

**elpaso**

Energy CAP

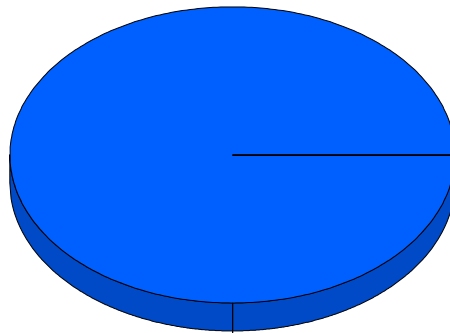
Cost Avoidance Program

**Cost Summary Graph**

Grouped by Energy Type

| Energy Type                                       | Use    | Units | Meter Cost      | Special Charges | Total Cost      | Avg Unit Cost | % of Total Cost |
|---|--------|-------|-----------------|-----------------|-----------------|---------------|-----------------|
| Site: ALAMO ELEMENTARY SCH - ALAMO ELEMENTARY SCH |        |       |                 |                 |                 |               |                 |
| Electricity                                       | 11,250 | KWH   | \$995.27        | \$0.00          | \$995.27        | 0.0885        | 100.00%         |
| <b>Total Cost:</b>                                |        |       | <b>\$995.27</b> | <b>\$0.00</b>   | <b>\$995.27</b> |               |                 |

For ALAMO  
ELEMENTARY  
SCH



Electricity

|               |        |
|---------------|--------|
| ■ Electricity | 100.0% |
| Total:        | 100.0% |

*Filters: Cost Center Name Not Equal To DoNotReport; Billing Period Equal To 201302All Meter CodesAll Group Names*

**el Paso**

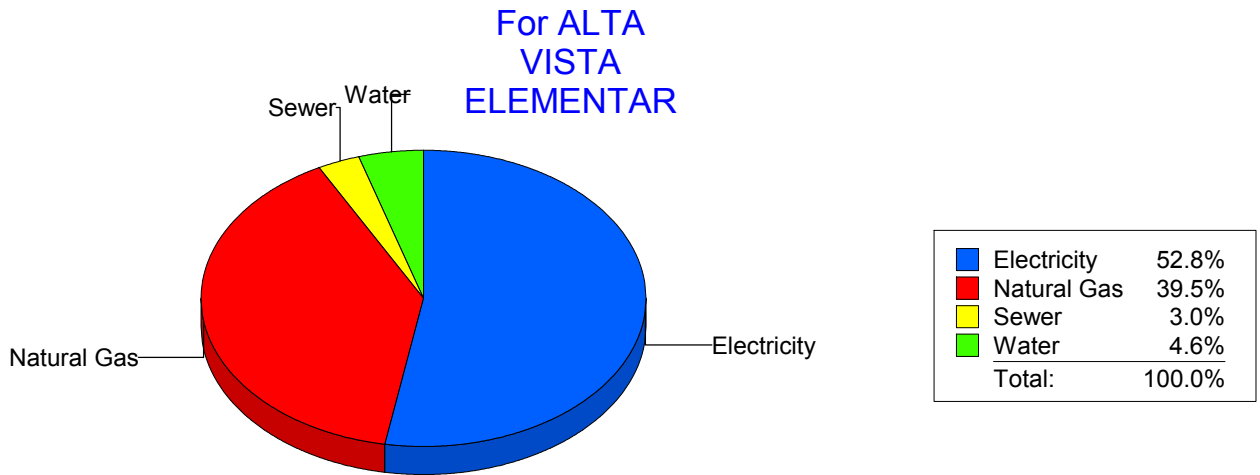
Energy CAP

Cost Avoidance Program

**Cost Summary Graph**

Grouped by Energy Type

| Energy Type  | Use    | Units | Meter Cost        | Special Charges | Total Cost        | Avg Unit Cost | % of Total Cost |
|--|--------|-------|-------------------|-----------------|-------------------|---------------|-----------------|
| <b>Site: ALTA VISTA ELEMENTAR - ALTA VISTA ELEMENTAR</b> |        |       |                   |                 |                   |               |                 |
| Electricity  | 27,750 | KWH   | \$2,885.14        | \$0.00          | \$2,885.14        | 0.1040        | 52.84%          |
| Natural Gas  | 3,975  | CCF   | \$2,157.76        | \$0.00          | \$2,157.76        | 0.5428        | 39.52%          |
| Water  | 126    | CCF   | \$252.25          | \$0.00          | \$252.25          | 2.0020        | 4.62%           |
| Sewer  | 77     | CCF   | \$164.98          | \$0.00          | \$164.98          | 2.1426        | 3.02%           |
| <b>Total Cost:</b>                                       |        |       | <b>\$5,460.13</b> | <b>\$0.00</b>   | <b>\$5,460.13</b> |               |                 |



*Filters: Cost Center Name Not Equal To DoNotReport; Billing Period Equal To 201302All Meter CodesAll Group Names*

**elpaso**

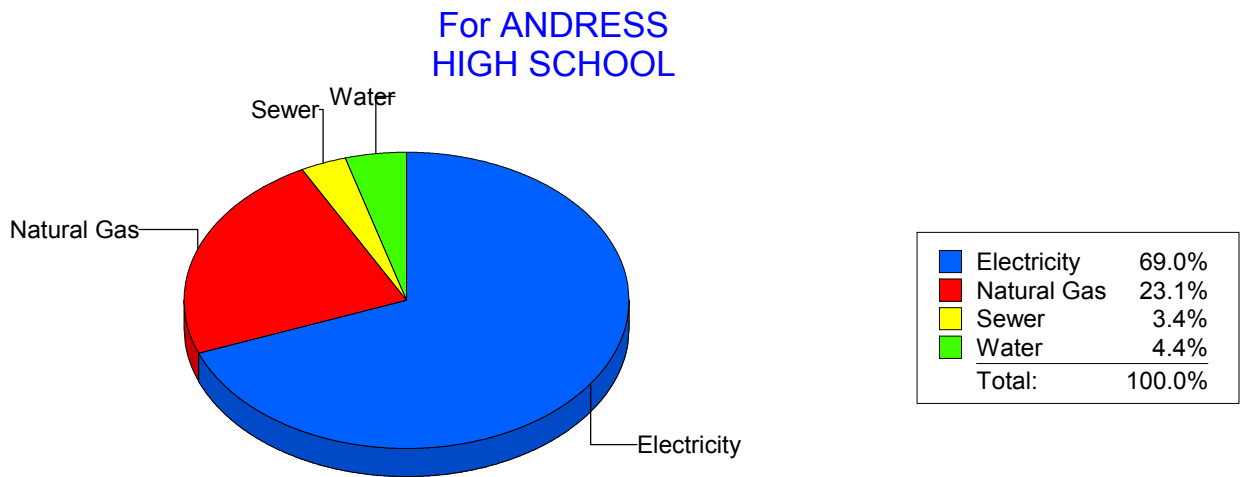
Energy CAP

Cost Avoidance Program

**Cost Summary Graph**

Grouped by Energy Type

| Energy Type  | Use     | Units | Meter Cost         | Special Charges | Total Cost         | Avg Unit Cost | % of Total Cost |
|--|---------|-------|--------------------|-----------------|--------------------|---------------|-----------------|
| <b>Site: ANDRESS HIGH SCHOOL - ANDRESS HIGH SCHOOL</b> |         |       |                    |                 |                    |               |                 |
| Electricity  | 161,897 | KWH   | \$17,790.27        | \$0.00          | \$17,790.27        | 0.1099        | 69.04%          |
| Natural Gas  | 11,250  | CCF   | \$5,952.77         | \$0.00          | \$5,952.77         | 0.5291        | 23.10%          |
| Water  | 677     | CCF   | \$1,137.67         | \$0.00          | \$1,137.67         | 1.6805        | 4.42%           |
| Sewer  | 569     | CCF   | \$887.13           | \$0.00          | \$887.13           | 1.5591        | 3.44%           |
| <b>Total Cost:</b>                                     |         |       | <b>\$25,767.84</b> | <b>\$0.00</b>   | <b>\$25,767.84</b> |               |                 |



*Filters: Cost Center Name Not Equal To DoNotReport; Billing Period Equal To 201302All Meter CodesAll Group Names*

**elpaso**

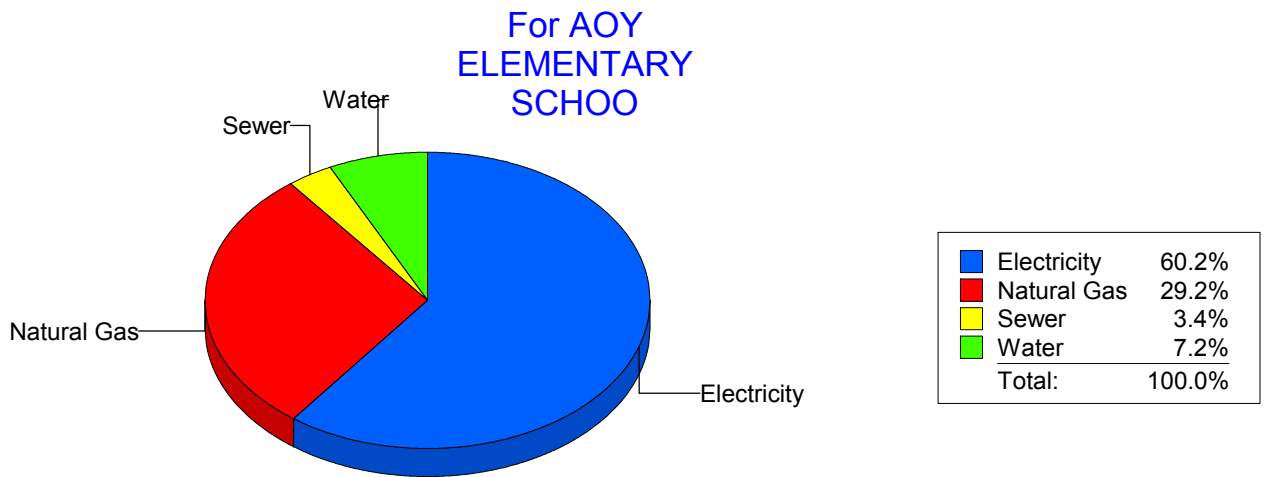
Energy CAP

Cost Avoidance Program

**Cost Summary Graph**

Grouped by Energy Type

| Energy Type  | Use    | Units | Meter Cost         | Special Charges | Total Cost         | Avg Unit Cost | % of Total Cost |
|--|--------|-------|--------------------|-----------------|--------------------|---------------|-----------------|
| <b>Site: AOY ELEMENTARY SCHOO - AOY ELEMENTARY SCHOO</b> |        |       |                    |                 |                    |               |                 |
| Electricity  | 57,962 | KWH   | \$6,448.28         | \$0.00          | \$6,448.28         | 0.1113        | 60.19%          |
| Natural Gas  | 5,852  | CCF   | \$3,130.90         | \$0.00          | \$3,130.90         | 0.5350        | 29.22%          |
| Water  | 199    | CCF   | \$769.27           | \$0.00          | \$769.27           | 3.8657        | 7.18%           |
| Sewer  | 73     | CCF   | \$364.90           | \$0.00          | \$364.90           | 4.9986        | 3.41%           |
| <b>Total Cost:</b>                                       |        |       | <b>\$10,713.35</b> | <b>\$0.00</b>   | <b>\$10,713.35</b> |               |                 |



*Filters: Cost Center Name Not Equal To DoNotReport; Billing Period Equal To 201302All Meter CodesAll Group Names*

**elpaso**

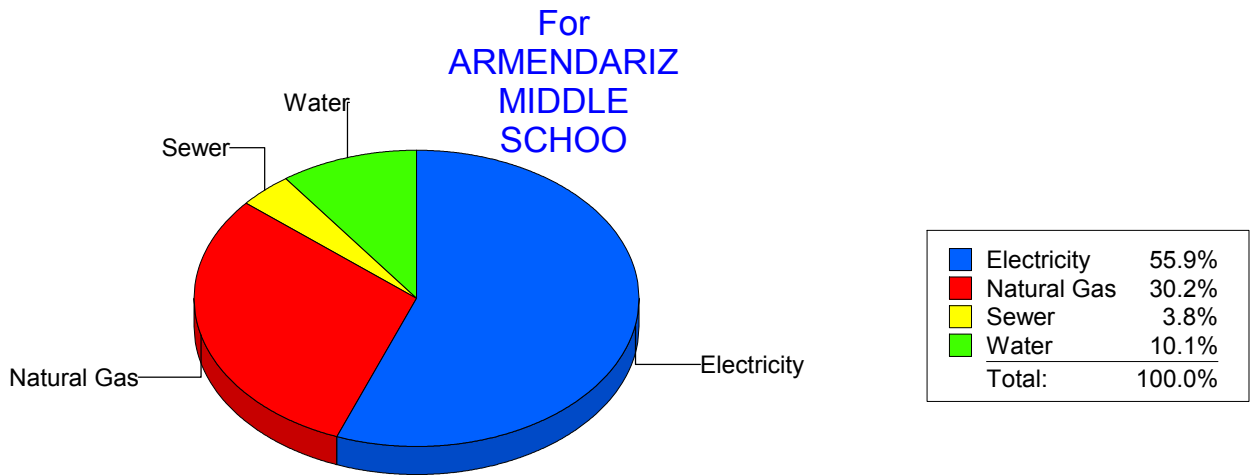
Energy CAP

Cost Avoidance Program

**Cost Summary Graph**

Grouped by Energy Type

| Energy Type  | Use    | Units | Meter Cost         | Special Charges | Total Cost         | Avg Unit Cost | % of Total Cost |
|--|--------|-------|--------------------|-----------------|--------------------|---------------|-----------------|
| <b>Site: ARMENDARIZ MIDDLE SCHOO - ARMENDARIZ MIDDLE SCHOO</b> |        |       |                    |                 |                    |               |                 |
| Electricity  | 91,500 | KWH   | \$7,473.91         | \$0.00          | \$7,473.91         | 0.0817        | 55.91%          |
| Natural Gas  | 7,696  | CCF   | \$4,043.52         | \$0.00          | \$4,043.52         | 0.5254        | 30.25%          |
| Water  | 428    | CCF   | \$1,347.28         | \$0.00          | \$1,347.28         | 3.1479        | 10.08%          |
| Sewer  | 218    | CCF   | \$503.89           | \$0.00          | \$503.89           | 2.3114        | 3.77%           |
| <b>Total Cost:</b>   |        |       | <b>\$13,368.60</b> | <b>\$0.00</b>   | <b>\$13,368.60</b> |               |                 |



*Filters: Cost Center Name Not Equal To DoNotReport; Billing Period Equal To 201302All Meter CodesAll Group Names*

**elpaso**

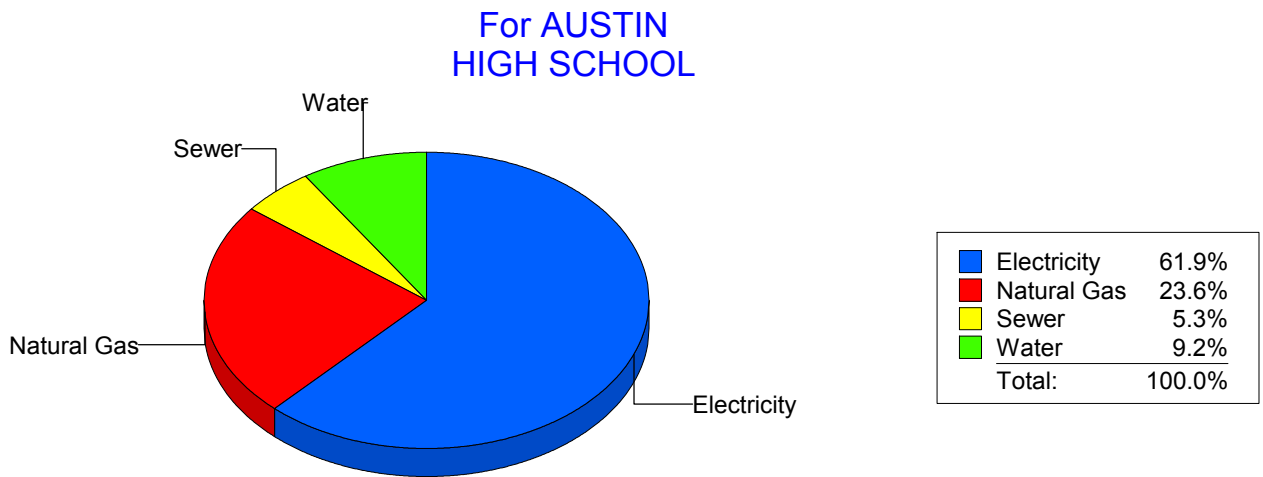
Energy CAP

Cost Avoidance Program

**Cost Summary Graph**

Grouped by Energy Type

| Energy Type  | Use     | Units | Meter Cost         | Special Charges | Total Cost         | Avg Unit Cost | % of Total Cost |
|--|---------|-------|--------------------|-----------------|--------------------|---------------|-----------------|
| <b>Site: AUSTIN HIGH SCHOOL - AUSTIN HIGH SCHOOL</b> |         |       |                    |                 |                    |               |                 |
| Electricity  | 163,729 | KWH   | \$15,143.65        | \$0.00          | \$15,143.65        | 0.0925        | 61.94%          |
| Natural Gas  | 10,796  | CCF   | \$5,766.62         | \$0.00          | \$5,766.62         | 0.5341        | 23.59%          |
| Water  | 681     | CCF   | \$2,252.94         | \$0.00          | \$2,252.94         | 3.3083        | 9.21%           |
| Sewer  | 551     | CCF   | \$1,286.65         | \$0.00          | \$1,286.65         | 2.3351        | 5.26%           |
| <b>Total Cost:</b>                                   |         |       | <b>\$24,449.86</b> | <b>\$0.00</b>   | <b>\$24,449.86</b> |               |                 |



*Filters: Cost Center Name Not Equal To DoNotReport; Billing Period Equal To 201302All Meter CodesAll Group Names*

**elpaso**

Energy CAP

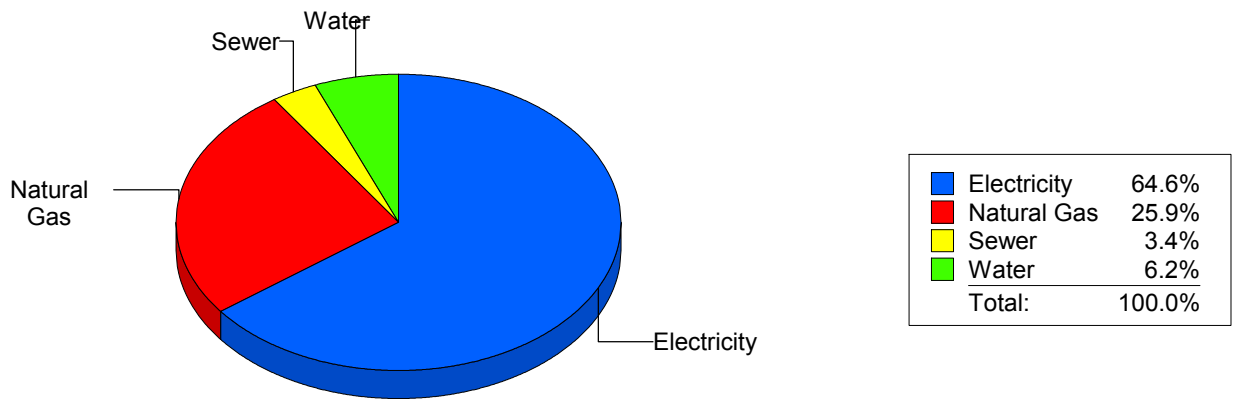
Cost Avoidance Program

**Cost Summary Graph**

Grouped by Energy Type

| Energy Type                  | Use    | Units | Meter Cost        | Special Charges | Total Cost        | Avg Unit Cost | % of Total Cost |
|------------------------------|--------|-------|-------------------|-----------------|-------------------|---------------|-----------------|
| <b>Site: BARRON - BARRON</b> |        |       |                   |                 |                   |               |                 |
| Electricity                  | 57,603 | KWH   | \$6,321.26        | \$0.00          | \$6,321.26        | 0.1097        | 64.59%          |
| Natural Gas                  | 4,686  | CCF   | \$2,531.65        | \$0.00          | \$2,531.65        | 0.5403        | 25.87%          |
| Water                        | 103    | CCF   | \$604.73          | \$0.00          | \$604.73          | 5.8712        | 6.18%           |
| Sewer                        | 66     | CCF   | \$328.71          | \$0.00          | \$328.71          | 4.9805        | 3.36%           |
| <b>Total Cost:</b>           |        |       | <b>\$9,786.35</b> | <b>\$0.00</b>   | <b>\$9,786.35</b> |               |                 |

For BARRON



*Filters: Cost Center Name Not Equal To DoNotReport; Billing Period Equal To 201302All Meter CodesAll Group Names*

**elpaso**

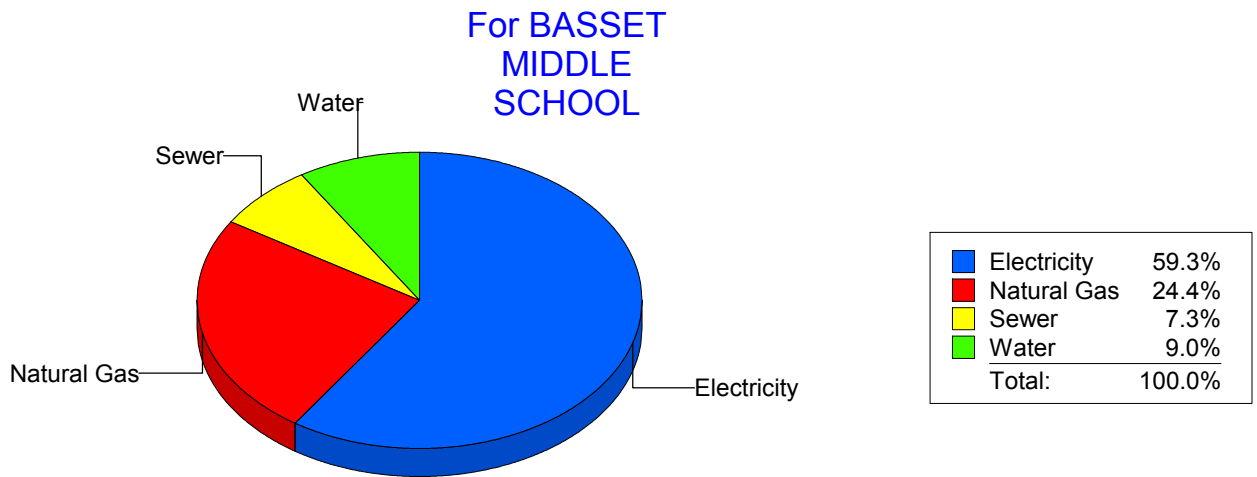
Energy CAP

Cost Avoidance Program

**Cost Summary Graph**

Grouped by Energy Type

| Energy Type  | Use    | Units | Meter Cost         | Special Charges | Total Cost         | Avg Unit Cost | % of Total Cost |
|--|--------|-------|--------------------|-----------------|--------------------|---------------|-----------------|
| <b>Site: BASSET MIDDLE SCHOOL - BASSET MIDDLE SCHOOL</b> |        |       |                    |                 |                    |               |                 |
| Electricity  | 66,538 | KWH   | \$7,068.52         | \$0.00          | \$7,068.52         | 0.1062        | 59.32%          |
| Natural Gas  | 5,432  | CCF   | \$2,911.85         | \$0.00          | \$2,911.85         | 0.5361        | 24.44%          |
| Water  | 545    | CCF   | \$1,069.93         | \$0.00          | \$1,069.93         | 1.9632        | 8.98%           |
| Sewer  | 553    | CCF   | \$866.17           | \$0.00          | \$866.17           | 1.5663        | 7.27%           |
| <b>Total Cost:</b>                                       |        |       | <b>\$11,916.47</b> | <b>\$0.00</b>   | <b>\$11,916.47</b> |               |                 |



*Filters: Cost Center Name Not Equal To DoNotReport; Billing Period Equal To 201302All Meter CodesAll Group Names*



**el Paso**

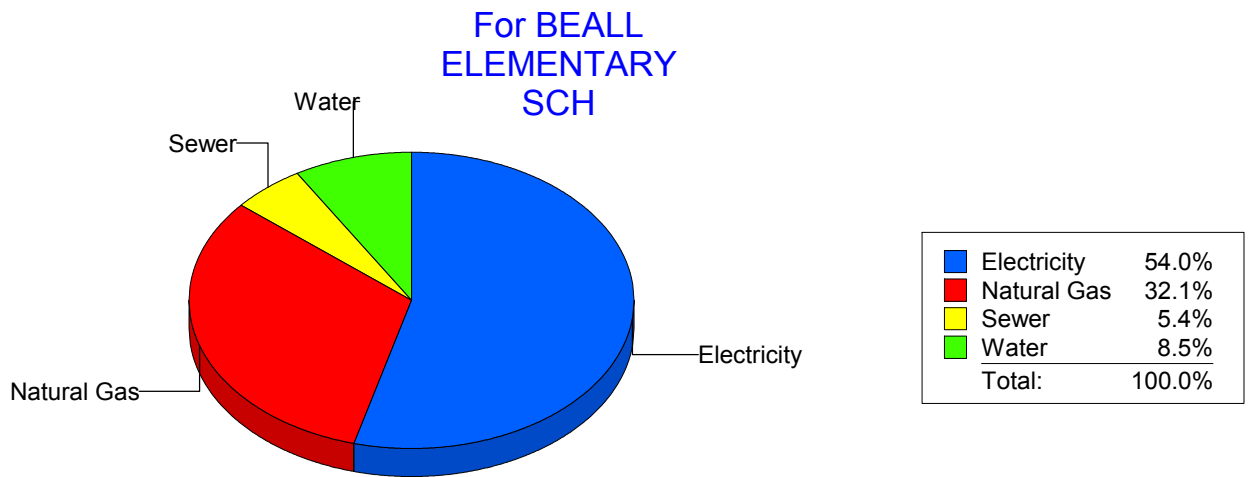
Energy CAP

Cost Avoidance Program

**Cost Summary Graph**

Grouped by Energy Type

| Energy Type  | Use    | Units | Meter Cost        | Special Charges | Total Cost        | Avg Unit Cost | % of Total Cost |
|--|--------|-------|-------------------|-----------------|-------------------|---------------|-----------------|
| <b>Site: BEALL ELEMENTARY SCH - BEALL ELEMENTARY SCH</b> |        |       |                   |                 |                   |               |                 |
| Electricity  | 28,009 | KWH   | \$2,537.86        | \$0.00          | \$2,537.86        | 0.0906        | 54.05%          |
| Natural Gas  | 2,706  | CCF   | \$1,505.15        | \$0.00          | \$1,505.15        | 0.5562        | 32.06%          |
| Water  | 159    | CCF   | \$398.01          | \$0.00          | \$398.01          | 2.5032        | 8.48%           |
| Sewer  | 86     | CCF   | \$254.40          | \$0.00          | \$254.40          | 2.9581        | 5.42%           |
| <b>Total Cost:</b>                                       |        |       | <b>\$4,695.42</b> | <b>\$0.00</b>   | <b>\$4,695.42</b> |               |                 |



*Filters: Cost Center Name Not Equal To DoNotReport; Billing Period Equal To 201302All Meter CodesAll Group Names*

**el Paso**

Energy CAP

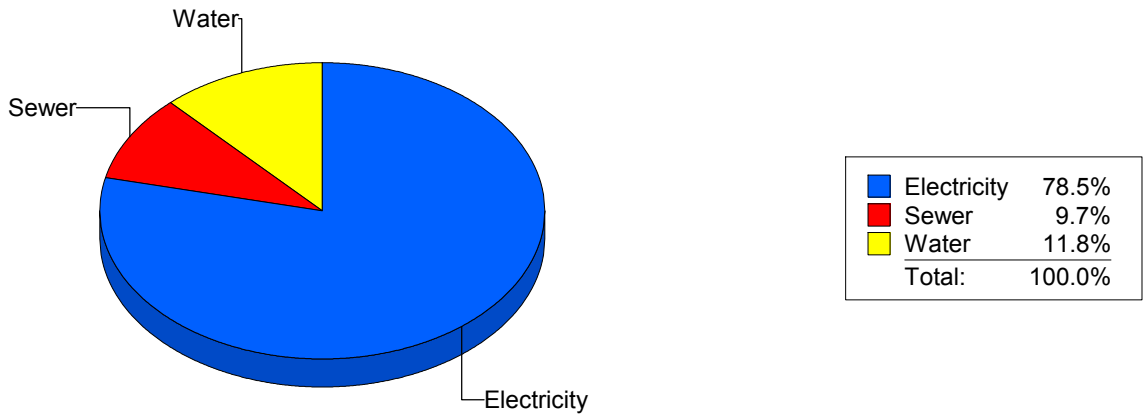
Cost Avoidance Program

**Cost Summary Graph**

Grouped by Energy Type

| Energy Type                                      | Use    | Units | Meter Cost        | Special Charges | Total Cost        | Avg Unit Cost | % of Total Cost |
|--|--------|-------|-------------------|-----------------|-------------------|---------------|-----------------|
| <b>Site: BLISS ELEMENTARY - BLISS ELEMENTARY</b> |        |       |                   |                 |                   |               |                 |
| Electricity                                      | 24,861 | KWH   | \$2,411.63        | \$0.00          | \$2,411.63        | 0.0970        | 78.50%          |
| Water  | 157    | CCF   | \$362.87          | \$0.00          | \$362.87          | 2.3113        | 11.81%          |
| Sewer  | 119    | CCF   | \$297.63          | \$0.00          | \$297.63          | 2.5011        | 9.69%           |
| <b>Total Cost:</b>                               |        |       | <b>\$3,072.13</b> | <b>\$0.00</b>   | <b>\$3,072.13</b> |               |                 |

For BLISS ELEMENTARY



*Filters: Cost Center Name Not Equal To DoNotReport; Billing Period Equal To 201302All Meter CodesAll Group Names*

**elpaso**

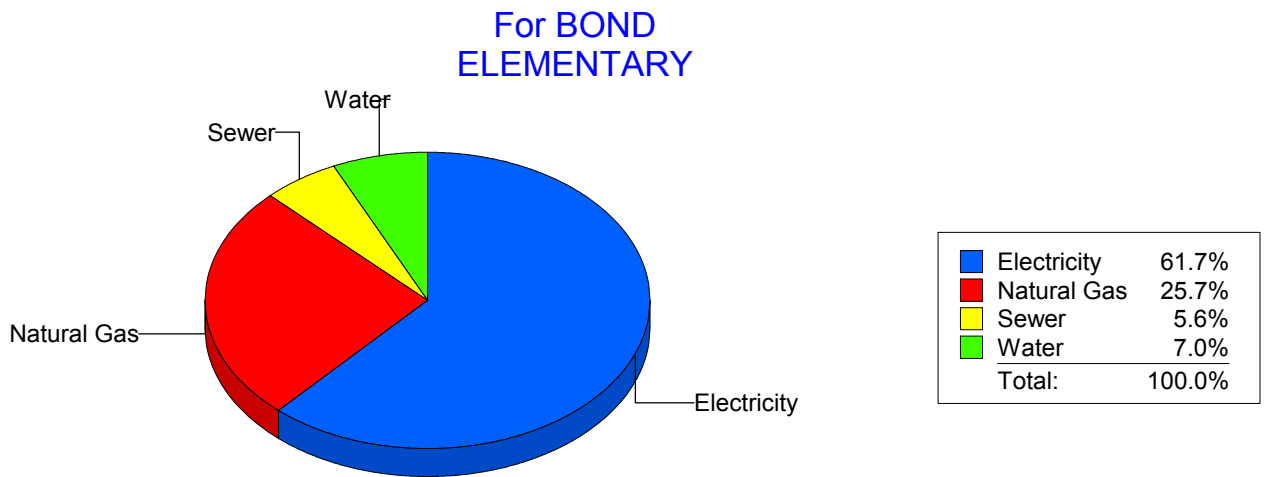
Energy CAP

Cost Avoidance Program

**Cost Summary Graph**

Grouped by Energy Type

| Energy Type                         | Use    | Units | Meter Cost        | Special Charges | Total Cost        | Avg Unit Cost | % of Total Cost |
|-------------------------------------|--------|-------|-------------------|-----------------|-------------------|---------------|-----------------|
| <b>Site: BOND - BOND ELEMENTARY</b> |        |       |                   |                 |                   |               |                 |
| Electricity                         | 31,610 | KWH   | \$3,450.80        | \$0.00          | \$3,450.80        | 0.1092        | 61.74%          |
| Natural Gas                         | 2,575  | CCF   | \$1,436.43        | \$0.00          | \$1,436.43        | 0.5578        | 25.70%          |
| Water                               | 118    | CCF   | \$391.75          | \$0.00          | \$391.75          | 3.3199        | 7.01%           |
| Sewer                               | 79     | CCF   | \$310.65          | \$0.00          | \$310.65          | 3.9323        | 5.56%           |
| <b>Total Cost:</b>                  |        |       | <b>\$5,589.63</b> | <b>\$0.00</b>   | <b>\$5,589.63</b> |               |                 |



*Filters: Cost Center Name Not Equal To DoNotReport; Billing Period Equal To 201302All Meter CodesAll Group Names*

**elpaso**

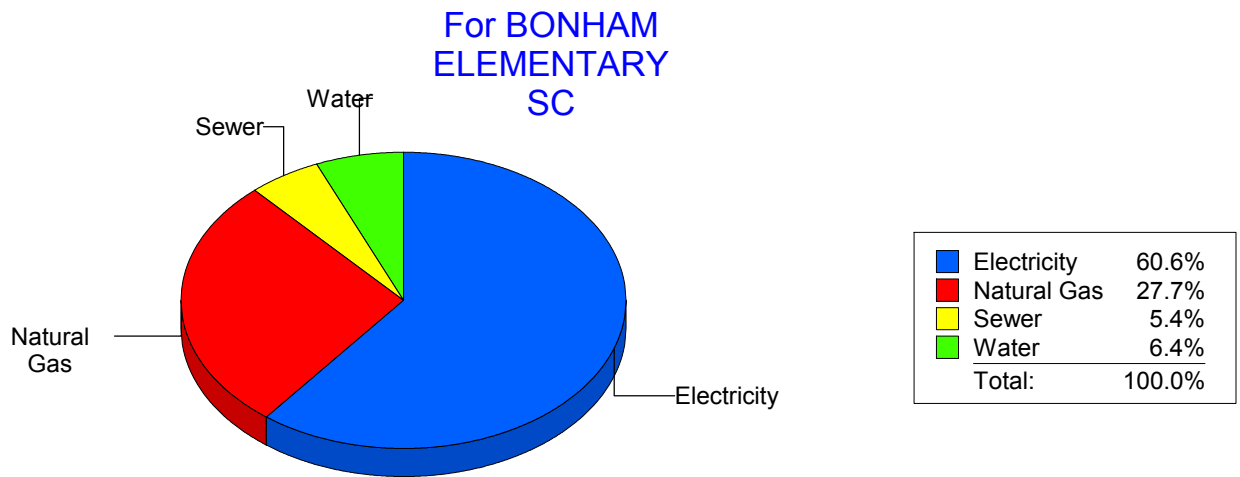
Energy CAP

Cost Avoidance Program

**Cost Summary Graph**

Grouped by Energy Type

| Energy Type  | Use    | Units | Meter Cost        | Special Charges | Total Cost        | Avg Unit Cost | % of Total Cost |
|--|--------|-------|-------------------|-----------------|-------------------|---------------|-----------------|
| <b>Site: BONHAM ELEMENTARY SC - BONHAM ELEMENTARY SC</b> |        |       |                   |                 |                   |               |                 |
| Electricity  | 28,578 | KWH   | \$3,528.87        | \$0.00          | \$3,528.87        | 0.1235        | 60.57%          |
| Natural Gas  | 2,986  | CCF   | \$1,612.17        | \$0.00          | \$1,612.17        | 0.5399        | 27.67%          |
| Water  | 169    | CCF   | \$370.92          | \$0.00          | \$370.92          | 2.1948        | 6.37%           |
| Sewer  | 144    | CCF   | \$314.12          | \$0.00          | \$314.12          | 2.1814        | 5.39%           |
| <b>Total Cost:</b>                                       |        |       | <b>\$5,826.08</b> | <b>\$0.00</b>   | <b>\$5,826.08</b> |               |                 |



*Filters: Cost Center Name Not Equal To DoNotReport; Billing Period Equal To 201302All Meter CodesAll Group Names*

**elpaso**

Energy CAP

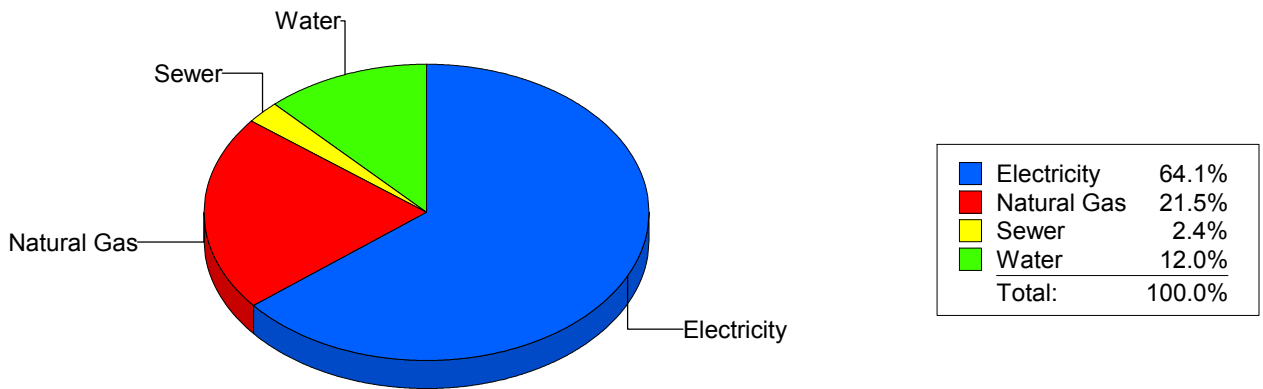
Cost Avoidance Program

**Cost Summary Graph**

Grouped by Energy Type

| Energy Type  | Use     | Units | Meter Cost         | Special Charges | Total Cost         | Avg Unit Cost | % of Total Cost |
|--|---------|-------|--------------------|-----------------|--------------------|---------------|-----------------|
| <b>Site: BOWIE HIGH SCHOOL - BOWIE HIGH SCHOOL</b> |         |       |                    |                 |                    |               |                 |
| Electricity  | 252,583 | KWH   | \$22,558.65        | \$0.00          | \$22,558.65        | 0.0893        | 64.14%          |
| Natural Gas  | 14,375  | CCF   | \$7,544.86         | \$0.00          | \$7,544.86         | 0.5249        | 21.45%          |
| Water  | 1,956   | CCF   | \$4,217.81         | \$0.00          | \$4,217.81         | 2.1563        | 11.99%          |
| Sewer  | 325     | CCF   | \$849.91           | \$0.00          | \$849.91           | 2.6151        | 2.42%           |
| <b>Total Cost:</b>                                 |         |       | <b>\$35,171.23</b> | <b>\$0.00</b>   | <b>\$35,171.23</b> |               |                 |

For BOWIE HIGH SCHOOL



*Filters: Cost Center Name Not Equal To DoNotReport; Billing Period Equal To 201302All Meter CodesAll Group Names*

**elpaso**

Energy CAP

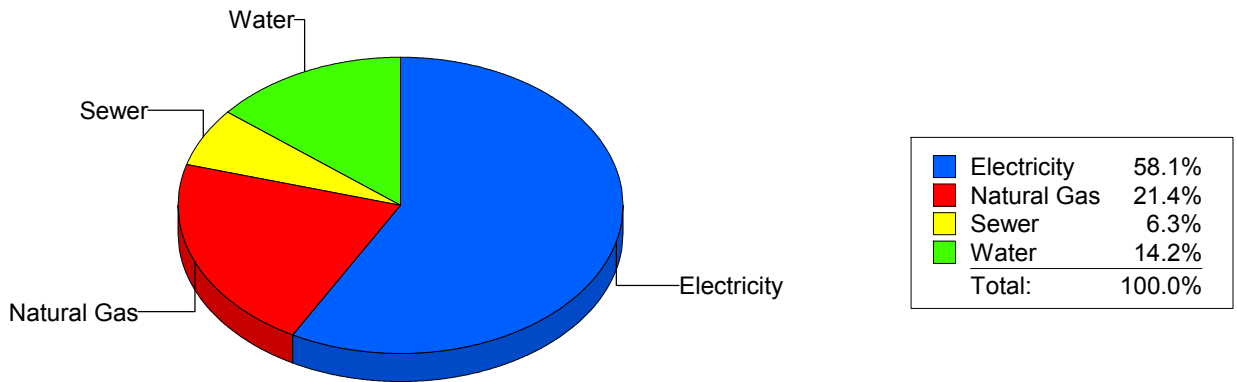
Cost Avoidance Program

**Cost Summary Graph**

Grouped by Energy Type

| Energy Type  | Use    | Units | Meter Cost        | Special Charges | Total Cost        | Avg Unit Cost | % of Total Cost |
|--|--------|-------|-------------------|-----------------|-------------------|---------------|-----------------|
| <b>Site: BRADLEY ELEMENTARY - BRADLEY ELEMENTARY</b> |        |       |                   |                 |                   |               |                 |
| Electricity  | 36,600 | KWH   | \$3,228.71        | \$0.00          | \$3,228.71        | 0.0882        | 58.10%          |
| Natural Gas  | 2,182  | CCF   | \$1,188.96        | \$0.00          | \$1,188.96        | 0.5449        | 21.39%          |
| Water  | 265    | CCF   | \$789.11          | \$0.00          | \$789.11          | 2.9778        | 14.20%          |
| Sewer  | 101    | CCF   | \$350.62          | \$0.00          | \$350.62          | 3.4715        | 6.31%           |
| <b>Total Cost:</b>                                   |        |       | <b>\$5,557.40</b> | <b>\$0.00</b>   | <b>\$5,557.40</b> |               |                 |

For BRADLEY ELEMENTARY



*Filters: Cost Center Name Not Equal To DoNotReport; Billing Period Equal To 201302All Meter CodesAll Group Names*

**elpaso**

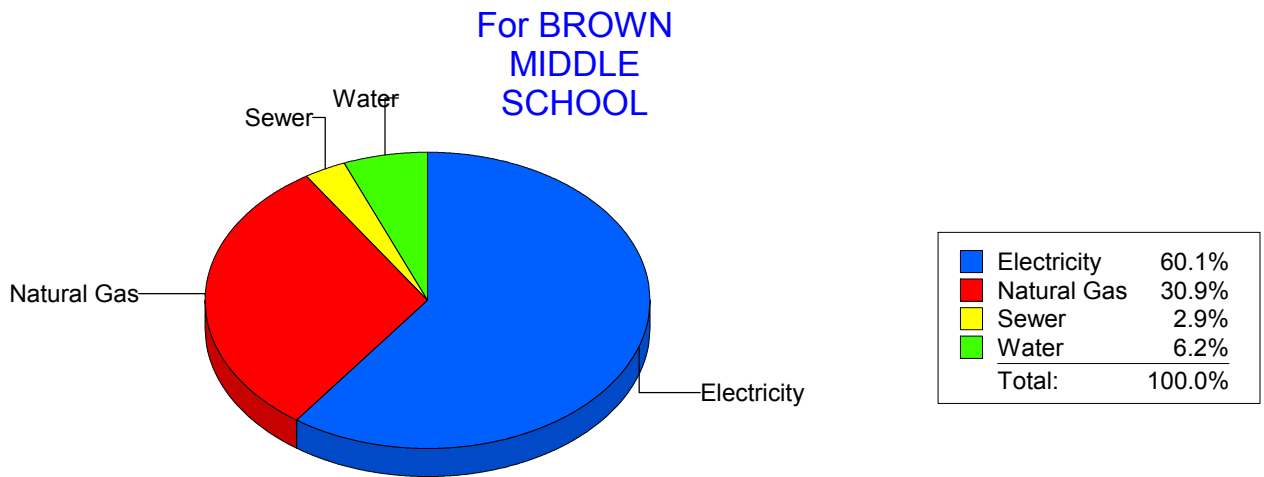
Energy CAP

Cost Avoidance Program

**Cost Summary Graph**

Grouped by Energy Type

| Energy Type  | Use     | Units | Meter Cost         | Special Charges | Total Cost         | Avg Unit Cost | % of Total Cost |
|--|---------|-------|--------------------|-----------------|--------------------|---------------|-----------------|
| <b>Site: BROWN MIDDLE SCHOOL - BROWN MIDDLE SCHOOL</b> |         |       |                    |                 |                    |               |                 |
| Electricity  | 113,000 | KWH   | \$9,051.88         | \$0.00          | \$9,051.88         | 0.0801        | 60.08%          |
| Natural Gas  | 8,869   | CCF   | \$4,649.00         | \$0.00          | \$4,649.00         | 0.5242        | 30.86%          |
| Water  | 356     | CCF   | \$929.99           | \$0.00          | \$929.99           | 2.6123        | 6.17%           |
| Sewer  | 165     | CCF   | \$434.46           | \$0.00          | \$434.46           | 2.6331        | 2.88%           |
| <b>Total Cost:</b>                                     |         |       | <b>\$15,065.33</b> | <b>\$0.00</b>   | <b>\$15,065.33</b> |               |                 |



*Filters: Cost Center Name Not Equal To DoNotReport; Billing Period Equal To 201302All Meter CodesAll Group Names*

**el paso**

Energy CAP

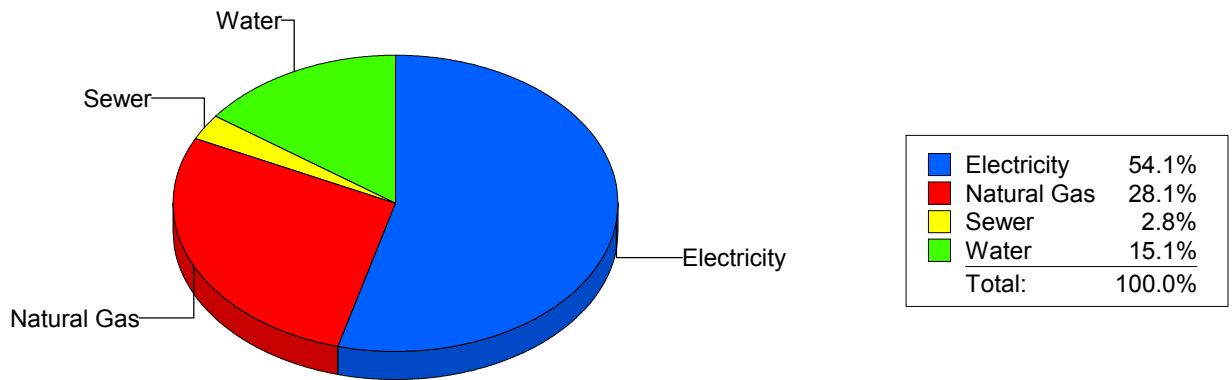
Cost Avoidance Program

**Cost Summary Graph**

Grouped by Energy Type

| Energy Type  | Use     | Units | Meter Cost         | Special Charges | Total Cost         | Avg Unit Cost | % of Total Cost |
|--|---------|-------|--------------------|-----------------|--------------------|---------------|-----------------|
| <b>Site: BURGESS HIGH SCHOOL - BURGESS HIGH SCHOOL</b> |         |       |                    |                 |                    |               |                 |
| Electricity  | 124,932 | KWH   | \$11,972.65        | \$0.00          | \$11,972.65        | 0.0958        | 54.06%          |
| Natural Gas  | 11,738  | CCF   | \$6,220.16         | \$0.00          | \$6,220.16         | 0.5299        | 28.09%          |
| Water  | 613     | CCF   | \$3,340.05         | \$0.00          | \$3,340.05         | 5.4487        | 15.08%          |
| Sewer  | 194     | CCF   | \$614.19           | \$0.00          | \$614.19           | 3.1659        | 2.77%           |
| <b>Total Cost:</b>                                     |         |       | <b>\$22,147.05</b> | <b>\$0.00</b>   | <b>\$22,147.05</b> |               |                 |

For BURGESS HIGH SCHOOL



*Filters: Cost Center Name Not Equal To DoNotReport; Billing Period Equal To 201302All Meter CodesAll Group Names*



**elpaso**

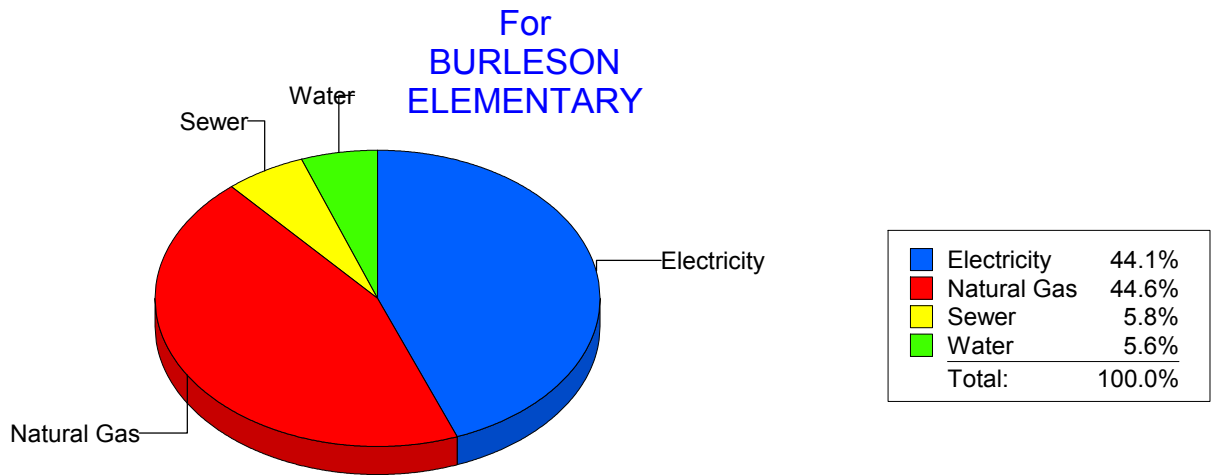
Energy CAP

Cost Avoidance Program

**Cost Summary Graph**

Grouped by Energy Type

| Energy Type  | Use    | Units | Meter Cost        | Special Charges | Total Cost        | Avg Unit Cost | % of Total Cost |
|--|--------|-------|-------------------|-----------------|-------------------|---------------|-----------------|
| <b>Site: BURLESON ELEMENTARY - BURLESON ELEMENTARY</b> |        |       |                   |                 |                   |               |                 |
| Electricity  | 28,053 | KWH   | \$2,629.76        | \$0.00          | \$2,629.76        | 0.0937        | 44.07%          |
| Natural Gas  | 4,831  | CCF   | \$2,658.34        | \$0.00          | \$2,658.34        | 0.5503        | 44.55%          |
| Water  | 150    | CCF   | \$332.91          | \$0.00          | \$332.91          | 2.2194        | 5.58%           |
| Sewer  | 166    | CCF   | \$345.68          | \$0.00          | \$345.68          | 2.0824        | 5.79%           |
| <b>Total Cost:</b>                                     |        |       | <b>\$5,966.69</b> | <b>\$0.00</b>   | <b>\$5,966.69</b> |               |                 |



*Filters: Cost Center Name Not Equal To DoNotReport; Billing Period Equal To 201302All Meter CodesAll Group Names*

**elpaso**

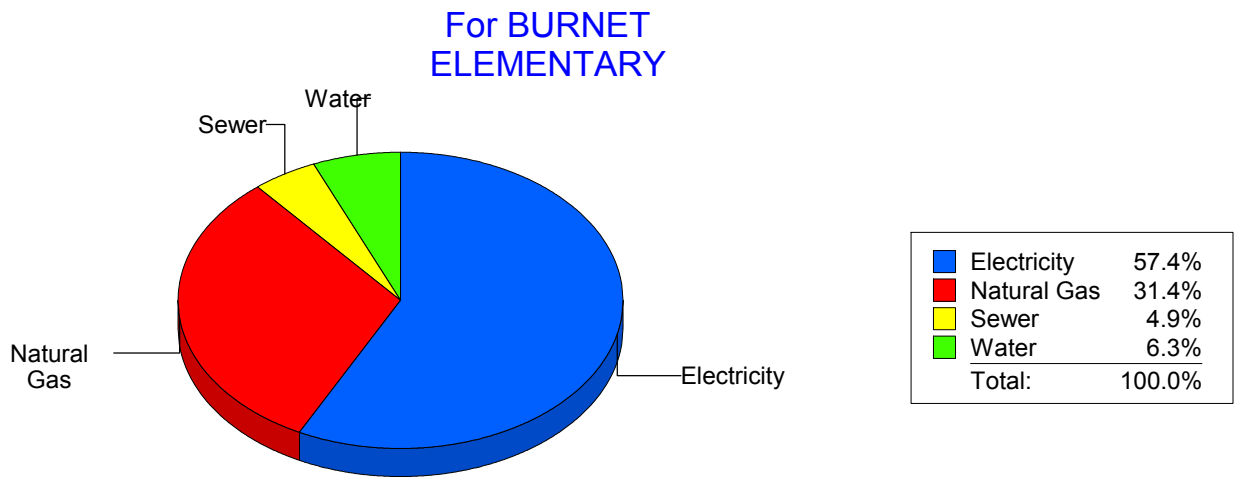
Energy CAP

Cost Avoidance Program

**Cost Summary Graph**

Grouped by Energy Type

| Energy Type  | Use    | Units | Meter Cost        | Special Charges | Total Cost        | Avg Unit Cost | % of Total Cost |
|--|--------|-------|-------------------|-----------------|-------------------|---------------|-----------------|
| <b>Site: BURNET ELEMENTARY - BURNET ELEMENTARY</b> |        |       |                   |                 |                   |               |                 |
| Electricity  | 24,795 | KWH   | \$3,007.43        | \$0.00          | \$3,007.43        | 0.1213        | 57.37%          |
| Natural Gas  | 2,911  | CCF   | \$1,648.12        | \$0.00          | \$1,648.12        | 0.5662        | 31.44%          |
| Water  | 134    | CCF   | \$328.68          | \$0.00          | \$328.68          | 2.4528        | 6.27%           |
| Sewer  | 99     | CCF   | \$257.91          | \$0.00          | \$257.91          | 2.6052        | 4.92%           |
| <b>Total Cost:</b>                                 |        |       | <b>\$5,242.14</b> | <b>\$0.00</b>   | <b>\$5,242.14</b> |               |                 |



*Filters: Cost Center Name Not Equal To DoNotReport; Billing Period Equal To 201302All Meter CodesAll Group Names*

**elpaso**

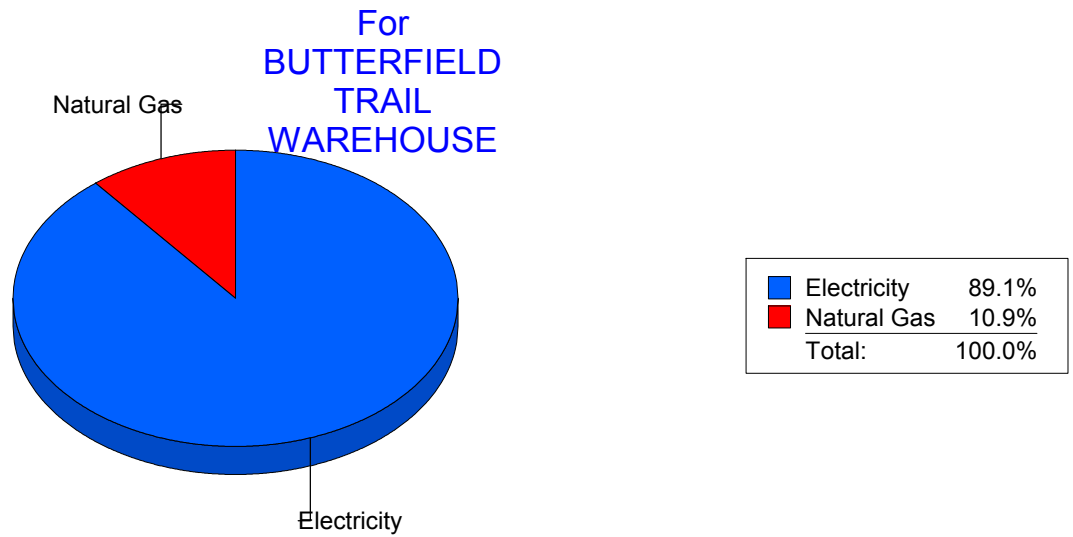
Energy CAP

Cost Avoidance Program

**Cost Summary Graph**

Grouped by Energy Type

| Energy Type  | Use | Units     | Meter Cost      | Special Charges | Total Cost      | Avg Unit Cost | % of Total Cost |
|--|-----|-----------|-----------------|-----------------|-----------------|---------------|-----------------|
| <b>Site: BUTTERFIELDTRAILWAREHOUSE - BUTTERFIELD TRAIL WAREHOUSE</b> |     |           |                 |                 |                 |               |                 |
| Electricity  |     | 3,600 KWH | \$346.26        | \$0.00          | \$346.26        | 0.0962        | 89.13%          |
| Natural Gas  |     | 1 CCF     | \$42.25         | \$0.00          | \$42.25         | 42.2500       | 10.87%          |
| <b>Total Cost:</b>   |     |           | <b>\$388.51</b> | <b>\$0.00</b>   | <b>\$388.51</b> |               |                 |



*Filters: Cost Center Name Not Equal To DoNotReport; Billing Period Equal To 201302All Meter CodesAll Group Names*

**el Paso**

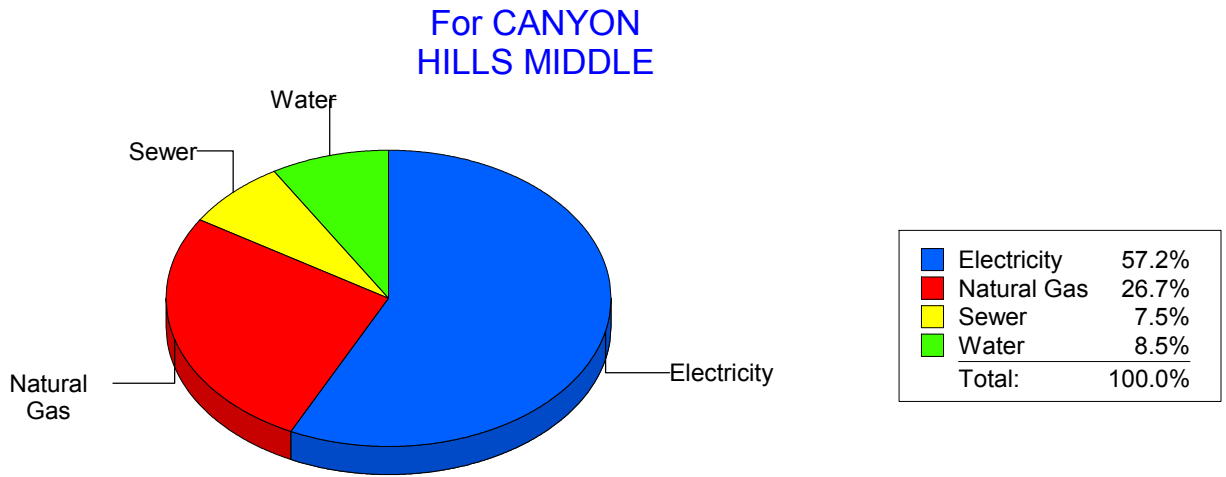
Energy CAP

Cost Avoidance Program

**Cost Summary Graph**

Grouped by Energy Type

| Energy Type  | Use    | Units | Meter Cost        | Special Charges | Total Cost        | Avg Unit Cost | % of Total Cost |
|--|--------|-------|-------------------|-----------------|-------------------|---------------|-----------------|
| <b>Site: CANYON HILLS MIDDLE - CANYON HILLS MIDDLE</b> |        |       |                   |                 |                   |               |                 |
| Electricity  | 59,150 | KWH   | \$5,312.27        | \$0.00          | \$5,312.27        | 0.0898        | 57.18%          |
| Natural Gas  | 4,578  | CCF   | \$2,483.65        | \$0.00          | \$2,483.65        | 0.5425        | 26.74%          |
| Water  | 242    | CCF   | \$792.61          | \$0.00          | \$792.61          | 3.2752        | 8.53%           |
| Sewer  | 202    | CCF   | \$701.24          | \$0.00          | \$701.24          | 3.4715        | 7.55%           |
| <b>Total Cost:</b>                                     |        |       | <b>\$9,289.77</b> | <b>\$0.00</b>   | <b>\$9,289.77</b> |               |                 |



*Filters: Cost Center Name Not Equal To DoNotReport; Billing Period Equal To 201302All Meter CodesAll Group Names*

**el Paso**

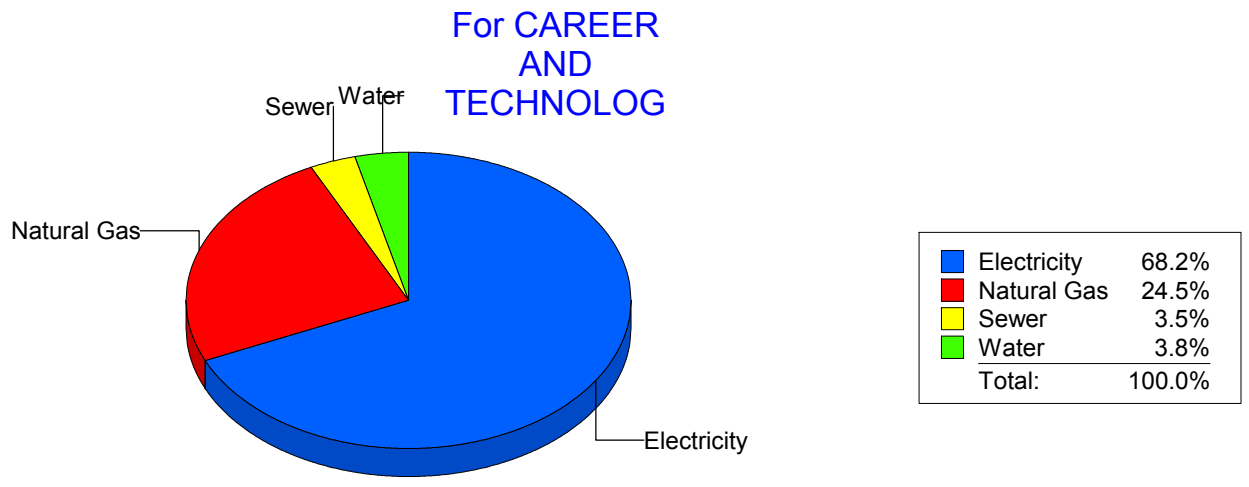
Energy CAP

Cost Avoidance Program

**Cost Summary Graph**

Grouped by Energy Type

| Energy Type  | Use    | Units | Meter Cost         | Special Charges | Total Cost         | Avg Unit Cost | % of Total Cost |
|--|--------|-------|--------------------|-----------------|--------------------|---------------|-----------------|
| <b>Site: CAREER AND TECHNOLOG - CAREER AND TECHNOLOG</b> |        |       |                    |                 |                    |               |                 |
| Electricity  | 86,912 | KWH   | \$8,705.18         | \$0.00          | \$8,705.18         | 0.1002        | 68.21%          |
| Natural Gas  | 5,931  | CCF   | \$3,132.46         | \$0.00          | \$3,132.46         | 0.5282        | 24.55%          |
| Water  | 191    | CCF   | \$479.59           | \$0.00          | \$479.59           | 2.5109        | 3.76%           |
| Sewer  | 192    | CCF   | \$444.22           | \$0.00          | \$444.22           | 2.3136        | 3.48%           |
| <b>Total Cost:</b>                                       |        |       | <b>\$12,761.45</b> | <b>\$0.00</b>   | <b>\$12,761.45</b> |               |                 |



*Filters: Cost Center Name Not Equal To DoNotReport; Billing Period Equal To 201302All Meter CodesAll Group Names*

**elpaso**

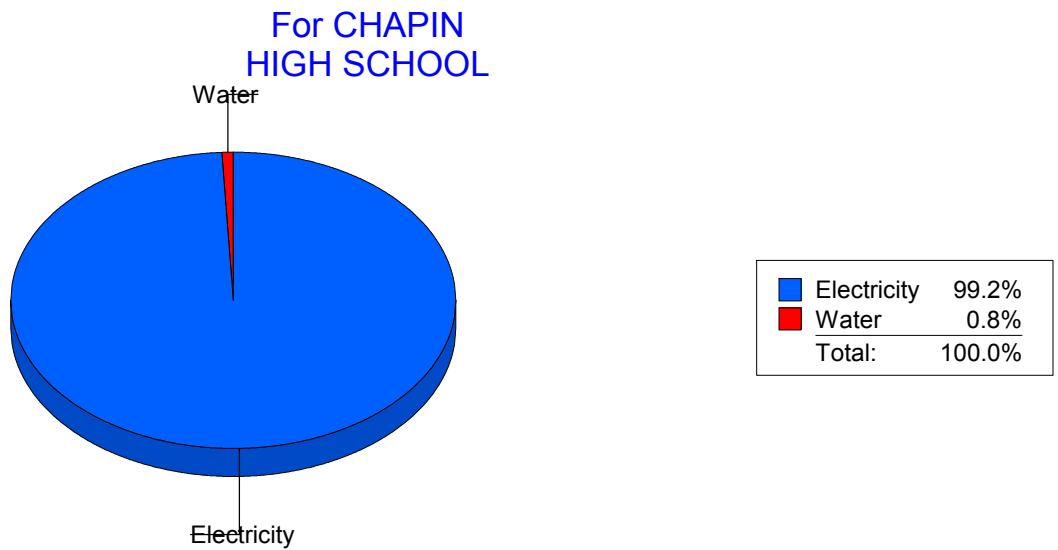
Energy CAP

Cost Avoidance Program

**Cost Summary Graph**

Grouped by Energy Type

| Energy Type  | Use     | Units | Meter Cost         | Special Charges | Total Cost         | Avg Unit Cost | % of Total Cost |
|--|---------|-------|--------------------|-----------------|--------------------|---------------|-----------------|
| <b>Site: CHAPIN HIGH SCHOOL - CHAPIN HIGH SCHOOL</b> |         |       |                    |                 |                    |               |                 |
| Electricity  | 280,496 | KWH   | \$23,296.82        | \$0.00          | \$23,296.82        | 0.0831        | 99.17%          |
| Water  | 121     | CCF   | \$194.30           | \$0.00          | \$194.30           | 1.6058        | 0.83%           |
| <b>Total Cost:</b>                                   |         |       | <b>\$23,491.12</b> | <b>\$0.00</b>   | <b>\$23,491.12</b> |               |                 |



*Filters: Cost Center Name Not Equal To DoNotReport; Billing Period Equal To 201302All Meter CodesAll Group Names*

**el paso**

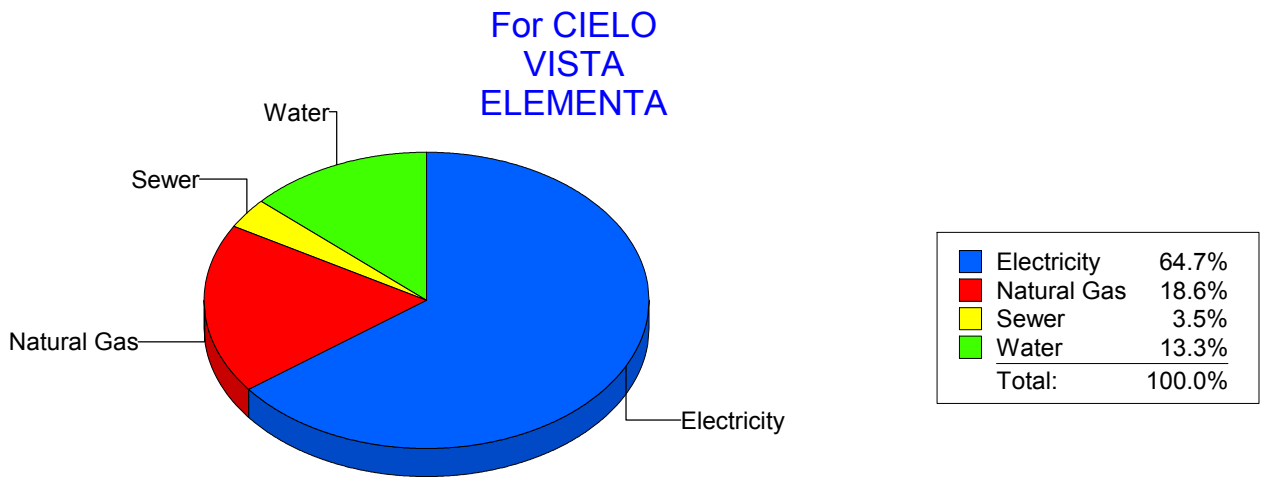
Energy CAP

Cost Avoidance Program

**Cost Summary Graph**

Grouped by Energy Type

| Energy Type  | Use    | Units | Meter Cost        | Special Charges | Total Cost        | Avg Unit Cost | % of Total Cost |
|--|--------|-------|-------------------|-----------------|-------------------|---------------|-----------------|
| <b>Site: CIELO VISTA ELEMENTA - CIELO VISTA ELEMENTA</b> |        |       |                   |                 |                   |               |                 |
| Electricity  | 43,520 | KWH   | \$4,788.33        | \$0.00          | \$4,788.33        | 0.1100        | 64.65%          |
| Natural Gas  | 2,469  | CCF   | \$1,380.42        | \$0.00          | \$1,380.42        | 0.5591        | 18.64%          |
| Water  | 260    | CCF   | \$981.57          | \$0.00          | \$981.57          | 3.7753        | 13.25%          |
| Sewer  | 87     | CCF   | \$255.71          | \$0.00          | \$255.71          | 2.9392        | 3.45%           |
| <b>Total Cost:</b>                                       |        |       | <b>\$7,406.03</b> | <b>\$0.00</b>   | <b>\$7,406.03</b> |               |                 |



*Filters: Cost Center Name Not Equal To DoNotReport; Billing Period Equal To 201302All Meter CodesAll Group Names*

**elpaso**

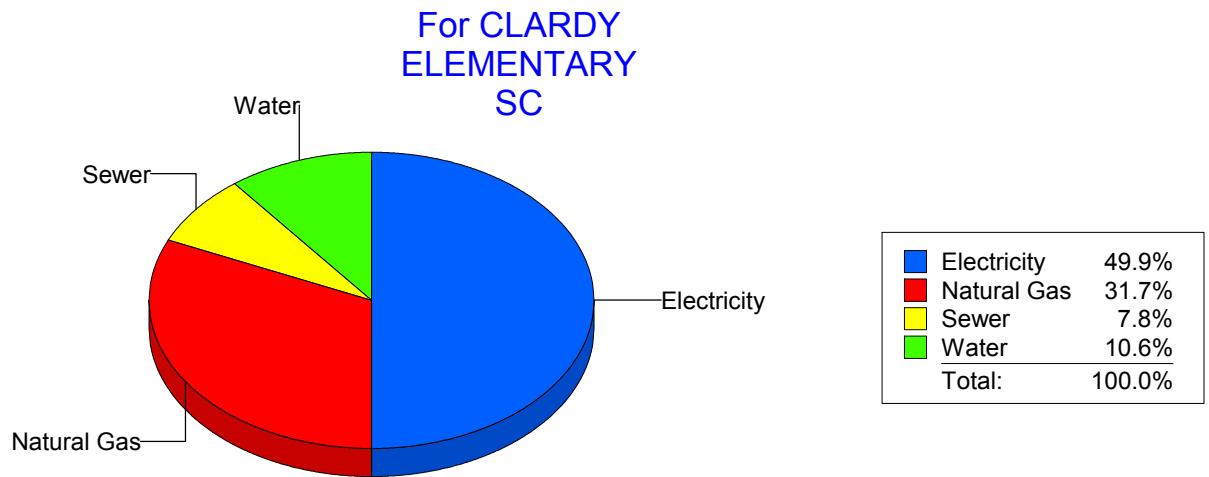
Energy CAP

Cost Avoidance Program

**Cost Summary Graph**

Grouped by Energy Type

| Energy Type  | Use    | Units | Meter Cost        | Special Charges | Total Cost        | Avg Unit Cost | % of Total Cost |
|--|--------|-------|-------------------|-----------------|-------------------|---------------|-----------------|
| <b>Site: CLARDY ELEMENTARY SC - CLARDY ELEMENTARY SC</b> |        |       |                   |                 |                   |               |                 |
| Electricity  | 33,872 | KWH   | \$3,396.48        | \$0.00          | \$3,396.48        | 0.1003        | 49.92%          |
| Natural Gas  | 3,950  | CCF   | \$2,156.24        | \$0.00          | \$2,156.24        | 0.5459        | 31.69%          |
| Water  | 352    | CCF   | \$717.93          | \$0.00          | \$717.93          | 2.0396        | 10.55%          |
| Sewer  | 250    | CCF   | \$533.65          | \$0.00          | \$533.65          | 2.1346        | 7.84%           |
| <b>Total Cost:</b>                                       |        |       | <b>\$6,804.30</b> | <b>\$0.00</b>   | <b>\$6,804.30</b> |               |                 |



*Filters: Cost Center Name Not Equal To DoNotReport; Billing Period Equal To 201302All Meter CodesAll Group Names*



**elpaso**

Energy CAP

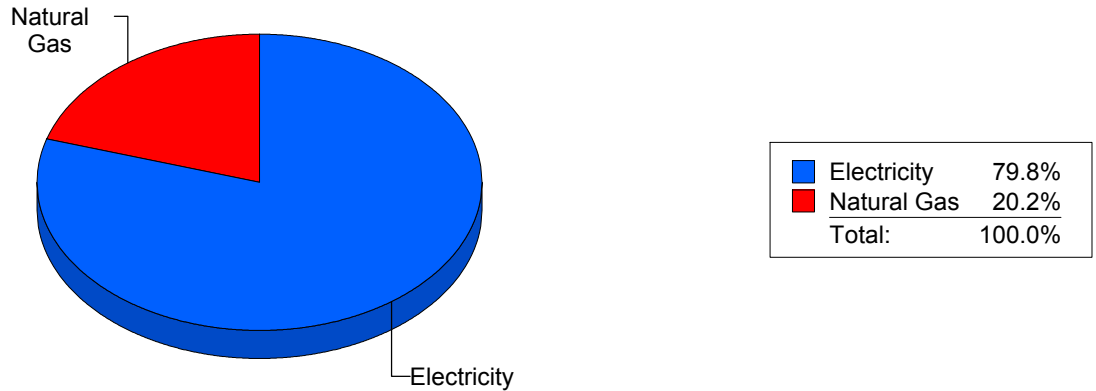
Cost Avoidance Program

**Cost Summary Graph**

Grouped by Energy Type

| Energy Type                        | Use    | Units | Meter Cost        | Special Charges | Total Cost        | Avg Unit Cost | % of Total Cost |
|------------------------------------|--------|-------|-------------------|-----------------|-------------------|---------------|-----------------|
| <b>Site: CLENDININ - CLENDININ</b> |        |       |                   |                 |                   |               |                 |
| Electricity                        | 38,500 | KWH   | \$4,748.93        | \$0.00          | \$4,748.93        | 0.1233        | 79.81%          |
| Natural Gas                        | 2,206  | CCF   | \$1,201.60        | \$0.00          | \$1,201.60        | 0.5447        | 20.19%          |
| <b>Total Cost:</b>                 |        |       | <b>\$5,950.53</b> | <b>\$0.00</b>   | <b>\$5,950.53</b> |               |                 |

For CLENDININ



*Filters: Cost Center Name Not Equal To DoNotReport; Billing Period Equal To 201302All Meter CodesAll Group Names*

**elpaso**

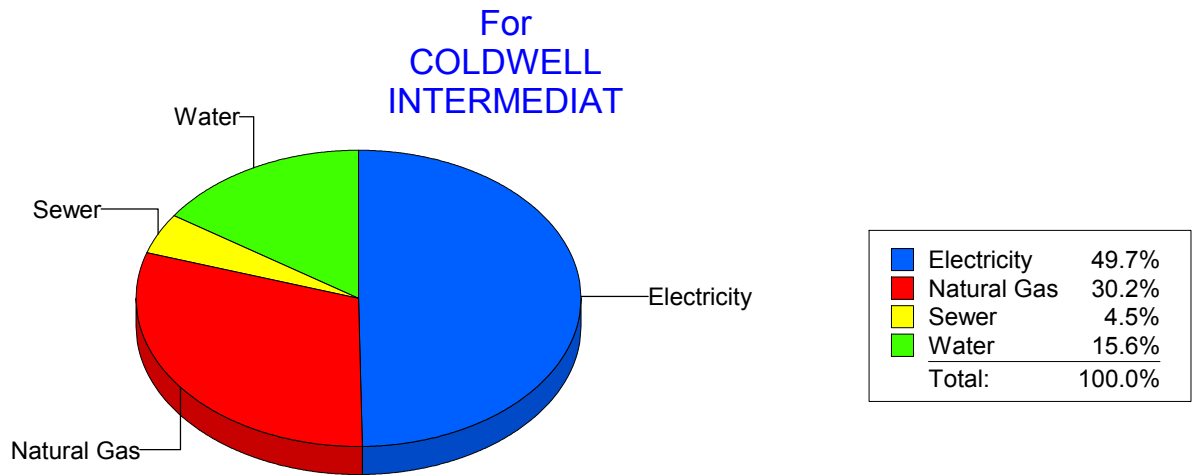
Energy CAP

Cost Avoidance Program

**Cost Summary Graph**

Grouped by Energy Type

| Energy Type  | Use    | Units | Meter Cost        | Special Charges | Total Cost        | Avg Unit Cost | % of Total Cost |
|--|--------|-------|-------------------|-----------------|-------------------|---------------|-----------------|
| <b>Site: COLDWELL INTERMEDIAT - COLDWELL INTERMEDIAT</b> |        |       |                   |                 |                   |               |                 |
| Electricity  | 33,379 | KWH   | \$3,242.82        | \$0.00          | \$3,242.82        | 0.0972        | 49.68%          |
| Natural Gas  | 3,526  | CCF   | \$1,972.19        | \$0.00          | \$1,972.19        | 0.5593        | 30.22%          |
| Water  | 220    | CCF   | \$1,020.28        | \$0.00          | \$1,020.28        | 4.6376        | 15.63%          |
| Sewer  | 86     | CCF   | \$291.84          | \$0.00          | \$291.84          | 3.3935        | 4.47%           |
| <b>Total Cost:</b>                                       |        |       | <b>\$6,527.13</b> | <b>\$0.00</b>   | <b>\$6,527.13</b> |               |                 |



*Filters: Cost Center Name Not Equal To DoNotReport; Billing Period Equal To 201302All Meter CodesAll Group Names*

**elpaso**

Energy CAP

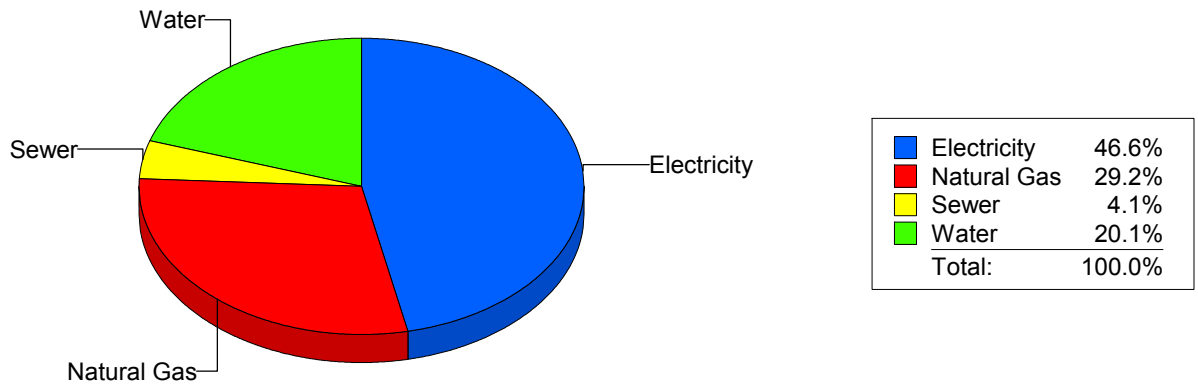
Cost Avoidance Program

**Cost Summary Graph**

Grouped by Energy Type

| Energy Type  | Use    | Units | Meter Cost         | Special Charges | Total Cost         | Avg Unit Cost | % of Total Cost |
|--|--------|-------|--------------------|-----------------|--------------------|---------------|-----------------|
| <b>Site: COLLINS ELEMENTARY - COLLINS ELEMENTARY</b> |        |       |                    |                 |                    |               |                 |
| Electricity  | 51,608 | KWH   | \$5,028.94         | \$0.00          | \$5,028.94         | 0.0974        | 46.64%          |
| Natural Gas  | 5,866  | CCF   | \$3,150.01         | \$0.00          | \$3,150.01         | 0.5370        | 29.22%          |
| Water  | 560    | CCF   | \$2,162.71         | \$0.00          | \$2,162.71         | 3.8620        | 20.06%          |
| Sewer  | 228    | CCF   | \$440.42           | \$0.00          | \$440.42           | 1.9317        | 4.08%           |
| <b>Total Cost:</b>                                   |        |       | <b>\$10,782.08</b> | <b>\$0.00</b>   | <b>\$10,782.08</b> |               |                 |

For COLLINS ELEMENTARY



*Filters: Cost Center Name Not Equal To DoNotReport; Billing Period Equal To 201302All Meter CodesAll Group Names*

**elpaso**

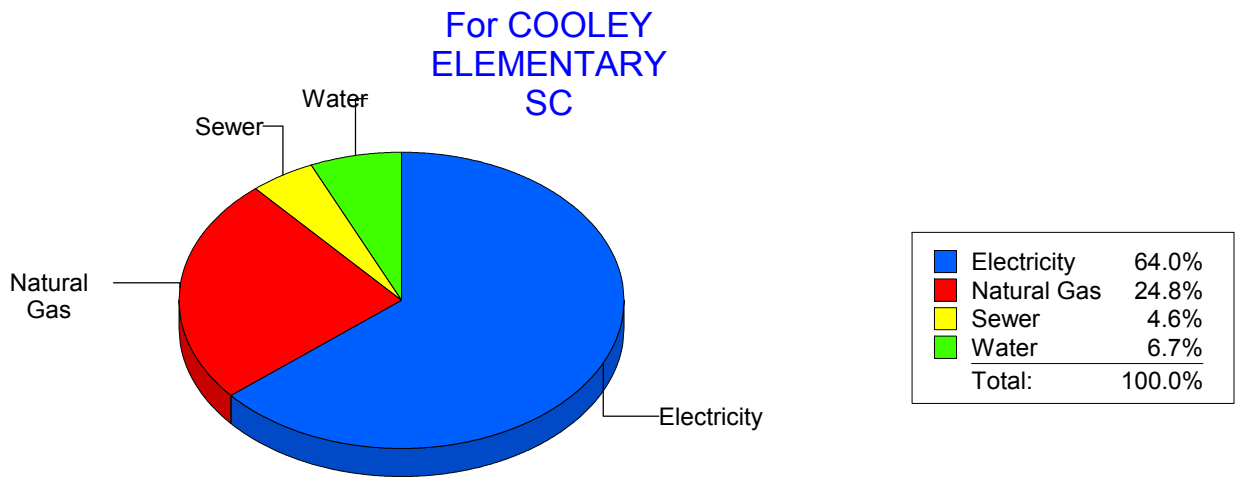
Energy CAP

Cost Avoidance Program

**Cost Summary Graph**

Grouped by Energy Type

| Energy Type  | Use    | Units | Meter Cost         | Special Charges | Total Cost         | Avg Unit Cost | % of Total Cost |
|--|--------|-------|--------------------|-----------------|--------------------|---------------|-----------------|
| <b>Site: COOLEY ELEMENTARY SC - COOLEY ELEMENTARY SC</b> |        |       |                    |                 |                    |               |                 |
| Electricity  | 91,600 | KWH   | \$8,085.26         | \$0.00          | \$8,085.26         | 0.0883        | 63.98%          |
| Natural Gas  | 5,826  | CCF   | \$3,127.90         | \$0.00          | \$3,127.90         | 0.5369        | 24.75%          |
| Water  | 253    | CCF   | \$843.08           | \$0.00          | \$843.08           | 3.3323        | 6.67%           |
| Sewer  | 150    | CCF   | \$581.53           | \$0.00          | \$581.53           | 3.8769        | 4.60%           |
| <b>Total Cost:</b>                                       |        |       | <b>\$12,637.77</b> | <b>\$0.00</b>   | <b>\$12,637.77</b> |               |                 |



*Filters: Cost Center Name Not Equal To DoNotReport; Billing Period Equal To 201302All Meter CodesAll Group Names*

**elpaso**

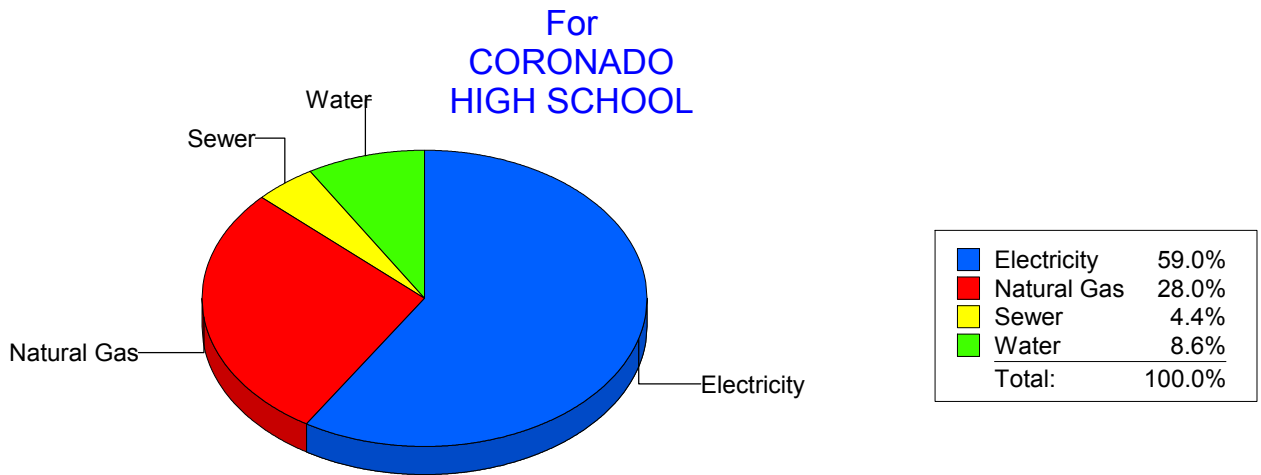
Energy CAP

Cost Avoidance Program

**Cost Summary Graph**

Grouped by Energy Type

| Energy Type  | Use     | Units | Meter Cost         | Special Charges | Total Cost         | Avg Unit Cost | % of Total Cost |
|--|---------|-------|--------------------|-----------------|--------------------|---------------|-----------------|
| <b>Site: CORONADO HIGH SCHOOL - CORONADO HIGH SCHOOL</b> |         |       |                    |                 |                    |               |                 |
| Electricity  | 219,526 | KWH   | \$19,883.62        | \$0.00          | \$19,883.62        | 0.0906        | 58.96%          |
| Natural Gas  | 18,005  | CCF   | \$9,441.48         | \$0.00          | \$9,441.48         | 0.5244        | 28.00%          |
| Water  | 1,799   | CCF   | \$2,902.05         | \$0.00          | \$2,902.05         | 1.6131        | 8.61%           |
| Sewer  | 909     | CCF   | \$1,494.03         | \$0.00          | \$1,494.03         | 1.6436        | 4.43%           |
| <b>Total Cost:</b>                                       |         |       | <b>\$33,721.18</b> | <b>\$0.00</b>   | <b>\$33,721.18</b> |               |                 |



*Filters: Cost Center Name Not Equal To DoNotReport; Billing Period Equal To 201302All Meter CodesAll Group Names*

**elpaso**

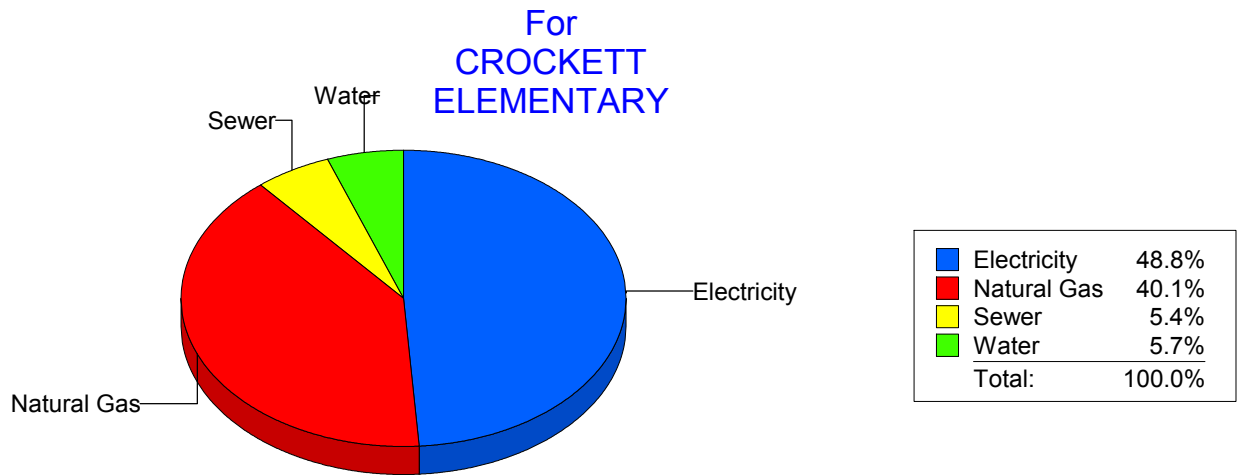
Energy CAP

Cost Avoidance Program

**Cost Summary Graph**

Grouped by Energy Type

| Energy Type                                 | Use    | Units | Meter Cost        | Special Charges | Total Cost        | Avg Unit Cost | % of Total Cost |
|---|--------|-------|-------------------|-----------------|-------------------|---------------|-----------------|
| <b>Site: CROCKETT - CROCKETT ELEMENTARY</b> |        |       |                   |                 |                   |               |                 |
| Electricity                                 | 27,000 | KWH   | \$2,680.63        | \$0.00          | \$2,680.63        | 0.0993        | 48.85%          |
| Natural Gas                                 | 4,125  | CCF   | \$2,200.24        | \$0.00          | \$2,200.24        | 0.5334        | 40.09%          |
| Water                                       | 93     | CCF   | \$311.17          | \$0.00          | \$311.17          | 3.3459        | 5.67%           |
| Sewer                                       | 128    | CCF   | \$295.90          | \$0.00          | \$295.90          | 2.3117        | 5.39%           |
| <b>Total Cost:</b>                          |        |       | <b>\$5,487.94</b> | <b>\$0.00</b>   | <b>\$5,487.94</b> |               |                 |



*Filters: Cost Center Name Not Equal To DoNotReport; Billing Period Equal To 201302All Meter CodesAll Group Names*

**elpaso**

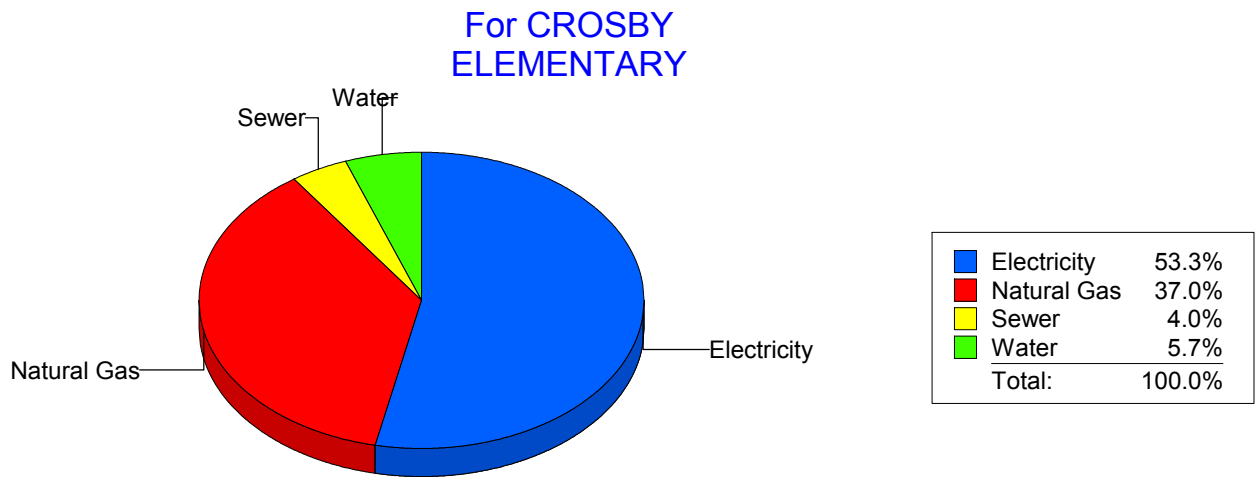
Energy CAP

Cost Avoidance Program

**Cost Summary Graph**

Grouped by Energy Type

| Energy Type  | Use    | Units | Meter Cost        | Special Charges | Total Cost        | Avg Unit Cost | % of Total Cost |
|--|--------|-------|-------------------|-----------------|-------------------|---------------|-----------------|
| <b>Site: CROSBY ELEMENTARY - CROSBY ELEMENTARY</b> |        |       |                   |                 |                   |               |                 |
| Electricity  | 33,204 | KWH   | \$3,242.69        | \$0.00          | \$3,242.69        | 0.0977        | 53.25%          |
| Natural Gas  | 4,146  | CCF   | \$2,255.27        | \$0.00          | \$2,255.27        | 0.5440        | 37.04%          |
| Water  | 141    | CCF   | \$345.14          | \$0.00          | \$345.14          | 2.4478        | 5.67%           |
| Sewer  | 90     | CCF   | \$246.12          | \$0.00          | \$246.12          | 2.7347        | 4.04%           |
| <b>Total Cost:</b>                                 |        |       | <b>\$6,089.22</b> | <b>\$0.00</b>   | <b>\$6,089.22</b> |               |                 |



*Filters: Cost Center Name Not Equal To DoNotReport; Billing Period Equal To 201302All Meter CodesAll Group Names*

**elpaso**

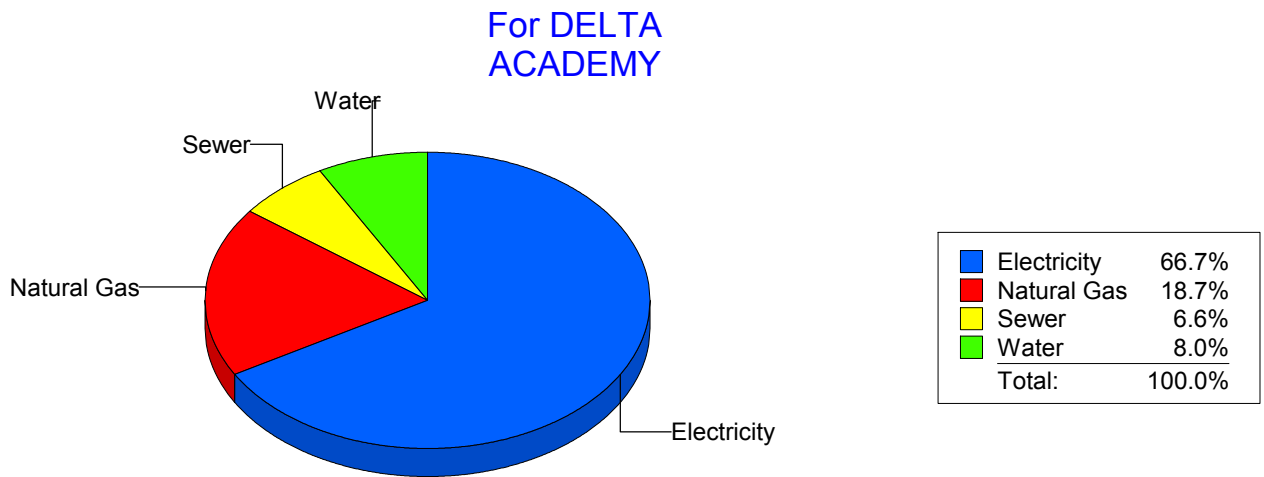
Energy CAP

Cost Avoidance Program

**Cost Summary Graph**

Grouped by Energy Type

| Energy Type                                | Use   | Units | Meter Cost      | Special Charges | Total Cost      | Avg Unit Cost | % of Total Cost |
|--|-------|-------|-----------------|-----------------|-----------------|---------------|-----------------|
| <b>Site: DELTA ACADEMY - DELTA ACADEMY</b> |       |       |                 |                 |                 |               |                 |
| Electricity                                | 8,103 | KWH   | \$543.36        | \$0.00          | \$543.36        | 0.0671        | 66.73%          |
| Natural Gas                                | 277   | CCF   | \$151.88        | \$0.00          | \$151.88        | 0.5483        | 18.65%          |
| Water                                      | 21    | CCF   | \$65.41         | \$0.00          | \$65.41         | 3.1148        | 8.03%           |
| Sewer                                      | 18    | CCF   | \$53.67         | \$0.00          | \$53.67         | 2.9817        | 6.59%           |
| <b>Total Cost:</b>                         |       |       | <b>\$814.32</b> | <b>\$0.00</b>   | <b>\$814.32</b> |               |                 |



*Filters: Cost Center Name Not Equal To DoNotReport; Billing Period Equal To 201302All Meter CodesAll Group Names*



**elpaso**

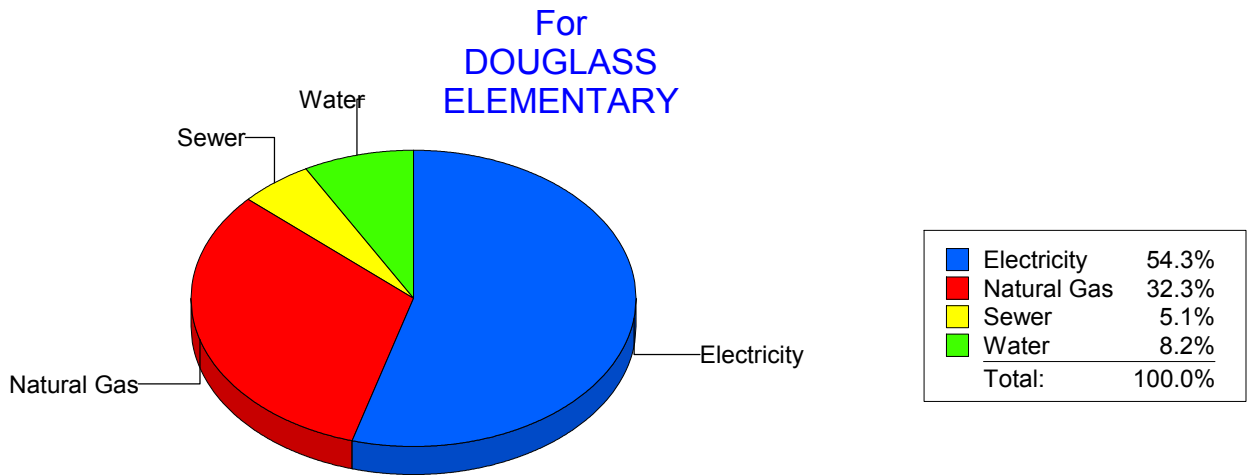
Energy CAP

Cost Avoidance Program

**Cost Summary Graph**

Grouped by Energy Type

| Energy Type  | Use    | Units | Meter Cost        | Special Charges | Total Cost        | Avg Unit Cost | % of Total Cost |
|--|--------|-------|-------------------|-----------------|-------------------|---------------|-----------------|
| <b>Site: DOUGLASS ELEMENTARY - DOUGLASS ELEMENTARY</b> |        |       |                   |                 |                   |               |                 |
| Electricity  | 39,852 | KWH   | \$3,528.30        | \$0.00          | \$3,528.30        | 0.0885        | 54.35%          |
| Natural Gas  | 3,851  | CCF   | \$2,099.06        | \$0.00          | \$2,099.06        | 0.5451        | 32.33%          |
| Water  | 212    | CCF   | \$531.82          | \$0.00          | \$531.82          | 2.5086        | 8.19%           |
| Sewer  | 119    | CCF   | \$332.71          | \$0.00          | \$332.71          | 2.7959        | 5.13%           |
| <b>Total Cost:</b>                                     |        |       | <b>\$6,491.89</b> | <b>\$0.00</b>   | <b>\$6,491.89</b> |               |                 |



*Filters: Cost Center Name Not Equal To DoNotReport; Billing Period Equal To 201302All Meter CodesAll Group Names*

**elpaso**

Energy CAP

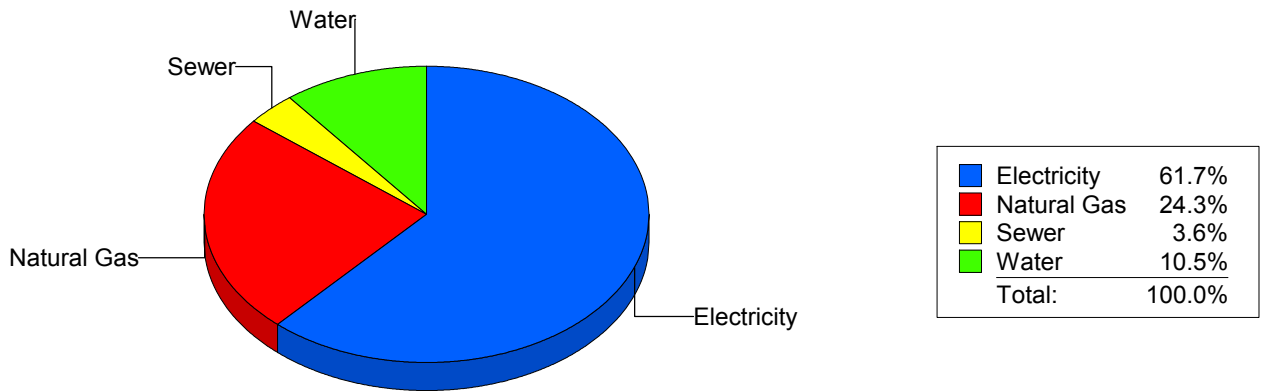
Cost Avoidance Program

**Cost Summary Graph**

Grouped by Energy Type

| Energy Type  | Use    | Units | Meter Cost        | Special Charges | Total Cost        | Avg Unit Cost | % of Total Cost |
|--|--------|-------|-------------------|-----------------|-------------------|---------------|-----------------|
| <b>Site: DOWELL ELEMENTARY - DOWELL ELEMENTARY</b> |        |       |                   |                 |                   |               |                 |
| Electricity  | 23,804 | KWH   | \$2,428.82        | \$0.00          | \$2,428.82        | 0.1020        | 61.68%          |
| Natural Gas  | 1,739  | CCF   | \$955.83          | \$0.00          | \$955.83          | 0.5496        | 24.27%          |
| Water  | 178    | CCF   | \$411.95          | \$0.00          | \$411.95          | 2.3143        | 10.46%          |
| Sewer  | 69     | CCF   | \$141.35          | \$0.00          | \$141.35          | 2.0486        | 3.59%           |
| <b>Total Cost:</b>                                 |        |       | <b>\$3,937.95</b> | <b>\$0.00</b>   | <b>\$3,937.95</b> |               |                 |

For DOWELL ELEMENTARY



*Filters: Cost Center Name Not Equal To DoNotReport; Billing Period Equal To 201302All Meter CodesAll Group Names*

**el Paso**

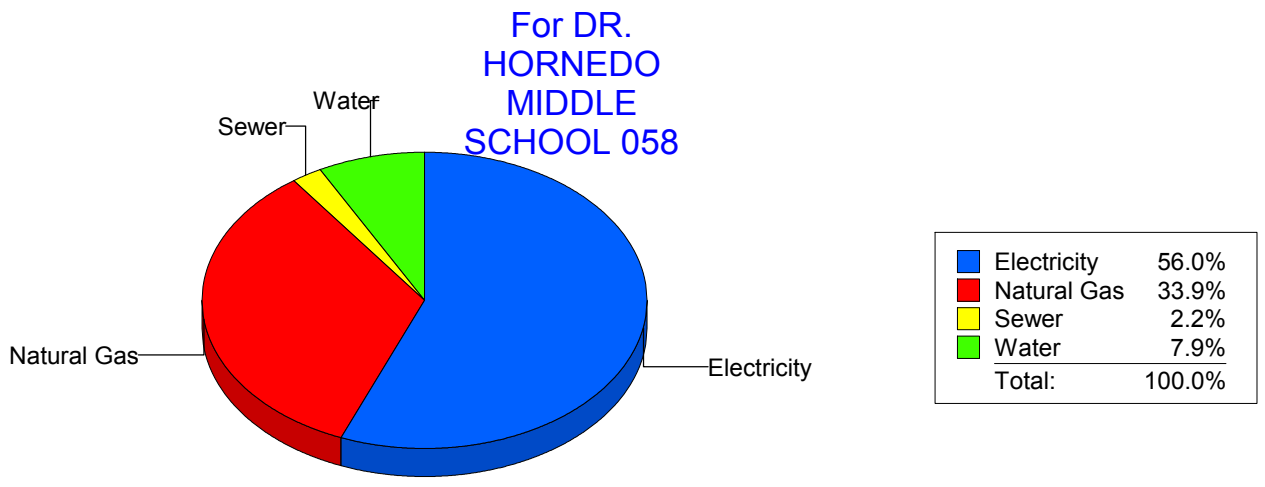
Energy CAP

Cost Avoidance Program

**Cost Summary Graph**

Grouped by Energy Type

| Energy Type  | Use    | Units | Meter Cost         | Special Charges | Total Cost         | Avg Unit Cost | % of Total Cost |
|--|--------|-------|--------------------|-----------------|--------------------|---------------|-----------------|
| <b>Site: DRHORNEDOMIDDLESCHOOL - DR. HORNEDO MIDDLE SCHOOL 058</b> |        |       |                    |                 |                    |               |                 |
| Electricity  | 90,600 | KWH   | \$8,136.26         | \$0.00          | \$8,136.26         | 0.0898        | 55.98%          |
| Natural Gas  | 9,417  | CCF   | \$4,931.87         | \$0.00          | \$4,931.87         | 0.5237        | 33.93%          |
| Water  | 318    | CCF   | \$1,142.90         | \$0.00          | \$1,142.90         | 3.5940        | 7.86%           |
| Sewer  | 81     | CCF   | \$324.42           | \$0.00          | \$324.42           | 4.0052        | 2.23%           |
| <b>Total Cost:</b>   |        |       | <b>\$14,535.45</b> | <b>\$0.00</b>   | <b>\$14,535.45</b> |               |                 |



*Filters: Cost Center Name Not Equal To DoNotReport; Billing Period Equal To 201302All Meter CodesAll Group Names*

**el Paso**

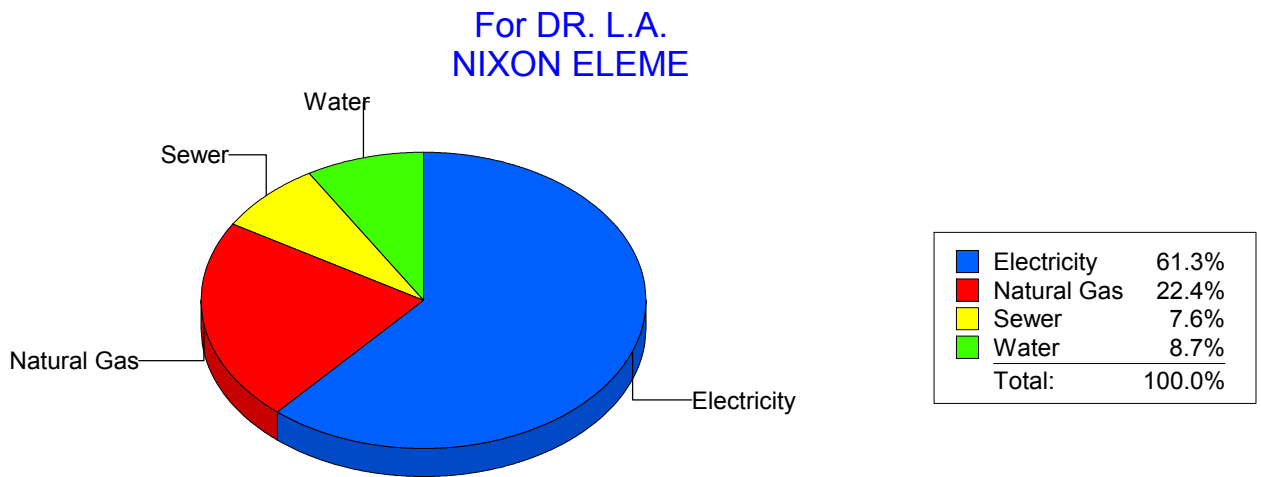
Energy CAP

Cost Avoidance Program

**Cost Summary Graph**

Grouped by Energy Type

| Energy Type                                       | Use    | Units | Meter Cost        | Special Charges | Total Cost        | Avg Unit Cost | % of Total Cost |
|---|--------|-------|-------------------|-----------------|-------------------|---------------|-----------------|
| Site: DR. L.A. NIXON ELEME - DR. L.A. NIXON ELEME |        |       |                   |                 |                   |               |                 |
| Electricity                                       | 51,920 | KWH   | \$4,501.78        | \$0.00          | \$4,501.78        | 0.0867        | 61.29%          |
| Natural Gas                                       | 2,984  | CCF   | \$1,645.76        | \$0.00          | \$1,645.76        | 0.5515        | 22.41%          |
| Water   | 271    | CCF   | \$640.82          | \$0.00          | \$640.82          | 2.3646        | 8.72%           |
| Sewer   | 229    | CCF   | \$556.80          | \$0.00          | \$556.80          | 2.4314        | 7.58%           |
| <b>Total Cost:</b>                                |        |       | <b>\$7,345.16</b> | <b>\$0.00</b>   | <b>\$7,345.16</b> |               |                 |



*Filters: Cost Center Name Not Equal To DoNotReport; Billing Period Equal To 201302All Meter CodesAll Group Names*

**elpaso**

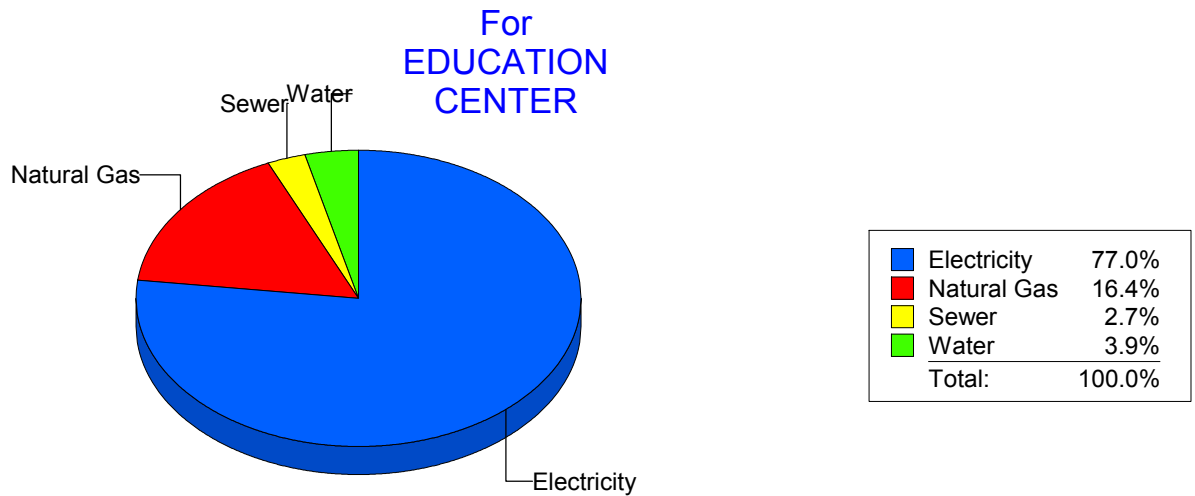
Energy CAP

Cost Avoidance Program

**Cost Summary Graph**

Grouped by Energy Type

| Energy Type                                      | Use     | Units | Meter Cost         | Special Charges | Total Cost         | Avg Unit Cost | % of Total Cost |
|--|---------|-------|--------------------|-----------------|--------------------|---------------|-----------------|
| <b>Site: EDUCATION CENTER - EDUCATION CENTER</b> |         |       |                    |                 |                    |               |                 |
| Electricity                                      | 262,524 | KWH   | \$20,864.33        | \$0.00          | \$20,864.33        | 0.0795        | 77.01%          |
| Natural Gas                                      | 8,481   | CCF   | \$4,448.74         | \$0.00          | \$4,448.74         | 0.5246        | 16.42%          |
| Water  | 457     | CCF   | \$1,058.60         | \$0.00          | \$1,058.60         | 2.3164        | 3.91%           |
| Sewer  | 355     | CCF   | \$721.86           | \$0.00          | \$721.86           | 2.0334        | 2.66%           |
| <b>Total Cost:</b>                               |         |       | <b>\$27,093.53</b> | <b>\$0.00</b>   | <b>\$27,093.53</b> |               |                 |



*Filters: Cost Center Name Not Equal To DoNotReport; Billing Period Equal To 201302All Meter CodesAll Group Names*

**elpaso**

Energy CAP

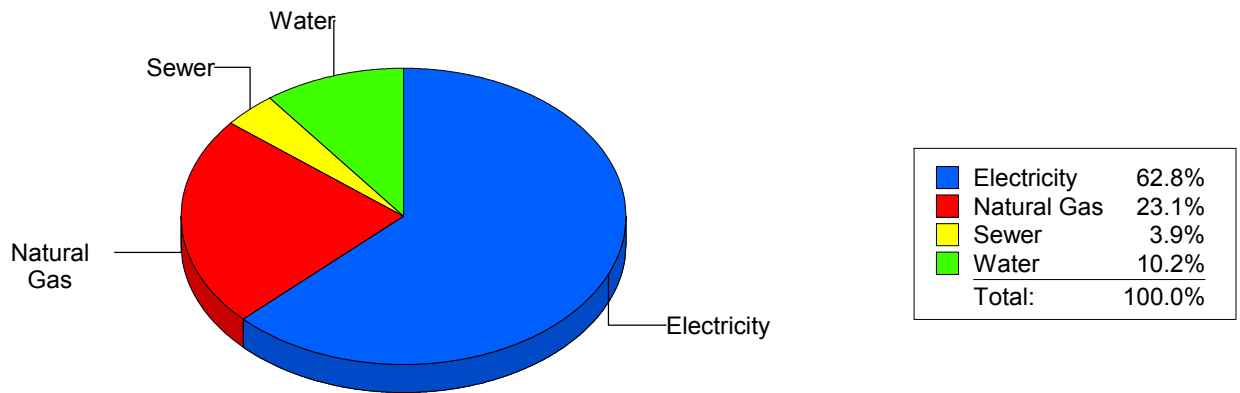
Cost Avoidance Program

**Cost Summary Graph**

Grouped by Energy Type

| Energy Type  | Use     | Units | Meter Cost         | Special Charges | Total Cost         | Avg Unit Cost | % of Total Cost |
|--|---------|-------|--------------------|-----------------|--------------------|---------------|-----------------|
| <b>Site: EL PASO HIGH SCHOOL - EL PASO HIGH SCHOOL</b> |         |       |                    |                 |                    |               |                 |
| Electricity  | 148,195 | KWH   | \$15,237.34        | \$0.00          | \$15,237.34        | 0.1028        | 62.81%          |
| Natural Gas  | 10,279  | CCF   | \$5,611.94         | \$0.00          | \$5,611.94         | 0.5460        | 23.13%          |
| Water  | 854     | CCF   | \$2,469.83         | \$0.00          | \$2,469.83         | 2.8921        | 10.18%          |
| Sewer  | 395     | CCF   | \$941.61           | \$0.00          | \$941.61           | 2.3838        | 3.88%           |
| <b>Total Cost:</b>                                     |         |       | <b>\$24,260.72</b> | <b>\$0.00</b>   | <b>\$24,260.72</b> |               |                 |

For EL PASO HIGH SCHOOL



*Filters: Cost Center Name Not Equal To DoNotReport; Billing Period Equal To 201302All Meter CodesAll Group Names*

**el Paso**

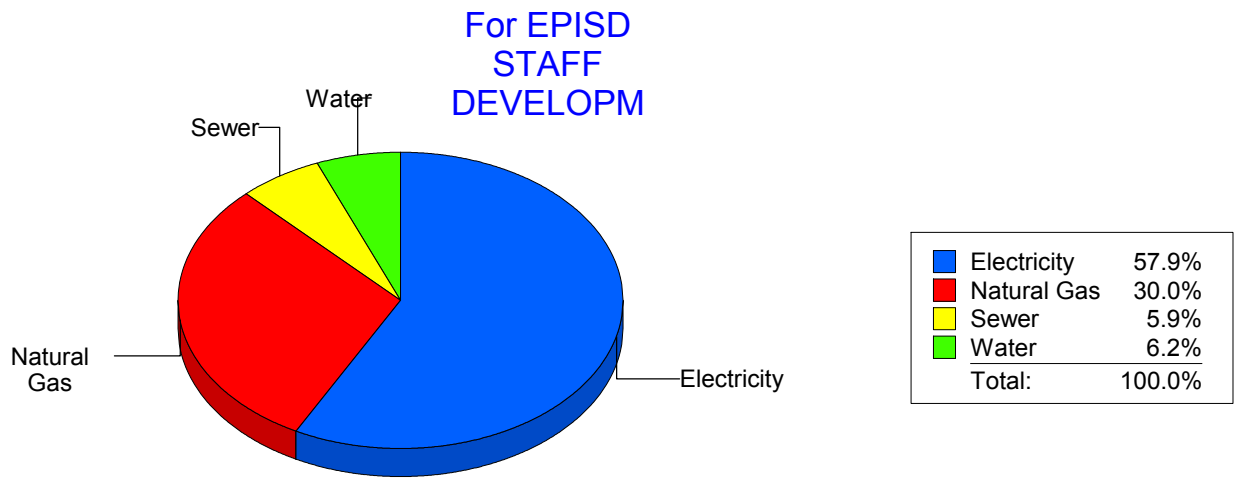
Energy CAP

Cost Avoidance Program

**Cost Summary Graph**

Grouped by Energy Type

| Energy Type  | Use    | Units | Meter Cost        | Special Charges | Total Cost        | Avg Unit Cost | % of Total Cost |
|--|--------|-------|-------------------|-----------------|-------------------|---------------|-----------------|
| <b>Site: EPISD STAFF DEVELOPM - EPISD STAFF DEVELOPM</b> |        |       |                   |                 |                   |               |                 |
| Electricity  | 11,120 | KWH   | \$1,035.14        | \$0.00          | \$1,035.14        | 0.0931        | 57.87%          |
| Natural Gas  | 943    | CCF   | \$536.76          | \$0.00          | \$536.76          | 0.5692        | 30.01%          |
| Water  | 30     | CCF   | \$110.76          | \$0.00          | \$110.76          | 3.6920        | 6.19%           |
| Sewer  | 42     | CCF   | \$105.98          | \$0.00          | \$105.98          | 2.5233        | 5.93%           |
| <b>Total Cost:</b>                                       |        |       | <b>\$1,788.64</b> | <b>\$0.00</b>   | <b>\$1,788.64</b> |               |                 |



*Filters: Cost Center Name Not Equal To DoNotReport; Billing Period Equal To 201302All Meter CodesAll Group Names*

**elpaso**

Energy CAP

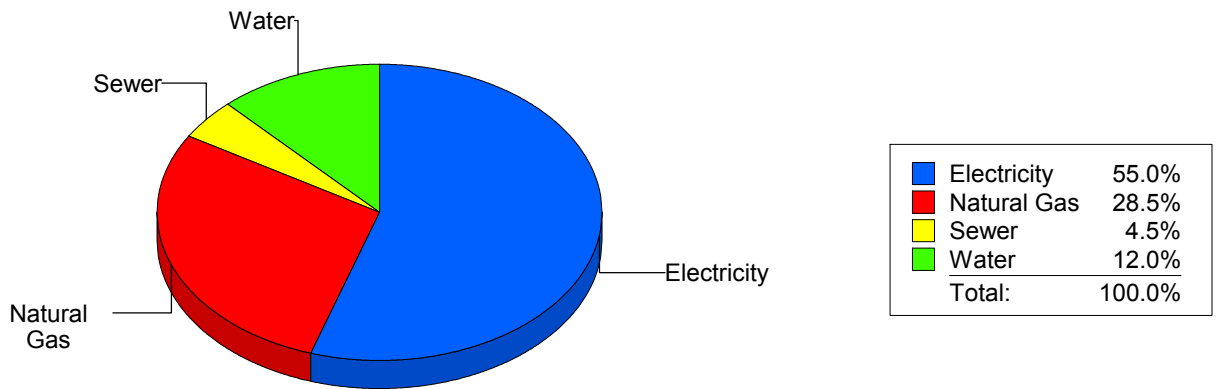
Cost Avoidance Program

**Cost Summary Graph**

Grouped by Energy Type

| Energy Type  | Use    | Units | Meter Cost        | Special Charges | Total Cost        | Avg Unit Cost | % of Total Cost |
|--|--------|-------|-------------------|-----------------|-------------------|---------------|-----------------|
| <b>Site: FANNIN ELEMENTARY - FANNIN ELEMENTARY</b> |        |       |                   |                 |                   |               |                 |
| Electricity  | 37,949 | KWH   | \$4,236.93        | \$0.00          | \$4,236.93        | 0.1116        | 55.02%          |
| Natural Gas  | 3,961  | CCF   | \$2,196.18        | \$0.00          | \$2,196.18        | 0.5545        | 28.52%          |
| Water  | 344    | CCF   | \$920.48          | \$0.00          | \$920.48          | 2.6758        | 11.95%          |
| Sewer  | 108    | CCF   | \$347.33          | \$0.00          | \$347.33          | 3.2160        | 4.51%           |
| <b>Total Cost:</b>                                 |        |       | <b>\$7,700.92</b> | <b>\$0.00</b>   | <b>\$7,700.92</b> |               |                 |

For FANNIN ELEMENTARY



*Filters: Cost Center Name Not Equal To DoNotReport; Billing Period Equal To 201302All Meter CodesAll Group Names*



**elpaso**

Energy CAP

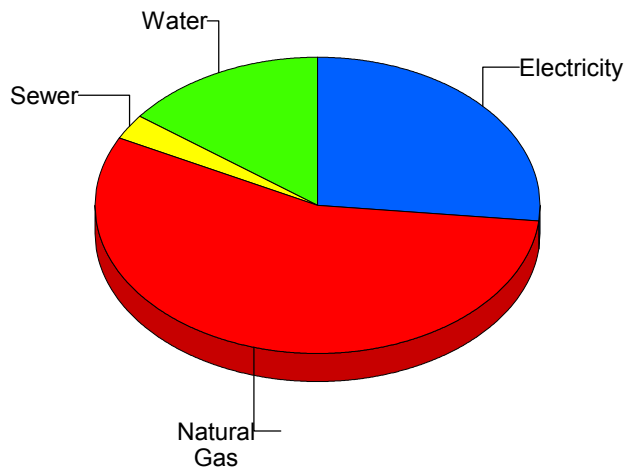
Cost Avoidance Program

**Cost Summary Graph**

Grouped by Energy Type

| Energy Type  | Use    | Units | Meter Cost        | Special Charges | Total Cost        | Avg Unit Cost | % of Total Cost |
|--|--------|-------|-------------------|-----------------|-------------------|---------------|-----------------|
| <b>Site: FINE ARTS/MULTIMEDIA - FINE ARTS/MULTIMEDIA</b> |        |       |                   |                 |                   |               |                 |
| Electricity  | 12,051 | KWH   | \$1,190.06        | \$0.00          | \$1,190.06        | 0.0988        | 26.62%          |
| Natural Gas  | 4,715  | CCF   | \$2,504.78        | \$0.00          | \$2,504.78        | 0.5312        | 56.02%          |
| Water  | 183    | CCF   | \$656.05          | \$0.00          | \$656.05          | 3.5850        | 14.67%          |
| Sewer  | 43     | CCF   | \$120.44          | \$0.00          | \$120.44          | 2.8009        | 2.69%           |
| <b>Total Cost:</b>                                       |        |       | <b>\$4,471.33</b> | <b>\$0.00</b>   | <b>\$4,471.33</b> |               |                 |

For FINE ARTS/MULTIMEDIA



|               |               |
|---------------|---------------|
| Electricity   | 26.6%         |
| Natural Gas   | 56.0%         |
| Sewer         | 2.7%          |
| Water         | 14.7%         |
| <b>Total:</b> | <b>100.0%</b> |

*Filters: Cost Center Name Not Equal To DoNotReport; Billing Period Equal To 201302All Meter CodesAll Group Names*

**el paso**

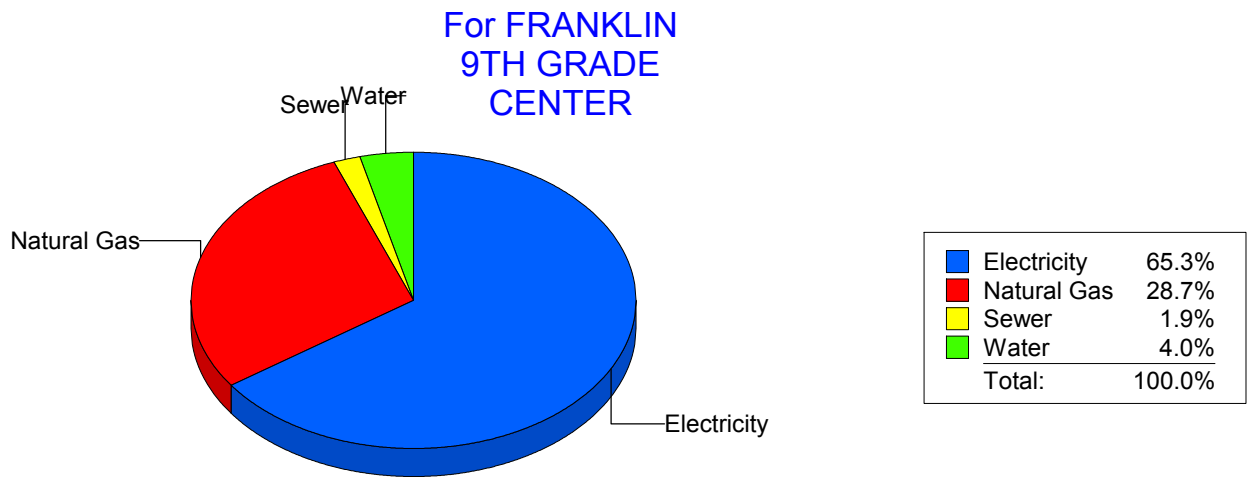
Energy CAP

Cost Avoidance Program

**Cost Summary Graph**

Grouped by Energy Type

| Energy Type   | Use     | Units | Meter Cost         | Special Charges | Total Cost         | Avg Unit Cost | % of Total Cost |
|---|---------|-------|--------------------|-----------------|--------------------|---------------|-----------------|
| <b>Site: FRANKLIN9THGRADECENTER - FRANKLIN 9TH GRADE CENTER</b> |         |       |                    |                 |                    |               |                 |
| Electricity   | 125,000 | KWH   | \$11,256.51        | \$0.00          | \$11,256.51        | 0.0901        | 65.32%          |
| Natural Gas   | 9,453   | CCF   | \$4,950.43         | \$0.00          | \$4,950.43         | 0.5237        | 28.73%          |
| Water   | 408     | CCF   | \$692.55           | \$0.00          | \$692.55           | 1.6974        | 4.02%           |
| Sewer   | 87      | CCF   | \$332.28           | \$0.00          | \$332.28           | 3.8193        | 1.93%           |
| <b>Total Cost:</b>  |         |       | <b>\$17,231.77</b> | <b>\$0.00</b>   | <b>\$17,231.77</b> |               |                 |



*Filters: Cost Center Name Not Equal To DoNotReport; Billing Period Equal To 201302All Meter CodesAll Group Names*

**elpaso**

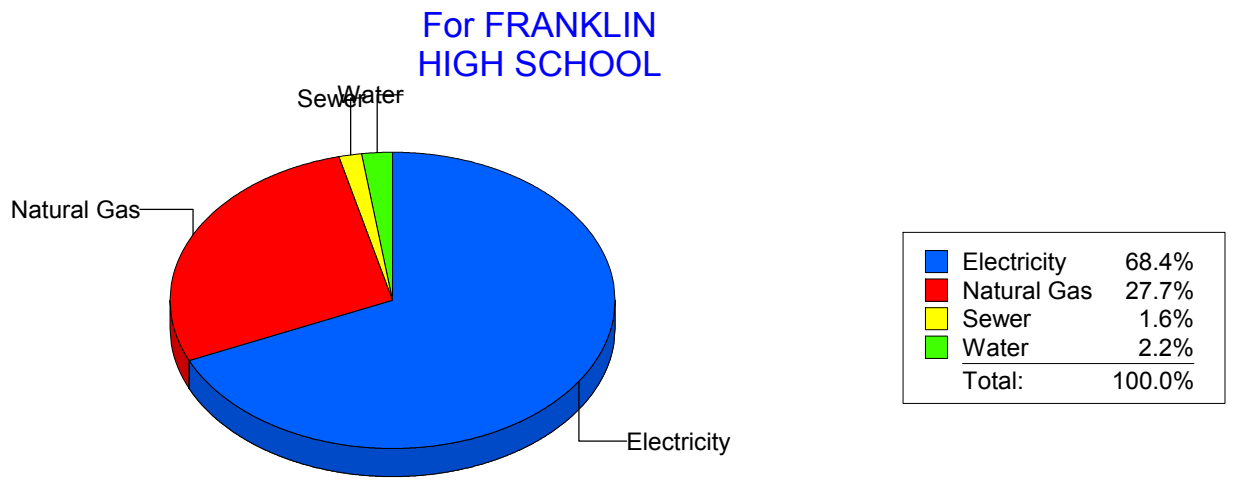
Energy CAP

Cost Avoidance Program

**Cost Summary Graph**

Grouped by Energy Type

| Energy Type  | Use     | Units | Meter Cost         | Special Charges | Total Cost         | Avg Unit Cost | % of Total Cost |
|--|---------|-------|--------------------|-----------------|--------------------|---------------|-----------------|
| <b>Site: FRANKLIN HIGH SCHOOL - FRANKLIN HIGH SCHOOL</b> |         |       |                    |                 |                    |               |                 |
| Electricity  | 330,070 | KWH   | \$26,789.86        | \$0.00          | \$26,789.86        | 0.0812        | 68.43%          |
| Natural Gas  | 20,815  | CCF   | \$10,852.44        | \$0.00          | \$10,852.44        | 0.5214        | 27.72%          |
| Water  | 426     | CCF   | \$871.48           | \$0.00          | \$871.48           | 2.0457        | 2.23%           |
| Sewer  | 319     | CCF   | \$636.20           | \$0.00          | \$636.20           | 1.9944        | 1.63%           |
| <b>Total Cost:</b>                                       |         |       | <b>\$39,149.98</b> | <b>\$0.00</b>   | <b>\$39,149.98</b> |               |                 |



*Filters: Cost Center Name Not Equal To DoNotReport; Billing Period Equal To 201302All Meter CodesAll Group Names*

**elpaso**

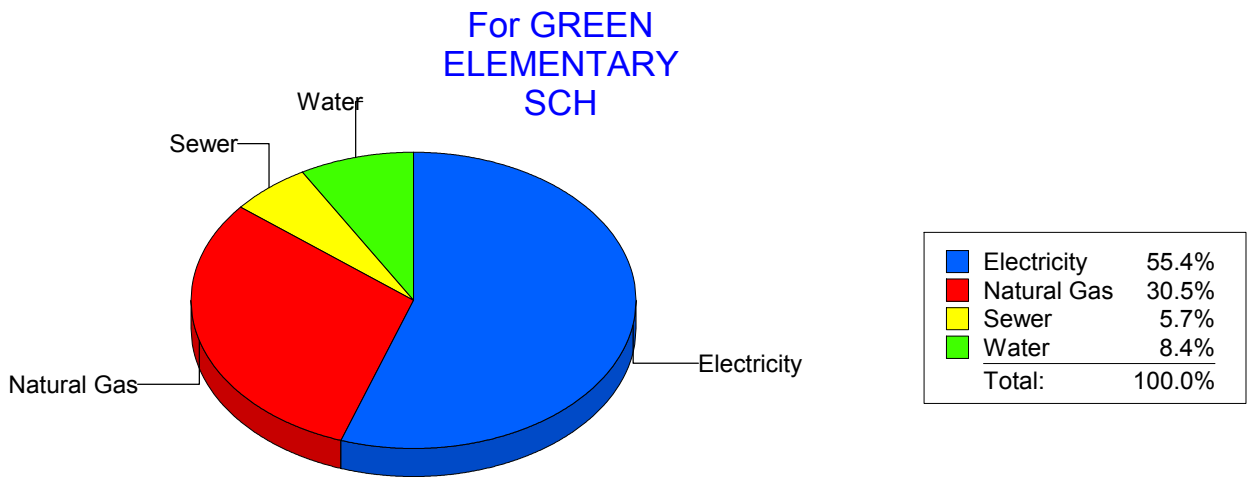
Energy CAP

Cost Avoidance Program

**Cost Summary Graph**

Grouped by Energy Type

| Energy Type  | Use    | Units | Meter Cost        | Special Charges | Total Cost        | Avg Unit Cost | % of Total Cost |
|--|--------|-------|-------------------|-----------------|-------------------|---------------|-----------------|
| <b>Site: GREEN ELEMENTARY SCH - GREEN ELEMENTARY SCH</b> |        |       |                   |                 |                   |               |                 |
| Electricity  | 43,800 | KWH   | \$3,869.53        | \$0.00          | \$3,869.53        | 0.0883        | 55.40%          |
| Natural Gas  | 3,891  | CCF   | \$2,128.17        | \$0.00          | \$2,128.17        | 0.5469        | 30.47%          |
| Water  | 167    | CCF   | \$586.26          | \$0.00          | \$586.26          | 3.5105        | 8.39%           |
| Sewer  | 90     | CCF   | \$400.32          | \$0.00          | \$400.32          | 4.4480        | 5.73%           |
| <b>Total Cost:</b>                                       |        |       | <b>\$6,984.28</b> | <b>\$0.00</b>   | <b>\$6,984.28</b> |               |                 |



*Filters: Cost Center Name Not Equal To DoNotReport; Billing Period Equal To 201302All Meter CodesAll Group Names*

**elpaso**

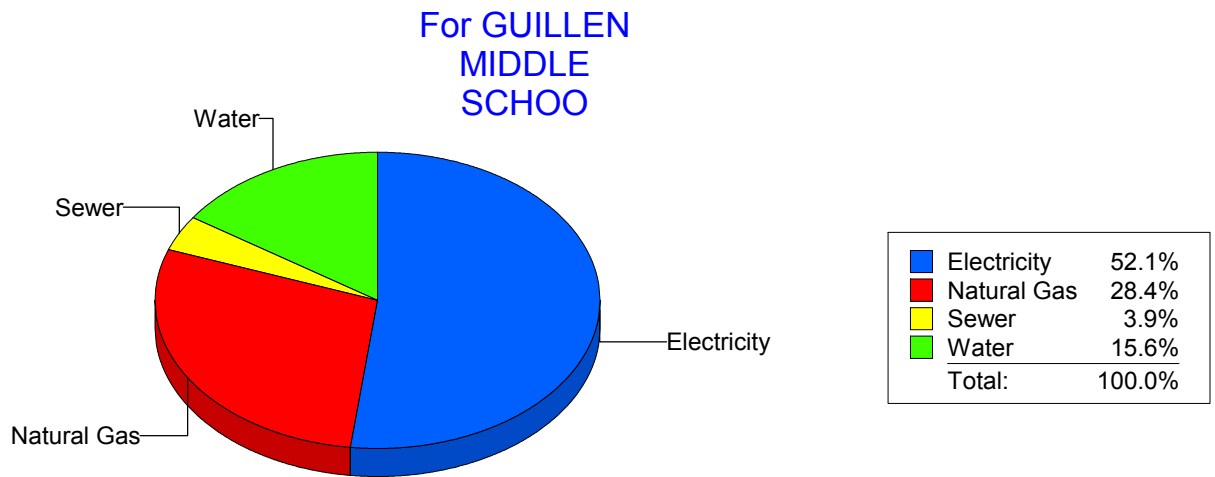
Energy CAP

Cost Avoidance Program

**Cost Summary Graph**

Grouped by Energy Type

| Energy Type  | Use    | Units | Meter Cost         | Special Charges | Total Cost         | Avg Unit Cost | % of Total Cost |
|--|--------|-------|--------------------|-----------------|--------------------|---------------|-----------------|
| <b>Site: GUILLEN MIDDLE SCHOO - GUILLEN MIDDLE SCHOO</b> |        |       |                    |                 |                    |               |                 |
| Electricity  | 80,819 | KWH   | \$7,076.18         | \$0.00          | \$7,076.18         | 0.0876        | 52.08%          |
| Natural Gas  | 4,962  | CCF   | \$3,863.66         | \$0.00          | \$3,863.66         | 0.7786        | 28.43%          |
| Water  | 635    | CCF   | \$2,116.42         | \$0.00          | \$2,116.42         | 3.3329        | 15.58%          |
| Sewer  | 249    | CCF   | \$532.04           | \$0.00          | \$532.04           | 2.1367        | 3.92%           |
| <b>Total Cost:</b>                                       |        |       | <b>\$13,588.30</b> | <b>\$0.00</b>   | <b>\$13,588.30</b> |               |                 |



*Filters: Cost Center Name Not Equal To DoNotReport; Billing Period Equal To 201302All Meter CodesAll Group Names*

**elpaso**

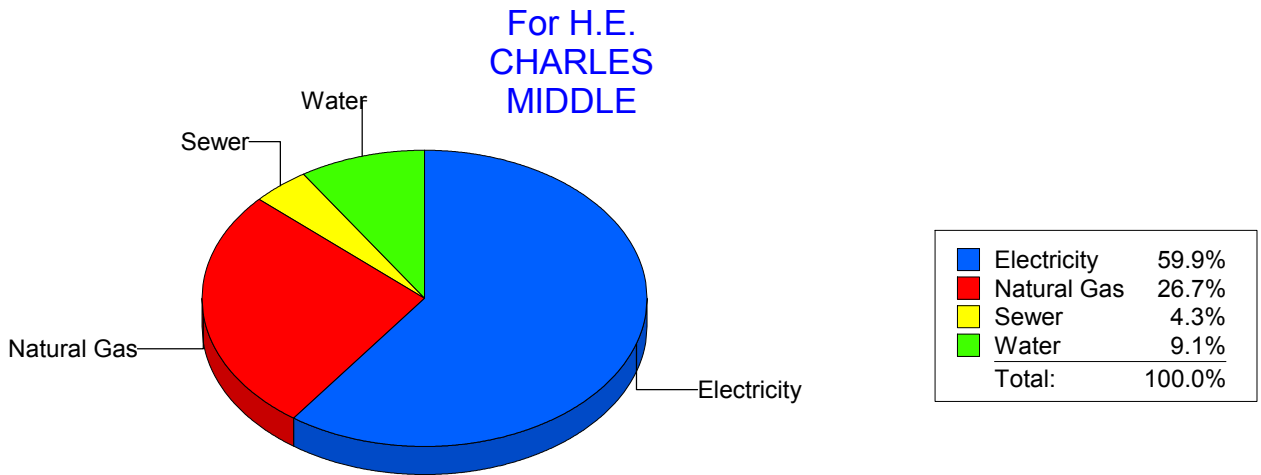
Energy CAP

Cost Avoidance Program

**Cost Summary Graph**

Grouped by Energy Type

| Energy Type  | Use    | Units | Meter Cost         | Special Charges | Total Cost         | Avg Unit Cost | % of Total Cost |
|--|--------|-------|--------------------|-----------------|--------------------|---------------|-----------------|
| <b>Site: H.E. CHARLES MIDDLE - H.E. CHARLES MIDDLE</b> |        |       |                    |                 |                    |               |                 |
| Electricity  | 73,827 | KWH   | \$7,373.23         | \$0.00          | \$7,373.23         | 0.0999        | 59.93%          |
| Natural Gas  | 6,142  | CCF   | \$3,284.22         | \$0.00          | \$3,284.22         | 0.5347        | 26.69%          |
| Water  | 482    | CCF   | \$1,118.84         | \$0.00          | \$1,118.84         | 2.3212        | 9.09%           |
| Sewer  | 236    | CCF   | \$527.47           | \$0.00          | \$527.47           | 2.2350        | 4.29%           |
| <b>Total Cost:</b>                                     |        |       | <b>\$12,303.76</b> | <b>\$0.00</b>   | <b>\$12,303.76</b> |               |                 |



*Filters: Cost Center Name Not Equal To DoNotReport; Billing Period Equal To 201302All Meter CodesAll Group Names*

**elpaso**

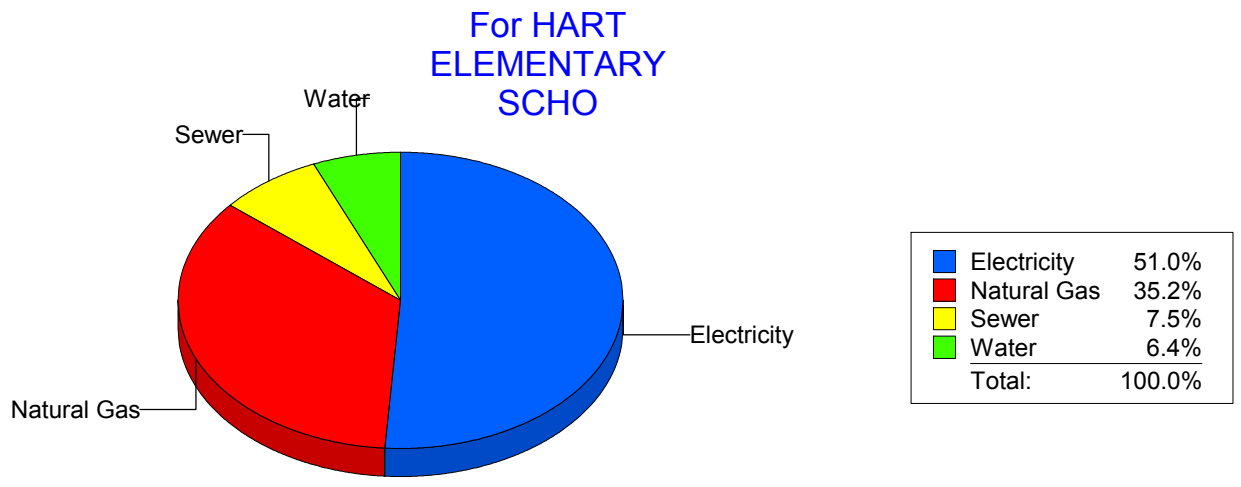
Energy CAP

Cost Avoidance Program

**Cost Summary Graph**

Grouped by Energy Type

| Energy Type  | Use    | Units | Meter Cost        | Special Charges | Total Cost        | Avg Unit Cost | % of Total Cost |
|--|--------|-------|-------------------|-----------------|-------------------|---------------|-----------------|
| <b>Site: HART ELEMENTARY SCHO - HART ELEMENTARY SCHO</b> |        |       |                   |                 |                   |               |                 |
| Electricity  | 22,227 | KWH   | \$2,371.01        | \$0.00          | \$2,371.01        | 0.1067        | 51.00%          |
| Natural Gas  | 3,029  | CCF   | \$1,634.51        | \$0.00          | \$1,634.51        | 0.5396        | 35.16%          |
| Water  | 105    | CCF   | \$296.41          | \$0.00          | \$296.41          | 2.8230        | 6.38%           |
| Sewer  | 149    | CCF   | \$347.34          | \$0.00          | \$347.34          | 2.3311        | 7.47%           |
| <b>Total Cost:</b>                                       |        |       | <b>\$4,649.27</b> | <b>\$0.00</b>   | <b>\$4,649.27</b> |               |                 |



*Filters: Cost Center Name Not Equal To DoNotReport; Billing Period Equal To 201302All Meter CodesAll Group Names*

**el Paso**

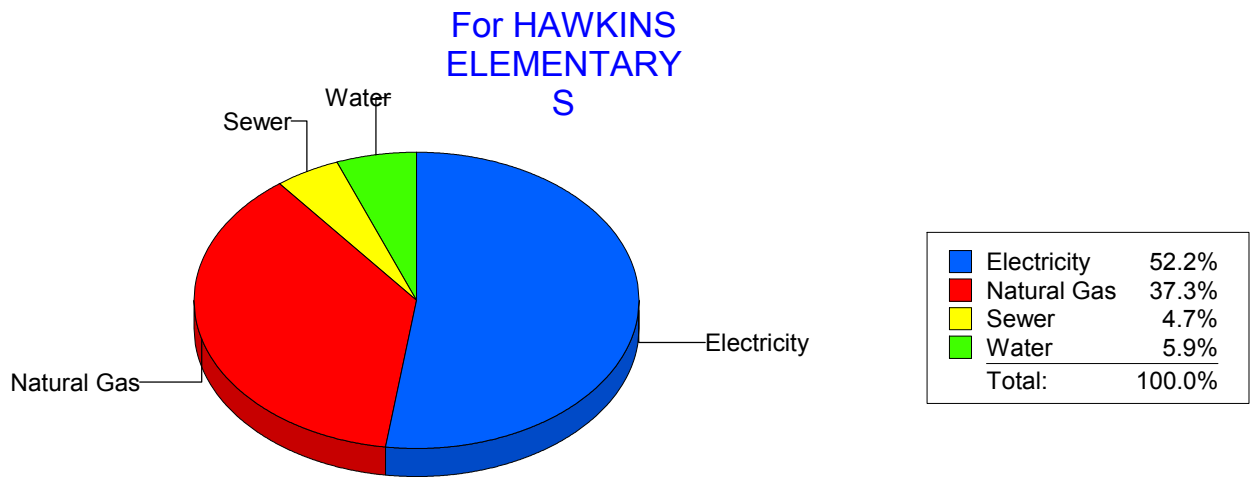
Energy CAP

Cost Avoidance Program

**Cost Summary Graph**

Grouped by Energy Type

| Energy Type  | Use    | Units | Meter Cost        | Special Charges | Total Cost        | Avg Unit Cost | % of Total Cost |
|--|--------|-------|-------------------|-----------------|-------------------|---------------|-----------------|
| <b>Site: HAWKINS ELEMENTARY S - HAWKINS ELEMENTARY S</b> |        |       |                   |                 |                   |               |                 |
| Electricity  | 27,996 | KWH   | \$2,237.45        | \$0.00          | \$2,237.45        | 0.0799        | 52.18%          |
| Natural Gas  | 2,958  | CCF   | \$1,597.43        | \$0.00          | \$1,597.43        | 0.5400        | 37.26%          |
| Water  | 82     | CCF   | \$251.20          | \$0.00          | \$251.20          | 3.0634        | 5.86%           |
| Sewer  | 56     | CCF   | \$201.58          | \$0.00          | \$201.58          | 3.5996        | 4.70%           |
| <b>Total Cost:</b>                                       |        |       | <b>\$4,287.66</b> | <b>\$0.00</b>   | <b>\$4,287.66</b> |               |                 |



*Filters: Cost Center Name Not Equal To DoNotReport; Billing Period Equal To 201302All Meter CodesAll Group Names*



**el paso**

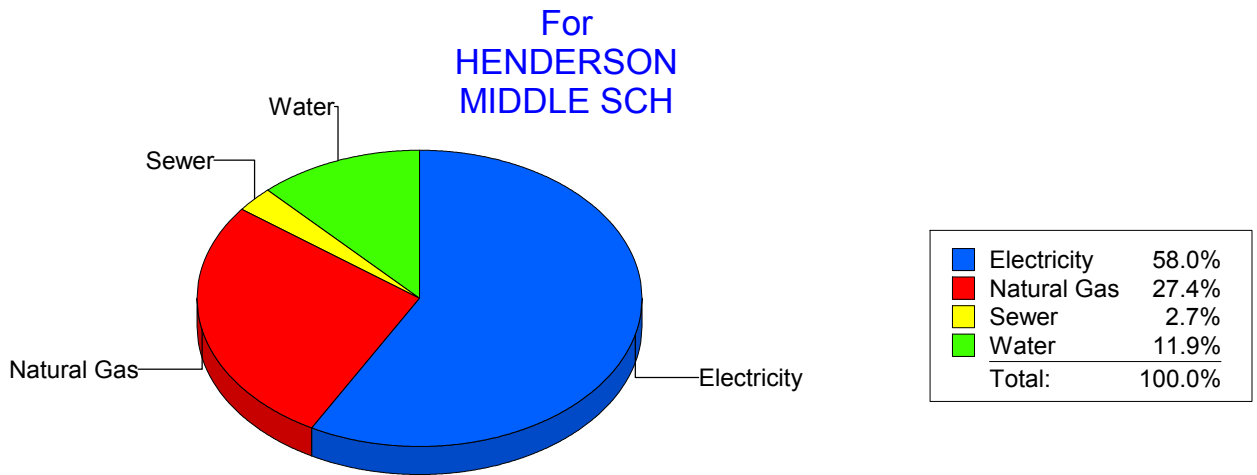
Energy CAP

Cost Avoidance Program

**Cost Summary Graph**

Grouped by Energy Type

| Energy Type  | Use    | Units | Meter Cost        | Special Charges | Total Cost        | Avg Unit Cost | % of Total Cost |
|--|--------|-------|-------------------|-----------------|-------------------|---------------|-----------------|
| <b>Site: HENDERSON MIDDLE SCH - HENDERSON MIDDLE SCH</b> |        |       |                   |                 |                   |               |                 |
| Electricity  | 57,160 | KWH   | \$5,094.68        | \$0.00          | \$5,094.68        | 0.0891        | 57.96%          |
| Natural Gas  | 4,531  | CCF   | \$2,409.81        | \$0.00          | \$2,409.81        | 0.5318        | 27.41%          |
| Water  | 465    | CCF   | \$1,050.46        | \$0.00          | \$1,050.46        | 2.2591        | 11.95%          |
| Sewer  | 131    | CCF   | \$235.72          | \$0.00          | \$235.72          | 1.7994        | 2.68%           |
| <b>Total Cost:</b>                                       |        |       | <b>\$8,790.67</b> | <b>\$0.00</b>   | <b>\$8,790.67</b> |               |                 |



*Filters: Cost Center Name Not Equal To DoNotReport; Billing Period Equal To 201302All Meter CodesAll Group Names*

**el paso**

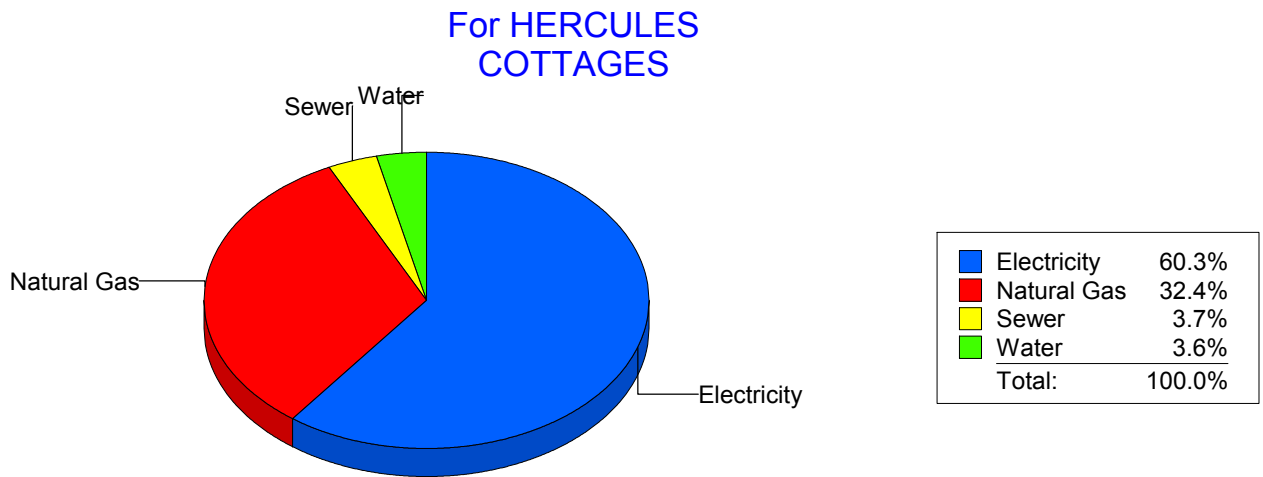
Energy CAP

Cost Avoidance Program

**Cost Summary Graph**

Grouped by Energy Type

| Energy Type  | Use | Units     | Meter Cost        | Special Charges | Total Cost        | Avg Unit Cost | % of Total Cost |
|--|-----|-----------|-------------------|-----------------|-------------------|---------------|-----------------|
| <b>Site: HERCULES COTTAGES - HERCULES COTTAGES</b> |     |           |                   |                 |                   |               |                 |
| Electricity  |     | 5,870 KWH | \$808.94          | \$0.00          | \$808.94          | 0.1378        | 60.31%          |
| Natural Gas  |     | 505 CCF   | \$434.80          | \$0.00          | \$434.80          | 0.8610        | 32.42%          |
| Water  |     | 10 CCF    | \$47.96           | \$0.00          | \$47.96           | 4.7960        | 3.58%           |
| Sewer  |     | 14 CCF    | \$49.57           | \$0.00          | \$49.57           | 3.5407        | 3.70%           |
| <b>Total Cost:</b>                                 |     |           | <b>\$1,341.27</b> | <b>\$0.00</b>   | <b>\$1,341.27</b> |               |                 |



*Filters: Cost Center Name Not Equal To DoNotReport; Billing Period Equal To 201302All Meter CodesAll Group Names*

**elpaso**

Energy CAP

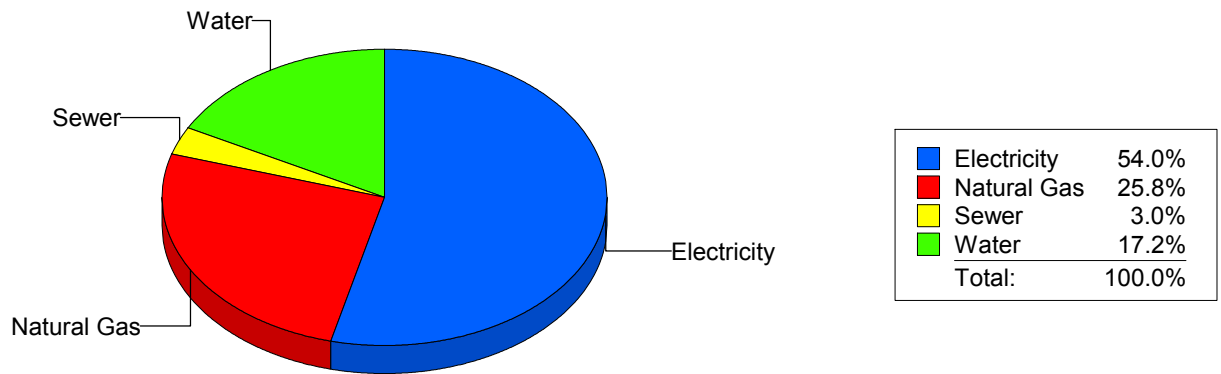
Cost Avoidance Program

**Cost Summary Graph**

Grouped by Energy Type

| Energy Type                               | Use    | Units | Meter Cost         | Special Charges | Total Cost         | Avg Unit Cost | % of Total Cost |
|---|--------|-------|--------------------|-----------------|--------------------|---------------|-----------------|
| <b>Site: HERRERA - HERRERA ELEMENTARY</b> |        |       |                    |                 |                    |               |                 |
| Electricity                               | 57,600 | KWH   | \$5,426.42         | \$0.00          | \$5,426.42         | 0.0942        | 53.97%          |
| Natural Gas                               | 4,896  | CCF   | \$2,598.22         | \$0.00          | \$2,598.22         | 0.5307        | 25.84%          |
| Water                                     | 469    | CCF   | \$1,725.67         | \$0.00          | \$1,725.67         | 3.6795        | 17.16%          |
| Sewer                                     | 65     | CCF   | \$303.46           | \$0.00          | \$303.46           | 4.6686        | 3.02%           |
| <b>Total Cost:</b>                        |        |       | <b>\$10,053.77</b> | <b>\$0.00</b>   | <b>\$10,053.77</b> |               |                 |

For HERRERA ELEMENTARY



*Filters: Cost Center Name Not Equal To DoNotReport; Billing Period Equal To 201302All Meter CodesAll Group Names*

**el paso**

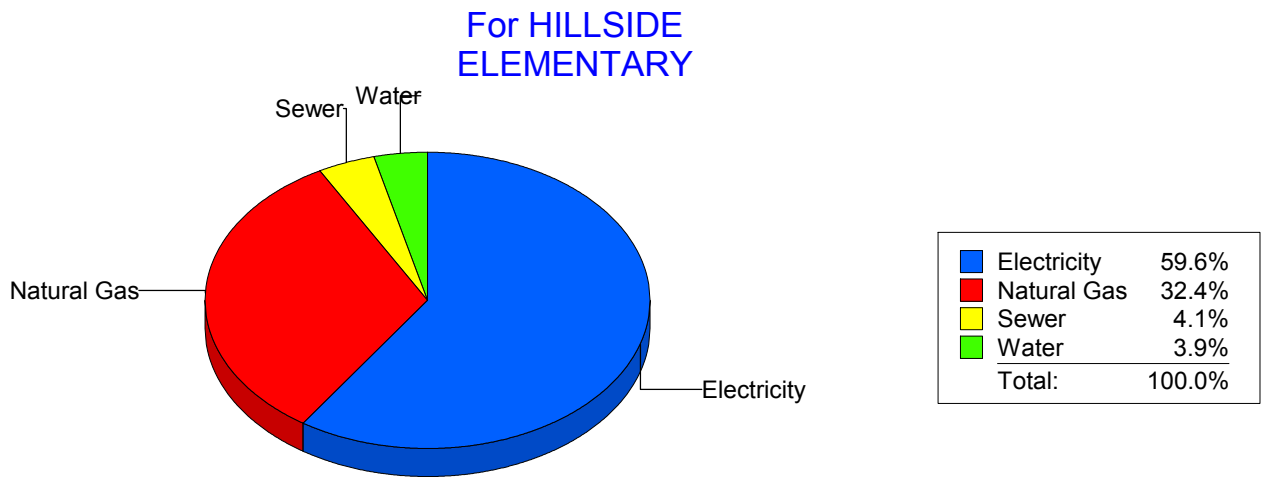
Energy CAP

Cost Avoidance Program

**Cost Summary Graph**

Grouped by Energy Type

| Energy Type  | Use    | Units | Meter Cost        | Special Charges | Total Cost        | Avg Unit Cost | % of Total Cost |
|--|--------|-------|-------------------|-----------------|-------------------|---------------|-----------------|
| <b>Site: HILLSIDE ELEMENTARY - HILLSIDE ELEMENTARY</b> |        |       |                   |                 |                   |               |                 |
| Electricity  | 51,809 | KWH   | \$5,254.92        | \$0.00          | \$5,254.92        | 0.1014        | 59.57%          |
| Natural Gas  | 5,162  | CCF   | \$2,860.93        | \$0.00          | \$2,860.93        | 0.5542        | 32.43%          |
| Water  | 103    | CCF   | \$346.92          | \$0.00          | \$346.92          | 3.3682        | 3.93%           |
| Sewer  | 117    | CCF   | \$359.12          | \$0.00          | \$359.12          | 3.0694        | 4.07%           |
| <b>Total Cost:</b>                                     |        |       | <b>\$8,821.89</b> | <b>\$0.00</b>   | <b>\$8,821.89</b> |               |                 |



*Filters: Cost Center Name Not Equal To DoNotReport; Billing Period Equal To 201302All Meter CodesAll Group Names*

**elpaso**

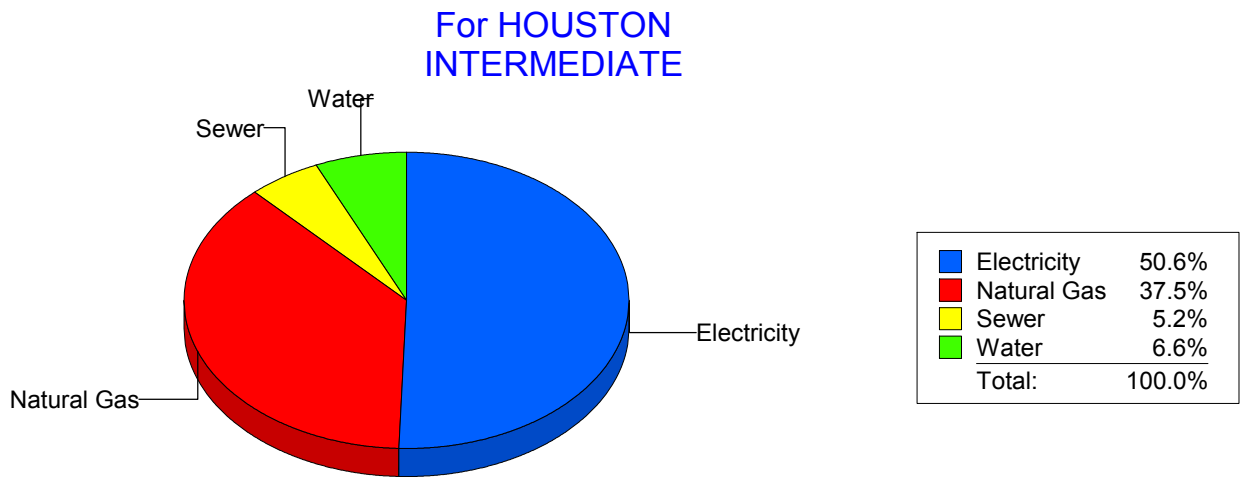
Energy CAP

Cost Avoidance Program

**Cost Summary Graph**

Grouped by Energy Type

| Energy Type  | Use    | Units | Meter Cost        | Special Charges | Total Cost        | Avg Unit Cost | % of Total Cost |
|--|--------|-------|-------------------|-----------------|-------------------|---------------|-----------------|
| <b>Site: HOUSTON INTERMEDIATE - HOUSTON INTERMEDIATE</b> |        |       |                   |                 |                   |               |                 |
| Electricity  | 35,567 | KWH   | \$3,009.87        | \$0.00          | \$3,009.87        | 0.0846        | 50.64%          |
| Natural Gas  | 4,029  | CCF   | \$2,230.95        | \$0.00          | \$2,230.95        | 0.5537        | 37.54%          |
| Water  | 104    | CCF   | \$392.18          | \$0.00          | \$392.18          | 3.7710        | 6.60%           |
| Sewer  | 72     | CCF   | \$310.58          | \$0.00          | \$310.58          | 4.3136        | 5.23%           |
| <b>Total Cost:</b>                                       |        |       | <b>\$5,943.58</b> | <b>\$0.00</b>   | <b>\$5,943.58</b> |               |                 |



*Filters: Cost Center Name Not Equal To DoNotReport; Billing Period Equal To 201302All Meter CodesAll Group Names*

**elpaso**

Energy CAP

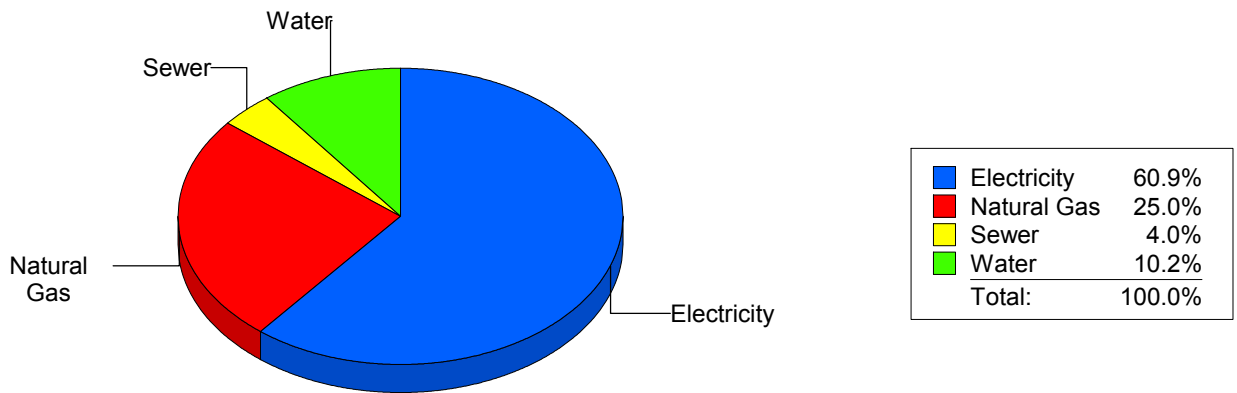
Cost Avoidance Program

**Cost Summary Graph**

Grouped by Energy Type

| Energy Type                 | Use    | Units | Meter Cost        | Special Charges | Total Cost        | Avg Unit Cost | % of Total Cost |
|-----------------------------|--------|-------|-------------------|-----------------|-------------------|---------------|-----------------|
| <b>Site: MOYE - HR MOYE</b> |        |       |                   |                 |                   |               |                 |
| Electricity                 | 54,240 | KWH   | \$5,292.42        | \$0.00          | \$5,292.42        | 0.0976        | 60.86%          |
| Natural Gas                 | 4,072  | CCF   | \$2,172.88        | \$0.00          | \$2,172.88        | 0.5336        | 24.99%          |
| Water                       | 234    | CCF   | \$886.55          | \$0.00          | \$886.55          | 3.7887        | 10.20%          |
| Sewer                       | 96     | CCF   | \$344.07          | \$0.00          | \$344.07          | 3.5841        | 3.96%           |
| <b>Total Cost:</b>          |        |       | <b>\$8,695.92</b> | <b>\$0.00</b>   | <b>\$8,695.92</b> |               |                 |

For HR MOYE



*Filters: Cost Center Name Not Equal To DoNotReport; Billing Period Equal To 201302All Meter CodesAll Group Names*

**el Paso**

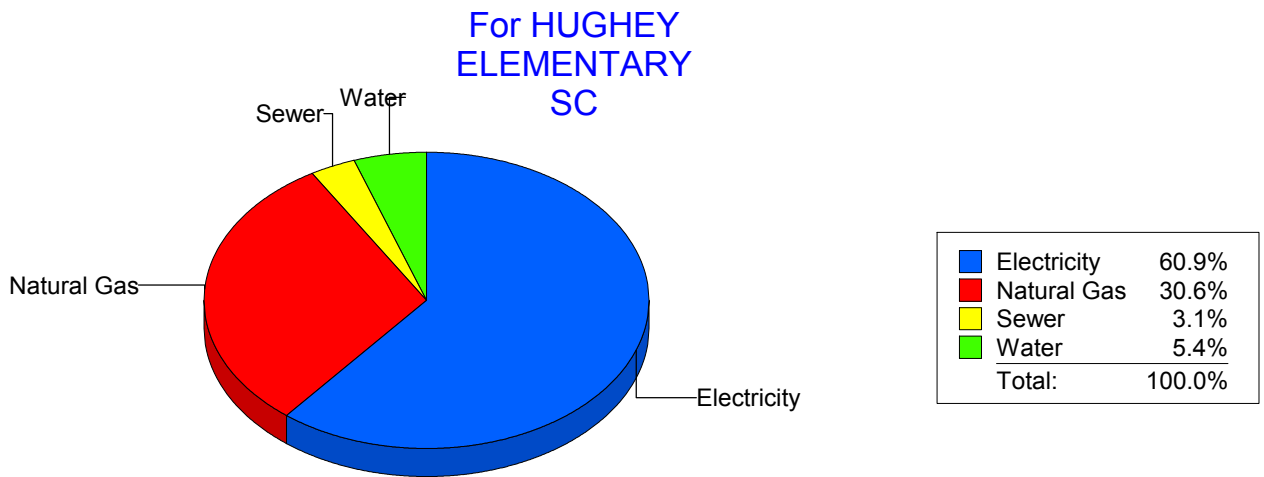
Energy CAP

Cost Avoidance Program

**Cost Summary Graph**

Grouped by Energy Type

| Energy Type  | Use    | Units | Meter Cost        | Special Charges | Total Cost        | Avg Unit Cost | % of Total Cost |
|--|--------|-------|-------------------|-----------------|-------------------|---------------|-----------------|
| <b>Site: HUGHEY ELEMENTARY SC - HUGHEY ELEMENTARY SC</b> |        |       |                   |                 |                   |               |                 |
| Electricity  | 42,125 | KWH   | \$4,253.04        | \$0.00          | \$4,253.04        | 0.1010        | 60.91%          |
| Natural Gas  | 3,916  | CCF   | \$2,134.60        | \$0.00          | \$2,134.60        | 0.5451        | 30.57%          |
| Water  | 64     | CCF   | \$375.80          | \$0.00          | \$375.80          | 5.8719        | 5.38%           |
| Sewer  | 69     | CCF   | \$218.61          | \$0.00          | \$218.61          | 3.1683        | 3.13%           |
| <b>Total Cost:</b>                                       |        |       | <b>\$6,982.05</b> | <b>\$0.00</b>   | <b>\$6,982.05</b> |               |                 |



*Filters: Cost Center Name Not Equal To DoNotReport; Billing Period Equal To 201302All Meter CodesAll Group Names*

**elpaso**

Energy CAP

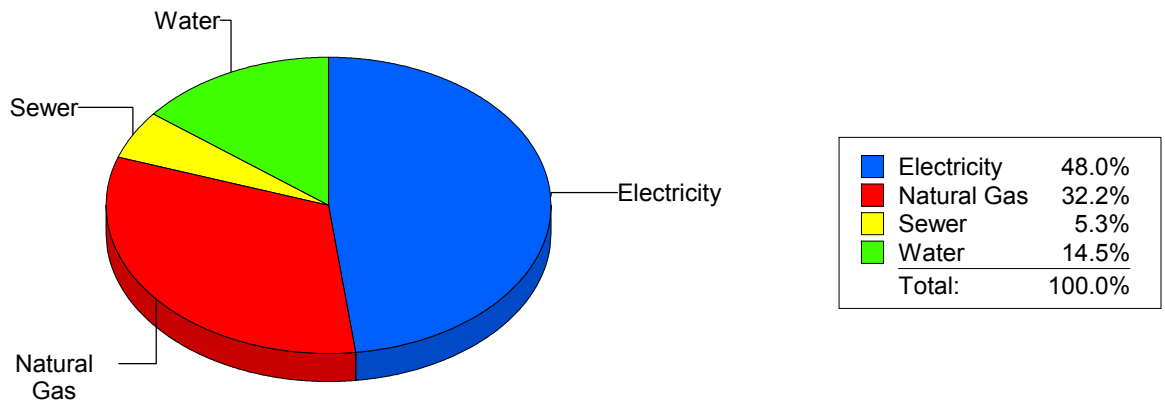
Cost Avoidance Program

**Cost Summary Graph**

Grouped by Energy Type

| Energy Type  | Use     | Units | Meter Cost         | Special Charges | Total Cost         | Avg Unit Cost | % of Total Cost |
|--|---------|-------|--------------------|-----------------|--------------------|---------------|-----------------|
| <b>Site: IRVIN HIGH SCHOOL - IRVIN HIGH SCHOOL</b> |         |       |                    |                 |                    |               |                 |
| Electricity  | 117,197 | KWH   | \$10,305.78        | \$0.00          | \$10,305.78        | 0.0879        | 47.99%          |
| Natural Gas  | 13,194  | CCF   | \$6,923.30         | \$0.00          | \$6,923.30         | 0.5247        | 32.24%          |
| Water  | 793     | CCF   | \$3,106.23         | \$0.00          | \$3,106.23         | 3.9171        | 14.47%          |
| Sewer  | 760     | CCF   | \$1,137.34         | \$0.00          | \$1,137.34         | 1.4965        | 5.30%           |
| <b>Total Cost:</b>                                 |         |       | <b>\$21,472.65</b> | <b>\$0.00</b>   | <b>\$21,472.65</b> |               |                 |

For IRVIN HIGH SCHOOL



*Filters: Cost Center Name Not Equal To DoNotReport; Billing Period Equal To 201302All Meter CodesAll Group Names*



**elpaso**

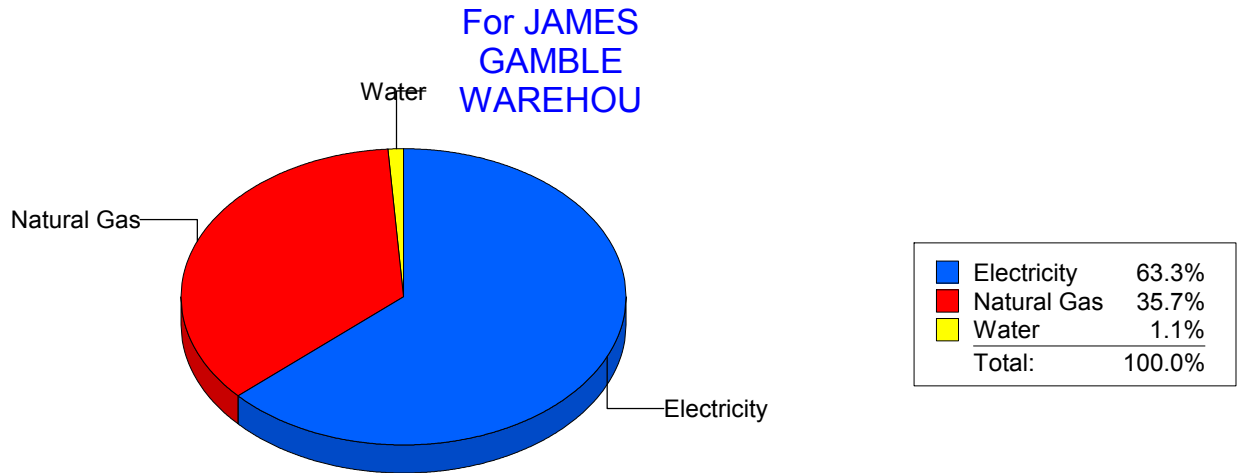
Energy CAP

Cost Avoidance Program

**Cost Summary Graph**

Grouped by Energy Type

| Energy Type  | Use    | Units | Meter Cost        | Special Charges | Total Cost        | Avg Unit Cost | % of Total Cost |
|--|--------|-------|-------------------|-----------------|-------------------|---------------|-----------------|
| <b>Site: JAMES GAMBLE WAREHOU - JAMES GAMBLE WAREHOU</b> |        |       |                   |                 |                   |               |                 |
| Electricity  | 29,500 | KWH   | \$2,334.55        | \$0.00          | \$2,334.55        | 0.0791        | 63.28%          |
| Natural Gas  | 2,422  | CCF   | \$1,315.53        | \$0.00          | \$1,315.53        | 0.5432        | 35.66%          |
| Water  | 1      | CCF   | \$38.94           | \$0.00          | \$38.94           | 38.9400       | 1.06%           |
| <b>Total Cost:</b>                                       |        |       | <b>\$3,689.02</b> | <b>\$0.00</b>   | <b>\$3,689.02</b> |               |                 |



*Filters: Cost Center Name Not Equal To DoNotReport; Billing Period Equal To 201302All Meter CodesAll Group Names*

**elpaso**

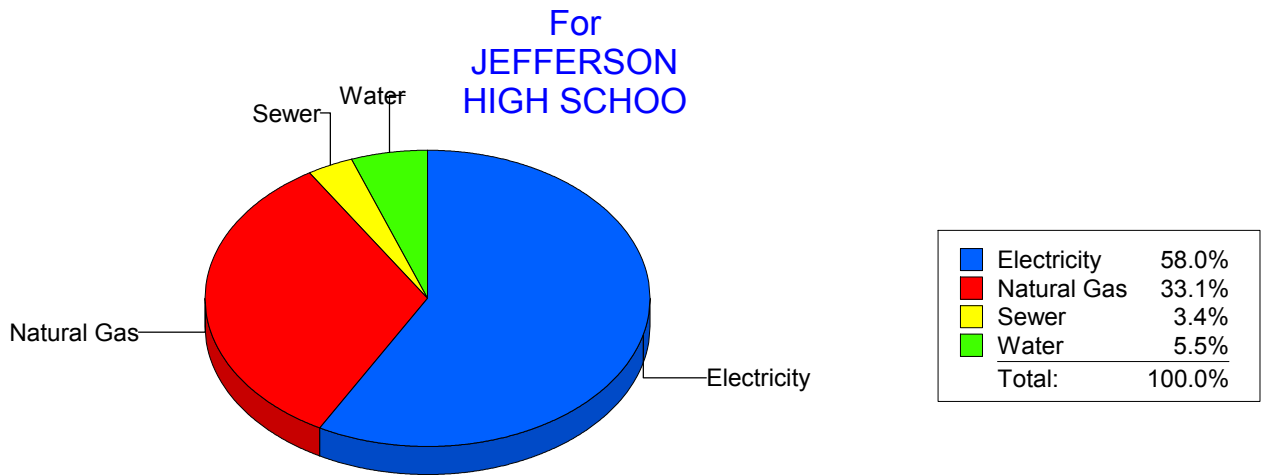
Energy CAP

Cost Avoidance Program

**Cost Summary Graph**

Grouped by Energy Type

| Energy Type  | Use     | Units | Meter Cost         | Special Charges | Total Cost         | Avg Unit Cost | % of Total Cost |
|--|---------|-------|--------------------|-----------------|--------------------|---------------|-----------------|
| <b>Site: JEFFERSON HIGH SCHOO - JEFFERSON HIGH SCHOO</b> |         |       |                    |                 |                    |               |                 |
| Electricity  | 122,286 | KWH   | \$10,802.12        | \$0.00          | \$10,802.12        | 0.0883        | 58.02%          |
| Natural Gas  | 11,120  | CCF   | \$6,157.41         | \$0.00          | \$6,157.41         | 0.5537        | 33.07%          |
| Water  | 409     | CCF   | \$1,022.88         | \$0.00          | \$1,022.88         | 2.5009        | 5.49%           |
| Sewer  | 215     | CCF   | \$636.55           | \$0.00          | \$636.55           | 2.9607        | 3.42%           |
| <b>Total Cost:</b>                                       |         |       | <b>\$18,618.96</b> | <b>\$0.00</b>   | <b>\$18,618.96</b> |               |                 |



*Filters: Cost Center Name Not Equal To DoNotReport; Billing Period Equal To 201302All Meter CodesAll Group Names*

**elpaso**

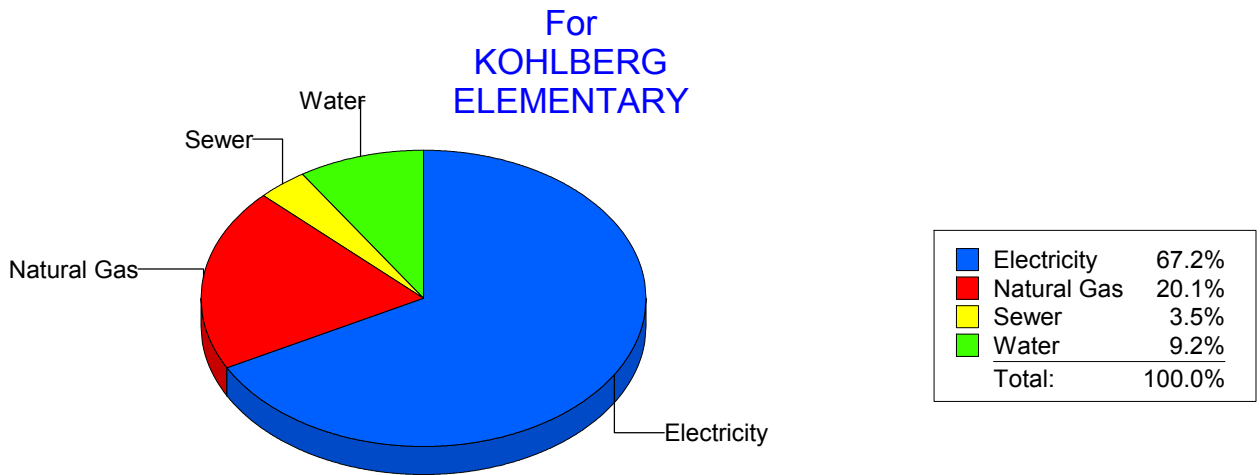
Energy CAP

Cost Avoidance Program

**Cost Summary Graph**

Grouped by Energy Type

| Energy Type  | Use    | Units | Meter Cost         | Special Charges | Total Cost         | Avg Unit Cost | % of Total Cost |
|--|--------|-------|--------------------|-----------------|--------------------|---------------|-----------------|
| <b>Site: KOHLBERG ELEMENTARY - KOHLBERG ELEMENTARY</b> |        |       |                    |                 |                    |               |                 |
| Electricity  | 70,440 | KWH   | \$6,759.77         | \$0.00          | \$6,759.77         | 0.0960        | 67.24%          |
| Natural Gas  | 3,695  | CCF   | \$2,017.88         | \$0.00          | \$2,017.88         | 0.5461        | 20.07%          |
| Water  | 328    | CCF   | \$922.91           | \$0.00          | \$922.91           | 2.8138        | 9.18%           |
| Sewer  | 128    | CCF   | \$352.52           | \$0.00          | \$352.52           | 2.7541        | 3.51%           |
| <b>Total Cost:</b>                                     |        |       | <b>\$10,053.08</b> | <b>\$0.00</b>   | <b>\$10,053.08</b> |               |                 |



*Filters: Cost Center Name Not Equal To DoNotReport; Billing Period Equal To 201302All Meter CodesAll Group Names*

**elpaso**

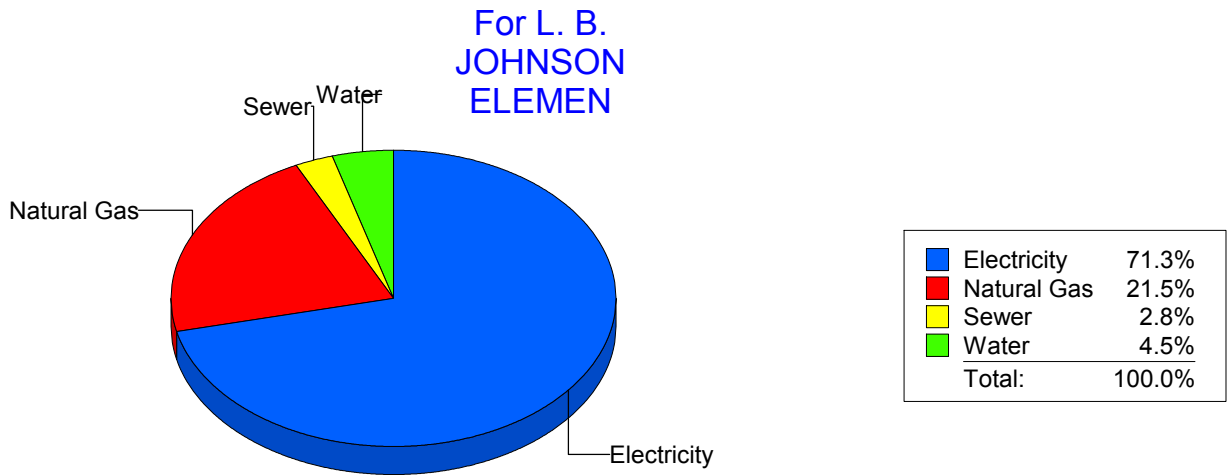
Energy CAP

Cost Avoidance Program

**Cost Summary Graph**

Grouped by Energy Type

| Energy Type  | Use    | Units | Meter Cost        | Special Charges | Total Cost        | Avg Unit Cost | % of Total Cost |
|--|--------|-------|-------------------|-----------------|-------------------|---------------|-----------------|
| <b>Site: L. B. JOHNSON ELEMEN - L. B. JOHNSON ELEMEN</b> |        |       |                   |                 |                   |               |                 |
| Electricity  | 59,650 | KWH   | \$6,335.80        | \$0.00          | \$6,335.80        | 0.1062        | 71.30%          |
| Natural Gas  | 3,479  | CCF   | \$1,906.10        | \$0.00          | \$1,906.10        | 0.5479        | 21.45%          |
| Water  | 175    | CCF   | \$396.43          | \$0.00          | \$396.43          | 2.2653        | 4.46%           |
| Sewer  | 81     | CCF   | \$247.85          | \$0.00          | \$247.85          | 3.0599        | 2.79%           |
| <b>Total Cost:</b>                                       |        |       | <b>\$8,886.18</b> | <b>\$0.00</b>   | <b>\$8,886.18</b> |               |                 |



*Filters: Cost Center Name Not Equal To DoNotReport; Billing Period Equal To 201302All Meter CodesAll Group Names*

**elpaso**

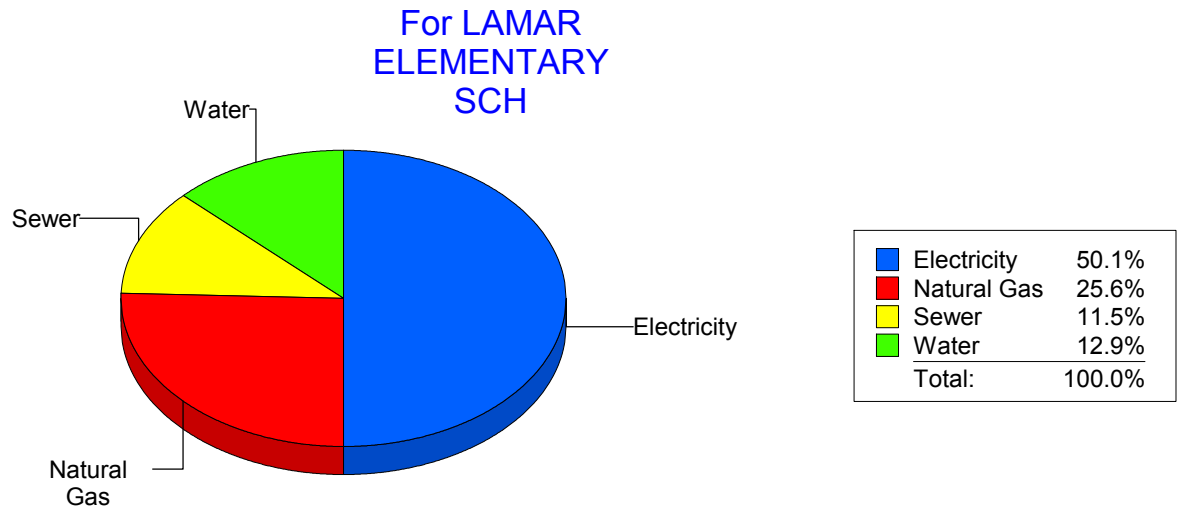
Energy CAP

Cost Avoidance Program

**Cost Summary Graph**

Grouped by Energy Type

| Energy Type  | Use    | Units | Meter Cost        | Special Charges | Total Cost        | Avg Unit Cost | % of Total Cost |
|--|--------|-------|-------------------|-----------------|-------------------|---------------|-----------------|
| <b>Site: LAMAR ELEMENTARY SCH - LAMAR ELEMENTARY SCH</b> |        |       |                   |                 |                   |               |                 |
| Electricity  | 34,800 | KWH   | \$3,179.67        | \$0.00          | \$3,179.67        | 0.0914        | 50.06%          |
| Natural Gas  | 2,869  | CCF   | \$1,623.32        | \$0.00          | \$1,623.32        | 0.5658        | 25.56%          |
| Water  | 334    | CCF   | \$820.05          | \$0.00          | \$820.05          | 2.4552        | 12.91%          |
| Sewer  | 291    | CCF   | \$728.80          | \$0.00          | \$728.80          | 2.5045        | 11.47%          |
| <b>Total Cost:</b>                                       |        |       | <b>\$6,351.84</b> | <b>\$0.00</b>   | <b>\$6,351.84</b> |               |                 |



*Filters: Cost Center Name Not Equal To DoNotReport; Billing Period Equal To 201302All Meter CodesAll Group Names*

**elpaso**

Energy CAP

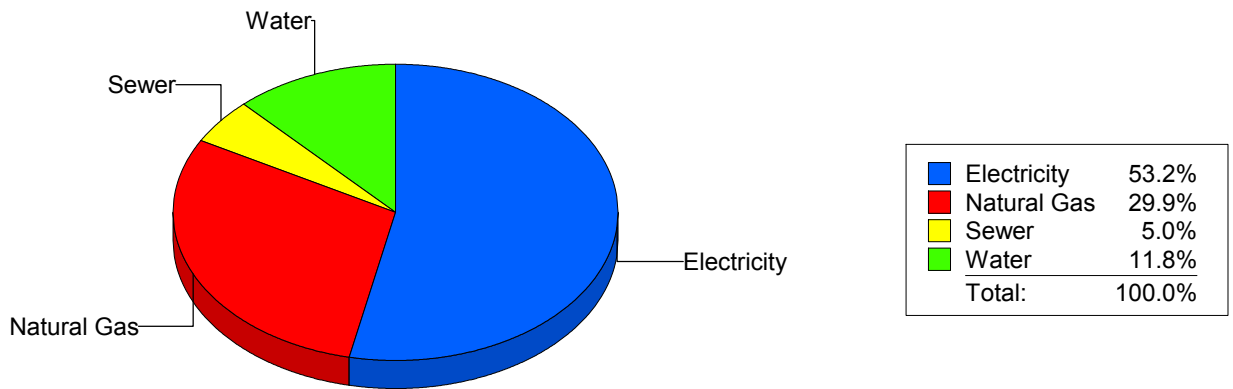
Cost Avoidance Program

**Cost Summary Graph**

Grouped by Energy Type

| Energy Type                                  | Use    | Units | Meter Cost        | Special Charges | Total Cost        | Avg Unit Cost | % of Total Cost |
|--|--------|-------|-------------------|-----------------|-------------------|---------------|-----------------|
| <b>Site: LEE ELEMENTARY - LEE ELEMENTARY</b> |        |       |                   |                 |                   |               |                 |
| Electricity                                  | 38,940 | KWH   | \$4,222.50        | \$0.00          | \$4,222.50        | 0.1084        | 53.24%          |
| Natural Gas                                  | 4,452  | CCF   | \$2,369.04        | \$0.00          | \$2,369.04        | 0.5321        | 29.87%          |
| Water  | 252    | CCF   | \$939.49          | \$0.00          | \$939.49          | 3.7281        | 11.85%          |
| Sewer  | 100    | CCF   | \$400.27          | \$0.00          | \$400.27          | 4.0027        | 5.05%           |
| <b>Total Cost:</b>                           |        |       | <b>\$7,931.30</b> | <b>\$0.00</b>   | <b>\$7,931.30</b> |               |                 |

For LEE ELEMENTARY



*Filters: Cost Center Name Not Equal To DoNotReport; Billing Period Equal To 201302All Meter CodesAll Group Names*

**elpaso**

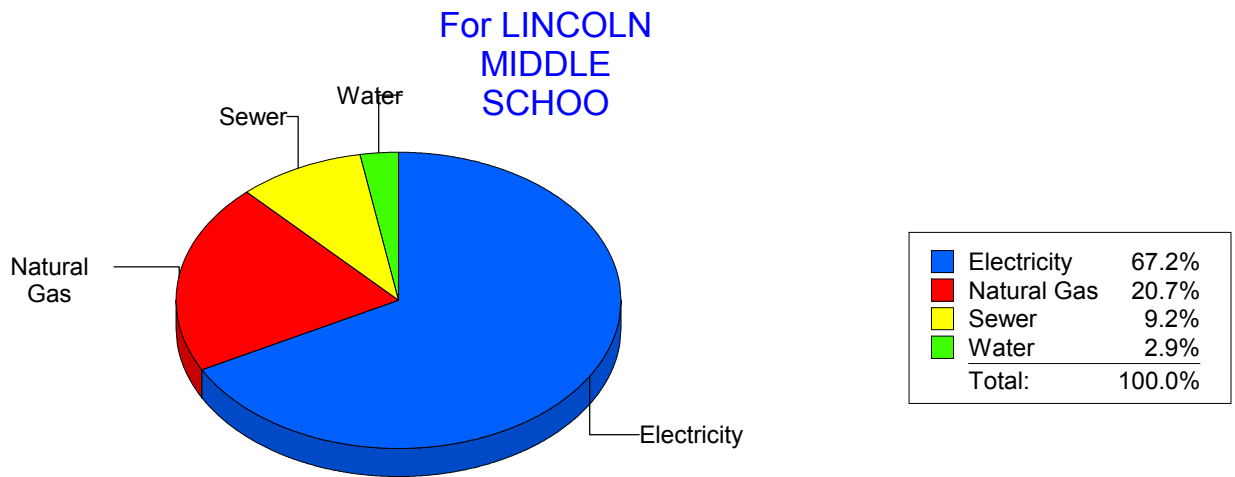
Energy CAP

Cost Avoidance Program

**Cost Summary Graph**

Grouped by Energy Type

| Energy Type  | Use    | Units | Meter Cost         | Special Charges | Total Cost         | Avg Unit Cost | % of Total Cost |
|--|--------|-------|--------------------|-----------------|--------------------|---------------|-----------------|
| <b>Site: LINCOLN MIDDLE SCHOO - LINCOLN MIDDLE SCHOO</b> |        |       |                    |                 |                    |               |                 |
| Electricity  | 98,600 | KWH   | \$10,292.66        | \$0.00          | \$10,292.66        | 0.1044        | 67.23%          |
| Natural Gas  | 6,014  | CCF   | \$3,175.31         | \$0.00          | \$3,175.31         | 0.5280        | 20.74%          |
| Water  | 209    | CCF   | \$440.35           | \$0.00          | \$440.35           | 2.1069        | 2.88%           |
| Sewer  | 962    | CCF   | \$1,401.96         | \$0.00          | \$1,401.96         | 1.4573        | 9.16%           |
| <b>Total Cost:</b>                                       |        |       | <b>\$15,310.28</b> | <b>\$0.00</b>   | <b>\$15,310.28</b> |               |                 |



*Filters: Cost Center Name Not Equal To DoNotReport; Billing Period Equal To 201302All Meter CodesAll Group Names*

**elpaso**

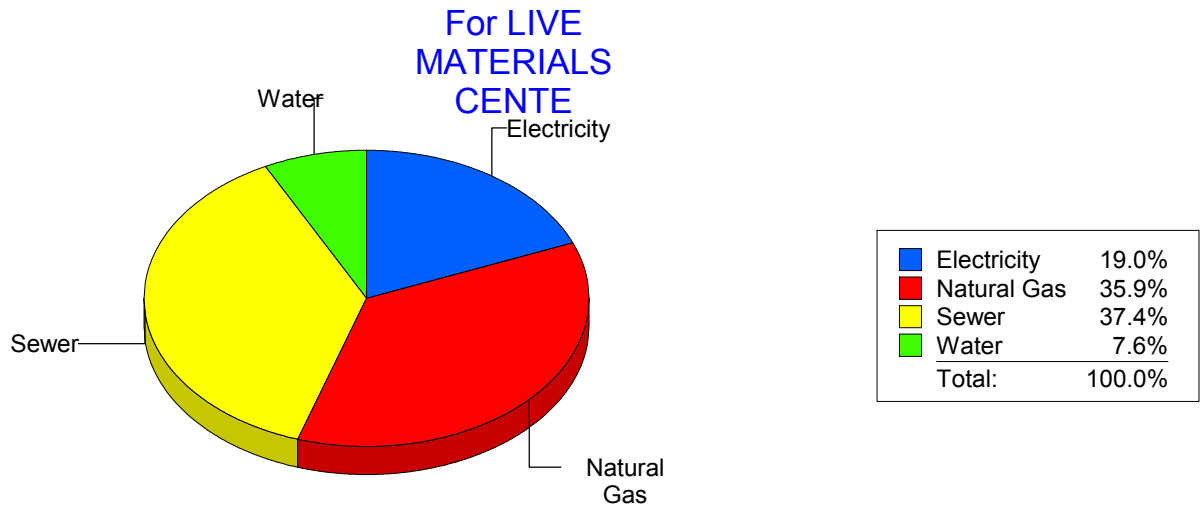
Energy CAP

Cost Avoidance Program

**Cost Summary Graph**

Grouped by Energy Type

| Energy Type  | Use | Units   | Meter Cost      | Special Charges | Total Cost      | Avg Unit Cost | % of Total Cost |
|--|-----|---------|-----------------|-----------------|-----------------|---------------|-----------------|
| <b>Site: LIVE MATERIALS CENTE - LIVE MATERIALS CENTE</b> |     |         |                 |                 |                 |               |                 |
| Electricity  |     | 276 KWH | \$62.36         | \$0.00          | \$62.36         | 0.2259        | 18.99%          |
| Natural Gas  |     | 80 CCF  | \$118.06        | \$0.00          | \$118.06        | 1.4758        | 35.95%          |
| Water  |     | 2 CCF   | \$25.02         | \$0.00          | \$25.02         | 12.5100       | 7.62%           |
| Sewer  |     | 78 CCF  | \$123.00        | \$0.00          | \$123.00        | 1.5769        | 37.45%          |
| <b>Total Cost:</b>                                       |     |         | <b>\$328.44</b> | <b>\$0.00</b>   | <b>\$328.44</b> |               |                 |



*Filters: Cost Center Name Not Equal To DoNotReport; Billing Period Equal To 201302All Meter CodesAll Group Names*



**elpaso**

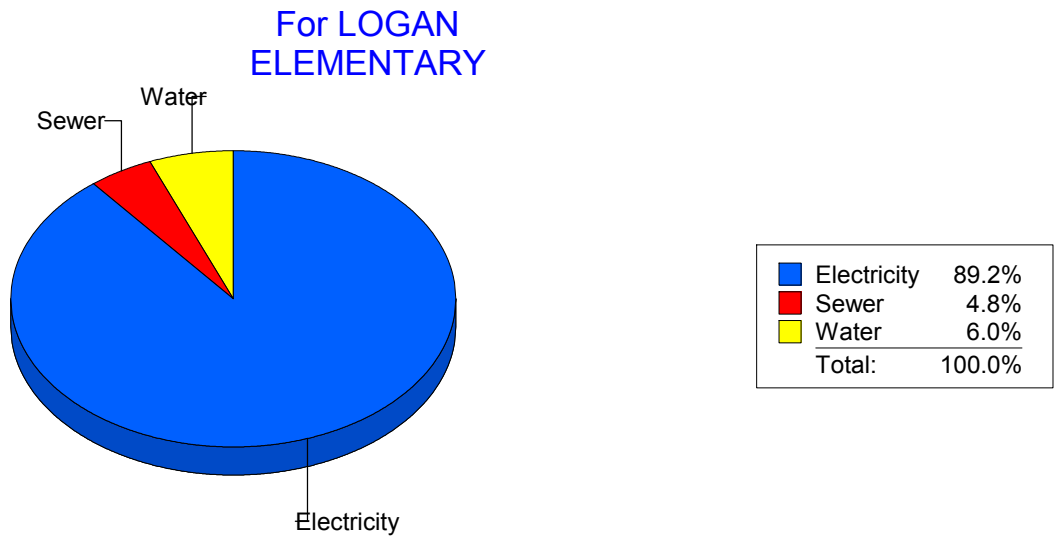
Energy CAP

Cost Avoidance Program

**Cost Summary Graph**

Grouped by Energy Type

| Energy Type                                      | Use    | Units | Meter Cost        | Special Charges | Total Cost        | Avg Unit Cost | % of Total Cost |
|--|--------|-------|-------------------|-----------------|-------------------|---------------|-----------------|
| <b>Site: LOGAN ELEMENTARY - LOGAN ELEMENTARY</b> |        |       |                   |                 |                   |               |                 |
| Electricity                                      | 28,940 | KWH   | \$3,227.09        | \$0.00          | \$3,227.09        | 0.1115        | 89.20%          |
| Water  | 102    | CCF   | \$216.49          | \$0.00          | \$216.49          | 2.1225        | 5.98%           |
| Sewer  | 84     | CCF   | \$174.15          | \$0.00          | \$174.15          | 2.0732        | 4.81%           |
| <b>Total Cost:</b>                               |        |       | <b>\$3,617.73</b> | <b>\$0.00</b>   | <b>\$3,617.73</b> |               |                 |



*Filters: Cost Center Name Not Equal To DoNotReport; Billing Period Equal To 201302All Meter CodesAll Group Names*

**elpaso**

Energy CAP

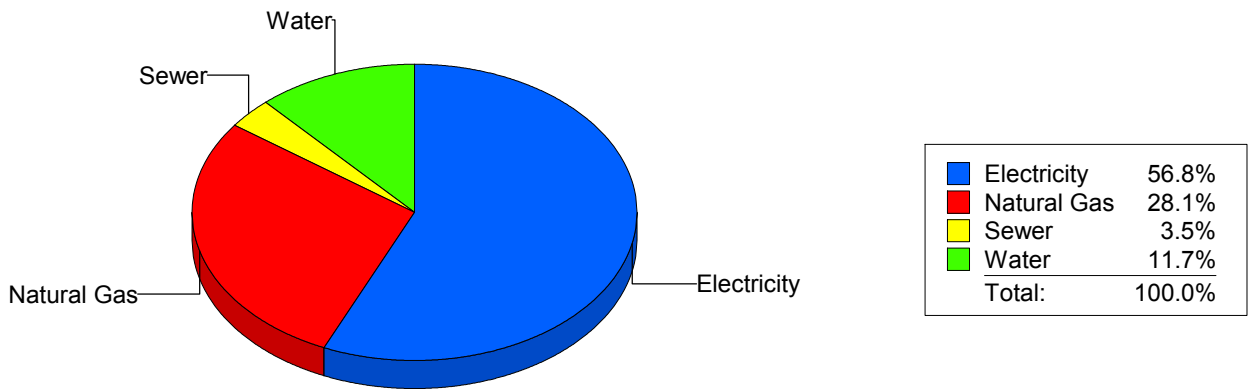
Cost Avoidance Program

**Cost Summary Graph**

Grouped by Energy Type

| Energy Type                | Use    | Units | Meter Cost        | Special Charges | Total Cost        | Avg Unit Cost | % of Total Cost |
|----------------------------|--------|-------|-------------------|-----------------|-------------------|---------------|-----------------|
| <b>Site: LUNDY - LUNDY</b> |        |       |                   |                 |                   |               |                 |
| Electricity                | 57,200 | KWH   | \$5,100.91        | \$0.00          | \$5,100.91        | 0.0892        | 56.76%          |
| Natural Gas                | 4,684  | CCF   | \$2,524.76        | \$0.00          | \$2,524.76        | 0.5390        | 28.10%          |
| Water                      | 282    | CCF   | \$1,049.06        | \$0.00          | \$1,049.06        | 3.7201        | 11.67%          |
| Sewer                      | 71     | CCF   | \$311.32          | \$0.00          | \$311.32          | 4.3848        | 3.46%           |
| <b>Total Cost:</b>         |        |       | <b>\$8,986.05</b> | <b>\$0.00</b>   | <b>\$8,986.05</b> |               |                 |

For LUNDY



*Filters: Cost Center Name Not Equal To DoNotReport; Billing Period Equal To 201302All Meter CodesAll Group Names*

**el Paso**

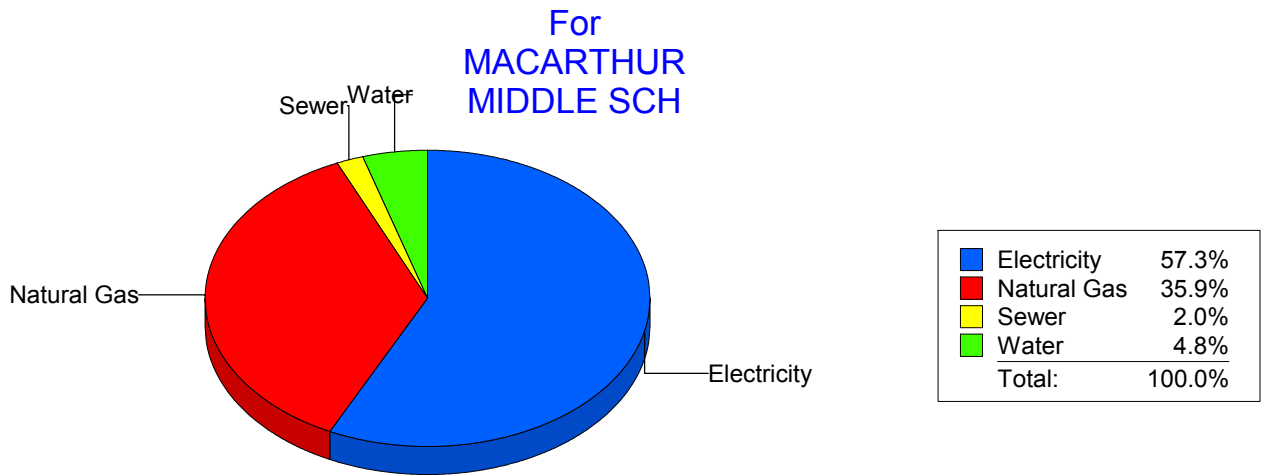
Energy CAP

Cost Avoidance Program

**Cost Summary Graph**

Grouped by Energy Type

| Energy Type  | Use    | Units | Meter Cost         | Special Charges | Total Cost         | Avg Unit Cost | % of Total Cost |
|--|--------|-------|--------------------|-----------------|--------------------|---------------|-----------------|
| <b>Site: MACARTHUR MIDDLE SCH - MACARTHUR MIDDLE SCH</b> |        |       |                    |                 |                    |               |                 |
| Electricity  | 87,600 | KWH   | \$8,228.30         | \$0.00          | \$8,228.30         | 0.0939        | 57.33%          |
| Natural Gas  | 9,846  | CCF   | \$5,153.30         | \$0.00          | \$5,153.30         | 0.5234        | 35.91%          |
| Water  | 236    | CCF   | \$683.78           | \$0.00          | \$683.78           | 2.8974        | 4.76%           |
| Sewer  | 111    | CCF   | \$287.15           | \$0.00          | \$287.15           | 2.5869        | 2.00%           |
| <b>Total Cost:</b>                                       |        |       | <b>\$14,352.53</b> | <b>\$0.00</b>   | <b>\$14,352.53</b> |               |                 |



*Filters: Cost Center Name Not Equal To DoNotReport; Billing Period Equal To 201302All Meter CodesAll Group Names*

**elpaso**

Energy CAP

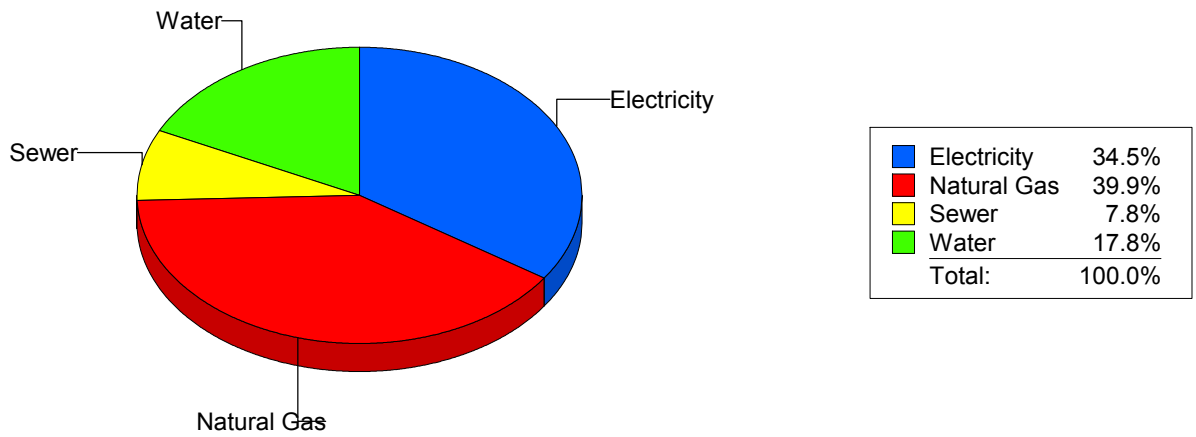
Cost Avoidance Program

**Cost Summary Graph**

Grouped by Energy Type

| Energy Type  | Use    | Units | Meter Cost        | Special Charges | Total Cost        | Avg Unit Cost | % of Total Cost |
|--|--------|-------|-------------------|-----------------|-------------------|---------------|-----------------|
| <b>Site: MAGOFFIN MIDDLE SCHO - MAGOFFIN MIDDLE SCHO</b> |        |       |                   |                 |                   |               |                 |
| Electricity  | 18,740 | KWH   | \$2,082.14        | \$0.00          | \$2,082.14        | 0.1111        | 34.54%          |
| Natural Gas  | 4,522  | CCF   | \$2,405.12        | \$0.00          | \$2,405.12        | 0.5319        | 39.90%          |
| Water  | 421    | CCF   | \$1,071.65        | \$0.00          | \$1,071.65        | 2.5455        | 17.78%          |
| Sewer  | 191    | CCF   | \$468.52          | \$0.00          | \$468.52          | 2.4530        | 7.77%           |
| <b>Total Cost:</b>                                       |        |       | <b>\$6,027.43</b> | <b>\$0.00</b>   | <b>\$6,027.43</b> |               |                 |

For MAGOFFIN MIDDLE SCHO



*Filters: Cost Center Name Not Equal To DoNotReport; Billing Period Equal To 201302All Meter CodesAll Group Names*

**elpaso**

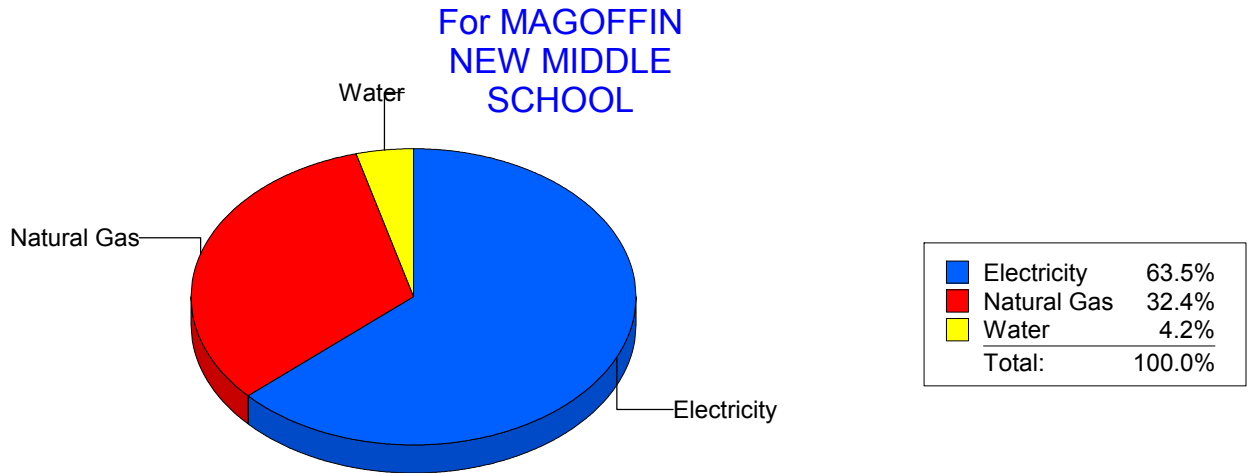
Energy CAP

Cost Avoidance Program

**Cost Summary Graph**

Grouped by Energy Type

| Energy Type  | Use    | Units | Meter Cost         | Special Charges | Total Cost         | Avg Unit Cost | % of Total Cost |
|--|--------|-------|--------------------|-----------------|--------------------|---------------|-----------------|
| <b>Site: MAGOFFINMIDDLESCHOOLN047 - MAGOFFIN NEW MIDDLE SCHOOL</b> |        |       |                    |                 |                    |               |                 |
| Electricity  | 97,400 | KWH   | \$7,371.85         | \$0.00          | \$7,371.85         | 0.0757        | 63.45%          |
| Natural Gas  | 7,144  | CCF   | \$3,758.59         | \$0.00          | \$3,758.59         | 0.5261        | 32.35%          |
| Water  | 76     | CCF   | \$487.77           | \$0.00          | \$487.77           | 6.4180        | 4.20%           |
| <b>Total Cost:</b>   |        |       | <b>\$11,618.21</b> | <b>\$0.00</b>   | <b>\$11,618.21</b> |               |                 |



*Filters: Cost Center Name Not Equal To DoNotReport; Billing Period Equal To 201302All Meter CodesAll Group Names*

**elpaso**

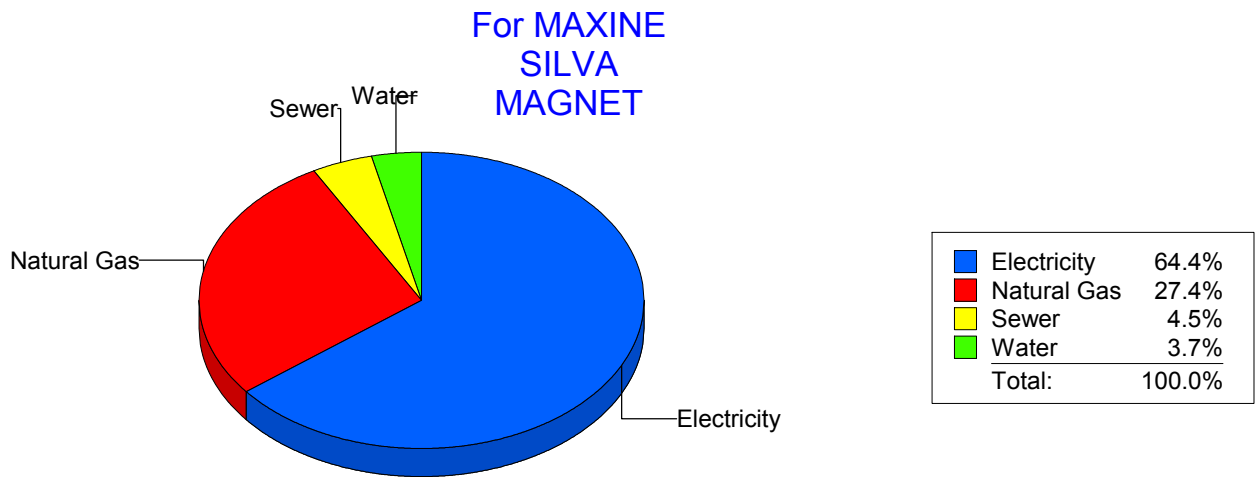
Energy CAP

Cost Avoidance Program

**Cost Summary Graph**

Grouped by Energy Type

| Energy Type  | Use    | Units | Meter Cost        | Special Charges | Total Cost        | Avg Unit Cost | % of Total Cost |
|--|--------|-------|-------------------|-----------------|-------------------|---------------|-----------------|
| <b>Site: MAXINE SILVA MAGNET - MAXINE SILVA MAGNET</b> |        |       |                   |                 |                   |               |                 |
| Electricity  | 59,700 | KWH   | \$5,545.38        | \$0.00          | \$5,545.38        | 0.0929        | 64.44%          |
| Natural Gas  | 4,426  | CCF   | \$2,355.61        | \$0.00          | \$2,355.61        | 0.5322        | 27.38%          |
| Water  | 113    | CCF   | \$319.79          | \$0.00          | \$319.79          | 2.8300        | 3.72%           |
| Sewer  | 185    | CCF   | \$384.09          | \$0.00          | \$384.09          | 2.0762        | 4.46%           |
| <b>Total Cost:</b>                                     |        |       | <b>\$8,604.87</b> | <b>\$0.00</b>   | <b>\$8,604.87</b> |               |                 |



*Filters: Cost Center Name Not Equal To DoNotReport; Billing Period Equal To 201302All Meter CodesAll Group Names*

**elpaso**

Energy CAP

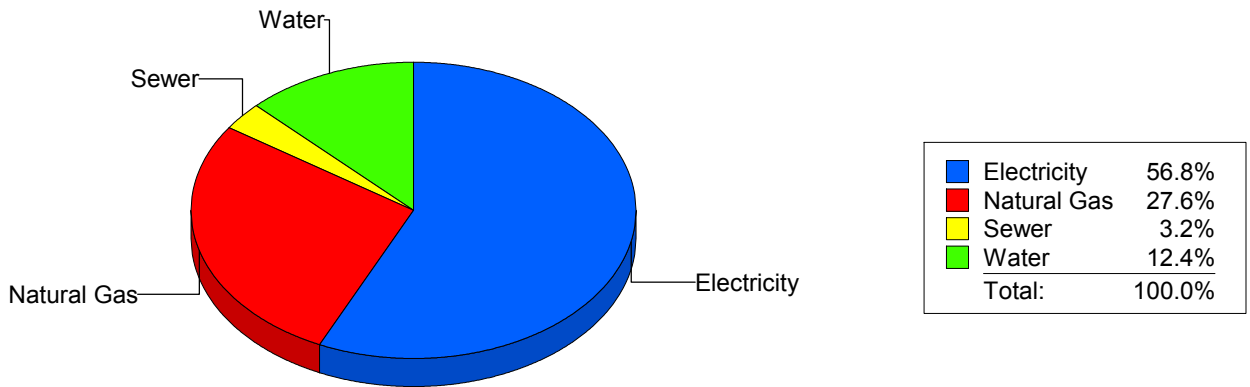
Cost Avoidance Program

**Cost Summary Graph**

Grouped by Energy Type

| Energy Type  | Use    | Units | Meter Cost         | Special Charges | Total Cost         | Avg Unit Cost | % of Total Cost |
|--|--------|-------|--------------------|-----------------|--------------------|---------------|-----------------|
| <b>Site: MESITA ELEMENTARY - MESITA ELEMENTARY</b> |        |       |                    |                 |                    |               |                 |
| Electricity  | 68,640 | KWH   | \$6,633.38         | \$0.00          | \$6,633.38         | 0.0966        | 56.83%          |
| Natural Gas  | 6,029  | CCF   | \$3,222.64         | \$0.00          | \$3,222.64         | 0.5345        | 27.61%          |
| Water  | 406    | CCF   | \$1,444.89         | \$0.00          | \$1,444.89         | 3.5588        | 12.38%          |
| Sewer  | 117    | CCF   | \$371.58           | \$0.00          | \$371.58           | 3.1759        | 3.18%           |
| <b>Total Cost:</b>                                 |        |       | <b>\$11,672.49</b> | <b>\$0.00</b>   | <b>\$11,672.49</b> |               |                 |

For MESITA ELEMENTARY



*Filters: Cost Center Name Not Equal To DoNotReport; Billing Period Equal To 201302All Meter CodesAll Group Names*

**elpaso**

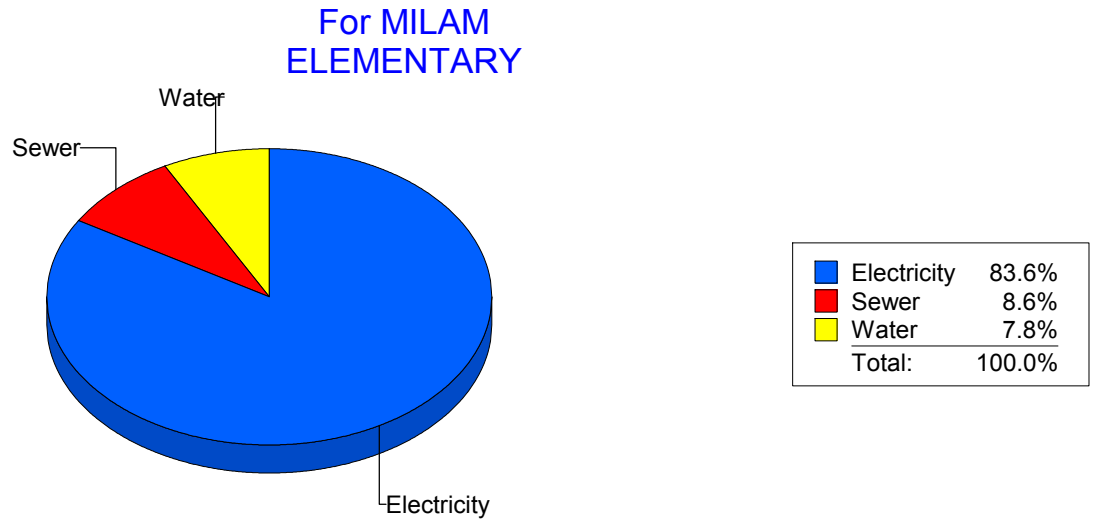
Energy CAP

Cost Avoidance Program

**Cost Summary Graph**

Grouped by Energy Type

| Energy Type                                      | Use    | Units | Meter Cost        | Special Charges | Total Cost        | Avg Unit Cost | % of Total Cost |
|--|--------|-------|-------------------|-----------------|-------------------|---------------|-----------------|
| <b>Site: MILAM ELEMENTARY - MILAM ELEMENTARY</b> |        |       |                   |                 |                   |               |                 |
| Electricity                                      | 27,360 | KWH   | \$2,545.15        | \$0.00          | \$2,545.15        | 0.0930        | 83.58%          |
| Water  | 73     | CCF   | \$237.71          | \$0.00          | \$237.71          | 3.2563        | 7.81%           |
| Sewer  | 92     | CCF   | \$262.26          | \$0.00          | \$262.26          | 2.8507        | 8.61%           |
| <b>Total Cost:</b>                               |        |       | <b>\$3,045.12</b> | <b>\$0.00</b>   | <b>\$3,045.12</b> |               |                 |



*Filters: Cost Center Name Not Equal To DoNotReport; Billing Period Equal To 201302All Meter CodesAll Group Names*



**el paso**

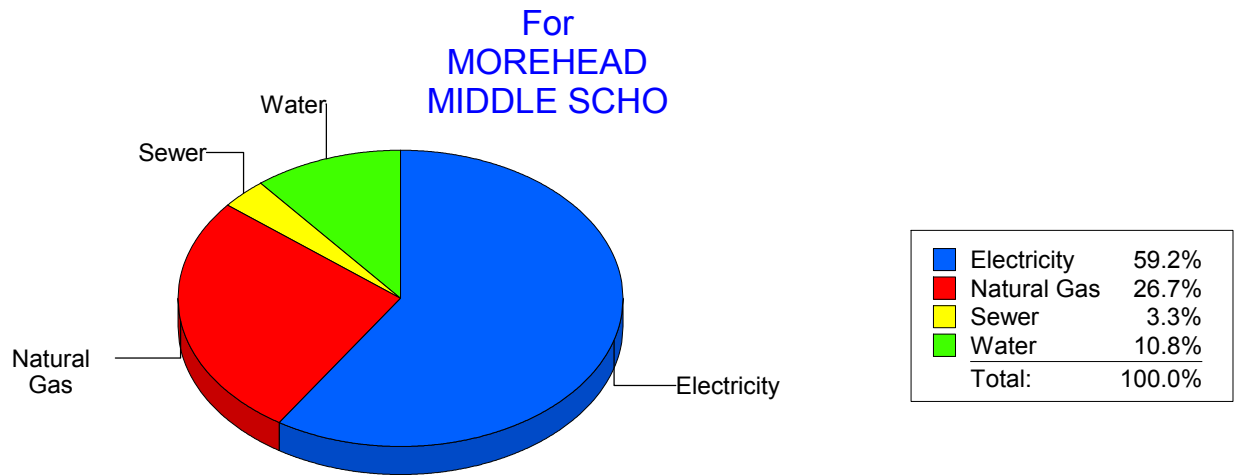
Energy CAP

Cost Avoidance Program

**Cost Summary Graph**

Grouped by Energy Type

| Energy Type  | Use    | Units | Meter Cost         | Special Charges | Total Cost         | Avg Unit Cost | % of Total Cost |
|--|--------|-------|--------------------|-----------------|--------------------|---------------|-----------------|
| <b>Site: MOREHEAD MIDDLE SCHO - MOREHEAD MIDDLE SCHO</b> |        |       |                    |                 |                    |               |                 |
| Electricity  | 95,810 | KWH   | \$8,162.53         | \$0.00          | \$8,162.53         | 0.0852        | 59.23%          |
| Natural Gas  | 6,983  | CCF   | \$3,675.48         | \$0.00          | \$3,675.48         | 0.5263        | 26.67%          |
| Water  | 1,161  | CCF   | \$1,492.68         | \$0.00          | \$1,492.68         | 1.2857        | 10.83%          |
| Sewer  | 178    | CCF   | \$451.49           | \$0.00          | \$451.49           | 2.5365        | 3.28%           |
| <b>Total Cost:</b>                                       |        |       | <b>\$13,782.18</b> | <b>\$0.00</b>   | <b>\$13,782.18</b> |               |                 |



*Filters: Cost Center Name Not Equal To DoNotReport; Billing Period Equal To 201302All Meter CodesAll Group Names*

**el paso**

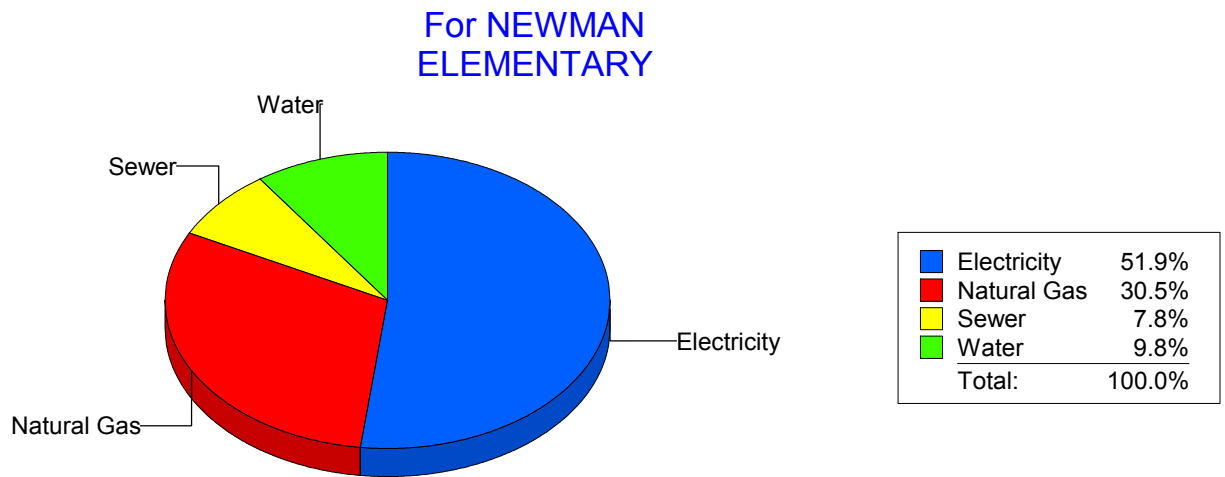
Energy CAP

Cost Avoidance Program

**Cost Summary Graph**

Grouped by Energy Type

| Energy Type  | Use    | Units | Meter Cost        | Special Charges | Total Cost        | Avg Unit Cost | % of Total Cost |
|--|--------|-------|-------------------|-----------------|-------------------|---------------|-----------------|
| <b>Site: NEWMAN ELEMENTARY - NEWMAN ELEMENTARY</b> |        |       |                   |                 |                   |               |                 |
| Electricity  | 32,625 | KWH   | \$3,294.90        | \$0.00          | \$3,294.90        | 0.1010        | 51.91%          |
| Natural Gas  | 3,469  | CCF   | \$1,935.90        | \$0.00          | \$1,935.90        | 0.5581        | 30.50%          |
| Water  | 316    | CCF   | \$623.89          | \$0.00          | \$623.89          | 1.9743        | 9.83%           |
| Sewer  | 288    | CCF   | \$492.35          | \$0.00          | \$492.35          | 1.7095        | 7.76%           |
| <b>Total Cost:</b>                                 |        |       | <b>\$6,347.04</b> | <b>\$0.00</b>   | <b>\$6,347.04</b> |               |                 |



*Filters: Cost Center Name Not Equal To DoNotReport; Billing Period Equal To 201302All Meter CodesAll Group Names*

**elpaso**

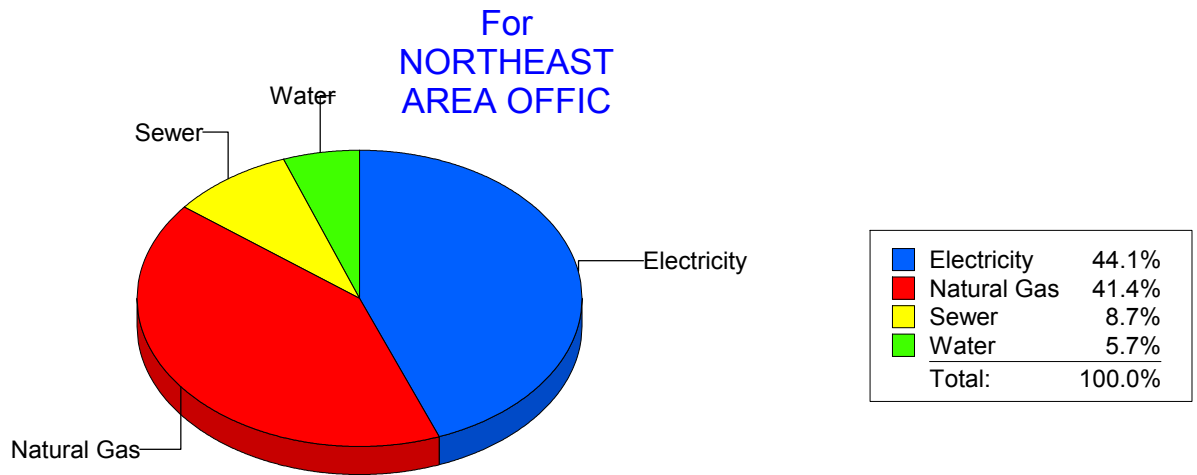
Energy CAP

Cost Avoidance Program

**Cost Summary Graph**

Grouped by Energy Type

| Energy Type  | Use   | Units | Meter Cost      | Special Charges | Total Cost      | Avg Unit Cost | % of Total Cost |
|--|-------|-------|-----------------|-----------------|-----------------|---------------|-----------------|
| <b>Site: NORTHEAST AREA OFFIC - NORTHEAST AREA OFFIC</b> |       |       |                 |                 |                 |               |                 |
| Electricity  | 4,640 | KWH   | \$434.68        | \$0.00          | \$434.68        | 0.0937        | 44.14%          |
| Natural Gas  | 517   | CCF   | \$408.06        | \$0.00          | \$408.06        | 0.7893        | 41.43%          |
| Water  | 8     | CCF   | \$56.00         | \$0.00          | \$56.00         | 7.0000        | 5.69%           |
| Sewer  | 5     | CCF   | \$86.12         | \$0.00          | \$86.12         | 17.2240       | 8.74%           |
| <b>Total Cost:</b>                                       |       |       | <b>\$984.86</b> | <b>\$0.00</b>   | <b>\$984.86</b> |               |                 |



*Filters: Cost Center Name Not Equal To DoNotReport; Billing Period Equal To 201302All Meter CodesAll Group Names*

**el paso**


Energy CAP

Cost Avoidance Program

**Cost Summary Graph**

Grouped by Energy Type

| Energy Type  | Use   | Units | Meter Cost        | Special Charges | Total Cost        | Avg Unit Cost | % of Total Cost |
|--|-------|-------|-------------------|-----------------|-------------------|---------------|-----------------|
| <b>Site: NORTHEAST AREA TRANS - NORTHEAST AREA TRANS</b> |       |       |                   |                 |                   |               |                 |
| Electricity  | 6,639 | KWH   | \$573.65          | \$0.00          | \$573.65          | 0.0864        | 32.79%          |
| Natural Gas  | 981   | CCF   | \$589.25          | \$0.00          | \$589.25          | 0.6007        | 33.68%          |
| Water  | 74    | CCF   | \$309.55          | \$0.00          | \$309.55          | 4.1831        | 17.69%          |
| Sewer  | 45    | CCF   | \$277.26          | \$0.00          | \$277.26          | 6.1613        | 15.85%          |
| <b>Total Cost:</b>                                       |       |       | <b>\$1,749.71</b> | <b>\$0.00</b>   | <b>\$1,749.71</b> |               |                 |



*Filters: Cost Center Name Not Equal To DoNotReport; Billing Period Equal To 201302All Meter CodesAll Group Names*

**el paso**

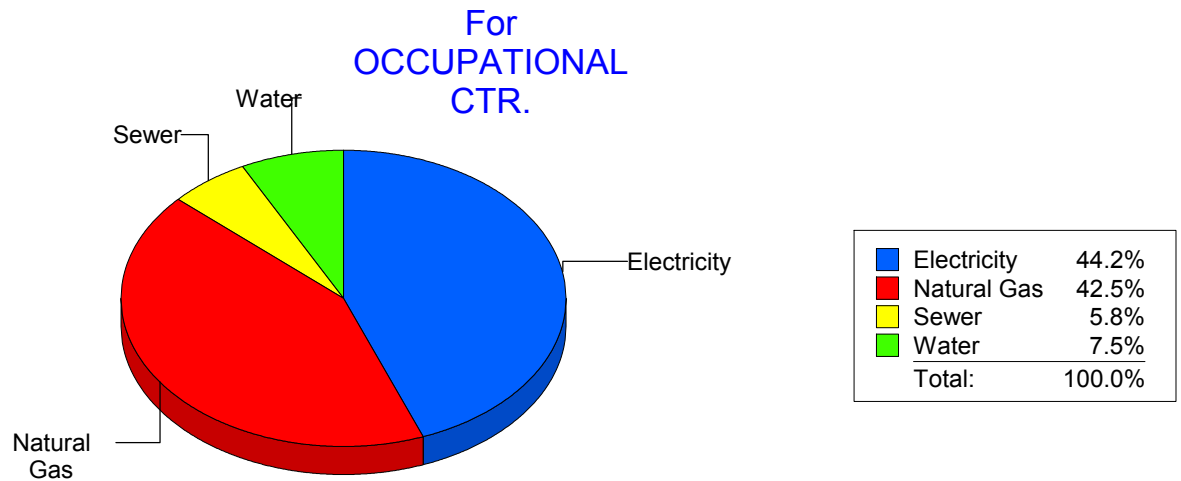
Energy CAP

Cost Avoidance Program

**Cost Summary Graph**

Grouped by Energy Type

| Energy Type                                 | Use | Units     | Meter Cost      | Special Charges | Total Cost      | Avg Unit Cost | % of Total Cost |
|---|-----|-----------|-----------------|-----------------|-----------------|---------------|-----------------|
| Site: OCCUPATIONAL CTR. - OCCUPATIONAL CTR. |     |           |                 |                 |                 |               |                 |
| Electricity                                 |     | 4,700 KWH | \$436.81        | \$0.00          | \$436.81        | 0.0929        | 44.23%          |
| Natural Gas                                 |     | 720 CCF   | \$419.39        | \$0.00          | \$419.39        | 0.5825        | 42.46%          |
| Water                                       |     | 5 CCF     | \$73.92         | \$0.00          | \$73.92         | 14.7840       | 7.48%           |
| Sewer                                       |     | 5 CCF     | \$57.51         | \$0.00          | \$57.51         | 11.5020       | 5.82%           |
| <b>Total Cost:</b>                          |     |           | <b>\$987.63</b> | <b>\$0.00</b>   | <b>\$987.63</b> |               |                 |



*Filters: Cost Center Name Not Equal To DoNotReport; Billing Period Equal To 201302All Meter CodesAll Group Names*

**elpaso**

Energy CAP

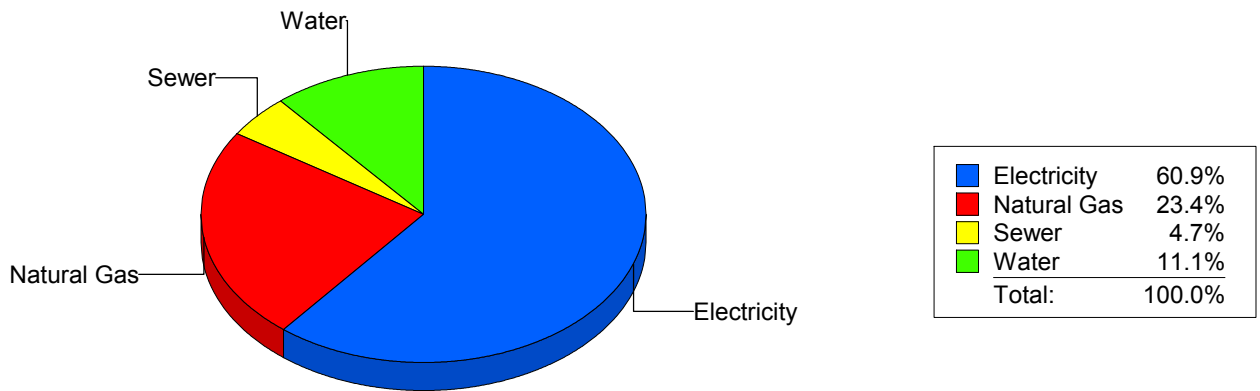
Cost Avoidance Program

**Cost Summary Graph**

Grouped by Energy Type

| Energy Type                                    | Use    | Units | Meter Cost        | Special Charges | Total Cost        | Avg Unit Cost | % of Total Cost |
|--|--------|-------|-------------------|-----------------|-------------------|---------------|-----------------|
| <b>Site: PARK ELEMENTARY - PARK ELEMENTARY</b> |        |       |                   |                 |                   |               |                 |
| Electricity                                    | 39,085 | KWH   | \$4,024.94        | \$0.00          | \$4,024.94        | 0.1030        | 60.86%          |
| Natural Gas                                    | 2,780  | CCF   | \$1,544.34        | \$0.00          | \$1,544.34        | 0.5555        | 23.35%          |
| Water  | 255    | CCF   | \$735.46          | \$0.00          | \$735.46          | 2.8842        | 11.12%          |
| Sewer  | 99     | CCF   | \$308.87          | \$0.00          | \$308.87          | 3.1199        | 4.67%           |
| <b>Total Cost:</b>                             |        |       | <b>\$6,613.61</b> | <b>\$0.00</b>   | <b>\$6,613.61</b> |               |                 |

For PARK ELEMENTARY



*Filters: Cost Center Name Not Equal To DoNotReport; Billing Period Equal To 201302All Meter CodesAll Group Names*

**elpaso**

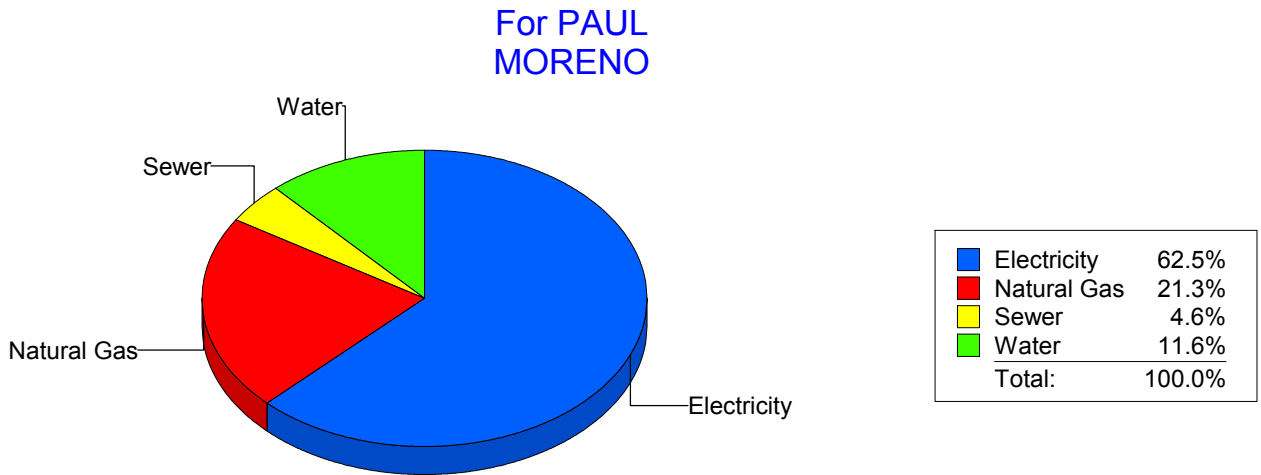
Energy CAP

Cost Avoidance Program

**Cost Summary Graph**

Grouped by Energy Type

| Energy Type                            | Use    | Units | Meter Cost        | Special Charges | Total Cost        | Avg Unit Cost | % of Total Cost |
|--|--------|-------|-------------------|-----------------|-------------------|---------------|-----------------|
| <b>Site: PAUL MORENO - PAUL MORENO</b> |        |       |                   |                 |                   |               |                 |
| Electricity                            | 46,800 | KWH   | \$4,643.06        | \$0.00          | \$4,643.06        | 0.0992        | 62.52%          |
| Natural Gas                            | 2,860  | CCF   | \$1,582.02        | \$0.00          | \$1,582.02        | 0.5532        | 21.30%          |
| Water                                  | 214    | CCF   | \$862.85          | \$0.00          | \$862.85          | 4.0320        | 11.62%          |
| Sewer                                  | 111    | CCF   | \$338.11          | \$0.00          | \$338.11          | 3.0460        | 4.55%           |
| <b>Total Cost:</b>                     |        |       | <b>\$7,426.04</b> | <b>\$0.00</b>   | <b>\$7,426.04</b> |               |                 |



*Filters: Cost Center Name Not Equal To DoNotReport; Billing Period Equal To 201302All Meter CodesAll Group Names*

**elpaso**

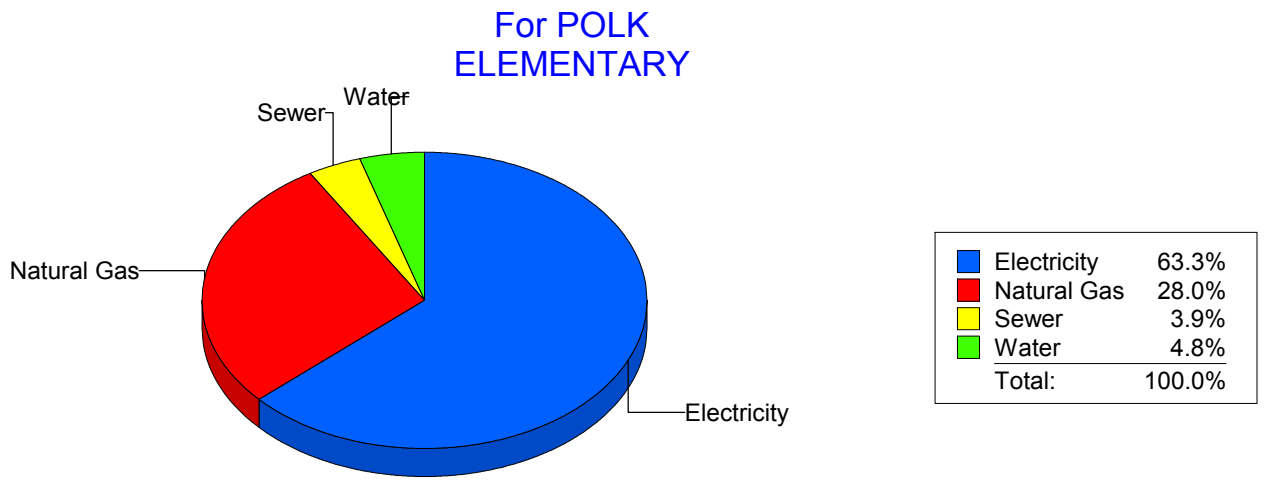
Energy CAP

Cost Avoidance Program

**Cost Summary Graph**

Grouped by Energy Type

| Energy Type                                    | Use    | Units | Meter Cost        | Special Charges | Total Cost        | Avg Unit Cost | % of Total Cost |
|--|--------|-------|-------------------|-----------------|-------------------|---------------|-----------------|
| <b>Site: POLK ELEMENTARY - POLK ELEMENTARY</b> |        |       |                   |                 |                   |               |                 |
| Electricity                                    | 40,400 | KWH   | \$4,020.86        | \$0.00          | \$4,020.86        | 0.0995        | 63.33%          |
| Natural Gas                                    | 3,219  | CCF   | \$1,775.19        | \$0.00          | \$1,775.19        | 0.5515        | 27.96%          |
| Water  | 119    | CCF   | \$306.25          | \$0.00          | \$306.25          | 2.5735        | 4.82%           |
| Sewer  | 80     | CCF   | \$246.54          | \$0.00          | \$246.54          | 3.0818        | 3.88%           |
| <b>Total Cost:</b>                             |        |       | <b>\$6,348.84</b> | <b>\$0.00</b>   | <b>\$6,348.84</b> |               |                 |



*Filters: Cost Center Name Not Equal To DoNotReport; Billing Period Equal To 201302All Meter CodesAll Group Names*



**elpaso**

Energy CAP

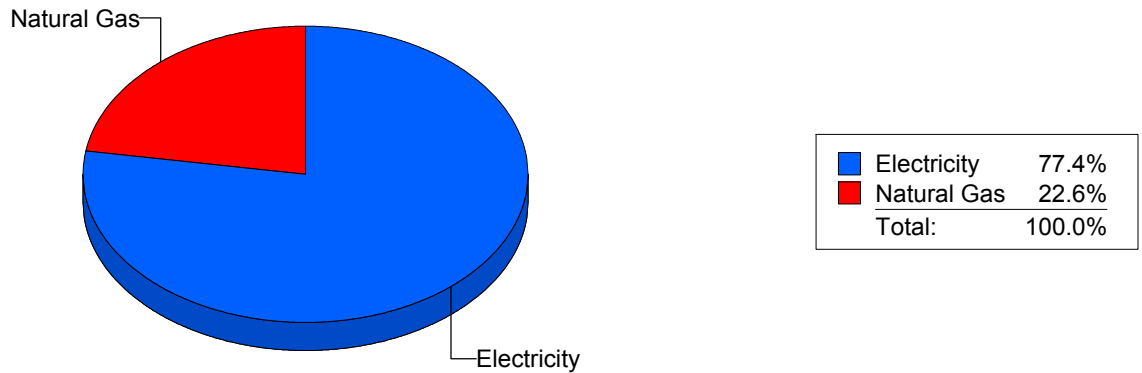
Cost Avoidance Program

**Cost Summary Graph**

Grouped by Energy Type

| Energy Type                  | Use    | Units | Meter Cost        | Special Charges | Total Cost        | Avg Unit Cost | % of Total Cost |
|------------------------------|--------|-------|-------------------|-----------------|-------------------|---------------|-----------------|
| <b>Site: POWELL - POWELL</b> |        |       |                   |                 |                   |               |                 |
| Electricity                  | 42,000 | KWH   | \$4,284.87        | \$0.00          | \$4,284.87        | 0.1020        | 77.40%          |
| Natural Gas                  | 2,300  | CCF   | \$1,251.06        | \$0.00          | \$1,251.06        | 0.5439        | 22.60%          |
| <b>Total Cost:</b>           |        |       | <b>\$5,535.93</b> | <b>\$0.00</b>   | <b>\$5,535.93</b> |               |                 |

For POWELL



*Filters: Cost Center Name Not Equal To DoNotReport; Billing Period Equal To 201302All Meter CodesAll Group Names*

**elpaso**

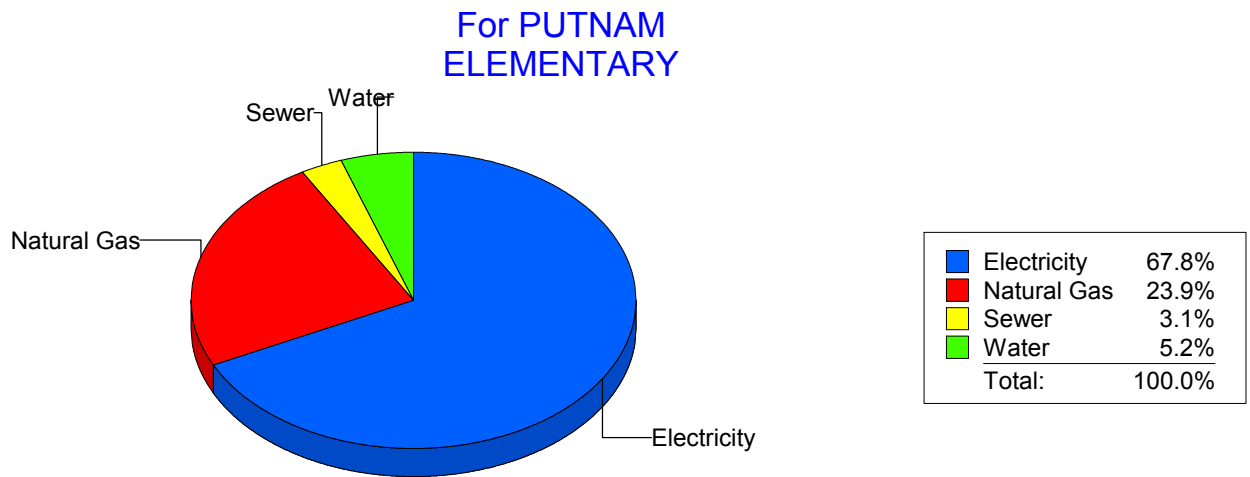
Energy CAP

Cost Avoidance Program

**Cost Summary Graph**

Grouped by Energy Type

| Energy Type  | Use    | Units | Meter Cost        | Special Charges | Total Cost        | Avg Unit Cost | % of Total Cost |
|--|--------|-------|-------------------|-----------------|-------------------|---------------|-----------------|
| <b>Site: PUTNAM ELEMENTARY - PUTNAM ELEMENTARY</b> |        |       |                   |                 |                   |               |                 |
| Electricity  | 41,911 | KWH   | \$4,187.89        | \$0.00          | \$4,187.89        | 0.0999        | 67.77%          |
| Natural Gas  | 2,659  | CCF   | \$1,477.29        | \$0.00          | \$1,477.29        | 0.5556        | 23.91%          |
| Water  | 133    | CCF   | \$324.06          | \$0.00          | \$324.06          | 2.4365        | 5.24%           |
| Sewer  | 88     | CCF   | \$190.18          | \$0.00          | \$190.18          | 2.1611        | 3.08%           |
| <b>Total Cost:</b>                                 |        |       | <b>\$6,179.42</b> | <b>\$0.00</b>   | <b>\$6,179.42</b> |               |                 |



*Filters: Cost Center Name Not Equal To DoNotReport; Billing Period Equal To 201302All Meter CodesAll Group Names*

**elpaso**

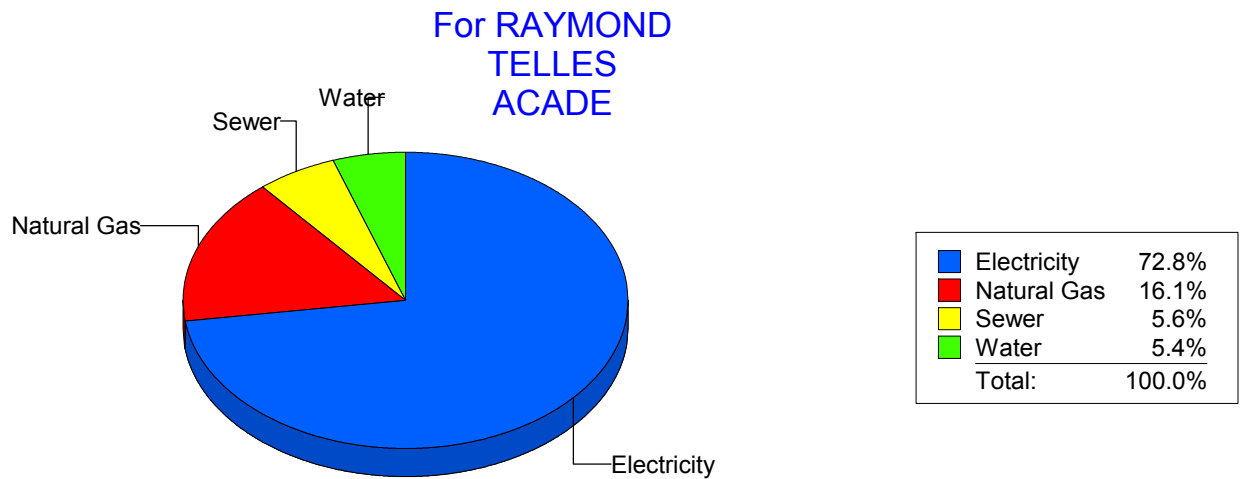
Energy CAP

Cost Avoidance Program

**Cost Summary Graph**

Grouped by Energy Type

| Energy Type  | Use    | Units | Meter Cost        | Special Charges | Total Cost        | Avg Unit Cost | % of Total Cost |
|--|--------|-------|-------------------|-----------------|-------------------|---------------|-----------------|
| <b>Site: RAYMOND TELLES ACADE - RAYMOND TELLES ACADE</b> |        |       |                   |                 |                   |               |                 |
| Electricity  | 39,000 | KWH   | \$3,699.27        | \$0.00          | \$3,699.27        | 0.0949        | 72.85%          |
| Natural Gas  | 1,480  | CCF   | \$819.43          | \$0.00          | \$819.43          | 0.5537        | 16.14%          |
| Water  | 82     | CCF   | \$273.60          | \$0.00          | \$273.60          | 3.3366        | 5.39%           |
| Sewer  | 110    | CCF   | \$285.84          | \$0.00          | \$285.84          | 2.5985        | 5.63%           |
| <b>Total Cost:</b>                                       |        |       | <b>\$5,078.14</b> | <b>\$0.00</b>   | <b>\$5,078.14</b> |               |                 |



*Filters: Cost Center Name Not Equal To DoNotReport; Billing Period Equal To 201302All Meter CodesAll Group Names*

**elpaso**

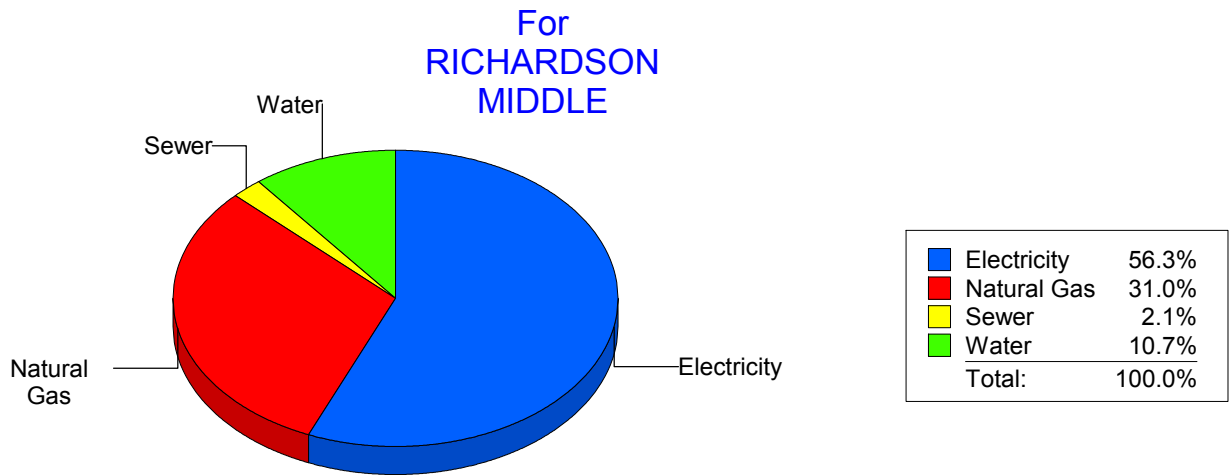
Energy CAP

Cost Avoidance Program

**Cost Summary Graph**

Grouped by Energy Type

| Energy Type  | Use    | Units | Meter Cost         | Special Charges | Total Cost         | Avg Unit Cost | % of Total Cost |
|--|--------|-------|--------------------|-----------------|--------------------|---------------|-----------------|
| <b>Site: RICHARDSON MIDDLE - RICHARDSON MIDDLE</b> |        |       |                    |                 |                    |               |                 |
| Electricity  | 95,100 | KWH   | \$8,090.81         | \$0.00          | \$8,090.81         | 0.0851        | 56.26%          |
| Natural Gas  | 8,491  | CCF   | \$4,453.88         | \$0.00          | \$4,453.88         | 0.5245        | 30.97%          |
| Water  | 317    | CCF   | \$1,537.65         | \$0.00          | \$1,537.65         | 4.8506        | 10.69%          |
| Sewer  | 119    | CCF   | \$297.63           | \$0.00          | \$297.63           | 2.5011        | 2.07%           |
| <b>Total Cost:</b>                                 |        |       | <b>\$14,379.97</b> | <b>\$0.00</b>   | <b>\$14,379.97</b> |               |                 |



*Filters: Cost Center Name Not Equal To DoNotReport; Billing Period Equal To 201302All Meter CodesAll Group Names*

**elpaso**

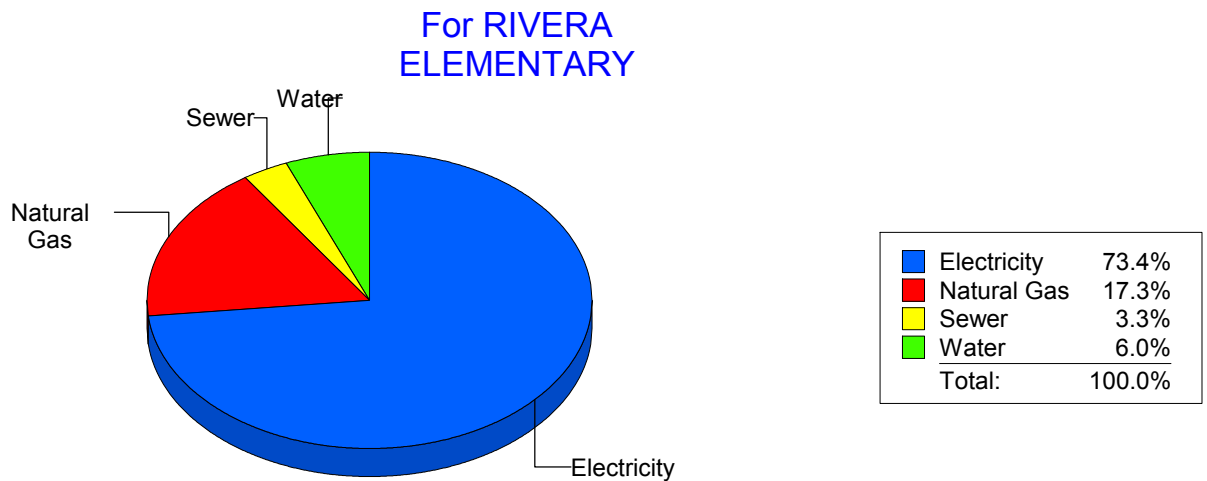
Energy CAP

Cost Avoidance Program

**Cost Summary Graph**

Grouped by Energy Type

| Energy Type  | Use    | Units | Meter Cost        | Special Charges | Total Cost        | Avg Unit Cost | % of Total Cost |
|--|--------|-------|-------------------|-----------------|-------------------|---------------|-----------------|
| <b>Site: RIVERA ELEMENTARY - RIVERA ELEMENTARY</b> |        |       |                   |                 |                   |               |                 |
| Electricity  | 67,320 | KWH   | \$6,097.34        | \$0.00          | \$6,097.34        | 0.0906        | 73.42%          |
| Natural Gas  | 2,645  | CCF   | \$1,432.67        | \$0.00          | \$1,432.67        | 0.5417        | 17.25%          |
| Water  | 186    | CCF   | \$496.72          | \$0.00          | \$496.72          | 2.6705        | 5.98%           |
| Sewer  | 104    | CCF   | \$277.98          | \$0.00          | \$277.98          | 2.6729        | 3.35%           |
| <b>Total Cost:</b>                                 |        |       | <b>\$8,304.71</b> | <b>\$0.00</b>   | <b>\$8,304.71</b> |               |                 |



*Filters: Cost Center Name Not Equal To DoNotReport; Billing Period Equal To 201302All Meter CodesAll Group Names*

**elpaso**

Energy CAP

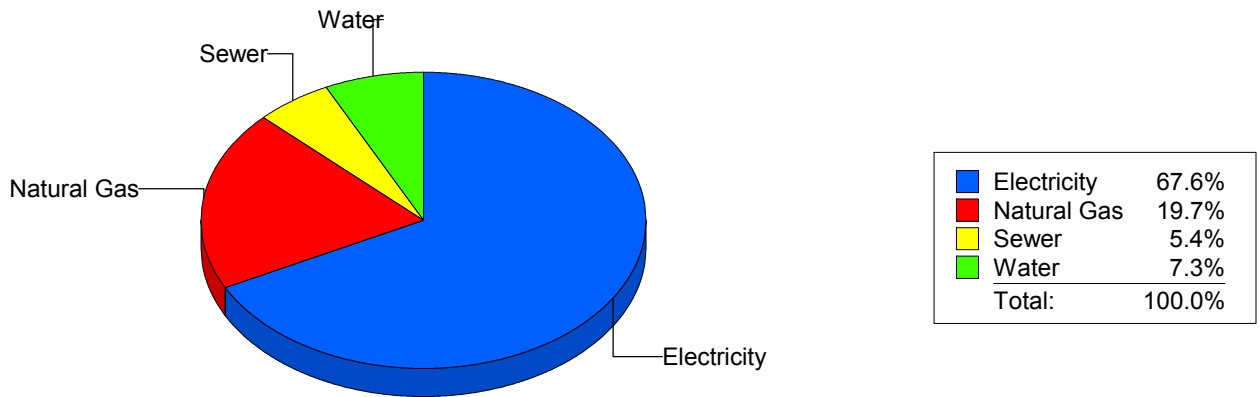
Cost Avoidance Program

**Cost Summary Graph**

Grouped by Energy Type

| Energy Type  | Use    | Units | Meter Cost        | Special Charges | Total Cost        | Avg Unit Cost | % of Total Cost |
|--|--------|-------|-------------------|-----------------|-------------------|---------------|-----------------|
| <b>Site: ROBERTS ELEMENTARY - ROBERTS ELEMENTARY</b> |        |       |                   |                 |                   |               |                 |
| Electricity  | 49,661 | KWH   | \$4,149.83        | \$0.00          | \$4,149.83        | 0.0836        | 67.60%          |
| Natural Gas  | 2,143  | CCF   | \$1,208.89        | \$0.00          | \$1,208.89        | 0.5641        | 19.69%          |
| Water  | 190    | CCF   | \$448.15          | \$0.00          | \$448.15          | 2.3587        | 7.30%           |
| Sewer  | 137    | CCF   | \$331.62          | \$0.00          | \$331.62          | 2.4206        | 5.40%           |
| <b>Total Cost:</b>                                   |        |       | <b>\$6,138.49</b> | <b>\$0.00</b>   | <b>\$6,138.49</b> |               |                 |

For ROBERTS ELEMENTARY



*Filters: Cost Center Name Not Equal To DoNotReport; Billing Period Equal To 201302All Meter CodesAll Group Names*

**elpaso**

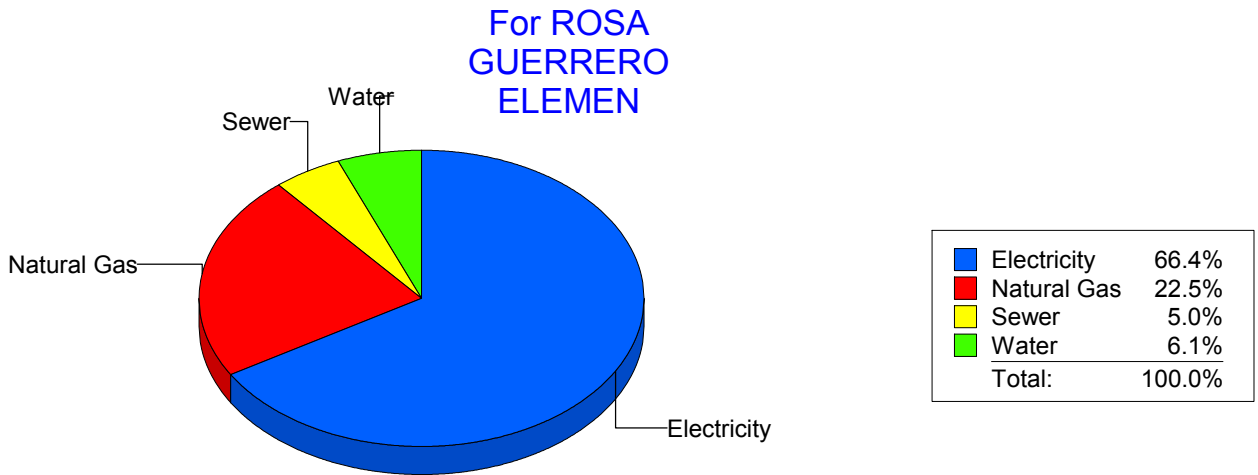
Energy CAP

Cost Avoidance Program

**Cost Summary Graph**

Grouped by Energy Type

| Energy Type  | Use    | Units | Meter Cost        | Special Charges | Total Cost        | Avg Unit Cost | % of Total Cost |
|--|--------|-------|-------------------|-----------------|-------------------|---------------|-----------------|
| <b>Site: ROSA GUERRERO ELEMEN - ROSA GUERRERO ELEMEN</b> |        |       |                   |                 |                   |               |                 |
| Electricity  | 53,900 | KWH   | \$5,879.84        | \$0.00          | \$5,879.84        | 0.1091        | 66.38%          |
| Natural Gas  | 3,644  | CCF   | \$1,997.32        | \$0.00          | \$1,997.32        | 0.5481        | 22.55%          |
| Water  | 254    | CCF   | \$536.93          | \$0.00          | \$536.93          | 2.1139        | 6.06%           |
| Sewer  | 182    | CCF   | \$444.27          | \$0.00          | \$444.27          | 2.4410        | 5.02%           |
| <b>Total Cost:</b>                                       |        |       | <b>\$8,858.36</b> | <b>\$0.00</b>   | <b>\$8,858.36</b> |               |                 |



*Filters: Cost Center Name Not Equal To DoNotReport; Billing Period Equal To 201302All Meter CodesAll Group Names*

**el paso**

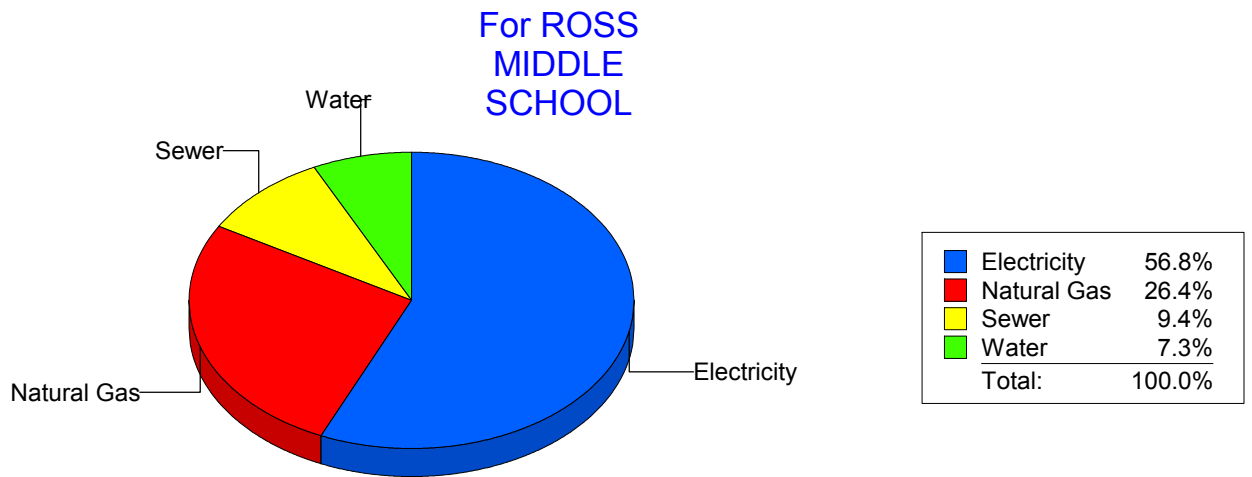
Energy CAP

Cost Avoidance Program

**Cost Summary Graph**

Grouped by Energy Type

| Energy Type  | Use    | Units | Meter Cost         | Special Charges | Total Cost         | Avg Unit Cost | % of Total Cost |
|--|--------|-------|--------------------|-----------------|--------------------|---------------|-----------------|
| <b>Site: ROSS MIDDLE SCHOOL - ROSS MIDDLE SCHOOL</b> |        |       |                    |                 |                    |               |                 |
| Electricity  | 63,884 | KWH   | \$6,615.64         | \$0.00          | \$6,615.64         | 0.1036        | 56.77%          |
| Natural Gas  | 5,830  | CCF   | \$3,080.31         | \$0.00          | \$3,080.31         | 0.5284        | 26.43%          |
| Water  | 488    | CCF   | \$856.06           | \$0.00          | \$856.06           | 1.7542        | 7.35%           |
| Sewer  | 732    | CCF   | \$1,100.66         | \$0.00          | \$1,100.66         | 1.5036        | 9.45%           |
| <b>Total Cost:</b>                                   |        |       | <b>\$11,652.67</b> | <b>\$0.00</b>   | <b>\$11,652.67</b> |               |                 |



*Filters: Cost Center Name Not Equal To DoNotReport; Billing Period Equal To 201302All Meter CodesAll Group Names*



**el Paso**

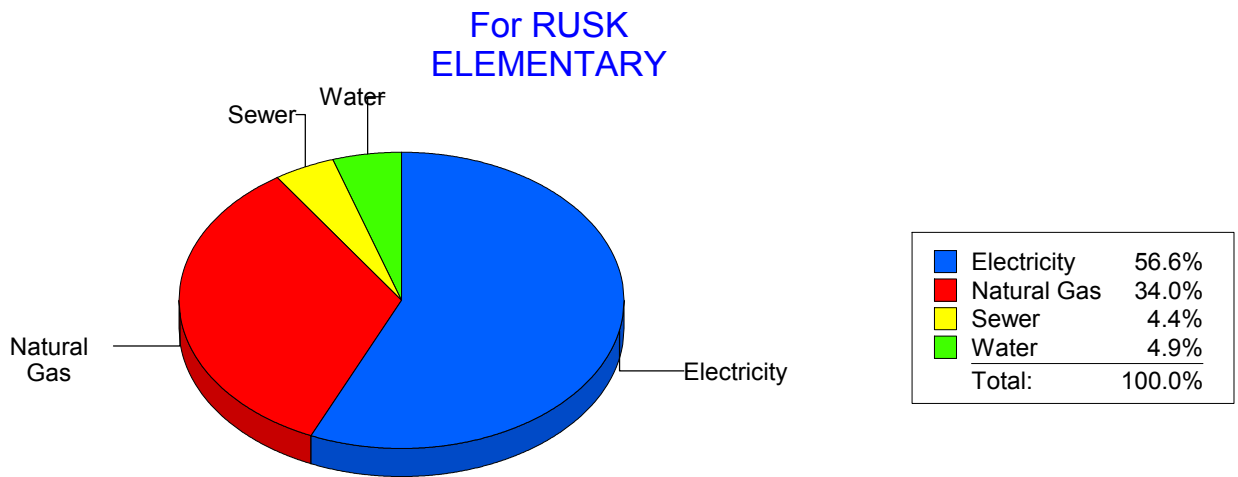
Energy CAP

Cost Avoidance Program

**Cost Summary Graph**

Grouped by Energy Type

| Energy Type                                    | Use    | Units | Meter Cost        | Special Charges | Total Cost        | Avg Unit Cost | % of Total Cost |
|--|--------|-------|-------------------|-----------------|-------------------|---------------|-----------------|
| <b>Site: RUSK ELEMENTARY - RUSK ELEMENTARY</b> |        |       |                   |                 |                   |               |                 |
| Electricity                                    | 29,301 | KWH   | \$3,191.80        | \$0.00          | \$3,191.80        | 0.1089        | 56.62%          |
| Natural Gas                                    | 3,429  | CCF   | \$1,919.32        | \$0.00          | \$1,919.32        | 0.5597        | 34.05%          |
| Water  | 92     | CCF   | \$277.12          | \$0.00          | \$277.12          | 3.0122        | 4.92%           |
| Sewer  | 84     | CCF   | \$248.67          | \$0.00          | \$248.67          | 2.9604        | 4.41%           |
| <b>Total Cost:</b>                             |        |       | <b>\$5,636.91</b> | <b>\$0.00</b>   | <b>\$5,636.91</b> |               |                 |



*Filters: Cost Center Name Not Equal To DoNotReport; Billing Period Equal To 201302All Meter CodesAll Group Names*

**el paso**

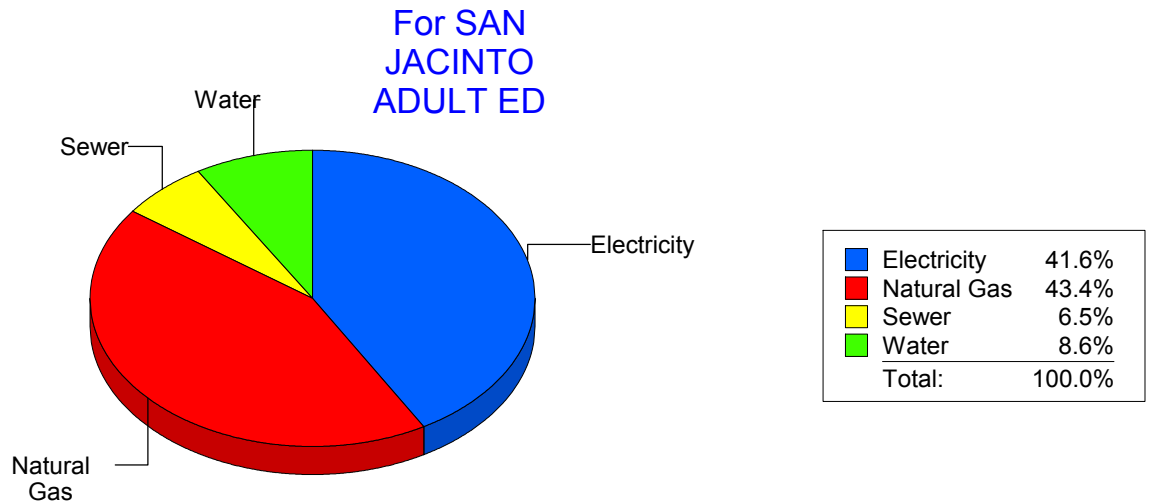
Energy CAP

Cost Avoidance Program

**Cost Summary Graph**

Grouped by Energy Type

| Energy Type  | Use   | Units | Meter Cost        | Special Charges | Total Cost        | Avg Unit Cost | % of Total Cost |
|--|-------|-------|-------------------|-----------------|-------------------|---------------|-----------------|
| <b>Site: SAN JACINTO ADULT ED - SAN JACINTO ADULT ED</b> |       |       |                   |                 |                   |               |                 |
| Electricity  | 6,600 | KWH   | \$711.76          | \$0.00          | \$711.76          | 0.1078        | 41.57%          |
| Natural Gas  | 1,334 | CCF   | \$742.57          | \$0.00          | \$742.57          | 0.5566        | 43.37%          |
| Water  | 55    | CCF   | \$146.46          | \$0.00          | \$146.46          | 2.6629        | 8.55%           |
| Sewer  | 36    | CCF   | \$111.27          | \$0.00          | \$111.27          | 3.0908        | 6.50%           |
| <b>Total Cost:</b>                                       |       |       | <b>\$1,712.06</b> | <b>\$0.00</b>   | <b>\$1,712.06</b> |               |                 |



*Filters: Cost Center Name Not Equal To DoNotReport; Billing Period Equal To 201302All Meter CodesAll Group Names*

**elpaso**

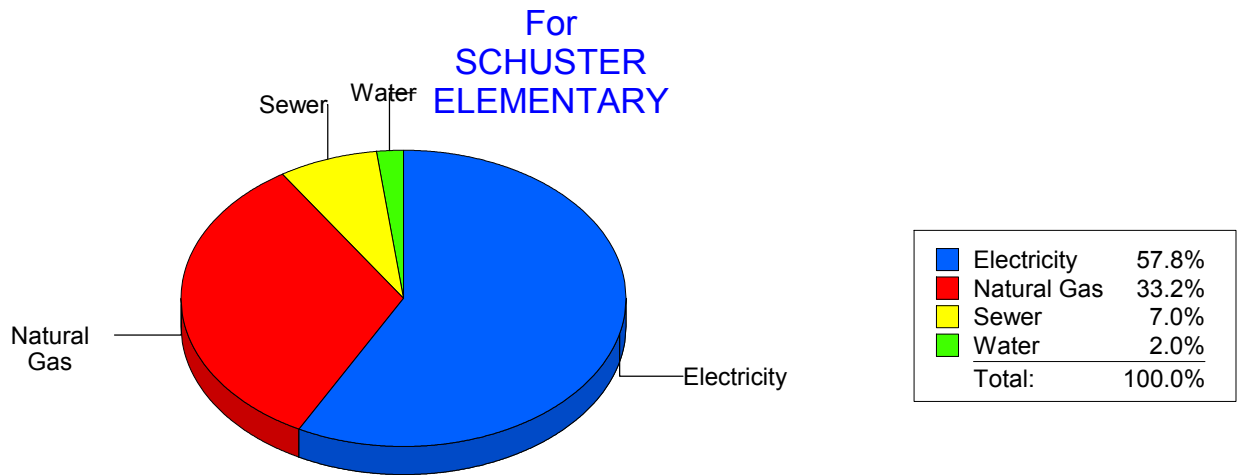
Energy CAP

Cost Avoidance Program

**Cost Summary Graph**

Grouped by Energy Type

| Energy Type  | Use    | Units | Meter Cost        | Special Charges | Total Cost        | Avg Unit Cost | % of Total Cost |
|--|--------|-------|-------------------|-----------------|-------------------|---------------|-----------------|
| <b>Site: SCHUSTER ELEMENTARY - SCHUSTER ELEMENTARY</b> |        |       |                   |                 |                   |               |                 |
| Electricity  | 20,320 | KWH   | \$1,835.88        | \$0.00          | \$1,835.88        | 0.0903        | 57.76%          |
| Natural Gas  | 1,926  | CCF   | \$1,054.20        | \$0.00          | \$1,054.20        | 0.5474        | 33.17%          |
| Water  | 0      | CCF   | \$64.51           | \$0.00          | \$64.51           | 0.0000        | 2.03%           |
| Sewer  | 122    | CCF   | \$223.93          | \$0.00          | \$223.93          | 1.8355        | 7.05%           |
| <b>Total Cost:</b>                                     |        |       | <b>\$3,178.52</b> | <b>\$0.00</b>   | <b>\$3,178.52</b> |               |                 |



*Filters: Cost Center Name Not Equal To DoNotReport; Billing Period Equal To 201302All Meter CodesAll Group Names*

**elpaso**

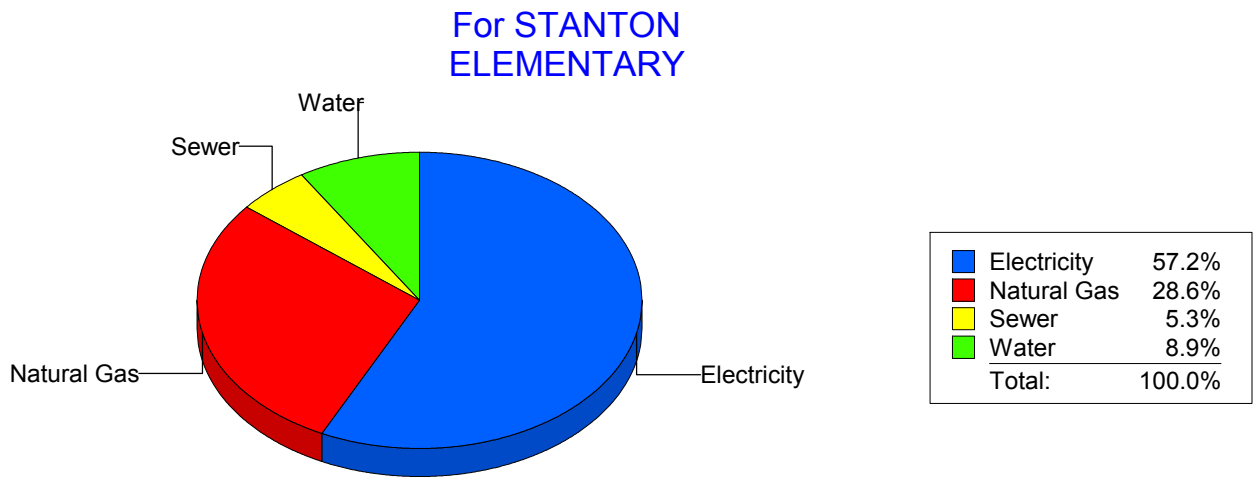
Energy CAP

Cost Avoidance Program

**Cost Summary Graph**

Grouped by Energy Type

| Energy Type  | Use    | Units | Meter Cost        | Special Charges | Total Cost        | Avg Unit Cost | % of Total Cost |
|--|--------|-------|-------------------|-----------------|-------------------|---------------|-----------------|
| <b>Site: STANTON ELEMENTARY - STANTON ELEMENTARY</b> |        |       |                   |                 |                   |               |                 |
| Electricity  | 32,284 | KWH   | \$3,742.47        | \$0.00          | \$3,742.47        | 0.1159        | 57.19%          |
| Natural Gas  | 3,407  | CCF   | \$1,873.94        | \$0.00          | \$1,873.94        | 0.5500        | 28.64%          |
| Water  | 304    | CCF   | \$583.16          | \$0.00          | \$583.16          | 1.9183        | 8.91%           |
| Sewer  | 175    | CCF   | \$344.32          | \$0.00          | \$344.32          | 1.9675        | 5.26%           |
| <b>Total Cost:</b>                                   |        |       | <b>\$6,543.89</b> | <b>\$0.00</b>   | <b>\$6,543.89</b> |               |                 |



*Filters: Cost Center Name Not Equal To DoNotReport; Billing Period Equal To 201302All Meter CodesAll Group Names*

**elpaso**

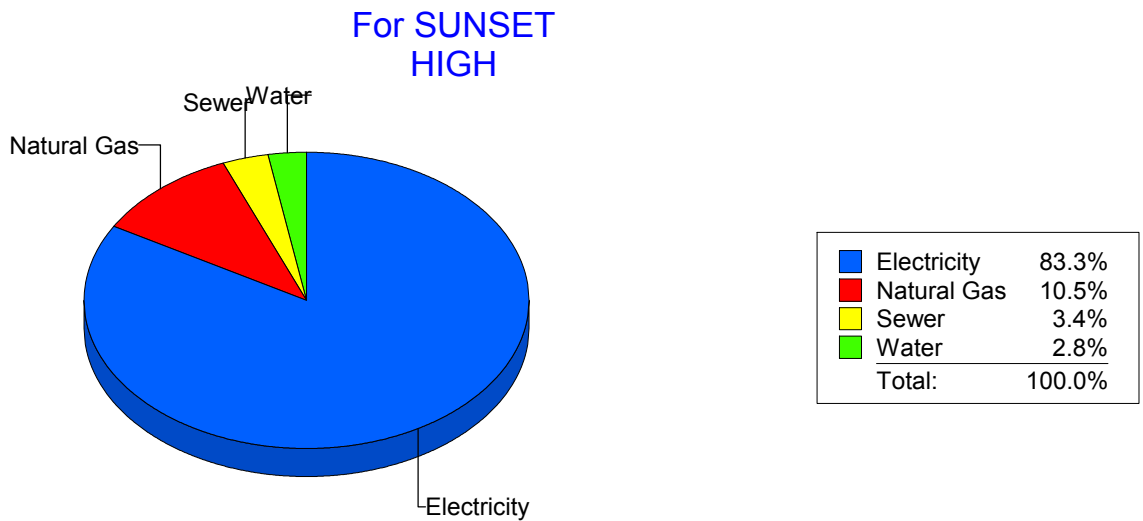
Energy CAP

Cost Avoidance Program

**Cost Summary Graph**

Grouped by Energy Type

| Energy Type                            | Use    | Units | Meter Cost        | Special Charges | Total Cost        | Avg Unit Cost | % of Total Cost |
|--|--------|-------|-------------------|-----------------|-------------------|---------------|-----------------|
| <b>Site: SUNSET HIGH - SUNSET HIGH</b> |        |       |                   |                 |                   |               |                 |
| Electricity                            | 26,560 | KWH   | \$3,006.47        | \$0.00          | \$3,006.47        | 0.1132        | 83.33%          |
| Natural Gas                            | 644    | CCF   | \$379.27          | \$0.00          | \$379.27          | 0.5889        | 10.51%          |
| Water                                  | 24     | CCF   | \$100.27          | \$0.00          | \$100.27          | 4.1779        | 2.78%           |
| Sewer                                  | 44     | CCF   | \$121.75          | \$0.00          | \$121.75          | 2.7670        | 3.37%           |
| <b>Total Cost:</b>                     |        |       | <b>\$3,607.76</b> | <b>\$0.00</b>   | <b>\$3,607.76</b> |               |                 |



*Filters: Cost Center Name Not Equal To DoNotReport; Billing Period Equal To 201302All Meter CodesAll Group Names*

**elpaso**

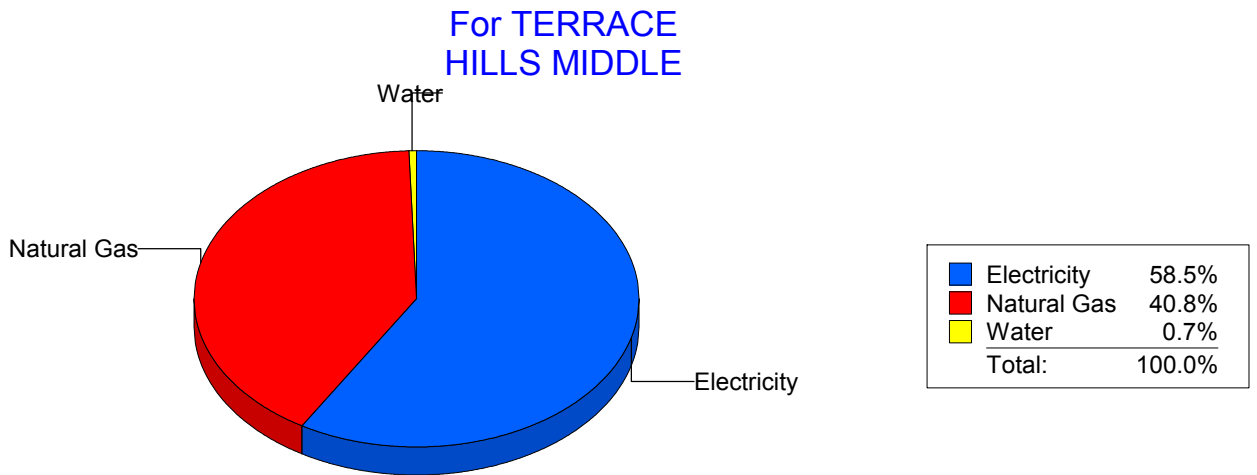
Energy CAP

Cost Avoidance Program

**Cost Summary Graph**

Grouped by Energy Type

| Energy Type  | Use    | Units | Meter Cost        | Special Charges | Total Cost        | Avg Unit Cost | % of Total Cost |
|--|--------|-------|-------------------|-----------------|-------------------|---------------|-----------------|
| <b>Site: TERRACE HILLS MIDDLE - TERRACE HILLS MIDDLE</b> |        |       |                   |                 |                   |               |                 |
| Electricity  | 34,500 | KWH   | \$3,169.05        | \$0.00          | \$3,169.05        | 0.0919        | 58.51%          |
| Natural Gas  | 4,050  | CCF   | \$2,210.15        | \$0.00          | \$2,210.15        | 0.5457        | 40.80%          |
| Water  | 0      | CCF   | \$37.45           | \$0.00          | \$37.45           | 0.0000        | 0.69%           |
| <b>Total Cost:</b>                                       |        |       | <b>\$5,416.65</b> | <b>\$0.00</b>   | <b>\$5,416.65</b> |               |                 |



*Filters: Cost Center Name Not Equal To DoNotReport; Billing Period Equal To 201302All Meter CodesAll Group Names*

**elpaso**

Energy CAP

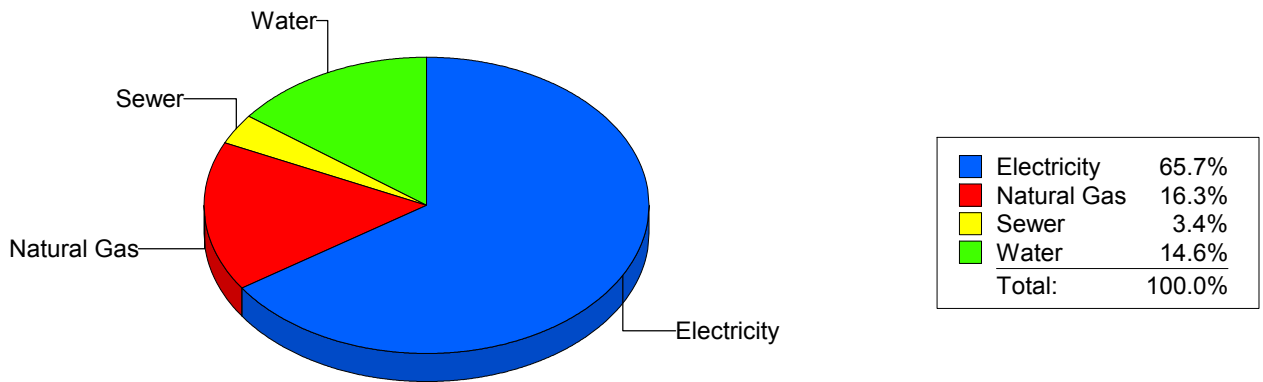
Cost Avoidance Program

**Cost Summary Graph**

Grouped by Energy Type

| Energy Type                             | Use    | Units | Meter Cost         | Special Charges | Total Cost         | Avg Unit Cost | % of Total Cost |
|---|--------|-------|--------------------|-----------------|--------------------|---------------|-----------------|
| <b>Site: TIPPIN - TIPPIN ELEMENTARY</b> |        |       |                    |                 |                    |               |                 |
| Electricity                             | 70,800 | KWH   | \$6,695.17         | \$0.00          | \$6,695.17         | 0.0946        | 65.67%          |
| Natural Gas                             | 3,079  | CCF   | \$1,660.31         | \$0.00          | \$1,660.31         | 0.5392        | 16.29%          |
| Water                                   | 335    | CCF   | \$1,493.42         | \$0.00          | \$1,493.42         | 4.4580        | 14.65%          |
| Sewer                                   | 156    | CCF   | \$346.10           | \$0.00          | \$346.10           | 2.2186        | 3.39%           |
| <b>Total Cost:</b>                      |        |       | <b>\$10,195.00</b> | <b>\$0.00</b>   | <b>\$10,195.00</b> |               |                 |

For TIPPIN ELEMENTARY



*Filters: Cost Center Name Not Equal To DoNotReport; Billing Period Equal To 201302All Meter CodesAll Group Names*

**elpaso**

Energy CAP

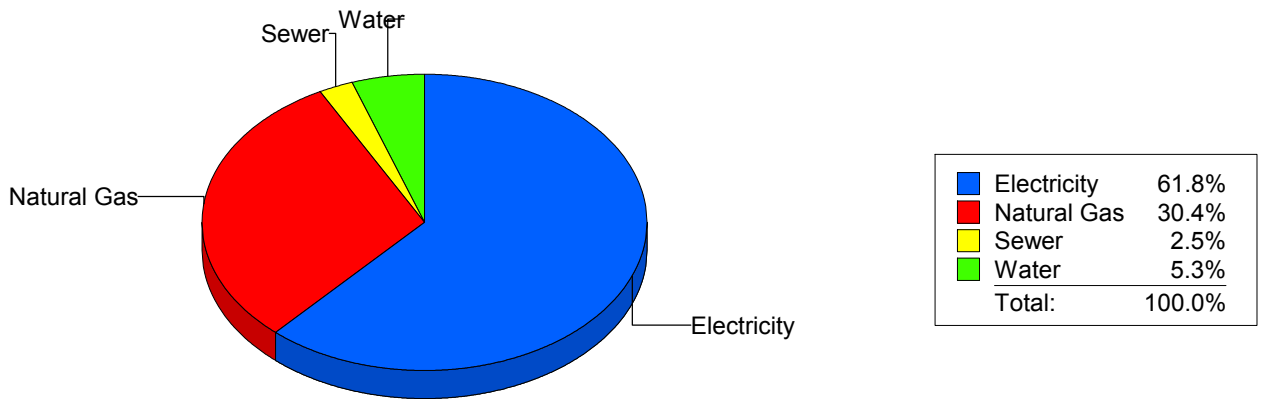
Cost Avoidance Program

**Cost Summary Graph**

Grouped by Energy Type

| Energy Type                   | Use    | Units | Meter Cost        | Special Charges | Total Cost        | Avg Unit Cost | % of Total Cost |
|-------------------------------|--------|-------|-------------------|-----------------|-------------------|---------------|-----------------|
| <b>Site: TOMLEA - TOM LEA</b> |        |       |                   |                 |                   |               |                 |
| Electricity                   | 59,760 | KWH   | \$5,769.88        | \$0.00          | \$5,769.88        | 0.0966        | 61.80%          |
| Natural Gas                   | 5,363  | CCF   | \$2,839.26        | \$0.00          | \$2,839.26        | 0.5294        | 30.41%          |
| Water                         | 141    | CCF   | \$496.37          | \$0.00          | \$496.37          | 3.5204        | 5.32%           |
| Sewer                         | 68     | CCF   | \$230.82          | \$0.00          | \$230.82          | 3.3944        | 2.47%           |
| <b>Total Cost:</b>            |        |       | <b>\$9,336.33</b> | <b>\$0.00</b>   | <b>\$9,336.33</b> |               |                 |

For TOM LEA



*Filters: Cost Center Name Not Equal To DoNotReport; Billing Period Equal To 201302All Meter CodesAll Group Names*



**elpaso**

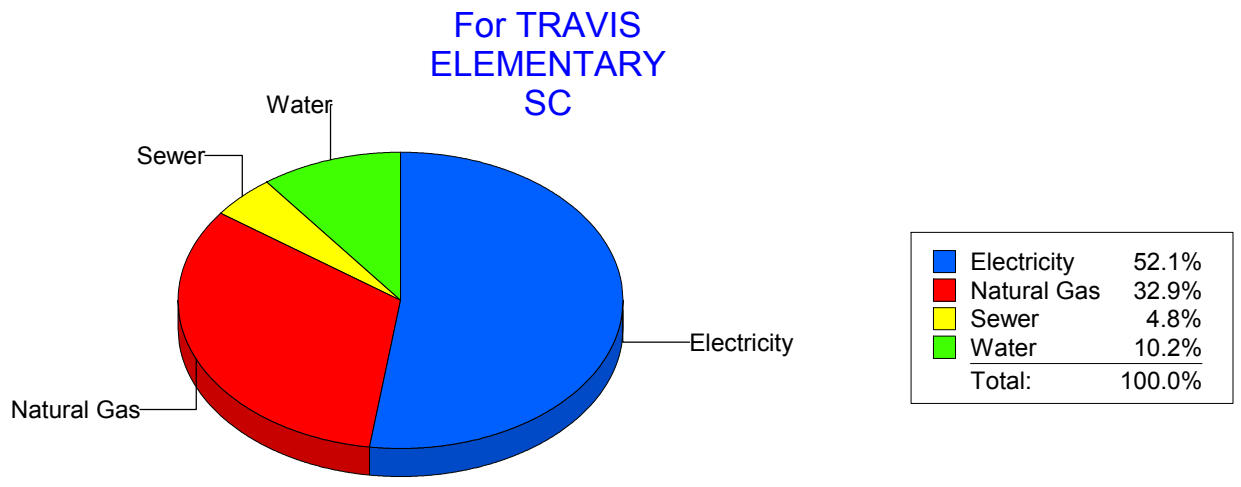
Energy CAP

Cost Avoidance Program

**Cost Summary Graph**

Grouped by Energy Type

| Energy Type  | Use    | Units | Meter Cost        | Special Charges | Total Cost        | Avg Unit Cost | % of Total Cost |
|--|--------|-------|-------------------|-----------------|-------------------|---------------|-----------------|
| <b>Site: TRAVIS ELEMENTARY SC - TRAVIS ELEMENTARY SC</b> |        |       |                   |                 |                   |               |                 |
| Electricity  | 25,203 | KWH   | \$2,533.20        | \$0.00          | \$2,533.20        | 0.1005        | 52.12%          |
| Natural Gas  | 2,881  | CCF   | \$1,598.72        | \$0.00          | \$1,598.72        | 0.5549        | 32.89%          |
| Water  | 157    | CCF   | \$495.70          | \$0.00          | \$495.70          | 3.1573        | 10.20%          |
| Sewer  | 90     | CCF   | \$232.97          | \$0.00          | \$232.97          | 2.5886        | 4.79%           |
| <b>Total Cost:</b>                                       |        |       | <b>\$4,860.59</b> | <b>\$0.00</b>   | <b>\$4,860.59</b> |               |                 |



*Filters: Cost Center Name Not Equal To DoNotReport; Billing Period Equal To 201302All Meter CodesAll Group Names*

**elpaso**

Energy CAP

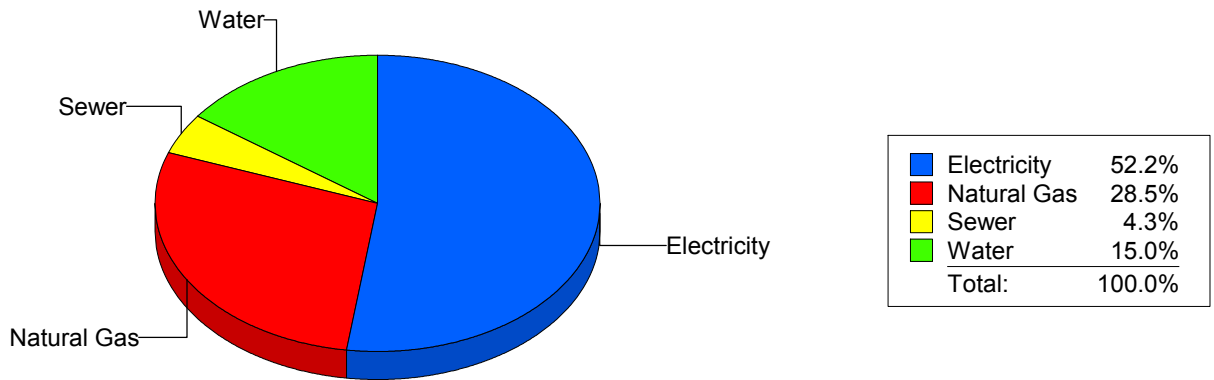
Cost Avoidance Program

**Cost Summary Graph**

Grouped by Energy Type

| Energy Type                                      | Use    | Units | Meter Cost        | Special Charges | Total Cost        | Avg Unit Cost | % of Total Cost |
|--|--------|-------|-------------------|-----------------|-------------------|---------------|-----------------|
| <b>Site: VILAS ELEMENTARY - VILAS ELEMENTARY</b> |        |       |                   |                 |                   |               |                 |
| Electricity                                      | 35,075 | KWH   | \$4,054.88        | \$0.00          | \$4,054.88        | 0.1156        | 52.16%          |
| Natural Gas                                      | 3,975  | CCF   | \$2,213.62        | \$0.00          | \$2,213.62        | 0.5569        | 28.47%          |
| Water  | 256    | CCF   | \$1,167.75        | \$0.00          | \$1,167.75        | 4.5615        | 15.02%          |
| Sewer  | 62     | CCF   | \$337.66          | \$0.00          | \$337.66          | 5.4461        | 4.34%           |
| <b>Total Cost:</b>                               |        |       | <b>\$7,773.91</b> | <b>\$0.00</b>   | <b>\$7,773.91</b> |               |                 |

For VILAS ELEMENTARY



*Filters: Cost Center Name Not Equal To DoNotReport; Billing Period Equal To 201302All Meter CodesAll Group Names*

**el paso**

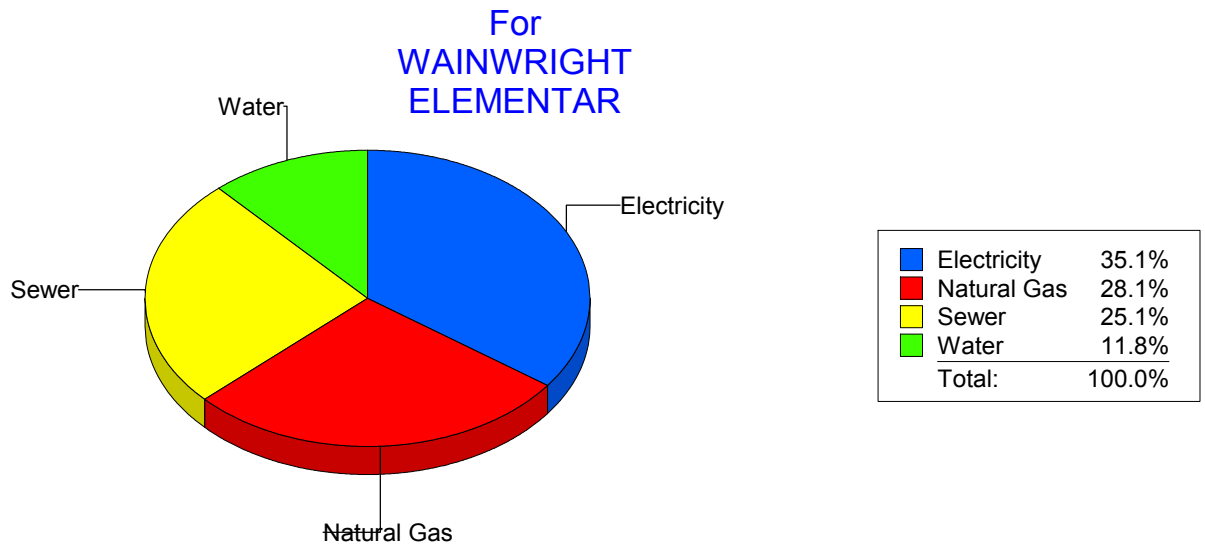
Energy CAP

Cost Avoidance Program

**Cost Summary Graph**

Grouped by Energy Type

| Energy Type  | Use   | Units | Meter Cost        | Special Charges | Total Cost        | Avg Unit Cost | % of Total Cost |
|--|-------|-------|-------------------|-----------------|-------------------|---------------|-----------------|
| <b>Site: WAINWRIGHT ELEMENTAR - WAINWRIGHT ELEMENTAR</b> |       |       |                   |                 |                   |               |                 |
| Electricity  | 9,867 | KWH   | \$963.85          | \$0.00          | \$963.85          | 0.0977        | 35.06%          |
| Natural Gas  | 1,325 | CCF   | \$772.05          | \$0.00          | \$772.05          | 0.5827        | 28.08%          |
| Water  | 69    | CCF   | \$324.54          | \$0.00          | \$324.54          | 4.7035        | 11.80%          |
| Sewer  | 428   | CCF   | \$688.90          | \$0.00          | \$688.90          | 1.6096        | 25.06%          |
| <b>Total Cost:</b>                                       |       |       | <b>\$2,749.34</b> | <b>\$0.00</b>   | <b>\$2,749.34</b> |               |                 |



*Filters: Cost Center Name Not Equal To DoNotReport; Billing Period Equal To 201302All Meter CodesAll Group Names*

**elpaso**

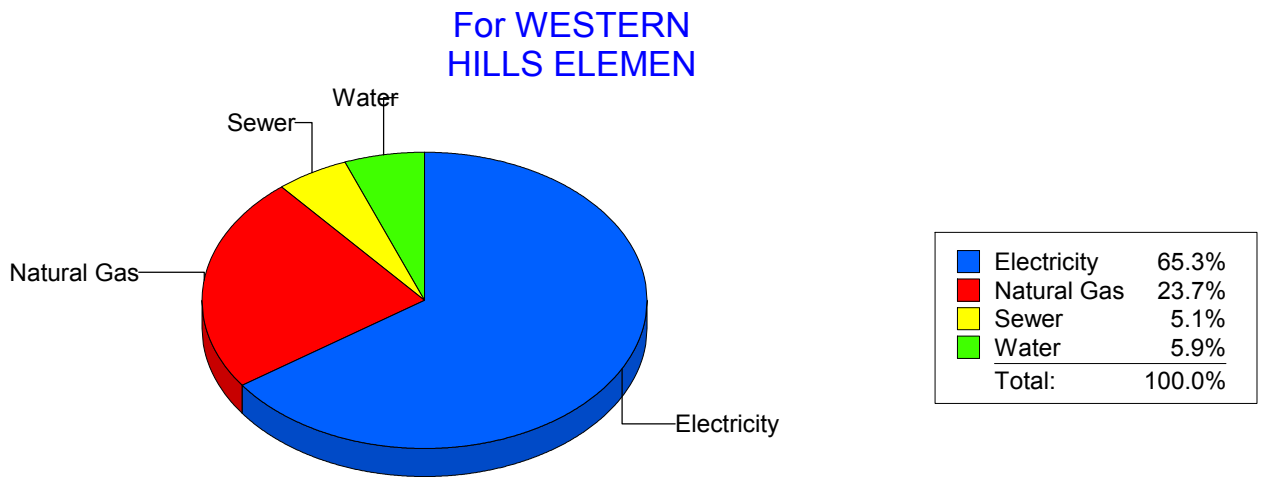
Energy CAP

Cost Avoidance Program

**Cost Summary Graph**

Grouped by Energy Type

| Energy Type  | Use    | Units | Meter Cost        | Special Charges | Total Cost        | Avg Unit Cost | % of Total Cost |
|--|--------|-------|-------------------|-----------------|-------------------|---------------|-----------------|
| <b>Site: WESTERN HILLS ELEMEN - WESTERN HILLS ELEMEN</b> |        |       |                   |                 |                   |               |                 |
| Electricity  | 42,960 | KWH   | \$4,284.49        | \$0.00          | \$4,284.49        | 0.0997        | 65.34%          |
| Natural Gas  | 2,872  | CCF   | \$1,552.16        | \$0.00          | \$1,552.16        | 0.5404        | 23.67%          |
| Water  | 116    | CCF   | \$388.33          | \$0.00          | \$388.33          | 3.3477        | 5.92%           |
| Sewer  | 87     | CCF   | \$332.28          | \$0.00          | \$332.28          | 3.8193        | 5.07%           |
| <b>Total Cost:</b>                                       |        |       | <b>\$6,557.26</b> | <b>\$0.00</b>   | <b>\$6,557.26</b> |               |                 |



*Filters: Cost Center Name Not Equal To DoNotReport; Billing Period Equal To 201302All Meter CodesAll Group Names*

**elpaso**

Energy CAP

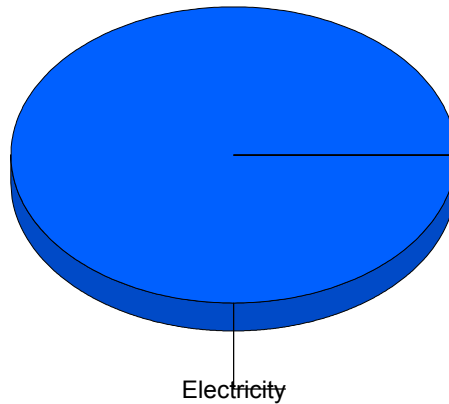
Cost Avoidance Program

**Cost Summary Graph**

Grouped by Energy Type

| Energy Type                                       | Use   | Units | Meter Cost      | Special Charges | Total Cost      | Avg Unit Cost | % of Total Cost |
|---|-------|-------|-----------------|-----------------|-----------------|---------------|-----------------|
| Site: WESTSIDE TRANSPORTAT - WESTSIDE TRANSPORTAT |       |       |                 |                 |                 |               |                 |
| Electricity                                       | 2,491 | KWH   | \$295.20        | \$0.00          | \$295.20        | 0.1185        | 100.00%         |
| <b>Total Cost:</b>                                |       |       | <b>\$295.20</b> | <b>\$0.00</b>   | <b>\$295.20</b> |               |                 |

For WESTSIDE TRANSPORTAT



|               |        |
|---------------|--------|
| ■ Electricity | 100.0% |
| Total:        | 100.0% |

*Filters: Cost Center Name Not Equal To DoNotReport; Billing Period Equal To 201302All Meter CodesAll Group Names*

**elpaso**

Energy CAP

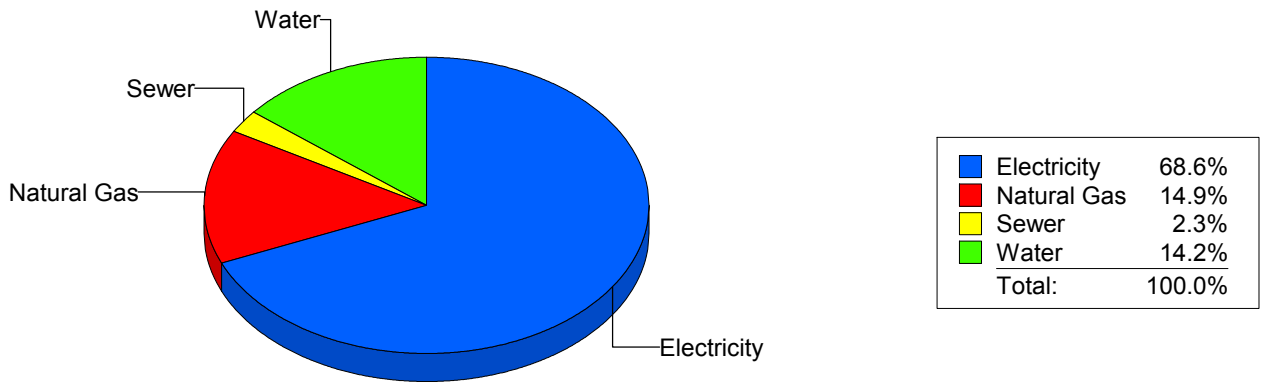
Cost Avoidance Program

**Cost Summary Graph**

Grouped by Energy Type

| Energy Type  | Use    | Units | Meter Cost         | Special Charges | Total Cost         | Avg Unit Cost | % of Total Cost |
|--|--------|-------|--------------------|-----------------|--------------------|---------------|-----------------|
| <b>Site: WHITAKER ELEMENTARY - WHITAKER ELEMENTARY</b> |        |       |                    |                 |                    |               |                 |
| Electricity  | 96,480 | KWH   | \$7,724.66         | \$0.00          | \$7,724.66         | 0.0801        | 68.59%          |
| Natural Gas  | 3,110  | CCF   | \$1,676.31         | \$0.00          | \$1,676.31         | 0.5390        | 14.88%          |
| Water  | 542    | CCF   | \$1,602.00         | \$0.00          | \$1,602.00         | 2.9557        | 14.22%          |
| Sewer  | 90     | CCF   | \$259.64           | \$0.00          | \$259.64           | 2.8849        | 2.31%           |
| <b>Total Cost:</b>                                     |        |       | <b>\$11,262.61</b> | <b>\$0.00</b>   | <b>\$11,262.61</b> |               |                 |

For WHITAKER ELEMENTARY



*Filters: Cost Center Name Not Equal To DoNotReport; Billing Period Equal To 201302All Meter CodesAll Group Names*

**elpaso**

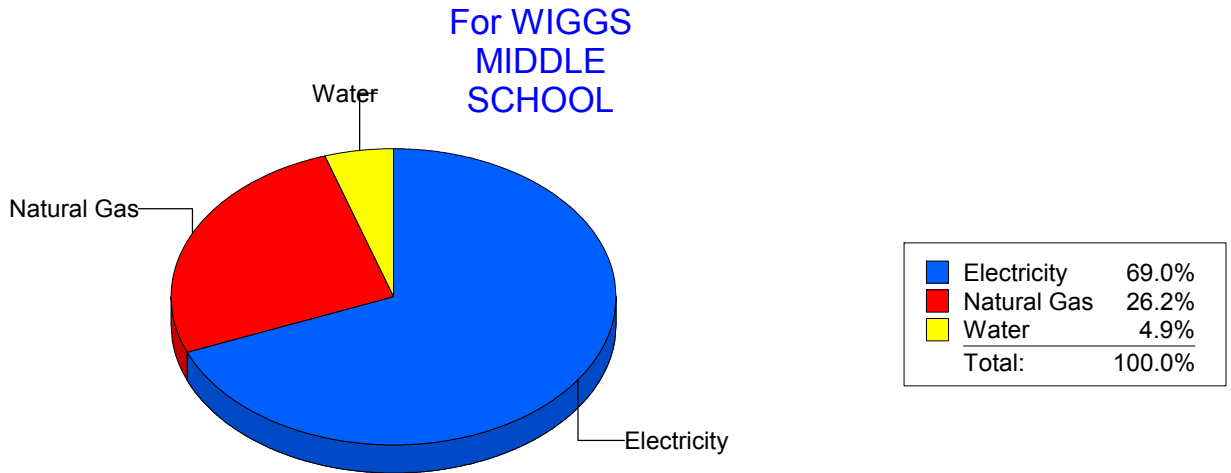
Energy CAP

Cost Avoidance Program

**Cost Summary Graph**

Grouped by Energy Type

| Energy Type  | Use    | Units | Meter Cost        | Special Charges | Total Cost        | Avg Unit Cost | % of Total Cost |
|--|--------|-------|-------------------|-----------------|-------------------|---------------|-----------------|
| <b>Site: WIGGS MIDDLE SCHOOL - WIGGS MIDDLE SCHOOL</b> |        |       |                   |                 |                   |               |                 |
| Electricity  | 58,660 | KWH   | \$5,615.51        | \$0.00          | \$5,615.51        | 0.0957        | 68.96%          |
| Natural Gas  | 2,990  | CCF   | \$2,130.56        | \$0.00          | \$2,130.56        | 0.7126        | 26.16%          |
| Water  | 89     | CCF   | \$397.27          | \$0.00          | \$397.27          | 4.4637        | 4.88%           |
| <b>Total Cost:</b>                                     |        |       | <b>\$8,143.34</b> | <b>\$0.00</b>   | <b>\$8,143.34</b> |               |                 |



*Filters: Cost Center Name Not Equal To DoNotReport; Billing Period Equal To 201302All Meter CodesAll Group Names*

**elpaso**

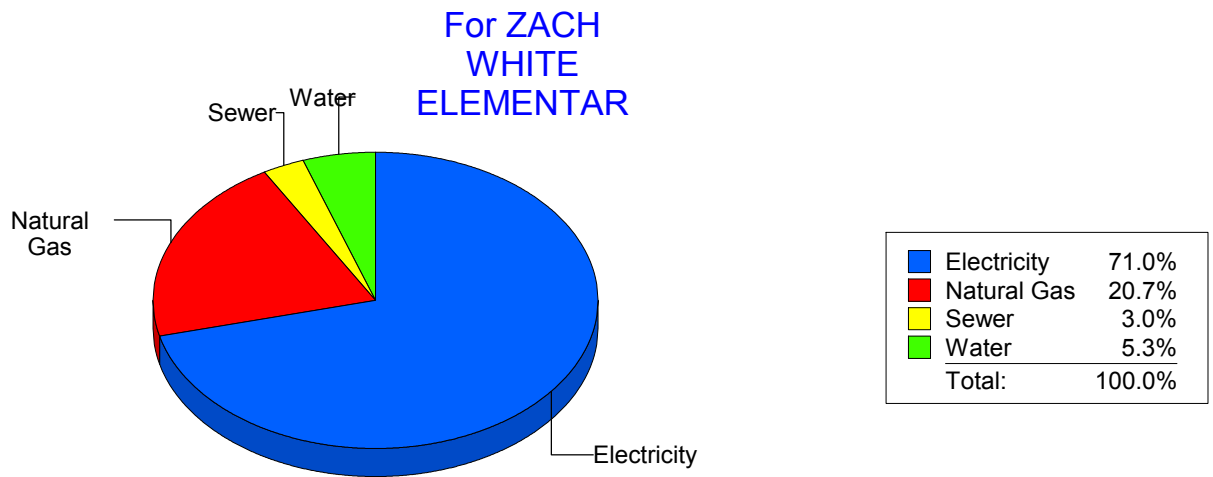
Energy CAP

Cost Avoidance Program

**Cost Summary Graph**

Grouped by Energy Type

| Energy Type  | Use    | Units | Meter Cost        | Special Charges | Total Cost        | Avg Unit Cost | % of Total Cost |
|--|--------|-------|-------------------|-----------------|-------------------|---------------|-----------------|
| <b>Site: ZACH WHITE ELEMENTAR - ZACH WHITE ELEMENTAR</b> |        |       |                   |                 |                   |               |                 |
| Electricity  | 51,900 | KWH   | \$5,535.56        | \$0.00          | \$5,535.56        | 0.1067        | 71.04%          |
| Natural Gas  | 2,909  | CCF   | \$1,611.96        | \$0.00          | \$1,611.96        | 0.5541        | 20.69%          |
| Water  | 112    | CCF   | \$413.04          | \$0.00          | \$413.04          | 3.6879        | 5.30%           |
| Sewer  | 79     | CCF   | \$231.71          | \$0.00          | \$231.71          | 2.9330        | 2.97%           |
| <b>Total Cost:</b>                                       |        |       | <b>\$7,792.27</b> | <b>\$0.00</b>   | <b>\$7,792.27</b> |               |                 |



*Filters: Cost Center Name Not Equal To DoNotReport; Billing Period Equal To 201302All Meter CodesAll Group Names*



**elpaso**

Energy CAP

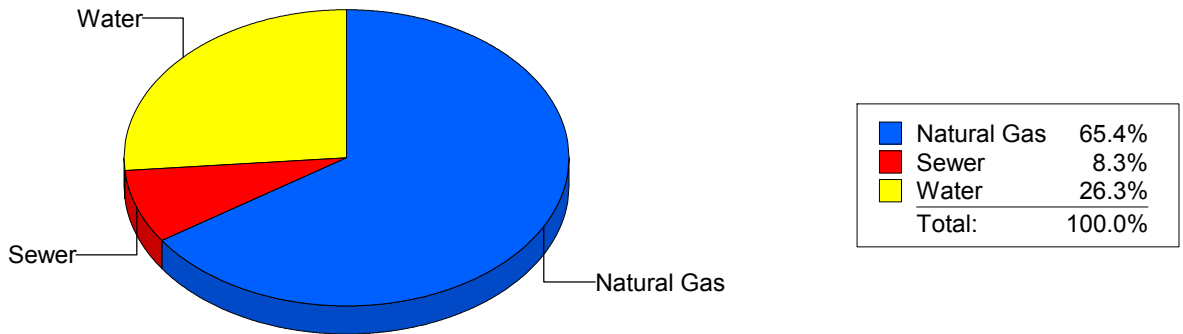
Cost Avoidance Program

**Cost Summary Graph**

Grouped by Energy Type

| Energy Type  | Use | Units     | Meter Cost        | Special Charges | Total Cost        | Avg Unit Cost | % of Total Cost |
|--|-----|-----------|-------------------|-----------------|-------------------|---------------|-----------------|
| <b>Site: ZAVALA ELEMENTARY SC - ZAVALA ELEMENTARY SC</b> |     |           |                   |                 |                   |               |                 |
| Natural Gas  |     | 1,827 CCF | \$1,002.09        | \$0.00          | \$1,002.09        | 0.5485        | 65.42%          |
| Water  |     | 96 CCF    | \$402.67          | \$0.00          | \$402.67          | 4.1945        | 26.29%          |
| Sewer  |     | 48 CCF    | \$126.99          | \$0.00          | \$126.99          | 2.6456        | 8.29%           |
| <b>Total Cost:</b>                                       |     |           | <b>\$1,531.75</b> | <b>\$0.00</b>   | <b>\$1,531.75</b> |               |                 |

For ZAVALA  
ELEMENTARY  
SC



*Filters: Cost Center Name Not Equal To DoNotReport; Billing Period Equal To 201302All Meter CodesAll Group Names*

**elpaso**

Energy CAP

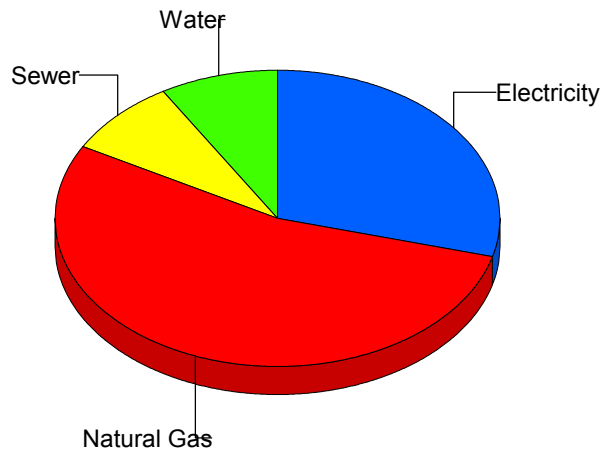
Cost Avoidance Program

**Cost Summary Graph**

Grouped by Energy Type

| Energy Type                                | Use | Units   | Meter Cost      | Special Charges | Total Cost      | Avg Unit Cost | % of Total Cost |
|--|-----|---------|-----------------|-----------------|-----------------|---------------|-----------------|
| <b>Site: ZUNI COTTAGES - ZUNI COTTAGES</b> |     |         |                 |                 |                 |               |                 |
| Electricity                                |     | 496 KWH | \$85.08         | \$0.00          | \$85.08         | 0.1715        | 29.03%          |
| Natural Gas                                |     | 170 CCF | \$158.22        | \$0.00          | \$158.22        | 0.9307        | 53.99%          |
| Water                                      |     | 2 CCF   | \$25.02         | \$0.00          | \$25.02         | 12.5100       | 8.54%           |
| Sewer                                      |     | 3 CCF   | \$24.75         | \$0.00          | \$24.75         | 8.2500        | 8.45%           |
| <b>Total Cost:</b>                         |     |         | <b>\$293.07</b> | <b>\$0.00</b>   | <b>\$293.07</b> |               |                 |

For ZUNI COTTAGES



|               |               |
|---------------|---------------|
| Electricity   | 29.0%         |
| Natural Gas   | 54.0%         |
| Sewer         | 8.4%          |
| Water         | 8.5%          |
| <b>Total:</b> | <b>100.0%</b> |

*Filters: Cost Center Name Not Equal To DoNotReport; Billing Period Equal To 201302All Meter CodesAll Group Names*

**elpaso**

Energy CAP

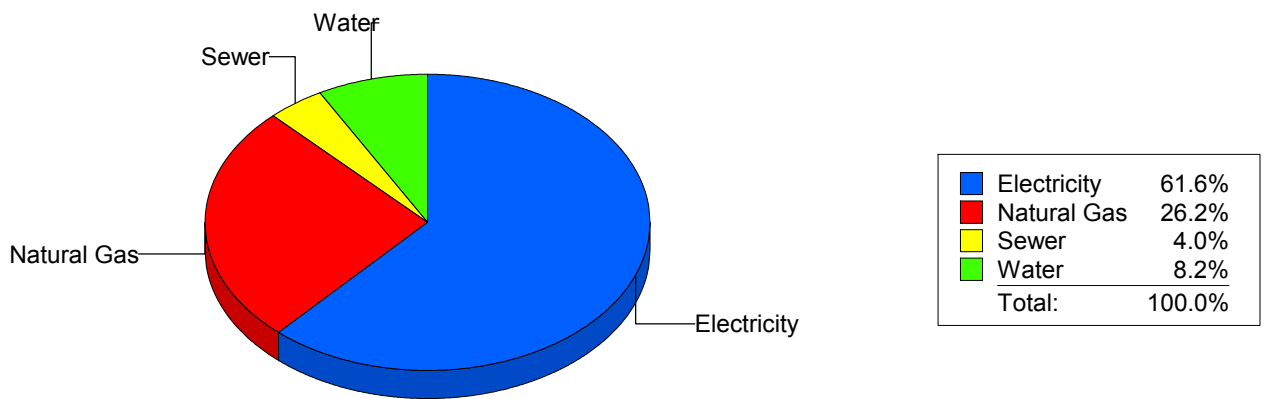
Cost Avoidance Program

**Cost Summary Graph**

Grouped by Energy Type

| Energy Type        | Use       | Units | Meter Cost          | Special Charges | Total Cost          | Avg Unit Cost | % of Total Cost |
|--------------------|-----------|-------|---------------------|-----------------|---------------------|---------------|-----------------|
| <b>All Sites</b>   |           |       |                     |                 |                     |               |                 |
| Electricity        | 6,371,846 | KWH   | \$595,920.39        | \$0.00          | \$595,920.39        | 0.0935        | 61.61%          |
| Natural Gas        | 468,485   | CCF   | \$253,808.98        | \$0.00          | \$253,808.98        | 0.5418        | 26.24%          |
| Water              | 28,094    | CCF   | \$78,986.21         | \$0.00          | \$78,986.21         | 2.8115        | 8.17%           |
| Sewer              | 16,437    | CCF   | \$38,496.74         | \$0.00          | \$38,496.74         | 2.3421        | 3.98%           |
| <b>Total Cost:</b> |           |       | <b>\$967,212.32</b> | <b>\$0.00</b>   | <b>\$967,212.32</b> |               |                 |

For All Sites



*Filters: Cost Center Name Not Equal To DoNotReport; Billing Period Equal To 201302All Meter CodesAll Group Names*