

elpaso

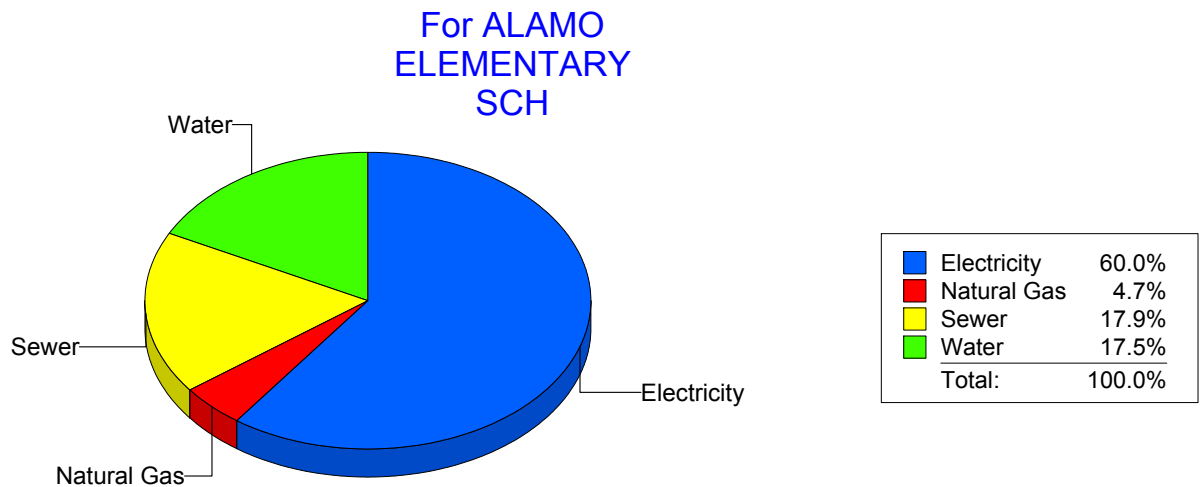
Energy CAP

Cost Avoidance Program

Cost Summary Graph

Grouped by Energy Type

| Energy Type | Use | Units | Meter Cost | Special Charges | Total Cost | Avg Unit Cost | % of Total Cost |
|---|-------|-------|------------|-----------------|------------|---------------|-----------------|
| Site: ALAMO ELEMENTARY SCH - ALAMO ELEMENTARY SCH | | | | | | | |
| Electricity | 2,750 | KWH | \$430.39 | \$0.00 | \$430.39 | 0.1565 | 60.00% |
| Natural Gas | 0 | CCF | \$33.38 | \$0.00 | \$33.38 | 0.0000 | 4.65% |
| Water | 0 | CCF | \$125.26 | \$0.00 | \$125.26 | 0.0000 | 17.46% |
| Sewer | 3 | CCF | \$128.29 | \$0.00 | \$128.29 | 42.7633 | 17.88% |
| Total Cost: | | | \$717.32 | \$0.00 | \$717.32 | | |



Filters: Cost Center Name Not One Of DoNotReport; Billing Period Equal To 200909

elpaso

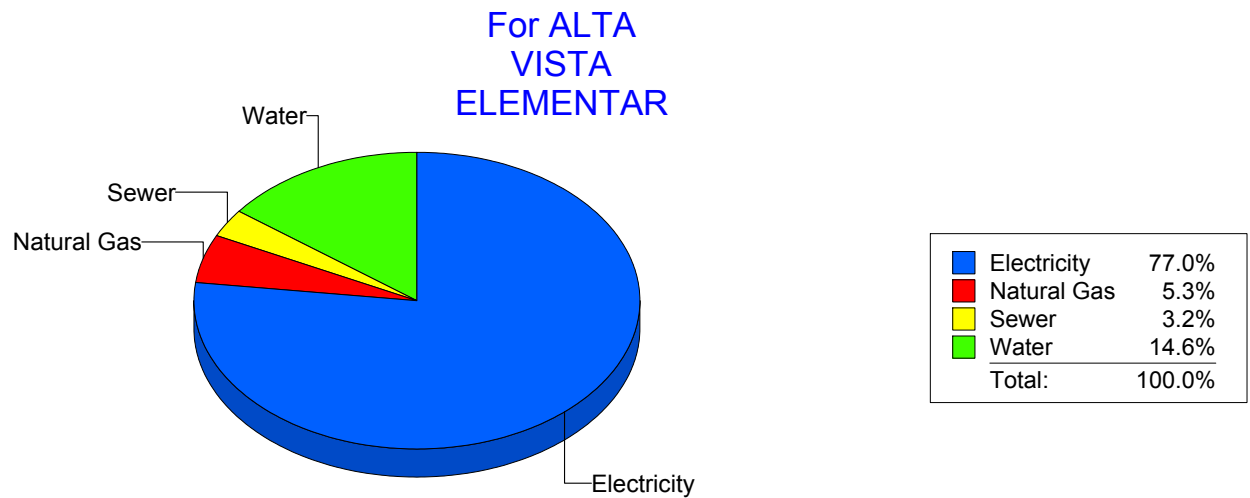
Energy CAP

Cost Avoidance Program

Cost Summary Graph

Grouped by Energy Type

| Energy Type | Use | Units | Meter Cost | Special Charges | Total Cost | Avg Unit Cost | % of Total Cost |
|---|--------|-------|------------|-----------------|------------|---------------|-----------------|
| Site: ALTA VISTA ELEMENTAR - ALTA VISTA ELEMENTAR | | | | | | | |
| Electricity | 33,900 | KWH | \$4,305.84 | \$0.00 | \$4,305.84 | 0.1270 | 76.96% |
| Natural Gas | 525 | CCF | \$295.25 | \$0.00 | \$295.25 | 0.5624 | 5.28% |
| Water | 292 | CCF | \$816.36 | \$0.00 | \$816.36 | 2.7958 | 14.59% |
| Sewer | 91 | CCF | \$177.81 | \$0.00 | \$177.81 | 1.9540 | 3.18% |
| Total Cost: | | | \$5,595.26 | \$0.00 | \$5,595.26 | | |



Filters: Cost Center Name Not One Of DoNotReport; Billing Period Equal To 200909

elpaso

Energy CAP

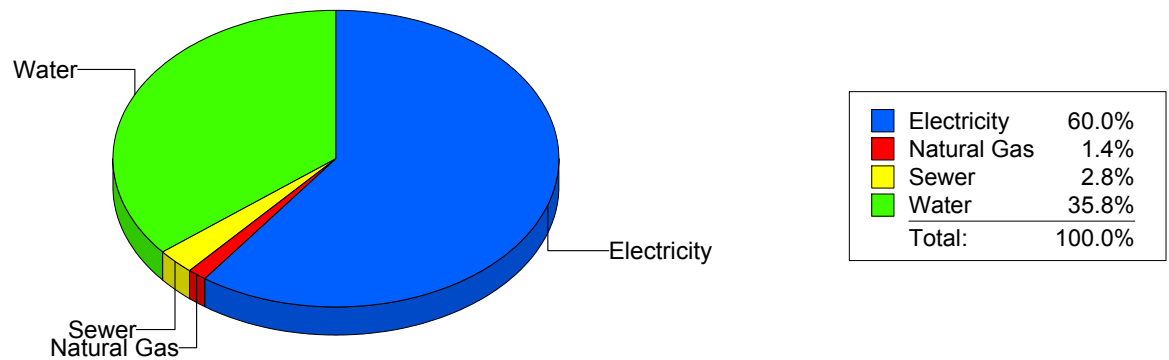
Cost Avoidance Program

Cost Summary Graph

Grouped by Energy Type

| Energy Type | Use | Units | Meter Cost | Special Charges | Total Cost | Avg Unit Cost | % of Total Cost |
|---|---------|-------|-------------|-----------------|-------------|---------------|-----------------|
| Site: ANDRESS HIGH SCHOOL - ANDRESS HIGH SCHOOL | | | | | | | |
| Electricity | 228,831 | KWH | \$22,833.39 | \$0.00 | \$22,833.39 | 0.0998 | 60.05% |
| Natural Gas | 965 | CCF | \$529.28 | \$0.00 | \$529.28 | 0.5485 | 1.39% |
| Water | 3,858 | CCF | \$13,607.25 | \$0.00 | \$13,607.25 | 3.5270 | 35.78% |
| Sewer | 724 | CCF | \$1,057.09 | \$0.00 | \$1,057.09 | 1.4601 | 2.78% |
| Total Cost: | | | \$38,027.01 | \$0.00 | \$38,027.01 | | |

For ANDRESS
HIGH SCHOOL



Filters: Cost Center Name Not One Of DoNotReport; Billing Period Equal To 200909

elpaso

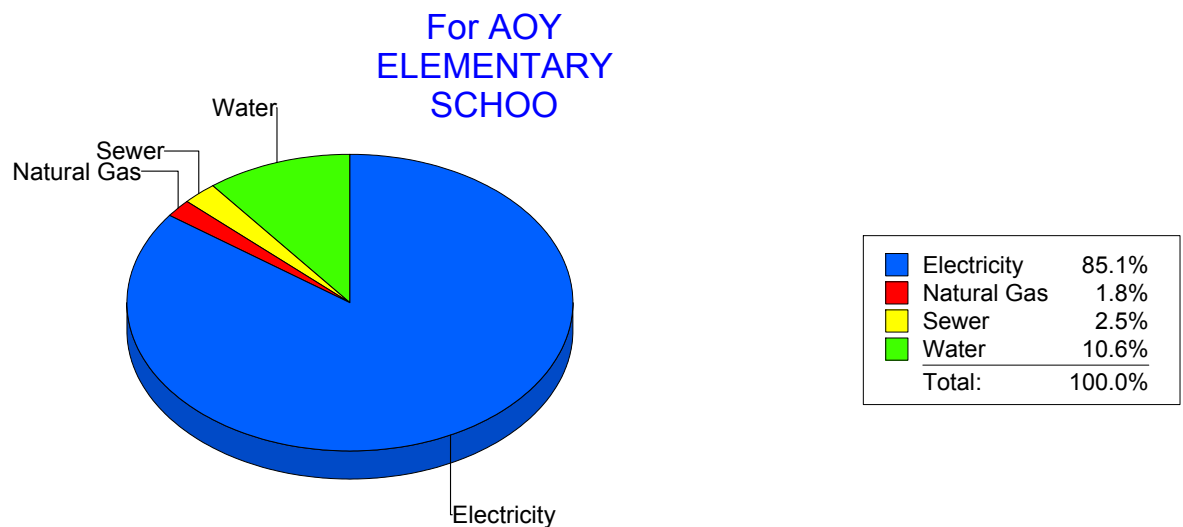
Energy CAP

Cost Avoidance Program

Cost Summary Graph

Grouped by Energy Type

| Energy Type | Use | Units | Meter Cost | Special Charges | Total Cost | Avg Unit Cost | % of Total Cost |
|---|---------|-------|-------------|-----------------|-------------|---------------|-----------------|
| Site: AOY ELEMENTARY SCHOO - AOY ELEMENTARY SCHOO | | | | | | | |
| Electricity | 105,355 | KWH | \$12,087.31 | \$0.00 | \$12,087.31 | 0.1147 | 85.10% |
| Natural Gas | 431 | CCF | \$256.51 | \$0.00 | \$256.51 | 0.5952 | 1.81% |
| Water | 229 | CCF | \$1,508.50 | \$0.00 | \$1,508.50 | 6.5873 | 10.62% |
| Sewer | 71 | CCF | \$351.60 | \$0.00 | \$351.60 | 4.9521 | 2.48% |
| Total Cost: | | | \$14,203.92 | \$0.00 | \$14,203.92 | | |



Filters: Cost Center Name Not One Of DoNotReport; Billing Period Equal To 200909

elpaso

Energy CAP

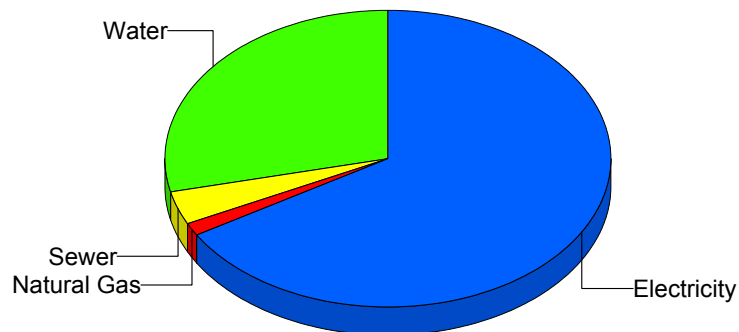
Cost Avoidance Program

Cost Summary Graph

Grouped by Energy Type

| Energy Type | Use | Units | Meter Cost | Special Charges | Total Cost | Avg Unit Cost | % of Total Cost |
|---|---------|-------|-------------|-----------------|-------------|---------------|-----------------|
| Site: AUSTIN HIGH SCHOOL - AUSTIN HIGH SCHOOL | | | | | | | |
| Electricity | 237,275 | KWH | \$24,578.10 | \$0.00 | \$24,578.10 | 0.1036 | 66.45% |
| Natural Gas | 852 | CCF | \$477.90 | \$0.00 | \$477.90 | 0.5609 | 1.29% |
| Water | 2,837 | CCF | \$10,613.79 | \$0.00 | \$10,613.79 | 3.7412 | 28.70% |
| Sewer | 557 | CCF | \$1,318.01 | \$0.00 | \$1,318.01 | 2.3663 | 3.56% |
| Total Cost: | | | \$36,987.80 | \$0.00 | \$36,987.80 | | |

For AUSTIN
HIGH SCHOOL



| | |
|-------------|--------|
| Electricity | 66.4% |
| Natural Gas | 1.3% |
| Sewer | 3.6% |
| Water | 28.7% |
| Total: | 100.0% |

Filters: Cost Center Name Not One Of DoNotReport; Billing Period Equal To 200909

elpaso

Energy CAP

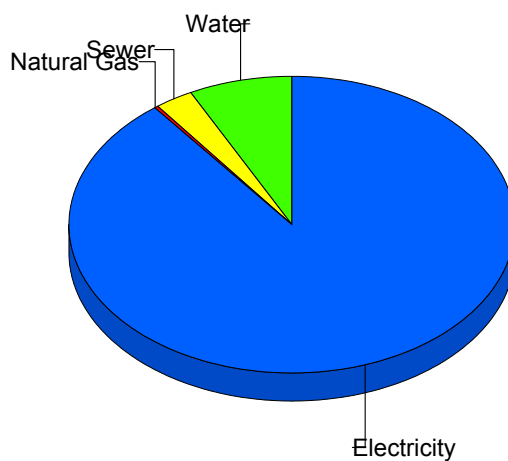
Cost Avoidance Program

Cost Summary Graph

Grouped by Energy Type

| Energy Type | Use | Units | Meter Cost | Special Charges | Total Cost | Avg Unit Cost | % of Total Cost |
|-----------------------|--------|-------|-------------|-----------------|-------------|---------------|-----------------|
| Site: BARRON - BARRON | | | | | | | |
| Electricity | 85,047 | KWH | \$10,065.23 | \$0.00 | \$10,065.23 | 0.1183 | 89.33% |
| Natural Gas | 7 | CCF | \$35.85 | \$0.00 | \$35.85 | 5.1214 | 0.32% |
| Water | 172 | CCF | \$834.43 | \$0.00 | \$834.43 | 4.8513 | 7.41% |
| Sewer | 76 | CCF | \$331.71 | \$0.00 | \$331.71 | 4.3646 | 2.94% |
| Total Cost: | | | \$11,267.22 | \$0.00 | \$11,267.22 | | |

For BARRON



| | |
|-------------|--------|
| Electricity | 89.3% |
| Natural Gas | 0.3% |
| Sewer | 2.9% |
| Water | 7.4% |
| Total: | 100.0% |

Filters: Cost Center Name Not One Of DoNotReport; Billing Period Equal To 200909

elpaso

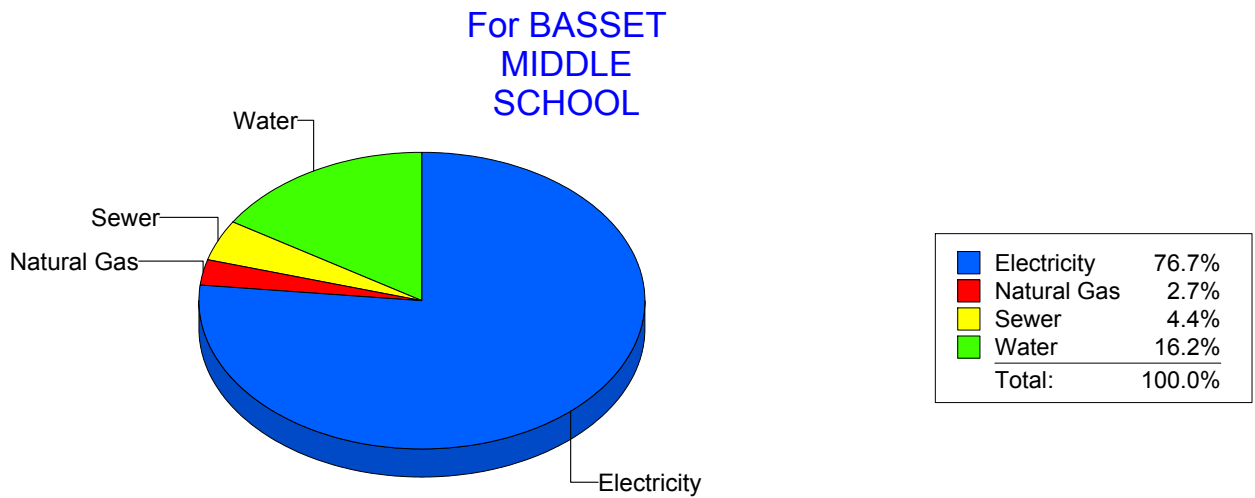
Energy CAP

Cost Avoidance Program

Cost Summary Graph

Grouped by Energy Type

| Energy Type | Use | Units | Meter Cost | Special Charges | Total Cost | Avg Unit Cost | % of Total Cost |
|---|--------|-------|-------------|-----------------|-------------|---------------|-----------------|
| Site: BASSET MIDDLE SCHOOL - BASSET MIDDLE SCHOOL | | | | | | | |
| Electricity | 72,230 | KWH | \$8,226.94 | \$0.00 | \$8,226.94 | 0.1139 | 76.74% |
| Natural Gas | 422 | CCF | \$285.00 | \$0.00 | \$285.00 | 0.6754 | 2.66% |
| Water | 769 | CCF | \$1,732.45 | \$0.00 | \$1,732.45 | 2.2529 | 16.16% |
| Sewer | 267 | CCF | \$476.70 | \$0.00 | \$476.70 | 1.7854 | 4.45% |
| Total Cost: | | | \$10,721.09 | \$0.00 | \$10,721.09 | | |



Filters: Cost Center Name Not One Of DoNotReport; Billing Period Equal To 200909

elpaso

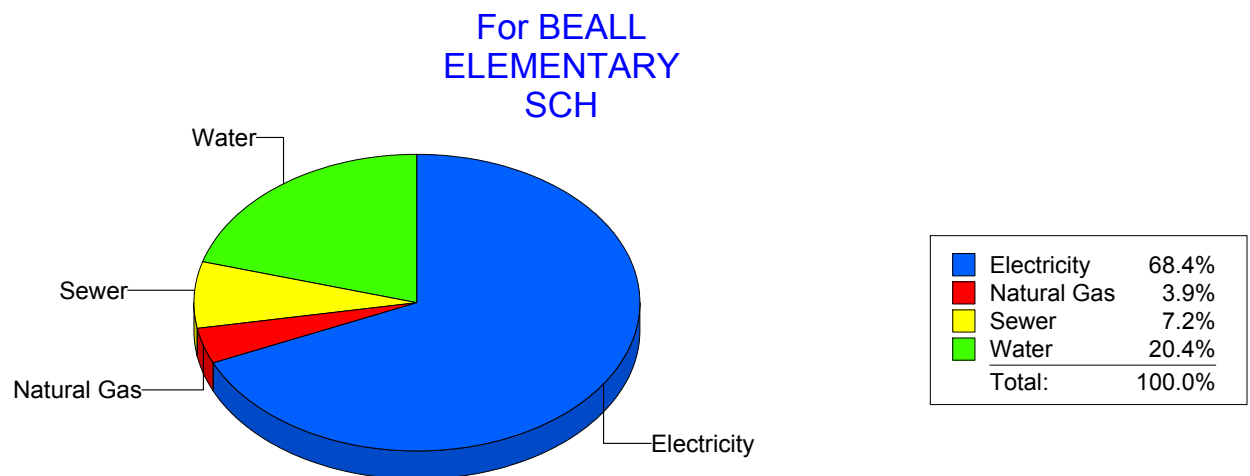
Energy CAP

Cost Avoidance Program

Cost Summary Graph

Grouped by Energy Type

| Energy Type | Use | Units | Meter Cost | Special Charges | Total Cost | Avg Unit Cost | % of Total Cost |
|---|--------|-------|------------|-----------------|------------|---------------|-----------------|
| Site: BEALL ELEMENTARY SCH - BEALL ELEMENTARY SCH | | | | | | | |
| Electricity | 28,480 | KWH | \$3,212.39 | \$0.00 | \$3,212.39 | 0.1128 | 68.40% |
| Natural Gas | 349 | CCF | \$184.86 | \$0.00 | \$184.86 | 0.5297 | 3.94% |
| Water | 398 | CCF | \$959.69 | \$0.00 | \$959.69 | 2.4113 | 20.43% |
| Sewer | 159 | CCF | \$339.54 | \$0.00 | \$339.54 | 2.1355 | 7.23% |
| Total Cost: | | | \$4,696.48 | \$0.00 | \$4,696.48 | | |



Filters: Cost Center Name Not One Of DoNotReport; Billing Period Equal To 200909

elpaso

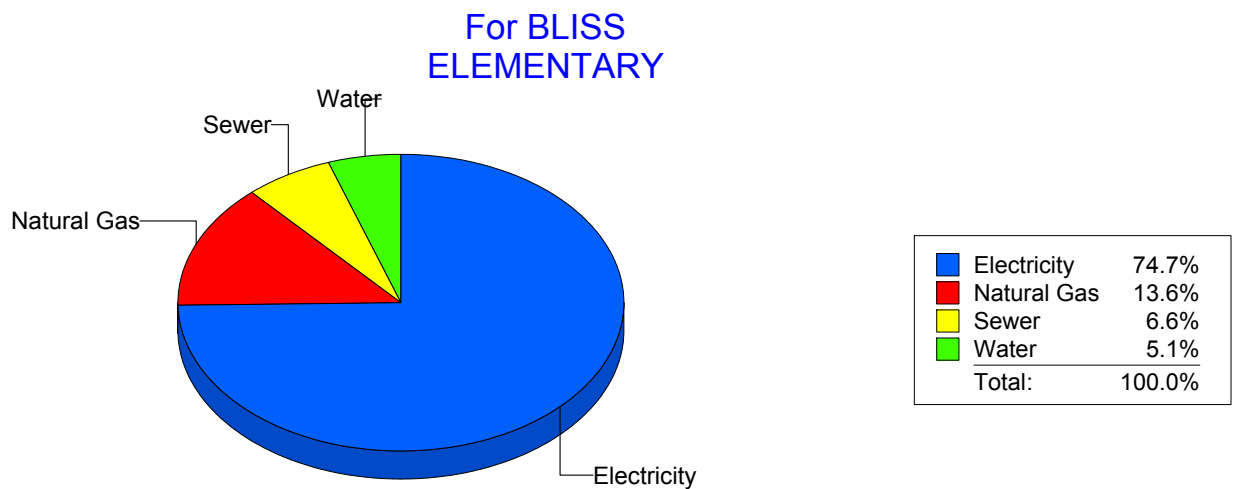
Energy CAP

Cost Avoidance Program

Cost Summary Graph

Grouped by Energy Type

| Energy Type | Use | Units | Meter Cost | Special Charges | Total Cost | Avg Unit Cost | % of Total Cost |
|---|--------|-------|------------|-----------------|------------|---------------|-----------------|
| Site: BLISS ELEMENTARY - BLISS ELEMENTARY | | | | | | | |
| Electricity | 27,000 | KWH | \$3,176.04 | \$0.00 | \$3,176.04 | 0.1176 | 74.69% |
| Natural Gas | 37 | CCF | \$577.83 | \$0.00 | \$577.83 | 15.6170 | 13.59% |
| Water | 341 | CCF | \$218.64 | \$0.00 | \$218.64 | 0.6412 | 5.14% |
| Sewer | 112 | CCF | \$279.85 | \$0.00 | \$279.85 | 2.4987 | 6.58% |
| Total Cost: | | | \$4,252.36 | \$0.00 | \$4,252.36 | | |



Filters: Cost Center Name Not One Of DoNotReport; Billing Period Equal To 200909

elpaso

Energy CAP

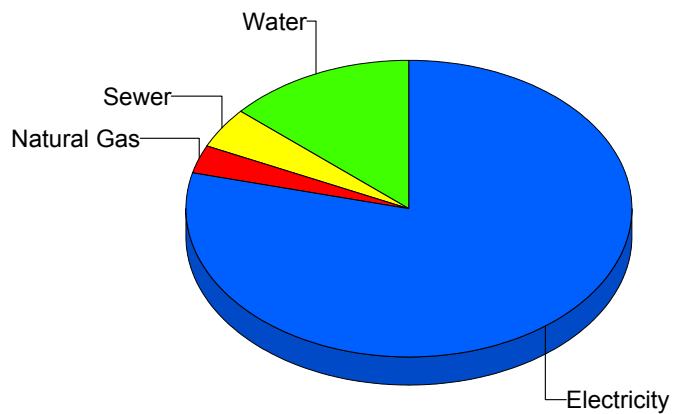
Cost Avoidance Program

Cost Summary Graph

Grouped by Energy Type

| Energy Type | Use | Units | Meter Cost | Special Charges | Total Cost | Avg Unit Cost | % of Total Cost |
|------------------------------|--------|-------|------------|-----------------|------------|---------------|-----------------|
| Site: BOND - BOND ELEMENTARY | | | | | | | |
| Electricity | 46,331 | KWH | \$6,892.64 | \$0.00 | \$6,892.64 | 0.1488 | 79.02% |
| Natural Gas | 446 | CCF | \$263.52 | \$0.00 | \$263.52 | 0.5909 | 3.02% |
| Water | 491 | CCF | \$1,193.99 | \$0.00 | \$1,193.99 | 2.4318 | 13.69% |
| Sewer | 185 | CCF | \$372.56 | \$0.00 | \$372.56 | 2.0138 | 4.27% |
| Total Cost: | | | \$8,722.71 | \$0.00 | \$8,722.71 | | |

For BOND
ELEMENTARY



| | |
|-------------|--------|
| Electricity | 79.0% |
| Natural Gas | 3.0% |
| Sewer | 4.3% |
| Water | 13.7% |
| Total: | 100.0% |

Filters: Cost Center Name Not One Of DoNotReport; Billing Period Equal To 200909

elpaso

Energy CAP

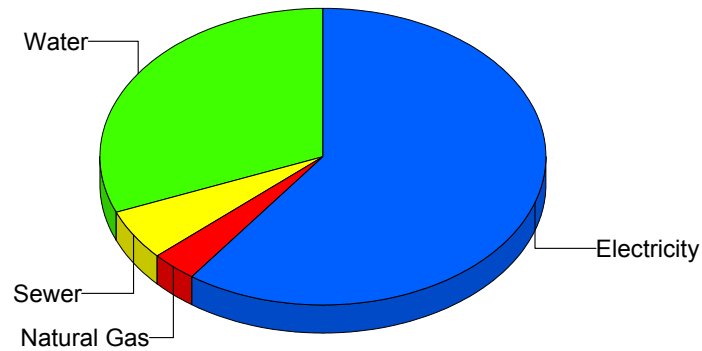
Cost Avoidance Program

Cost Summary Graph

Grouped by Energy Type

| Energy Type | Use | Units | Meter Cost | Special Charges | Total Cost | Avg Unit Cost | % of Total Cost |
|---|--------|-------|------------|-----------------|------------|---------------|-----------------|
| Site: BONHAM ELEMENTARY SC - BONHAM ELEMENTARY SC | | | | | | | |
| Electricity | 22,283 | KWH | \$3,250.14 | \$0.00 | \$3,250.14 | 0.1459 | 59.99% |
| Natural Gas | 284 | CCF | \$186.87 | \$0.00 | \$186.87 | 0.6580 | 3.45% |
| Water | 527 | CCF | \$1,685.29 | \$0.00 | \$1,685.29 | 3.1979 | 31.10% |
| Sewer | 206 | CCF | \$295.82 | \$0.00 | \$295.82 | 1.4360 | 5.46% |
| Total Cost: | | | \$5,418.12 | \$0.00 | \$5,418.12 | | |

For BONHAM
ELEMENTARY
SC



| | |
|-------------|--------|
| Electricity | 60.0% |
| Natural Gas | 3.4% |
| Sewer | 5.5% |
| Water | 31.1% |
| Total: | 100.0% |

Filters: Cost Center Name Not One Of DoNotReport; Billing Period Equal To 200909

elpaso

Energy CAP

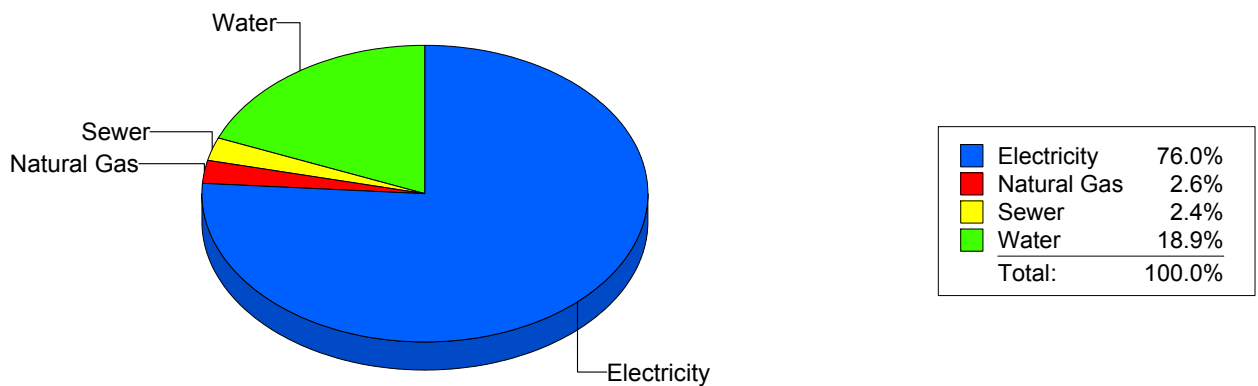
Cost Avoidance Program

Cost Summary Graph

Grouped by Energy Type

| Energy Type | Use | Units | Meter Cost | Special Charges | Total Cost | Avg Unit Cost | % of Total Cost |
|---|---------|-------|-------------|-----------------|-------------|---------------|-----------------|
| Site: BOWIE HIGH SCHOOL - BOWIE HIGH SCHOOL | | | | | | | |
| Electricity | 335,184 | KWH | \$33,645.69 | \$0.00 | \$33,645.69 | 0.1004 | 76.01% |
| Natural Gas | 2,449 | CCF | \$1,158.65 | \$0.00 | \$1,158.65 | 0.4731 | 2.62% |
| Water | 5,747 | CCF | \$8,381.38 | \$0.00 | \$8,381.38 | 1.4584 | 18.94% |
| Sewer | 524 | CCF | \$1,077.28 | \$0.00 | \$1,077.28 | 2.0559 | 2.43% |
| Total Cost: | | | \$44,263.00 | \$0.00 | \$44,263.00 | | |

For BOWIE
HIGH SCHOOL



Filters: Cost Center Name Not One Of DoNotReport; Billing Period Equal To 200909

elpaso

Energy CAP

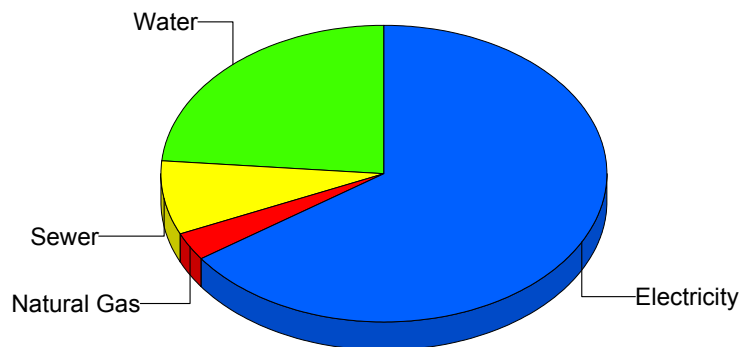
Cost Avoidance Program

Cost Summary Graph

Grouped by Energy Type

| Energy Type | Use | Units | Meter Cost | Special Charges | Total Cost | Avg Unit Cost | % of Total Cost |
|---|--------|-------|------------|-----------------|------------|---------------|-----------------|
| Site: BRADLEY ELEMENTARY - BRADLEY ELEMENTARY | | | | | | | |
| Electricity | 29,700 | KWH | \$3,463.31 | \$0.00 | \$3,463.31 | 0.1166 | 65.23% |
| Natural Gas | 307 | CCF | \$165.25 | \$0.00 | \$165.25 | 0.5383 | 3.11% |
| Water | 468 | CCF | \$1,258.24 | \$0.00 | \$1,258.24 | 2.6885 | 23.70% |
| Sewer | 166 | CCF | \$422.77 | \$0.00 | \$422.77 | 2.5468 | 7.96% |
| Total Cost: | | | \$5,309.57 | \$0.00 | \$5,309.57 | | |

For BRADLEY
ELEMENTARY



| | |
|-------------|--------|
| Electricity | 65.2% |
| Natural Gas | 3.1% |
| Sewer | 8.0% |
| Water | 23.7% |
| Total: | 100.0% |

Filters: Cost Center Name Not One Of DoNotReport; Billing Period Equal To 200909

elpaso

Energy CAP

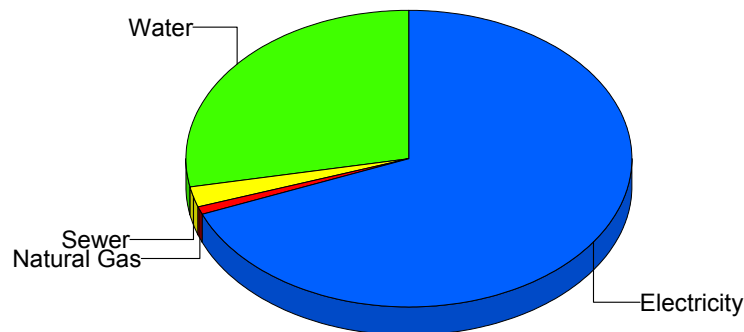
Cost Avoidance Program

Cost Summary Graph

Grouped by Energy Type

| Energy Type | Use | Units | Meter Cost | Special Charges | Total Cost | Avg Unit Cost | % of Total Cost |
|---|---------|-------|-------------|-----------------|-------------|---------------|-----------------|
| Site: BROWN MIDDLE SCHOOL - BROWN MIDDLE SCHOOL | | | | | | | |
| Electricity | 135,800 | KWH | \$13,429.43 | \$0.00 | \$13,429.43 | 0.0989 | 68.94% |
| Natural Gas | 289 | CCF | \$156.86 | \$0.00 | \$156.86 | 0.5428 | 0.81% |
| Water | 1,379 | CCF | \$5,453.97 | \$0.00 | \$5,453.97 | 3.9550 | 28.00% |
| Sewer | 203 | CCF | \$440.55 | \$0.00 | \$440.55 | 2.1702 | 2.26% |
| Total Cost: | | | \$19,480.81 | \$0.00 | \$19,480.81 | | |

For BROWN
MIDDLE
SCHOOL



| | |
|-------------|--------|
| Electricity | 68.9% |
| Natural Gas | 0.8% |
| Sewer | 2.3% |
| Water | 28.0% |
| Total: | 100.0% |

Filters: Cost Center Name Not One Of DoNotReport; Billing Period Equal To 200909

elpaso

Energy CAP

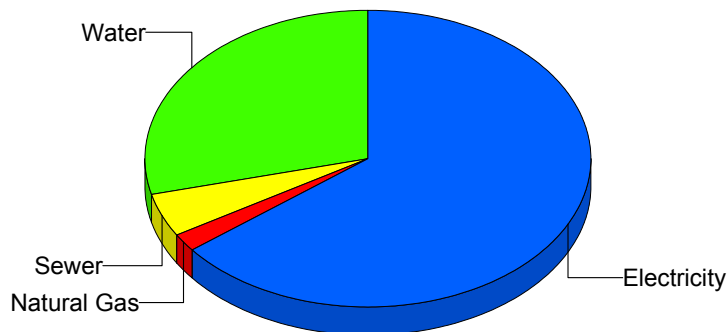
Cost Avoidance Program

Cost Summary Graph

Grouped by Energy Type

| Energy Type | Use | Units | Meter Cost | Special Charges | Total Cost | Avg Unit Cost | % of Total Cost |
|---|---------|-------|-------------|-----------------|-------------|---------------|-----------------|
| Site: BURGESS HIGH SCHOOL - BURGESS HIGH SCHOOL | | | | | | | |
| Electricity | 136,445 | KWH | \$16,009.19 | \$0.00 | \$16,009.19 | 0.1173 | 64.54% |
| Natural Gas | 937 | CCF | \$480.96 | \$0.00 | \$480.96 | 0.5133 | 1.94% |
| Water | 2,513 | CCF | \$7,193.92 | \$0.00 | \$7,193.92 | 2.8627 | 29.00% |
| Sewer | 716 | CCF | \$1,121.27 | \$0.00 | \$1,121.27 | 1.5660 | 4.52% |
| Total Cost: | | | \$24,805.34 | \$0.00 | \$24,805.34 | | |

For BURGESS
HIGH SCHOOL



| | |
|-------------|--------|
| Electricity | 64.5% |
| Natural Gas | 1.9% |
| Sewer | 4.5% |
| Water | 29.0% |
| Total: | 100.0% |

Filters: Cost Center Name Not One Of DoNotReport; Billing Period Equal To 200909

elpaso

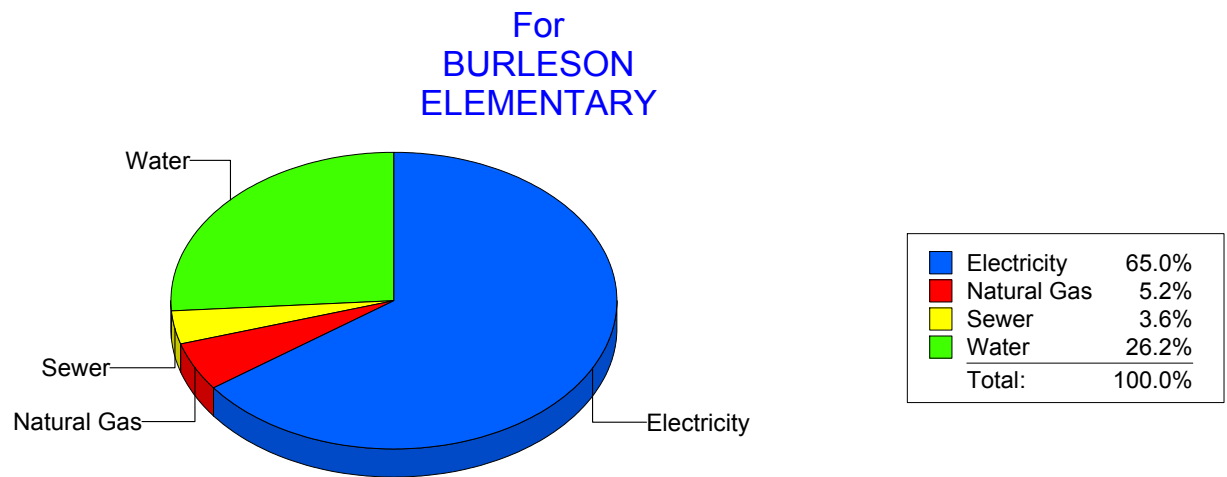
Energy CAP

Cost Avoidance Program

Cost Summary Graph

Grouped by Energy Type

| Energy Type | Use | Units | Meter Cost | Special Charges | Total Cost | Avg Unit Cost | % of Total Cost |
|---|--------|-------|------------|-----------------|------------|---------------|-----------------|
| Site: BURLESON ELEMENTARY - BURLESON ELEMENTARY | | | | | | | |
| Electricity | 31,840 | KWH | \$3,670.81 | \$0.00 | \$3,670.81 | 0.1153 | 64.99% |
| Natural Gas | 371 | CCF | \$291.28 | \$0.00 | \$291.28 | 0.7851 | 5.16% |
| Water | 459 | CCF | \$1,480.52 | \$0.00 | \$1,480.52 | 3.2255 | 26.21% |
| Sewer | 64 | CCF | \$205.76 | \$0.00 | \$205.76 | 3.2150 | 3.64% |
| Total Cost: | | | \$5,648.37 | \$0.00 | \$5,648.37 | | |



Filters: Cost Center Name Not One Of DoNotReport; Billing Period Equal To 200909

el Paso

Energy CAP

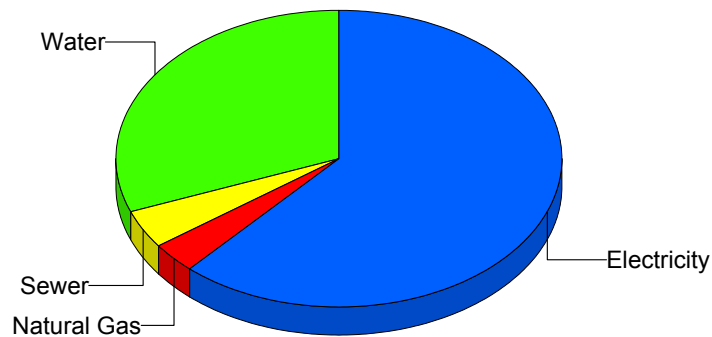
Cost Avoidance Program

Cost Summary Graph

Grouped by Energy Type

| Energy Type | Use | Units | Meter Cost | Special Charges | Total Cost | Avg Unit Cost | % of Total Cost |
|---|--------|-------|------------|-----------------|------------|---------------|-----------------|
| Site: BURNET ELEMENTARY - BURNET ELEMENTARY | | | | | | | |
| Electricity | 20,494 | KWH | \$3,153.31 | \$0.00 | \$3,153.31 | 0.1539 | 61.53% |
| Natural Gas | 263 | CCF | \$176.72 | \$0.00 | \$176.72 | 0.6722 | 3.45% |
| Water | 490 | CCF | \$1,582.62 | \$0.00 | \$1,582.62 | 3.2298 | 30.88% |
| Sewer | 118 | CCF | \$212.10 | \$0.00 | \$212.10 | 1.7975 | 4.14% |
| Total Cost: | | | \$5,124.75 | \$0.00 | \$5,124.75 | | |

For BURNET
ELEMENTARY



| | |
|-------------|--------|
| Electricity | 61.5% |
| Natural Gas | 3.4% |
| Sewer | 4.1% |
| Water | 30.9% |
| Total: | 100.0% |

Filters: Cost Center Name Not One Of DoNotReport; Billing Period Equal To 200909

elpaso

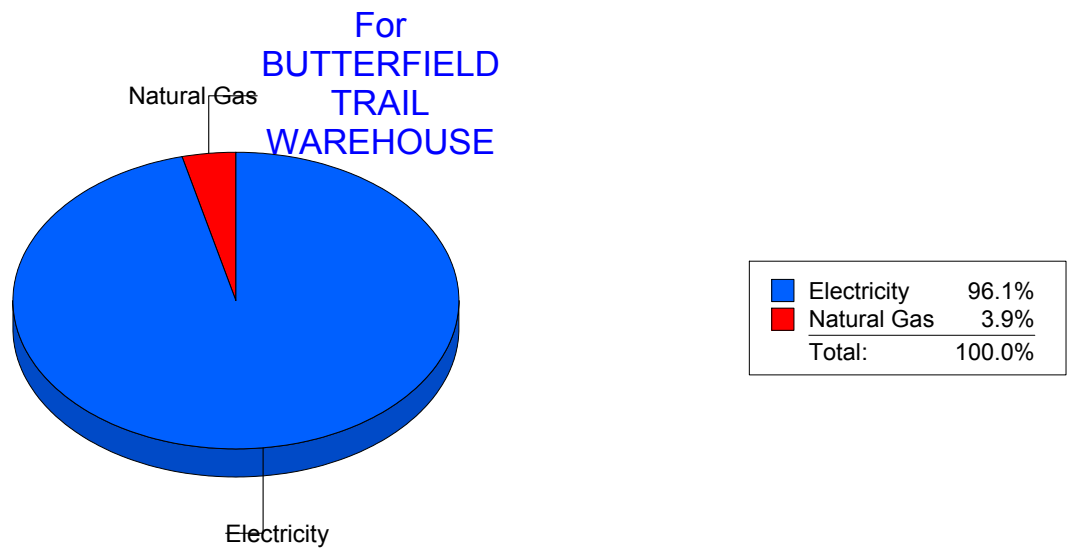
Energy CAP

Cost Avoidance Program

Cost Summary Graph

Grouped by Energy Type

| Energy Type | Use | Units | Meter Cost | Special Charges | Total Cost | Avg Unit Cost | % of Total Cost |
|---|-------|-------|------------|-----------------|------------|---------------|-----------------|
| Site: BUTTERFIELDTRAILWAREHOUSE - BUTTERFIELD TRAIL WAREHOUSE | | | | | | | |
| Electricity | 7,200 | KWH | \$1,005.93 | \$0.00 | \$1,005.93 | 0.1397 | 96.10% |
| Natural Gas | 21 | CCF | \$40.79 | \$0.00 | \$40.79 | 1.9424 | 3.90% |
| Total Cost: | | | \$1,046.72 | \$0.00 | \$1,046.72 | | |



Filters: Cost Center Name Not One Of DoNotReport; Billing Period Equal To 200909

elpaso

Energy CAP

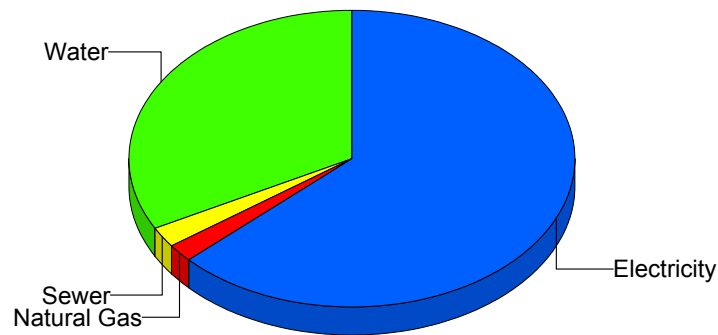
Cost Avoidance Program

Cost Summary Graph

Grouped by Energy Type

| Energy Type | Use | Units | Meter Cost | Special Charges | Total Cost | Avg Unit Cost | % of Total Cost |
|---|--------|-------|-------------|-----------------|-------------|---------------|-----------------|
| Site: CANYON HILLS MIDDLE - CANYON HILLS MIDDLE | | | | | | | |
| Electricity | 71,208 | KWH | \$9,401.79 | \$0.00 | \$9,401.79 | 0.1320 | 63.07% |
| Natural Gas | 527 | CCF | \$300.77 | \$0.00 | \$300.77 | 0.5707 | 2.02% |
| Water | 1,101 | CCF | \$4,873.84 | \$0.00 | \$4,873.84 | 4.4267 | 32.70% |
| Sewer | 93 | CCF | \$330.06 | \$0.00 | \$330.06 | 3.5490 | 2.21% |
| Total Cost: | | | \$14,906.46 | \$0.00 | \$14,906.46 | | |

For CANYON
HILLS MIDDLE



| | |
|-------------|--------|
| Electricity | 63.1% |
| Natural Gas | 2.0% |
| Sewer | 2.2% |
| Water | 32.7% |
| Total: | 100.0% |

Filters: Cost Center Name Not One Of DoNotReport; Billing Period Equal To 200909

elpaso

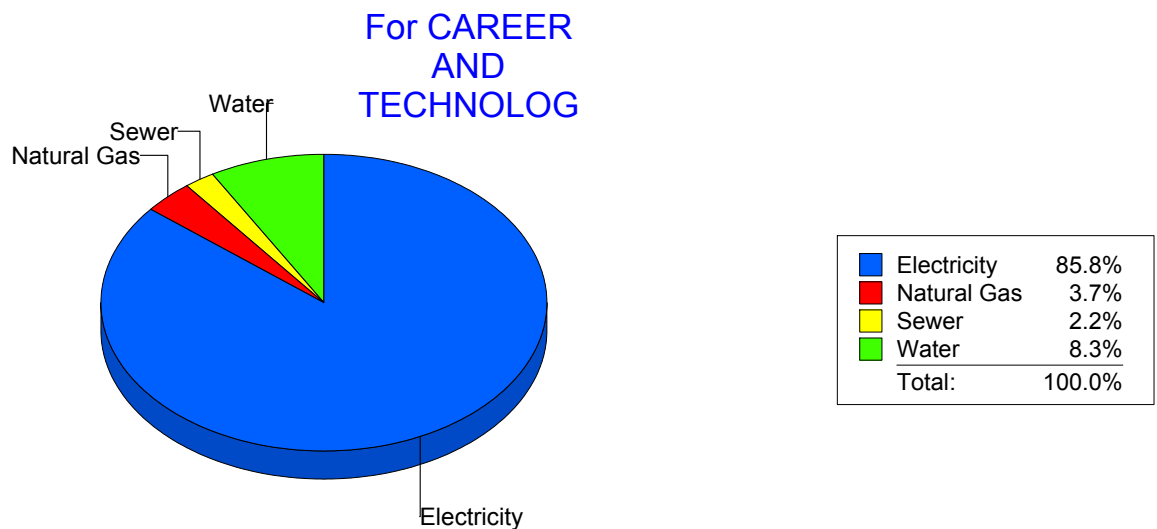
Energy CAP

Cost Avoidance Program

Cost Summary Graph

Grouped by Energy Type

| Energy Type | Use | Units | Meter Cost | Special Charges | Total Cost | Avg Unit Cost | % of Total Cost |
|---|---------|-------|-------------|-----------------|-------------|---------------|-----------------|
| Site: CAREER AND TECHNOLOG - CAREER AND TECHNOLOG | | | | | | | |
| Electricity | 144,884 | KWH | \$14,260.84 | \$0.00 | \$14,260.84 | 0.0984 | 85.78% |
| Natural Gas | 1,323 | CCF | \$622.68 | \$0.00 | \$622.68 | 0.4707 | 3.75% |
| Water | 418 | CCF | \$1,380.25 | \$0.00 | \$1,380.25 | 3.3020 | 8.30% |
| Sewer | 137 | CCF | \$361.08 | \$0.00 | \$361.08 | 2.6356 | 2.17% |
| Total Cost: | | | \$16,624.85 | \$0.00 | \$16,624.85 | | |



Filters: Cost Center Name Not One Of DoNotReport; Billing Period Equal To 200909

elpaso

Energy CAP

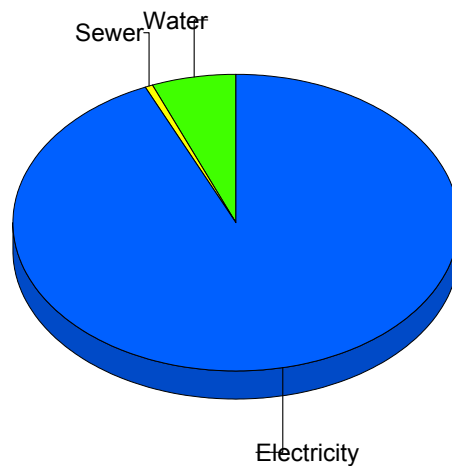
Cost Avoidance Program

Cost Summary Graph

Grouped by Energy Type

| Energy Type | Use | Units | Meter Cost | Special Charges | Total Cost | Avg Unit Cost | % of Total Cost |
|---|---------|-------|-------------|-----------------|-------------|---------------|-----------------|
| Site: CHAPIN HIGH SCHOOL - CHAPIN HIGH SCHOOL | | | | | | | |
| Electricity | 326,285 | KWH | \$30,980.78 | \$0.00 | \$30,980.78 | 0.0950 | 93.25% |
| Natural Gas | 0 | CCF | \$0.00 | \$0.00 | \$0.00 | 0.0000 | 0.00% |
| Water | 603 | CCF | \$1,994.99 | \$0.00 | \$1,994.99 | 3.3084 | 6.00% |
| Sewer | 108 | CCF | \$246.70 | \$0.00 | \$246.70 | 2.2843 | 0.74% |
| Total Cost: | | | \$33,222.47 | \$0.00 | \$33,222.47 | | |

For CHAPIN
HIGH SCHOOL



| | |
|-------------|--------|
| Electricity | 93.3% |
| Natural Gas | 0.0% |
| Sewer | 0.7% |
| Water | 6.0% |
| Total: | 100.0% |

Filters: Cost Center Name Not One Of DoNotReport; Billing Period Equal To 200909

elpaso

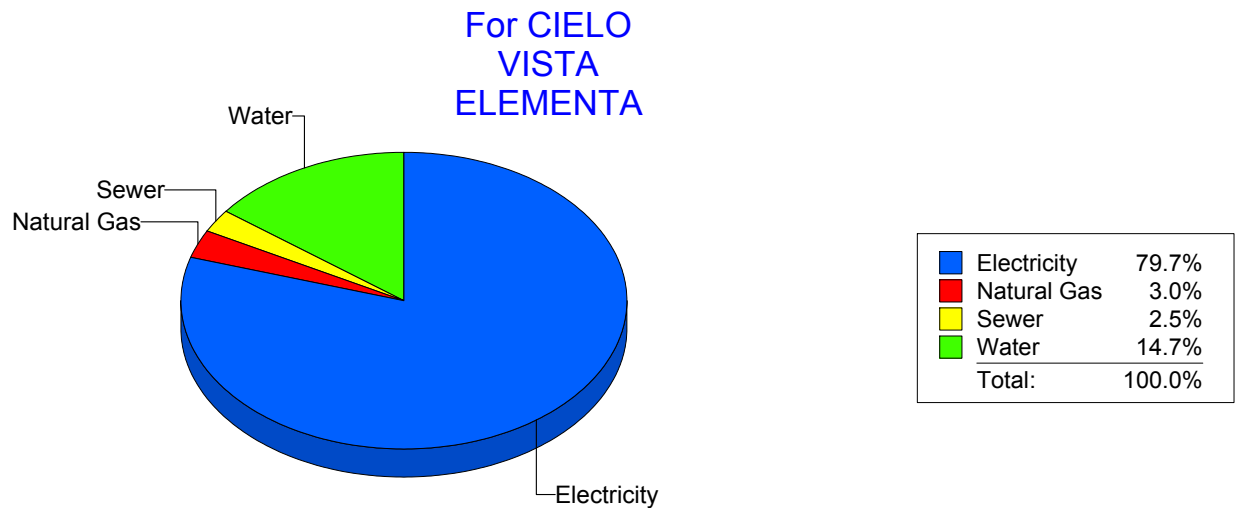
Energy CAP

Cost Avoidance Program

Cost Summary Graph

Grouped by Energy Type

| Energy Type | Use | Units | Meter Cost | Special Charges | Total Cost | Avg Unit Cost | % of Total Cost |
|---|--------|-------|------------|-----------------|------------|---------------|-----------------|
| Site: CIELO VISTA ELEMENTA - CIELO VISTA ELEMENTA | | | | | | | |
| Electricity | 55,900 | KWH | \$7,087.38 | \$0.00 | \$7,087.38 | 0.1268 | 79.73% |
| Natural Gas | 467 | CCF | \$268.18 | \$0.00 | \$268.18 | 0.5743 | 3.02% |
| Water | 509 | CCF | \$1,308.12 | \$0.00 | \$1,308.12 | 2.5700 | 14.72% |
| Sewer | 69 | CCF | \$225.24 | \$0.00 | \$225.24 | 3.2643 | 2.53% |
| Total Cost: | | | \$8,888.92 | \$0.00 | \$8,888.92 | | |



Filters: Cost Center Name Not One Of DoNotReport; Billing Period Equal To 200909

elpaso

Energy CAP

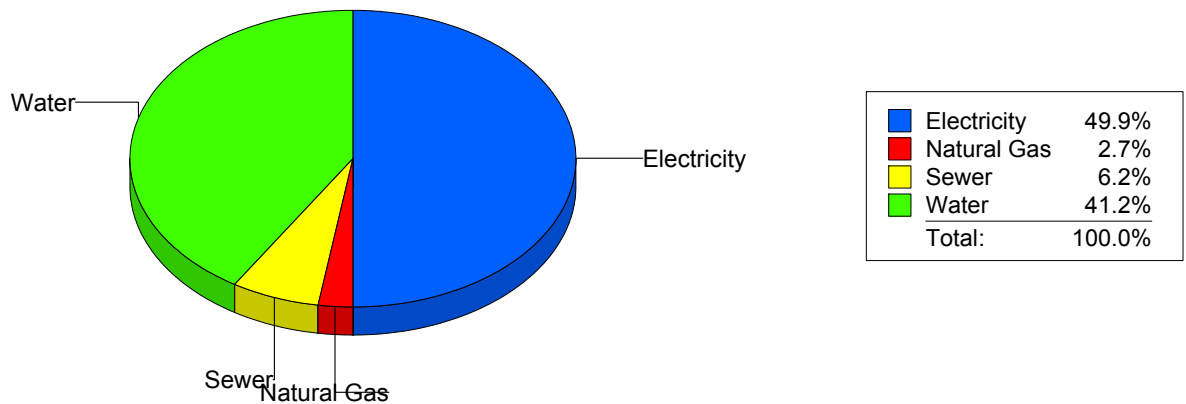
Cost Avoidance Program

Cost Summary Graph

Grouped by Energy Type

| Energy Type | Use | Units | Meter Cost | Special Charges | Total Cost | Avg Unit Cost | % of Total Cost |
|---|--------|-------|------------|-----------------|------------|---------------|-----------------|
| Site: CLARDY ELEMENTARY SC - CLARDY ELEMENTARY SC | | | | | | | |
| Electricity | 34,048 | KWH | \$4,203.48 | \$0.00 | \$4,203.48 | 0.1235 | 49.94% |
| Natural Gas | 366 | CCF | \$226.18 | \$0.00 | \$226.18 | 0.6180 | 2.69% |
| Water | 1,060 | CCF | \$3,465.62 | \$0.00 | \$3,465.62 | 3.2695 | 41.17% |
| Sewer | 254 | CCF | \$522.43 | \$0.00 | \$522.43 | 2.0568 | 6.21% |
| Total Cost: | | | \$8,417.71 | \$0.00 | \$8,417.71 | | |

For CLARDY
ELEMENTARY
SC



Filters: Cost Center Name Not One Of DoNotReport; Billing Period Equal To 200909

elpaso

Energy CAP

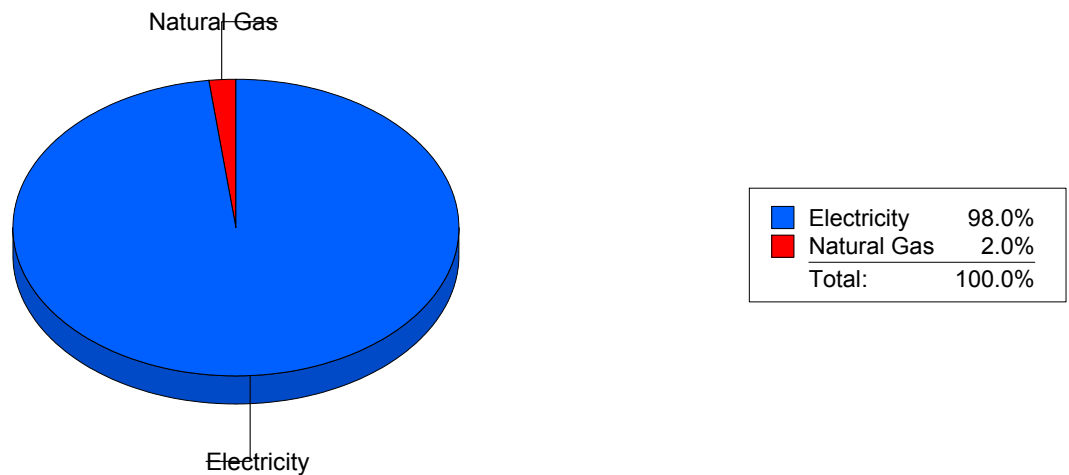
Cost Avoidance Program

Cost Summary Graph

Grouped by Energy Type

| Energy Type | Use | Units | Meter Cost | Special Charges | Total Cost | Avg Unit Cost | % of Total Cost |
|-----------------------------|--------|-------|------------|-----------------|------------|---------------|-----------------|
| Site: CLENDININ - CLENDININ | | | | | | | |
| Electricity | 66,250 | KWH | \$7,885.01 | \$0.00 | \$7,885.01 | 0.1190 | 97.96% |
| Natural Gas | 305 | CCF | \$164.33 | \$0.00 | \$164.33 | 0.5388 | 2.04% |
| Total Cost: | | | \$8,049.34 | \$0.00 | \$8,049.34 | | |

For CLENDININ



Filters: Cost Center Name Not One Of DoNotReport; Billing Period Equal To 200909

elpaso

Energy CAP

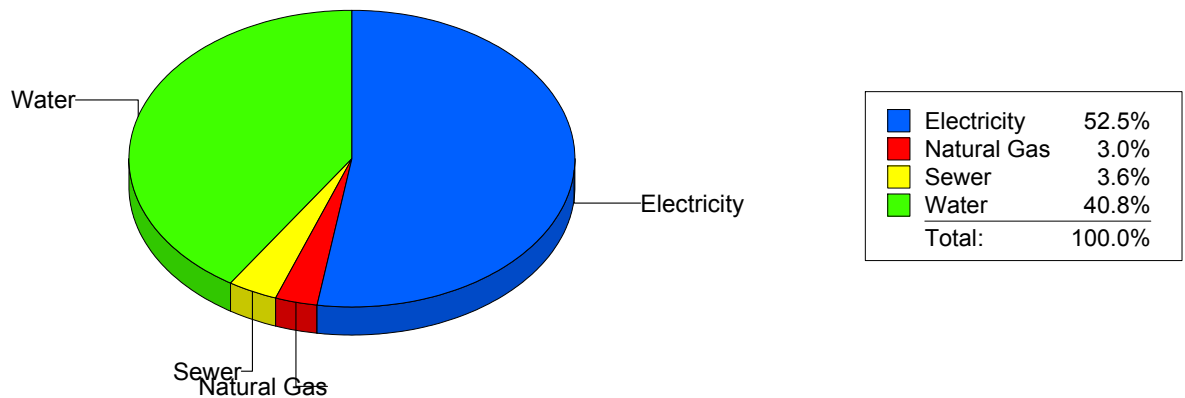
Cost Avoidance Program

Cost Summary Graph

Grouped by Energy Type

| Energy Type | Use | Units | Meter Cost | Special Charges | Total Cost | Avg Unit Cost | % of Total Cost |
|---|--------|-------|------------|-----------------|------------|---------------|-----------------|
| Site: COLDWELL INTERMEDIAT - COLDWELL INTERMEDIAT | | | | | | | |
| Electricity | 31,866 | KWH | \$3,319.05 | \$0.00 | \$3,319.05 | 0.1042 | 52.54% |
| Natural Gas | 289 | CCF | \$190.24 | \$0.00 | \$190.24 | 0.6583 | 3.01% |
| Water | 636 | CCF | \$2,578.49 | \$0.00 | \$2,578.49 | 4.0542 | 40.81% |
| Sewer | 93 | CCF | \$229.83 | \$0.00 | \$229.83 | 2.4713 | 3.64% |
| Total Cost: | | | \$6,317.61 | \$0.00 | \$6,317.61 | | |

For
COLDWELL
INTERMEDIAT



Filters: Cost Center Name Not One Of DoNotReport; Billing Period Equal To 200909

elpaso

Energy CAP

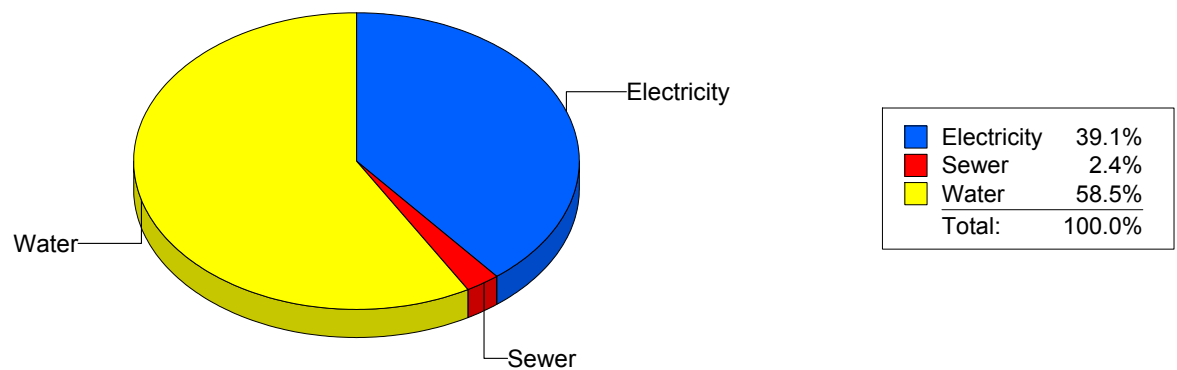
Cost Avoidance Program

Cost Summary Graph

Grouped by Energy Type

| Energy Type | Use | Units | Meter Cost | Special Charges | Total Cost | Avg Unit Cost | % of Total Cost |
|---|--------|-------|-------------|-----------------|-------------|---------------|-----------------|
| Site: COLLINS ELEMENTARY - COLLINS ELEMENTARY | | | | | | | |
| Electricity | 55,240 | KWH | \$6,085.92 | \$0.00 | \$6,085.92 | 0.1102 | 39.09% |
| Water | 2,111 | CCF | \$9,104.57 | \$0.00 | \$9,104.57 | 4.3129 | 58.47% |
| Sewer | 191 | CCF | \$380.18 | \$0.00 | \$380.18 | 1.9905 | 2.44% |
| Total Cost: | | | \$15,570.67 | \$0.00 | \$15,570.67 | | |

For COLLINS
ELEMENTARY



Filters: Cost Center Name Not One Of DoNotReport; Billing Period Equal To 200909

elpaso

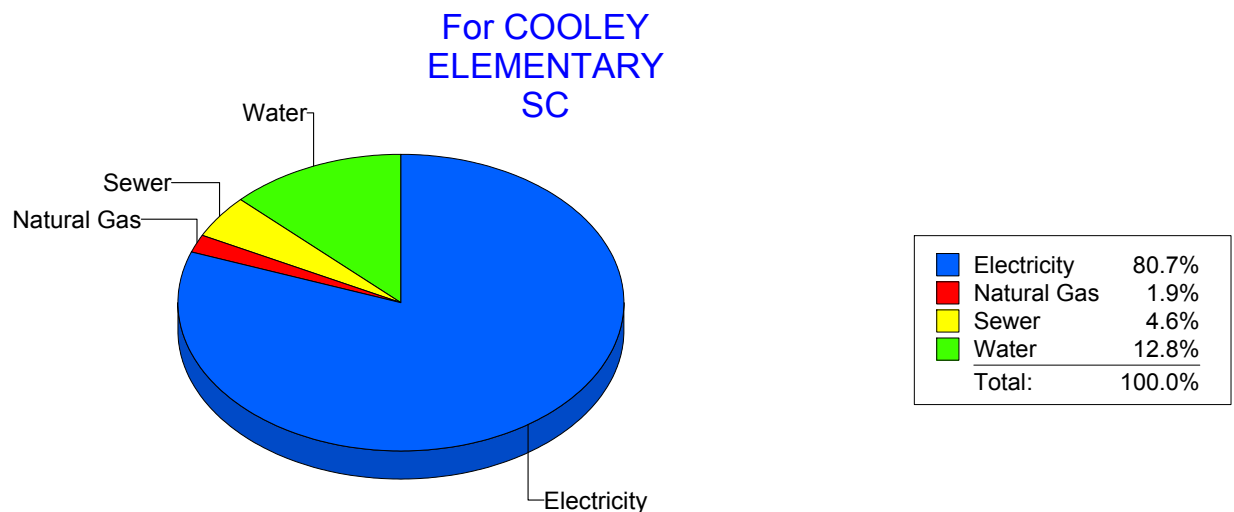
Energy CAP

Cost Avoidance Program

Cost Summary Graph

Grouped by Energy Type

| Energy Type | Use | Units | Meter Cost | Special Charges | Total Cost | Avg Unit Cost | % of Total Cost |
|---|--------|-------|-------------|-----------------|-------------|---------------|-----------------|
| Site: COOLEY ELEMENTARY SC - COOLEY ELEMENTARY SC | | | | | | | |
| Electricity | 81,600 | KWH | \$8,782.65 | \$0.00 | \$8,782.65 | 0.1076 | 80.68% |
| Natural Gas | 397 | CCF | \$207.27 | \$0.00 | \$207.27 | 0.5221 | 1.90% |
| Water | 428 | CCF | \$1,395.64 | \$0.00 | \$1,395.64 | 3.2608 | 12.82% |
| Sewer | 149 | CCF | \$500.80 | \$0.00 | \$500.80 | 3.3611 | 4.60% |
| Total Cost: | | | \$10,886.36 | \$0.00 | \$10,886.36 | | |



Filters: Cost Center Name Not One Of DoNotReport; Billing Period Equal To 200909

elpaso

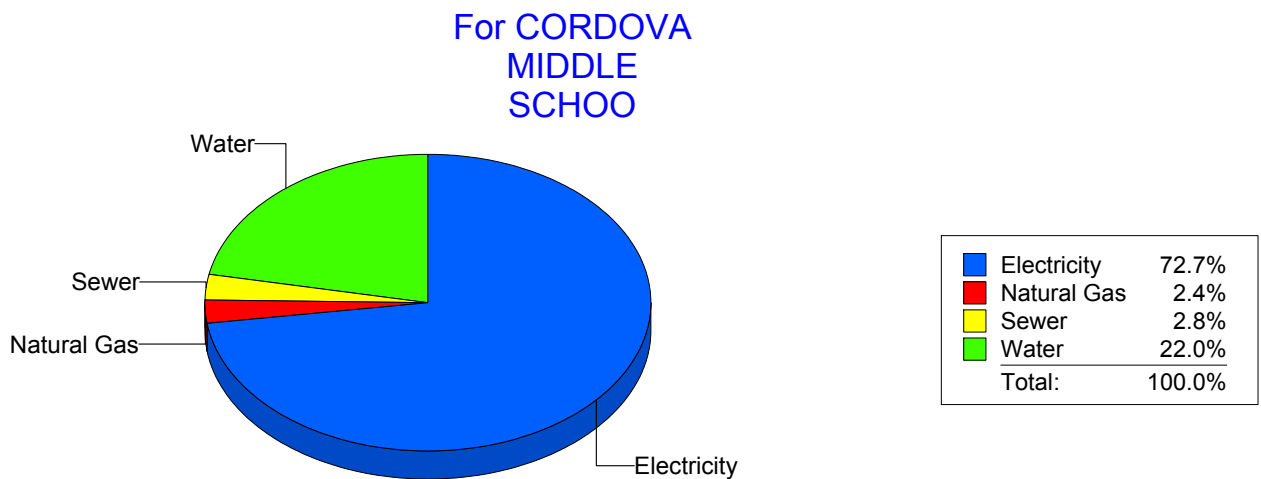
Energy CAP

Cost Avoidance Program

Cost Summary Graph

Grouped by Energy Type

| Energy Type | Use | Units | Meter Cost | Special Charges | Total Cost | Avg Unit Cost | % of Total Cost |
|---|--------|-------|-------------|-----------------|-------------|---------------|-----------------|
| Site: CORDOVA MIDDLE SCHOO - CORDOVA MIDDLE SCHOO | | | | | | | |
| Electricity | 91,000 | KWH | \$9,864.55 | \$0.00 | \$9,864.55 | 0.1084 | 72.74% |
| Natural Gas | 670 | CCF | \$331.22 | \$0.00 | \$331.22 | 0.4944 | 2.44% |
| Water | 1,098 | CCF | \$2,982.57 | \$0.00 | \$2,982.57 | 2.7164 | 21.99% |
| Sewer | 135 | CCF | \$383.40 | \$0.00 | \$383.40 | 2.8400 | 2.83% |
| Total Cost: | | | \$13,561.74 | \$0.00 | \$13,561.74 | | |



Filters: Cost Center Name Not One Of DoNotReport; Billing Period Equal To 200909

elpaso

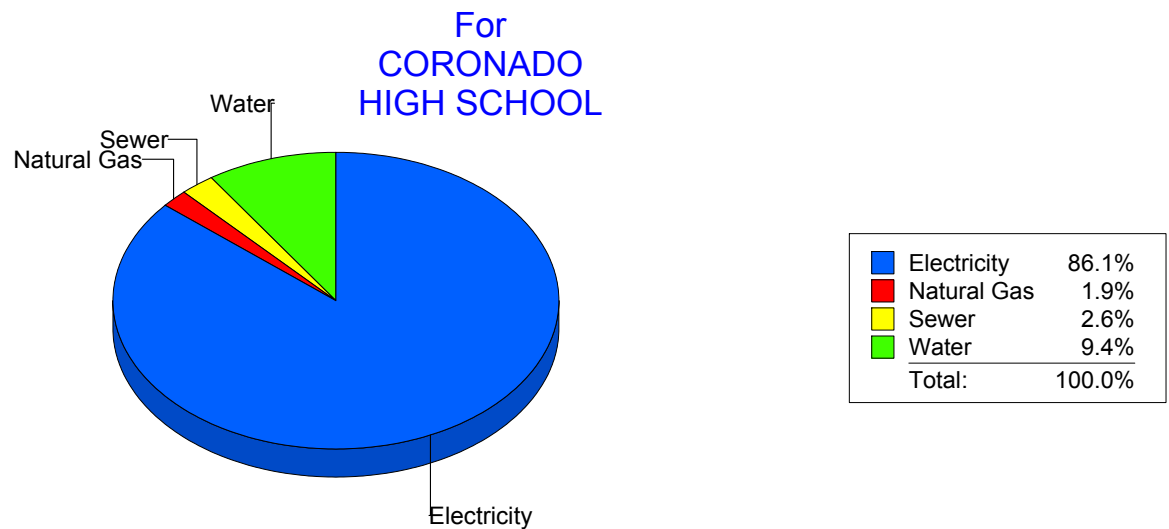
Energy CAP

Cost Avoidance Program

Cost Summary Graph

Grouped by Energy Type

| Energy Type | Use | Units | Meter Cost | Special Charges | Total Cost | Avg Unit Cost | % of Total Cost |
|---|---------|-------|-------------|-----------------|-------------|---------------|-----------------|
| Site: CORONADO HIGH SCHOOL - CORONADO HIGH SCHOOL | | | | | | | |
| Electricity | 278,706 | KWH | \$31,049.52 | \$0.00 | \$31,049.52 | 0.1114 | 86.06% |
| Natural Gas | 1,329 | CCF | \$689.41 | \$0.00 | \$689.41 | 0.5187 | 1.91% |
| Water | 2,674 | CCF | \$3,389.12 | \$0.00 | \$3,389.12 | 1.2674 | 9.39% |
| Sewer | 518 | CCF | \$952.27 | \$0.00 | \$952.27 | 1.8384 | 2.64% |
| Total Cost: | | | \$36,080.32 | \$0.00 | \$36,080.32 | | |



Filters: Cost Center Name Not One Of DoNotReport; Billing Period Equal To 200909

elpaso

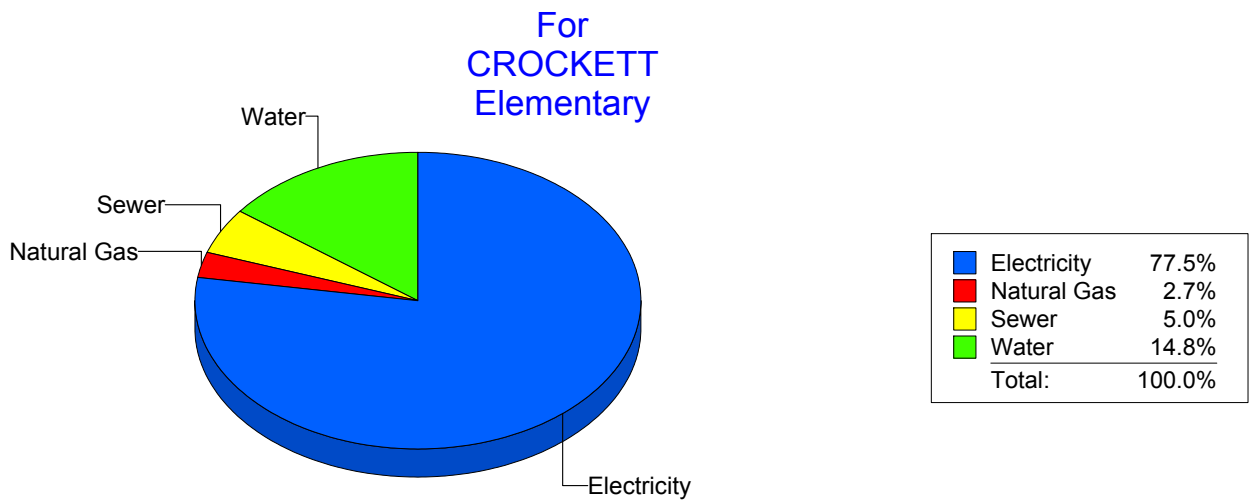
Energy CAP

Cost Avoidance Program

Cost Summary Graph

Grouped by Energy Type

| Energy Type | Use | Units | Meter Cost | Special Charges | Total Cost | Avg Unit Cost | % of Total Cost |
|--------------------------------------|--------|-------|------------|-----------------|------------|---------------|-----------------|
| Site: CROCKETT - CROCKETT Elementary | | | | | | | |
| Electricity | 38,600 | KWH | \$4,553.78 | \$0.00 | \$4,553.78 | 0.1180 | 77.51% |
| Natural Gas | 287 | CCF | \$155.93 | \$0.00 | \$155.93 | 0.5433 | 2.65% |
| Water | 325 | CCF | \$869.10 | \$0.00 | \$869.10 | 2.6742 | 14.79% |
| Sewer | 135 | CCF | \$295.93 | \$0.00 | \$295.93 | 2.1921 | 5.04% |
| Total Cost: | | | \$5,874.74 | \$0.00 | \$5,874.74 | | |



Filters: Cost Center Name Not One Of DoNotReport; Billing Period Equal To 200909

elpaso

Energy CAP

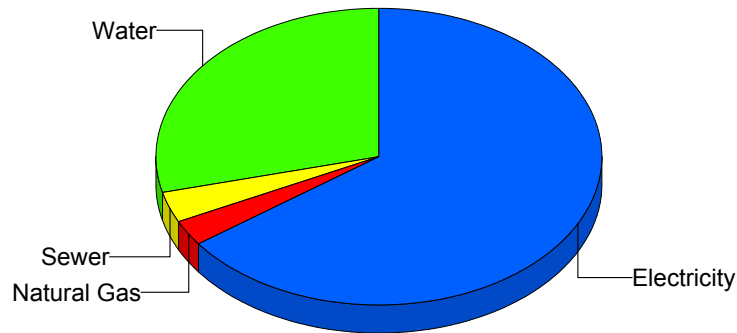
Cost Avoidance Program

Cost Summary Graph

Grouped by Energy Type

| Energy Type | Use | Units | Meter Cost | Special Charges | Total Cost | Avg Unit Cost | % of Total Cost |
|---|--------|-------|------------|-----------------|------------|---------------|-----------------|
| Site: CROSBY ELEMENTARY - CROSBY ELEMENTARY | | | | | | | |
| Electricity | 39,250 | KWH | \$4,486.48 | \$0.00 | \$4,486.48 | 0.1143 | 64.88% |
| Natural Gas | 291 | CCF | \$191.17 | \$0.00 | \$191.17 | 0.6569 | 2.76% |
| Water | 512 | CCF | \$2,006.13 | \$0.00 | \$2,006.13 | 3.9182 | 29.01% |
| Sewer | 84 | CCF | \$231.16 | \$0.00 | \$231.16 | 2.7519 | 3.34% |
| Total Cost: | | | \$6,914.94 | \$0.00 | \$6,914.94 | | |

For CROSBY
ELEMENTARY



| | |
|-------------|--------|
| Electricity | 64.9% |
| Natural Gas | 2.8% |
| Sewer | 3.3% |
| Water | 29.0% |
| Total: | 100.0% |

Filters: Cost Center Name Not One Of DoNotReport; Billing Period Equal To 200909

elpaso

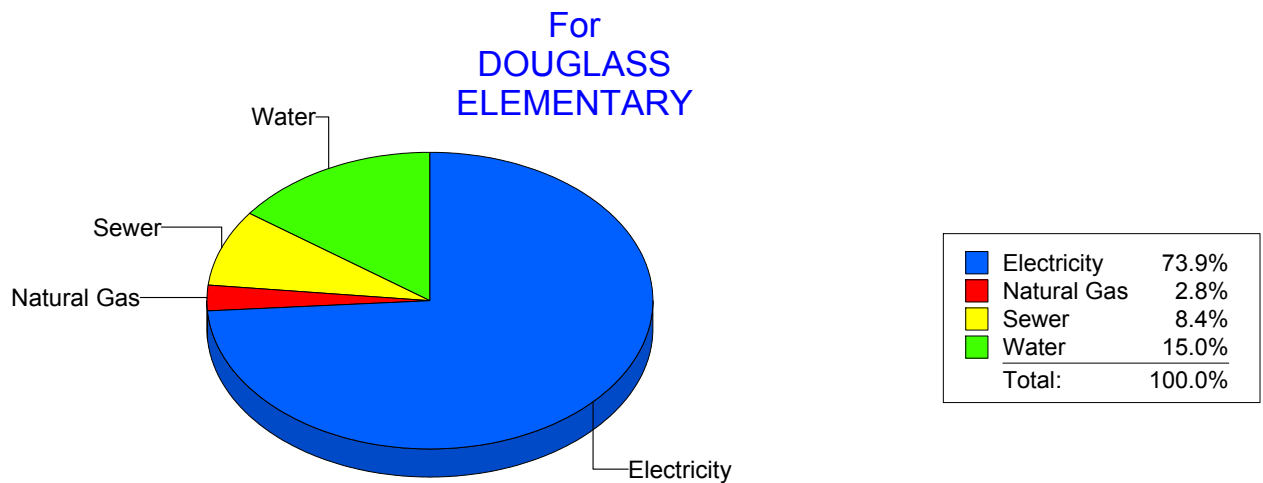
Energy CAP

Cost Avoidance Program

Cost Summary Graph

Grouped by Energy Type

| Energy Type | Use | Units | Meter Cost | Special Charges | Total Cost | Avg Unit Cost | % of Total Cost |
|---|--------|-------|------------|-----------------|------------|---------------|-----------------|
| Site: DOUGLASS ELEMENTARY - DOUGLASS ELEMENTARY | | | | | | | |
| Electricity | 43,215 | KWH | \$4,878.63 | \$0.00 | \$4,878.63 | 0.1129 | 73.85% |
| Natural Gas | 273 | CCF | \$182.76 | \$0.00 | \$182.76 | 0.6695 | 2.77% |
| Water | 517 | CCF | \$991.93 | \$0.00 | \$991.93 | 1.9186 | 15.02% |
| Sewer | 300 | CCF | \$552.68 | \$0.00 | \$552.68 | 1.8423 | 8.37% |
| Total Cost: | | | \$6,606.00 | \$0.00 | \$6,606.00 | | |



Filters: Cost Center Name Not One Of DoNotReport; Billing Period Equal To 200909

elpaso

Energy CAP

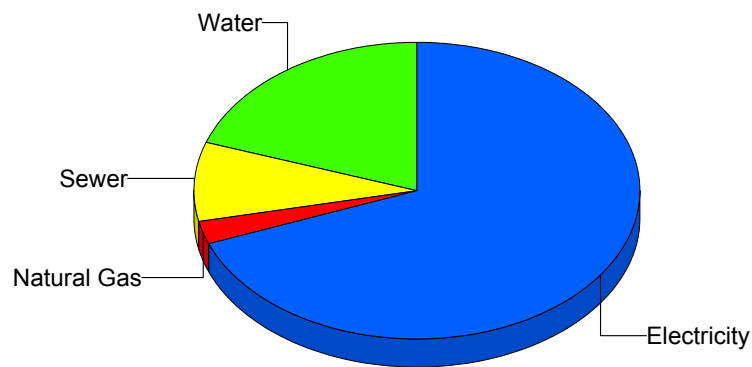
Cost Avoidance Program

Cost Summary Graph

Grouped by Energy Type

| Energy Type | Use | Units | Meter Cost | Special Charges | Total Cost | Avg Unit Cost | % of Total Cost |
|---|--------|-------|------------|-----------------|------------|---------------|-----------------|
| Site: DOWELL ELEMENTARY - DOWELL ELEMENTARY | | | | | | | |
| Electricity | 31,265 | KWH | \$3,331.34 | \$0.00 | \$3,331.34 | 0.1066 | 69.20% |
| Natural Gas | 199 | CCF | \$114.92 | \$0.00 | \$114.92 | 0.5772 | 2.39% |
| Water | 512 | CCF | \$948.54 | \$0.00 | \$948.54 | 1.8526 | 19.70% |
| Sewer | 291 | CCF | \$419.05 | \$0.00 | \$419.05 | 1.4400 | 8.71% |
| Total Cost: | | | \$4,813.85 | \$0.00 | \$4,813.85 | | |

For DOWELL
ELEMENTARY



Filters: Cost Center Name Not One Of DoNotReport; Billing Period Equal To 200909

elpaso

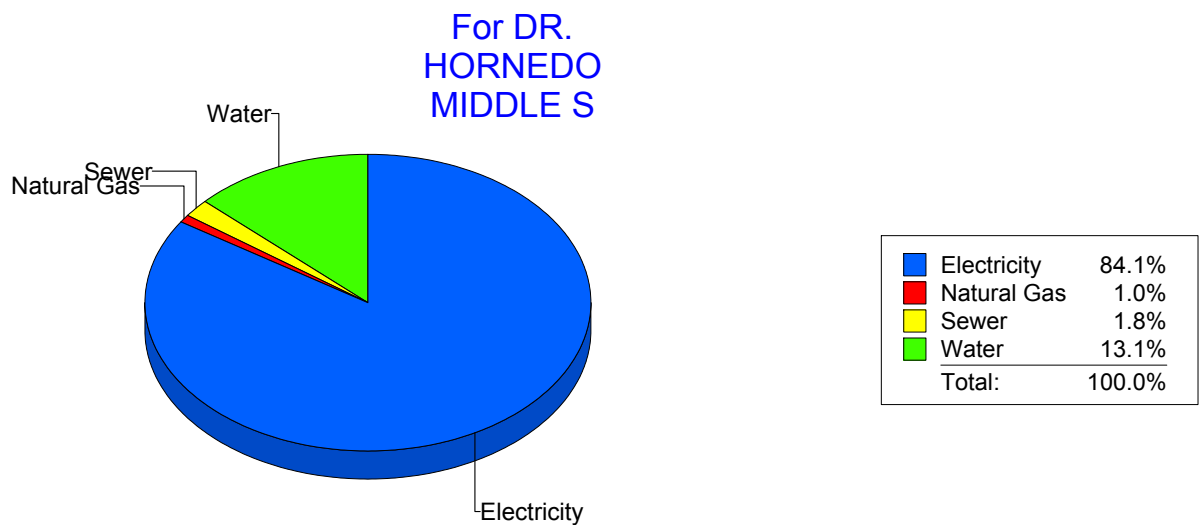
Energy CAP

Cost Avoidance Program

Cost Summary Graph

Grouped by Energy Type

| Energy Type | Use | Units | Meter Cost | Special Charges | Total Cost | Avg Unit Cost | % of Total Cost |
|---|---------|-------|-------------|-----------------|-------------|---------------|-----------------|
| Site: DR. HORNEDO MIDDLE S - DR. HORNEDO MIDDLE S | | | | | | | |
| Electricity | 193,000 | KWH | \$20,146.48 | \$0.00 | \$20,146.48 | 0.1044 | 84.05% |
| Natural Gas | 481 | CCF | \$246.47 | \$0.00 | \$246.47 | 0.5124 | 1.03% |
| Water | 2,296 | CCF | \$3,138.64 | \$0.00 | \$3,138.64 | 1.3670 | 13.09% |
| Sewer | 178 | CCF | \$438.01 | \$0.00 | \$438.01 | 2.4607 | 1.83% |
| Total Cost: | | | \$23,969.60 | \$0.00 | \$23,969.60 | | |



Filters: Cost Center Name Not One Of DoNotReport; Billing Period Equal To 200909

elpaso

Energy CAP

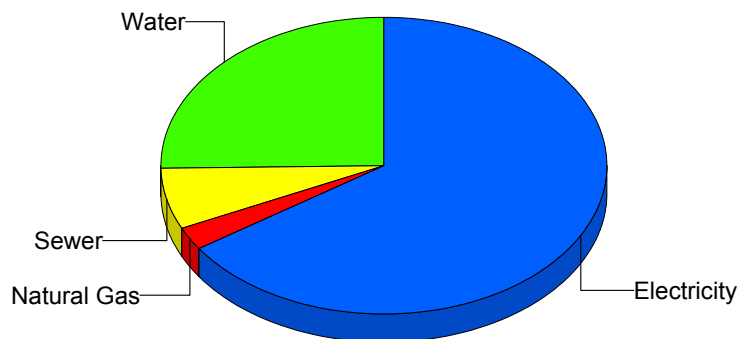
Cost Avoidance Program

Cost Summary Graph

Grouped by Energy Type

| Energy Type | Use | Units | Meter Cost | Special Charges | Total Cost | Avg Unit Cost | % of Total Cost |
|---|--------|-------|------------|-----------------|------------|---------------|-----------------|
| Site: DR. L.A. NIXON ELEME - DR. L.A. NIXON ELEME | | | | | | | |
| Electricity | 50,340 | KWH | \$5,617.46 | \$0.00 | \$5,617.46 | 0.1116 | 65.53% |
| Natural Gas | 350 | CCF | \$218.70 | \$0.00 | \$218.70 | 0.6249 | 2.55% |
| Water | 763 | CCF | \$2,177.65 | \$0.00 | \$2,177.65 | 2.8541 | 25.40% |
| Sewer | 243 | CCF | \$557.94 | \$0.00 | \$557.94 | 2.2960 | 6.51% |
| Total Cost: | | | \$8,571.75 | \$0.00 | \$8,571.75 | | |

For DR. L.A.
NIXON ELEME



| | |
|-------------|--------|
| Electricity | 65.5% |
| Natural Gas | 2.6% |
| Sewer | 6.5% |
| Water | 25.4% |
| Total: | 100.0% |

Filters: Cost Center Name Not One Of DoNotReport; Billing Period Equal To 200909

elpaso

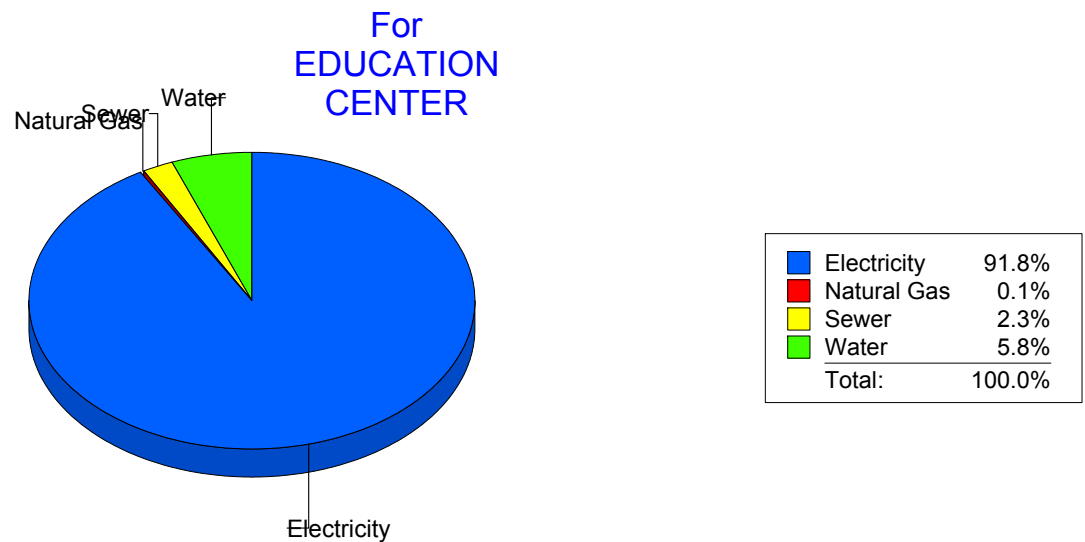
Energy CAP

Cost Avoidance Program

Cost Summary Graph

Grouped by Energy Type

| Energy Type | Use | Units | Meter Cost | Special Charges | Total Cost | Avg Unit Cost | % of Total Cost |
|---|---------|-------|-------------|-----------------|-------------|---------------|-----------------|
| Site: EDUCATION CENTER - EDUCATION CENTER | | | | | | | |
| Electricity | 323,933 | KWH | \$31,229.44 | \$0.00 | \$31,229.44 | 0.0964 | 91.80% |
| Natural Gas | 22 | CCF | \$41.13 | \$0.00 | \$41.13 | 1.8695 | 0.12% |
| Water | 722 | CCF | \$1,977.21 | \$0.00 | \$1,977.21 | 2.7385 | 5.81% |
| Sewer | 313 | CCF | \$771.32 | \$0.00 | \$771.32 | 2.4643 | 2.27% |
| Total Cost: | | | \$34,019.10 | \$0.00 | \$34,019.10 | | |



Filters: Cost Center Name Not One Of DoNotReport; Billing Period Equal To 200909

elpaso

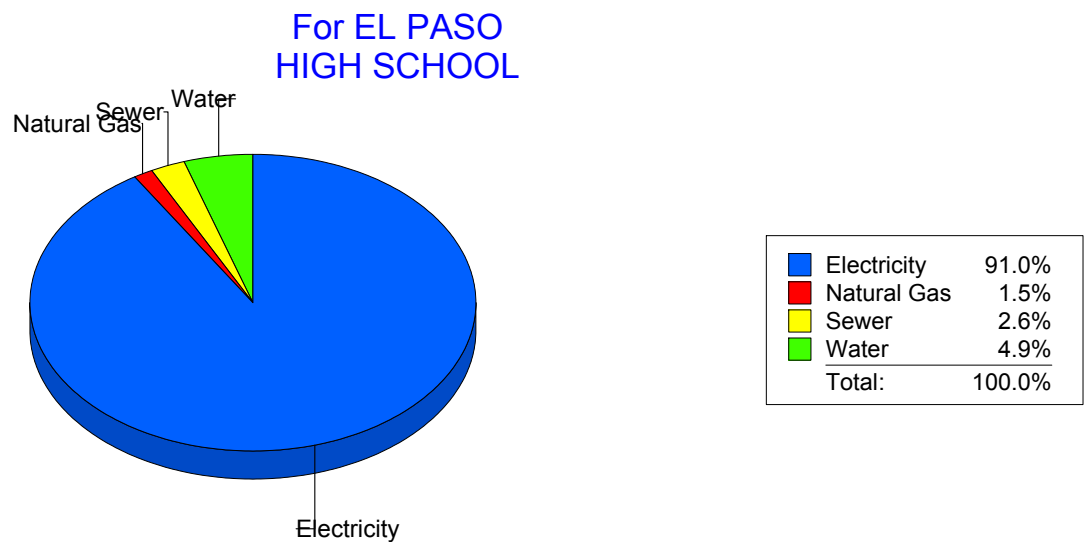
Energy CAP

Cost Avoidance Program

Cost Summary Graph

Grouped by Energy Type

| Energy Type | Use | Units | Meter Cost | Special Charges | Total Cost | Avg Unit Cost | % of Total Cost |
|---|---------|-------|-------------|-----------------|-------------|---------------|-----------------|
| Site: EL PASO HIGH SCHOOL - EL PASO HIGH SCHOOL | | | | | | | |
| Electricity | 227,547 | KWH | \$24,758.62 | \$0.00 | \$24,758.62 | 0.1088 | 91.03% |
| Natural Gas | 478 | CCF | \$394.39 | \$0.00 | \$394.39 | 0.8251 | 1.45% |
| Water | 549 | CCF | \$1,336.26 | \$0.00 | \$1,336.26 | 2.4340 | 4.91% |
| Sewer | 283 | CCF | \$708.97 | \$0.00 | \$708.97 | 2.5052 | 2.61% |
| Total Cost: | | | \$27,198.24 | \$0.00 | \$27,198.24 | | |



Filters: Cost Center Name Not One Of DoNotReport; Billing Period Equal To 200909

elpaso

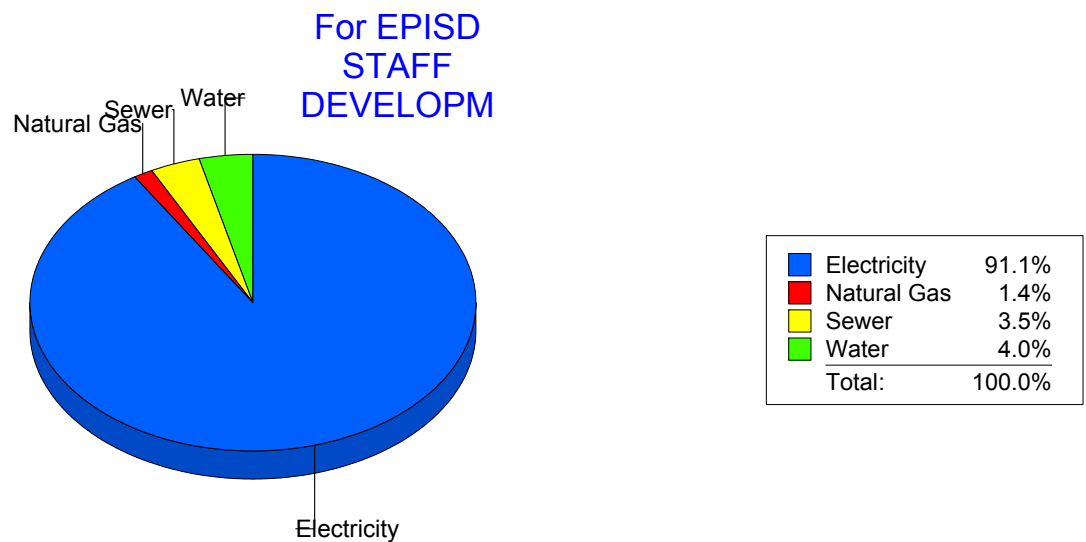
Energy CAP

Cost Avoidance Program

Cost Summary Graph

Grouped by Energy Type

| Energy Type | Use | Units | Meter Cost | Special Charges | Total Cost | Avg Unit Cost | % of Total Cost |
|---|--------|-------|------------|-----------------|------------|---------------|-----------------|
| Site: EPISD STAFF DEVELOPM - EPISD STAFF DEVELOPM | | | | | | | |
| Electricity | 23,280 | KWH | \$2,519.02 | \$0.00 | \$2,519.02 | 0.1082 | 91.06% |
| Natural Gas | 16 | CCF | \$39.02 | \$0.00 | \$39.02 | 2.4388 | 1.41% |
| Water | 32 | CCF | \$110.54 | \$0.00 | \$110.54 | 3.4544 | 4.00% |
| Sewer | 38 | CCF | \$97.74 | \$0.00 | \$97.74 | 2.5721 | 3.53% |
| Total Cost: | | | \$2,766.32 | \$0.00 | \$2,766.32 | | |



Filters: Cost Center Name Not One Of DoNotReport; Billing Period Equal To 200909

elpaso

Energy CAP

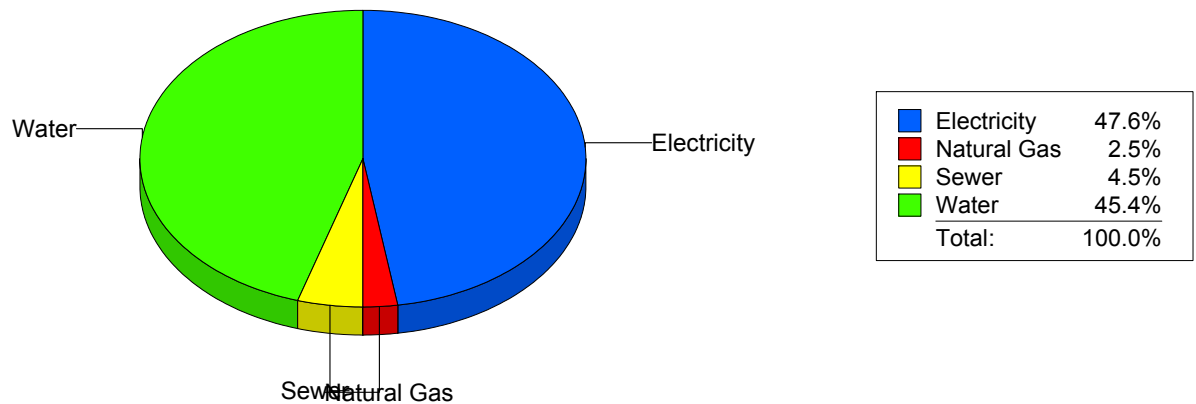
Cost Avoidance Program

Cost Summary Graph

Grouped by Energy Type

| Energy Type | Use | Units | Meter Cost | Special Charges | Total Cost | Avg Unit Cost | % of Total Cost |
|---|--------|-------|------------|-----------------|------------|---------------|-----------------|
| Site: FANNIN ELEMENTARY - FANNIN ELEMENTARY | | | | | | | |
| Electricity | 29,224 | KWH | \$3,690.70 | \$0.00 | \$3,690.70 | 0.1263 | 47.55% |
| Natural Gas | 237 | CCF | \$197.40 | \$0.00 | \$197.40 | 0.8329 | 2.54% |
| Water | 1,169 | CCF | \$3,520.96 | \$0.00 | \$3,520.96 | 3.0119 | 45.37% |
| Sewer | 120 | CCF | \$352.25 | \$0.00 | \$352.25 | 2.9354 | 4.54% |
| Total Cost: | | | \$7,761.31 | \$0.00 | \$7,761.31 | | |

For FANNIN
ELEMENTARY



Filters: Cost Center Name Not One Of DoNotReport; Billing Period Equal To 200909

elpaso

Energy CAP

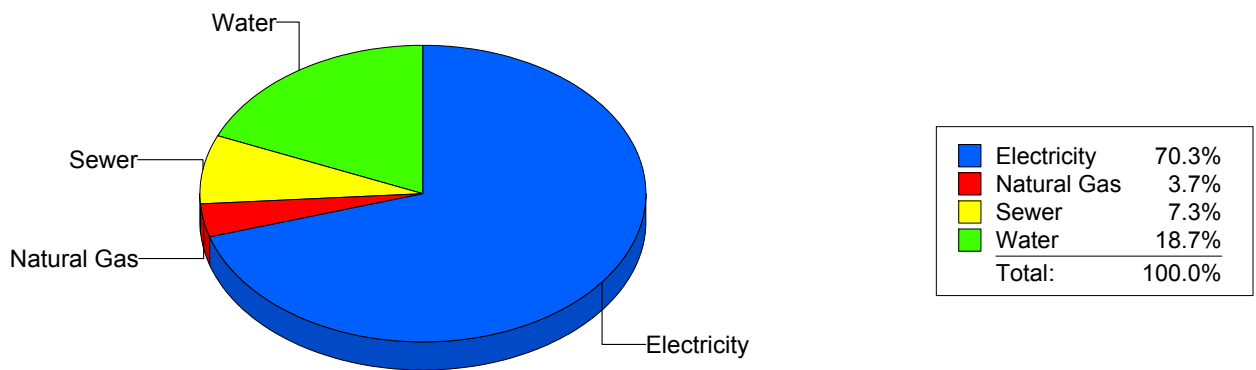
Cost Avoidance Program

Cost Summary Graph

Grouped by Energy Type

| Energy Type | Use | Units | Meter Cost | Special Charges | Total Cost | Avg Unit Cost | % of Total Cost |
|---|-------|-------|------------|-----------------|------------|---------------|-----------------|
| Site: FINE ARTS/MULTIMEDIA - FINE ARTS/MULTIMEDIA | | | | | | | |
| Electricity | 9,502 | KWH | \$1,322.42 | \$0.00 | \$1,322.42 | 0.1392 | 70.28% |
| Natural Gas | 102 | CCF | \$69.57 | \$0.00 | \$69.57 | 0.6821 | 3.70% |
| Water | 142 | CCF | \$352.38 | \$0.00 | \$352.38 | 2.4815 | 18.73% |
| Sewer | 59 | CCF | \$137.17 | \$0.00 | \$137.17 | 2.3249 | 7.29% |
| Total Cost: | | | \$1,881.54 | \$0.00 | \$1,881.54 | | |

For FINE
ARTS/MULTIMEDIA



Filters: Cost Center Name Not One Of DoNotReport; Billing Period Equal To 200909

elpaso

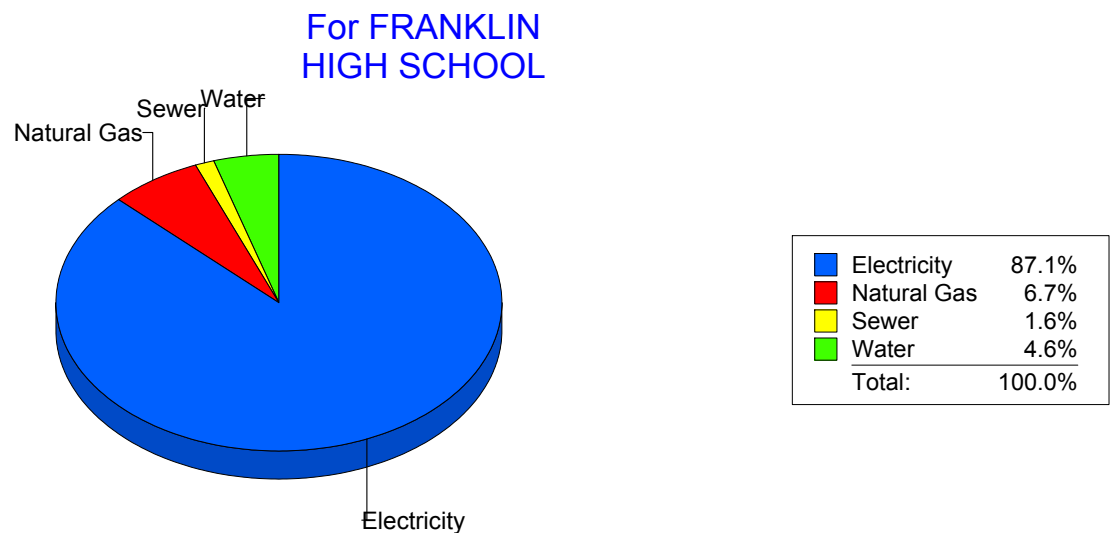
Energy CAP

Cost Avoidance Program

Cost Summary Graph

Grouped by Energy Type

| Energy Type | Use | Units | Meter Cost | Special Charges | Total Cost | Avg Unit Cost | % of Total Cost |
|---|---------|-------|-------------|-----------------|-------------|---------------|-----------------|
| Site: FRANKLIN HIGH SCHOOL - FRANKLIN HIGH SCHOOL | | | | | | | |
| Electricity | 433,398 | KWH | \$39,522.69 | \$0.00 | \$39,522.69 | 0.0912 | 87.09% |
| Natural Gas | 6,713 | CCF | \$3,022.07 | \$0.00 | \$3,022.07 | 0.4502 | 6.66% |
| Water | 949 | CCF | \$2,087.54 | \$0.00 | \$2,087.54 | 2.1997 | 4.60% |
| Sewer | 421 | CCF | \$746.62 | \$0.00 | \$746.62 | 1.7734 | 1.65% |
| Total Cost: | | | \$45,378.92 | \$0.00 | \$45,378.92 | | |



Filters: Cost Center Name Not One Of DoNotReport; Billing Period Equal To 200909

elpaso

Energy CAP

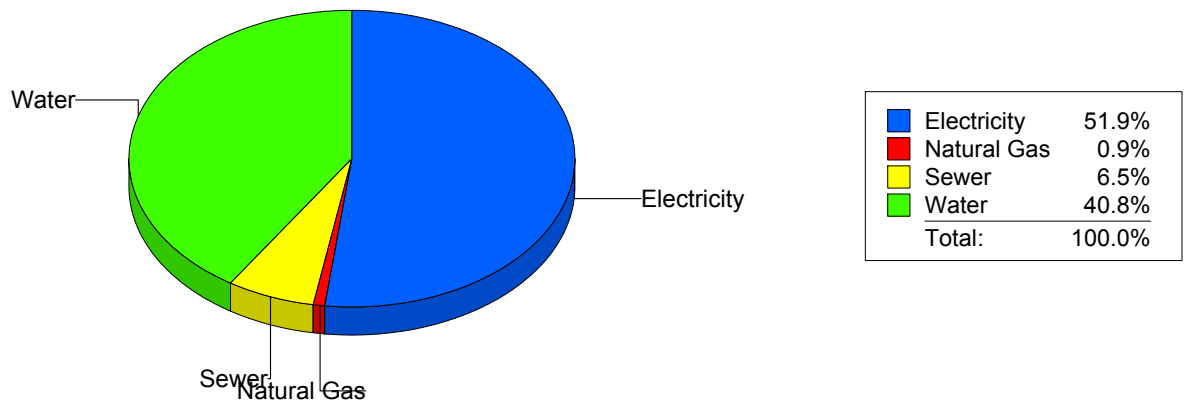
Cost Avoidance Program

Cost Summary Graph

Grouped by Energy Type

| Energy Type | Use | Units | Meter Cost | Special Charges | Total Cost | Avg Unit Cost | % of Total Cost |
|---|--------|-------|------------|-----------------|------------|---------------|-----------------|
| Site: GREEN ELEMENTARY SCH - GREEN ELEMENTARY SCH | | | | | | | |
| Electricity | 35,100 | KWH | \$4,035.85 | \$0.00 | \$4,035.85 | 0.1150 | 51.85% |
| Natural Gas | 0 | CCF | \$66.76 | \$0.00 | \$66.76 | 0.0000 | 0.86% |
| Water | 864 | CCF | \$3,176.73 | \$0.00 | \$3,176.73 | 3.6768 | 40.81% |
| Sewer | 181 | CCF | \$504.06 | \$0.00 | \$504.06 | 2.7849 | 6.48% |
| Total Cost: | | | \$7,783.40 | \$0.00 | \$7,783.40 | | |

For GREEN
ELEMENTARY
SCH



Filters: Cost Center Name Not One Of DoNotReport; Billing Period Equal To 200909

elpaso

Energy CAP

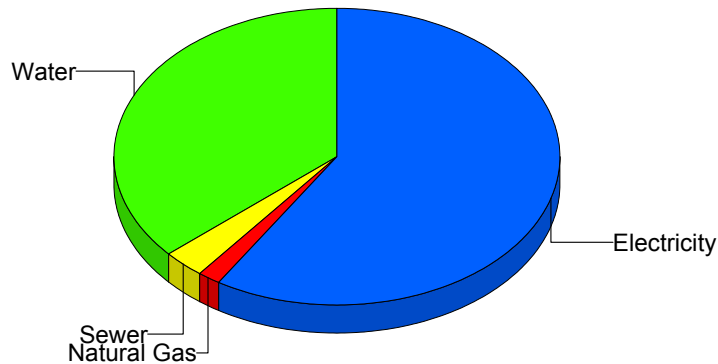
Cost Avoidance Program

Cost Summary Graph

Grouped by Energy Type

| Energy Type | Use | Units | Meter Cost | Special Charges | Total Cost | Avg Unit Cost | % of Total Cost |
|---|---------|-------|-------------|-----------------|-------------|---------------|-----------------|
| Site: GUILLEN MIDDLE SCHOO - GUILLEN MIDDLE SCHOO | | | | | | | |
| Electricity | 101,129 | KWH | \$10,600.50 | \$0.00 | \$10,600.50 | 0.1048 | 59.02% |
| Natural Gas | 492 | CCF | \$283.95 | \$0.00 | \$283.95 | 0.5771 | 1.58% |
| Water | 1,921 | CCF | \$6,536.29 | \$0.00 | \$6,536.29 | 3.4025 | 36.39% |
| Sewer | 268 | CCF | \$540.21 | \$0.00 | \$540.21 | 2.0157 | 3.01% |
| Total Cost: | | | \$17,960.95 | \$0.00 | \$17,960.95 | | |

For GUILLEN
MIDDLE
SCHOO



| | |
|-------------|--------|
| Electricity | 59.0% |
| Natural Gas | 1.6% |
| Sewer | 3.0% |
| Water | 36.4% |
| Total: | 100.0% |

Filters: Cost Center Name Not One Of DoNotReport; Billing Period Equal To 200909

elpaso

Energy CAP

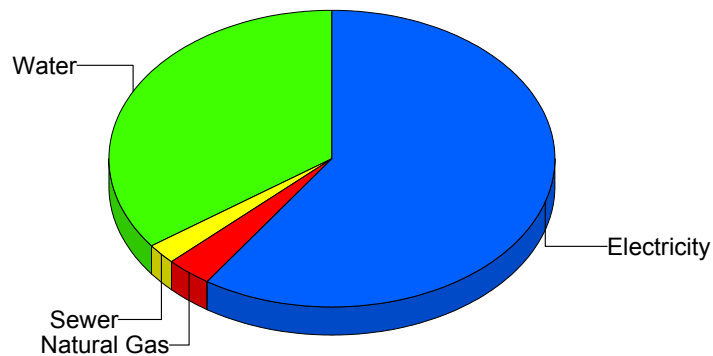
Cost Avoidance Program

Cost Summary Graph

Grouped by Energy Type

| Energy Type | Use | Units | Meter Cost | Special Charges | Total Cost | Avg Unit Cost | % of Total Cost |
|---|---------|-------|-------------|-----------------|-------------|---------------|-----------------|
| Site: H.E. CHARLES MIDDLE - H.E. CHARLES MIDDLE | | | | | | | |
| Electricity | 101,550 | KWH | \$10,122.51 | \$0.00 | \$10,122.51 | 0.0997 | 59.35% |
| Natural Gas | 1,243 | CCF | \$586.96 | \$0.00 | \$586.96 | 0.4722 | 3.44% |
| Water | 1,370 | CCF | \$5,980.98 | \$0.00 | \$5,980.98 | 4.3657 | 35.07% |
| Sewer | 121 | CCF | \$365.62 | \$0.00 | \$365.62 | 3.0217 | 2.14% |
| Total Cost: | | | \$17,056.07 | \$0.00 | \$17,056.07 | | |

For H.E.
CHARLES
MIDDLE



Filters: Cost Center Name Not One Of DoNotReport; Billing Period Equal To 200909

elpaso

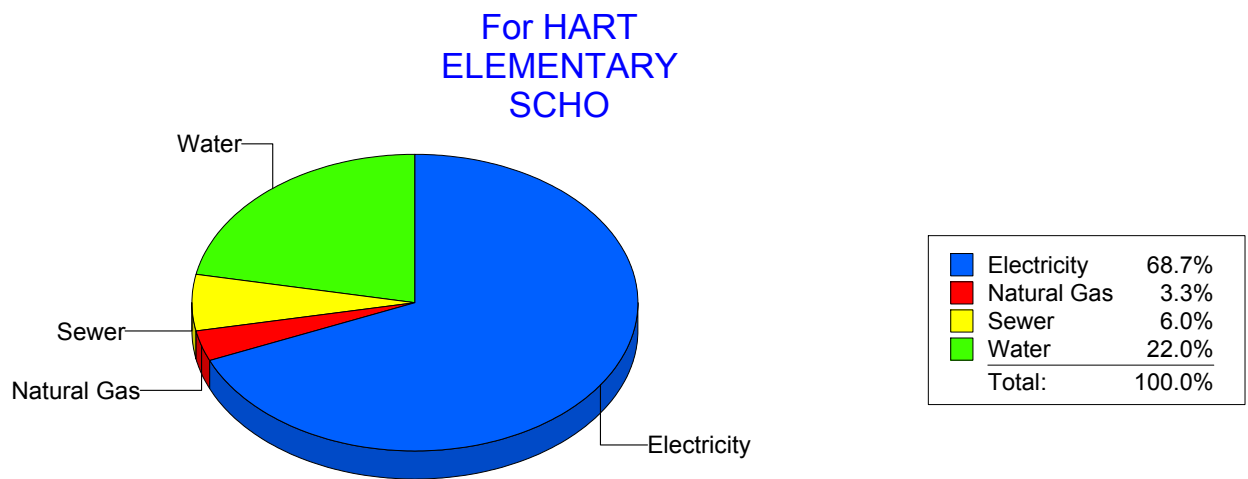
Energy CAP

Cost Avoidance Program

Cost Summary Graph

Grouped by Energy Type

| Energy Type | Use | Units | Meter Cost | Special Charges | Total Cost | Avg Unit Cost | % of Total Cost |
|---|--------|-------|------------|-----------------|------------|---------------|-----------------|
| Site: HART ELEMENTARY SCHO - HART ELEMENTARY SCHO | | | | | | | |
| Electricity | 30,782 | KWH | \$3,771.55 | \$0.00 | \$3,771.55 | 0.1225 | 68.69% |
| Natural Gas | 339 | CCF | \$180.19 | \$0.00 | \$180.19 | 0.5315 | 3.28% |
| Water | 430 | CCF | \$1,209.72 | \$0.00 | \$1,209.72 | 2.8133 | 22.03% |
| Sewer | 143 | CCF | \$329.33 | \$0.00 | \$329.33 | 2.3030 | 6.00% |
| Total Cost: | | | \$5,490.79 | \$0.00 | \$5,490.79 | | |



Filters: Cost Center Name Not One Of DoNotReport; Billing Period Equal To 200909

elpaso

Energy CAP

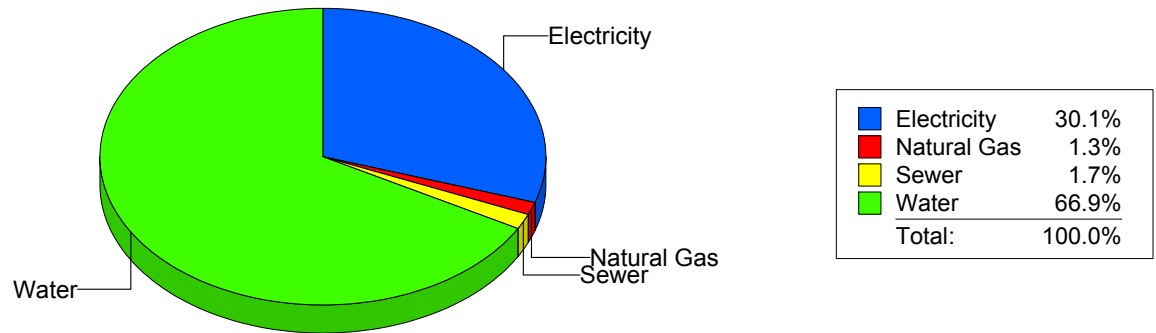
Cost Avoidance Program

Cost Summary Graph

Grouped by Energy Type

| Energy Type | Use | Units | Meter Cost | Special Charges | Total Cost | Avg Unit Cost | % of Total Cost |
|---|-------|-------|--------------------|-----------------|--------------------|---------------|-----------------|
| Site: HAWKINS ELEMENTARY S - HAWKINS ELEMENTARY S | | | | | | | |
| Electricity | 4,768 | KWH | \$3,045.16 | \$0.00 | \$3,045.16 | 0.6387 | 30.10% |
| Natural Gas | 230 | CCF | \$129.32 | \$0.00 | \$129.32 | 0.5623 | 1.28% |
| Water | 1,404 | CCF | \$6,771.66 | \$0.00 | \$6,771.66 | 4.8231 | 66.94% |
| Sewer | 36 | CCF | \$170.20 | \$0.00 | \$170.20 | 4.7278 | 1.68% |
| Total Cost: | | | \$10,116.34 | \$0.00 | \$10,116.34 | | |

For HAWKINS
ELEMENTARY
S



Filters: Cost Center Name Not One Of DoNotReport; Billing Period Equal To 200909

elpaso

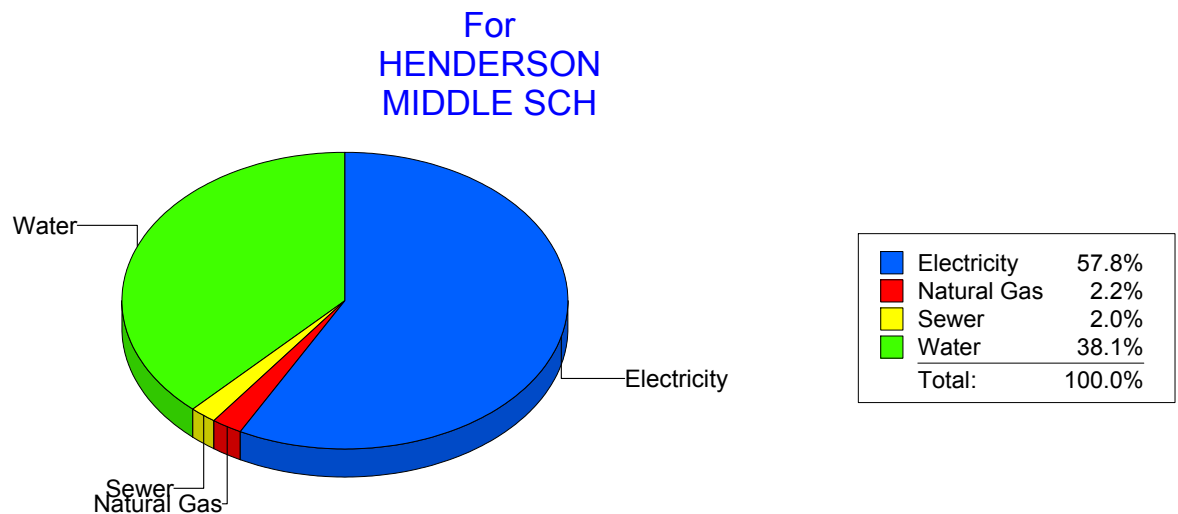
Energy CAP

Cost Avoidance Program

Cost Summary Graph

Grouped by Energy Type

| Energy Type | Use | Units | Meter Cost | Special Charges | Total Cost | Avg Unit Cost | % of Total Cost |
|---|--------|-------|-------------|-----------------|-------------|---------------|-----------------|
| Site: HENDERSON MIDDLE SCH - HENDERSON MIDDLE SCH | | | | | | | |
| Electricity | 69,993 | KWH | \$7,753.17 | \$0.00 | \$7,753.17 | 0.1108 | 57.76% |
| Natural Gas | 584 | CCF | \$292.83 | \$0.00 | \$292.83 | 0.5014 | 2.18% |
| Water | 1,518 | CCF | \$5,114.24 | \$0.00 | \$5,114.24 | 3.3691 | 38.10% |
| Sewer | 158 | CCF | \$262.90 | \$0.00 | \$262.90 | 1.6639 | 1.96% |
| Total Cost: | | | \$13,423.14 | \$0.00 | \$13,423.14 | | |



Filters: Cost Center Name Not One Of DoNotReport; Billing Period Equal To 200909

elpaso

Energy CAP

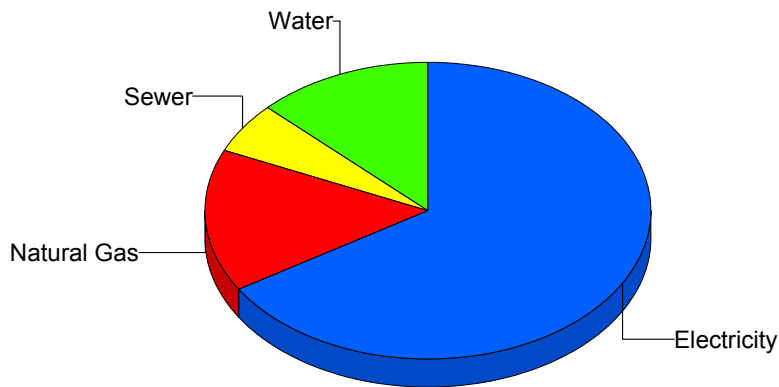
Cost Avoidance Program

Cost Summary Graph

Grouped by Energy Type

| Energy Type | Use | Units | Meter Cost | Special Charges | Total Cost | Avg Unit Cost | % of Total Cost |
|---|-------|-------|------------|-----------------|------------|---------------|-----------------|
| Site: HERCULES COTTAGES - HERCULES COTTAGES | | | | | | | |
| Electricity | 4,261 | KWH | \$724.11 | \$0.00 | \$724.11 | 0.1699 | 66.22% |
| Natural Gas | 5 | CCF | \$168.67 | \$0.00 | \$168.67 | 33.7340 | 15.42% |
| Water | 51 | CCF | \$141.18 | \$0.00 | \$141.18 | 2.7682 | 12.91% |
| Sewer | 23 | CCF | \$59.54 | \$0.00 | \$59.54 | 2.5887 | 5.44% |
| Total Cost: | | | \$1,093.50 | \$0.00 | \$1,093.50 | | |

For HERCULES COTTAGES



| | |
|-------------|--------|
| Electricity | 66.2% |
| Natural Gas | 15.4% |
| Sewer | 5.4% |
| Water | 12.9% |
| Total: | 100.0% |

Filters: Cost Center Name Not One Of DoNotReport; Billing Period Equal To 200909

elpaso

Energy CAP

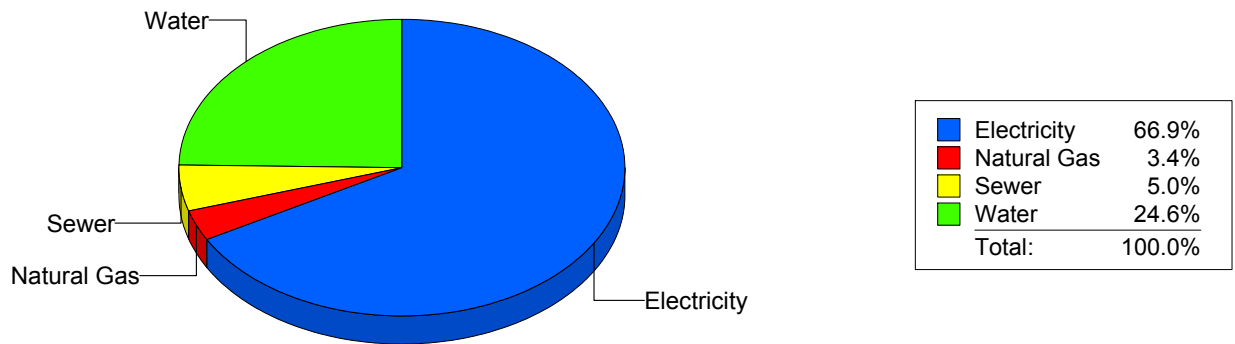
Cost Avoidance Program

Cost Summary Graph

Grouped by Energy Type

| Energy Type | Use | Units | Meter Cost | Special Charges | Total Cost | Avg Unit Cost | % of Total Cost |
|---|--------|-------|------------|-----------------|------------|---------------|-----------------|
| Site: HILLSIDE ELEMENTARY - HILLSIDE ELEMENTARY | | | | | | | |
| Electricity | 41,407 | KWH | \$5,518.33 | \$0.00 | \$5,518.33 | 0.1333 | 66.94% |
| Natural Gas | 374 | CCF | \$283.74 | \$0.00 | \$283.74 | 0.7595 | 3.44% |
| Water | 814 | CCF | \$2,030.61 | \$0.00 | \$2,030.61 | 2.4946 | 24.63% |
| Sewer | 166 | CCF | \$410.67 | \$0.00 | \$410.67 | 2.4739 | 4.98% |
| Total Cost: | | | \$8,243.35 | \$0.00 | \$8,243.35 | | |

For HILLSIDE
ELEMENTARY



Filters: Cost Center Name Not One Of DoNotReport; Billing Period Equal To 200909

elpaso

Energy CAP

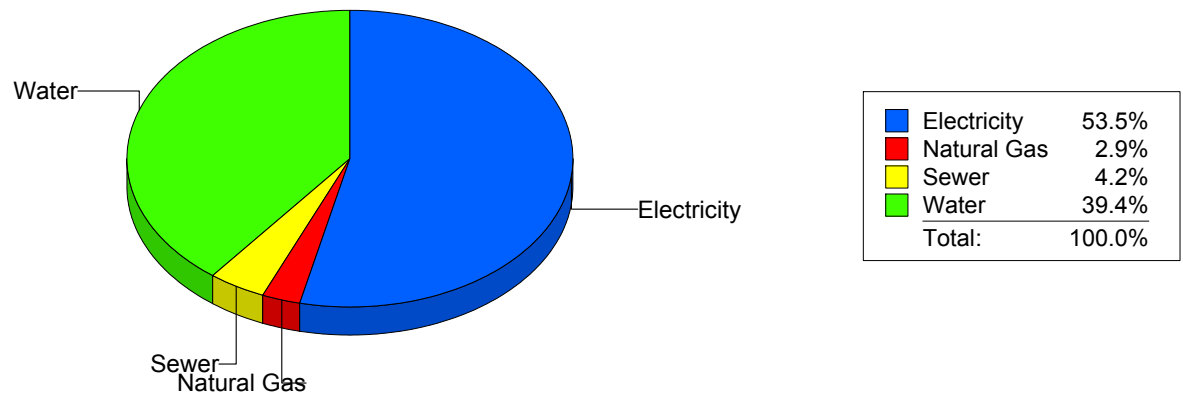
Cost Avoidance Program

Cost Summary Graph

Grouped by Energy Type

| Energy Type | Use | Units | Meter Cost | Special Charges | Total Cost | Avg Unit Cost | % of Total Cost |
|---|--------|-------|------------|-----------------|------------|---------------|-----------------|
| Site: HOUSTON INTERMEDIATE - HOUSTON INTERMEDIATE | | | | | | | |
| Electricity | 29,723 | KWH | \$3,678.86 | \$0.00 | \$3,678.86 | 0.1238 | 53.49% |
| Natural Gas | 240 | CCF | \$200.08 | \$0.00 | \$200.08 | 0.8337 | 2.91% |
| Water | 606 | CCF | \$2,707.36 | \$0.00 | \$2,707.36 | 4.4676 | 39.37% |
| Sewer | 64 | CCF | \$291.24 | \$0.00 | \$291.24 | 4.5506 | 4.23% |
| Total Cost: | | | \$6,877.54 | \$0.00 | \$6,877.54 | | |

For HOUSTON
INTERMEDIATE



Filters: Cost Center Name Not One Of DoNotReport; Billing Period Equal To 200909

elpaso

Energy CAP

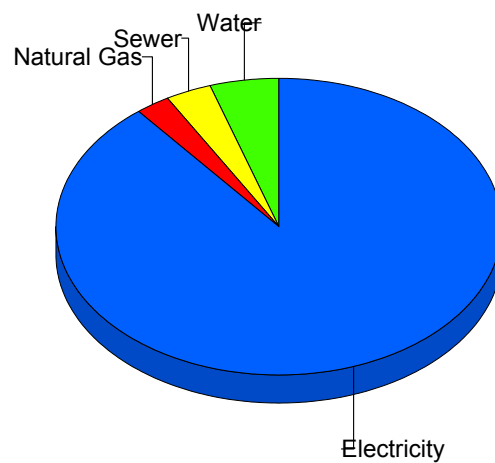
Cost Avoidance Program

Cost Summary Graph

Grouped by Energy Type

| Energy Type | Use | Units | Meter Cost | Special Charges | Total Cost | Avg Unit Cost | % of Total Cost |
|----------------------|--------|-------|------------|-----------------|------------|---------------|-----------------|
| Site: MOYE - HR Moye | | | | | | | |
| Electricity | 77,640 | KWH | \$8,455.88 | \$0.00 | \$8,455.88 | 0.1089 | 89.13% |
| Natural Gas | 466 | CCF | \$239.47 | \$0.00 | \$239.47 | 0.5139 | 2.52% |
| Water | 132 | CCF | \$469.34 | \$0.00 | \$469.34 | 3.5556 | 4.95% |
| Sewer | 87 | CCF | \$322.44 | \$0.00 | \$322.44 | 3.7062 | 3.40% |
| Total Cost: | | | \$9,487.13 | \$0.00 | \$9,487.13 | | |

For HR Moye



| | |
|-------------|--------|
| Electricity | 89.1% |
| Natural Gas | 2.5% |
| Sewer | 3.4% |
| Water | 4.9% |
| Total: | 100.0% |

Filters: Cost Center Name Not One Of DoNotReport; Billing Period Equal To 200909

elpaso

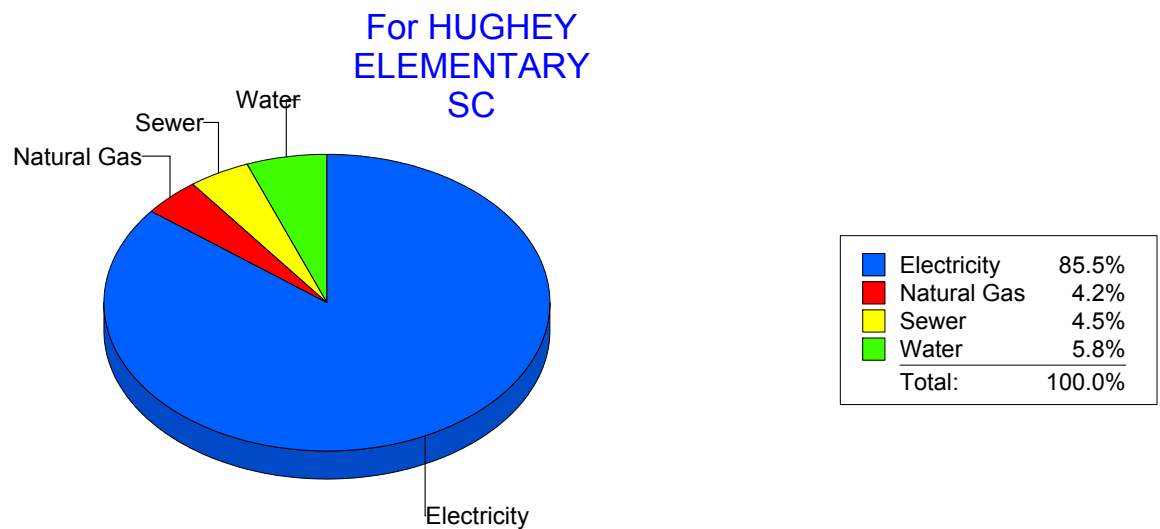
Energy CAP

Cost Avoidance Program

Cost Summary Graph

Grouped by Energy Type

| Energy Type | Use | Units | Meter Cost | Special Charges | Total Cost | Avg Unit Cost | % of Total Cost |
|---|--------|-------|------------|-----------------|------------|---------------|-----------------|
| Site: HUGHEY ELEMENTARY SC - HUGHEY ELEMENTARY SC | | | | | | | |
| Electricity | 33,920 | KWH | \$4,604.86 | \$0.00 | \$4,604.86 | 0.1358 | 85.47% |
| Natural Gas | 438 | CCF | \$226.40 | \$0.00 | \$226.40 | 0.5169 | 4.20% |
| Water | 174 | CCF | \$314.93 | \$0.00 | \$314.93 | 1.8099 | 5.85% |
| Sewer | 141 | CCF | \$241.31 | \$0.00 | \$241.31 | 1.7114 | 4.48% |
| Total Cost: | | | \$5,387.50 | \$0.00 | \$5,387.50 | | |



Filters: Cost Center Name Not One Of DoNotReport; Billing Period Equal To 200909

elpaso

Energy CAP

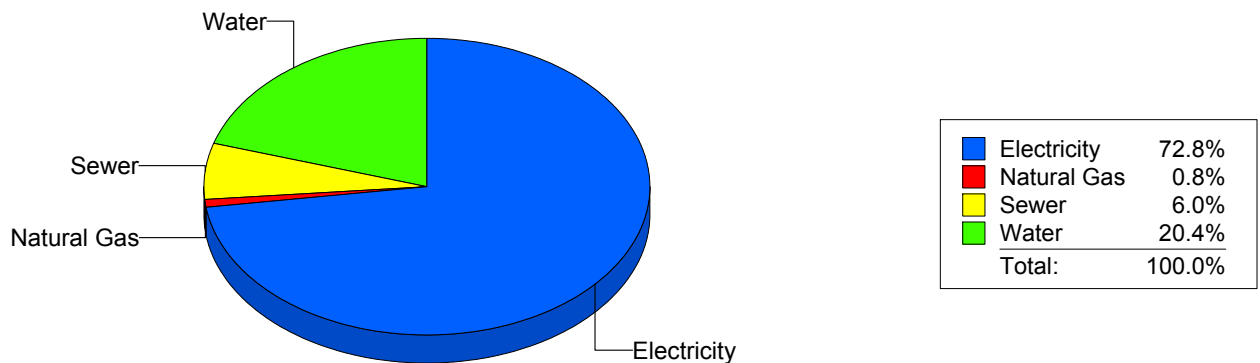
Cost Avoidance Program

Cost Summary Graph

Grouped by Energy Type

| Energy Type | Use | Units | Meter Cost | Special Charges | Total Cost | Avg Unit Cost | % of Total Cost |
|---|---------|-------|-------------|-----------------|-------------|---------------|-----------------|
| Site: IRVIN HIGH SCHOOL - IRVIN HIGH SCHOOL | | | | | | | |
| Electricity | 148,380 | KWH | \$15,776.21 | \$0.00 | \$15,776.21 | 0.1063 | 72.82% |
| Natural Gas | 257 | CCF | \$175.30 | \$0.00 | \$175.30 | 0.6821 | 0.81% |
| Water | 2,135 | CCF | \$4,414.34 | \$0.00 | \$4,414.34 | 2.0676 | 20.38% |
| Sewer | 914 | CCF | \$1,298.39 | \$0.00 | \$1,298.39 | 1.4206 | 5.99% |
| Total Cost: | | | \$21,664.24 | \$0.00 | \$21,664.24 | | |

For IRVIN HIGH SCHOOL



Filters: Cost Center Name Not One Of DoNotReport; Billing Period Equal To 200909

el Paso

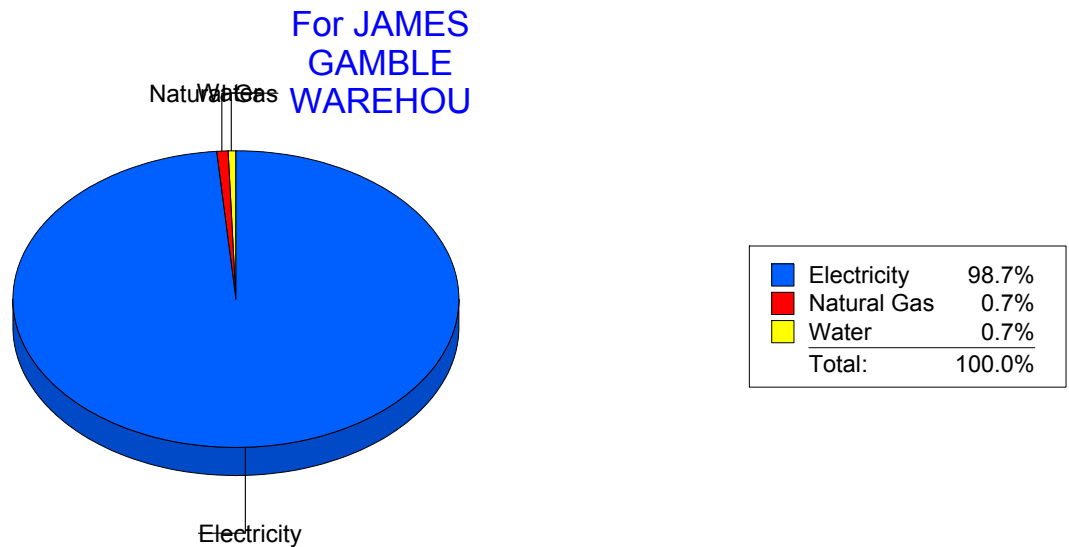
Energy CAP

Cost Avoidance Program

Cost Summary Graph

Grouped by Energy Type

| Energy Type | Use | Units | Meter Cost | Special Charges | Total Cost | Avg Unit Cost | % of Total Cost |
|---|--------|-------|------------|-----------------|------------|---------------|-----------------|
| Site: JAMES GAMBLE WAREHOU - JAMES GAMBLE WAREHOU | | | | | | | |
| Electricity | 44,700 | KWH | \$5,337.65 | \$0.00 | \$5,337.65 | 0.1194 | 98.66% |
| Natural Gas | 8 | CCF | \$36.27 | \$0.00 | \$36.27 | 4.4778 | 0.67% |
| Water | 0 | CCF | \$36.36 | \$0.00 | \$36.36 | 0.0000 | 0.67% |
| Total Cost: | | | \$5,410.28 | \$0.00 | \$5,410.28 | | |



Filters: Cost Center Name Not One Of DoNotReport; Billing Period Equal To 200909

elpaso

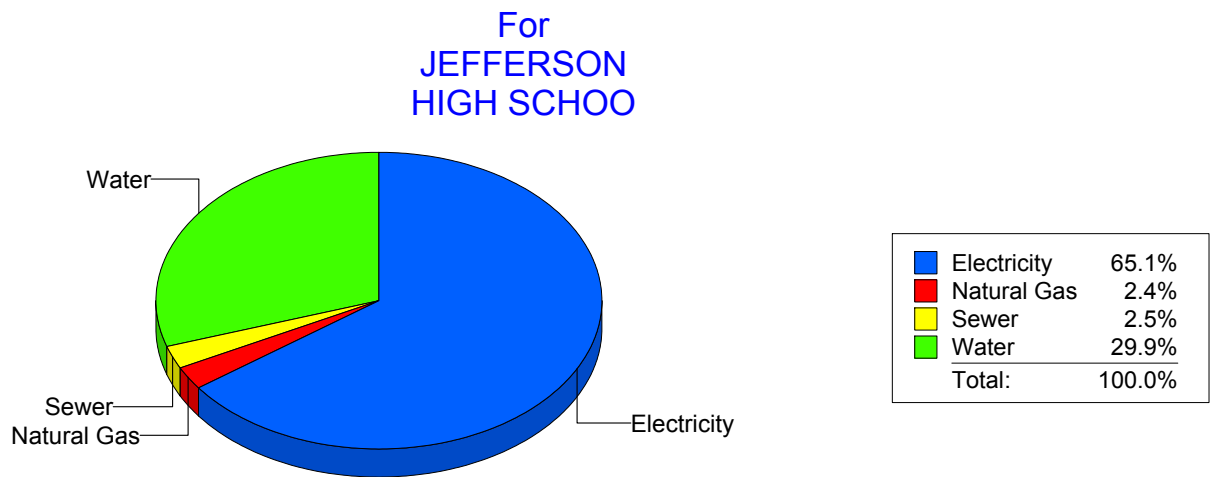
Energy CAP

Cost Avoidance Program

Cost Summary Graph

Grouped by Energy Type

| Energy Type | Use | Units | Meter Cost | Special Charges | Total Cost | Avg Unit Cost | % of Total Cost |
|---|---------|-------|-------------|-----------------|-------------|---------------|-----------------|
| Site: JEFFERSON HIGH SCHOO - JEFFERSON HIGH SCHOO | | | | | | | |
| Electricity | 158,012 | KWH | \$16,816.60 | \$0.00 | \$16,816.60 | 0.1064 | 65.14% |
| Natural Gas | 887 | CCF | \$630.13 | \$0.00 | \$630.13 | 0.7104 | 2.44% |
| Water | 2,806 | CCF | \$7,726.03 | \$0.00 | \$7,726.03 | 2.7534 | 29.93% |
| Sewer | 236 | CCF | \$644.27 | \$0.00 | \$644.27 | 2.7300 | 2.50% |
| Total Cost: | | | \$25,817.03 | \$0.00 | \$25,817.03 | | |



Filters: Cost Center Name Not One Of DoNotReport; Billing Period Equal To 200909

elpaso

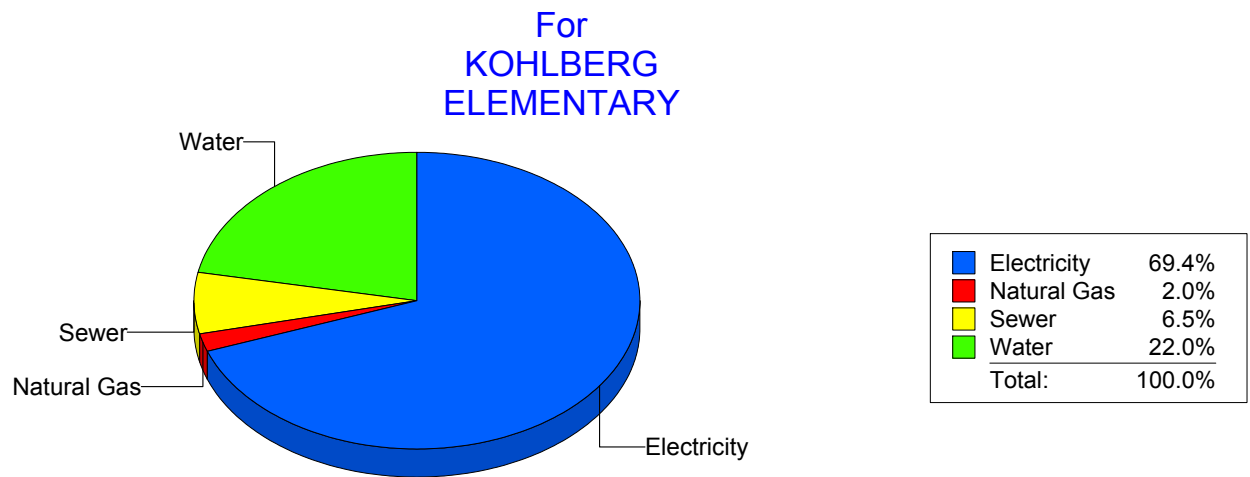
Energy CAP

Cost Avoidance Program

Cost Summary Graph

Grouped by Energy Type

| Energy Type | Use | Units | Meter Cost | Special Charges | Total Cost | Avg Unit Cost | % of Total Cost |
|---|--------|-------|-------------|-----------------|-------------|---------------|-----------------|
| Site: KOHLBERG ELEMENTARY - KOHLBERG ELEMENTARY | | | | | | | |
| Electricity | 59,840 | KWH | \$6,963.04 | \$0.00 | \$6,963.04 | 0.1164 | 69.44% |
| Natural Gas | 383 | CCF | \$205.40 | \$0.00 | \$205.40 | 0.5363 | 2.05% |
| Water | 941 | CCF | \$2,210.45 | \$0.00 | \$2,210.45 | 2.3490 | 22.05% |
| Sewer | 363 | CCF | \$648.10 | \$0.00 | \$648.10 | 1.7854 | 6.46% |
| Total Cost: | | | \$10,026.99 | \$0.00 | \$10,026.99 | | |



Filters: Cost Center Name Not One Of DoNotReport; Billing Period Equal To 200909

elpaso

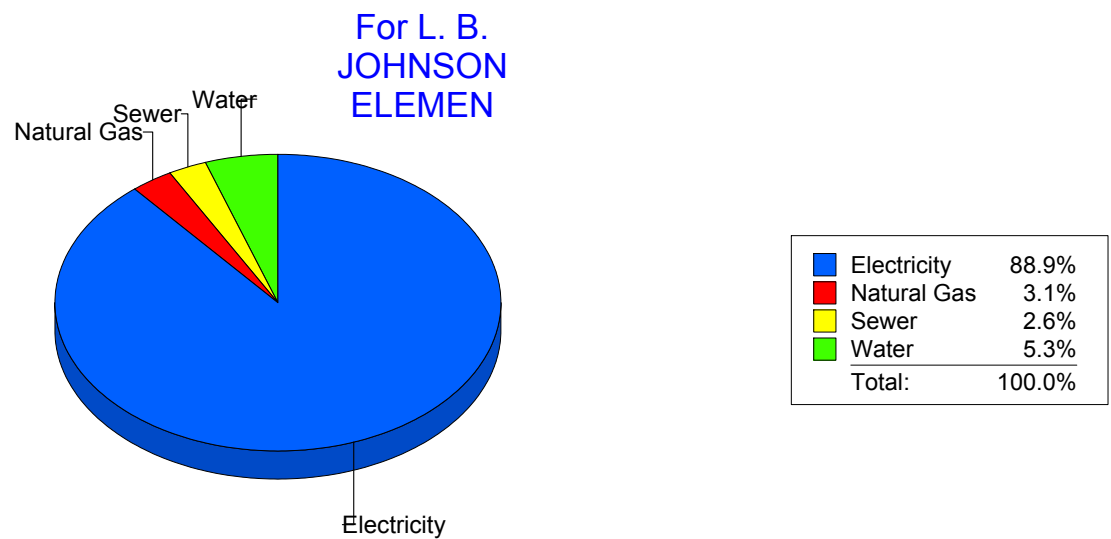
Energy CAP

Cost Avoidance Program

Cost Summary Graph

Grouped by Energy Type

| Energy Type | Use | Units | Meter Cost | Special Charges | Total Cost | Avg Unit Cost | % of Total Cost |
|---|--------|-------|-------------|-----------------|-------------|---------------|-----------------|
| Site: L. B. JOHNSON ELEMEN - L. B. JOHNSON ELEMEN | | | | | | | |
| Electricity | 73,850 | KWH | \$9,275.07 | \$0.00 | \$9,275.07 | 0.1256 | 88.94% |
| Natural Gas | 582 | CCF | \$325.05 | \$0.00 | \$325.05 | 0.5585 | 3.12% |
| Water | 349 | CCF | \$551.81 | \$0.00 | \$551.81 | 1.5811 | 5.29% |
| Sewer | 109 | CCF | \$276.04 | \$0.00 | \$276.04 | 2.5325 | 2.65% |
| Total Cost: | | | \$10,427.97 | \$0.00 | \$10,427.97 | | |



Filters: Cost Center Name Not One Of DoNotReport; Billing Period Equal To 200909

elpaso

Energy CAP

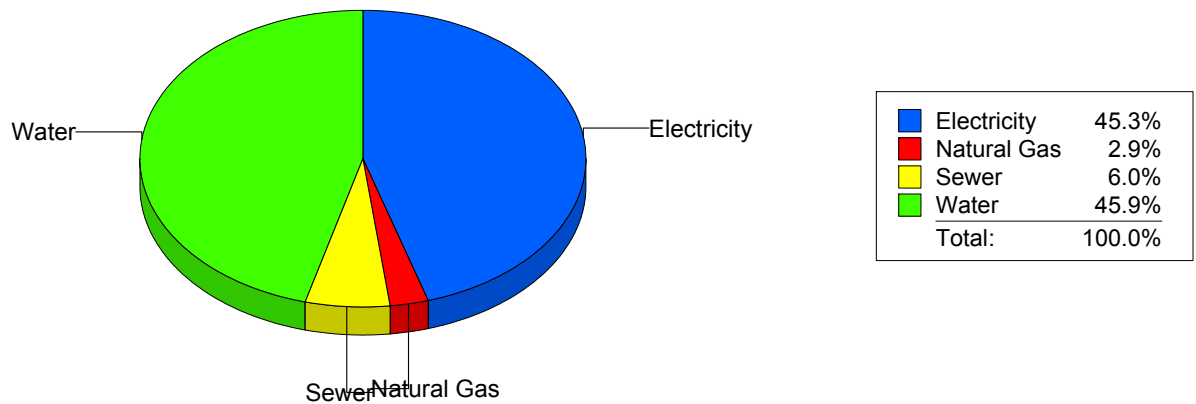
Cost Avoidance Program

Cost Summary Graph

Grouped by Energy Type

| Energy Type | Use | Units | Meter Cost | Special Charges | Total Cost | Avg Unit Cost | % of Total Cost |
|---|--------|-------|-------------|-----------------|-------------|---------------|-----------------|
| Site: LAMAR ELEMENTARY SCH - LAMAR ELEMENTARY SCH | | | | | | | |
| Electricity | 39,900 | KWH | \$4,743.38 | \$0.00 | \$4,743.38 | 0.1189 | 45.26% |
| Natural Gas | 464 | CCF | \$305.29 | \$0.00 | \$305.29 | 0.6580 | 2.91% |
| Water | 1,266 | CCF | \$4,806.92 | \$0.00 | \$4,806.92 | 3.7969 | 45.87% |
| Sewer | 226 | CCF | \$624.48 | \$0.00 | \$624.48 | 2.7632 | 5.96% |
| Total Cost: | | | \$10,480.07 | \$0.00 | \$10,480.07 | | |

For LAMAR
ELEMENTARY
SCH



Filters: Cost Center Name Not One Of DoNotReport; Billing Period Equal To 200909

elpaso

Energy CAP

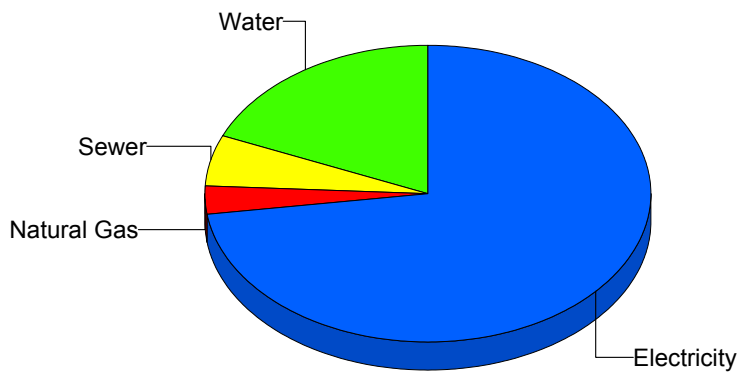
Cost Avoidance Program

Cost Summary Graph

Grouped by Energy Type

| Energy Type | Use | Units | Meter Cost | Special Charges | Total Cost | Avg Unit Cost | % of Total Cost |
|---------------------------------------|--------|-------|------------|-----------------|------------|---------------|-----------------|
| Site: LEE ELEMENTARY - LEE ELEMENTARY | | | | | | | |
| Electricity | 42,032 | KWH | \$5,459.87 | \$0.00 | \$5,459.87 | 0.1299 | 72.86% |
| Natural Gas | 329 | CCF | \$227.57 | \$0.00 | \$227.57 | 0.6917 | 3.04% |
| Water | 502 | CCF | \$1,388.37 | \$0.00 | \$1,388.37 | 2.7657 | 18.53% |
| Sewer | 107 | CCF | \$417.54 | \$0.00 | \$417.54 | 3.9022 | 5.57% |
| Total Cost: | | | \$7,493.35 | \$0.00 | \$7,493.35 | | |

For LEE
ELEMENTARY



| | |
|-------------|--------|
| Electricity | 72.9% |
| Natural Gas | 3.0% |
| Sewer | 5.6% |
| Water | 18.5% |
| Total: | 100.0% |

Filters: Cost Center Name Not One Of DoNotReport; Billing Period Equal To 200909

elpaso

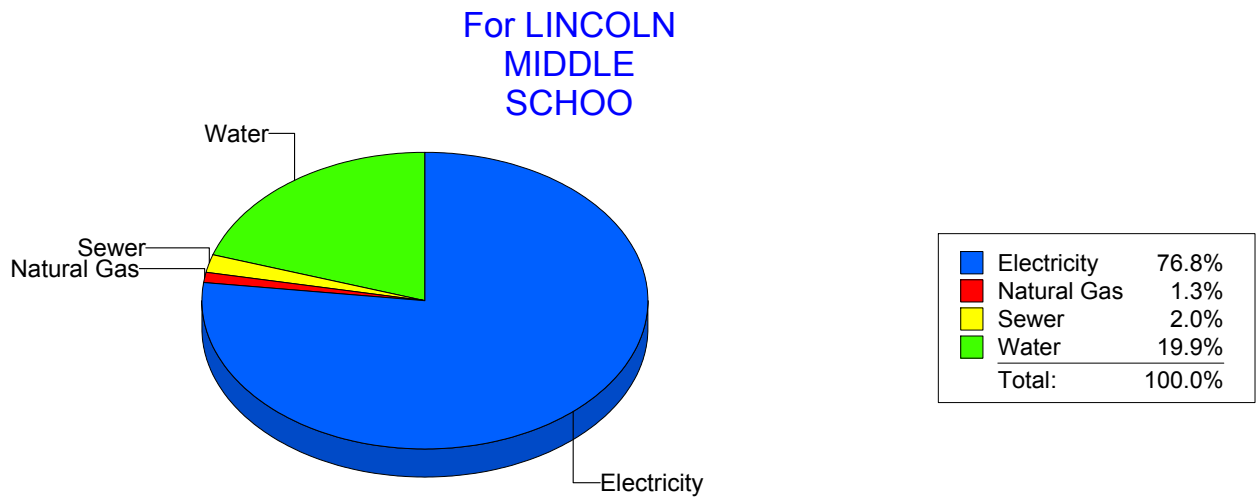
Energy CAP

Cost Avoidance Program

Cost Summary Graph

Grouped by Energy Type

| Energy Type | Use | Units | Meter Cost | Special Charges | Total Cost | Avg Unit Cost | % of Total Cost |
|---|---------|-------|-------------|-----------------|-------------|---------------|-----------------|
| Site: LINCOLN MIDDLE SCHOO - LINCOLN MIDDLE SCHOO | | | | | | | |
| Electricity | 175,200 | KWH | \$17,371.99 | \$0.00 | \$17,371.99 | 0.0992 | 76.85% |
| Natural Gas | 571 | CCF | \$287.02 | \$0.00 | \$287.02 | 0.5027 | 1.27% |
| Water | 1,268 | CCF | \$4,496.84 | \$0.00 | \$4,496.84 | 3.5464 | 19.89% |
| Sewer | 246 | CCF | \$450.03 | \$0.00 | \$450.03 | 1.8294 | 1.99% |
| Total Cost: | | | \$22,605.88 | \$0.00 | \$22,605.88 | | |



Filters: Cost Center Name Not One Of DoNotReport; Billing Period Equal To 200909

elpaso

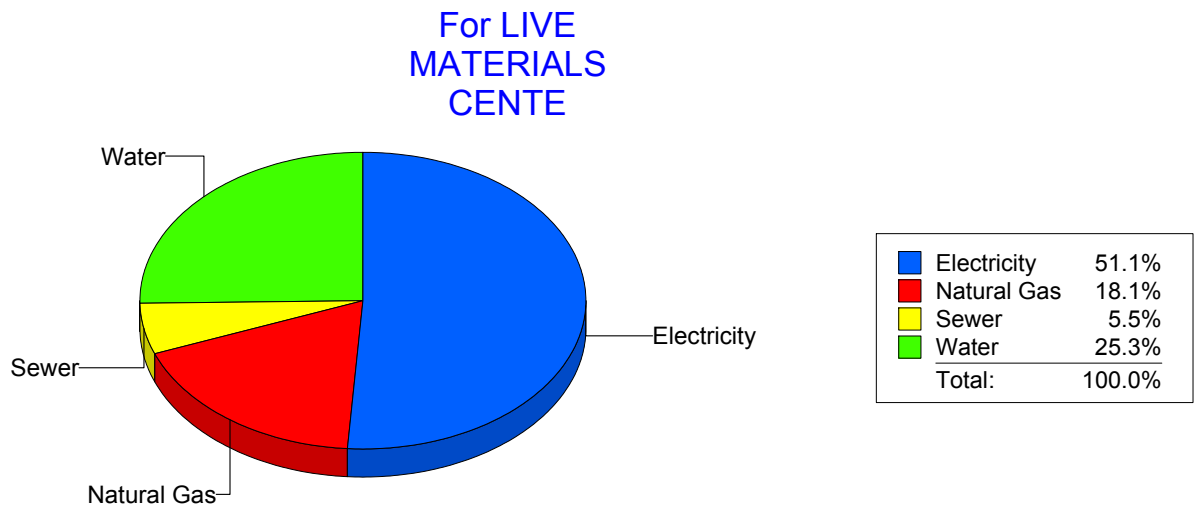
Energy CAP

Cost Avoidance Program

Cost Summary Graph

Grouped by Energy Type

| Energy Type | Use | Units | Meter Cost | Special Charges | Total Cost | Avg Unit Cost | % of Total Cost |
|---|-------|-------|------------|-----------------|------------|---------------|-----------------|
| Site: LIVE MATERIALS CENTE - LIVE MATERIALS CENTE | | | | | | | |
| Electricity | 1,114 | KWH | \$198.67 | \$0.00 | \$198.67 | 0.1783 | 51.12% |
| Natural Gas | 10 | CCF | \$70.29 | \$0.00 | \$70.29 | 7.0290 | 18.09% |
| Water | 24 | CCF | \$98.20 | \$0.00 | \$98.20 | 4.0917 | 25.27% |
| Sewer | 2 | CCF | \$21.49 | \$0.00 | \$21.49 | 10.7450 | 5.53% |
| Total Cost: | | | \$388.65 | \$0.00 | \$388.65 | | |



Filters: Cost Center Name Not One Of DoNotReport; Billing Period Equal To 200909

el Paso

Energy CAP

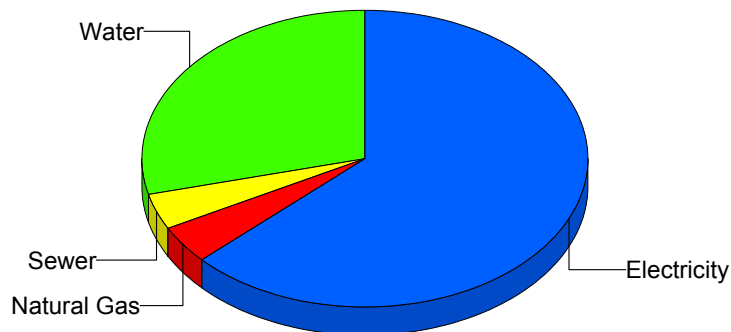
Cost Avoidance Program

Cost Summary Graph

Grouped by Energy Type

| Energy Type | Use | Units | Meter Cost | Special Charges | Total Cost | Avg Unit Cost | % of Total Cost |
|---|--------|-------|------------|-----------------|------------|---------------|-----------------|
| Site: LOGAN ELEMENTARY - LOGAN ELEMENTARY | | | | | | | |
| Electricity | 28,100 | KWH | \$3,080.22 | \$0.00 | \$3,080.22 | 0.1096 | 63.19% |
| Natural Gas | 13 | CCF | \$196.64 | \$0.00 | \$196.64 | 15.1262 | 4.03% |
| Water | 430 | CCF | \$1,404.33 | \$0.00 | \$1,404.33 | 3.2659 | 28.81% |
| Sewer | 103 | CCF | \$193.05 | \$0.00 | \$193.05 | 1.8743 | 3.96% |
| Total Cost: | | | \$4,874.24 | \$0.00 | \$4,874.24 | | |

For LOGAN
ELEMENTARY



| | |
|-------------|--------|
| Electricity | 63.2% |
| Natural Gas | 4.0% |
| Sewer | 4.0% |
| Water | 28.8% |
| Total: | 100.0% |

Filters: Cost Center Name Not One Of DoNotReport; Billing Period Equal To 200909

elpaso

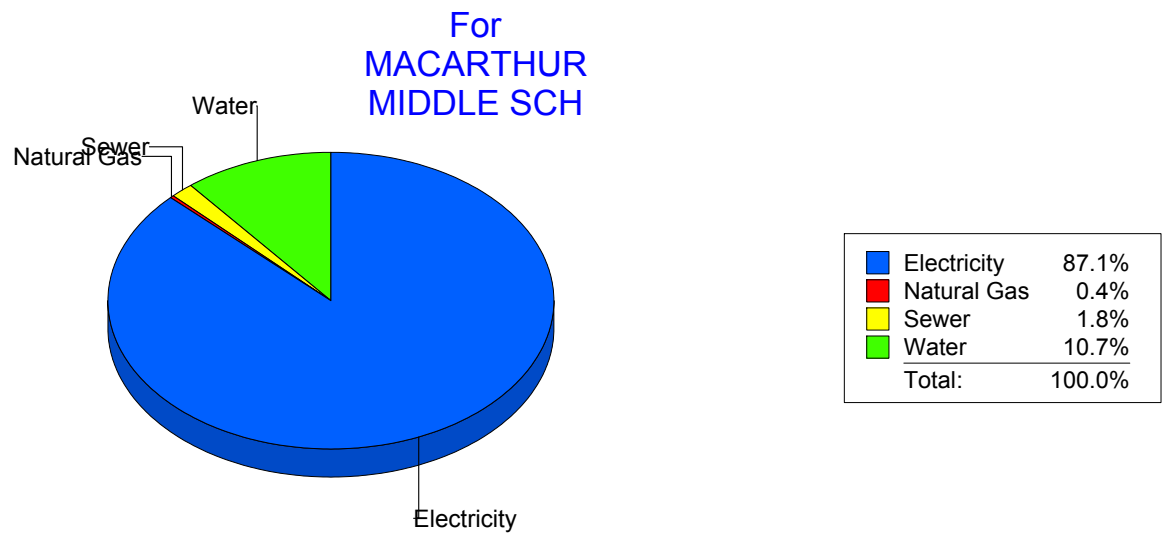
Energy CAP

Cost Avoidance Program

Cost Summary Graph

Grouped by Energy Type

| Energy Type | Use | Units | Meter Cost | Special Charges | Total Cost | Avg Unit Cost | % of Total Cost |
|---|---------|-------|-------------|-----------------|-------------|---------------|-----------------|
| Site: MACARTHUR MIDDLE SCH - MACARTHUR MIDDLE SCH | | | | | | | |
| Electricity | 108,120 | KWH | \$13,106.07 | \$0.00 | \$13,106.07 | 0.1212 | 87.11% |
| Natural Gas | 80 | CCF | \$61.59 | \$0.00 | \$61.59 | 0.7699 | 0.41% |
| Water | 514 | CCF | \$1,613.67 | \$0.00 | \$1,613.67 | 3.1394 | 10.73% |
| Sewer | 99 | CCF | \$263.34 | \$0.00 | \$263.34 | 2.6600 | 1.75% |
| Total Cost: | | | \$15,044.67 | \$0.00 | \$15,044.67 | | |



Filters: Cost Center Name Not One Of DoNotReport; Billing Period Equal To 200909

elpaso

Energy CAP

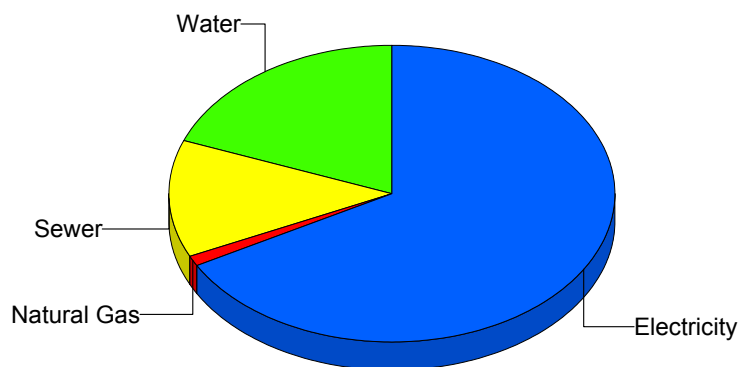
Cost Avoidance Program

Cost Summary Graph

Grouped by Energy Type

| Energy Type | Use | Units | Meter Cost | Special Charges | Total Cost | Avg Unit Cost | % of Total Cost |
|---|--------|-------|------------|-----------------|------------|---------------|-----------------|
| Site: MAGOFFIN MIDDLE SCHO - MAGOFFIN MIDDLE SCHO | | | | | | | |
| Electricity | 26,814 | KWH | \$3,178.69 | \$0.00 | \$3,178.69 | 0.1185 | 67.01% |
| Natural Gas | 56 | CCF | \$53.05 | \$0.00 | \$53.05 | 0.9524 | 1.12% |
| Water | 320 | CCF | \$913.76 | \$0.00 | \$913.76 | 2.8555 | 19.26% |
| Sewer | 304 | CCF | \$598.03 | \$0.00 | \$598.03 | 1.9672 | 12.61% |
| Total Cost: | | | \$4,743.53 | \$0.00 | \$4,743.53 | | |

For MAGOFFIN
MIDDLE SCHO



Filters: Cost Center Name Not One Of DoNotReport; Billing Period Equal To 200909

elpaso

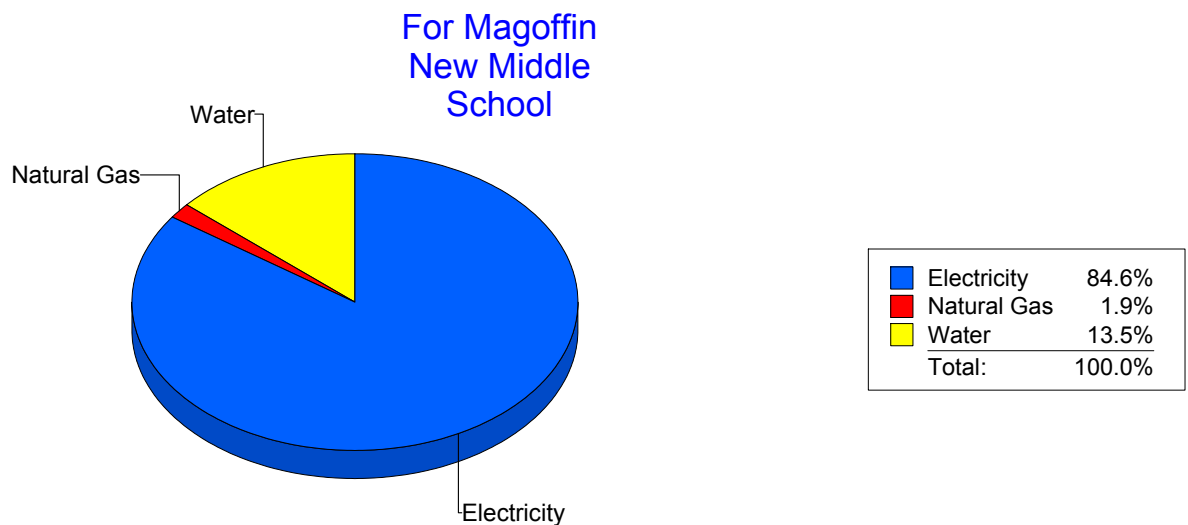
Energy CAP

Cost Avoidance Program

Cost Summary Graph

Grouped by Energy Type

| Energy Type | Use | Units | Meter Cost | Special Charges | Total Cost | Avg Unit Cost | % of Total Cost |
|---|---------|-------|-------------|-----------------|-------------|---------------|-----------------|
| Site: MAGOFFINMIDDLESCHOOLN047 - Magoffin New Middle School | | | | | | | |
| Electricity | 161,400 | KWH | \$15,220.44 | \$0.00 | \$15,220.44 | 0.0943 | 84.62% |
| Natural Gas | 691 | CCF | \$340.60 | \$0.00 | \$340.60 | 0.4929 | 1.89% |
| Water | 650 | CCF | \$2,425.31 | \$0.00 | \$2,425.31 | 3.7312 | 13.48% |
| Total Cost: | | | \$17,986.35 | \$0.00 | \$17,986.35 | | |



Filters: Cost Center Name Not One Of DoNotReport; Billing Period Equal To 200909

elpaso

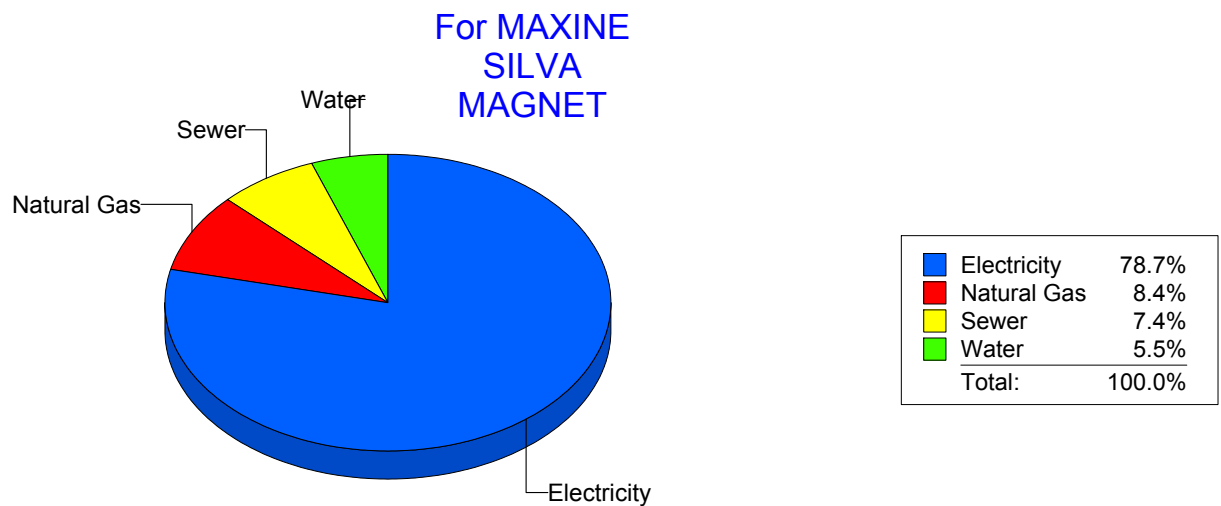
Energy CAP

Cost Avoidance Program

Cost Summary Graph

Grouped by Energy Type

| Energy Type | Use | Units | Meter Cost | Special Charges | Total Cost | Avg Unit Cost | % of Total Cost |
|---|--------|-------|-------------|-----------------|-------------|---------------|-----------------|
| Site: MAXINE SILVA MAGNET - MAXINE SILVA MAGNET | | | | | | | |
| Electricity | 79,200 | KWH | \$8,592.39 | \$0.00 | \$8,592.39 | 0.1085 | 78.71% |
| Natural Gas | 1,979 | CCF | \$915.48 | \$0.00 | \$915.48 | 0.4626 | 8.39% |
| Water | 310 | CCF | \$596.52 | \$0.00 | \$596.52 | 1.9243 | 5.46% |
| Sewer | 531 | CCF | \$811.98 | \$0.00 | \$811.98 | 1.5292 | 7.44% |
| Total Cost: | | | \$10,916.37 | \$0.00 | \$10,916.37 | | |



Filters: Cost Center Name Not One Of DoNotReport; Billing Period Equal To 200909

elpaso

Energy CAP

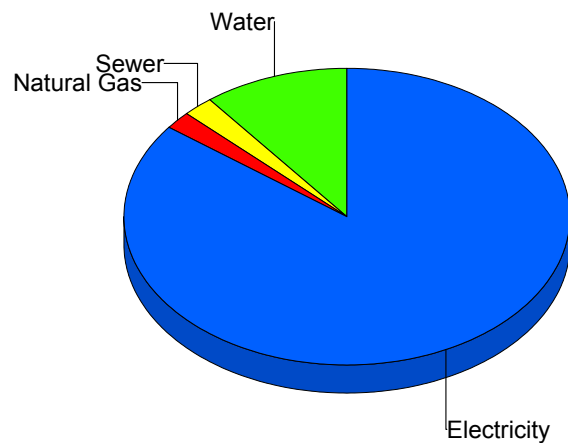
Cost Avoidance Program

Cost Summary Graph

Grouped by Energy Type

| Energy Type | Use | Units | Meter Cost | Special Charges | Total Cost | Avg Unit Cost | % of Total Cost |
|---|--------|-------|-------------|-----------------|-------------|---------------|-----------------|
| Site: MESITA ELEMENTARY - MESITA ELEMENTARY | | | | | | | |
| Electricity | 96,240 | KWH | \$11,811.00 | \$0.00 | \$11,811.00 | 0.1227 | 85.35% |
| Natural Gas | 432 | CCF | \$252.19 | \$0.00 | \$252.19 | 0.5838 | 1.82% |
| Water | 399 | CCF | \$1,458.26 | \$0.00 | \$1,458.26 | 3.6548 | 10.54% |
| Sewer | 83 | CCF | \$317.36 | \$0.00 | \$317.36 | 3.8236 | 2.29% |
| Total Cost: | | | \$13,838.81 | \$0.00 | \$13,838.81 | | |

For MESITA
ELEMENTARY



| | |
|-------------|--------|
| Electricity | 85.3% |
| Natural Gas | 1.8% |
| Sewer | 2.3% |
| Water | 10.5% |
| Total: | 100.0% |

Filters: Cost Center Name Not One Of DoNotReport; Billing Period Equal To 200909

elpaso

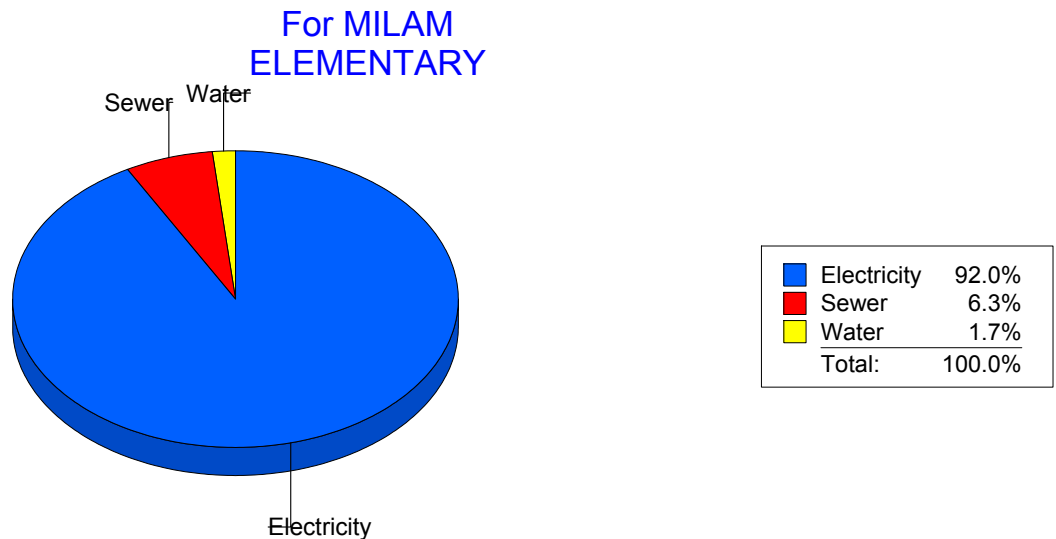
Energy CAP

Cost Avoidance Program

Cost Summary Graph

Grouped by Energy Type

| Energy Type | Use | Units | Meter Cost | Special Charges | Total Cost | Avg Unit Cost | % of Total Cost |
|---|--------|-------|------------|-----------------|------------|---------------|-----------------|
| Site: MILAM ELEMENTARY - MILAM ELEMENTARY | | | | | | | |
| Electricity | 27,600 | KWH | \$3,399.54 | \$0.00 | \$3,399.54 | 0.1232 | 92.03% |
| Water | 98 | CCF | \$62.72 | \$0.00 | \$62.72 | 0.6400 | 1.70% |
| Sewer | 74 | CCF | \$231.59 | \$0.00 | \$231.59 | 3.1296 | 6.27% |
| Total Cost: | | | \$3,693.85 | \$0.00 | \$3,693.85 | | |



Filters: Cost Center Name Not One Of DoNotReport; Billing Period Equal To 200909

elpaso

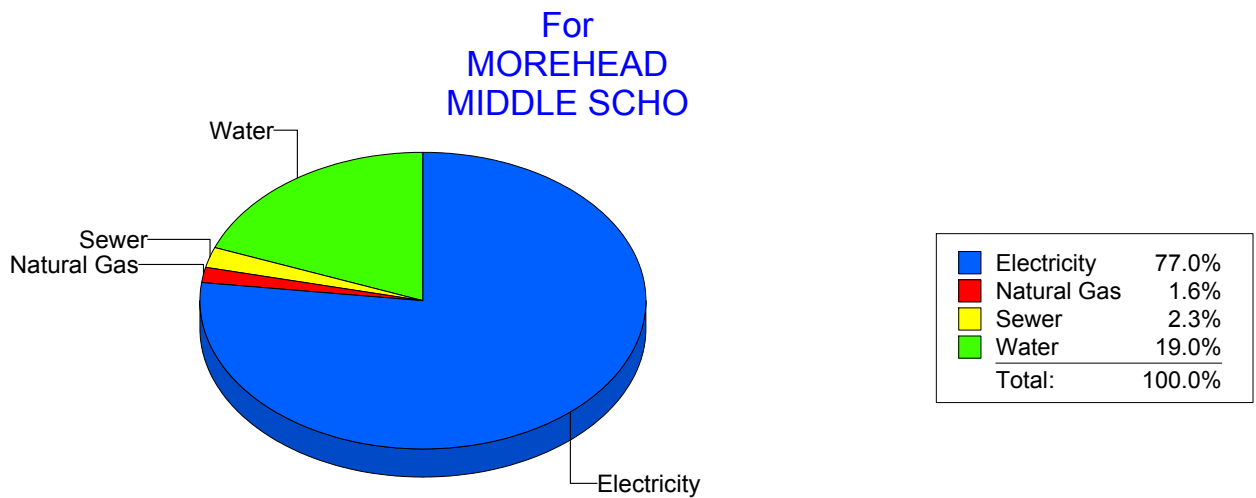
Energy CAP

Cost Avoidance Program

Cost Summary Graph

Grouped by Energy Type

| Energy Type | Use | Units | Meter Cost | Special Charges | Total Cost | Avg Unit Cost | % of Total Cost |
|---|--------|-------|-------------|-----------------|-------------|---------------|-----------------|
| Site: MOREHEAD MIDDLE SCHO - MOREHEAD MIDDLE SCHO | | | | | | | |
| Electricity | 20,082 | KWH | \$13,226.74 | \$0.00 | \$13,226.74 | 0.6586 | 76.98% |
| Natural Gas | 562 | CCF | \$283.02 | \$0.00 | \$283.02 | 0.5036 | 1.65% |
| Water | 1,733 | CCF | \$3,270.57 | \$0.00 | \$3,270.57 | 1.8872 | 19.04% |
| Sewer | 149 | CCF | \$401.18 | \$0.00 | \$401.18 | 2.6925 | 2.33% |
| Total Cost: | | | \$17,181.51 | \$0.00 | \$17,181.51 | | |



Filters: Cost Center Name Not One Of DoNotReport; Billing Period Equal To 200909

elpaso

Energy CAP

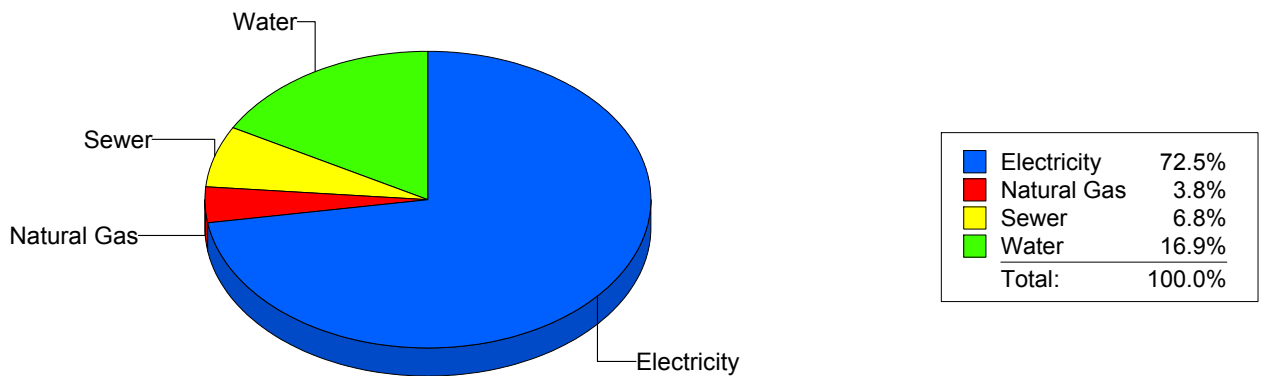
Cost Avoidance Program

Cost Summary Graph

Grouped by Energy Type

| Energy Type | Use | Units | Meter Cost | Special Charges | Total Cost | Avg Unit Cost | % of Total Cost |
|---|--------|-------|------------|-----------------|------------|---------------|-----------------|
| Site: NEWMAN ELEMENTARY - NEWMAN ELEMENTARY | | | | | | | |
| Electricity | 31,184 | KWH | \$4,027.08 | \$0.00 | \$4,027.08 | 0.1291 | 72.48% |
| Natural Gas | 266 | CCF | \$212.88 | \$0.00 | \$212.88 | 0.8003 | 3.83% |
| Water | 441 | CCF | \$937.82 | \$0.00 | \$937.82 | 2.1266 | 16.88% |
| Sewer | 210 | CCF | \$378.42 | \$0.00 | \$378.42 | 1.8020 | 6.81% |
| Total Cost: | | | \$5,556.20 | \$0.00 | \$5,556.20 | | |

For NEWMAN
ELEMENTARY



Filters: Cost Center Name Not One Of DoNotReport; Billing Period Equal To 200909

elpaso

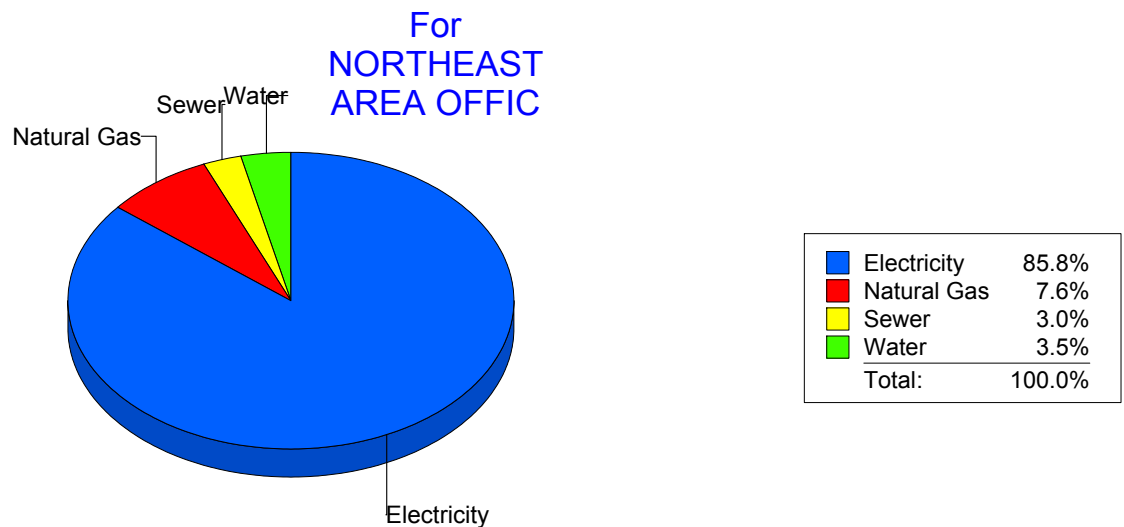
Energy CAP

Cost Avoidance Program

Cost Summary Graph

Grouped by Energy Type

| Energy Type | Use | Units | Meter Cost | Special Charges | Total Cost | Avg Unit Cost | % of Total Cost |
|---|--------|-------|------------|-----------------|------------|---------------|-----------------|
| Site: NORTHEAST AREA OFFIC - NORTHEAST AREA OFFIC | | | | | | | |
| Electricity | 14,600 | KWH | \$1,406.12 | \$0.00 | \$1,406.12 | 0.0963 | 85.85% |
| Natural Gas | 71 | CCF | \$125.17 | \$0.00 | \$125.17 | 1.7630 | 7.64% |
| Water | 10 | CCF | \$57.30 | \$0.00 | \$57.30 | 5.7300 | 3.50% |
| Sewer | 6 | CCF | \$49.33 | \$0.00 | \$49.33 | 8.2217 | 3.01% |
| Total Cost: | | | \$1,637.92 | \$0.00 | \$1,637.92 | | |



Filters: Cost Center Name Not One Of DoNotReport; Billing Period Equal To 200909

elpaso

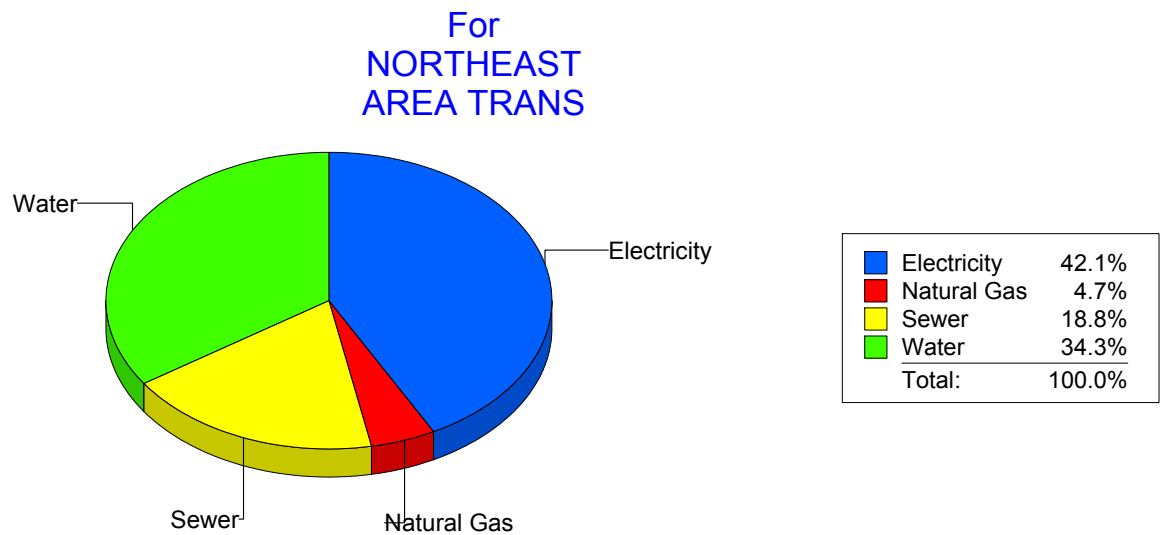
Energy CAP

Cost Avoidance Program

Cost Summary Graph

Grouped by Energy Type

| Energy Type | Use | Units | Meter Cost | Special Charges | Total Cost | Avg Unit Cost | % of Total Cost |
|---|-------|-------|------------|-----------------|------------|---------------|-----------------|
| Site: NORTHEAST AREA TRANS - NORTHEAST AREA TRANS | | | | | | | |
| Electricity | 6,797 | KWH | \$690.93 | \$0.00 | \$690.93 | 0.1017 | 42.12% |
| Natural Gas | 31 | CCF | \$77.69 | \$0.00 | \$77.69 | 2.5061 | 4.74% |
| Water | 181 | CCF | \$563.18 | \$0.00 | \$563.18 | 3.1115 | 34.33% |
| Sewer | 76 | CCF | \$308.47 | \$0.00 | \$308.47 | 4.0588 | 18.81% |
| Total Cost: | | | \$1,640.27 | \$0.00 | \$1,640.27 | | |



Filters: Cost Center Name Not One Of DoNotReport; Billing Period Equal To 200909

elpaso

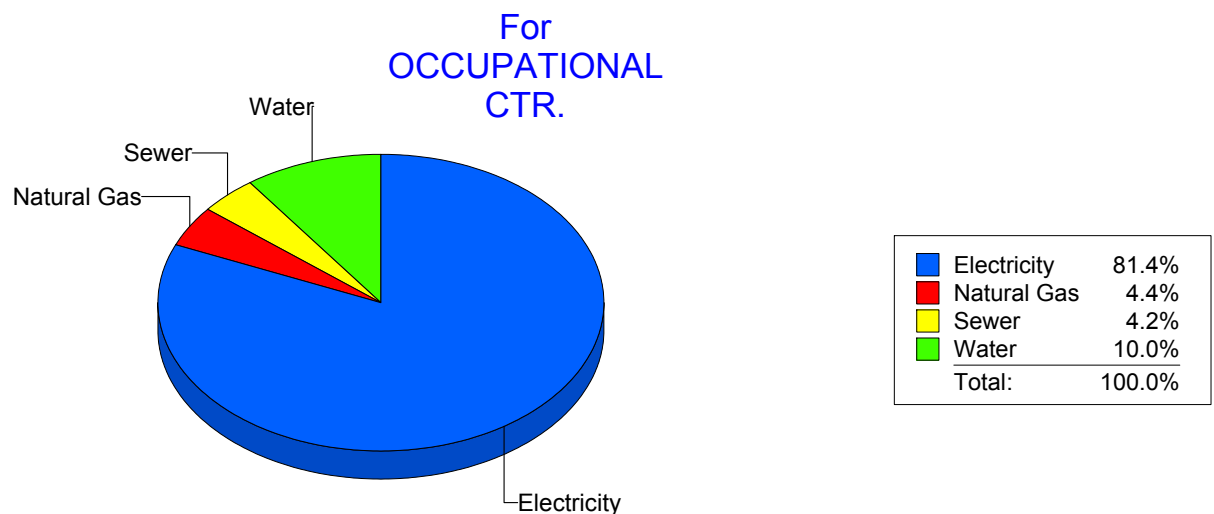
Energy CAP

Cost Avoidance Program

Cost Summary Graph

Grouped by Energy Type

| Energy Type | Use | Units | Meter Cost | Special Charges | Total Cost | Avg Unit Cost | % of Total Cost |
|---|--------|-------|------------|-----------------|------------|---------------|-----------------|
| Site: OCCUPATIONAL CTR. - OCCUPATIONAL CTR. | | | | | | | |
| Electricity | 11,900 | KWH | \$1,428.61 | \$0.00 | \$1,428.61 | 0.1201 | 81.38% |
| Natural Gas | 120 | CCF | \$77.99 | \$0.00 | \$77.99 | 0.6499 | 4.44% |
| Water | 41 | CCF | \$175.29 | \$0.00 | \$175.29 | 4.2754 | 9.99% |
| Sewer | 19 | CCF | \$73.61 | \$0.00 | \$73.61 | 3.8742 | 4.19% |
| Total Cost: | | | \$1,755.50 | \$0.00 | \$1,755.50 | | |



Filters: Cost Center Name Not One Of DoNotReport; Billing Period Equal To 200909

elpaso

Energy CAP

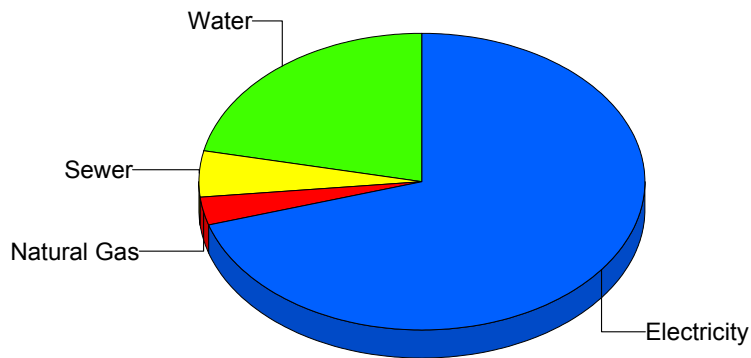
Cost Avoidance Program

Cost Summary Graph

Grouped by Energy Type

| Energy Type | Use | Units | Meter Cost | Special Charges | Total Cost | Avg Unit Cost | % of Total Cost |
|---|--------|-------|------------|-----------------|------------|---------------|-----------------|
| Site: PARK ELEMENTARY - PARK ELEMENTARY | | | | | | | |
| Electricity | 31,198 | KWH | \$4,424.35 | \$0.00 | \$4,424.35 | 0.1418 | 70.17% |
| Natural Gas | 251 | CCF | \$203.03 | \$0.00 | \$203.03 | 0.8089 | 3.22% |
| Water | 411 | CCF | \$1,359.14 | \$0.00 | \$1,359.14 | 3.3069 | 21.56% |
| Sewer | 114 | CCF | \$318.74 | \$0.00 | \$318.74 | 2.7960 | 5.06% |
| Total Cost: | | | \$6,305.26 | \$0.00 | \$6,305.26 | | |

For PARK
ELEMENTARY



| | |
|-------------|--------|
| Electricity | 70.2% |
| Natural Gas | 3.2% |
| Sewer | 5.1% |
| Water | 21.6% |
| Total: | 100.0% |

Filters: Cost Center Name Not One Of DoNotReport; Billing Period Equal To 200909

elpaso

Energy CAP

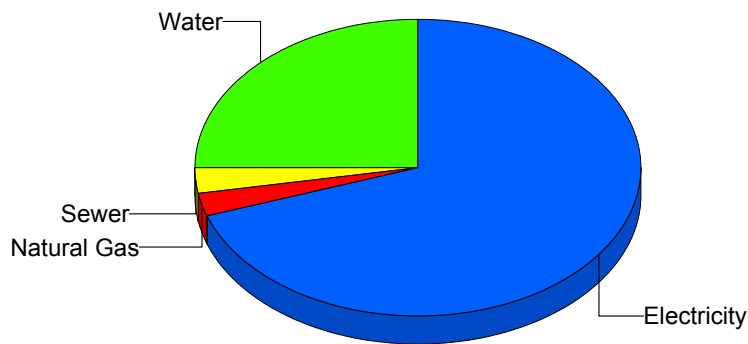
Cost Avoidance Program

Cost Summary Graph

Grouped by Energy Type

| Energy Type | Use | Units | Meter Cost | Special Charges | Total Cost | Avg Unit Cost | % of Total Cost |
|---------------------------------|--------|-------|-------------|-----------------|-------------|---------------|-----------------|
| Site: PAUL MORENO - PAUL MORENO | | | | | | | |
| Electricity | 69,600 | KWH | \$7,713.57 | \$0.00 | \$7,713.57 | 0.1108 | 69.85% |
| Natural Gas | 423 | CCF | \$252.79 | \$0.00 | \$252.79 | 0.5976 | 2.29% |
| Water | 651 | CCF | \$2,754.32 | \$0.00 | \$2,754.32 | 4.2309 | 24.94% |
| Sewer | 107 | CCF | \$322.98 | \$0.00 | \$322.98 | 3.0185 | 2.92% |
| Total Cost: | | | \$11,043.66 | \$0.00 | \$11,043.66 | | |

For PAUL
MORENO



| | |
|-------------|--------|
| Electricity | 69.8% |
| Natural Gas | 2.3% |
| Sewer | 2.9% |
| Water | 24.9% |
| Total: | 100.0% |

Filters: Cost Center Name Not One Of DoNotReport; Billing Period Equal To 200909

el Paso

Energy CAP

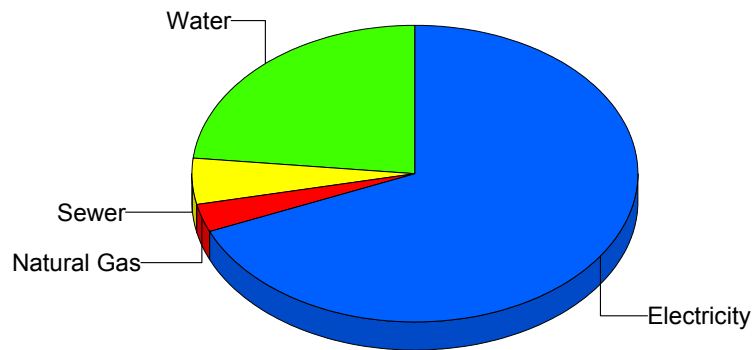
Cost Avoidance Program

Cost Summary Graph

Grouped by Energy Type

| Energy Type | Use | Units | Meter Cost | Special Charges | Total Cost | Avg Unit Cost | % of Total Cost |
|---|--------|-------|------------|-----------------|------------|---------------|-----------------|
| Site: POLK ELEMENTARY - POLK ELEMENTARY | | | | | | | |
| Electricity | 37,110 | KWH | \$4,974.32 | \$0.00 | \$4,974.32 | 0.1340 | 68.68% |
| Natural Gas | 360 | CCF | \$223.38 | \$0.00 | \$223.38 | 0.6205 | 3.08% |
| Water | 576 | CCF | \$1,694.40 | \$0.00 | \$1,694.40 | 2.9417 | 23.39% |
| Sewer | 168 | CCF | \$350.97 | \$0.00 | \$350.97 | 2.0891 | 4.85% |
| Total Cost: | | | \$7,243.07 | \$0.00 | \$7,243.07 | | |

For POLK
ELEMENTARY



| | |
|-------------|--------|
| Electricity | 68.7% |
| Natural Gas | 3.1% |
| Sewer | 4.8% |
| Water | 23.4% |
| Total: | 100.0% |

Filters: Cost Center Name Not One Of DoNotReport; Billing Period Equal To 200909

elpaso

Energy CAP

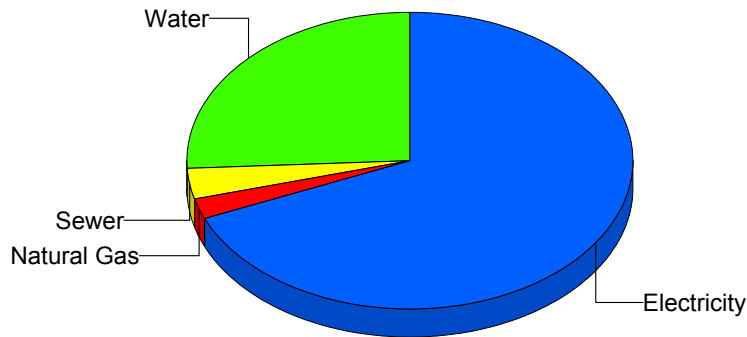
Cost Avoidance Program

Cost Summary Graph

Grouped by Energy Type

| Energy Type | Use | Units | Meter Cost | Special Charges | Total Cost | Avg Unit Cost | % of Total Cost |
|---|--------|-------|------------|-----------------|------------|---------------|-----------------|
| Site: PUTNAM ELEMENTARY - PUTNAM ELEMENTARY | | | | | | | |
| Electricity | 34,945 | KWH | \$4,728.49 | \$0.00 | \$4,728.49 | 0.1353 | 68.60% |
| Natural Gas | 216 | CCF | \$156.17 | \$0.00 | \$156.17 | 0.7230 | 2.27% |
| Water | 541 | CCF | \$1,775.21 | \$0.00 | \$1,775.21 | 3.2813 | 25.76% |
| Sewer | 126 | CCF | \$232.74 | \$0.00 | \$232.74 | 1.8471 | 3.38% |
| Total Cost: | | | \$6,892.61 | \$0.00 | \$6,892.61 | | |

For PUTNAM
ELEMENTARY



| | |
|-------------|--------|
| Electricity | 68.6% |
| Natural Gas | 2.3% |
| Sewer | 3.4% |
| Water | 25.8% |
| Total: | 100.0% |

Filters: Cost Center Name Not One Of DoNotReport; Billing Period Equal To 200909

elpaso

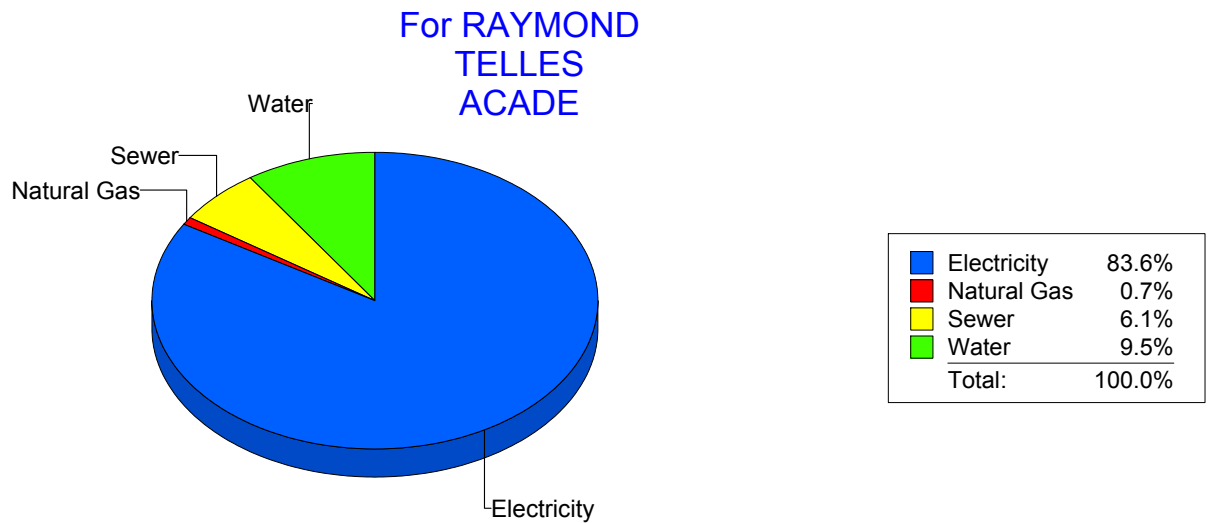
Energy CAP

Cost Avoidance Program

Cost Summary Graph

Grouped by Energy Type

| Energy Type | Use | Units | Meter Cost | Special Charges | Total Cost | Avg Unit Cost | % of Total Cost |
|---|--------|-------|------------|-----------------|------------|---------------|-----------------|
| Site: RAYMOND TELLES ACADE - RAYMOND TELLES ACADE | | | | | | | |
| Electricity | 49,800 | KWH | \$5,359.69 | \$0.00 | \$5,359.69 | 0.1076 | 83.64% |
| Natural Gas | 35 | CCF | \$45.72 | \$0.00 | \$45.72 | 1.3063 | 0.71% |
| Water | 319 | CCF | \$609.57 | \$0.00 | \$609.57 | 1.9109 | 9.51% |
| Sewer | 201 | CCF | \$392.88 | \$0.00 | \$392.88 | 1.9546 | 6.13% |
| Total Cost: | | | \$6,407.86 | \$0.00 | \$6,407.86 | | |



Filters: Cost Center Name Not One Of DoNotReport; Billing Period Equal To 200909

elpaso

Energy CAP

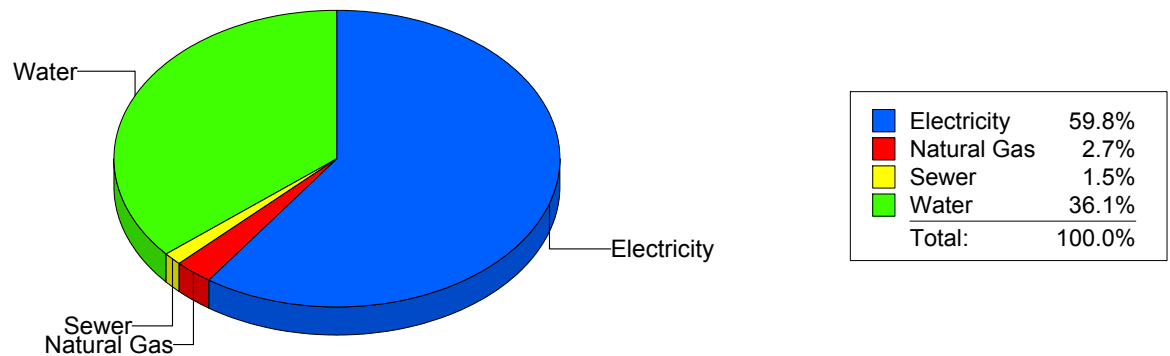
Cost Avoidance Program

Cost Summary Graph

Grouped by Energy Type

| Energy Type | Use | Units | Meter Cost | Special Charges | Total Cost | Avg Unit Cost | % of Total Cost |
|---|---------|-------|-------------|-----------------|-------------|---------------|-----------------|
| Site: RICHARDSON MIDDLE - RICHARDSON MIDDLE | | | | | | | |
| Electricity | 114,600 | KWH | \$12,457.62 | \$0.00 | \$12,457.62 | 0.1087 | 59.77% |
| Natural Gas | 1,189 | CCF | \$562.86 | \$0.00 | \$562.86 | 0.4734 | 2.70% |
| Water | 1,657 | CCF | \$7,516.89 | \$0.00 | \$7,516.89 | 4.5364 | 36.06% |
| Sewer | 132 | CCF | \$305.25 | \$0.00 | \$305.25 | 2.3125 | 1.46% |
| Total Cost: | | | \$20,842.62 | \$0.00 | \$20,842.62 | | |

For
RICHARDSON
MIDDLE



Filters: Cost Center Name Not One Of DoNotReport; Billing Period Equal To 200909

elpaso

Energy CAP

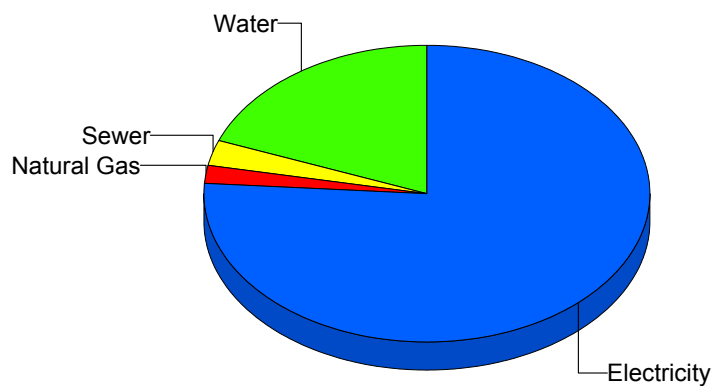
Cost Avoidance Program

Cost Summary Graph

Grouped by Energy Type

| Energy Type | Use | Units | Meter Cost | Special Charges | Total Cost | Avg Unit Cost | % of Total Cost |
|---|--------|-------|-------------|-----------------|-------------|---------------|-----------------|
| Site: RIVERA ELEMENTARY - RIVERA ELEMENTARY | | | | | | | |
| Electricity | 66,000 | KWH | \$7,889.80 | \$0.00 | \$7,889.80 | 0.1195 | 76.21% |
| Natural Gas | 324 | CCF | \$204.62 | \$0.00 | \$204.62 | 0.6315 | 1.98% |
| Water | 656 | CCF | \$1,971.44 | \$0.00 | \$1,971.44 | 3.0052 | 19.04% |
| Sewer | 118 | CCF | \$287.47 | \$0.00 | \$287.47 | 2.4362 | 2.78% |
| Total Cost: | | | \$10,353.33 | \$0.00 | \$10,353.33 | | |

For RIVERA
ELEMENTARY



| | |
|-------------|--------|
| Electricity | 76.2% |
| Natural Gas | 2.0% |
| Sewer | 2.8% |
| Water | 19.0% |
| Total: | 100.0% |

Filters: Cost Center Name Not One Of DoNotReport; Billing Period Equal To 200909

elpaso

Energy CAP

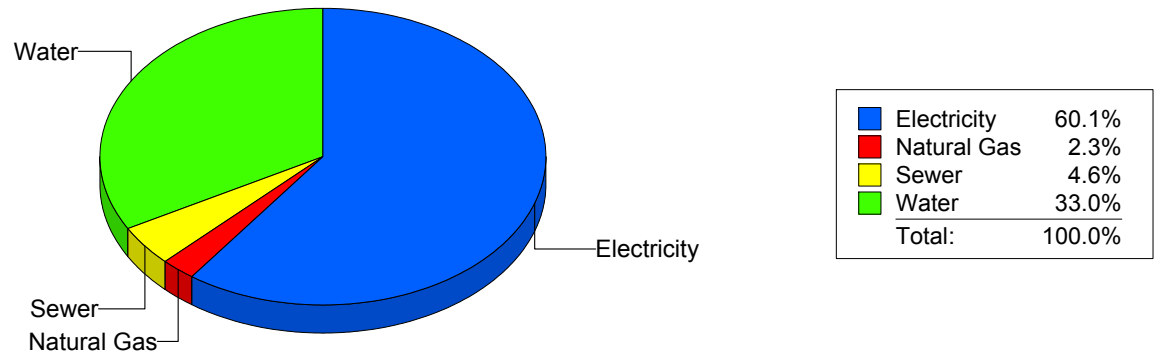
Cost Avoidance Program

Cost Summary Graph

Grouped by Energy Type

| Energy Type | Use | Units | Meter Cost | Special Charges | Total Cost | Avg Unit Cost | % of Total Cost |
|---|--------|-------|------------|-----------------|------------|---------------|-----------------|
| Site: ROBERTS ELEMENTARY - ROBERTS ELEMENTARY | | | | | | | |
| Electricity | 52,571 | KWH | \$5,899.34 | \$0.00 | \$5,899.34 | 0.1122 | 60.11% |
| Natural Gas | 367 | CCF | \$223.55 | \$0.00 | \$223.55 | 0.6091 | 2.28% |
| Water | 1,001 | CCF | \$3,235.08 | \$0.00 | \$3,235.08 | 3.2318 | 32.96% |
| Sewer | 243 | CCF | \$456.33 | \$0.00 | \$456.33 | 1.8779 | 4.65% |
| Total Cost: | | | \$9,814.30 | \$0.00 | \$9,814.30 | | |

For ROBERTS
ELEMENTARY



Filters: Cost Center Name Not One Of DoNotReport; Billing Period Equal To 200909

elpaso

Energy CAP

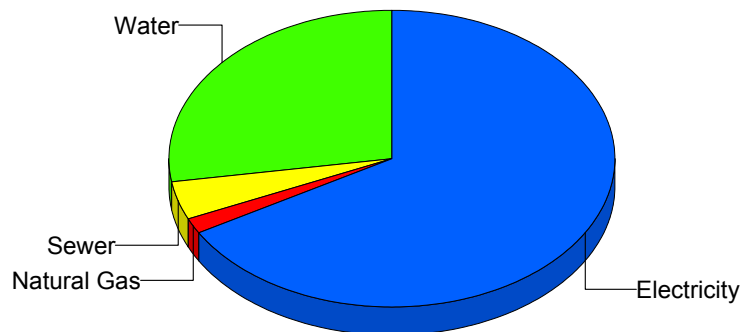
Cost Avoidance Program

Cost Summary Graph

Grouped by Energy Type

| Energy Type | Use | Units | Meter Cost | Special Charges | Total Cost | Avg Unit Cost | % of Total Cost |
|---|--------|-------|------------|-----------------|------------|---------------|-----------------|
| Site: ROSA GUERRERO ELEMEN - ROSA GUERRERO ELEMEN | | | | | | | |
| Electricity | 52,960 | KWH | \$6,539.52 | \$0.00 | \$6,539.52 | 0.1235 | 66.58% |
| Natural Gas | 268 | CCF | \$180.45 | \$0.00 | \$180.45 | 0.6726 | 1.84% |
| Water | 1,218 | CCF | \$2,709.01 | \$0.00 | \$2,709.01 | 2.2241 | 27.58% |
| Sewer | 152 | CCF | \$392.89 | \$0.00 | \$392.89 | 2.5848 | 4.00% |
| Total Cost: | | | \$9,821.87 | \$0.00 | \$9,821.87 | | |

For ROSA
GUERRERO
ELEMEN



| | |
|-------------|--------|
| Electricity | 66.6% |
| Natural Gas | 1.8% |
| Sewer | 4.0% |
| Water | 27.6% |
| Total: | 100.0% |

Filters: Cost Center Name Not One Of DoNotReport; Billing Period Equal To 200909

elpaso

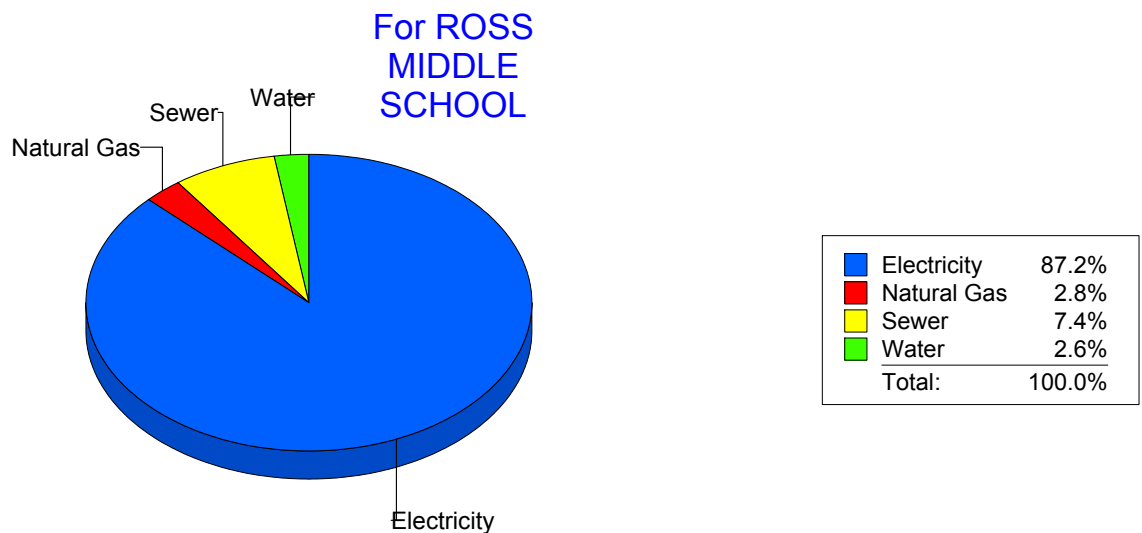
Energy CAP

Cost Avoidance Program

Cost Summary Graph

Grouped by Energy Type

| Energy Type | Use | Units | Meter Cost | Special Charges | Total Cost | Avg Unit Cost | % of Total Cost |
|---|--------|-------|------------|-----------------|------------|---------------|-----------------|
| Site: ROSS MIDDLE SCHOOL - ROSS MIDDLE SCHOOL | | | | | | | |
| Electricity | 68,658 | KWH | \$8,354.31 | \$0.00 | \$8,354.31 | 0.1217 | 87.16% |
| Natural Gas | 539 | CCF | \$272.74 | \$0.00 | \$272.74 | 0.5060 | 2.85% |
| Water | 87 | CCF | \$251.34 | \$0.00 | \$251.34 | 2.8890 | 2.62% |
| Sewer | 448 | CCF | \$706.57 | \$0.00 | \$706.57 | 1.5772 | 7.37% |
| Total Cost: | | | \$9,584.96 | \$0.00 | \$9,584.96 | | |



Filters: Cost Center Name Not One Of DoNotReport; Billing Period Equal To 200909

elpaso

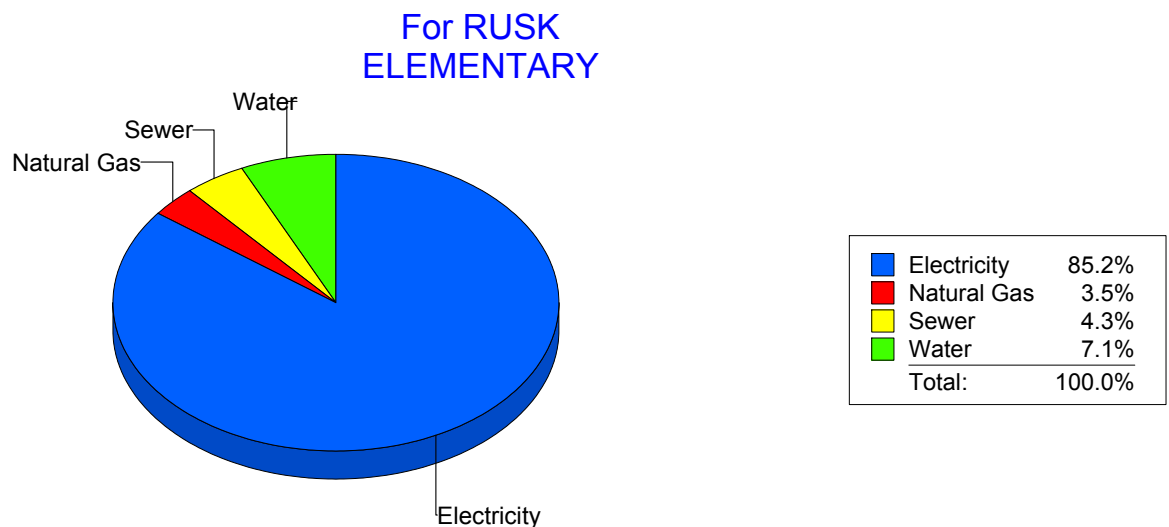
Energy CAP

Cost Avoidance Program

Cost Summary Graph

Grouped by Energy Type

| Energy Type | Use | Units | Meter Cost | Special Charges | Total Cost | Avg Unit Cost | % of Total Cost |
|---|--------|-------|------------|-----------------|------------|---------------|-----------------|
| Site: RUSK ELEMENTARY - RUSK ELEMENTARY | | | | | | | |
| Electricity | 29,667 | KWH | \$3,662.10 | \$0.00 | \$3,662.10 | 0.1234 | 85.19% |
| Natural Gas | 209 | CCF | \$149.48 | \$0.00 | \$149.48 | 0.7152 | 3.48% |
| Water | 150 | CCF | \$304.48 | \$0.00 | \$304.48 | 2.0299 | 7.08% |
| Sewer | 87 | CCF | \$182.84 | \$0.00 | \$182.84 | 2.1016 | 4.25% |
| Total Cost: | | | \$4,298.90 | \$0.00 | \$4,298.90 | | |



Filters: Cost Center Name Not One Of DoNotReport; Billing Period Equal To 200909

elpaso

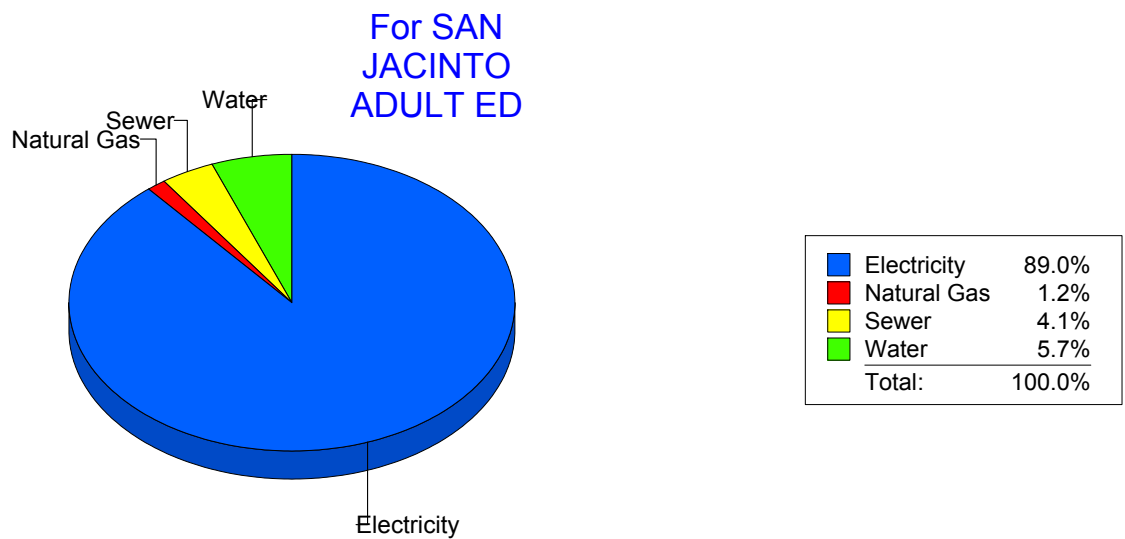
Energy CAP

Cost Avoidance Program

Cost Summary Graph

Grouped by Energy Type

| Energy Type | Use | Units | Meter Cost | Special Charges | Total Cost | Avg Unit Cost | % of Total Cost |
|---|--------|-------|------------|-----------------|------------|---------------|-----------------|
| Site: SAN JACINTO ADULT ED - SAN JACINTO ADULT ED | | | | | | | |
| Electricity | 16,300 | KWH | \$2,491.56 | \$0.00 | \$2,491.56 | 0.1529 | 88.97% |
| Natural Gas | 0 | CCF | \$33.38 | \$0.00 | \$33.38 | 0.0000 | 1.19% |
| Water | 67 | CCF | \$159.78 | \$0.00 | \$159.78 | 2.3848 | 5.71% |
| Sewer | 42 | CCF | \$115.58 | \$0.00 | \$115.58 | 2.7519 | 4.13% |
| Total Cost: | | | \$2,800.30 | \$0.00 | \$2,800.30 | | |



Filters: Cost Center Name Not One Of DoNotReport; Billing Period Equal To 200909

elpaso

Energy CAP

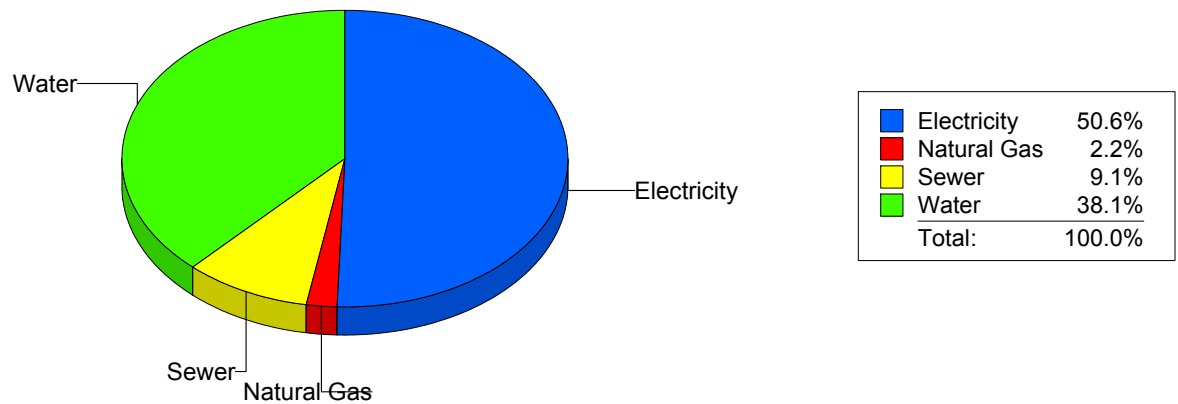
Cost Avoidance Program

Cost Summary Graph

Grouped by Energy Type

| Energy Type | Use | Units | Meter Cost | Special Charges | Total Cost | Avg Unit Cost | % of Total Cost |
|---|--------|-------|------------|-----------------|------------|---------------|-----------------|
| Site: SCHUSTER ELEMENTARY - SCHUSTER ELEMENTARY | | | | | | | |
| Electricity | 18,800 | KWH | \$2,036.40 | \$0.00 | \$2,036.40 | 0.1083 | 50.59% |
| Natural Gas | 141 | CCF | \$87.78 | \$0.00 | \$87.78 | 0.6226 | 2.18% |
| Water | 662 | CCF | \$1,535.38 | \$0.00 | \$1,535.38 | 2.3193 | 38.14% |
| Sewer | 239 | CCF | \$365.77 | \$0.00 | \$365.77 | 1.5304 | 9.09% |
| Total Cost: | | | \$4,025.33 | \$0.00 | \$4,025.33 | | |

For
SCHUSTER
ELEMENTARY



Filters: Cost Center Name Not One Of DoNotReport; Billing Period Equal To 200909

el Paso

Energy CAP

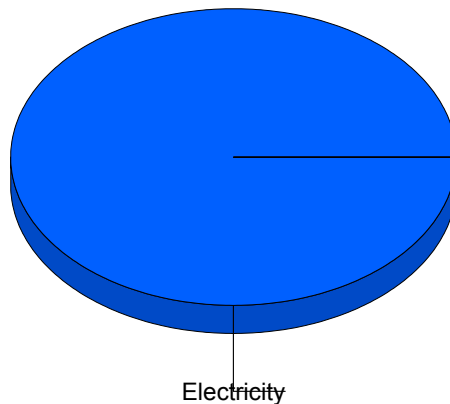
Cost Avoidance Program

Cost Summary Graph

Grouped by Energy Type

| Energy Type | Use | Units | Meter Cost | Special Charges | Total Cost | Avg Unit Cost | % of Total Cost |
|----------------------------------|-------|-------|------------|-----------------|------------|---------------|-----------------|
| Site: SKYPARKIB1 - Sky Park I B1 | | | | | | | |
| Electricity | 1,854 | KWH | \$277.43 | \$0.00 | \$277.43 | 0.1496 | 100.00% |
| Total Cost: | | | \$277.43 | \$0.00 | \$277.43 | | |

For Sky Park I
B1



| | |
|---------------|--------|
| ■ Electricity | 100.0% |
| Total: | 100.0% |

Filters: Cost Center Name Not One Of DoNotReport; Billing Period Equal To 200909

elpaso

Energy CAP

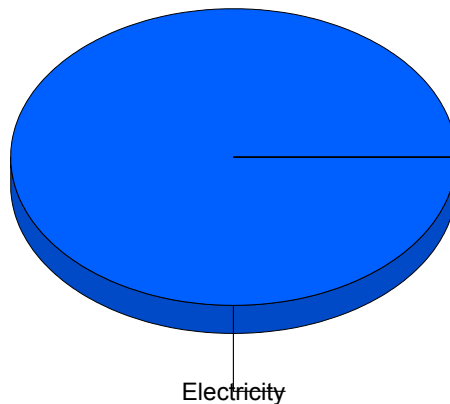
Cost Avoidance Program

Cost Summary Graph

Grouped by Energy Type

| Energy Type | Use | Units | Meter Cost | Special Charges | Total Cost | Avg Unit Cost | % of Total Cost |
|-------------------------|-------|-------|------------|-----------------|------------|---------------|-----------------|
| Site: SKYPARK - Skypark | | | | | | | |
| Electricity | 2,015 | KWH | \$304.94 | \$0.00 | \$304.94 | 0.1513 | 100.00% |
| Total Cost: | | | \$304.94 | \$0.00 | \$304.94 | | |

For Skypark



Filters: Cost Center Name Not One Of DoNotReport; Billing Period Equal To 200909

elpaso

Energy CAP

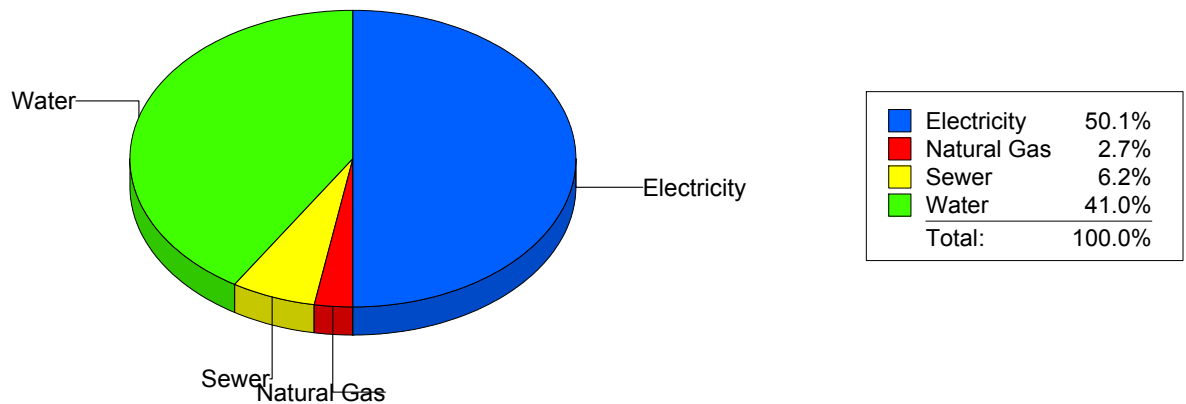
Cost Avoidance Program

Cost Summary Graph

Grouped by Energy Type

| Energy Type | Use | Units | Meter Cost | Special Charges | Total Cost | Avg Unit Cost | % of Total Cost |
|---|--------|-------|------------|-----------------|------------|---------------|-----------------|
| Site: STANTON ELEMENTARY - STANTON ELEMENTARY | | | | | | | |
| Electricity | 33,019 | KWH | \$4,193.17 | \$0.00 | \$4,193.17 | 0.1270 | 50.09% |
| Natural Gas | 364 | CCF | \$225.32 | \$0.00 | \$225.32 | 0.6188 | 2.69% |
| Water | 1,168 | CCF | \$3,430.30 | \$0.00 | \$3,430.30 | 2.9369 | 40.98% |
| Sewer | 323 | CCF | \$521.93 | \$0.00 | \$521.93 | 1.6159 | 6.24% |
| Total Cost: | | | \$8,370.72 | \$0.00 | \$8,370.72 | | |

For STANTON
ELEMENTARY



Filters: Cost Center Name Not One Of DoNotReport; Billing Period Equal To 200909

elpaso

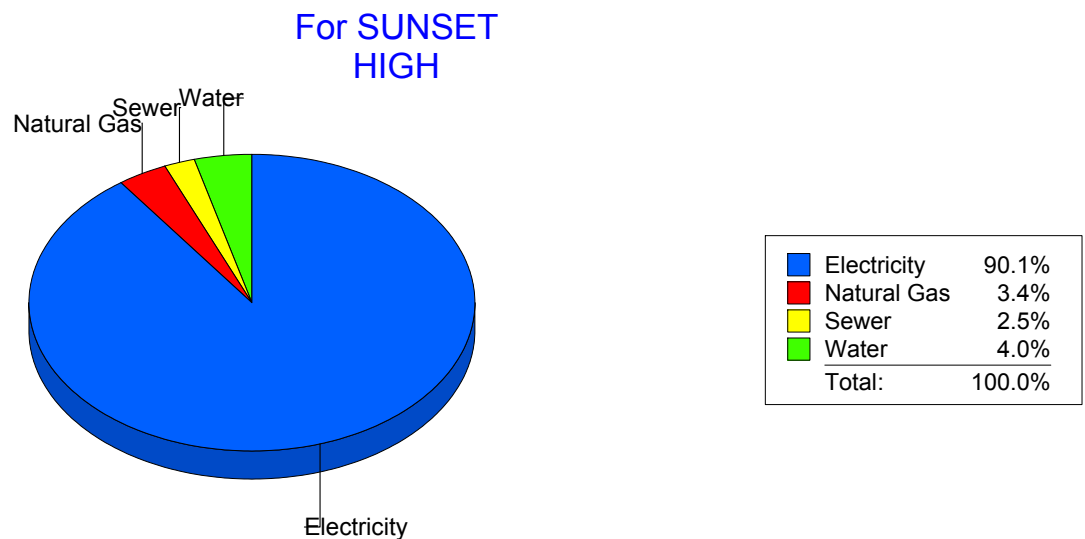
Energy CAP

Cost Avoidance Program

Cost Summary Graph

Grouped by Energy Type

| Energy Type | Use | Units | Meter Cost | Special Charges | Total Cost | Avg Unit Cost | % of Total Cost |
|---------------------------------|--------|-------|------------|-----------------|------------|---------------|-----------------|
| Site: SUNSET HIGH - SUNSET HIGH | | | | | | | |
| Electricity | 27,960 | KWH | \$3,437.90 | \$0.00 | \$3,437.90 | 0.1230 | 90.12% |
| Natural Gas | 229 | CCF | \$128.92 | \$0.00 | \$128.92 | 0.5627 | 3.38% |
| Water | 51 | CCF | \$154.13 | \$0.00 | \$154.13 | 3.0222 | 4.04% |
| Sewer | 25 | CCF | \$93.99 | \$0.00 | \$93.99 | 3.7596 | 2.46% |
| Total Cost: | | | \$3,814.94 | \$0.00 | \$3,814.94 | | |



Filters: Cost Center Name Not One Of DoNotReport; Billing Period Equal To 200909

elpaso

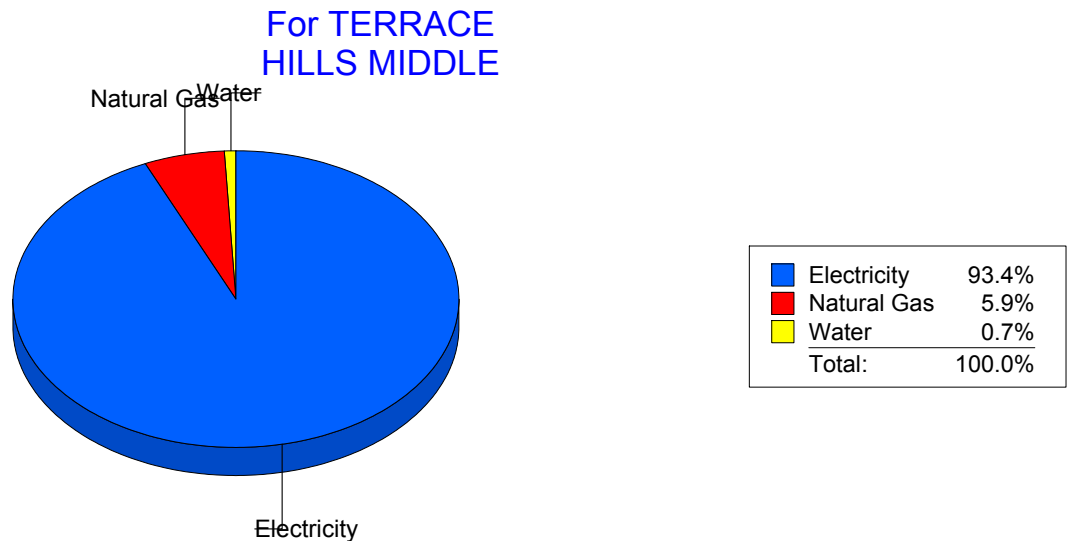
Energy CAP

Cost Avoidance Program

Cost Summary Graph

Grouped by Energy Type

| Energy Type | Use | Units | Meter Cost | Special Charges | Total Cost | Avg Unit Cost | % of Total Cost |
|---|--------|-------|------------|-----------------|------------|---------------|-----------------|
| Site: TERRACE HILLS MIDDLE - TERRACE HILLS MIDDLE | | | | | | | |
| Electricity | 44,250 | KWH | \$4,747.78 | \$0.00 | \$4,747.78 | 0.1073 | 93.36% |
| Natural Gas | 552 | CCF | \$301.56 | \$0.00 | \$301.56 | 0.5463 | 5.93% |
| Water | 0 | CCF | \$36.36 | \$0.00 | \$36.36 | 0.0000 | 0.71% |
| Total Cost: | | | \$5,085.70 | \$0.00 | \$5,085.70 | | |



Filters: Cost Center Name Not One Of DoNotReport; Billing Period Equal To 200909

elpaso

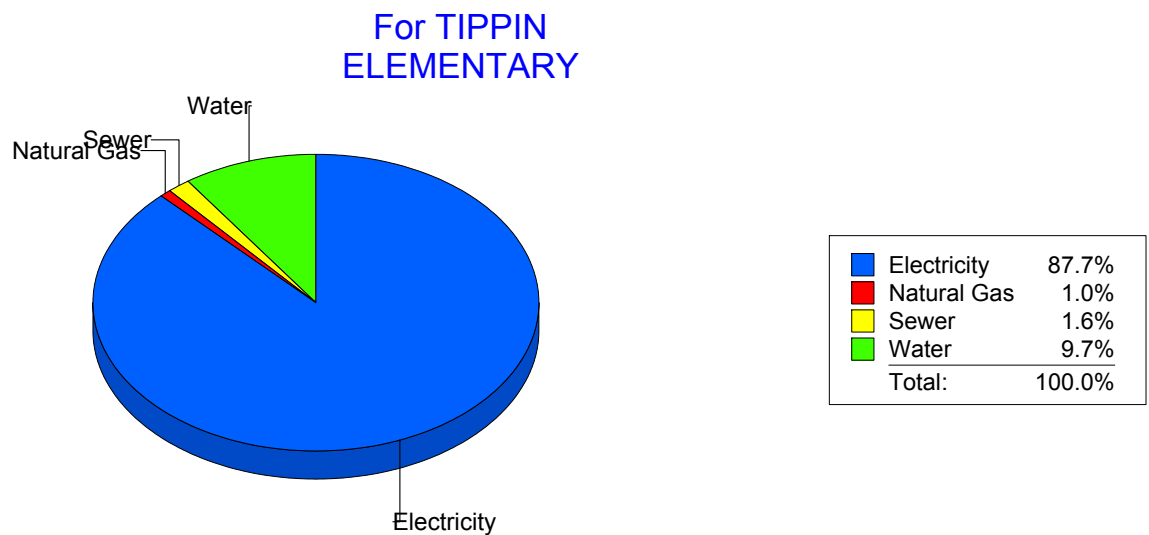
Energy CAP

Cost Avoidance Program

Cost Summary Graph

Grouped by Energy Type

| Energy Type | Use | Units | Meter Cost | Special Charges | Total Cost | Avg Unit Cost | % of Total Cost |
|----------------------------------|--------|-------|-------------|-----------------|-------------|---------------|-----------------|
| Site: TIPPIN - TIPPIN ELEMENTARY | | | | | | | |
| Electricity | 97,560 | KWH | \$12,570.26 | \$0.00 | \$12,570.26 | 0.1288 | 87.70% |
| Natural Gas | 250 | CCF | \$138.65 | \$0.00 | \$138.65 | 0.5546 | 0.97% |
| Water | 330 | CCF | \$1,391.37 | \$0.00 | \$1,391.37 | 4.2163 | 9.71% |
| Sewer | 75 | CCF | \$232.86 | \$0.00 | \$232.86 | 3.1048 | 1.62% |
| Total Cost: | | | \$14,333.14 | \$0.00 | \$14,333.14 | | |



Filters: Cost Center Name Not One Of DoNotReport; Billing Period Equal To 200909

elpaso

Energy CAP

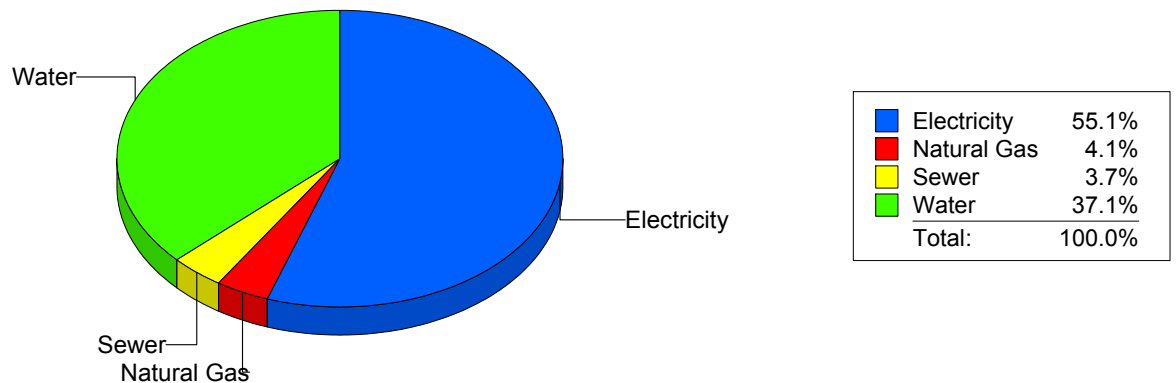
Cost Avoidance Program

Cost Summary Graph

Grouped by Energy Type

| Energy Type | Use | Units | Meter Cost | Special Charges | Total Cost | Avg Unit Cost | % of Total Cost |
|---|--------|-------|------------|-----------------|------------|---------------|-----------------|
| Site: TRAVIS ELEMENTARY SC - TRAVIS ELEMENTARY SC | | | | | | | |
| Electricity | 31,515 | KWH | \$3,808.01 | \$0.00 | \$3,808.01 | 0.1208 | 55.14% |
| Natural Gas | 492 | CCF | \$283.84 | \$0.00 | \$283.84 | 0.5769 | 4.11% |
| Water | 694 | CCF | \$2,558.57 | \$0.00 | \$2,558.57 | 3.6867 | 37.05% |
| Sewer | 113 | CCF | \$255.23 | \$0.00 | \$255.23 | 2.2587 | 3.70% |
| Total Cost: | | | \$6,905.65 | \$0.00 | \$6,905.65 | | |

For TRAVIS
ELEMENTARY
SC



Filters: Cost Center Name Not One Of DoNotReport; Billing Period Equal To 200909

elpaso

Energy CAP

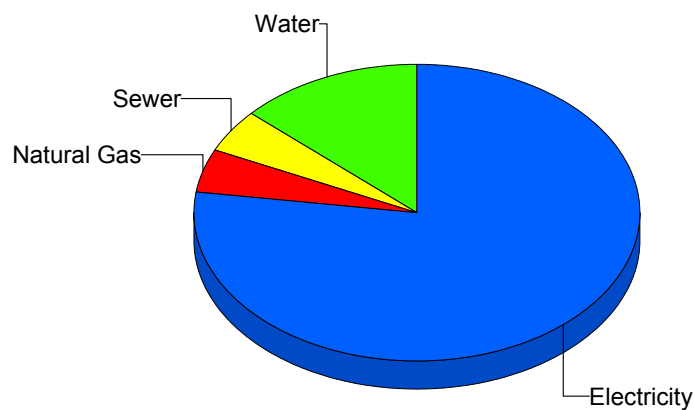
Cost Avoidance Program

Cost Summary Graph

Grouped by Energy Type

| Energy Type | Use | Units | Meter Cost | Special Charges | Total Cost | Avg Unit Cost | % of Total Cost |
|---|--------|-------|------------|-----------------|------------|---------------|-----------------|
| Site: VILAS ELEMENTARY - VILAS ELEMENTARY | | | | | | | |
| Electricity | 40,411 | KWH | \$5,868.03 | \$0.00 | \$5,868.03 | 0.1452 | 77.19% |
| Natural Gas | 502 | CCF | \$354.47 | \$0.00 | \$354.47 | 0.7061 | 4.66% |
| Water | 281 | CCF | \$1,004.52 | \$0.00 | \$1,004.52 | 3.5748 | 13.21% |
| Sewer | 93 | CCF | \$374.64 | \$0.00 | \$374.64 | 4.0284 | 4.93% |
| Total Cost: | | | \$7,601.66 | \$0.00 | \$7,601.66 | | |

For VILAS
ELEMENTARY



| | |
|-------------|--------|
| Electricity | 77.2% |
| Natural Gas | 4.7% |
| Sewer | 4.9% |
| Water | 13.2% |
| Total: | 100.0% |

Filters: Cost Center Name Not One Of DoNotReport; Billing Period Equal To 200909

elpaso

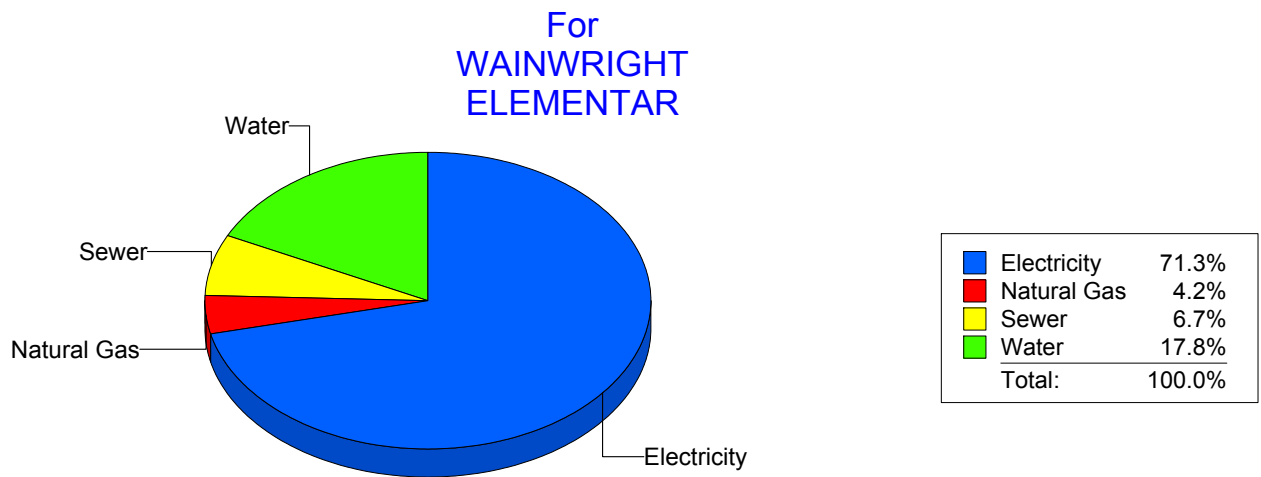
Energy CAP

Cost Avoidance Program

Cost Summary Graph

Grouped by Energy Type

| Energy Type | Use | Units | Meter Cost | Special Charges | Total Cost | Avg Unit Cost | % of Total Cost |
|---|--------|-------|------------|-----------------|------------|---------------|-----------------|
| Site: WAINWRIGHT ELEMENTAR - WAINWRIGHT ELEMENTAR | | | | | | | |
| Electricity | 12,384 | KWH | \$1,815.14 | \$0.00 | \$1,815.14 | 0.1466 | 71.33% |
| Natural Gas | 16 | CCF | \$105.78 | \$0.00 | \$105.78 | 6.6113 | 4.16% |
| Water | 82 | CCF | \$453.67 | \$0.00 | \$453.67 | 5.5326 | 17.83% |
| Sewer | 28 | CCF | \$170.15 | \$0.00 | \$170.15 | 6.0768 | 6.69% |
| Total Cost: | | | \$2,544.74 | \$0.00 | \$2,544.74 | | |



Filters: Cost Center Name Not One Of DoNotReport; Billing Period Equal To 200909

elpaso

Energy CAP

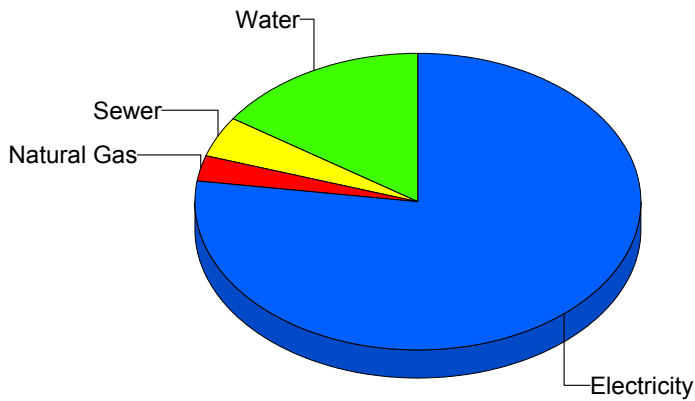
Cost Avoidance Program

Cost Summary Graph

Grouped by Energy Type

| Energy Type | Use | Units | Meter Cost | Special Charges | Total Cost | Avg Unit Cost | % of Total Cost |
|---|--------|-------|------------|-----------------|------------|---------------|-----------------|
| Site: WESTERN HILLS ELEMEN - WESTERN HILLS ELEMEN | | | | | | | |
| Electricity | 57,600 | KWH | \$6,952.24 | \$0.00 | \$6,952.24 | 0.1207 | 77.23% |
| Natural Gas | 498 | CCF | \$254.41 | \$0.00 | \$254.41 | 0.5109 | 2.83% |
| Water | 616 | CCF | \$1,390.59 | \$0.00 | \$1,390.59 | 2.2575 | 15.45% |
| Sewer | 68 | CCF | \$405.26 | \$0.00 | \$405.26 | 5.9597 | 4.50% |
| Total Cost: | | | \$9,002.50 | \$0.00 | \$9,002.50 | | |

For WESTERN
HILLS ELEMEN



| | |
|-------------|--------|
| Electricity | 77.2% |
| Natural Gas | 2.8% |
| Sewer | 4.5% |
| Water | 15.4% |
| Total: | 100.0% |

Filters: Cost Center Name Not One Of DoNotReport; Billing Period Equal To 200909

elpaso

Energy CAP

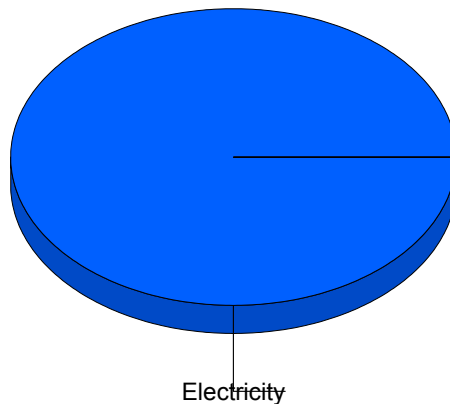
Cost Avoidance Program

Cost Summary Graph

Grouped by Energy Type

| Energy Type | Use | Units | Meter Cost | Special Charges | Total Cost | Avg Unit Cost | % of Total Cost |
|---|-----|-----------|------------|-----------------|------------|---------------|-----------------|
| Site: WESTSIDE TRANSPORTAT - WESTSIDE TRANSPORTAT | | | | | | | |
| Electricity | | 1,916 KWH | \$319.74 | \$0.00 | \$319.74 | 0.1669 | 100.00% |
| Total Cost: | | | \$319.74 | \$0.00 | \$319.74 | | |

For WESTSIDE
TRANSPORTAT



| | |
|---------------|--------|
| ■ Electricity | 100.0% |
| Total: | 100.0% |

Filters: Cost Center Name Not One Of DoNotReport; Billing Period Equal To 200909

elpaso

Energy CAP

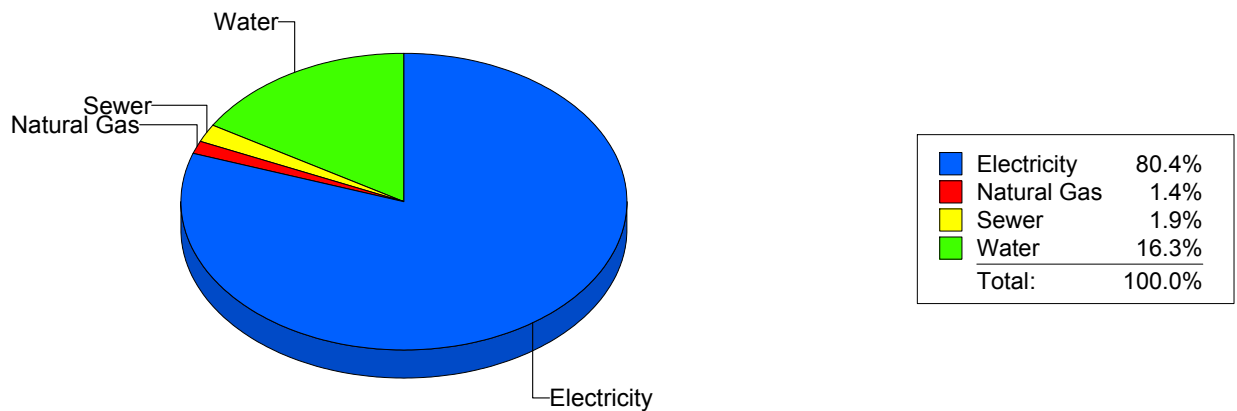
Cost Avoidance Program

Cost Summary Graph

Grouped by Energy Type

| Energy Type | Use | Units | Meter Cost | Special Charges | Total Cost | Avg Unit Cost | % of Total Cost |
|---|--------|-------|-------------|-----------------|-------------|---------------|-----------------|
| Site: WHITAKER ELEMENTARY - WHITAKER ELEMENTARY | | | | | | | |
| Electricity | 96,840 | KWH | \$11,318.51 | \$0.00 | \$11,318.51 | 0.1169 | 80.39% |
| Natural Gas | 371 | CCF | \$195.13 | \$0.00 | \$195.13 | 0.5260 | 1.39% |
| Water | 1,129 | CCF | \$2,295.26 | \$0.00 | \$2,295.26 | 2.0330 | 16.30% |
| Sewer | 105 | CCF | \$270.96 | \$0.00 | \$270.96 | 2.5806 | 1.92% |
| Total Cost: | | | \$14,079.86 | \$0.00 | \$14,079.86 | | |

For WHITAKER
ELEMENTARY



Filters: Cost Center Name Not One Of DoNotReport; Billing Period Equal To 200909

elpaso

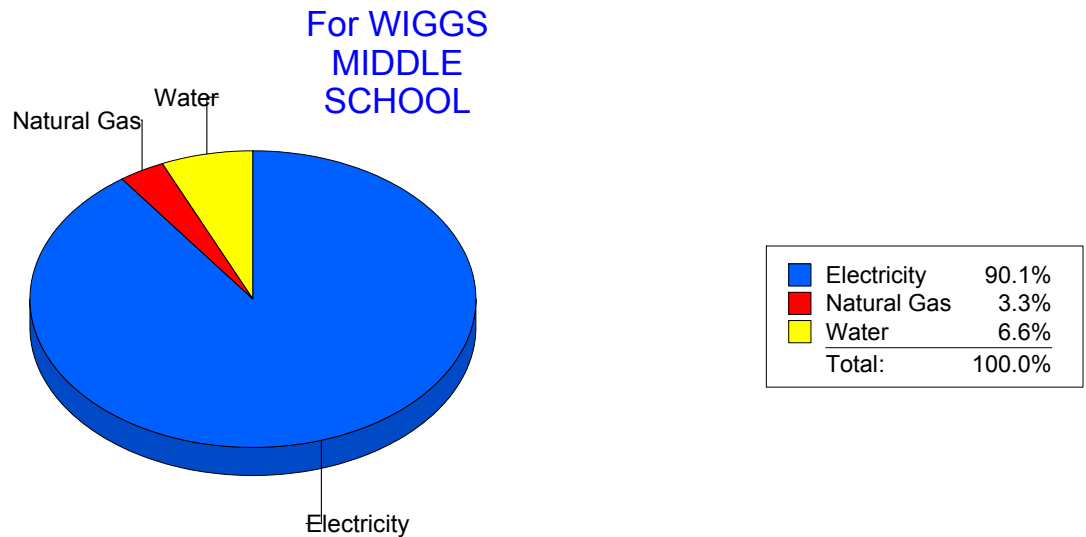
Energy CAP

Cost Avoidance Program

Cost Summary Graph

Grouped by Energy Type

| Energy Type | Use | Units | Meter Cost | Special Charges | Total Cost | Avg Unit Cost | % of Total Cost |
|---|--------|-------|------------|-----------------|------------|---------------|-----------------|
| Site: WIGGS MIDDLE SCHOOL - WIGGS MIDDLE SCHOOL | | | | | | | |
| Electricity | 72,440 | KWH | \$7,833.12 | \$0.00 | \$7,833.12 | 0.1081 | 90.06% |
| Natural Gas | 573 | CCF | \$287.93 | \$0.00 | \$287.93 | 0.5025 | 3.31% |
| Water | 207 | CCF | \$576.43 | \$0.00 | \$576.43 | 2.7847 | 6.63% |
| Total Cost: | | | \$8,697.48 | \$0.00 | \$8,697.48 | | |



Filters: Cost Center Name Not One Of DoNotReport; Billing Period Equal To 200909

elpaso

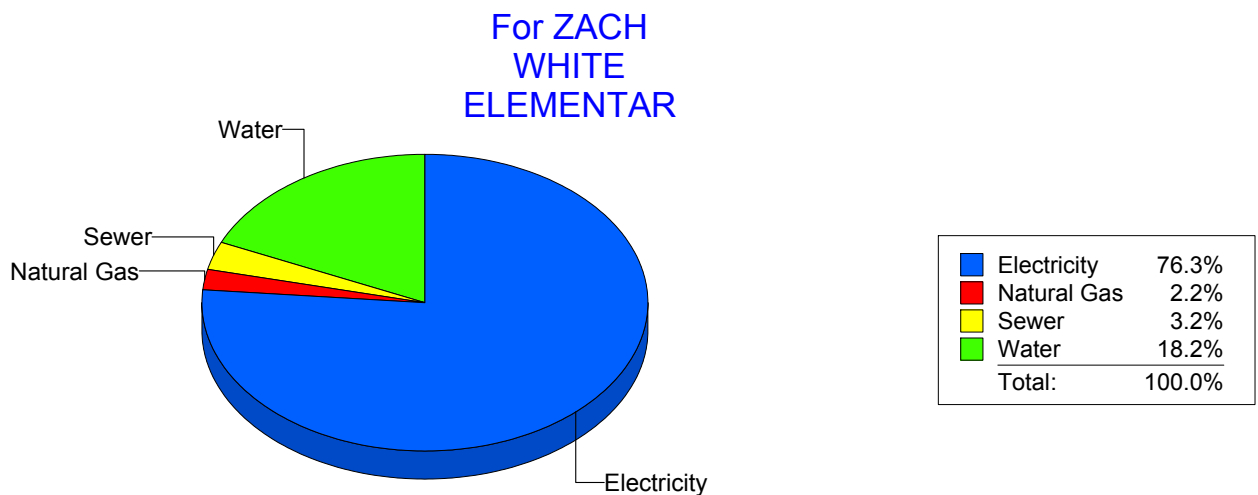
Energy CAP

Cost Avoidance Program

Cost Summary Graph

Grouped by Energy Type

| Energy Type | Use | Units | Meter Cost | Special Charges | Total Cost | Avg Unit Cost | % of Total Cost |
|---|--------|-------|-------------|-----------------|-------------|---------------|-----------------|
| Site: ZACH WHITE ELEMENTAR - ZACH WHITE ELEMENTAR | | | | | | | |
| Electricity | 74,100 | KWH | \$8,568.86 | \$0.00 | \$8,568.86 | 0.1156 | 76.34% |
| Natural Gas | 416 | CCF | \$249.51 | \$0.00 | \$249.51 | 0.5998 | 2.22% |
| Water | 633 | CCF | \$2,047.82 | \$0.00 | \$2,047.82 | 3.2351 | 18.24% |
| Sewer | 76 | CCF | \$358.61 | \$0.00 | \$358.61 | 4.7186 | 3.19% |
| Total Cost: | | | \$11,224.80 | \$0.00 | \$11,224.80 | | |



Filters: Cost Center Name Not One Of DoNotReport; Billing Period Equal To 200909

el Paso

Energy CAP

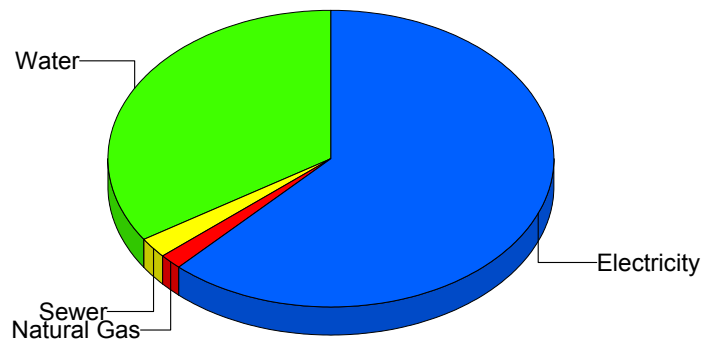
Cost Avoidance Program

Cost Summary Graph

Grouped by Energy Type

| Energy Type | Use | Units | Meter Cost | Special Charges | Total Cost | Avg Unit Cost | % of Total Cost |
|---|--------|-------|------------|-----------------|------------|---------------|-----------------|
| Site: ZAVALA ELEMENTARY SC - ZAVALA ELEMENTARY SC | | | | | | | |
| Electricity | 34,754 | KWH | \$3,553.50 | \$0.00 | \$3,553.50 | 0.1022 | 61.98% |
| Natural Gas | 149 | CCF | \$91.51 | \$0.00 | \$91.51 | 0.6142 | 1.60% |
| Water | 450 | CCF | \$1,965.25 | \$0.00 | \$1,965.25 | 4.3672 | 34.28% |
| Sewer | 48 | CCF | \$123.20 | \$0.00 | \$123.20 | 2.5667 | 2.15% |
| Total Cost: | | | \$5,733.46 | \$0.00 | \$5,733.46 | | |

For ZAVALA
ELEMENTARY
SC



Filters: Cost Center Name Not One Of DoNotReport; Billing Period Equal To 200909

elpaso

Energy CAP

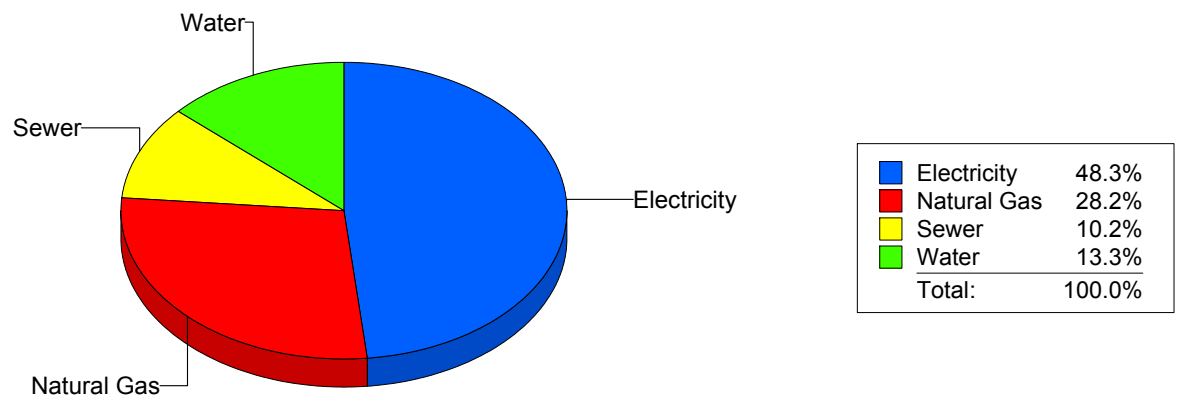
Cost Avoidance Program

Cost Summary Graph

Grouped by Energy Type

| Energy Type | Use | Units | Meter Cost | Special Charges | Total Cost | Avg Unit Cost | % of Total Cost |
|-------------------------------------|-----|---------|------------|-----------------|------------|---------------|-----------------|
| Site: ZUNI COTTAGES - ZUNI COTTAGES | | | | | | | |
| Electricity | | 528 KWH | \$114.08 | \$0.00 | \$114.08 | 0.2161 | 48.25% |
| Natural Gas | | 0 CCF | \$66.76 | \$0.00 | \$66.76 | 0.0000 | 28.24% |
| Water | | 7 CCF | \$31.55 | \$0.00 | \$31.55 | 4.5071 | 13.34% |
| Sewer | | 4 CCF | \$24.03 | \$0.00 | \$24.03 | 6.0075 | 10.16% |
| Total Cost: | | | \$236.42 | \$0.00 | \$236.42 | | |

For ZUNI COTTAGES



Filters: Cost Center Name Not One Of DoNotReport; Billing Period Equal To 200909

elpaso

Energy CAP

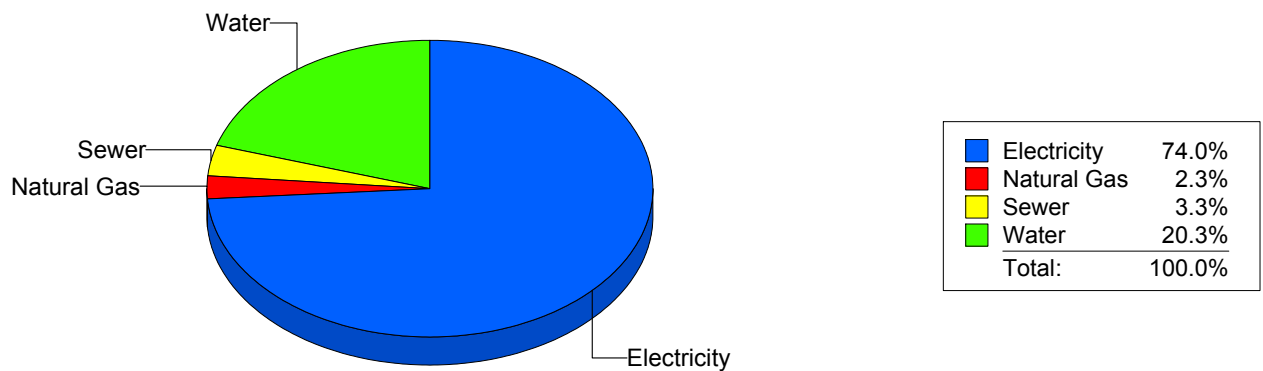
Cost Avoidance Program

Cost Summary Graph

Grouped by Energy Type

| Energy Type | Use | Units | Meter Cost | Special Charges | Total Cost | Avg Unit Cost | % of Total Cost |
|--------------------|-----------|-------|-----------------------|-----------------|-----------------------|---------------|-----------------|
| All Sites | | | | | | | |
| Electricity | 7,422,379 | KWH | \$828,048.98 | \$0.00 | \$828,048.98 | 0.1116 | 74.02% |
| Natural Gas | 45,014 | CCF | \$26,267.30 | \$0.00 | \$26,267.30 | 0.5835 | 2.35% |
| Water | 77,442 | CCF | \$227,509.34 | \$0.00 | \$227,509.34 | 2.9378 | 20.34% |
| Sewer | 16,834 | CCF | \$36,815.63 | \$0.00 | \$36,815.63 | 2.1870 | 3.29% |
| Total Cost: | | | \$1,118,641.25 | \$0.00 | \$1,118,641.25 | | |

For All Sites



Filters: Cost Center Name Not One Of DoNotReport; Billing Period Equal To 200909