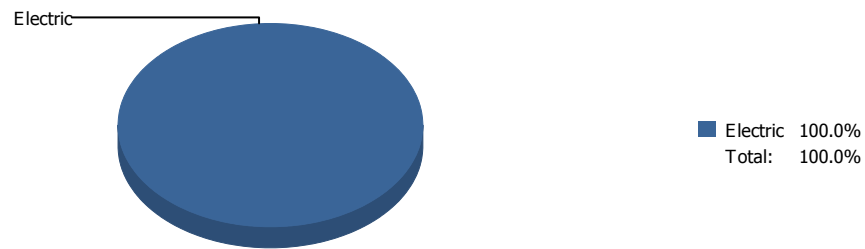
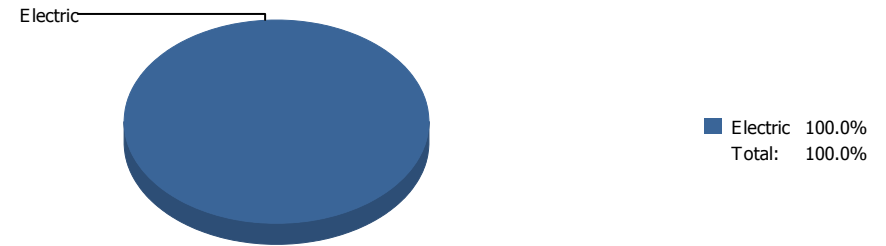


## Energy

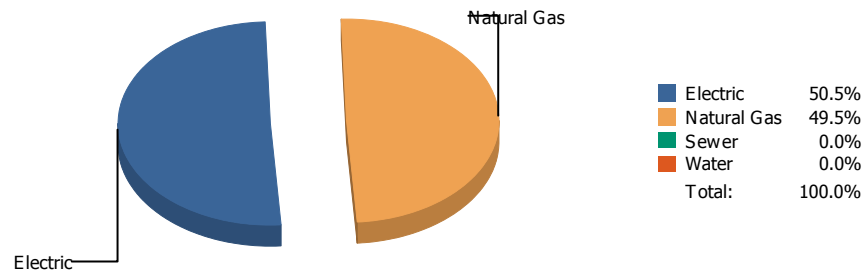


## Cost

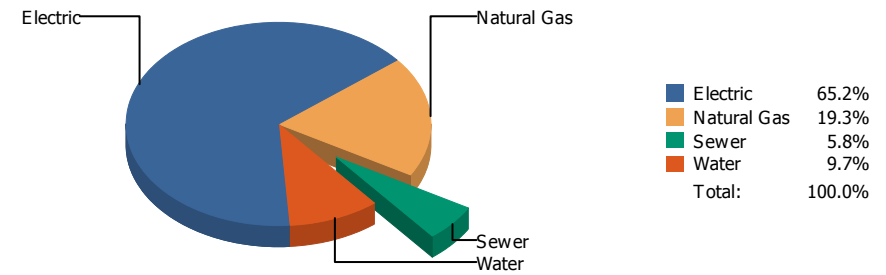


Commodity	Common Use	Energy Use	Energy Use / Area	Total Cost	Cost / Unit	Cost / Area
<b>Place: [ALAMO] ALAMO      101 [BUILDING]</b> <b>Area: 58,978 SqFt</b> <b>Billing Period: Dec 2017</b>						
ELECTRIC	1,250.00 kWh	4,266 KBtu	0.072 KBtu/SqFt	\$162.03	\$0.130 /kWh	\$0.003 /SqFt
<b>Totals:</b>		<b>4,266 KBtu</b>	<b>0.072 KBtu/SqFt</b>	<b>\$162.03</b>		

## Energy

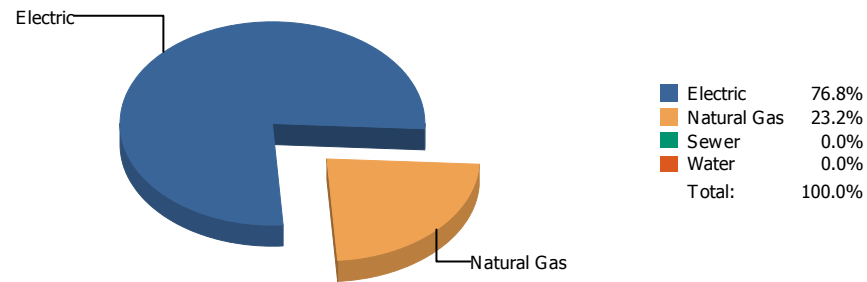


## Cost

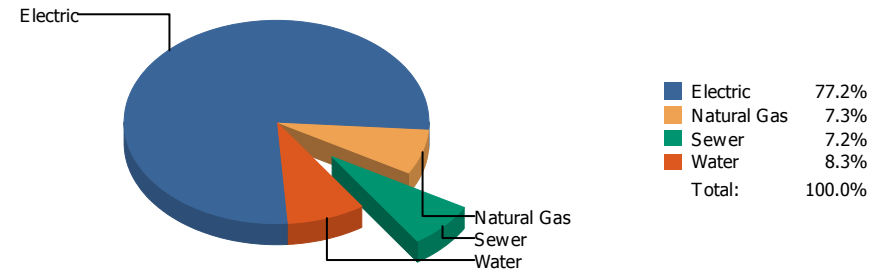


Commodity	Common Use	Energy Use	Energy Use / Area	Total Cost	Cost / Unit	Cost / Area
Place: [ALTA] ALTA VISTA 102 [BUILDING]						
Area: 68,463 SqFt						
Billing Period: Dec 2017						
ELECTRIC	25,350.00 kWh	86,520 KBtu	1.264 KBtu/SqFt	\$2,634.88	\$0.104 /kWh	\$0.038 /SqFt
NATURALGAS	824.00 CCF	84,872 KBtu	1.240 KBtu/SqFt	\$779.85	\$0.946 /CCF	\$0.011 /SqFt
SEWER	83.00 CCF			\$233.27	\$2.810 /CCF	\$0.003 /SqFt
WATER	136.00 CCF			\$392.47	\$2.886 /CCF	\$0.006 /SqFt
<b>Totals:</b>		<b>171,392 KBtu</b>	<b>2.503 KBtu/SqFt</b>	<b>\$4,040.47</b>		

## Energy

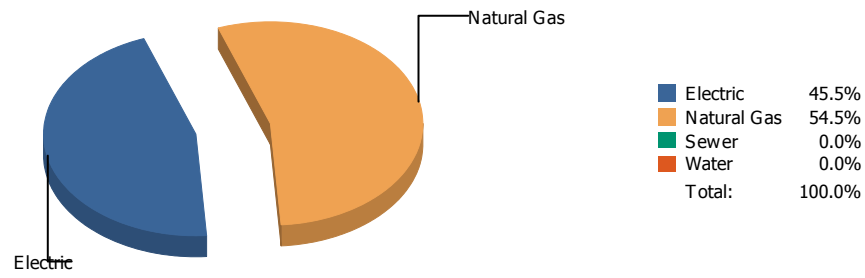


## Cost

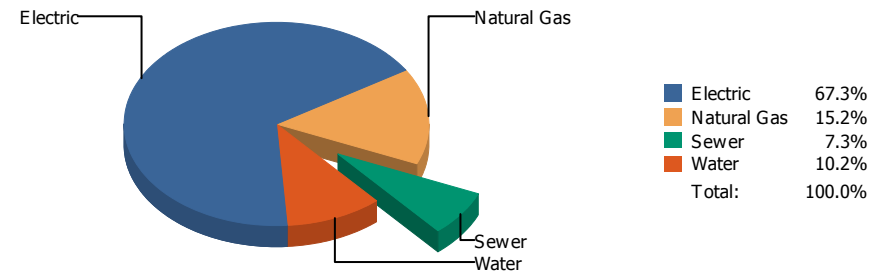


Commodity	Common Use	Energy Use	Energy Use / Area	Total Cost	Cost / Unit	Cost / Area
Place: [ADDRESS] ADDRESS 001 [BUILDING]						
Area: 266,968 SqFt						
Billing Period: Dec 2017						
ELECTRIC	148,370.00 kWh	506,387 KBtu	1.897 KBtu/SqFt	\$14,026.74	\$0.095 /kWh	\$0.052 /SqFt
NATURALGAS	1,482.00 CCF	152,646 KBtu	0.572 KBtu/SqFt	\$1,321.05	\$0.891 /CCF	\$0.005 /SqFt
SEWER	634.00 CCF			\$1,313.09	\$2.071 /CCF	\$0.005 /SqFt
WATER	658.00 CCF			\$1,509.31	\$2.294 /CCF	\$0.006 /SqFt
<b>Totals:</b>		<b>659,033 KBtu</b>	<b>2.469 KBtu/SqFt</b>	<b>\$18,170.19</b>		

## Energy

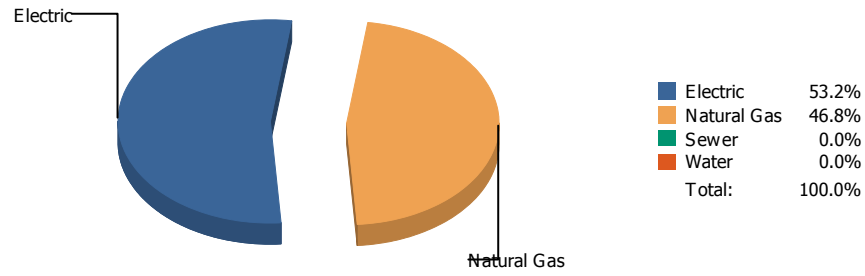


## Cost

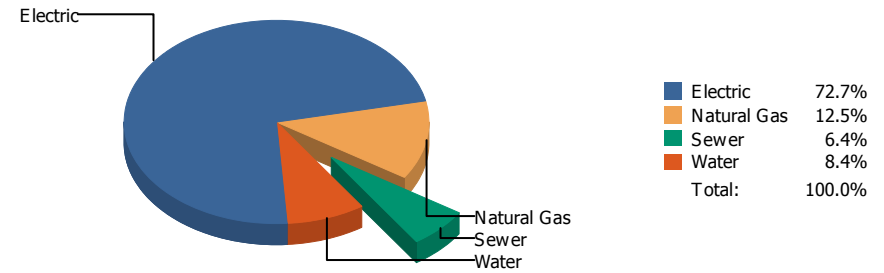


Commodity	Common Use	Energy Use	Energy Use / Area	Total Cost	Cost / Unit	Cost / Area
<b>Place: [AOY] AOY      103 [BUILDING]</b> <b>Area: 105,486 SqFt</b> <b>Billing Period: Dec 2017</b>						
ELECTRIC	49,424.00 kWh	168,684 KBtu	1.599 KBtu/SqFt	\$6,554.31	\$0.133 /kWh	\$0.062 /SqFt
NATURALGAS	1,962.00 CCF	202,086 KBtu	1.916 KBtu/SqFt	\$1,484.07	\$0.756 /CCF	\$0.014 /SqFt
SEWER	197.00 CCF			\$711.37	\$3.611 /CCF	\$0.007 /SqFt
WATER	139.00 CCF			\$990.04	\$7.123 /CCF	\$0.009 /SqFt
<b>Totals:</b>		<b>370,770 KBtu</b>	<b>3.515 KBtu/SqFt</b>	<b>\$9,739.79</b>		

## Energy

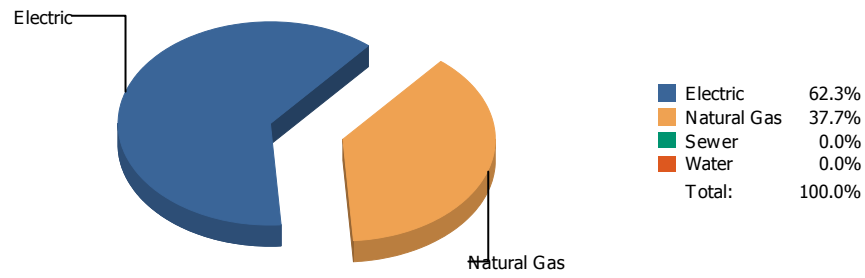


## Cost

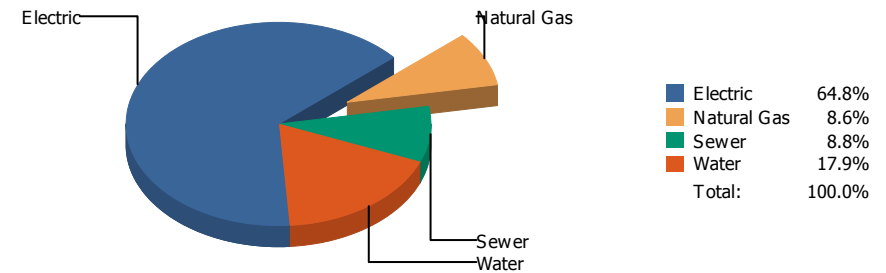


Commodity	Common Use	Energy Use	Energy Use / Area	Total Cost	Cost / Unit	Cost / Area
<b>Place: [ARMENDARIZ_1] ARMENDARIZ MIDDLE SCHOOL [BUILDING]</b>						
<b>Area: 133,779 SqFt</b>						
<b>Billing Period: Dec 2017</b>						
ELECTRIC	68,000.00 kWh	232,084 KBtu	1.735 KBtu/SqFt	\$8,099.97	\$0.119 /kWh	\$0.061 /SqFt
NATURALGAS	1,979.00 CCF	203,837 KBtu	1.524 KBtu/SqFt	\$1,391.74	\$0.703 /CCF	\$0.010 /SqFt
SEWER	236.00 CCF			\$711.76	\$3.016 /CCF	\$0.005 /SqFt
WATER	245.00 CCF			\$940.43	\$3.838 /CCF	\$0.007 /SqFt
<b>Totals:</b>		<b>435,921 KBtu</b>	<b>3.259 KBtu/SqFt</b>	<b>\$11,143.90</b>		

## Energy

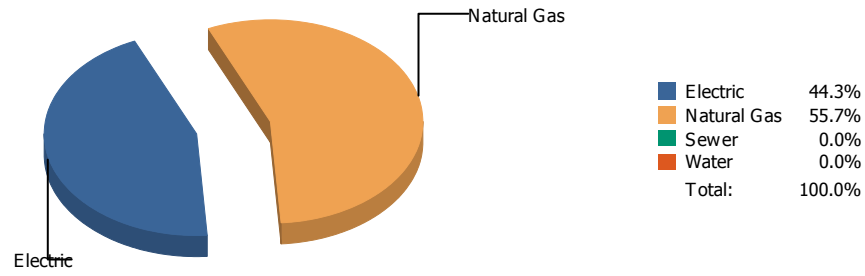


## Cost

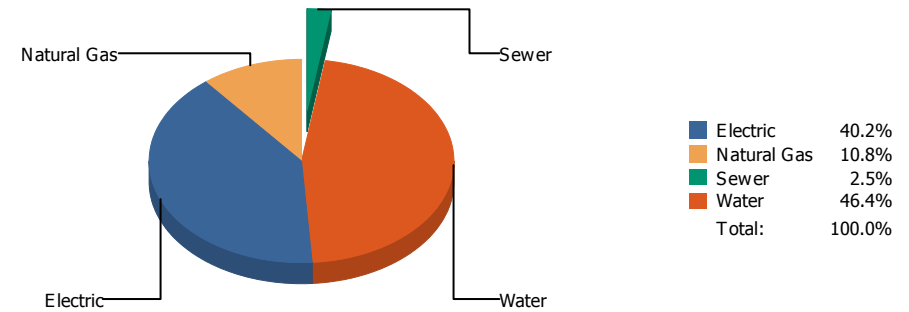


Commodity	Common Use	Energy Use	Energy Use / Area	Total Cost	Cost / Unit	Cost / Area
Place: [AUSTIN] AUSTIN      002 [BUILDING]						
Area: 269,216 SqFt						
Billing Period: Dec 2017						
ELECTRIC	117,045.00 kWh	399,475 KBtu	1.484 KBtu/SqFt	\$14,244.53	\$0.122 /kWh	\$0.053 /SqFt
NATURALGAS	2,347.00 CCF	241,741 KBtu	0.898 KBtu/SqFt	\$1,883.01	\$0.802 /CCF	\$0.007 /SqFt
SEWER	661.00 CCF			\$1,930.77	\$2.921 /CCF	\$0.007 /SqFt
WATER	1,175.00 CCF			\$3,936.67	\$3.350 /CCF	\$0.014 /SqFt
<b>Totals:</b>		<b>641,216 KBtu</b>	<b>2.382 KBtu/SqFt</b>	<b>\$21,994.98</b>		

## Energy

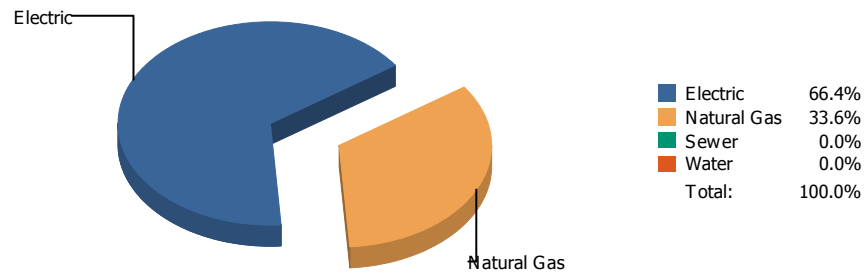


## Cost

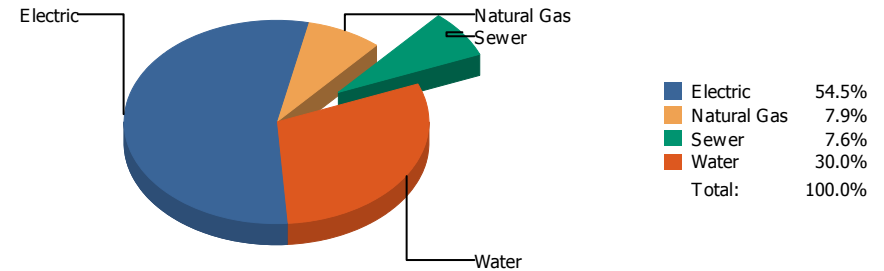


Commodity	Common Use	Energy Use	Energy Use / Area	Total Cost	Cost / Unit	Cost / Area
<b>Place: [BARRON ELEMENTARY] Barron Elementary 165 [BUILDING]</b>						
<b>Area: 87,818 SqFt</b>						
<b>Billing Period: Dec 2017</b>						
ELECTRIC	58,953.00 kWh	201,207 KBtu	2.291 KBtu/SqFt	\$6,771.05	\$0.115 /kWh	\$0.077 /SqFt
NATURALGAS	2,452.00 CCF	252,556 KBtu	2.876 KBtu/SqFt	\$1,815.04	\$0.740 /CCF	\$0.021 /SqFt
SEWER	56.00 CCF			\$425.41	\$7.597 /CCF	\$0.005 /SqFt
WATER	1,117.00 CCF			\$7,812.21	\$6.994 /CCF	\$0.089 /SqFt
<b>Totals:</b>		<b>453,763 KBtu</b>	<b>5.167 KBtu/SqFt</b>	<b>\$16,823.71</b>		

## Energy



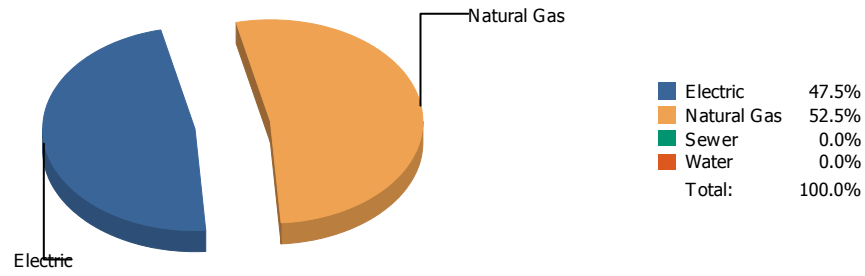
## Cost



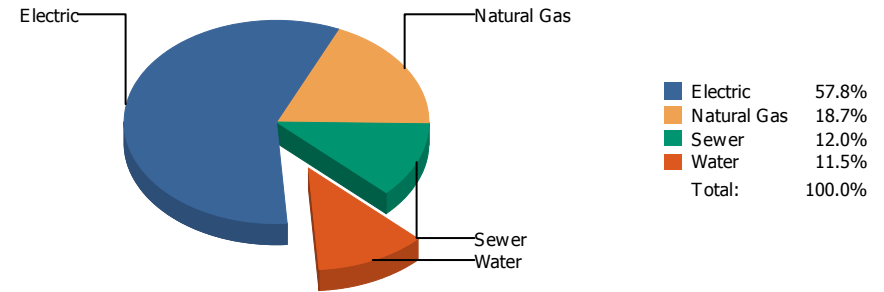
Commodity	Common Use	Energy Use	Energy Use / Area	Total Cost	Cost / Unit	Cost / Area
Place: [BASSETT] BASSETT 049 [BUILDING]						
Area: 174,250 SqFt						
Billing Period: Dec 2017						
ELECTRIC	55,558.00 kWh	189,619 KBtu	1.088 KBtu/SqFt	\$5,854.97	\$0.105 /kWh	\$0.033 /SqFt
NATURALGAS	930.00 CCF	95,790 KBtu	0.550 KBtu/SqFt	\$853.01	\$0.917 /CCF	\$0.005 /SqFt
SEWER	352.00 CCF			\$813.95	\$2.312 /CCF	\$0.005 /SqFt
WATER	755.00 CCF			\$3,229.21	\$4.277 /CCF	\$0.018 /SqFt
<b>Totals:</b>		<b>285,409 KBtu</b>	<b>1.638 KBtu/SqFt</b>	<b>\$10,751.14</b>		



## Energy



## Cost



Commodity	Common Use	Energy Use	Energy Use / Area	Total Cost	Cost / Unit	Cost / Area
<b>Place: [BEALL] BEALL      104 [BUILDING]</b> <b>Area: 74,454 SqFt</b> <b>Billing Period: Dec 2017</b>						
ELECTRIC	18,137.00 kWh	61,902 KBtu	0.831 KBtu/SqFt	\$2,086.62	\$0.115 /kWh	\$0.028 /SqFt
NATURALGAS	664.00 CCF	68,392 KBtu	0.919 KBtu/SqFt	\$674.89	\$1.016 /CCF	\$0.009 /SqFt
SEWER	137.00 CCF			\$433.40	\$3.164 /CCF	\$0.006 /SqFt
WATER	109.00 CCF			\$416.80	\$3.824 /CCF	\$0.006 /SqFt
<b>Totals:</b>		<b>130,294 KBtu</b>	<b>1.750 KBtu/SqFt</b>	<b>\$3,611.71</b>		

## Energy

Electric

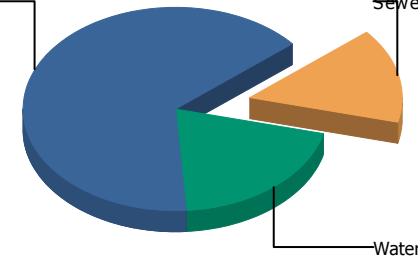


Electric 100.0%  
 Sewer 0.0%  
 Water 0.0%  
 Total: 100.0%

## Cost

Electric

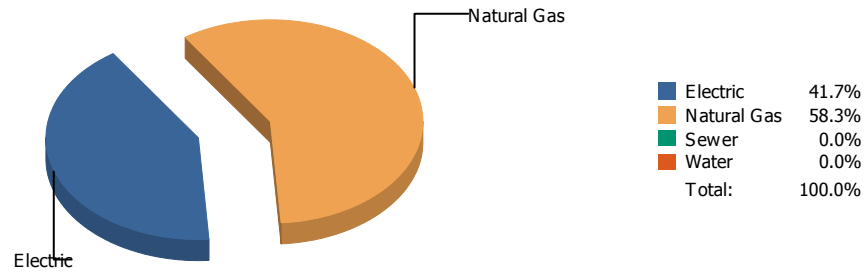
Sewer



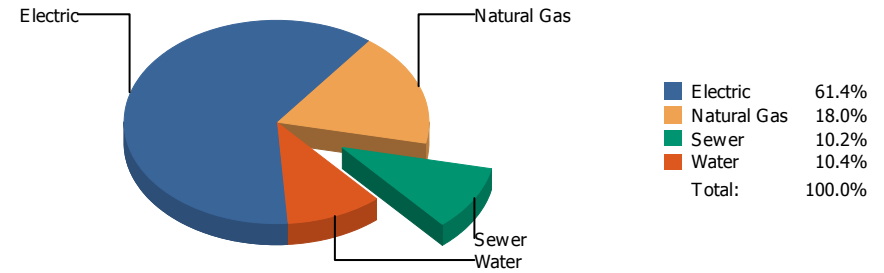
Electric 64.9%  
 Sewer 15.2%  
 Water 19.9%  
 Total: 100.0%

Commodity	Common Use	Energy Use	Energy Use / Area	Total Cost	Cost / Unit	Cost / Area
<b>Place: [BLISS] BLISS      105 [BUILDING]</b> <b>Area: 78,820 SqFt</b> <b>Billing Period: Dec 2017</b>						
ELECTRIC	26,899.00 kWh	91,806 KBtu	1.165 KBtu/SqFt	\$3,146.78	\$0.117 /kWh	\$0.040 /SqFt
SEWER	310.00 CCF			\$739.61	\$2.386 /CCF	\$0.009 /SqFt
WATER	384.00 CCF			\$964.05	\$2.511 /CCF	\$0.012 /SqFt
<b>Totals:</b>		<b>91,806 KBtu</b>	<b>1.165 KBtu/SqFt</b>	<b>\$4,850.44</b>		

## Energy

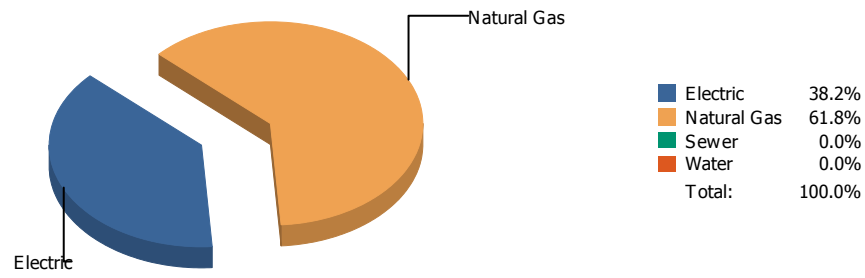


## Cost

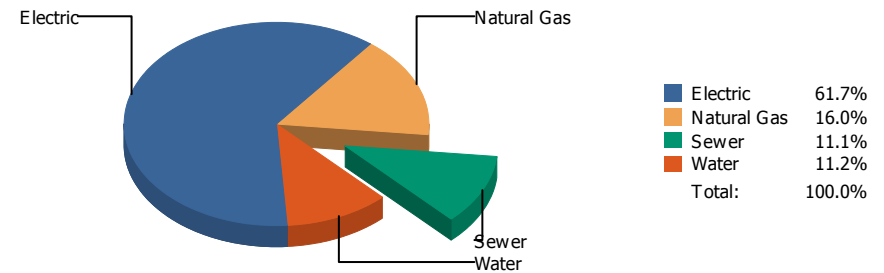


Commodity	Common Use	Energy Use	Energy Use / Area	Total Cost	Cost / Unit	Cost / Area
Place: [BOND_2] BOND 160 [BUILDING]						
Area: 89,988 SqFt						
Billing Period: Dec 2017						
ELECTRIC	21,055.00 kWh	71,861 KBtu	0.799 KBtu/SqFt	\$2,963.08	\$0.141 /kWh	\$0.033 /SqFt
NATURALGAS	973.80 CCF	100,301 KBtu	1.115 KBtu/SqFt	\$866.86	\$0.890 /CCF	\$0.010 /SqFt
SEWER	121.00 CCF			\$491.44	\$4.061 /CCF	\$0.005 /SqFt
WATER	86.00 CCF			\$501.31	\$5.829 /CCF	\$0.005 /SqFt
<b>Totals:</b>		<b>172,162 KBtu</b>	<b>1.913 KBtu/SqFt</b>	<b>\$4,822.69</b>		

## Energy

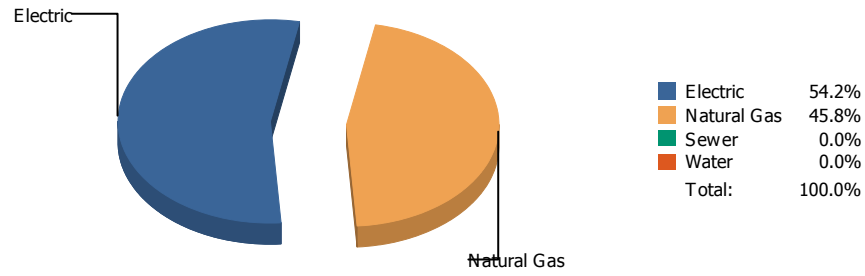


## Cost

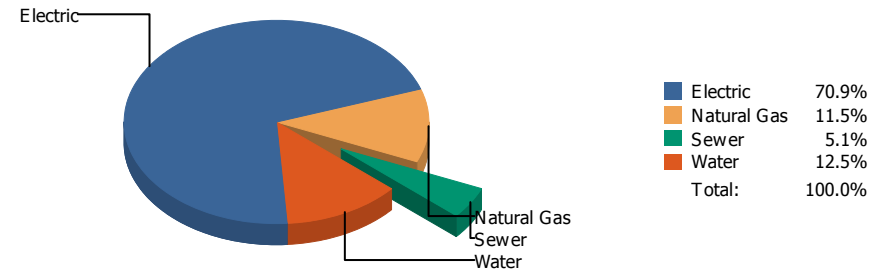


Commodity	Common Use	Energy Use	Energy Use / Area	Total Cost	Cost / Unit	Cost / Area
<b>Place: [BONHAM] BONHAM      106 [BUILDING]</b> <b>Area: 53,522 SqFt</b> <b>Billing Period: Dec 2017</b>						
ELECTRIC	25,157.00 kWh	85,861 KBtu	1.604 KBtu/SqFt	\$3,774.62	\$0.150 /kWh	\$0.070 /SqFt
NATURALGAS	1,350.00 CCF	139,050 KBtu	2.598 KBtu/SqFt	\$978.07	\$0.724 /CCF	\$0.018 /SqFt
SEWER	289.00 CCF			\$680.55	\$2.355 /CCF	\$0.013 /SqFt
WATER	258.00 CCF			\$686.97	\$2.663 /CCF	\$0.013 /SqFt
<b>Totals:</b>		<b>224,911 KBtu</b>	<b>4.202 KBtu/SqFt</b>	<b>\$6,120.21</b>		

## Energy

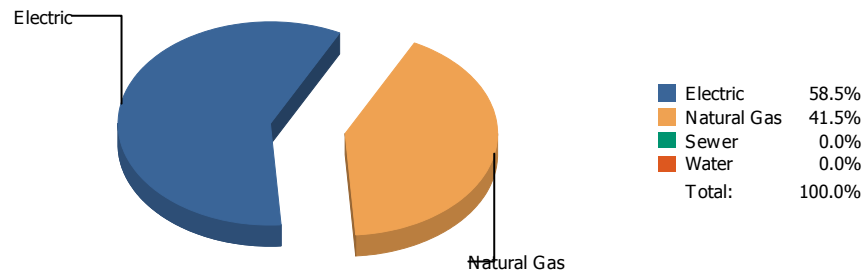


## Cost

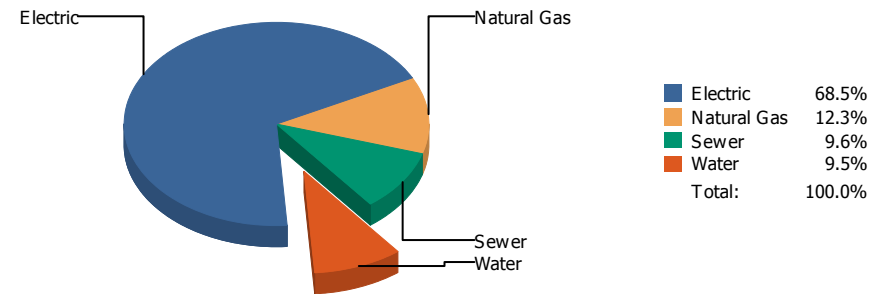


Commodity	Common Use	Energy Use	Energy Use / Area	Total Cost	Cost / Unit	Cost / Area
<b>Place: [BOWIE] BOWIE 003 [BUILDING]</b> <b>Area: 282,931 SqFt</b> <b>Billing Period: Dec 2017</b>						
ELECTRIC	199,806.80 kWh	681,941 KBtu	2.410 KBtu/SqFt	\$23,137.50	\$0.116 /kWh	\$0.082 /SqFt
NATURALGAS	5,594.00 CCF	576,182 KBtu	2.036 KBtu/SqFt	\$3,756.66	\$0.672 /CCF	\$0.013 /SqFt
SEWER	610.00 CCF			\$1,651.01	\$2.707 /CCF	\$0.006 /SqFt
WATER	1,390.00 CCF			\$4,075.29	\$2.932 /CCF	\$0.014 /SqFt
<b>Totals:</b>		<b>1,258,123 KBtu</b>	<b>4.447 KBtu/SqFt</b>	<b>\$32,620.46</b>		

## Energy

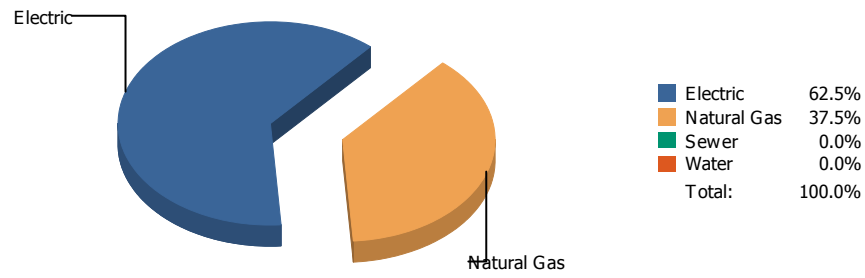


## Cost

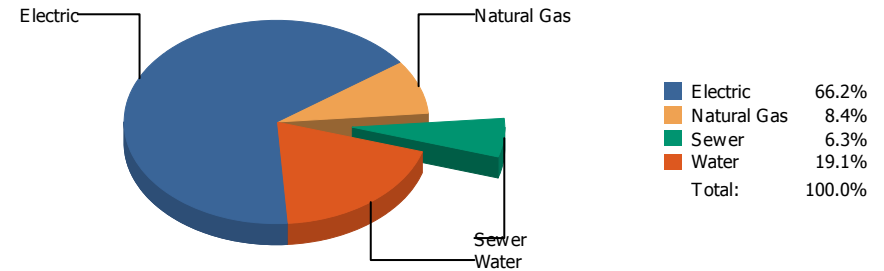


Commodity	Common Use	Energy Use	Energy Use / Area	Total Cost	Cost / Unit	Cost / Area
Place: [BRADLEY] BRADLEY 158 [BUILDING]						
Area: 59,142 SqFt						
Billing Period: Dec 2017						
ELECTRIC	26,300.00 kWh	89,762 KBtu	1.518 KBtu/SqFt	\$2,920.91	\$0.111 /kWh	\$0.049 /SqFt
NATURALGAS	617.00 CCF	63,551 KBtu	1.075 KBtu/SqFt	\$525.65	\$0.852 /CCF	\$0.009 /SqFt
SEWER	65.00 CCF			\$409.09	\$6.294 /CCF	\$0.007 /SqFt
WATER	49.00 CCF			\$406.88	\$8.304 /CCF	\$0.007 /SqFt
<b>Totals:</b>		<b>153,313 KBtu</b>	<b>2.592 KBtu/SqFt</b>	<b>\$4,262.53</b>		

## Energy

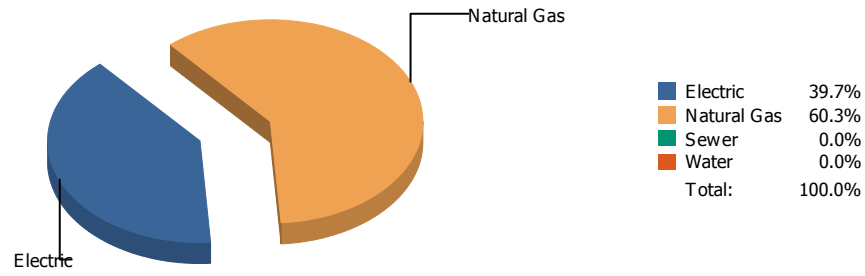


## Cost

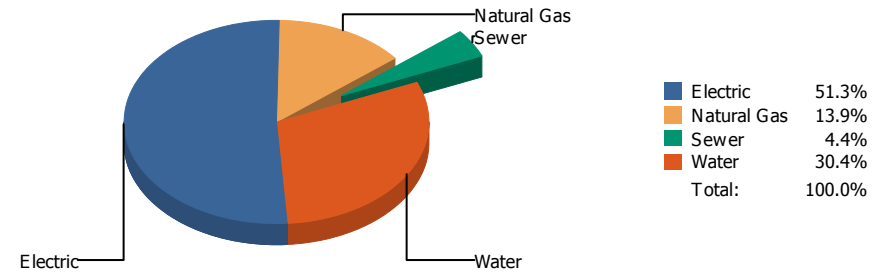


Commodity	Common Use	Energy Use	Energy Use / Area	Total Cost	Cost / Unit	Cost / Area
<b>Place: [BROWN] BROWN MIDDLE SCHOOL 056 [BUILDING]</b>						
<b>Area: 173,263 SqFt</b>						
<b>Billing Period: Dec 2017</b>						
ELECTRIC	85,000.00 kWh	290,105 KBtu	1.674 KBtu/SqFt	\$9,408.96	\$0.111 /kWh	\$0.054 /SqFt
NATURALGAS	1,687.00 CCF	173,761 KBtu	1.003 KBtu/SqFt	\$1,188.92	\$0.705 /CCF	\$0.007 /SqFt
SEWER	339.00 CCF			\$894.07	\$2.637 /CCF	\$0.005 /SqFt
WATER	826.00 CCF			\$2,715.95	\$3.288 /CCF	\$0.016 /SqFt
<b>Totals:</b>		<b>463,866 KBtu</b>	<b>2.677 KBtu/SqFt</b>	<b>\$14,207.90</b>		

## Energy



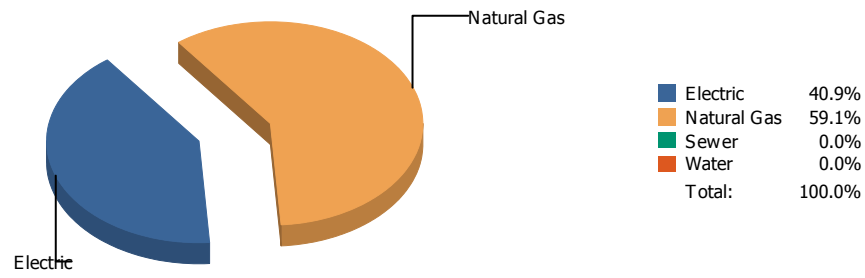
## Cost



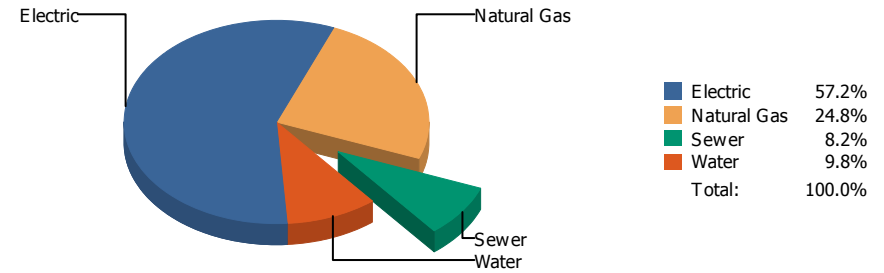
Commodity	Common Use	Energy Use	Energy Use / Area	Total Cost	Cost / Unit	Cost / Area
Place: [BURGES] BURGES 004 [BUILDING]						
Area: 241,219 SqFt						
Billing Period: Dec 2017						
ELECTRIC	84,836.00 kWh	289,545 KBtu	1.200 KBtu/SqFt	\$10,754.31	\$0.127 /kWh	\$0.044 /SqFt
NATURALGAS	4,261.00 CCF	438,883 KBtu	1.819 KBtu/SqFt	\$2,922.28	\$0.686 /CCF	\$0.012 /SqFt
SEWER	249.00 CCF			\$925.68	\$3.718 /CCF	\$0.004 /SqFt
WATER	1,364.00 CCF			\$6,374.40	\$4.673 /CCF	\$0.026 /SqFt
<b>Totals:</b>		<b>728,428 KBtu</b>	<b>3.020 KBtu/SqFt</b>	<b>\$20,976.67</b>		



## Energy

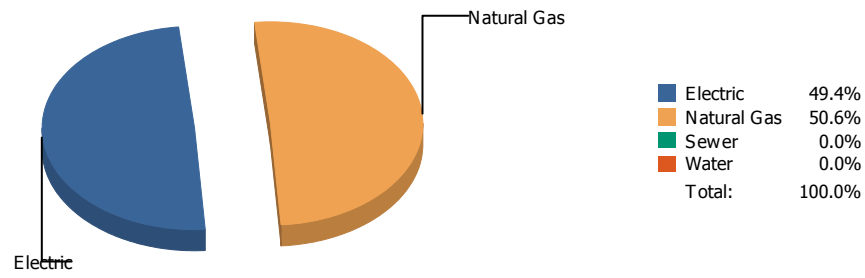


## Cost

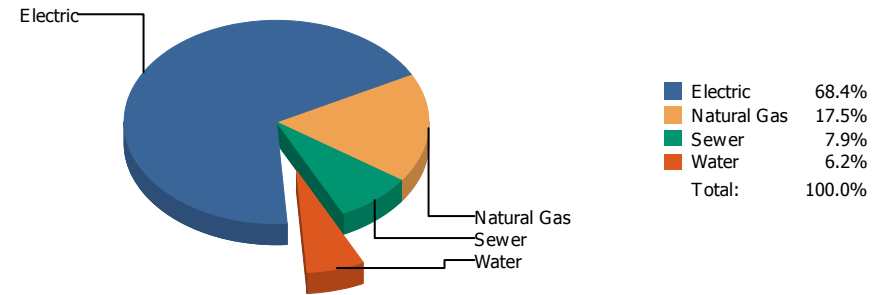


Commodity	Common Use	Energy Use	Energy Use / Area	Total Cost	Cost / Unit	Cost / Area
Place: [BURLESON] BURLESON 107 [BUILDING]						
Area: 73,772 SqFt						
Billing Period: Dec 2017						
ELECTRIC	18,854.00 kWh	64,349 KBtu	0.872 KBtu/SqFt	\$2,188.43	\$0.116 /kWh	\$0.030 /SqFt
NATURALGAS	901.00 CCF	92,803 KBtu	1.258 KBtu/SqFt	\$946.62	\$1.051 /CCF	\$0.013 /SqFt
SEWER	79.00 CCF			\$312.55	\$3.956 /CCF	\$0.004 /SqFt
WATER	143.00 CCF			\$376.16	\$2.630 /CCF	\$0.005 /SqFt
<b>Totals:</b>		<b>157,152 KBtu</b>	<b>2.130 KBtu/SqFt</b>	<b>\$3,823.76</b>		

## Energy

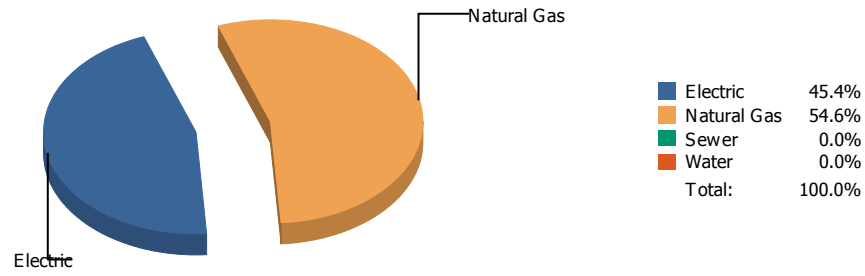


## Cost

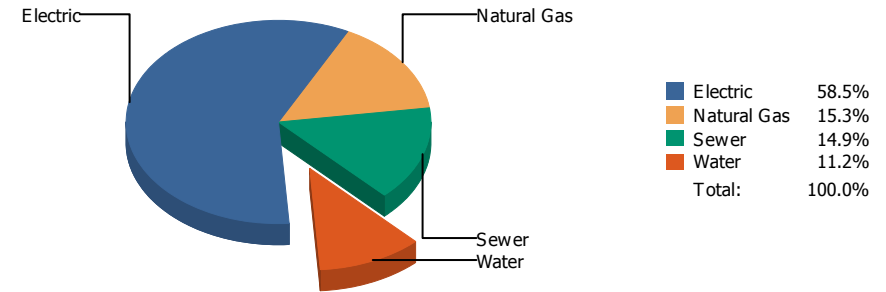


Commodity	Common Use	Energy Use	Energy Use / Area	Total Cost	Cost / Unit	Cost / Area
Place: [BURNET] BURNET 108 [BUILDING]						
Area: 50,520 SqFt						
Billing Period: Dec 2017						
ELECTRIC	21,936.00 kWh	74,868 KBtu	1.482 KBtu/SqFt	\$2,846.20	\$0.130 /kWh	\$0.056 /SqFt
NATURALGAS	746.00 CCF	76,838 KBtu	1.521 KBtu/SqFt	\$730.32	\$0.979 /CCF	\$0.014 /SqFt
SEWER	88.00 CCF			\$328.48	\$3.733 /CCF	\$0.006 /SqFt
WATER	69.00 CCF			\$258.66	\$3.749 /CCF	\$0.005 /SqFt
<b>Totals:</b>		<b>151,706 KBtu</b>	<b>3.003 KBtu/SqFt</b>	<b>\$4,163.66</b>		

## Energy

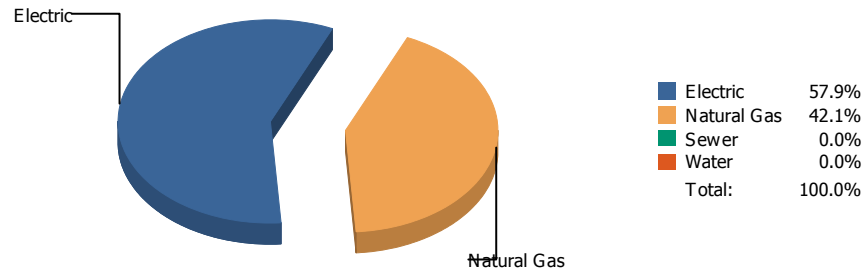


## Cost

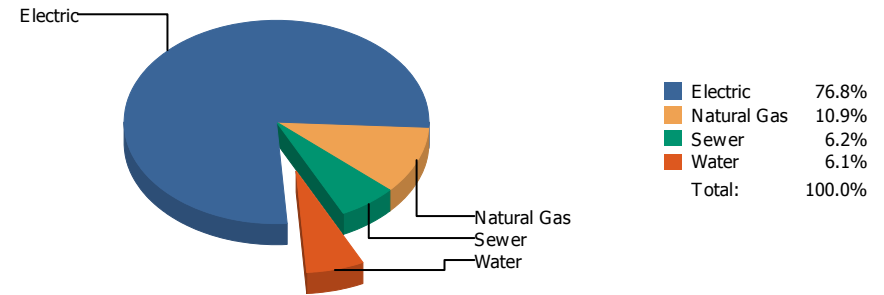


Commodity	Common Use	Energy Use	Energy Use / Area	Total Cost	Cost / Unit	Cost / Area
Place: [CANYON HILLS] CANYON HILLS 043 [BUILDING]						
Area: 133,149 SqFt						
Billing Period: Dec 2017						
ELECTRIC	49,420.00 kWh	168,670 KBtu	1.267 KBtu/SqFt	\$5,802.79	\$0.117 /kWh	\$0.043 /SqFt
NATURALGAS	1,965.90 CCF	202,488 KBtu	1.521 KBtu/SqFt	\$1,516.75	\$0.772 /CCF	\$0.011 /SqFt
SEWER	504.00 CCF			\$1,480.16	\$2.937 /CCF	\$0.011 /SqFt
WATER	217.00 CCF			\$1,111.68	\$5.123 /CCF	\$0.008 /SqFt
<b>Totals:</b>		<b>371,158 KBtu</b>	<b>2.788 KBtu/SqFt</b>	<b>\$9,911.38</b>		

## Energy



## Cost



Commodity	Common Use	Energy Use	Energy Use / Area	Total Cost	Cost / Unit	Cost / Area
<b>Place: [CAREER] CAREER AND TECHNOLOGY [BUILDING]</b>						
<b>Area: 146,485 SqFt</b>						
<b>Billing Period: Dec 2017</b>						
ELECTRIC	71,632.70 kWh	244,482 KBtu	1.669 KBtu/SqFt	\$8,653.28	\$0.121 /kWh	\$0.059 /SqFt
NATURALGAS	1,728.00 CCF	177,984 KBtu	1.215 KBtu/SqFt	\$1,232.24	\$0.713 /CCF	\$0.008 /SqFt
SEWER	245.00 CCF			\$693.20	\$2.829 /CCF	\$0.005 /SqFt
WATER	194.00 CCF			\$683.13	\$3.521 /CCF	\$0.005 /SqFt
<b>Totals:</b>		<b>422,466 KBtu</b>	<b>2.884 KBtu/SqFt</b>	<b>\$11,261.85</b>		

## Energy

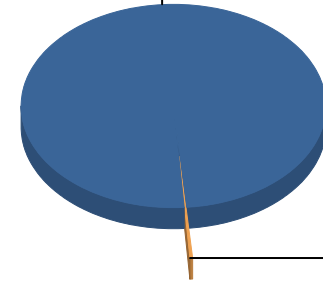
Electric



■ Electric 100.0%  
 ■ Water 0.0%  
 Total: 100.0%

## Cost

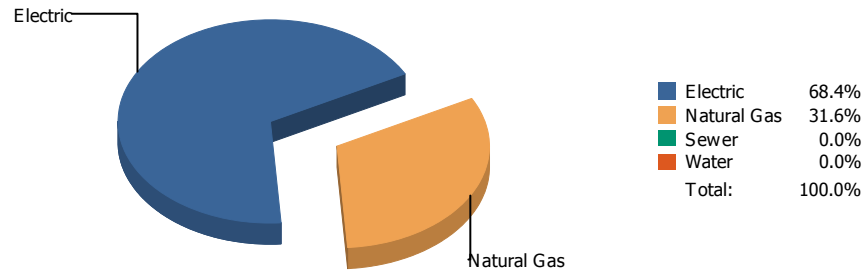
Electric



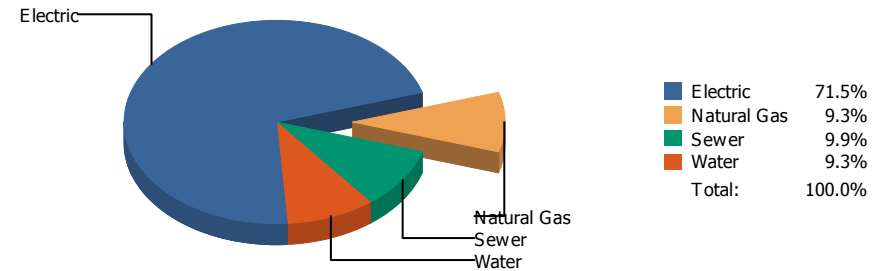
■ Electric 99.8%  
 ■ Water 0.2%  
 Total: 100.0%

Commodity	Common Use	Energy Use	Energy Use / Area	Total Cost	Cost / Unit	Cost / Area
Place: [CHAPIN] CHAPIN 012 [BUILDING]						
Area: 273,727 SqFt						
Billing Period: Dec 2017						
ELECTRIC	297,150.00 kWh	1,014,173 KBtu	3.705 KBtu/SqFt	\$29,568.51	\$0.100 /kWh	\$0.108 /SqFt
WATER	0.00 CCF			\$60.54	\$0.000 /CCF	\$0.000 /SqFt
<b>Totals:</b>		<b>1,014,173 KBtu</b>	<b>3.705 KBtu/SqFt</b>	<b>\$29,629.05</b>		

## Energy

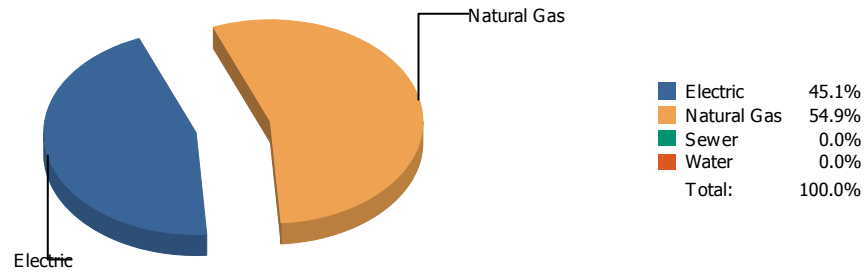


## Cost

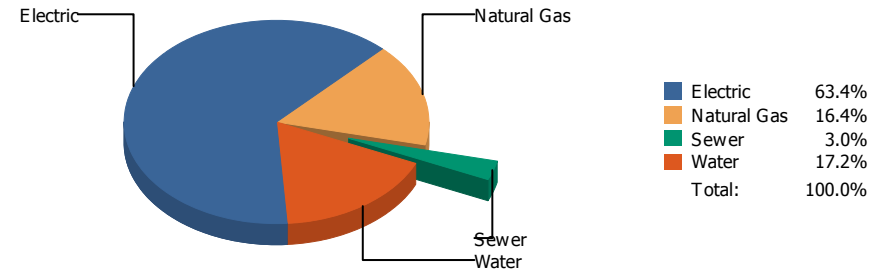


Commodity	Common Use	Energy Use	Energy Use / Area	Total Cost	Cost / Unit	Cost / Area
Place: [CHARLES] H.E. CHARLES 045 [BUILDING]						
Area: 107,867 SqFt						
Billing Period: Dec 2017						
ELECTRIC	58,824.00 kWh	200,766 KBtu	1.861 KBtu/SqFt	\$6,370.22	\$0.108 /kWh	\$0.059 /SqFt
NATURALGAS	902.00 CCF	92,906 KBtu	0.861 KBtu/SqFt	\$830.86	\$0.921 /CCF	\$0.008 /SqFt
SEWER	330.00 CCF			\$878.14	\$2.661 /CCF	\$0.008 /SqFt
WATER	248.00 CCF			\$833.16	\$3.360 /CCF	\$0.008 /SqFt
<b>Totals:</b>		<b>293,672 KBtu</b>	<b>2.723 KBtu/SqFt</b>	<b>\$8,912.38</b>		

## Energy

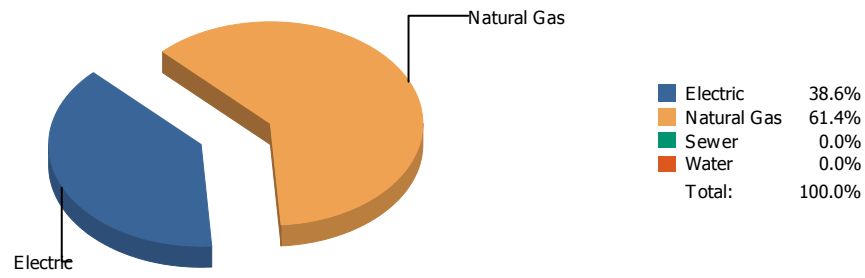


## Cost

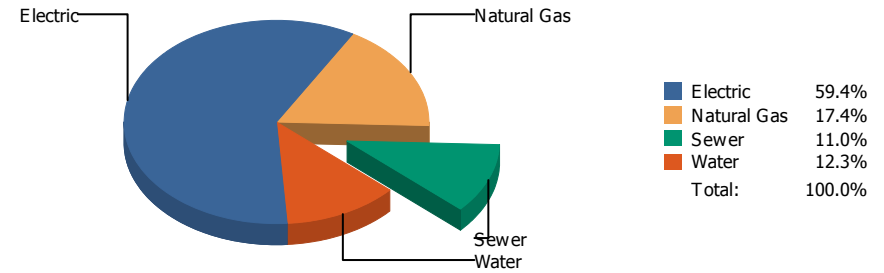


Commodity	Common Use	Energy Use	Energy Use / Area	Total Cost	Cost / Unit	Cost / Area
Place: [CIELO VI] CIELO VISTA 151 [BUILDING]						
Area: 66,034 SqFt						
Billing Period: Dec 2017						
ELECTRIC	59,800.00 kWh	204,097 KBtu	3.091 KBtu/SqFt	\$6,887.73	\$0.115 /kWh	\$0.104 /SqFt
NATURALGAS	2,415.00 CCF	248,745 KBtu	3.767 KBtu/SqFt	\$1,775.16	\$0.735 /CCF	\$0.027 /SqFt
SEWER	77.00 CCF			\$327.20	\$4.249 /CCF	\$0.005 /SqFt
WATER	335.00 CCF			\$1,866.80	\$5.573 /CCF	\$0.028 /SqFt
<b>Totals:</b>		<b>452,842 KBtu</b>	<b>6.858 KBtu/SqFt</b>	<b>\$10,856.89</b>		

## Energy



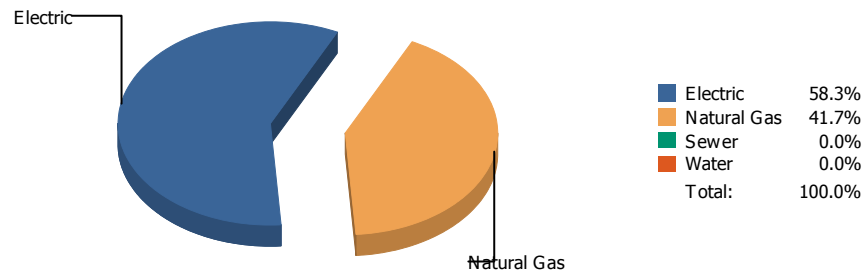
## Cost



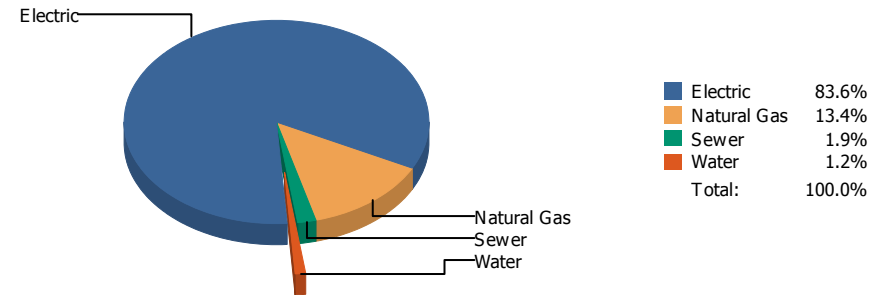
Commodity	Common Use	Energy Use	Energy Use / Area	Total Cost	Cost / Unit	Cost / Area
Place: [CLARDY] CLARDY 109 [BUILDING]						
Area: 70,700 SqFt						
Billing Period: Dec 2017						
ELECTRIC	22,966.00 kWh	78,383 KBtu	1.109 KBtu/SqFt	\$3,472.15	\$0.151 /kWh	\$0.049 /SqFt
NATURALGAS	1,210.00 CCF	124,630 KBtu	1.763 KBtu/SqFt	\$1,015.71	\$0.839 /CCF	\$0.014 /SqFt
SEWER	207.00 CCF			\$643.66	\$3.109 /CCF	\$0.009 /SqFt
WATER	249.00 CCF			\$716.74	\$2.878 /CCF	\$0.010 /SqFt
<b>Totals:</b>		<b>203,013 KBtu</b>	<b>2.871 KBtu/SqFt</b>	<b>\$5,848.26</b>		



## Energy

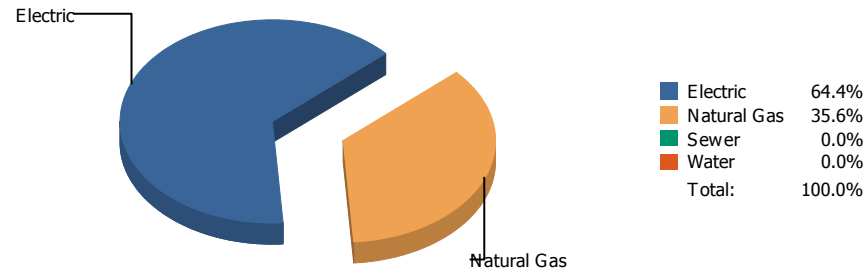


## Cost

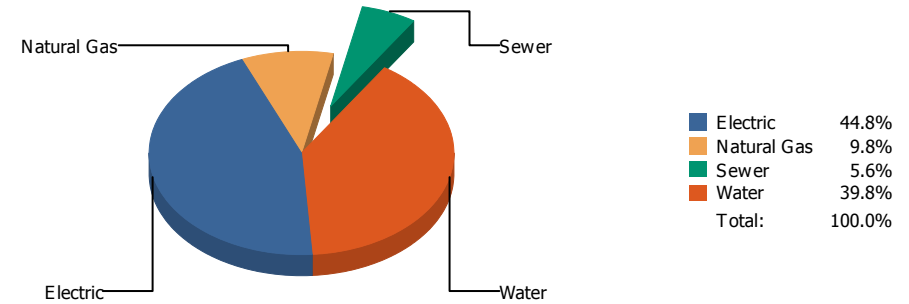


Commodity	Common Use	Energy Use	Energy Use / Area	Total Cost	Cost / Unit	Cost / Area
<b>Place: [CLENDENIN] CLENDENIN 149 [BUILDING]</b> <b>Area: 62,721 SqFt</b> <b>Billing Period: Dec 2017</b>						
ELECTRIC	32,410.00 kWh	110,615 KBtu	1.764 KBtu/SqFt	\$3,891.58	\$0.120 /kWh	\$0.062 /SqFt
NATURALGAS	769.00 CCF	79,207 KBtu	1.263 KBtu/SqFt	\$622.29	\$0.809 /CCF	\$0.010 /SqFt
SEWER	1.00 CCF			\$88.13	\$88.130 /CCF	\$0.001 /SqFt
WATER	1.00 CCF			\$53.60	\$53.600 /CCF	\$0.001 /SqFt
<b>Totals:</b>		<b>189,822 KBtu</b>	<b>3.026 KBtu/SqFt</b>	<b>\$4,655.60</b>		

## Energy

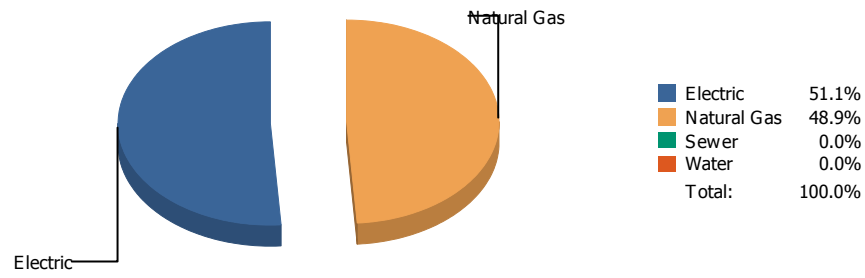


## Cost

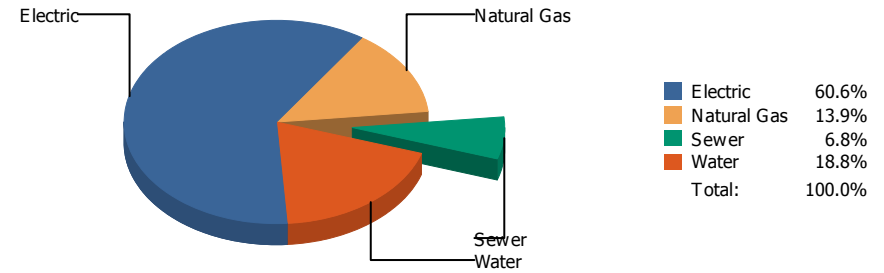


Commodity	Common Use	Energy Use	Energy Use / Area	Total Cost	Cost / Unit	Cost / Area
Place: [COLDWELL] COLDWELL 110 [BUILDING]						
Area: 67,310 SqFt						
Billing Period: Dec 2017						
ELECTRIC	26,590.00 kWh	90,752 KBtu	1.348 KBtu/SqFt	\$3,153.90	\$0.119 /kWh	\$0.047 /SqFt
NATURALGAS	486.00 CCF	50,058 KBtu	0.744 KBtu/SqFt	\$687.12	\$1.414 /CCF	\$0.010 /SqFt
SEWER	87.00 CCF			\$395.35	\$4.544 /CCF	\$0.006 /SqFt
WATER	448.00 CCF			\$2,803.94	\$6.259 /CCF	\$0.042 /SqFt
<b>Totals:</b>		<b>140,810 KBtu</b>	<b>2.092 KBtu/SqFt</b>	<b>\$7,040.31</b>		

## Energy

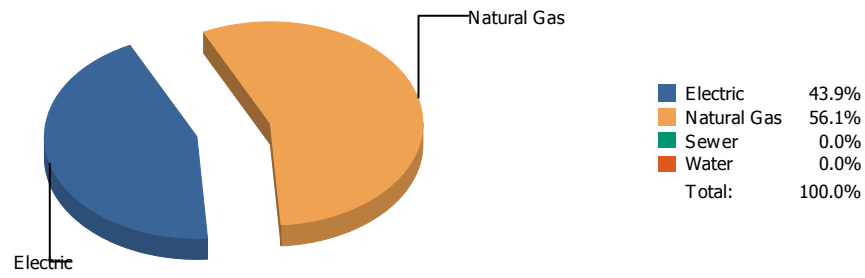


## Cost

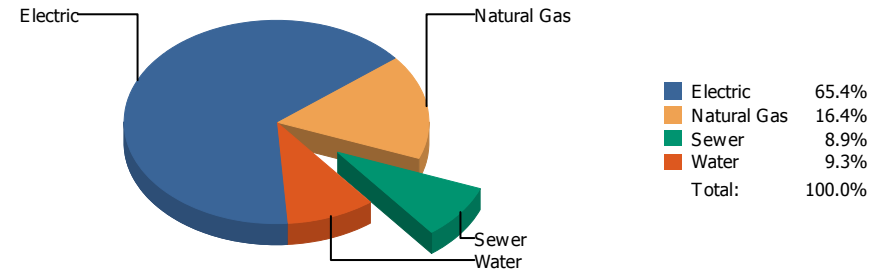


Commodity	Common Use	Energy Use	Energy Use / Area	Total Cost	Cost / Unit	Cost / Area
<b>Place: [COLLINS] COLLINS      142 [BUILDING]</b> <b>Area: 81,245 SqFt</b> <b>Billing Period: Dec 2017</b>						
ELECTRIC	45,260.00 kWh	154,472 KBtu	1.901 KBtu/SqFt	\$5,097.31	\$0.113 /kWh	\$0.063 /SqFt
NATURALGAS	1,435.00 CCF	147,805 KBtu	1.819 KBtu/SqFt	\$1,168.70	\$0.814 /CCF	\$0.014 /SqFt
SEWER	215.00 CCF			\$571.46	\$2.658 /CCF	\$0.007 /SqFt
WATER	336.00 CCF			\$1,579.81	\$4.702 /CCF	\$0.019 /SqFt
<b>Totals:</b>		<b>302,277 KBtu</b>	<b>3.721 KBtu/SqFt</b>	<b>\$8,417.28</b>		

## Energy

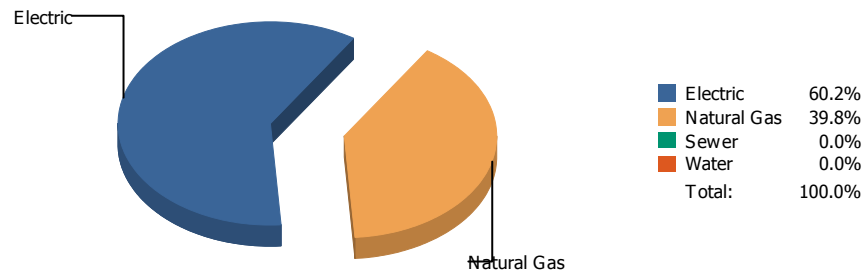


## Cost

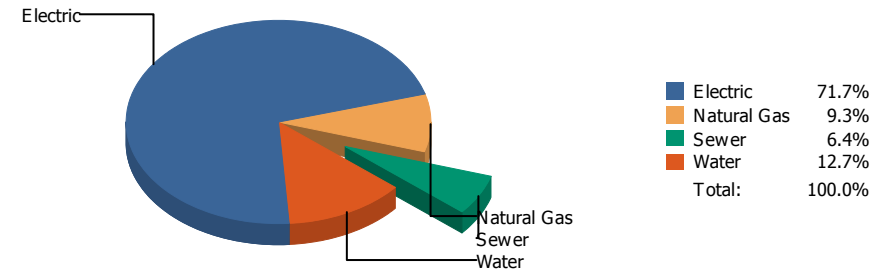


Commodity	Common Use	Energy Use	Energy Use / Area	Total Cost	Cost / Unit	Cost / Area
Place: [COOLEY] COOLEY 111 [BUILDING]						
Area: 95,590 SqFt						
Billing Period: Dec 2017						
ELECTRIC	50,000.00 kWh	170,650 KBtu	1.785 KBtu/SqFt	\$6,318.09	\$0.126 /kWh	\$0.066 /SqFt
NATURALGAS	2,121.00 CCF	218,463 KBtu	2.285 KBtu/SqFt	\$1,587.47	\$0.748 /CCF	\$0.017 /SqFt
SEWER	191.00 CCF			\$856.70	\$4.485 /CCF	\$0.009 /SqFt
WATER	207.00 CCF			\$900.09	\$4.348 /CCF	\$0.009 /SqFt
<b>Totals:</b>		<b>389,113 KBtu</b>	<b>4.071 KBtu/SqFt</b>	<b>\$9,662.35</b>		

## Energy

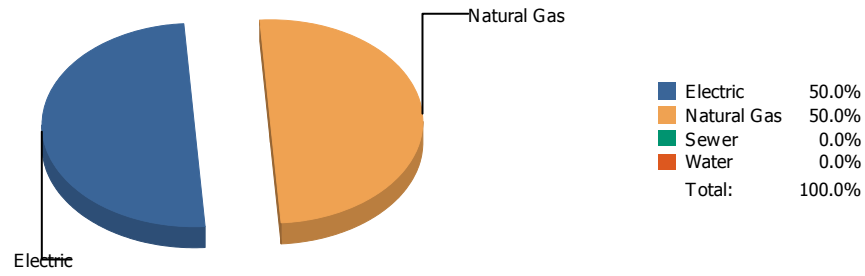


## Cost

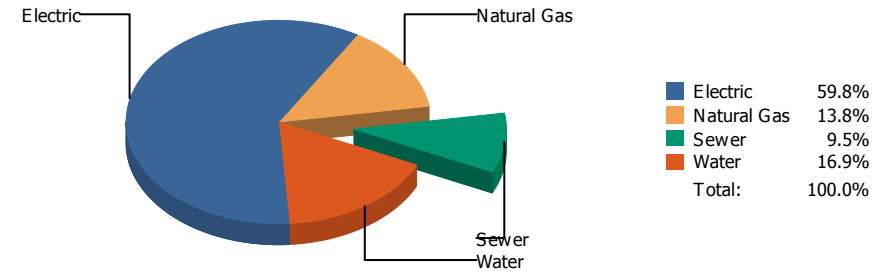


Commodity	Common Use	Energy Use	Energy Use / Area	Total Cost	Cost / Unit	Cost / Area
Place: [CORONADO] CORONADO 005 [BUILDING]						
Area: 406,757 SqFt						
Billing Period: Dec 2017						
ELECTRIC	164,607.00 kWh	561,804 KBtu	1.381 KBtu/SqFt	\$19,774.48	\$0.120 /kWh	\$0.048 /SqFt
NATURALGAS	3,611.00 CCF	371,933 KBtu	0.914 KBtu/SqFt	\$2,552.18	\$0.707 /CCF	\$0.006 /SqFt
SEWER	754.00 CCF			\$1,757.04	\$2.330 /CCF	\$0.004 /SqFt
WATER	1,770.00 CCF			\$3,492.99	\$1.973 /CCF	\$0.008 /SqFt
<b>Totals:</b>		<b>933,737 KBtu</b>	<b>2.296 KBtu/SqFt</b>	<b>\$27,576.69</b>		

## Energy

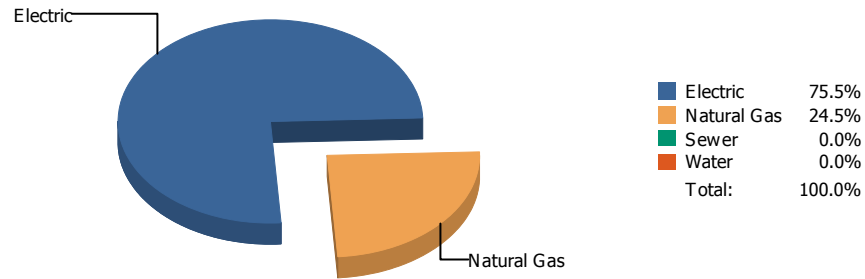


## Cost

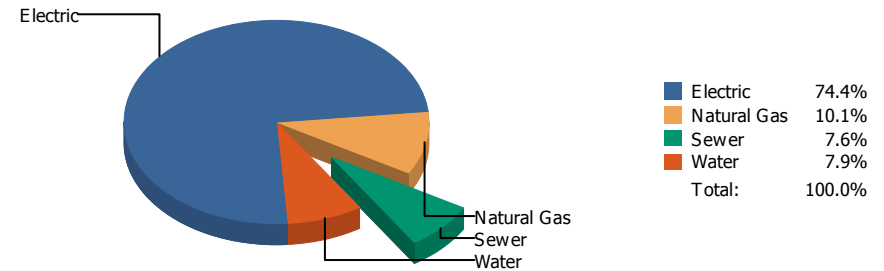


Commodity	Common Use	Energy Use	Energy Use / Area	Total Cost	Cost / Unit	Cost / Area
Place: [CROCKETT_1] CROCKETT 112 [BUILDING]						
Area: 92,585 SqFt						
Billing Period: Dec 2017						
ELECTRIC	25,797.00 kWh	88,045 KBtu	0.951 KBtu/SqFt	\$2,942.79	\$0.114 /kWh	\$0.032 /SqFt
NATURALGAS	856.00 CCF	88,168 KBtu	0.952 KBtu/SqFt	\$677.63	\$0.792 /CCF	\$0.007 /SqFt
SEWER	118.00 CCF			\$467.94	\$3.966 /CCF	\$0.005 /SqFt
WATER	215.00 CCF			\$834.07	\$3.879 /CCF	\$0.009 /SqFt
<b>Totals:</b>		<b>176,213 KBtu</b>	<b>1.903 KBtu/SqFt</b>	<b>\$4,922.43</b>		

## Energy

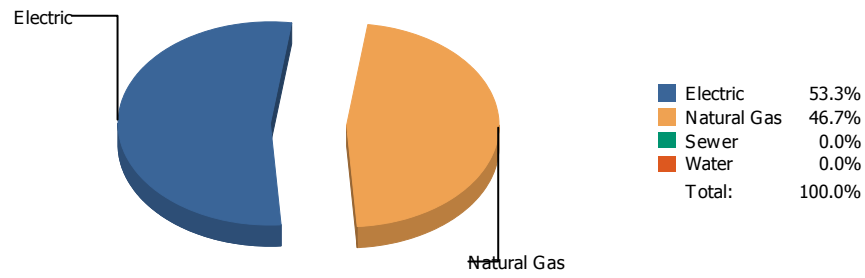


## Cost

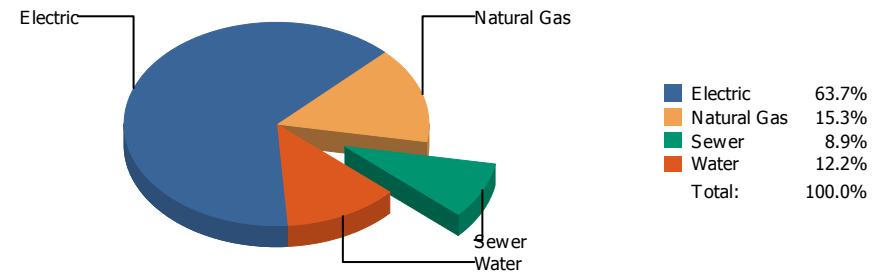


Commodity	Common Use	Energy Use	Energy Use / Area	Total Cost	Cost / Unit	Cost / Area
Place: [CROSBY] CROSBY 113 [BUILDING]						
Area: 83,100 SqFt						
Billing Period: Dec 2017						
ELECTRIC	29,216.00 kWh	99,714 KBtu	1.200 KBtu/SqFt	\$3,317.25	\$0.114 /kWh	\$0.040 /SqFt
NATURALGAS	314.00 CCF	32,342 KBtu	0.389 KBtu/SqFt	\$451.56	\$1.438 /CCF	\$0.005 /SqFt
SEWER	93.00 CCF			\$337.33	\$3.627 /CCF	\$0.004 /SqFt
WATER	117.00 CCF			\$354.18	\$3.027 /CCF	\$0.004 /SqFt
<b>Totals:</b>		<b>132,056 KBtu</b>	<b>1.589 KBtu/SqFt</b>	<b>\$4,460.32</b>		

## Energy



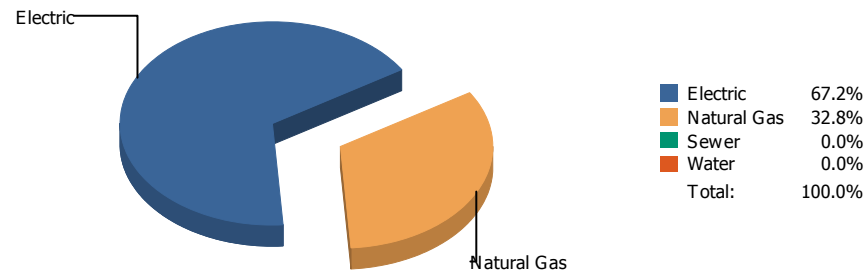
## Cost



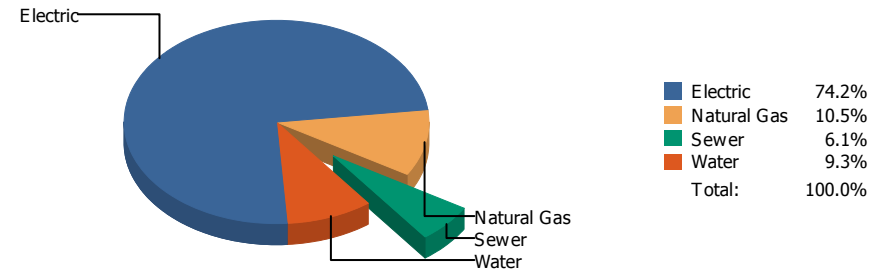
Commodity	Common Use	Energy Use	Energy Use / Area	Total Cost	Cost / Unit	Cost / Area
Place: [DOUGLASS] DOUGLASS 114 [BUILDING]						
Area: 86,903 SqFt						
Billing Period: Dec 2017						
ELECTRIC	24,595.00 kWh	83,943 KBtu	0.966 KBtu/SqFt	\$2,933.47	\$0.119 /kWh	\$0.034 /SqFt
NATURALGAS	714.00 CCF	73,542 KBtu	0.846 KBtu/SqFt	\$703.49	\$0.985 /CCF	\$0.008 /SqFt
SEWER	97.00 CCF			\$409.86	\$4.225 /CCF	\$0.005 /SqFt
WATER	176.00 CCF			\$561.31	\$3.189 /CCF	\$0.006 /SqFt
<b>Totals:</b>		<b>157,485 KBtu</b>	<b>1.812 KBtu/SqFt</b>	<b>\$4,608.13</b>		



## Energy

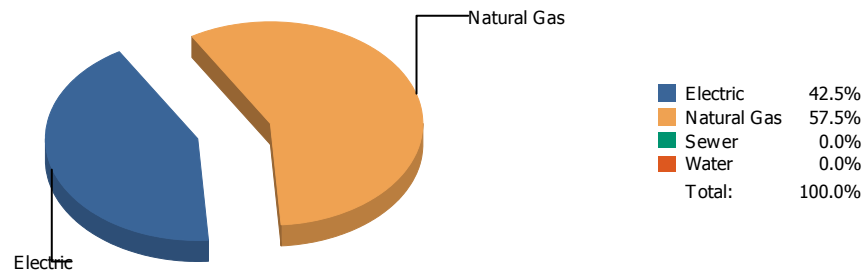


## Cost

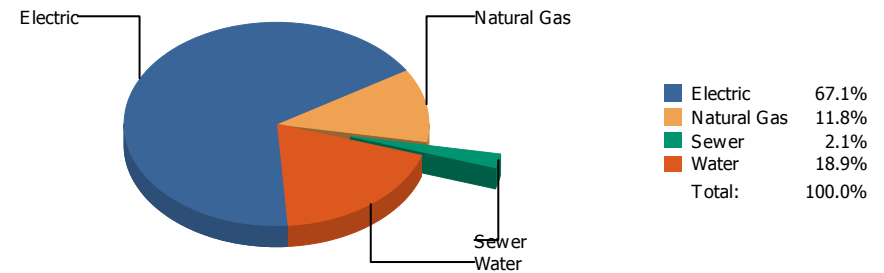


Commodity	Common Use	Energy Use	Energy Use / Area	Total Cost	Cost / Unit	Cost / Area
<b>Place: [DOWELL] DOWELL      115 [BUILDING]</b> <b>Area: 55,801 SqFt</b> <b>Billing Period: Dec 2017</b>						
ELECTRIC	19,729.00 kWh	67,335 KBtu	1.207 KBtu/SqFt	\$2,351.47	\$0.119 /kWh	\$0.042 /SqFt
NATURALGAS	319.00 CCF	32,857 KBtu	0.589 KBtu/SqFt	\$332.36	\$1.042 /CCF	\$0.006 /SqFt
SEWER	70.00 CCF			\$192.54	\$2.751 /CCF	\$0.003 /SqFt
WATER	103.00 CCF			\$293.22	\$2.847 /CCF	\$0.005 /SqFt
<b>Totals:</b>		<b>100,192 KBtu</b>	<b>1.796 KBtu/SqFt</b>	<b>\$3,169.59</b>		

## Energy

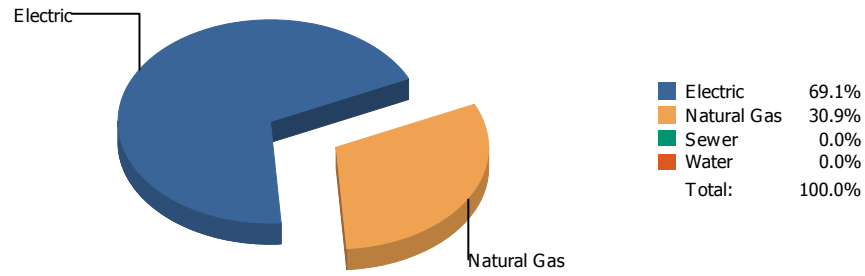


## Cost

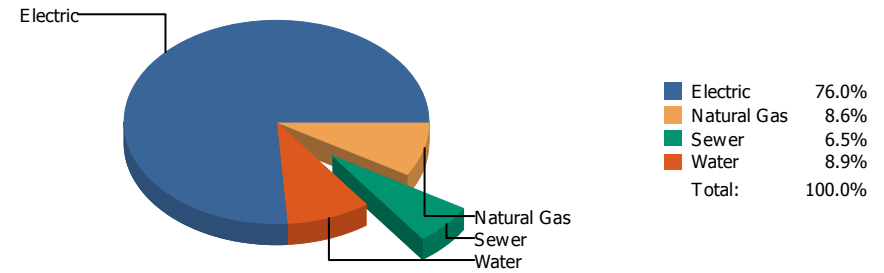


Commodity	Common Use	Energy Use	Energy Use / Area	Total Cost	Cost / Unit	Cost / Area
<b>Place: [DRHORNEDOMIDDLESCHOOL_1] DR. HORNEDO MIDDLE SCHOOL 058 [BUILDING]</b>						
<b>Area: 184,871 SqFt</b>						
<b>Billing Period: Dec 2017</b>						
ELECTRIC	78,731.00 kWh	268,709 KBtu	1.453 KBtu/SqFt	\$13,309.83	\$0.169 /kWh	\$0.072 /SqFt
NATURALGAS	3,532.00 CCF	363,796 KBtu	1.968 KBtu/SqFt	\$2,343.37	\$0.663 /CCF	\$0.013 /SqFt
SEWER	68.00 CCF			\$414.40	\$6.094 /CCF	\$0.002 /SqFt
WATER	732.00 CCF			\$3,755.04	\$5.130 /CCF	\$0.020 /SqFt
<b>Totals:</b>		<b>632,505 KBtu</b>	<b>3.421 KBtu/SqFt</b>	<b>\$19,822.64</b>		

## Energy

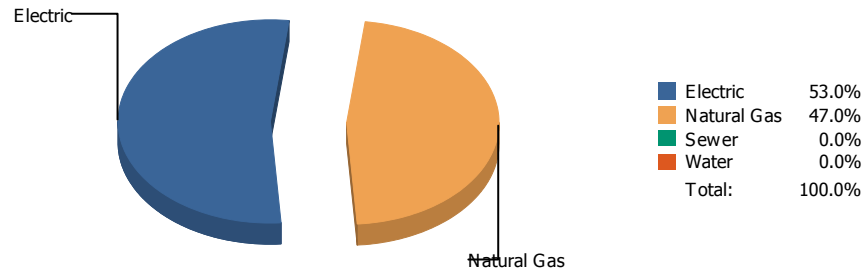


## Cost

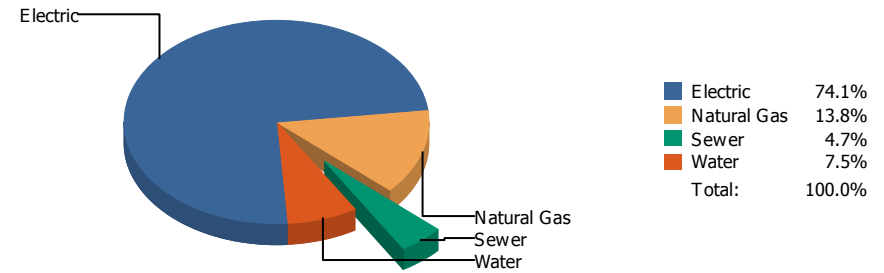


Commodity	Common Use	Energy Use	Energy Use / Area	Total Cost	Cost / Unit	Cost / Area
Place: [ED CENTER] ED CENTER 919 [BUILDING]						
Area: 220,243 SqFt						
Billing Period: Dec 2017						
ELECTRIC	209,205.00 kWh	714,017 KBtu	3.242 KBtu/SqFt	\$19,777.63	\$0.095 /kWh	\$0.089 /SqFt
NATURALGAS	3,094.00 CCF	318,682 KBtu	1.447 KBtu/SqFt	\$2,228.74	\$0.720 /CCF	\$0.010 /SqFt
SEWER	544.00 CCF			\$1,689.19	\$3.105 /CCF	\$0.008 /SqFt
WATER	660.00 CCF			\$2,317.24	\$3.511 /CCF	\$0.010 /SqFt
<b>Totals:</b>		<b>1,032,699 KBtu</b>	<b>4.689 KBtu/SqFt</b>	<b>\$26,012.80</b>		

## Energy

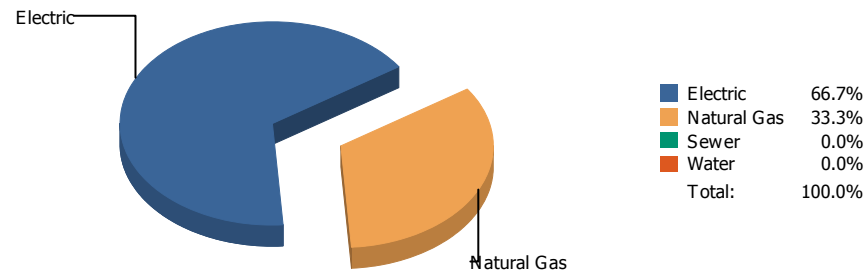


## Cost

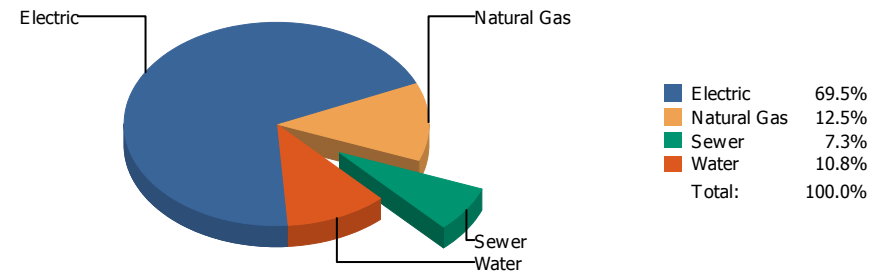


Commodity	Common Use	Energy Use	Energy Use / Area	Total Cost	Cost / Unit	Cost / Area
Place: [EL PASO] EL PASO HIGH 006 [BUILDING]						
Area: 236,062 SqFt						
Billing Period: Dec 2017						
ELECTRIC	132,882.00 kWh	453,526 KBtu	1.921 KBtu/SqFt	\$16,892.30	\$0.127 /kWh	\$0.071 /SqFt
NATURALGAS	3,910.80 CCF	402,812 KBtu	1.706 KBtu/SqFt	\$3,141.69	\$0.803 /CCF	\$0.013 /SqFt
SEWER	283.00 CCF			\$1,072.22	\$3.789 /CCF	\$0.004 /SqFt
WATER	368.00 CCF			\$1,699.48	\$4.618 /CCF	\$0.007 /SqFt
<b>Totals:</b>		<b>856,339 KBtu</b>	<b>3.628 KBtu/SqFt</b>	<b>\$22,805.69</b>		

## Energy

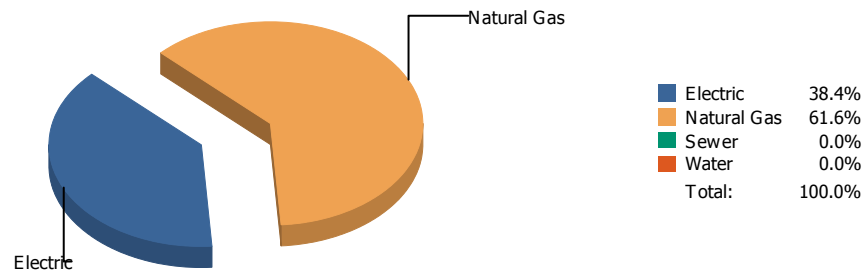


## Cost

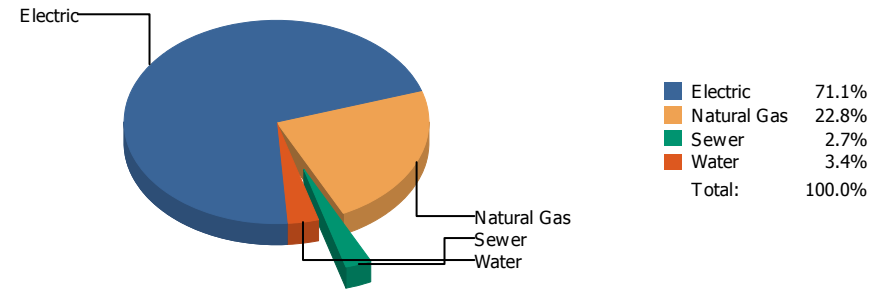


Commodity	Common Use	Energy Use	Energy Use / Area	Total Cost	Cost / Unit	Cost / Area
Place: [FANNIN] FANNIN 116 [BUILDING]						
Area: 73,291 SqFt						
Billing Period: Dec 2017						
ELECTRIC	38,773.00 kWh	132,332 KBtu	1.806 KBtu/SqFt	\$4,365.07	\$0.113 /kWh	\$0.059 /SqFt
NATURALGAS	640.00 CCF	65,920 KBtu	0.899 KBtu/SqFt	\$785.41	\$1.227 /CCF	\$0.011 /SqFt
SEWER	101.00 CCF			\$456.04	\$4.515 /CCF	\$0.006 /SqFt
WATER	167.00 CCF			\$675.34	\$4.044 /CCF	\$0.009 /SqFt
<b>Totals:</b>		<b>198,252 KBtu</b>	<b>2.705 KBtu/SqFt</b>	<b>\$6,281.86</b>		

## Energy

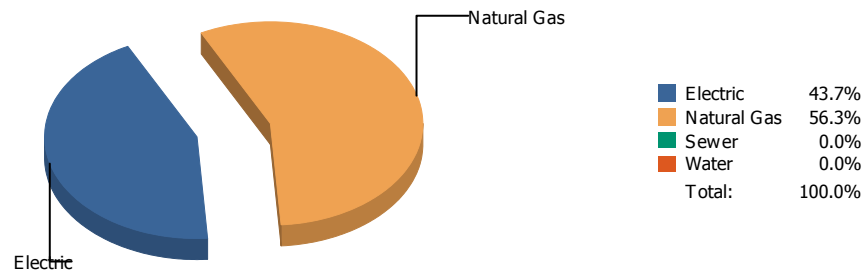


## Cost

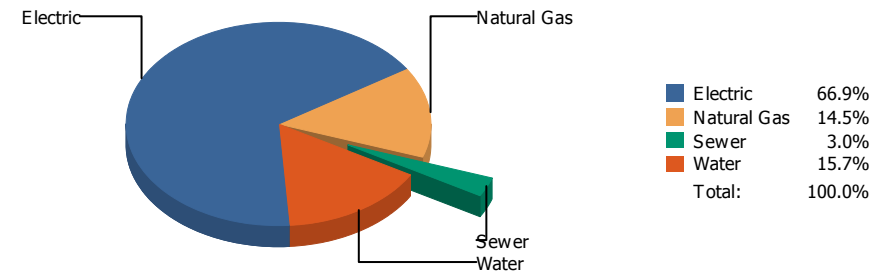


Commodity	Common Use	Energy Use	Energy Use / Area	Total Cost	Cost / Unit	Cost / Area
<b>Place: [FRANKLIN] FRANKLIN HIGH SCHOOL 010 [BUILDING]</b>						
<b>Area: 329,377 SqFt</b>						
<b>Billing Period: Dec 2017</b>						
ELECTRIC	218,719.00 kWh	746,488 KBtu	2.266 KBtu/SqFt	\$23,484.23	\$0.107 /kWh	\$0.071 /SqFt
NATURALGAS	11,625.00 CCF	1,197,375 KBtu	3.635 KBtu/SqFt	\$7,533.54	\$0.648 /CCF	\$0.023 /SqFt
SEWER	330.00 CCF			\$878.14	\$2.661 /CCF	\$0.003 /SqFt
WATER	385.00 CCF			\$1,125.96	\$2.925 /CCF	\$0.003 /SqFt
<b>Totals:</b>		<b>1,943,863 KBtu</b>	<b>5.902 KBtu/SqFt</b>	<b>\$33,021.87</b>		

## Energy

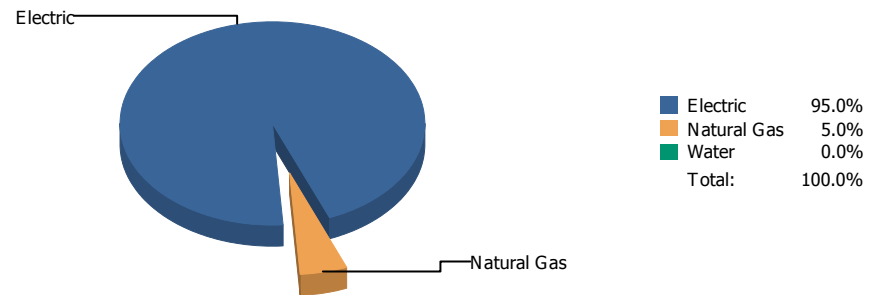


## Cost

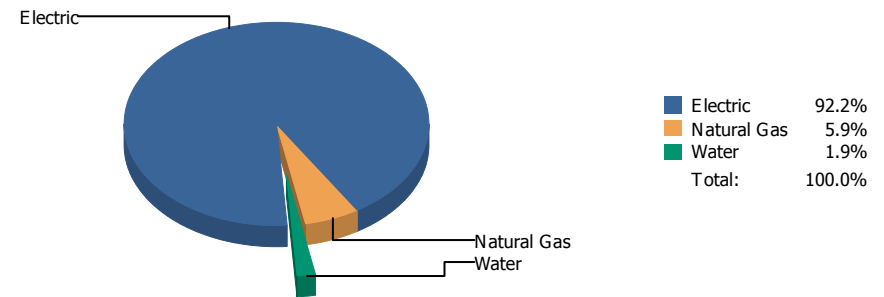


Commodity	Common Use	Energy Use	Energy Use / Area	Total Cost	Cost / Unit	Cost / Area
<b>Place: [FRANKLIN9THGRADECENTER_2] FRANKLIN 9TH GRADE CENTER 053 [BUILDING]</b>						
<b>Area: 193,158 SqFt</b>						
<b>Billing Period: Dec 2017</b>						
ELECTRIC	89,000.00 kWh	303,757 KBtu	1.573 KBtu/SqFt	\$11,586.56	\$0.130 /kWh	\$0.060 /SqFt
NATURALGAS	3,798.00 CCF	391,194 KBtu	2.025 KBtu/SqFt	\$2,509.86	\$0.661 /CCF	\$0.013 /SqFt
SEWER	124.00 CCF			\$513.52	\$4.141 /CCF	\$0.003 /SqFt
WATER	1,497.00 CCF			\$2,714.36	\$1.813 /CCF	\$0.014 /SqFt
<b>Totals:</b>		<b>694,951 KBtu</b>	<b>3.598 KBtu/SqFt</b>	<b>\$17,324.30</b>		

## Energy



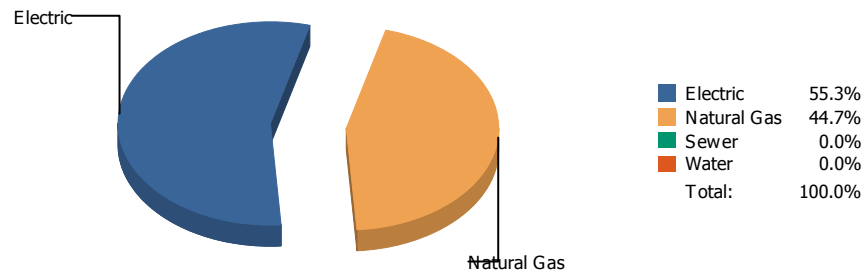
## Cost



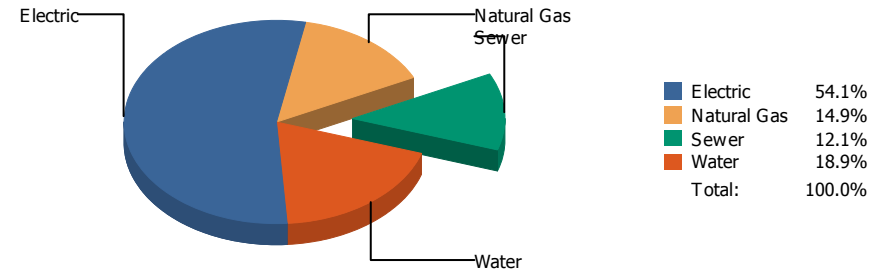
Commodity	Common Use	Energy Use	Energy Use / Area	Total Cost	Cost / Unit	Cost / Area
Place: [GAMBLE] JAMES GAMBLE WAREHOUSE [BUILDING]						
Area: 53,241 SqFt						
Billing Period: Dec 2017						
ELECTRIC	28,100.00 kWh	95,905 KBtu	1.801 KBtu/SqFt	\$2,438.51	\$0.087 /kWh	\$0.046 /SqFt
NATURALGAS	49.00 CCF	5,047 KBtu	0.095 KBtu/SqFt	\$154.82	\$3.160 /CCF	\$0.003 /SqFt
WATER	0.00 CCF			\$50.44	\$0.000 /CCF	\$0.001 /SqFt
<b>Totals:</b>		<b>100,952 KBtu</b>	<b>1.896 KBtu/SqFt</b>	<b>\$2,643.77</b>		



## Energy

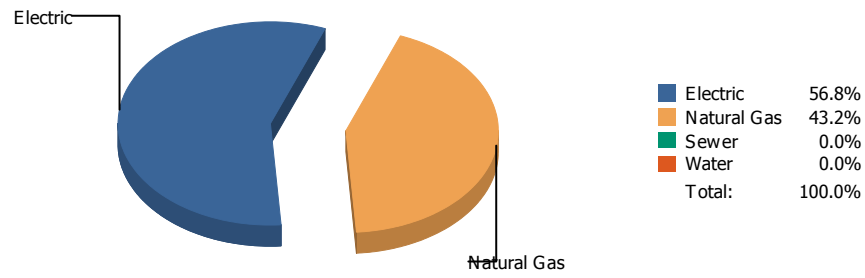


## Cost

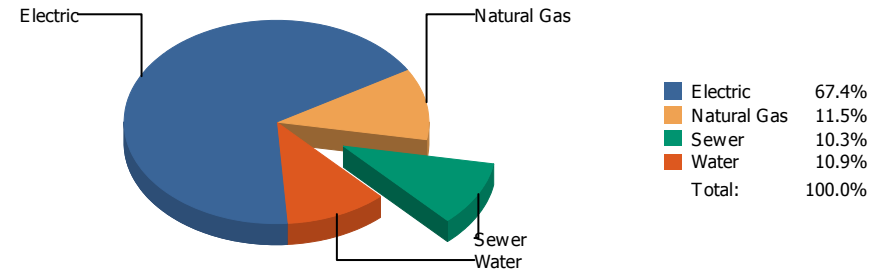


Commodity	Common Use	Energy Use	Energy Use / Area	Total Cost	Cost / Unit	Cost / Area
<b>Place: [GREEN] GREEN ELEMENTARY SCHOOL 162 [BUILDING]</b>						
<b>Area: 88,156 SqFt</b>						
<b>Billing Period: Dec 2017</b>						
ELECTRIC	23,700.00 kWh	80,888 KBtu	0.918 KBtu/SqFt	\$2,391.34	\$0.101 /kWh	\$0.027 /SqFt
NATURALGAS	635.00 CCF	65,405 KBtu	0.742 KBtu/SqFt	\$659.66	\$1.039 /CCF	\$0.007 /SqFt
SEWER	87.00 CCF			\$534.39	\$6.142 /CCF	\$0.006 /SqFt
WATER	180.00 CCF			\$837.99	\$4.656 /CCF	\$0.009 /SqFt
<b>Totals:</b>		<b>146,293 KBtu</b>	<b>1.659 KBtu/SqFt</b>	<b>\$4,423.38</b>		

## Energy

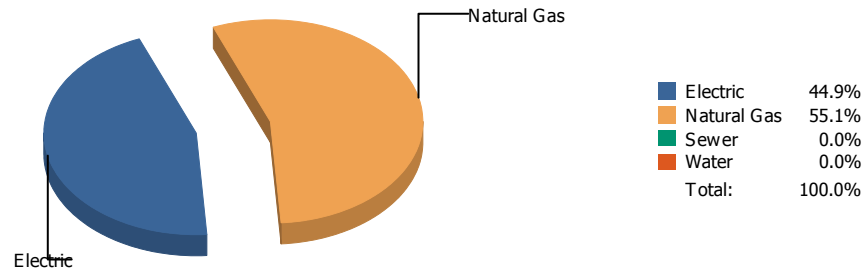


## Cost

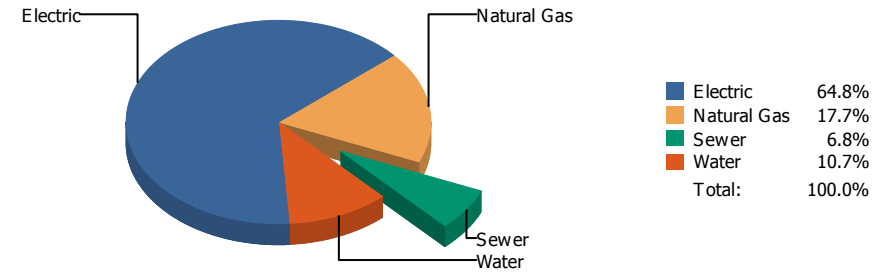


Commodity	Common Use	Energy Use	Energy Use / Area	Total Cost	Cost / Unit	Cost / Area
<b>Place: [GUERRERO] ROSA GUERRERO ELEMENTARY 163 [BUILDING]</b>						
<b>Area: 88,641 SqFt</b>						
<b>Billing Period: Dec 2017</b>						
ELECTRIC	30,860.00 kWh	105,325 KBtu	1.188 KBtu/SqFt	\$4,367.46	\$0.142 /kWh	\$0.049 /SqFt
NATURALGAS	777.40 CCF	80,072 KBtu	0.903 KBtu/SqFt	\$744.04	\$0.957 /CCF	\$0.008 /SqFt
SEWER	220.00 CCF			\$666.67	\$3.030 /CCF	\$0.007 /SqFt
WATER	271.00 CCF			\$703.40	\$2.596 /CCF	\$0.008 /SqFt
<b>Totals:</b>		<b>185,397 KBtu</b>	<b>2.092 KBtu/SqFt</b>	<b>\$6,481.57</b>		

## Energy

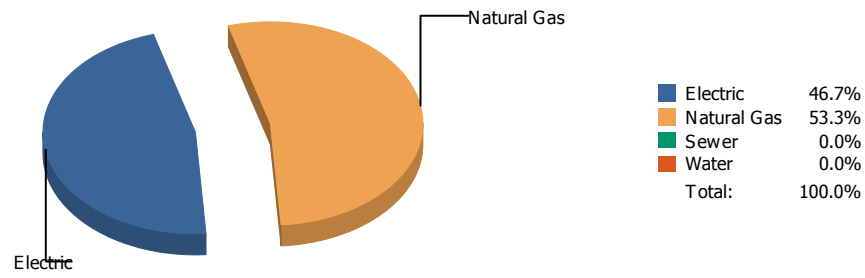


## Cost

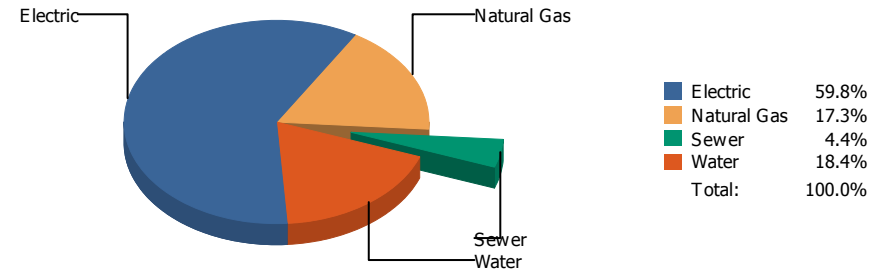


Commodity	Common Use	Energy Use	Energy Use / Area	Total Cost	Cost / Unit	Cost / Area
Place: [GUILLEN] GUILLEN 044 [BUILDING]						
Area: 223,773 SqFt						
Billing Period: Dec 2017						
ELECTRIC	64,409.00 kWh	219,828 KBtu	0.982 KBtu/SqFt	\$6,973.11	\$0.108 /kWh	\$0.031 /SqFt
NATURALGAS	2,621.00 CCF	269,963 KBtu	1.206 KBtu/SqFt	\$1,906.67	\$0.727 /CCF	\$0.008 /SqFt
SEWER	257.00 CCF			\$732.16	\$2.849 /CCF	\$0.003 /SqFt
WATER	367.00 CCF			\$1,156.22	\$3.150 /CCF	\$0.005 /SqFt
<b>Totals:</b>		<b>489,791 KBtu</b>	<b>2.189 KBtu/SqFt</b>	<b>\$10,768.16</b>		

## Energy

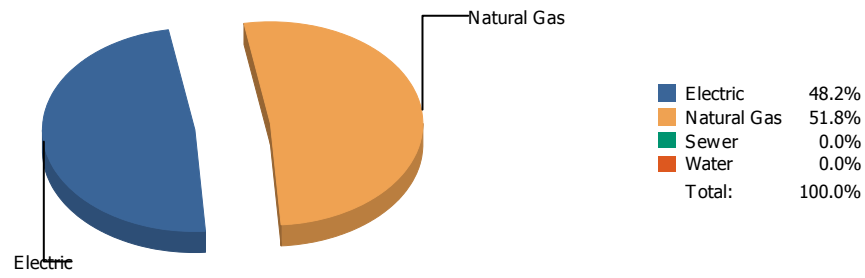


## Cost

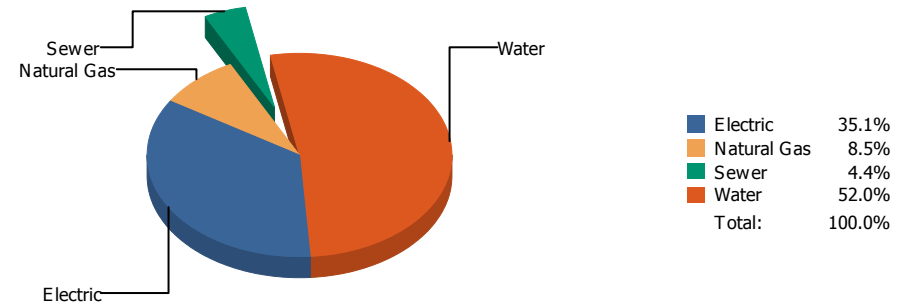


Commodity	Common Use	Energy Use	Energy Use / Area	Total Cost	Cost / Unit	Cost / Area
<b>Place: [HART] HART      118 [BUILDING]</b> <b>Area: 63,357 SqFt</b> <b>Billing Period: Dec 2017</b>						
ELECTRIC	42,600.00 kWh	145,394 KBtu	2.295 KBtu/SqFt	\$3,936.02	\$0.092 /kWh	\$0.062 /SqFt
NATURALGAS	1,608.00 CCF	165,624 KBtu	2.614 KBtu/SqFt	\$1,139.62	\$0.709 /CCF	\$0.018 /SqFt
SEWER	56.00 CCF			\$290.03	\$5.179 /CCF	\$0.005 /SqFt
WATER	216.00 CCF			\$1,212.11	\$5.612 /CCF	\$0.019 /SqFt
<b>Totals:</b>		<b>311,018 KBtu</b>	<b>4.909 KBtu/SqFt</b>	<b>\$6,577.78</b>		

## Energy

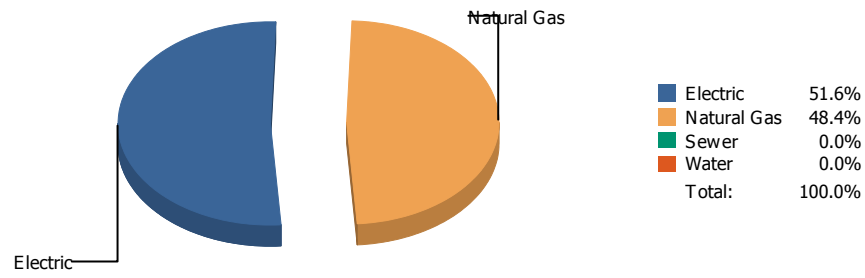


## Cost

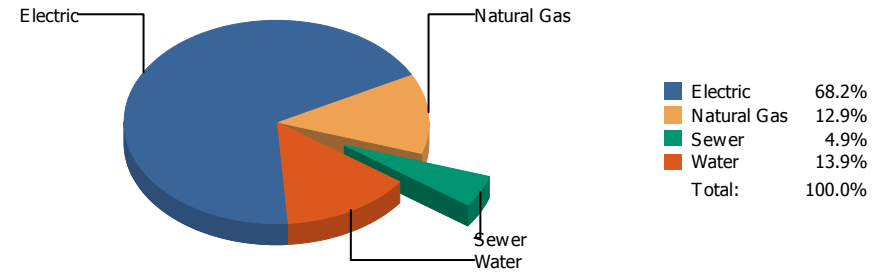


Commodity	Common Use	Energy Use	Energy Use / Area	Total Cost	Cost / Unit	Cost / Area
Place: [HAWKINS] HAWKINS 119 [BUILDING]						
Area: 57,207 SqFt						
Billing Period: Dec 2017						
ELECTRIC	27,984.00 kWh	95,509 KBtu	1.670 KBtu/SqFt	\$3,138.67	\$0.112 /kWh	\$0.055 /SqFt
NATURALGAS	996.00 CCF	102,588 KBtu	1.793 KBtu/SqFt	\$756.54	\$0.760 /CCF	\$0.013 /SqFt
SEWER	124.00 CCF			\$392.20	\$3.163 /CCF	\$0.007 /SqFt
WATER	799.00 CCF			\$4,650.54	\$5.820 /CCF	\$0.081 /SqFt
<b>Totals:</b>		<b>198,097 KBtu</b>	<b>3.463 KBtu/SqFt</b>	<b>\$8,937.95</b>		

## Energy

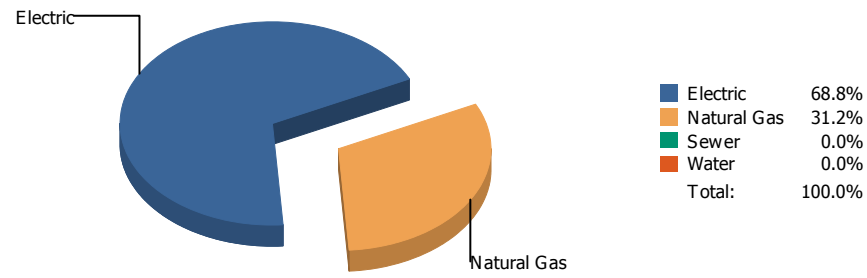


## Cost

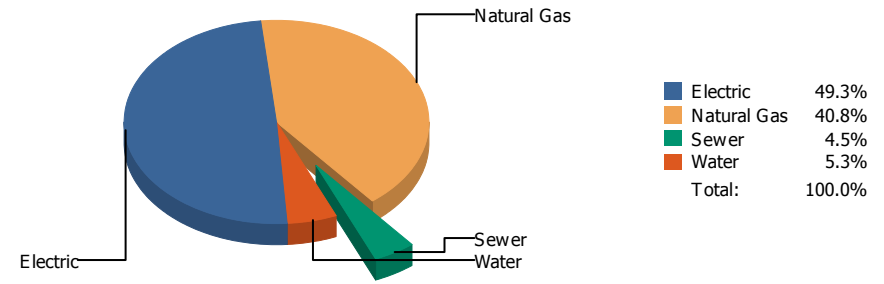


Commodity	Common Use	Energy Use	Energy Use / Area	Total Cost	Cost / Unit	Cost / Area
Place: [HENDERSO] HENDERSON 041 [BUILDING]						
Area: 145,254 SqFt						
Billing Period: Dec 2017						
ELECTRIC	38,322.80 kWh	130,796 KBtu	0.900 KBtu/SqFt	\$4,632.68	\$0.121 /kWh	\$0.032 /SqFt
NATURALGAS	1,192.00 CCF	122,776 KBtu	0.845 KBtu/SqFt	\$879.19	\$0.738 /CCF	\$0.006 /SqFt
SEWER	139.00 CCF			\$332.39	\$2.391 /CCF	\$0.002 /SqFt
WATER	294.00 CCF			\$945.96	\$3.218 /CCF	\$0.006 /SqFt
<b>Totals:</b>		<b>253,572 KBtu</b>	<b>1.746 KBtu/SqFt</b>	<b>\$6,790.22</b>		

## Energy

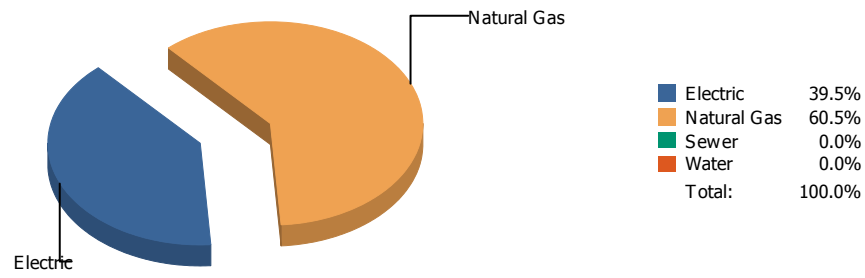


## Cost

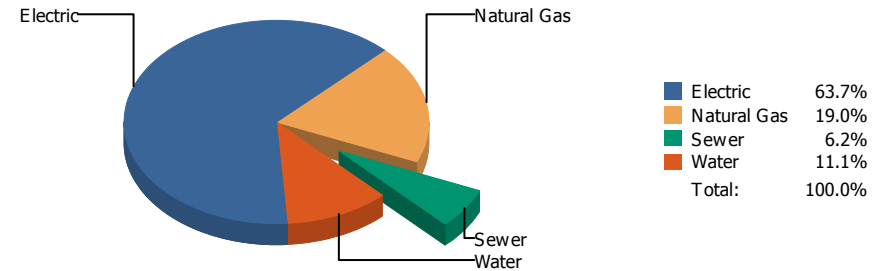


Commodity	Common Use	Energy Use	Energy Use / Area	Total Cost	Cost / Unit	Cost / Area
Place: [HERCULES] HERCULES COTTAGES 141A [BUILDING]						
Area: 10,160 SqFt						
Billing Period: Dec 2017						
ELECTRIC	5,653.00 kWh	19,294 KBtu	1.899 KBtu/SqFt	\$807.86	\$0.143 /kWh	\$0.079 /SqFt
NATURALGAS	85.00 CCF	8,755 KBtu	0.862 KBtu/SqFt	\$668.62	\$7.866 /CCF	\$0.066 /SqFt
SEWER	18.00 CCF			\$73.92	\$4.107 /CCF	\$0.007 /SqFt
WATER	19.00 CCF			\$87.19	\$4.589 /CCF	\$0.008 /SqFt
<b>Totals:</b>		<b>28,049 KBtu</b>	<b>2.761 KBtu/SqFt</b>	<b>\$1,637.59</b>		

## Energy



## Cost



Commodity	Common Use	Energy Use	Energy Use / Area	Total Cost	Cost / Unit	Cost / Area
Place: [HERRERA_1] HERRERA ELEMENTARY 174 [BUILDING]						
Area: 86,275 SqFt						
Billing Period: Dec 2017						
ELECTRIC	47,400.00 kWh	161,776 KBtu	1.875 KBtu/SqFt	\$5,502.47	\$0.116 /kWh	\$0.064 /SqFt
NATURALGAS	2,407.00 CCF	247,921 KBtu	2.874 KBtu/SqFt	\$1,639.44	\$0.681 /CCF	\$0.019 /SqFt
SEWER	139.00 CCF			\$540.07	\$3.885 /CCF	\$0.006 /SqFt
WATER	179.00 CCF			\$961.25	\$5.370 /CCF	\$0.011 /SqFt
<b>Totals:</b>		<b>409,697 KBtu</b>	<b>4.749 KBtu/SqFt</b>	<b>\$8,643.23</b>		



## Energy

Electric



■ Electric 100.0%  
Total: 100.0%

## Cost

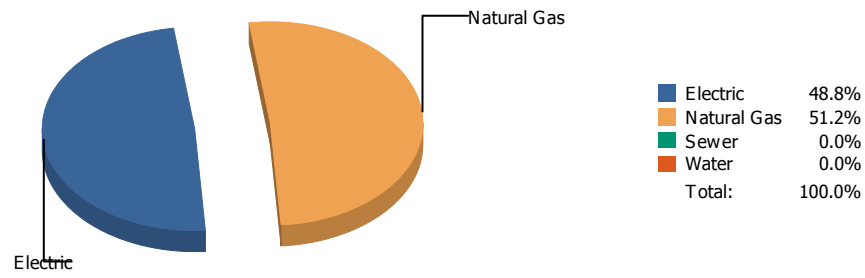
Electric



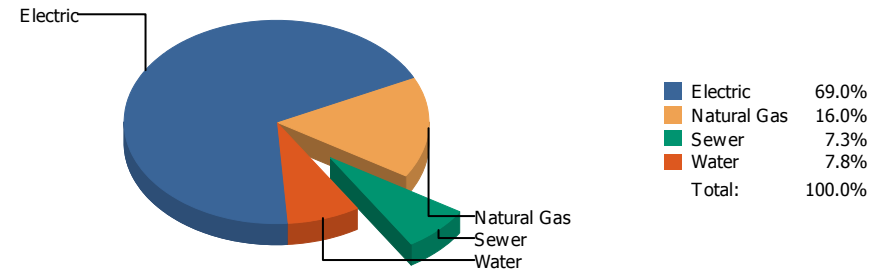
■ Electric 100.0%  
Total: 100.0%

Commodity	Common Use	Energy Use	Energy Use / Area	Total Cost	Cost / Unit	Cost / Area
Place: [HIGHLAND] HIGHLAND/ANNEX 120 [BUILDING]						
Area: 33,705 SqFt						
Billing Period: Dec 2017						
ELECTRIC	20,240.00 kWh	69,079 KBtu	2.050 KBtu/SqFt	\$2,651.67	\$0.131 /kWh	\$0.079 /SqFt
<b>Totals:</b>		<b>69,079 KBtu</b>	<b>2.050 KBtu/SqFt</b>	<b>\$2,651.67</b>		

## Energy

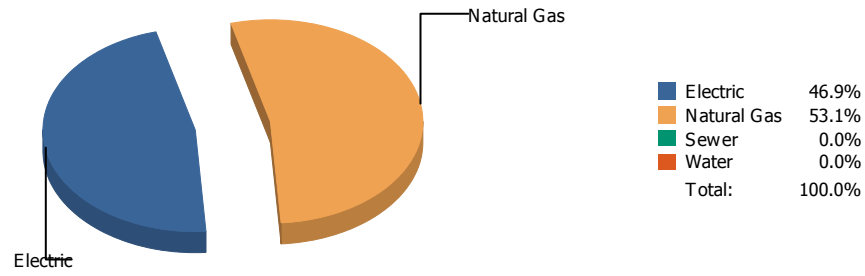


## Cost

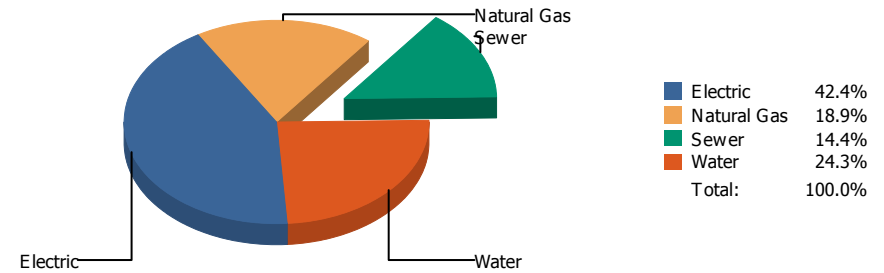


Commodity	Common Use	Energy Use	Energy Use / Area	Total Cost	Cost / Unit	Cost / Area
<b>Place: [HILLSIDE] HILLSIDE 121 [BUILDING]</b> <b>Area: 80,656 SqFt</b> <b>Billing Period: Dec 2017</b>						
ELECTRIC	40,262.00 kWh	137,414 KBtu	1.704 KBtu/SqFt	\$5,424.60	\$0.135 /kWh	\$0.067 /SqFt
NATURALGAS	1,399.00 CCF	144,097 KBtu	1.787 KBtu/SqFt	\$1,257.45	\$0.899 /CCF	\$0.016 /SqFt
SEWER	168.00 CCF			\$574.63	\$3.420 /CCF	\$0.007 /SqFt
WATER	156.00 CCF			\$610.34	\$3.912 /CCF	\$0.008 /SqFt
<b>Totals:</b>		<b>281,511 KBtu</b>	<b>3.490 KBtu/SqFt</b>	<b>\$7,867.02</b>		

## Energy

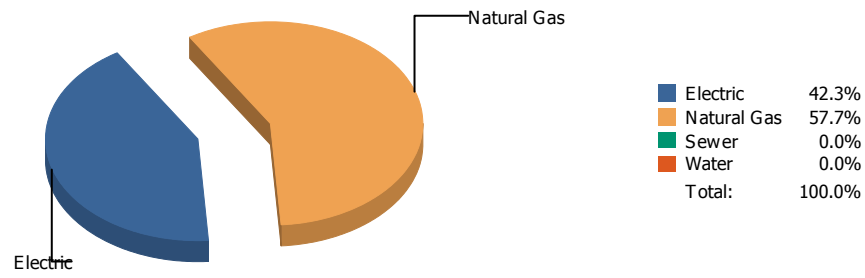


## Cost

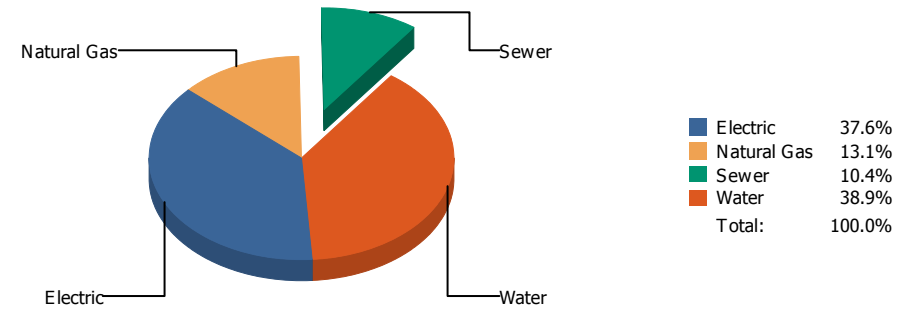


Commodity	Common Use	Energy Use	Energy Use / Area	Total Cost	Cost / Unit	Cost / Area
<b>Place: [HOUSTON] HOUSTON      122 [BUILDING]</b> <b>Area: 84,178 SqFt</b> <b>Billing Period: Dec 2017</b>						
ELECTRIC	16,600.00 kWh	56,656 KBtu	0.673 KBtu/SqFt	\$1,749.45	\$0.105 /kWh	\$0.021 /SqFt
NATURALGAS	624.00 CCF	64,272 KBtu	0.764 KBtu/SqFt	\$777.89	\$1.247 /CCF	\$0.009 /SqFt
SEWER	172.00 CCF			\$595.73	\$3.464 /CCF	\$0.007 /SqFt
WATER	293.00 CCF			\$1,001.38	\$3.418 /CCF	\$0.012 /SqFt
<b>Totals:</b>		<b>120,928 KBtu</b>	<b>1.437 KBtu/SqFt</b>	<b>\$4,124.45</b>		

## Energy

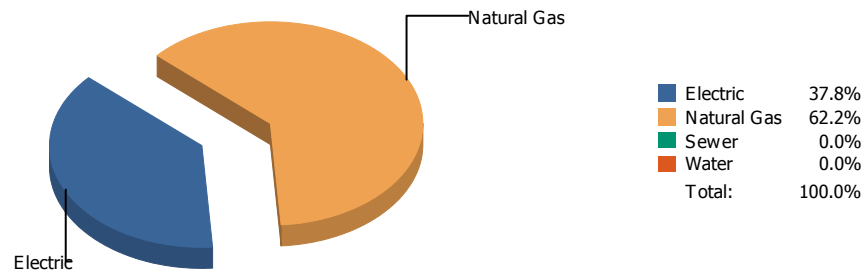


## Cost

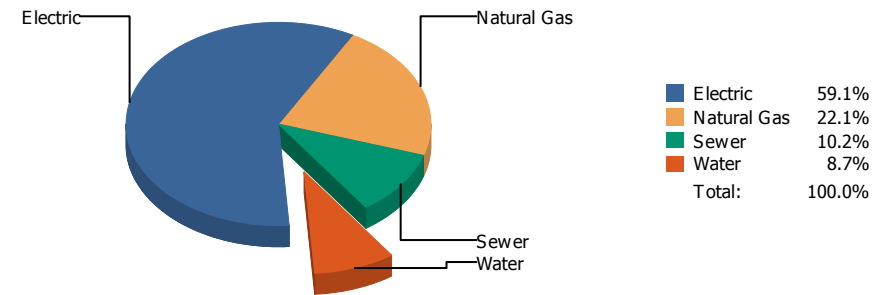


Commodity	Common Use	Energy Use	Energy Use / Area	Total Cost	Cost / Unit	Cost / Area
<b>Place: [HUGHEY] HUGHEY      123 [BUILDING]</b> <b>Area: 74,815 SqFt</b> <b>Billing Period: Dec 2017</b>						
ELECTRIC	27,375.00 kWh	93,431 KBtu	1.249 KBtu/SqFt	\$3,333.44	\$0.122 /kWh	\$0.044 /SqFt
NATURALGAS	1,236.00 CCF	127,308 KBtu	1.702 KBtu/SqFt	\$1,159.08	\$0.938 /CCF	\$0.015 /SqFt
SEWER	314.00 CCF			\$919.41	\$2.928 /CCF	\$0.012 /SqFt
WATER	892.00 CCF			\$3,443.77	\$3.861 /CCF	\$0.046 /SqFt
<b>Totals:</b>		<b>220,739 KBtu</b>	<b>2.950 KBtu/SqFt</b>	<b>\$8,855.70</b>		

## Energy

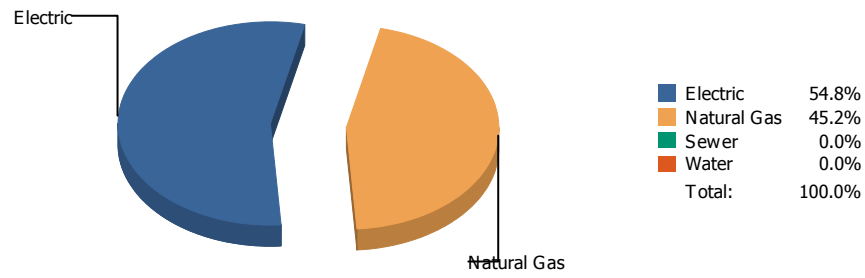


## Cost

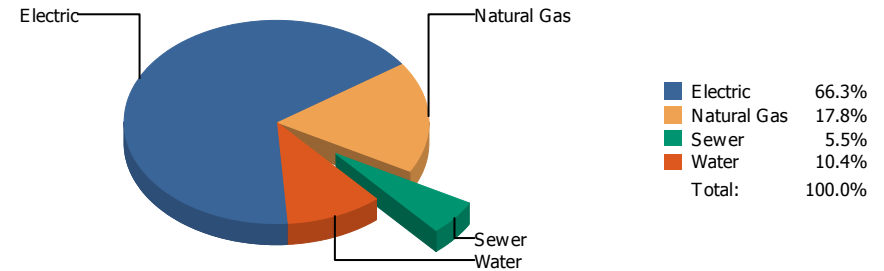


Commodity	Common Use	Energy Use	Energy Use / Area	Total Cost	Cost / Unit	Cost / Area
<b>Place: [IRVIN] IRVIN      008 [BUILDING]</b> <b>Area: 303,804 SqFt</b> <b>Billing Period: Dec 2017</b>						
ELECTRIC	99,560.60 kWh	339,800 KBtu	1.118 KBtu/SqFt	\$9,914.97	\$0.100 /kWh	\$0.032 /SqFt
NATURALGAS	5,423.00 CCF	558,569 KBtu	1.839 KBtu/SqFt	\$3,704.27	\$0.683 /CCF	\$0.012 /SqFt
SEWER	855.00 CCF			\$1,704.26	\$1.993 /CCF	\$0.006 /SqFt
WATER	633.00 CCF			\$1,459.56	\$2.306 /CCF	\$0.005 /SqFt
<b>Totals:</b>		<b>898,369 KBtu</b>	<b>2.957 KBtu/SqFt</b>	<b>\$16,783.06</b>		

## Energy

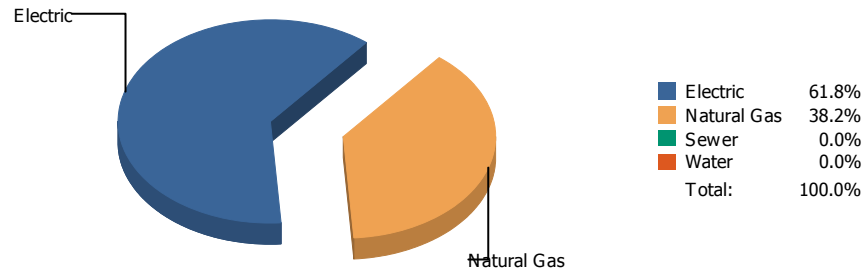


## Cost

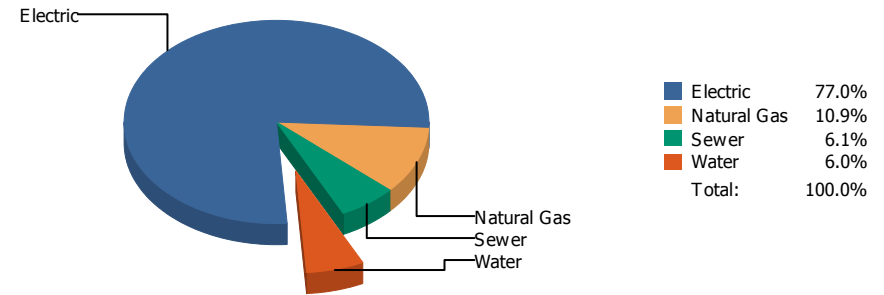


Commodity	Common Use	Energy Use	Energy Use / Area	Total Cost	Cost / Unit	Cost / Area
Place: [JEFFERSN] JEFFERSON 009 [BUILDING]						
Area: 257,708 SqFt						
Billing Period: Dec 2017						
ELECTRIC	103,016.00 kWh	351,594 KBtu	1.364 KBtu/SqFt	\$10,374.72	\$0.101 /kWh	\$0.040 /SqFt
NATURALGAS	2,820.00 CCF	290,460 KBtu	1.127 KBtu/SqFt	\$2,786.51	\$0.988 /CCF	\$0.010 /SqFt
SEWER	213.00 CCF			\$855.08	\$4.014 /CCF	\$0.003 /SqFt
WATER	494.00 CCF			\$1,628.80	\$3.297 /CCF	\$0.006 /SqFt
<b>Totals:</b>		<b>642,054 KBtu</b>	<b>2.491 KBtu/SqFt</b>	<b>\$15,645.11</b>		

## Energy

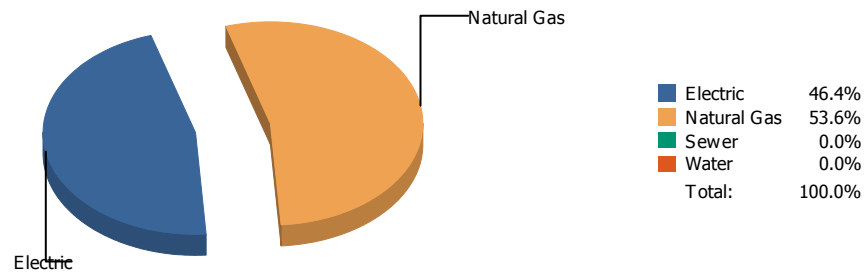


## Cost

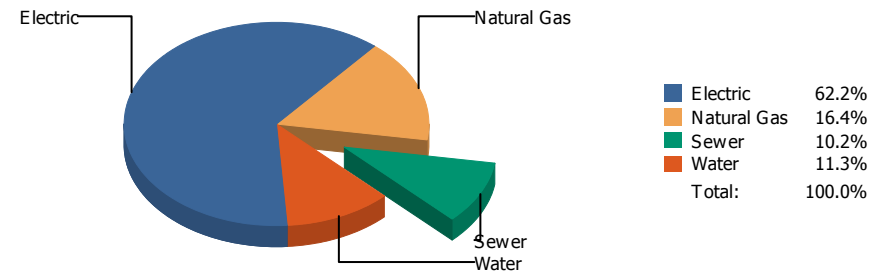


Commodity	Common Use	Energy Use	Energy Use / Area	Total Cost	Cost / Unit	Cost / Area
Place: [JOHNSON] L.B. JOHNSON 155 [BUILDING]						
Area: 87,993 SqFt						
Billing Period: Dec 2017						
ELECTRIC	46,650.00 kWh	159,216 KBtu	1.809 KBtu/SqFt	\$6,122.89	\$0.131 /kWh	\$0.069 /SqFt
NATURALGAS	954.00 CCF	98,262 KBtu	1.117 KBtu/SqFt	\$862.61	\$0.904 /CCF	\$0.010 /SqFt
SEWER	167.00 CCF			\$486.50	\$2.913 /CCF	\$0.006 /SqFt
WATER	146.00 CCF			\$476.03	\$3.260 /CCF	\$0.005 /SqFt
<b>Totals:</b>		<b>257,478 KBtu</b>	<b>2.926 KBtu/SqFt</b>	<b>\$7,948.03</b>		

## Energy



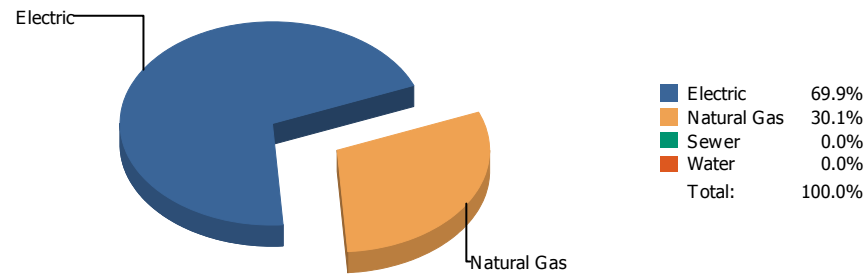
## Cost



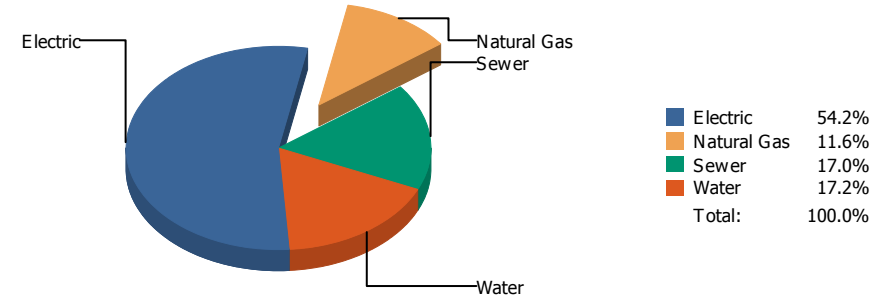
Commodity	Common Use	Energy Use	Energy Use / Area	Total Cost	Cost / Unit	Cost / Area
<b>Place: [KOHLBERG] KOHLBERG ELEMENTARY [BUILDING]</b>						
<b>Area: 99,884 SqFt</b>						
<b>Billing Period: Dec 2017</b>						
ELECTRIC	35,200.00 kWh	120,138 KBtu	1.203 KBtu/SqFt	\$4,182.16	\$0.119 /kWh	\$0.042 /SqFt
NATURALGAS	1,345.00 CCF	138,535 KBtu	1.387 KBtu/SqFt	\$1,103.29	\$0.820 /CCF	\$0.011 /SqFt
SEWER	240.00 CCF			\$684.35	\$2.851 /CCF	\$0.007 /SqFt
WATER	256.00 CCF			\$757.33	\$2.958 /CCF	\$0.008 /SqFt
<b>Totals:</b>		<b>258,673 KBtu</b>	<b>2.590 KBtu/SqFt</b>	<b>\$6,727.13</b>		



## Energy

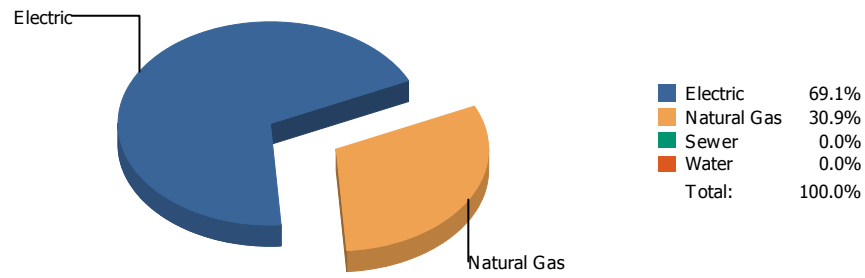


## Cost

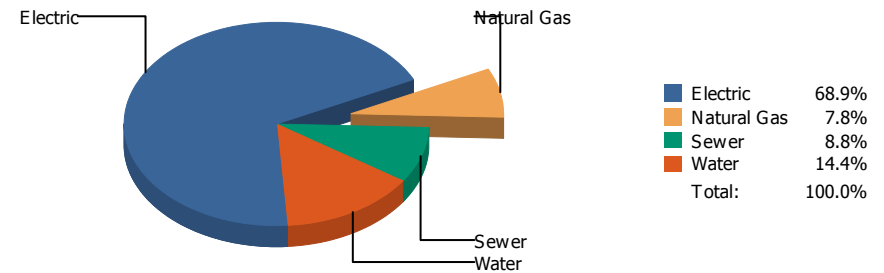


Commodity	Common Use	Energy Use	Energy Use / Area	Total Cost	Cost / Unit	Cost / Area
<b>Place: [LAMAR] LAMAR 125 [BUILDING]</b> <b>Area: 76,252 SqFt</b> <b>Billing Period: Dec 2017</b>						
ELECTRIC	23,400.00 kWh	79,864 KBtu	1.047 KBtu/SqFt	\$2,750.86	\$0.118 /kWh	\$0.036 /SqFt
NATURALGAS	334.00 CCF	34,402 KBtu	0.451 KBtu/SqFt	\$587.21	\$1.758 /CCF	\$0.008 /SqFt
SEWER	222.00 CCF			\$861.12	\$3.879 /CCF	\$0.011 /SqFt
WATER	228.00 CCF			\$874.84	\$3.837 /CCF	\$0.011 /SqFt
<b>Totals:</b>		<b>114,266 KBtu</b>	<b>1.499 KBtu/SqFt</b>	<b>\$5,074.03</b>		

## Energy

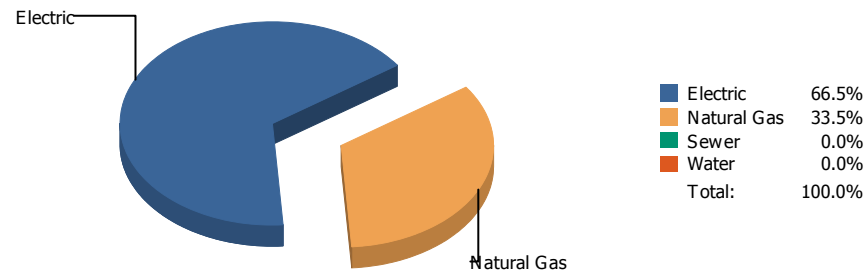


## Cost

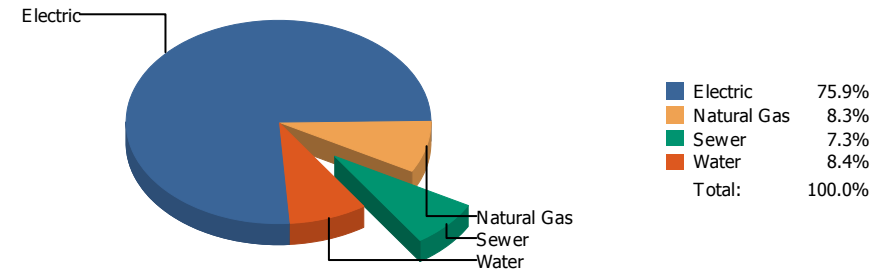


Commodity	Common Use	Energy Use	Energy Use / Area	Total Cost	Cost / Unit	Cost / Area
<b>Place: [LEE] LEE 150 [BUILDING]</b> <b>Area: 78,368 SqFt</b> <b>Billing Period: Dec 2017</b>						
ELECTRIC	31,380.00 kWh	107,100 KBtu	1.367 KBtu/SqFt	\$3,781.29	\$0.121 /kWh	\$0.048 /SqFt
NATURALGAS	465.00 CCF	47,895 KBtu	0.611 KBtu/SqFt	\$428.22	\$0.921 /CCF	\$0.005 /SqFt
SEWER	69.00 CCF			\$484.81	\$7.026 /CCF	\$0.006 /SqFt
WATER	176.00 CCF			\$790.12	\$4.489 /CCF	\$0.010 /SqFt
<b>Totals:</b>		<b>154,995 KBtu</b>	<b>1.978 KBtu/SqFt</b>	<b>\$5,484.44</b>		

## Energy

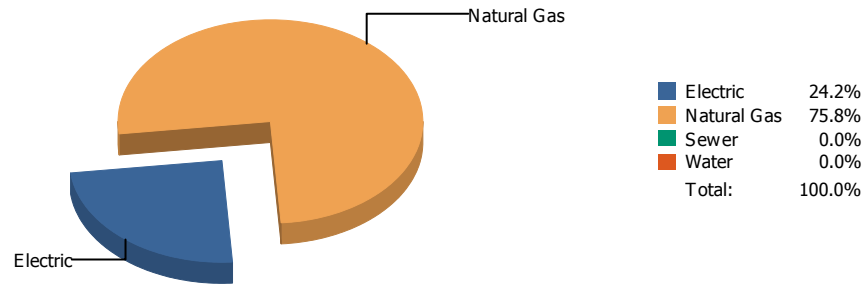


## Cost

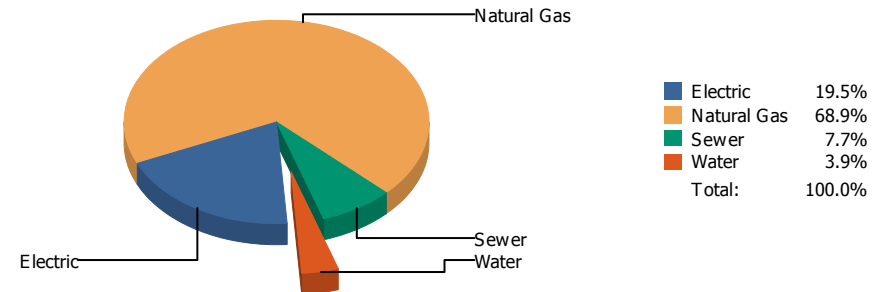


Commodity	Common Use	Energy Use	Energy Use / Area	Total Cost	Cost / Unit	Cost / Area
Place: [LINCOLN] LINCOLN 051 [BUILDING]						
Area: 163,678 SqFt						
Billing Period: Dec 2017						
ELECTRIC	101,050.00 kWh	344,884 KBtu	2.107 KBtu/SqFt	\$10,880.01	\$0.108 /kWh	\$0.066 /SqFt
NATURALGAS	1,689.00 CCF	173,967 KBtu	1.063 KBtu/SqFt	\$1,190.17	\$0.705 /CCF	\$0.007 /SqFt
SEWER	487.00 CCF			\$1,052.90	\$2.162 /CCF	\$0.006 /SqFt
WATER	508.00 CCF			\$1,210.81	\$2.383 /CCF	\$0.007 /SqFt
<b>Totals:</b>		<b>518,851 KBtu</b>	<b>3.170 KBtu/SqFt</b>	<b>\$14,333.89</b>		

## Energy

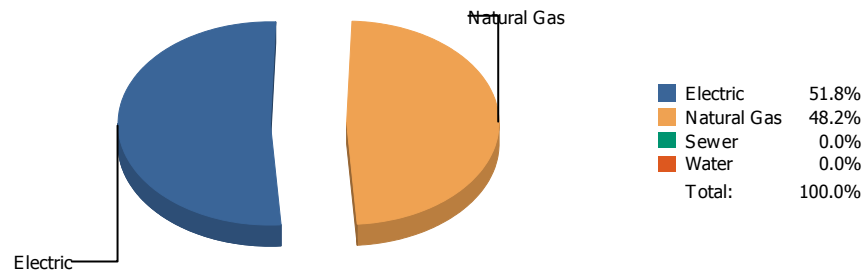


## Cost

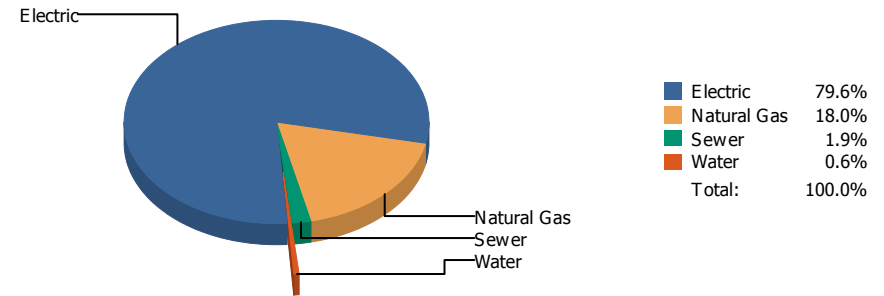


Commodity	Common Use	Energy Use	Energy Use / Area	Total Cost	Cost / Unit	Cost / Area
Place: [LIVE MAT] LIVE MATERIAL CENTER 929 [BUILDING]						
Area: 2,483 SqFt						
Billing Period: Dec 2017						
ELECTRIC	328.00 kWh	1,119 KBtu	0.451 KBtu/SqFt	\$75.40	\$0.230 /kWh	\$0.030 /SqFt
NATURALGAS	34.00 CCF	3,502 KBtu	1.410 KBtu/SqFt	\$267.07	\$7.855 /CCF	\$0.108 /SqFt
SEWER	1.00 CCF			\$29.81	\$29.810 /CCF	\$0.012 /SqFt
WATER	1.00 CCF			\$15.25	\$15.250 /CCF	\$0.006 /SqFt
<b>Totals:</b>		<b>4,621 KBtu</b>	<b>1.861 KBtu/SqFt</b>	<b>\$387.53</b>		

## Energy

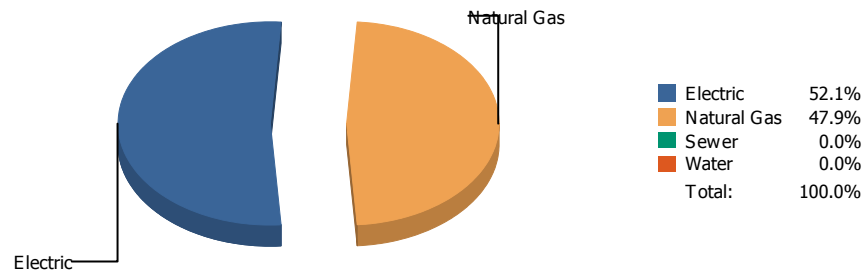


## Cost

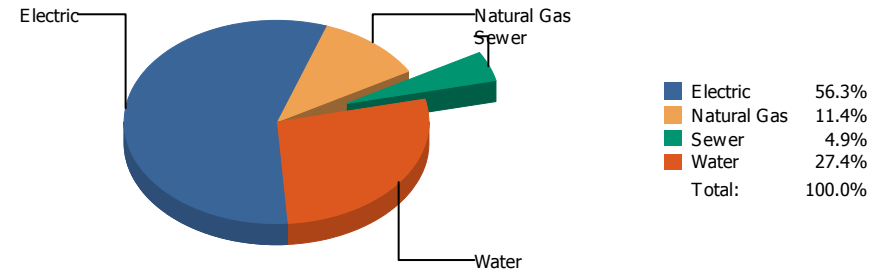


Commodity	Common Use	Energy Use	Energy Use / Area	Total Cost	Cost / Unit	Cost / Area
<b>Place: [LOGAN] LOGAN      128 [BUILDING]</b> <b>Area: 72,248 SqFt</b> <b>Billing Period: Dec 2017</b>						
ELECTRIC	38,600.00 kWh	131,742 KBtu	1.823 KBtu/SqFt	\$3,928.73	\$0.102 /kWh	\$0.054 /SqFt
NATURALGAS	1,191.00 CCF	122,673 KBtu	1.698 KBtu/SqFt	\$890.65	\$0.748 /CCF	\$0.012 /SqFt
SEWER	3.00 CCF			\$91.67	\$30.557 /CCF	\$0.001 /SqFt
WATER	3.00 CCF			\$27.31	\$9.103 /CCF	\$0.000 /SqFt
<b>Totals:</b>		<b>254,415 KBtu</b>	<b>3.521 KBtu/SqFt</b>	<b>\$4,938.36</b>		

## Energy

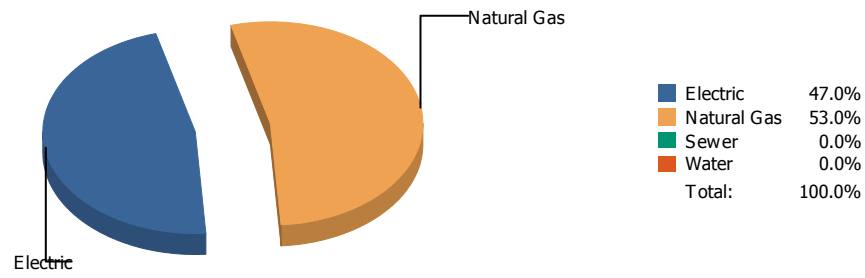


## Cost

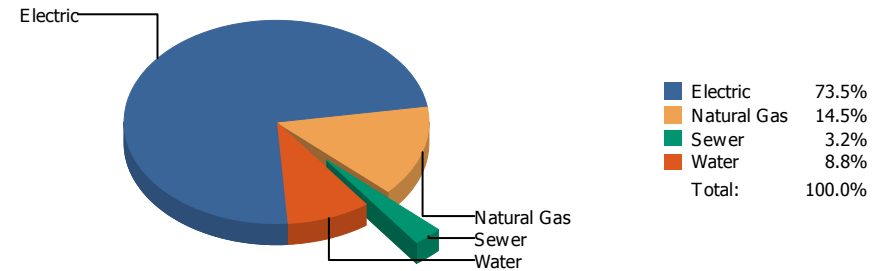


Commodity	Common Use	Energy Use	Energy Use / Area	Total Cost	Cost / Unit	Cost / Area
Place: [LUNDY_2] LUNDY 177 [BUILDING]						
Area: 112,731 SqFt						
Billing Period: Dec 2017						
ELECTRIC	49,200.00 kWh	167,920 KBtu	1.490 KBtu/SqFt	\$5,885.93	\$0.120 /kWh	\$0.052 /SqFt
NATURALGAS	1,496.00 CCF	154,088 KBtu	1.367 KBtu/SqFt	\$1,195.81	\$0.799 /CCF	\$0.011 /SqFt
SEWER	121.00 CCF			\$508.21	\$4.200 /CCF	\$0.005 /SqFt
WATER	606.00 CCF			\$2,871.36	\$4.738 /CCF	\$0.025 /SqFt
<b>Totals:</b>		<b>322,008 KBtu</b>	<b>2.856 KBtu/SqFt</b>	<b>\$10,461.31</b>		

## Energy

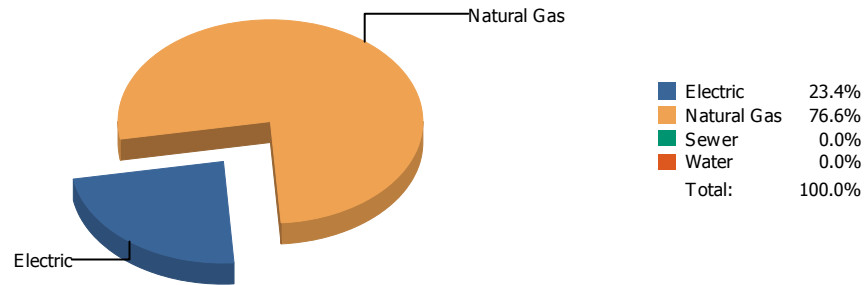


## Cost

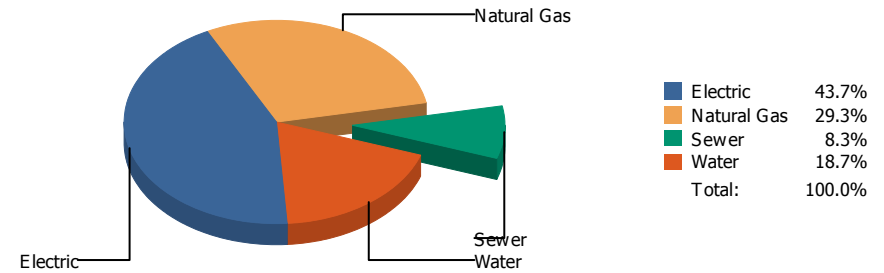


Commodity	Common Use	Energy Use	Energy Use / Area	Total Cost	Cost / Unit	Cost / Area
<b>Place: [MAC] MACARTHUR 129 [BUILDING]</b> <b>Area: 143,341 SqFt</b> <b>Billing Period: Dec 2017</b>						
ELECTRIC	74,680.00 kWh	254,883 KBtu	1.778 KBtu/SqFt	\$9,527.50	\$0.128 /kWh	\$0.066 /SqFt
NATURALGAS	2,793.00 CCF	287,679 KBtu	2.007 KBtu/SqFt	\$1,880.97	\$0.673 /CCF	\$0.013 /SqFt
SEWER	123.00 CCF			\$408.62	\$3.322 /CCF	\$0.003 /SqFt
WATER	285.00 CCF			\$1,141.05	\$4.004 /CCF	\$0.008 /SqFt
<b>Totals:</b>		<b>542,562 KBtu</b>	<b>3.785 KBtu/SqFt</b>	<b>\$12,958.14</b>		

## Energy



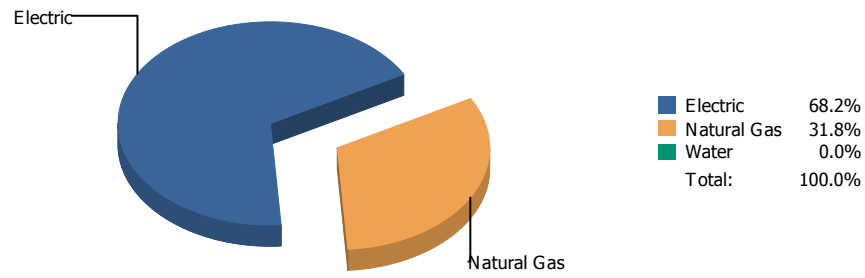
## Cost



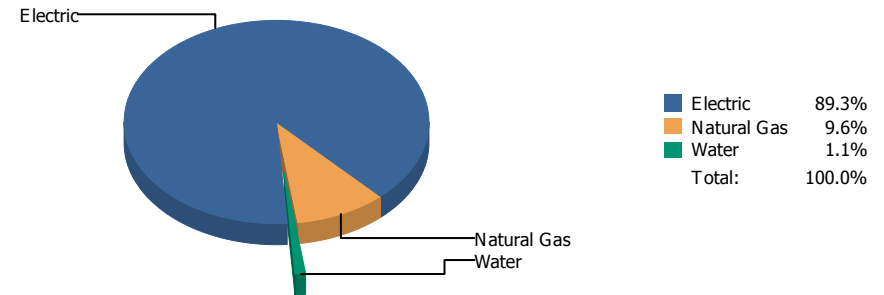
Commodity	Common Use	Energy Use	Energy Use / Area	Total Cost	Cost / Unit	Cost / Area
Place: [MAGOFFIN] MAGOFFIN 047 [BUILDING]						
Area: 76,378 SqFt						
Billing Period: Dec 2017						
ELECTRIC	18,557.80 kWh	63,338 KBtu	0.829 KBtu/SqFt	\$2,108.43	\$0.114 /kWh	\$0.028 /SqFt
NATURALGAS	2,013.00 CCF	207,339 KBtu	2.715 KBtu/SqFt	\$1,413.50	\$0.702 /CCF	\$0.019 /SqFt
SEWER	59.00 CCF			\$398.47	\$6.754 /CCF	\$0.005 /SqFt
WATER	122.00 CCF			\$903.52	\$7.406 /CCF	\$0.012 /SqFt
<b>Totals:</b>		<b>270,677 KBtu</b>	<b>3.544 KBtu/SqFt</b>	<b>\$4,823.92</b>		



## Energy

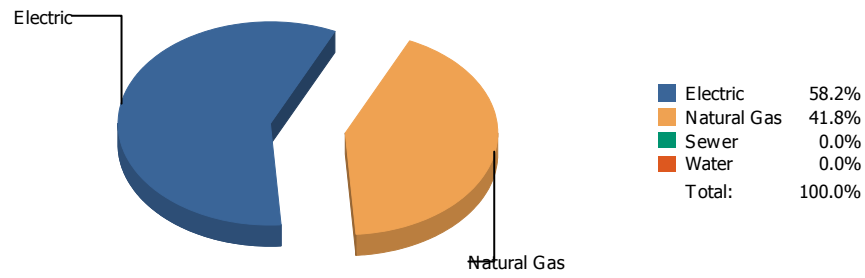


## Cost

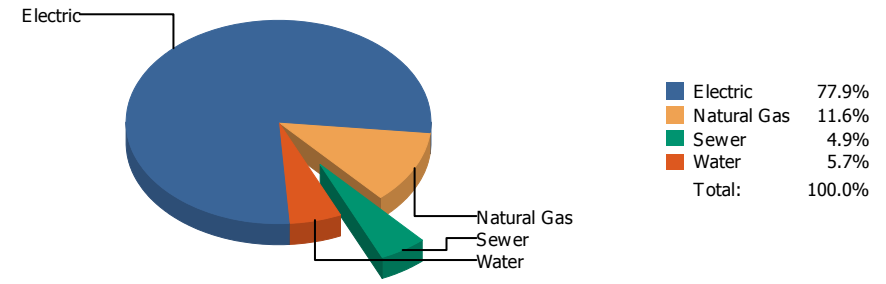


Commodity	Common Use	Energy Use	Energy Use / Area	Total Cost	Cost / Unit	Cost / Area
Place: [MAGOFFINNEWMIDDLESCHOOL] MAGOFFIN NEW MIDDLE SCHOOL [BUILDING]						
Area: 116,136 SqFt						
Billing Period: Dec 2017						
ELECTRIC	76,800.00 kWh	262,118 KBtu	2.257 KBtu/SqFt	\$8,226.68	\$0.107 /kWh	\$0.071 /SqFt
NATURALGAS	1,188.00 CCF	122,364 KBtu	1.054 KBtu/SqFt	\$888.73	\$0.748 /CCF	\$0.008 /SqFt
WATER	1.00 CCF			\$98.60	\$98.600 /CCF	\$0.001 /SqFt
<b>Totals:</b>		<b>384,482 KBtu</b>	<b>3.311 KBtu/SqFt</b>	<b>\$9,214.01</b>		

## Energy

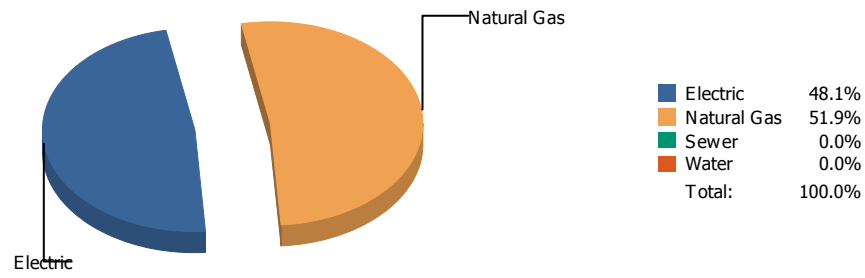


## Cost

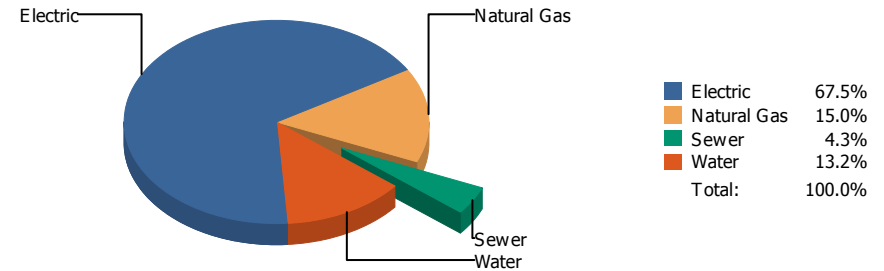


Commodity	Common Use	Energy Use	Energy Use / Area	Total Cost	Cost / Unit	Cost / Area
Place: [MAXINE] MAXINE SILVA HEALTH MAGNET 011 [BUILDING]						
Area: 80,909 SqFt						
Billing Period: Dec 2017						
ELECTRIC	56,700.00 kWh	193,517 KBtu	2.392 KBtu/SqFt	\$6,589.13	\$0.116 /kWh	\$0.081 /SqFt
NATURALGAS	1,350.00 CCF	139,050 KBtu	1.719 KBtu/SqFt	\$978.07	\$0.724 /CCF	\$0.012 /SqFt
SEWER	126.00 CCF			\$413.93	\$3.285 /CCF	\$0.005 /SqFt
WATER	125.00 CCF			\$478.91	\$3.831 /CCF	\$0.006 /SqFt
<b>Totals:</b>		<b>332,567 KBtu</b>	<b>4.110 KBtu/SqFt</b>	<b>\$8,460.04</b>		

## Energy



## Cost



Commodity	Common Use	Energy Use	Energy Use / Area	Total Cost	Cost / Unit	Cost / Area
Place: [MESITA] MESITA 130 [BUILDING]						
Area: 100,583 SqFt						
Billing Period: Dec 2017						
ELECTRIC	57,840.00 kWh	197,408 KBtu	1.963 KBtu/SqFt	\$7,050.14	\$0.122 /kWh	\$0.070 /SqFt
NATURALGAS	2,066.00 CCF	212,798 KBtu	2.116 KBtu/SqFt	\$1,570.20	\$0.760 /CCF	\$0.016 /SqFt
SEWER	86.00 CCF			\$446.26	\$5.189 /CCF	\$0.004 /SqFt
WATER	236.00 CCF			\$1,374.58	\$5.824 /CCF	\$0.014 /SqFt
<b>Totals:</b>		<b>410,206 KBtu</b>	<b>4.078 KBtu/SqFt</b>	<b>\$10,441.18</b>		

## Energy

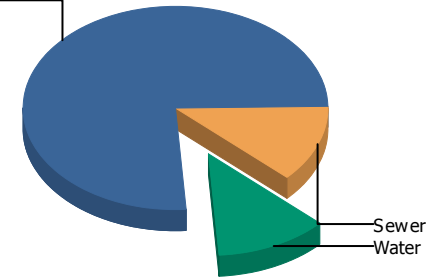
Electric



■ Electric 100.0%  
 ■ Sewer 0.0%  
 ■ Water 0.0%  
 Total: 100.0%

## Cost

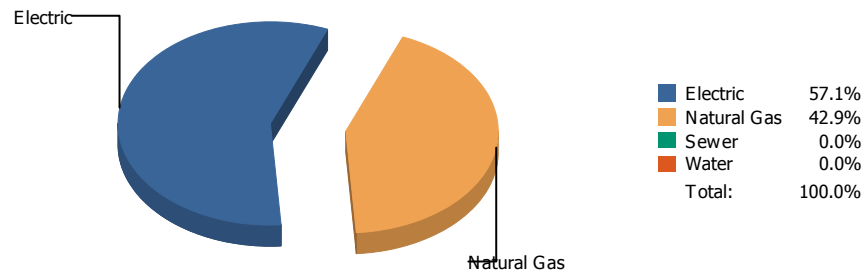
Electric



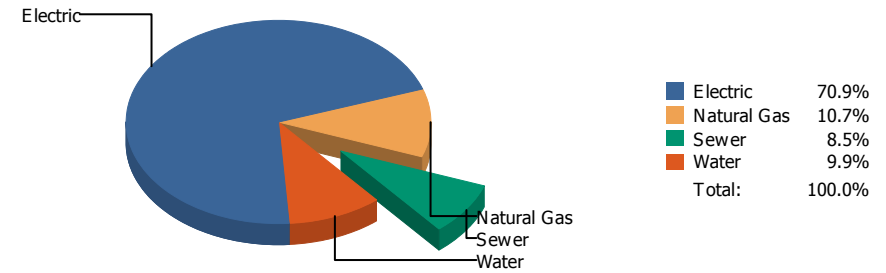
■ Electric 75.7%  
 ■ Sewer 12.3%  
 ■ Water 12.0%  
 Total: 100.0%

Commodity	Common Use	Energy Use	Energy Use / Area	Total Cost	Cost / Unit	Cost / Area
Place: [MILAM] MILAM 131 [BUILDING]						
Area: 63,641 SqFt						
Billing Period: Dec 2017						
ELECTRIC	16,560.00 kWh	56,519 KBtu	0.888 KBtu/SqFt	\$2,155.19	\$0.130 /kWh	\$0.034 /SqFt
SEWER	90.00 CCF			\$350.21	\$3.891 /CCF	\$0.006 /SqFt
WATER	71.00 CCF			\$341.18	\$4.805 /CCF	\$0.005 /SqFt
<b>Totals:</b>		<b>56,519 KBtu</b>	<b>0.888 KBtu/SqFt</b>	<b>\$2,846.58</b>		

## Energy

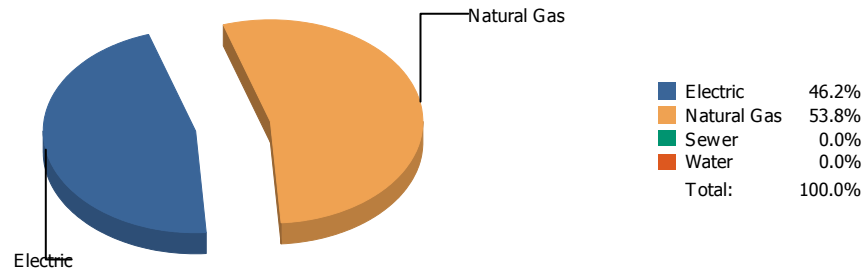


## Cost

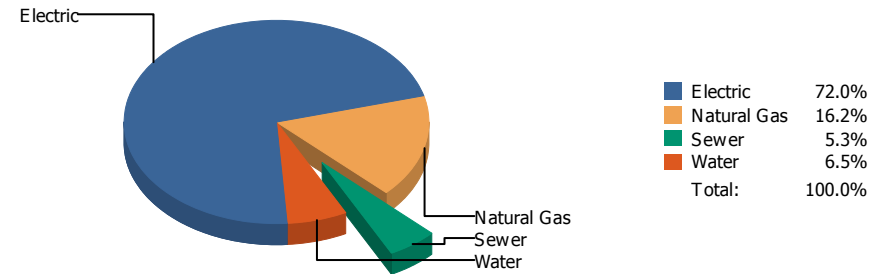


Commodity	Common Use	Energy Use	Energy Use / Area	Total Cost	Cost / Unit	Cost / Area
Place: [MOREHEAD] MOREHEAD 046 [BUILDING]						
Area: 119,353 SqFt						
Billing Period: Dec 2017						
ELECTRIC	60,947.51 kWh	208,014 KBtu	1.743 KBtu/SqFt	\$7,308.98	\$0.120 /kWh	\$0.061 /SqFt
NATURALGAS	1,517.00 CCF	156,251 KBtu	1.309 KBtu/SqFt	\$1,097.93	\$0.724 /CCF	\$0.009 /SqFt
SEWER	330.00 CCF			\$878.14	\$2.661 /CCF	\$0.007 /SqFt
WATER	406.00 CCF			\$1,023.26	\$2.520 /CCF	\$0.008 /SqFt
<b>Totals:</b>		<b>364,265 KBtu</b>	<b>3.052 KBtu/SqFt</b>	<b>\$10,308.31</b>		

## Energy

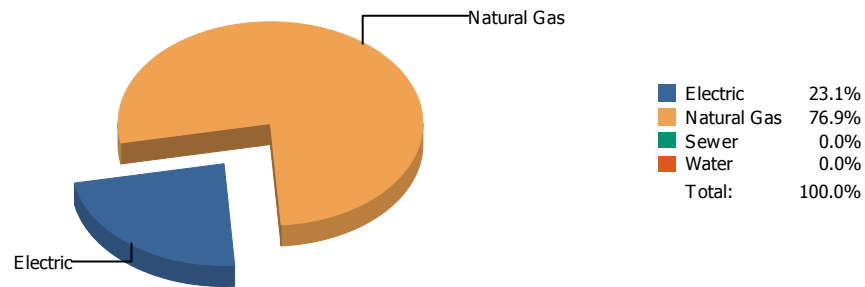


## Cost

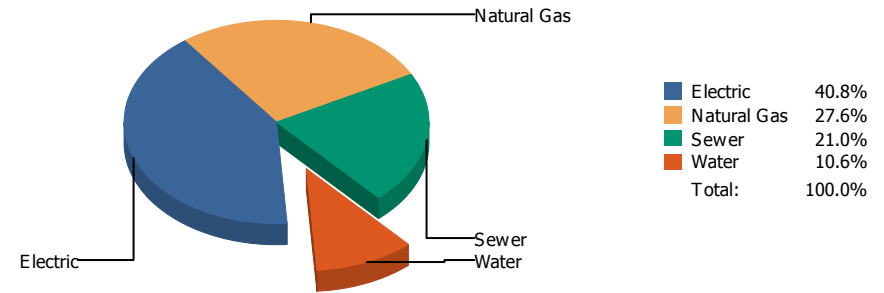


Commodity	Common Use	Energy Use	Energy Use / Area	Total Cost	Cost / Unit	Cost / Area
<b>Place: [MOYE_2] HR MOYE [BUILDING]</b>						
<b>Area: 93,197 SqFt</b>						
<b>Billing Period: Dec 2017</b>						
ELECTRIC	47,520.00 kWh	162,186 KBtu	1.740 KBtu/SqFt	\$5,792.77	\$0.122 /kWh	\$0.062 /SqFt
NATURALGAS	1,837.00 CCF	189,211 KBtu	2.030 KBtu/SqFt	\$1,301.62	\$0.709 /CCF	\$0.014 /SqFt
SEWER	75.00 CCF			\$426.79	\$5.691 /CCF	\$0.005 /SqFt
WATER	80.00 CCF			\$520.18	\$6.502 /CCF	\$0.006 /SqFt
<b>Totals:</b>		<b>351,397 KBtu</b>	<b>3.770 KBtu/SqFt</b>	<b>\$8,041.36</b>		

## Energy



## Cost



Commodity	Common Use	Energy Use	Energy Use / Area	Total Cost	Cost / Unit	Cost / Area
<b>Place: [MULTI-MEDIA CENTER] MULTI-MEDIA CENTER [BUILDING]</b>						
<b>Area: 27,633 SqFt</b>						
<b>Billing Period: Dec 2017</b>						
ELECTRIC	8,396.80 kWh	28,658 KBtu	1.037 KBtu/SqFt	\$1,054.38	\$0.126 /kWh	\$0.038 /SqFt
NATURALGAS	927.00 CCF	95,481 KBtu	3.455 KBtu/SqFt	\$713.36	\$0.770 /CCF	\$0.026 /SqFt
SEWER	257.00 CCF			\$541.25	\$2.106 /CCF	\$0.020 /SqFt
WATER	87.00 CCF			\$273.14	\$3.140 /CCF	\$0.010 /SqFt
<b>Totals:</b>		<b>124,139 KBtu</b>	<b>4.492 KBtu/SqFt</b>	<b>\$2,582.13</b>		

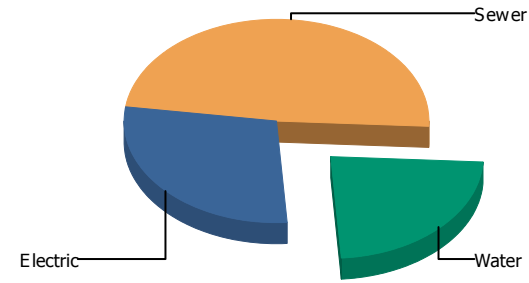
## Energy

Electric



Electric 100.0%  
 Sewer 0.0%  
 Water 0.0%  
 Total: 100.0%

## Cost

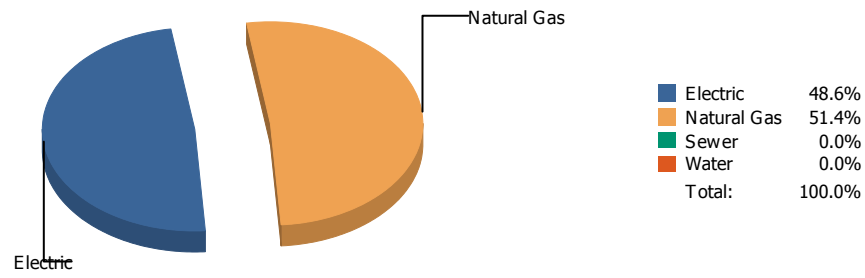


Electric 28.3%  
 Sewer 48.7%  
 Water 23.0%  
 Total: 100.0%

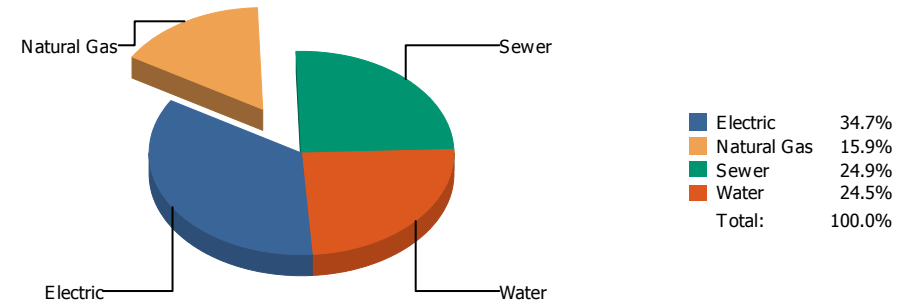
Commodity	Common Use	Energy Use	Energy Use / Area	Total Cost	Cost / Unit	Cost / Area
Place: [NE AREA OFFICES] N.E. AREA OFFICES 882 [BUILDING]						
Area: 7,328 SqFt						
Billing Period: Dec 2017						
ELECTRIC	120.00 kWh	410 KBtu	0.056 KBtu/SqFt	\$32.67	\$0.272 /kWh	\$0.004 /SqFt
SEWER	0.00 CCF			\$56.08	\$0.000 /CCF	\$0.008 /SqFt
WATER	0.00 CCF			\$26.52	\$0.000 /CCF	\$0.004 /SqFt
<b>Totals:</b>		<b>410 KBtu</b>	<b>0.056 KBtu/SqFt</b>	<b>\$115.27</b>		



## Energy

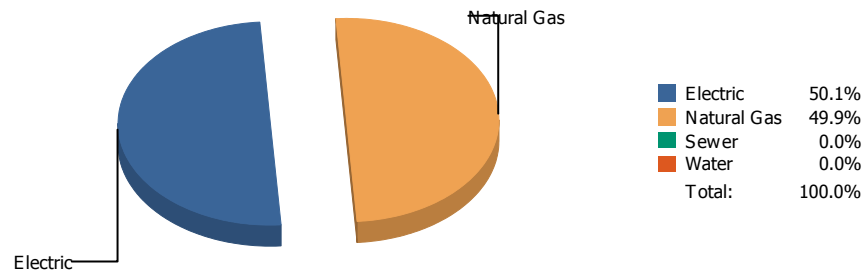


## Cost

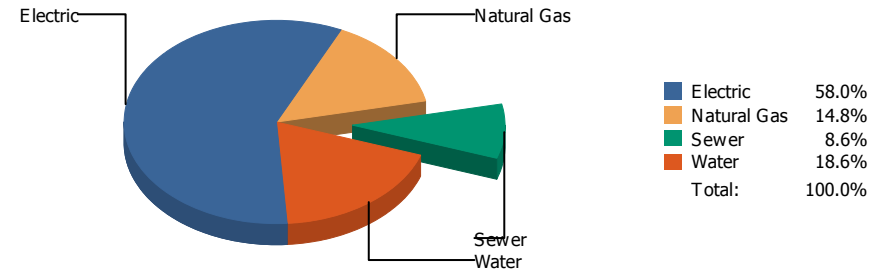


Commodity	Common Use	Energy Use	Energy Use / Area	Total Cost	Cost / Unit	Cost / Area
<b>Place: [NE TRANSPORTATION] N.E. TRANSPORTATION 826 [BUILDING]</b> <b>Area: 5,995 SqFt</b> <b>Billing Period: Dec 2017</b>						
ELECTRIC	5,554.00 kWh	18,956 KBtu	3.162 KBtu/SqFt	\$547.06	\$0.098 /kWh	\$0.091 /SqFt
NATURALGAS	195.00 CCF	20,085 KBtu	3.350 KBtu/SqFt	\$250.73	\$1.286 /CCF	\$0.042 /SqFt
SEWER	56.00 CCF			\$393.16	\$7.021 /CCF	\$0.066 /SqFt
WATER	39.00 CCF			\$386.98	\$9.923 /CCF	\$0.065 /SqFt
<b>Totals:</b>		<b>39,041 KBtu</b>	<b>6.512 KBtu/SqFt</b>	<b>\$1,577.93</b>		

## Energy

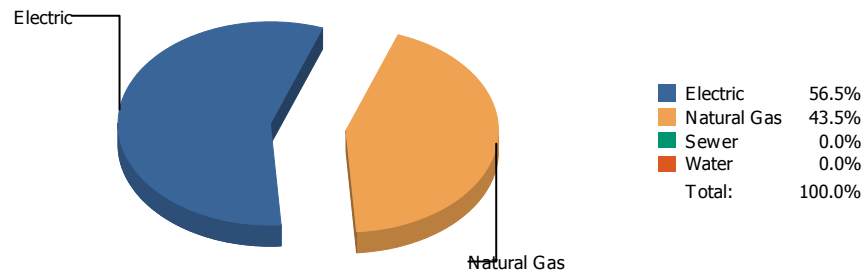


## Cost

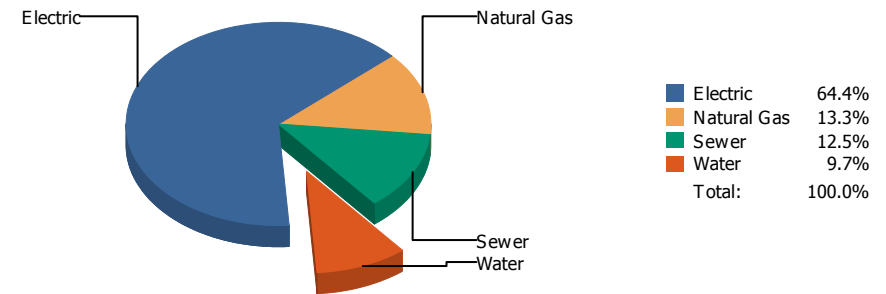


Commodity	Common Use	Energy Use	Energy Use / Area	Total Cost	Cost / Unit	Cost / Area
Place: [NEWMAN] NEWMAN ELEMENTARY 133 [BUILDING]						
Area: 73,291 SqFt						
Billing Period: Dec 2017						
ELECTRIC	36,383.00 kWh	124,175 KBtu	1.694 KBtu/SqFt	\$4,487.05	\$0.123 /kWh	\$0.061 /SqFt
NATURALGAS	1,202.00 CCF	123,806 KBtu	1.689 KBtu/SqFt	\$1,143.47	\$0.951 /CCF	\$0.016 /SqFt
SEWER	287.00 CCF			\$662.99	\$2.310 /CCF	\$0.009 /SqFt
WATER	543.00 CCF			\$1,439.69	\$2.651 /CCF	\$0.020 /SqFt
<b>Totals:</b>		<b>247,981 KBtu</b>	<b>3.384 KBtu/SqFt</b>	<b>\$7,733.20</b>		

## Energy

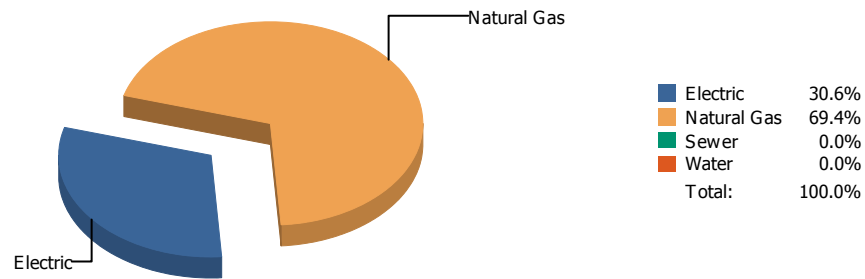


## Cost

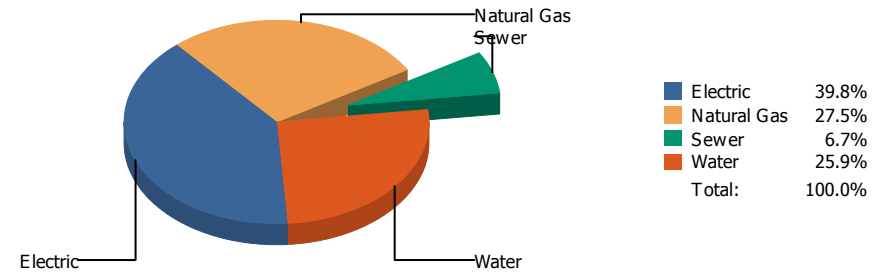


Commodity	Common Use	Energy Use	Energy Use / Area	Total Cost	Cost / Unit	Cost / Area
<b>Place: [NIXON] L.A. NIXON      161 [BUILDING]</b> <b>Area: 76,873 SqFt</b> <b>Billing Period: Dec 2017</b>						
ELECTRIC	47,160.00 kWh	160,957 KBtu	2.094 KBtu/SqFt	\$4,942.41	\$0.105 /kWh	\$0.064 /SqFt
NATURALGAS	1,201.00 CCF	123,703 KBtu	1.609 KBtu/SqFt	\$1,020.54	\$0.850 /CCF	\$0.013 /SqFt
SEWER	347.00 CCF			\$960.10	\$2.767 /CCF	\$0.012 /SqFt
WATER	216.00 CCF			\$747.47	\$3.461 /CCF	\$0.010 /SqFt
<b>Totals:</b>		<b>284,660 KBtu</b>	<b>3.703 KBtu/SqFt</b>	<b>\$7,670.52</b>		

## Energy

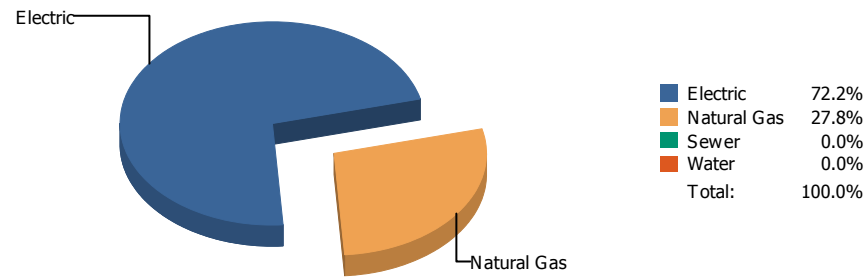


## Cost

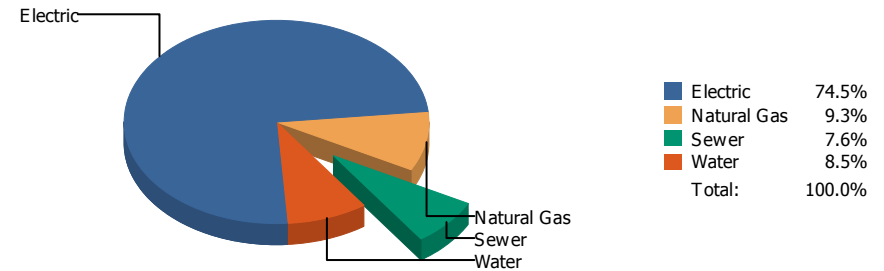


Commodity	Common Use	Energy Use	Energy Use / Area	Total Cost	Cost / Unit	Cost / Area
<b>Place: [OCC. CTR] OCCUPATIONAL CTR. [BUILDING]</b>						
<b>Area: 11,845 SqFt</b>						
<b>Billing Period: Dec 2017</b>						
ELECTRIC	4,200.00 kWh	14,335 KBtu	1.210 KBtu/SqFt	\$472.19	\$0.112 /kWh	\$0.040 /SqFt
NATURALGAS	315.00 CCF	32,445 KBtu	2.739 KBtu/SqFt	\$326.43	\$1.036 /CCF	\$0.028 /SqFt
SEWER	6.00 CCF			\$79.26	\$13.210 /CCF	\$0.007 /SqFt
WATER	36.00 CCF			\$307.04	\$8.529 /CCF	\$0.026 /SqFt
<b>Totals:</b>		<b>46,780 KBtu</b>	<b>3.949 KBtu/SqFt</b>	<b>\$1,184.92</b>		

## Energy

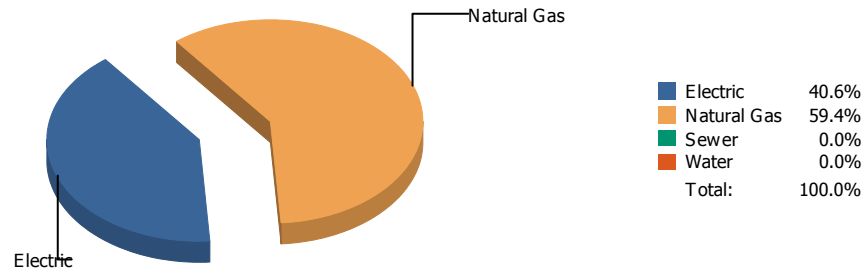


## Cost

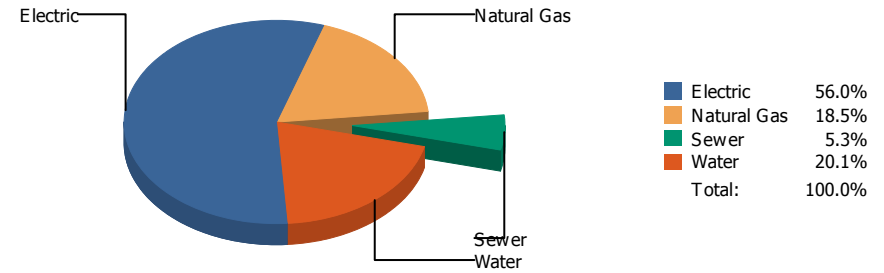


Commodity	Common Use	Energy Use	Energy Use / Area	Total Cost	Cost / Unit	Cost / Area
<b>Place: [PARK] PARK      134 [BUILDING]</b> <b>Area: 63,609 SqFt</b> <b>Billing Period: Dec 2017</b>						
ELECTRIC	42,168.00 kWh	143,919 KBtu	2.263 KBtu/SqFt	\$4,770.26	\$0.113 /kWh	\$0.075 /SqFt
NATURALGAS	536.90 CCF	55,301 KBtu	0.869 KBtu/SqFt	\$598.07	\$1.114 /CCF	\$0.009 /SqFt
SEWER	140.00 CCF			\$489.16	\$3.494 /CCF	\$0.008 /SqFt
WATER	140.00 CCF			\$545.53	\$3.897 /CCF	\$0.008 /SqFt
<b>Totals:</b>		<b>199,220 KBtu</b>	<b>3.132 KBtu/SqFt</b>	<b>\$6,403.02</b>		

## Energy

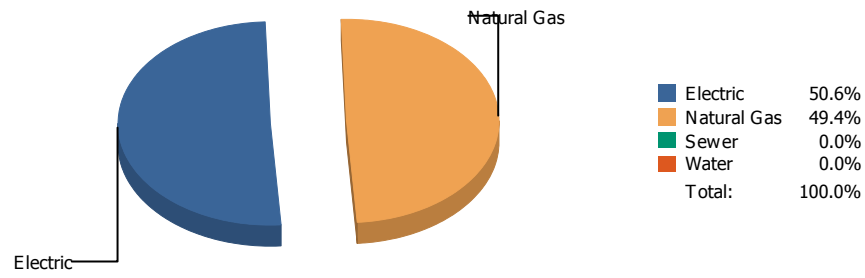


## Cost

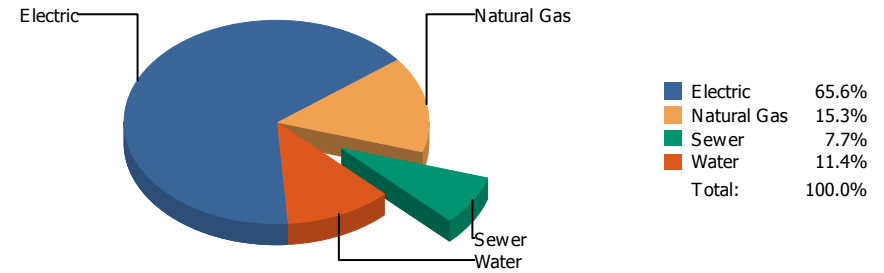


Commodity	Common Use	Energy Use	Energy Use / Area	Total Cost	Cost / Unit	Cost / Area
Place: [PAUL MORENO_1] PAUL MORENO 167 [BUILDING]						
Area: 87,824 SqFt						
Billing Period: Dec 2017						
ELECTRIC	45,300.00 kWh	154,609 KBtu	1.760 KBtu/SqFt	\$5,007.43	\$0.111 /kWh	\$0.057 /SqFt
NATURALGAS	2,196.00 CCF	226,188 KBtu	2.575 KBtu/SqFt	\$1,654.10	\$0.753 /CCF	\$0.019 /SqFt
SEWER	122.00 CCF			\$475.49	\$3.897 /CCF	\$0.005 /SqFt
WATER	215.00 CCF			\$1,799.27	\$8.369 /CCF	\$0.020 /SqFt
<b>Totals:</b>		<b>380,797 KBtu</b>	<b>4.336 KBtu/SqFt</b>	<b>\$8,936.29</b>		

## Energy

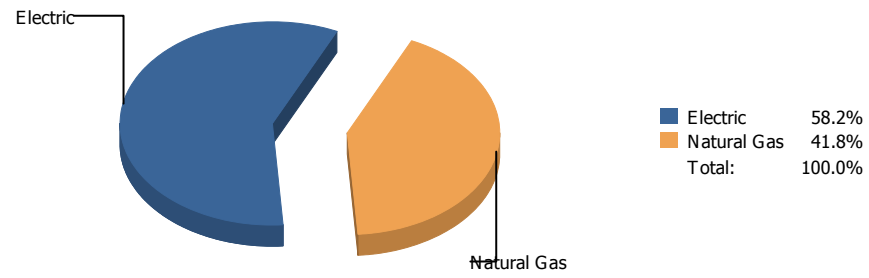


## Cost

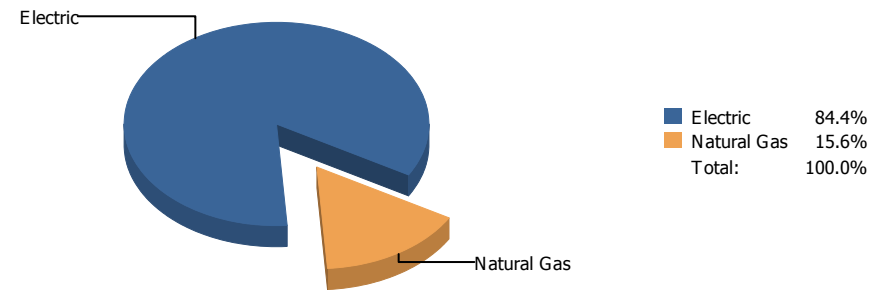


Commodity	Common Use	Energy Use	Energy Use / Area	Total Cost	Cost / Unit	Cost / Area
<b>Place: [POLK] POLK      159 [BUILDING]</b> <b>Area: 67,321 SqFt</b> <b>Billing Period: Dec 2017</b>						
ELECTRIC	27,580.00 kWh	94,131 KBtu	1.398 KBtu/SqFt	\$3,541.29	\$0.128 /kWh	\$0.052 /SqFt
NATURALGAS	891.00 CCF	91,773 KBtu	1.363 KBtu/SqFt	\$823.07	\$0.924 /CCF	\$0.012 /SqFt
SEWER	128.00 CCF			\$417.47	\$3.261 /CCF	\$0.006 /SqFt
WATER	208.00 CCF			\$613.81	\$2.951 /CCF	\$0.009 /SqFt
<b>Totals:</b>		<b>185,904 KBtu</b>	<b>2.761 KBtu/SqFt</b>	<b>\$5,395.64</b>		

## Energy



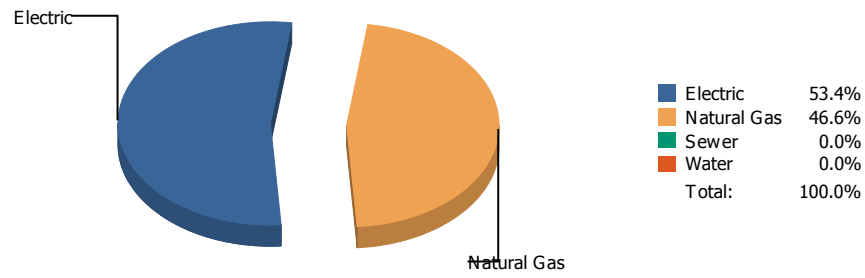
## Cost



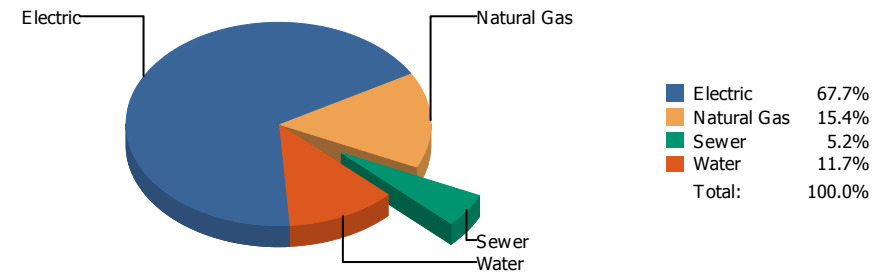
Commodity	Common Use	Energy Use	Energy Use / Area	Total Cost	Cost / Unit	Cost / Area
Place: [POWELL_2] POWELL 175 [BUILDING]						
Area: 79,770 SqFt						
Billing Period: Dec 2017						
ELECTRIC	41,520.00 kWh	141,708 KBtu	1.776 KBtu/SqFt	\$4,135.02	\$0.100 /kWh	\$0.052 /SqFt
NATURALGAS	990.00 CCF	101,970 KBtu	1.278 KBtu/SqFt	\$762.83	\$0.771 /CCF	\$0.010 /SqFt
<b>Totals:</b>		<b>243,678 KBtu</b>	<b>3.055 KBtu/SqFt</b>	<b>\$4,897.85</b>		



## Energy

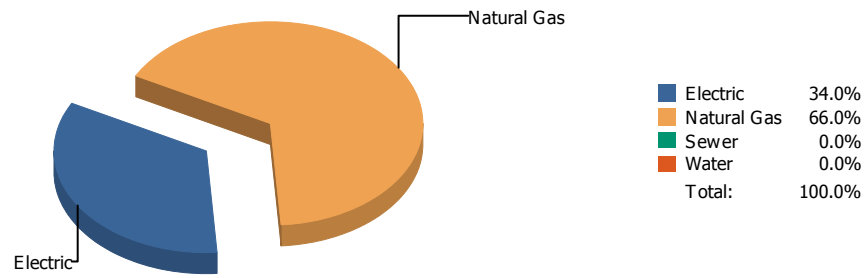


## Cost

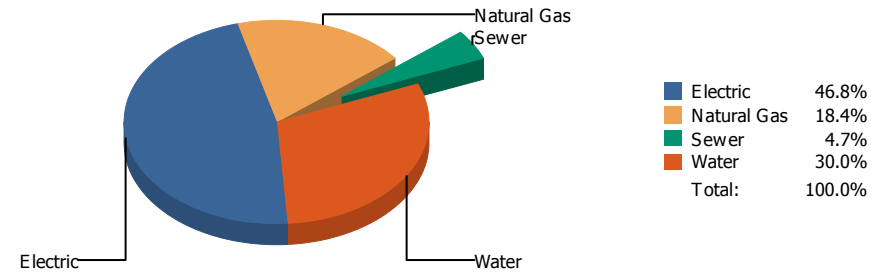


Commodity	Common Use	Energy Use	Energy Use / Area	Total Cost	Cost / Unit	Cost / Area
<b>Place: [PROFESSIONAL DEV] EPISD PROF DEVELOPMENT CENTER931 [BUILDING]</b>						
<b>Area: 18,400 SqFt</b>						
<b>Billing Period: Dec 2017</b>						
ELECTRIC	8,560.00 kWh	29,215 KBtu	1.588 KBtu/SqFt	\$1,249.20	\$0.146 /kWh	\$0.068 /SqFt
NATURALGAS	248.00 CCF	25,544 KBtu	1.388 KBtu/SqFt	\$283.09	\$1.141 /CCF	\$0.015 /SqFt
SEWER	15.00 CCF			\$95.19	\$6.346 /CCF	\$0.005 /SqFt
WATER	60.00 CCF			\$216.58	\$3.610 /CCF	\$0.012 /SqFt
<b>Totals:</b>		<b>54,759 KBtu</b>	<b>2.976 KBtu/SqFt</b>	<b>\$1,844.06</b>		

## Energy



## Cost



Commodity	Common Use	Energy Use	Energy Use / Area	Total Cost	Cost / Unit	Cost / Area
<b>Place: [PUTNAM] PUTNAM 135 [BUILDING]</b> <b>Area: 61,978 SqFt</b> <b>Billing Period: Dec 2017</b>						
ELECTRIC	26,223.00 kWh	89,499 KBtu	1.444 KBtu/SqFt	\$3,375.37	\$0.129 /kWh	\$0.054 /SqFt
NATURALGAS	1,686.00 CCF	173,658 KBtu	2.802 KBtu/SqFt	\$1,328.47	\$0.788 /CCF	\$0.021 /SqFt
SEWER	135.00 CCF			\$339.84	\$2.517 /CCF	\$0.005 /SqFt
WATER	480.00 CCF			\$2,164.88	\$4.510 /CCF	\$0.035 /SqFt
<b>Totals:</b>		<b>263,157 KBtu</b>	<b>4.246 KBtu/SqFt</b>	<b>\$7,208.56</b>		

## Energy

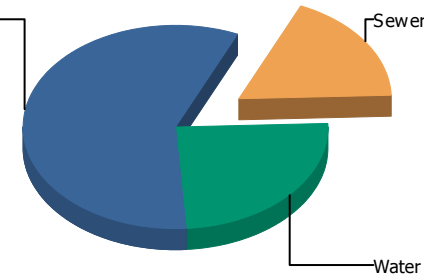
Natural Gas



Natural Gas	100.0%
Sewer	0.0%
Water	0.0%
<b>Total:</b>	<b>100.0%</b>

## Cost

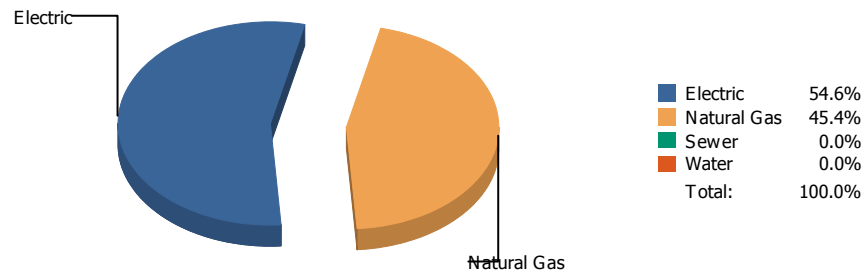
Natural Gas



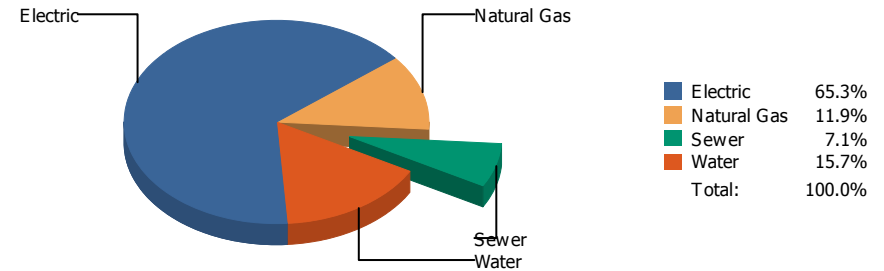
Natural Gas	57.9%
Sewer	17.6%
Water	24.5%
<b>Total:</b>	<b>100.0%</b>

Commodity	Common Use	Energy Use	Energy Use / Area	Total Cost	Cost / Unit	Cost / Area
<b>Place: [RICHARDS] RICHARDSON [BUILDING]</b>						
<b>Area: 115,872 SqFt</b>						
<b>Billing Period: Dec 2017</b>						
NATURALGAS	1,932.00 CCF	198,996 KBtu	1.717 KBtu/SqFt	\$1,361.82	\$0.705 /CCF	\$0.012 /SqFt
SEWER	126.00 CCF			\$413.93	\$3.285 /CCF	\$0.004 /SqFt
WATER	137.00 CCF			\$575.67	\$4.202 /CCF	\$0.005 /SqFt
<b>Totals:</b>		<b>198,996 KBtu</b>	<b>1.717 KBtu/SqFt</b>	<b>\$2,351.42</b>		

## Energy

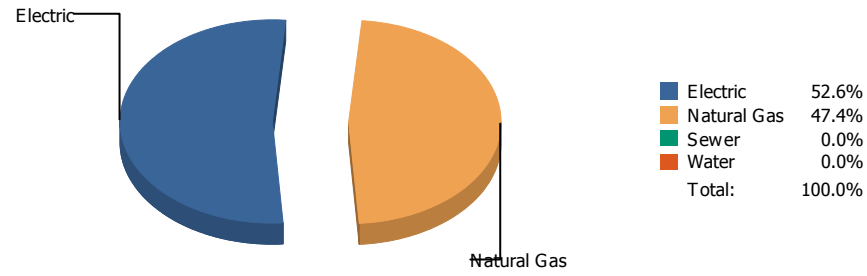


## Cost

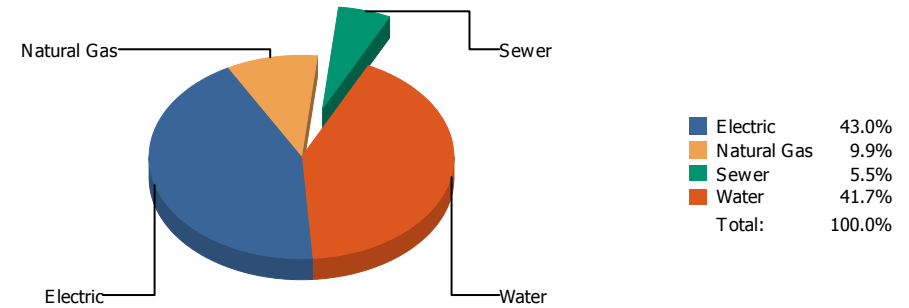


Commodity	Common Use	Energy Use	Energy Use / Area	Total Cost	Cost / Unit	Cost / Area
Place: [RIVERA] RIVERA 156 [BUILDING]						
Area: 77,562 SqFt						
Billing Period: Dec 2017						
ELECTRIC	37,355.00 kWh	127,493 KBtu	1.644 KBtu/SqFt	\$5,015.65	\$0.134 /kWh	\$0.065 /SqFt
NATURALGAS	1,029.00 CCF	105,987 KBtu	1.366 KBtu/SqFt	\$911.56	\$0.886 /CCF	\$0.012 /SqFt
SEWER	150.00 CCF			\$542.77	\$3.618 /CCF	\$0.007 /SqFt
WATER	268.00 CCF			\$1,208.15	\$4.508 /CCF	\$0.015 /SqFt
<b>Totals:</b>		<b>233,480 KBtu</b>	<b>3.010 KBtu/SqFt</b>	<b>\$7,678.13</b>		

## Energy

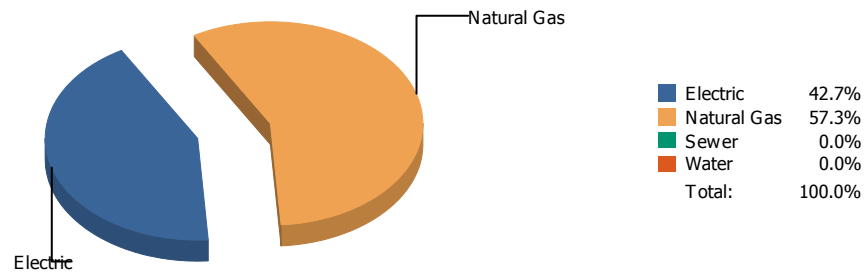


## Cost

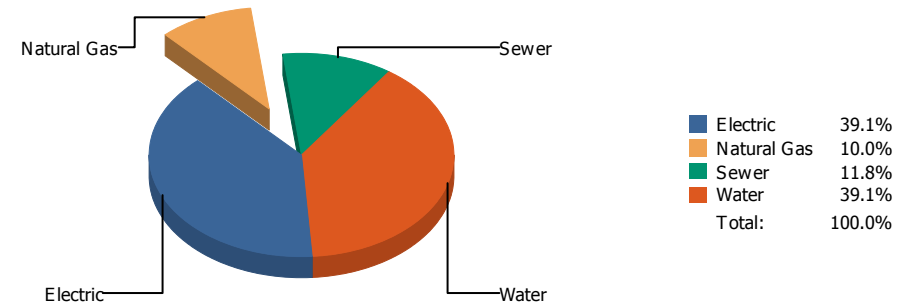


Commodity	Common Use	Energy Use	Energy Use / Area	Total Cost	Cost / Unit	Cost / Area
<b>Place: [ROBERTS] ROBERTS      136 [BUILDING]</b> <b>Area: 81,457 SqFt</b> <b>Billing Period: Dec 2017</b>						
ELECTRIC	34,960.00 kWh	119,318 KBtu	1.465 KBtu/SqFt	\$3,427.58	\$0.098 /kWh	\$0.042 /SqFt
NATURALGAS	1,046.00 CCF	107,738 KBtu	1.323 KBtu/SqFt	\$787.82	\$0.753 /CCF	\$0.010 /SqFt
SEWER	138.00 CCF			\$435.17	\$3.153 /CCF	\$0.005 /SqFt
WATER	671.00 CCF			\$3,324.32	\$4.954 /CCF	\$0.041 /SqFt
<b>Totals:</b>		<b>227,056 KBtu</b>	<b>2.787 KBtu/SqFt</b>	<b>\$7,974.89</b>		

## Energy

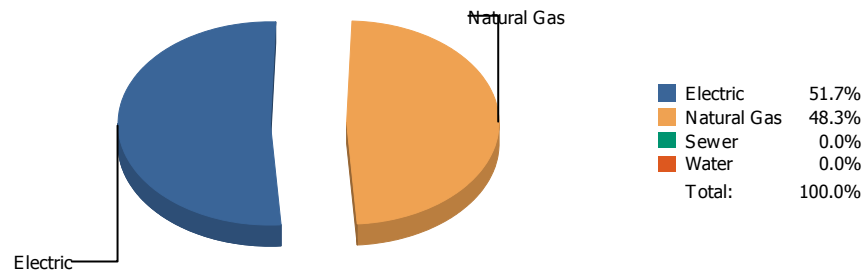


## Cost

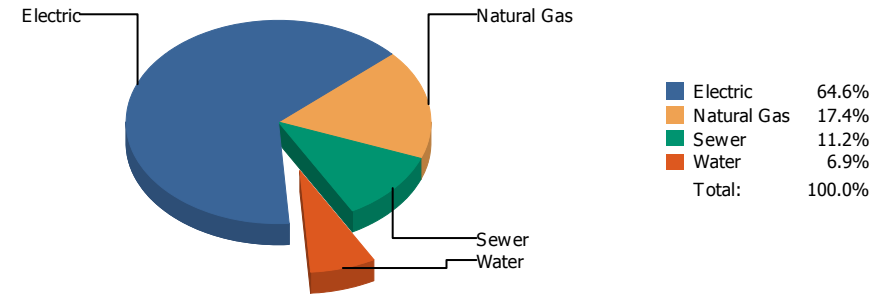


Commodity	Common Use	Energy Use	Energy Use / Area	Total Cost	Cost / Unit	Cost / Area
<b>Place: [ROSS] ROSS      042 [BUILDING]</b> <b>Area: 131,497 SqFt</b> <b>Billing Period: Dec 2017</b>						
ELECTRIC	51,272.50 kWh	174,993 KBtu	1.331 KBtu/SqFt	\$6,113.75	\$0.119 /kWh	\$0.046 /SqFt
NATURALGAS	2,279.00 CCF	234,737 KBtu	1.785 KBtu/SqFt	\$1,559.36	\$0.684 /CCF	\$0.012 /SqFt
SEWER	932.00 CCF			\$1,840.55	\$1.975 /CCF	\$0.014 /SqFt
WATER	2,149.00 CCF			\$6,106.70	\$2.842 /CCF	\$0.046 /SqFt
<b>Totals:</b>		<b>409,730 KBtu</b>	<b>3.116 KBtu/SqFt</b>	<b>\$15,620.36</b>		

## Energy

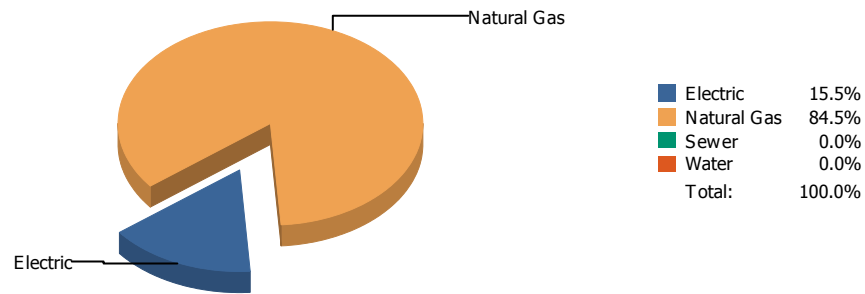


## Cost

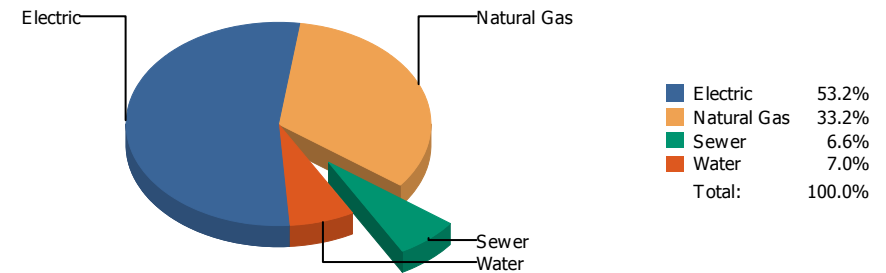


Commodity	Common Use	Energy Use	Energy Use / Area	Total Cost	Cost / Unit	Cost / Area
<b>Place: [RUSK] RUSK      138 [BUILDING]</b> <b>Area: 67,240 SqFt</b> <b>Billing Period: Dec 2017</b>						
ELECTRIC	23,098.00 kWh	78,833 KBtu	1.172 KBtu/SqFt	\$2,650.22	\$0.115 /kWh	\$0.039 /SqFt
NATURALGAS	716.00 CCF	73,748 KBtu	1.097 KBtu/SqFt	\$713.01	\$0.996 /CCF	\$0.011 /SqFt
SEWER	154.00 CCF			\$459.32	\$2.983 /CCF	\$0.007 /SqFt
WATER	77.00 CCF			\$281.21	\$3.652 /CCF	\$0.004 /SqFt
<b>Totals:</b>		<b>152,581 KBtu</b>	<b>2.269 KBtu/SqFt</b>	<b>\$4,103.76</b>		

## Energy



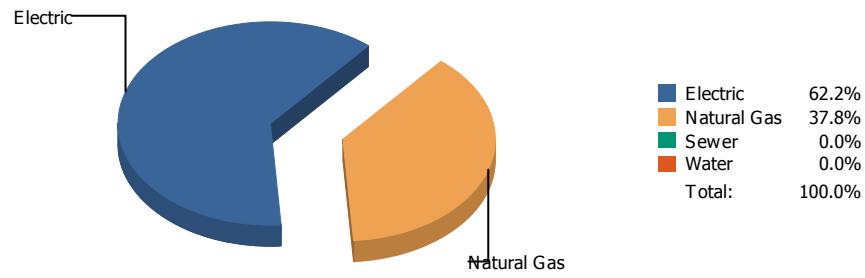
## Cost



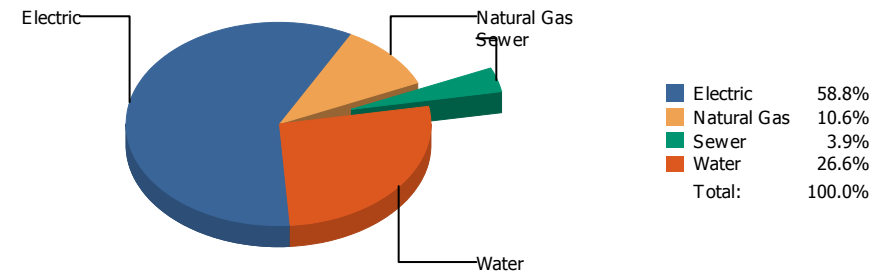
Commodity	Common Use	Energy Use	Energy Use / Area	Total Cost	Cost / Unit	Cost / Area
Place: [SAN JAC] SAN JACINTO 139 [BUILDING]						
Area: 29,589 SqFt						
Billing Period: Dec 2017						
ELECTRIC	4,100.00 kWh	13,993 KBtu	0.473 KBtu/SqFt	\$956.58	\$0.233 /kWh	\$0.032 /SqFt
NATURALGAS	740.60 CCF	76,282 KBtu	2.578 KBtu/SqFt	\$596.77	\$0.806 /CCF	\$0.020 /SqFt
SEWER	18.00 CCF			\$118.22	\$6.568 /CCF	\$0.004 /SqFt
WATER	13.00 CCF			\$125.88	\$9.683 /CCF	\$0.004 /SqFt
<b>Totals:</b>		<b>90,275 KBtu</b>	<b>3.051 KBtu/SqFt</b>	<b>\$1,797.45</b>		



## Energy

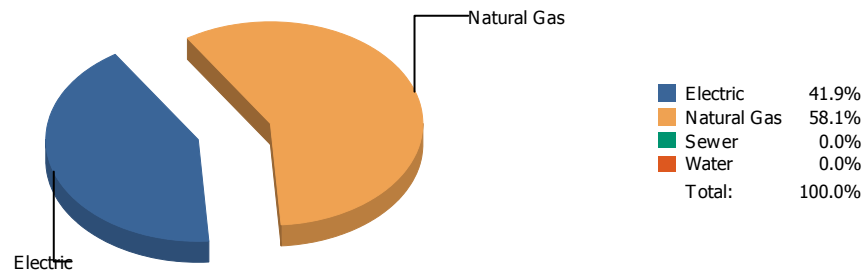


## Cost

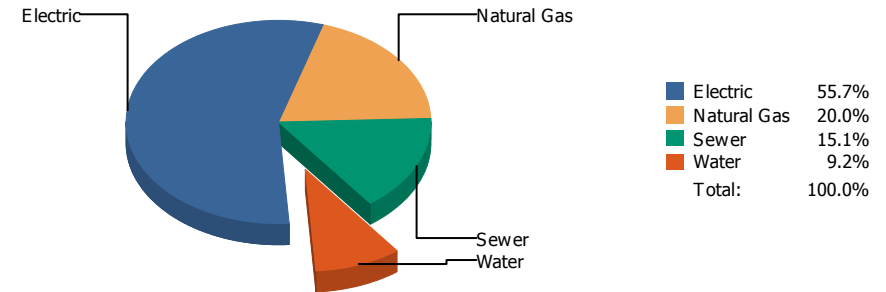


Commodity	Common Use	Energy Use	Energy Use / Area	Total Cost	Cost / Unit	Cost / Area
Place: [SCHUSTER] SCHUSTER 140 [BUILDING]						
Area: 34,371 SqFt						
Billing Period: Dec 2017						
ELECTRIC	22,956.00 kWh	78,349 KBtu	2.280 KBtu/SqFt	\$2,354.17	\$0.103 /kWh	\$0.068 /SqFt
NATURALGAS	462.00 CCF	47,586 KBtu	1.384 KBtu/SqFt	\$426.25	\$0.923 /CCF	\$0.012 /SqFt
SEWER	40.00 CCF			\$157.16	\$3.929 /CCF	\$0.005 /SqFt
WATER	226.00 CCF			\$1,065.10	\$4.713 /CCF	\$0.031 /SqFt
<b>Totals:</b>		<b>125,935 KBtu</b>	<b>3.664 KBtu/SqFt</b>	<b>\$4,002.68</b>		

## Energy

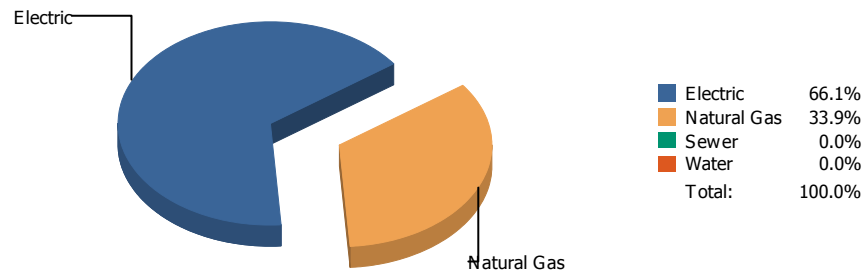


## Cost

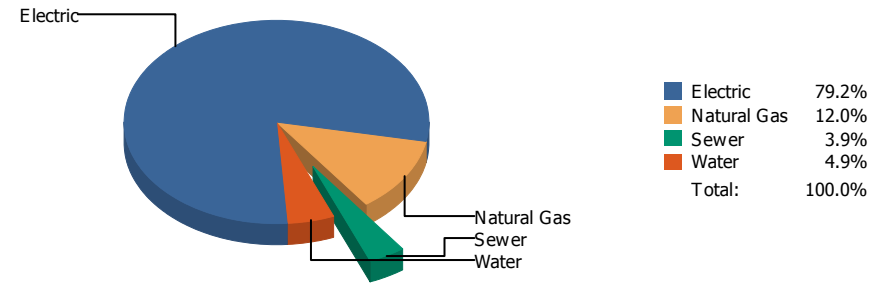


Commodity	Common Use	Energy Use	Energy Use / Area	Total Cost	Cost / Unit	Cost / Area
Place: [STANTON] STANTON 141 [BUILDING]						
Area: 75,957 SqFt						
Billing Period: Dec 2017						
ELECTRIC	16,966.00 kWh	57,905 KBtu	0.762 KBtu/SqFt	\$2,096.87	\$0.124 /kWh	\$0.028 /SqFt
NATURALGAS	778.80 CCF	80,216 KBtu	1.056 KBtu/SqFt	\$751.11	\$0.964 /CCF	\$0.010 /SqFt
SEWER	233.00 CCF			\$567.41	\$2.435 /CCF	\$0.007 /SqFt
WATER	91.00 CCF			\$348.01	\$3.824 /CCF	\$0.005 /SqFt
<b>Totals:</b>		<b>138,121 KBtu</b>	<b>1.818 KBtu/SqFt</b>	<b>\$3,763.40</b>		

## Energy

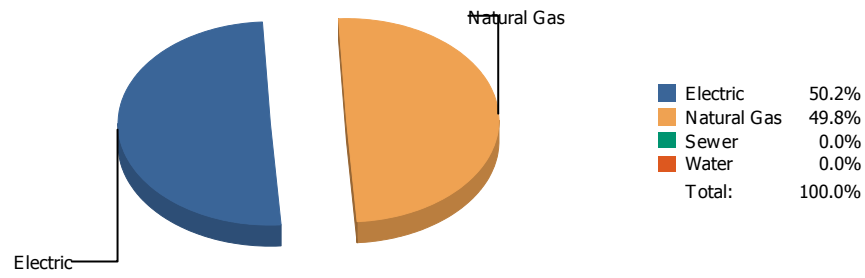


## Cost

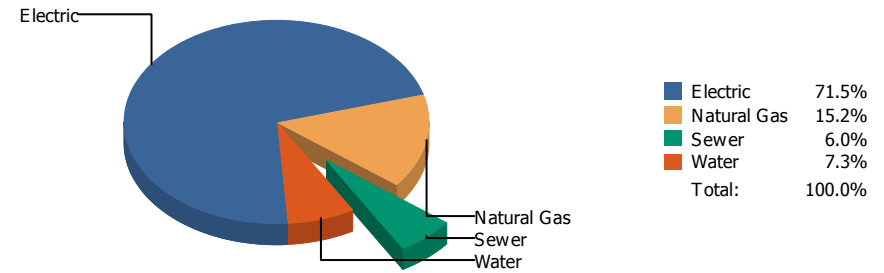


Commodity	Common Use	Energy Use	Energy Use / Area	Total Cost	Cost / Unit	Cost / Area
<b>Place: [SUNSET HIGH_1] SUNSET HIGH SCHOOL [BUILDING]</b>						
<b>Area: 33,263 SqFt</b>						
<b>Billing Period: Dec 2017</b>						
ELECTRIC	24,120.00 kWh	82,322 KBtu	2.475 KBtu/SqFt	\$2,575.91	\$0.107 /kWh	\$0.077 /SqFt
NATURALGAS	409.00 CCF	42,127 KBtu	1.266 KBtu/SqFt	\$391.42	\$0.957 /CCF	\$0.012 /SqFt
SEWER	23.00 CCF			\$127.07	\$5.525 /CCF	\$0.004 /SqFt
WATER	30.00 CCF			\$159.71	\$5.324 /CCF	\$0.005 /SqFt
<b>Totals:</b>		<b>124,449 KBtu</b>	<b>3.741 KBtu/SqFt</b>	<b>\$3,254.11</b>		

## Energy



## Cost



Commodity	Common Use	Energy Use	Energy Use / Area	Total Cost	Cost / Unit	Cost / Area
Place: [TELLES] R. TELLES ACADEMY 027 [BUILDING]						
Area: 38,000 SqFt						
Billing Period: Dec 2017						
ELECTRIC	27,000.00 kWh	92,151 KBtu	2.425 KBtu/SqFt	\$3,248.58	\$0.120 /kWh	\$0.085 /SqFt
NATURALGAS	887.00 CCF	91,361 KBtu	2.404 KBtu/SqFt	\$688.32	\$0.776 /CCF	\$0.018 /SqFt
SEWER	46.00 CCF			\$272.33	\$5.920 /CCF	\$0.007 /SqFt
WATER	51.00 CCF			\$331.65	\$6.503 /CCF	\$0.009 /SqFt
<b>Totals:</b>		<b>183,512 KBtu</b>	<b>4.829 KBtu/SqFt</b>	<b>\$4,540.88</b>		

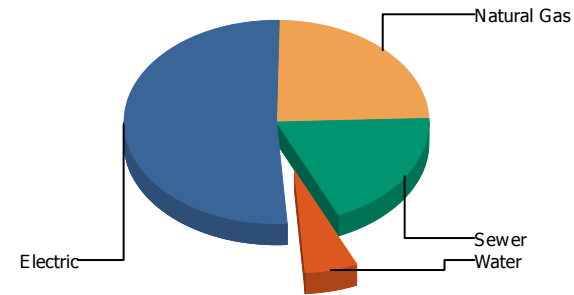
## Energy

Electric



Electric	100.0%
Natural Gas	0.0%
Sewer	0.0%
Water	0.0%
<b>Total:</b>	<b>100.0%</b>

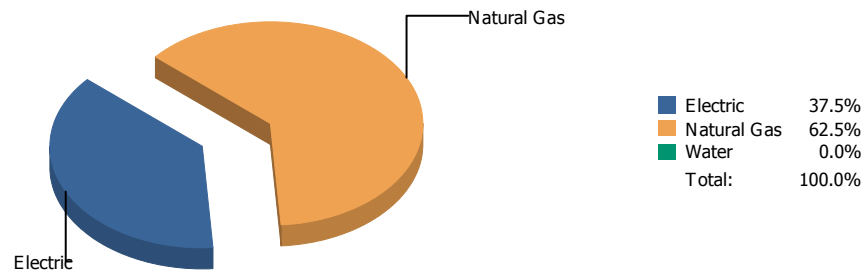
## Cost



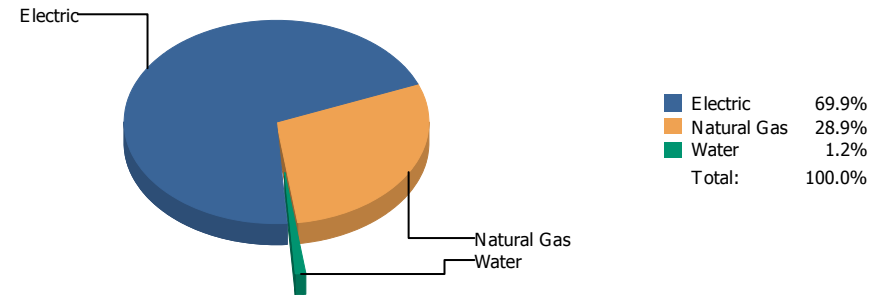
Electric	51.4%
Natural Gas	24.3%
Sewer	18.9%
Water	5.4%
<b>Total:</b>	<b>100.0%</b>

Commodity	Common Use	Energy Use	Energy Use / Area	Total Cost	Cost / Unit	Cost / Area
Place: [TENNISCENTER_2] TENNIS CENTER 000 [BUILDING]						
Area: 3,867 SqFt						
Billing Period: Dec 2017						
ELECTRIC	1,023.00 kWh	3,491 KBtu	0.903 KBtu/SqFt	\$258.89	\$0.253 /kWh	\$0.067 /SqFt
NATURALGAS	0.00 CCF	0 KBtu	0.000 KBtu/SqFt	\$122.56	\$0.000 /CCF	\$0.032 /SqFt
SEWER	5.00 CCF			\$95.21	\$19.042 /CCF	\$0.025 /SqFt
WATER	3.00 CCF			\$27.31	\$9.103 /CCF	\$0.007 /SqFt
<b>Totals:</b>		<b>3,491 KBtu</b>	<b>0.903 KBtu/SqFt</b>	<b>\$503.97</b>		

## Energy

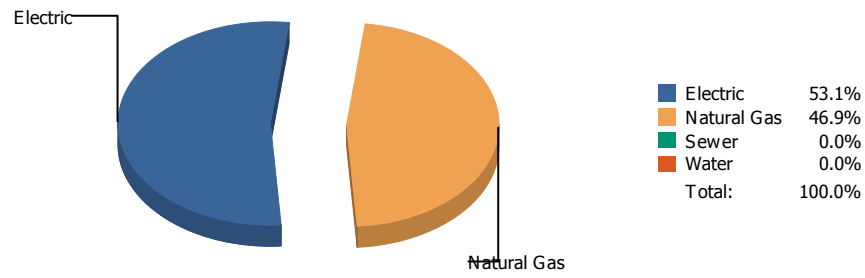


## Cost

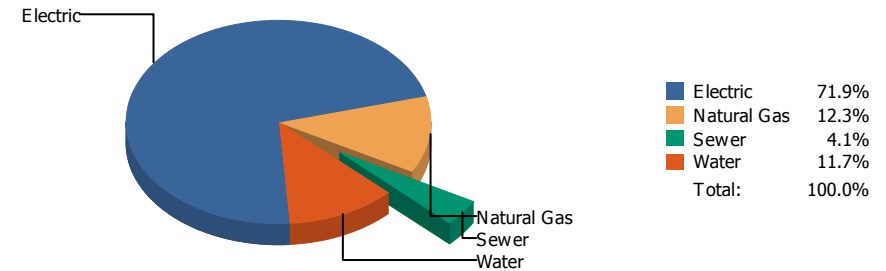


Commodity	Common Use	Energy Use	Energy Use / Area	Total Cost	Cost / Unit	Cost / Area
Place: [TERRACE] TERRACE HILLS 048 [BUILDING]						
Area: 138,021 SqFt						
Billing Period: Dec 2017						
ELECTRIC	27,450.00 kWh	93,687 KBtu	0.679 KBtu/SqFt	\$2,978.50	\$0.109 /kWh	\$0.022 /SqFt
NATURALGAS	1,519.00 CCF	156,457 KBtu	1.134 KBtu/SqFt	\$1,232.64	\$0.811 /CCF	\$0.009 /SqFt
WATER	0.00 CCF			\$50.44	\$0.000 /CCF	\$0.000 /SqFt
<b>Totals:</b>		<b>250,144 KBtu</b>	<b>1.812 KBtu/SqFt</b>	<b>\$4,261.58</b>		

## Energy

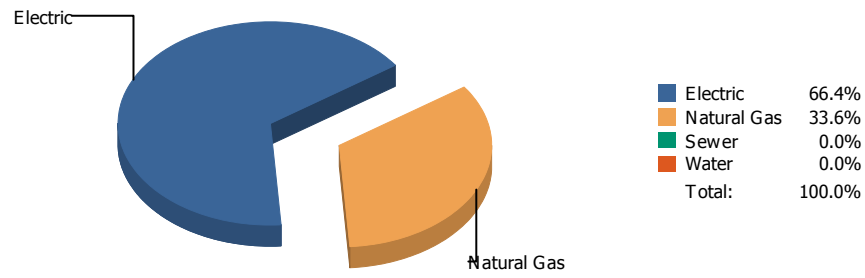


## Cost

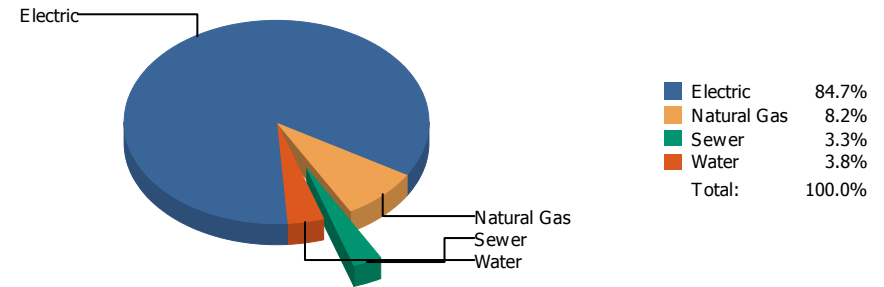


Commodity	Common Use	Energy Use	Energy Use / Area	Total Cost	Cost / Unit	Cost / Area
Place: [TIPPENELEMENTARY] TIPPIN ELEMENTARY 168 [BUILDING]						
Area: 88,360 SqFt						
Billing Period: Dec 2017						
ELECTRIC	57,960.00 kWh	197,817 KBtu	2.239 KBtu/SqFt	\$7,020.76	\$0.121 /kWh	\$0.079 /SqFt
NATURALGAS	1,698.00 CCF	174,894 KBtu	1.979 KBtu/SqFt	\$1,195.92	\$0.704 /CCF	\$0.014 /SqFt
SEWER	117.00 CCF			\$398.00	\$3.402 /CCF	\$0.005 /SqFt
WATER	126.00 CCF			\$1,144.70	\$9.085 /CCF	\$0.013 /SqFt
<b>Totals:</b>		<b>372,711 KBtu</b>	<b>4.218 KBtu/SqFt</b>	<b>\$9,759.38</b>		

## Energy



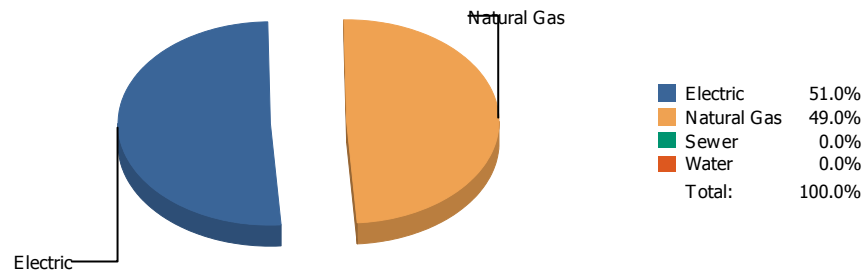
## Cost



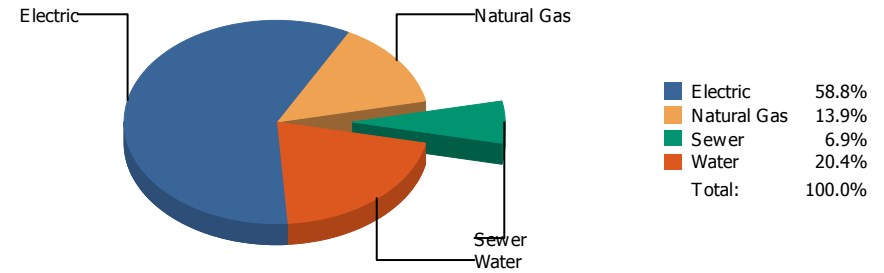
Commodity	Common Use	Energy Use	Energy Use / Area	Total Cost	Cost / Unit	Cost / Area
Place: [TOMLEA_2] TOM LEA 178 [BUILDING]						
Area: 88,828 SqFt						
Billing Period: Dec 2017						
ELECTRIC	82,080.00 kWh	280,139 KBtu	3.154 KBtu/SqFt	\$10,428.00	\$0.127 /kWh	\$0.117 /SqFt
NATURALGAS	1,378.00 CCF	141,934 KBtu	1.598 KBtu/SqFt	\$1,009.57	\$0.733 /CCF	\$0.011 /SqFt
SEWER	122.00 CCF			\$406.85	\$3.335 /CCF	\$0.005 /SqFt
WATER	106.00 CCF			\$462.44	\$4.363 /CCF	\$0.005 /SqFt
<b>Totals:</b>		<b>422,073 KBtu</b>	<b>4.752 KBtu/SqFt</b>	<b>\$12,306.86</b>		



## Energy

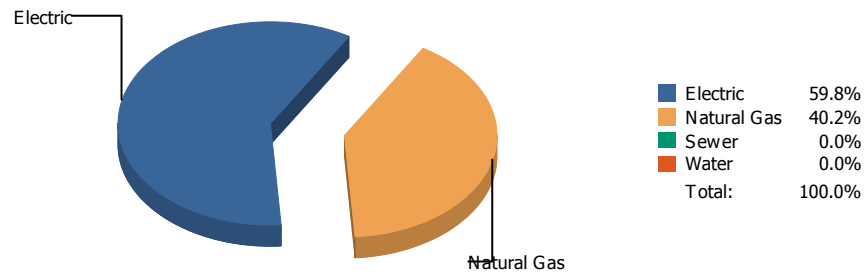


## Cost

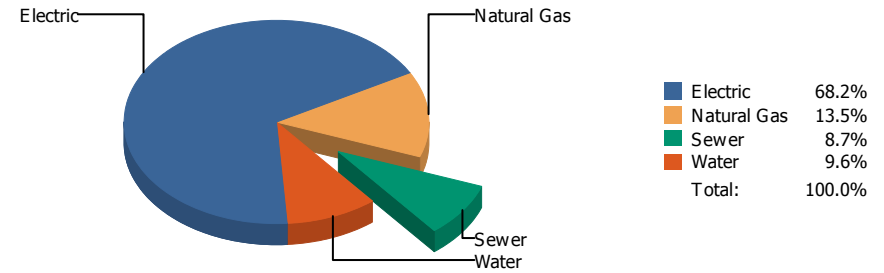


Commodity	Common Use	Energy Use	Energy Use / Area	Total Cost	Cost / Unit	Cost / Area
<b>Place: [TRAVIS] TRAVIS      143 [BUILDING]</b> <b>Area: 78,925 SqFt</b> <b>Billing Period: Dec 2017</b>						
ELECTRIC	24,240.00 kWh	82,731 KBtu	1.048 KBtu/SqFt	\$2,652.96	\$0.109 /kWh	\$0.034 /SqFt
NATURALGAS	773.00 CCF	79,619 KBtu	1.009 KBtu/SqFt	\$624.83	\$0.808 /CCF	\$0.008 /SqFt
SEWER	89.00 CCF			\$312.53	\$3.512 /CCF	\$0.004 /SqFt
WATER	169.00 CCF			\$921.00	\$5.450 /CCF	\$0.011 /SqFt
<b>Totals:</b>		<b>162,350 KBtu</b>	<b>2.057 KBtu/SqFt</b>	<b>\$4,511.32</b>		

## Energy

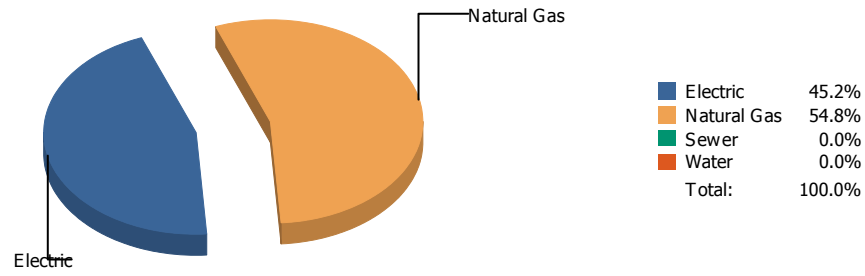


## Cost

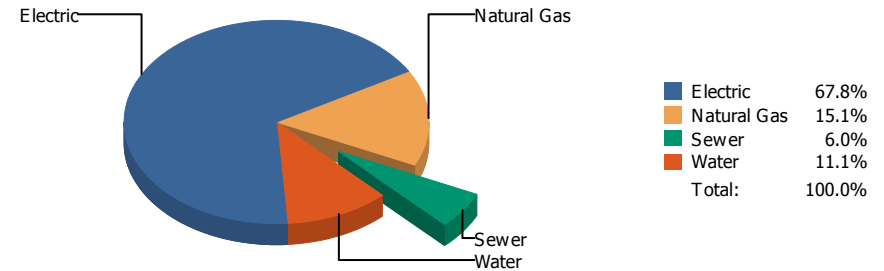


Commodity	Common Use	Energy Use	Energy Use / Area	Total Cost	Cost / Unit	Cost / Area
<b>Place: [VILAS] VILAS</b> <b>Area: 66,992 SqFt</b> <b>Billing Period: Dec 2017</b>						
ELECTRIC	28,983.00 kWh	98,919 KBtu	1.477 KBtu/SqFt	\$3,985.07	\$0.137 /kWh	\$0.059 /SqFt
NATURALGAS	645.60 CCF	66,497 KBtu	0.993 KBtu/SqFt	\$790.77	\$1.225 /CCF	\$0.012 /SqFt
SEWER	92.00 CCF			\$508.28	\$5.525 /CCF	\$0.007 /SqFt
WATER	82.00 CCF			\$563.22	\$6.869 /CCF	\$0.008 /SqFt
<b>Totals:</b>		<b>165,416 KBtu</b>	<b>2.469 KBtu/SqFt</b>	<b>\$5,847.34</b>		

## Energy

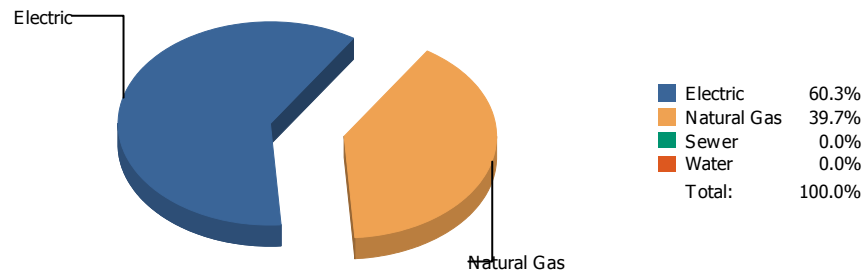


## Cost

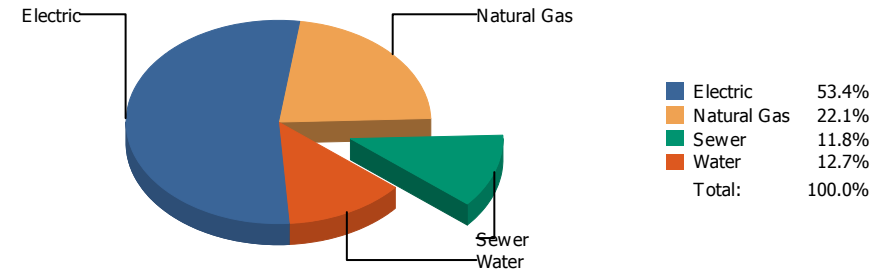


Commodity	Common Use	Energy Use	Energy Use / Area	Total Cost	Cost / Unit	Cost / Area
Place: [W HILLS] WESTERN HILLS 146 [BUILDING]						
Area: 77,753 SqFt						
Billing Period: Dec 2017						
ELECTRIC	34,320.00 kWh	117,134 KBtu	1.506 KBtu/SqFt	\$4,534.29	\$0.132 /kWh	\$0.058 /SqFt
NATURALGAS	1,379.00 CCF	142,037 KBtu	1.827 KBtu/SqFt	\$1,010.20	\$0.733 /CCF	\$0.013 /SqFt
SEWER	59.00 CCF			\$398.47	\$6.754 /CCF	\$0.005 /SqFt
WATER	246.00 CCF			\$741.53	\$3.014 /CCF	\$0.009 /SqFt
<b>Totals:</b>		<b>259,171 KBtu</b>	<b>3.333 KBtu/SqFt</b>	<b>\$6,684.49</b>		

## Energy



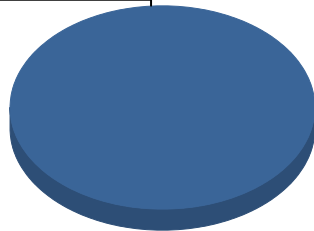
## Cost



Commodity	Common Use	Energy Use	Energy Use / Area	Total Cost	Cost / Unit	Cost / Area
<b>Place: [WAINWRIG] WAINWRIGHT 145 [BUILDING]</b> <b>Area: 38,227 SqFt</b> <b>Billing Period: Dec 2017</b>						
ELECTRIC	9,730.00 kWh	33,208 KBtu	0.869 KBtu/SqFt	\$927.65	\$0.095 /kWh	\$0.024 /SqFt
NATURALGAS	212.00 CCF	21,836 KBtu	0.571 KBtu/SqFt	\$384.46	\$1.813 /CCF	\$0.010 /SqFt
SEWER	18.00 CCF			\$204.58	\$11.366 /CCF	\$0.005 /SqFt
WATER	10.00 CCF			\$219.92	\$21.992 /CCF	\$0.006 /SqFt
<b>Totals:</b>		<b>55,044 KBtu</b>	<b>1.440 KBtu/SqFt</b>	<b>\$1,736.61</b>		

## Energy

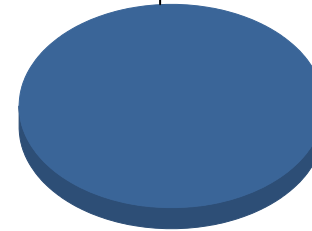
Electric



■ Electric 100.0%  
Total: 100.0%

## Cost

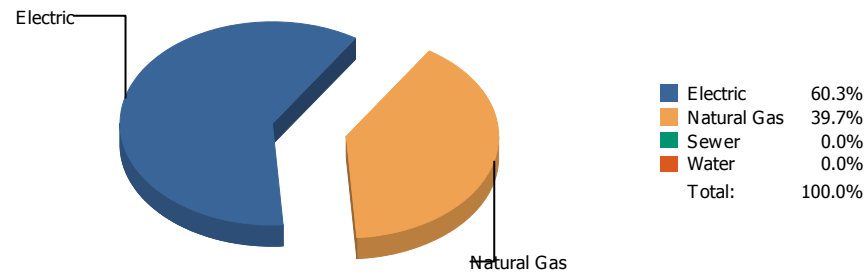
Electric



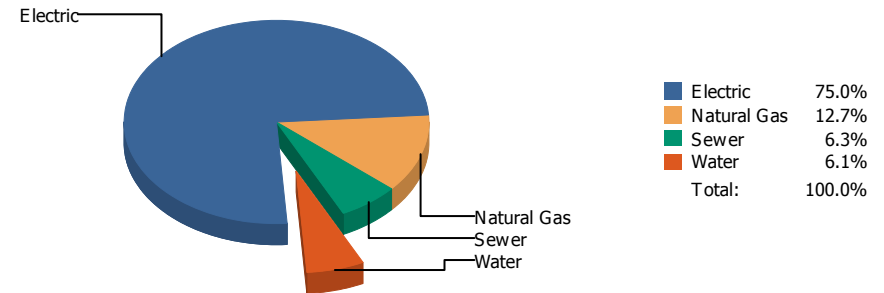
■ Electric 100.0%  
Total: 100.0%

Commodity	Common Use	Energy Use	Energy Use / Area	Total Cost	Cost / Unit	Cost / Area
Place: [WESTSIDE] WESTSIDE TRANSPORTATION 951 [BUILDING]						
Area: 4,040 SqFt						
Billing Period: Dec 2017						
ELECTRIC	1,843.00 kWh	6,290 KBtu	1.557 KBtu/SqFt	\$248.84	\$0.135 /kWh	\$0.062 /SqFt
<b>Totals:</b>		<b>6,290 KBtu</b>	<b>1.557 KBtu/SqFt</b>	<b>\$248.84</b>		

## Energy

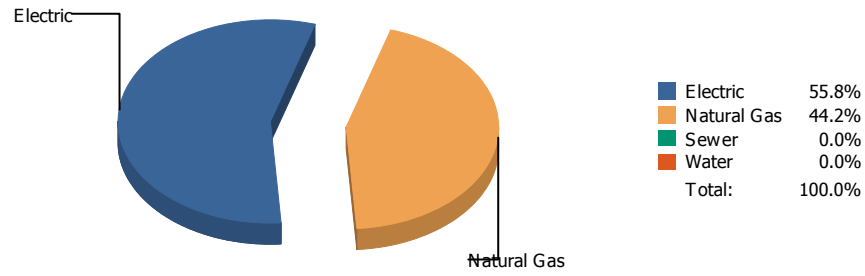


## Cost

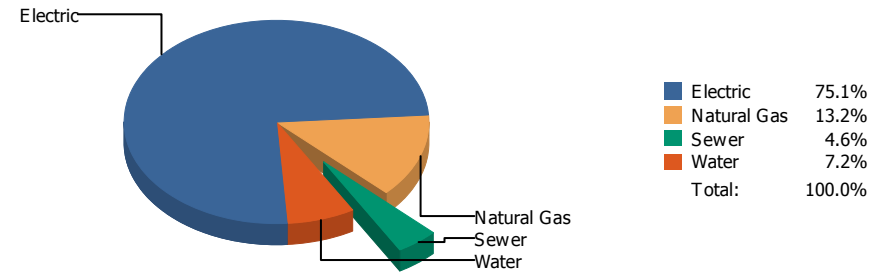


Commodity	Common Use	Energy Use	Energy Use / Area	Total Cost	Cost / Unit	Cost / Area
Place: [WHITAKER] WHITAKER 153 [BUILDING]						
Area: 89,458 SqFt						
Billing Period: Dec 2017						
ELECTRIC	81,240.00 kWh	277,272 KBtu	3.099 KBtu/SqFt	\$7,441.76	\$0.092 /kWh	\$0.083 /SqFt
NATURALGAS	1,771.00 CCF	182,413 KBtu	2.039 KBtu/SqFt	\$1,259.46	\$0.711 /CCF	\$0.014 /SqFt
SEWER	195.00 CCF			\$622.42	\$3.192 /CCF	\$0.007 /SqFt
WATER	141.00 CCF			\$604.97	\$4.291 /CCF	\$0.007 /SqFt
<b>Totals:</b>		<b>459,685 KBtu</b>	<b>5.139 KBtu/SqFt</b>	<b>\$9,928.61</b>		

## Energy

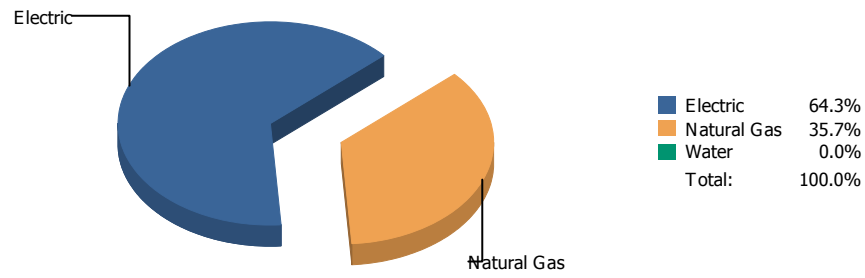


## Cost

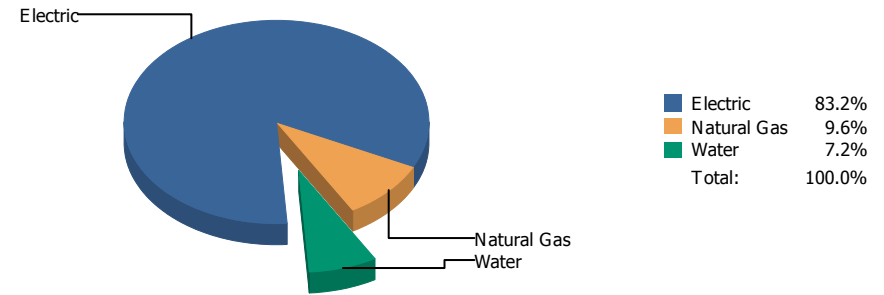


Commodity	Common Use	Energy Use	Energy Use / Area	Total Cost	Cost / Unit	Cost / Area
<b>Place: [WHITE] ZACH WHITE ELEMENTARY NEW-1997 [BUILDING]</b>						
<b>Area: 92,458 SqFt</b>						
<b>Billing Period: Dec 2017</b>						
ELECTRIC	46,500.00 kWh	158,705 KBtu	1.717 KBtu/SqFt	\$5,823.93	\$0.125 /kWh	\$0.063 /SqFt
NATURALGAS	1,222.00 CCF	125,866 KBtu	1.361 KBtu/SqFt	\$1,020.76	\$0.835 /CCF	\$0.011 /SqFt
SEWER	102.00 CCF			\$353.26	\$3.463 /CCF	\$0.004 /SqFt
WATER	155.00 CCF			\$560.08	\$3.613 /CCF	\$0.006 /SqFt
<b>Totals:</b>		<b>284,571 KBtu</b>	<b>3.078 KBtu/SqFt</b>	<b>\$7,758.03</b>		

## Energy



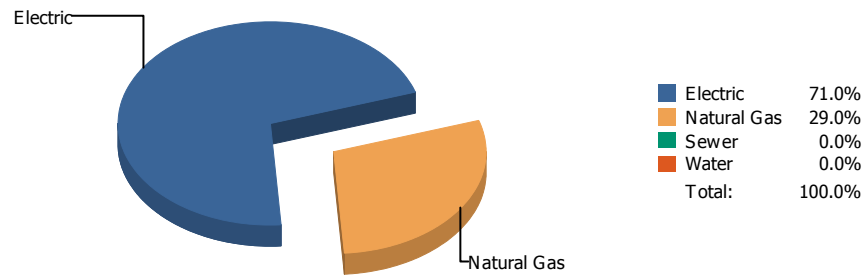
## Cost



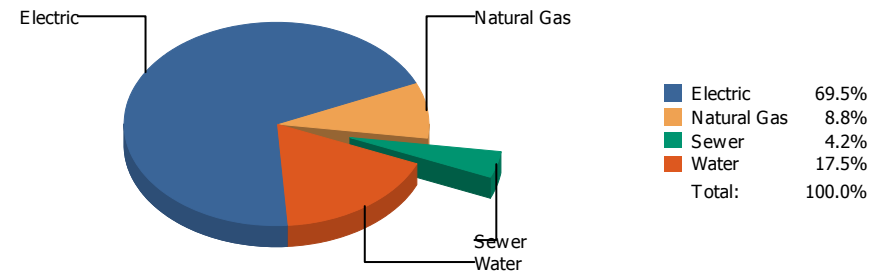
Commodity	Common Use	Energy Use	Energy Use / Area	Total Cost	Cost / Unit	Cost / Area
<b>Place: [WIGGS] WIGGS      052 [BUILDING]</b> <b>Area: 110,689 SqFt</b> <b>Billing Period: Dec 2017</b>						
ELECTRIC	43,600.00 kWh	148,807 KBtu	1.344 KBtu/SqFt	\$5,591.28	\$0.128 /kWh	\$0.050 /SqFt
NATURALGAS	801.00 CCF	82,503 KBtu	0.745 KBtu/SqFt	\$642.64	\$0.802 /CCF	\$0.006 /SqFt
WATER	70.00 CCF			\$483.67	\$6.910 /CCF	\$0.004 /SqFt
<b>Totals:</b>		<b>231,310 KBtu</b>	<b>2.090 KBtu/SqFt</b>	<b>\$6,717.59</b>		



## Energy

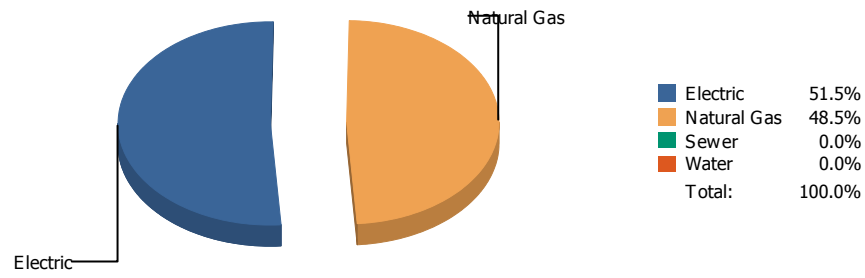


## Cost

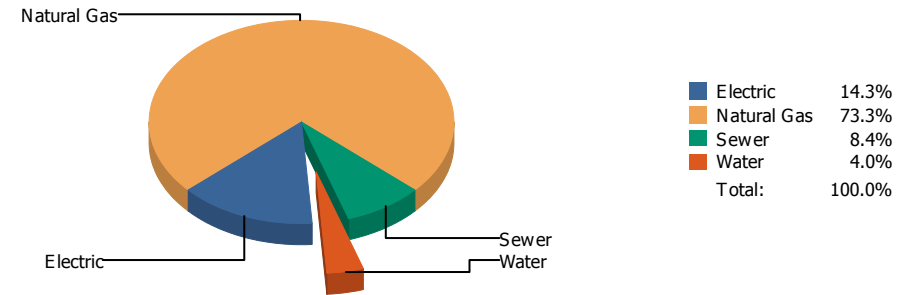


Commodity	Common Use	Energy Use	Energy Use / Area	Total Cost	Cost / Unit	Cost / Area
<b>Place: [ZAVALA] ZAVALA      148 [BUILDING]</b> <b>Area: 53,356 SqFt</b> <b>Billing Period: Dec 2017</b>						
ELECTRIC	21,250.00 kWh	72,526 KBtu	1.359 KBtu/SqFt	\$2,439.14	\$0.115 /kWh	\$0.046 /SqFt
NATURALGAS	287.00 CCF	29,561 KBtu	0.554 KBtu/SqFt	\$308.31	\$1.074 /CCF	\$0.006 /SqFt
SEWER	34.00 CCF			\$146.54	\$4.310 /CCF	\$0.003 /SqFt
WATER	95.00 CCF			\$614.91	\$6.473 /CCF	\$0.011 /SqFt
<b>Totals:</b>		<b>102,087 KBtu</b>	<b>1.913 KBtu/SqFt</b>	<b>\$3,508.90</b>		

## Energy

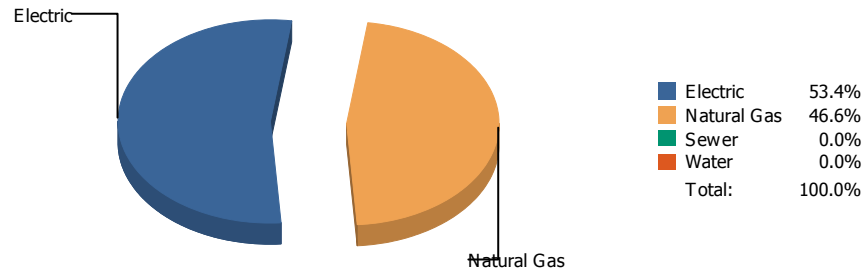


## Cost

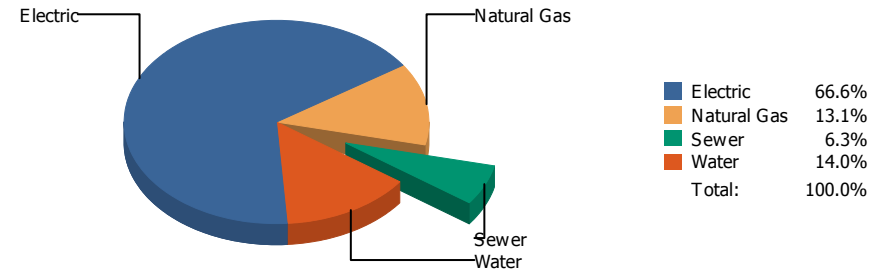


Commodity	Common Use	Energy Use	Energy Use / Area	Total Cost	Cost / Unit	Cost / Area
Place: [ZUNI] ZUNI COTTAGES 952 [BUILDING]						
Area: 3,505 SqFt						
Billing Period: Dec 2017						
ELECTRIC	32.00 kWh	109 KBtu	0.031 KBtu/SqFt	\$48.06	\$1.502 /kWh	\$0.014 /SqFt
NATURALGAS	1.00 CCF	103 KBtu	0.029 KBtu/SqFt	\$245.74	\$245.740 /CCF	\$0.070 /SqFt
SEWER	0.00 CCF			\$28.04	\$0.000 /CCF	\$0.008 /SqFt
WATER	0.00 CCF			\$13.26	\$0.000 /CCF	\$0.004 /SqFt
<b>Totals:</b>		<b>212 KBtu</b>	<b>0.061 KBtu/SqFt</b>	<b>\$335.10</b>		

## Energy



## Cost



Commodity	Common Use	Energy Use	Energy Use / Area	Total Cost	Cost / Unit	Cost / Area
<b>Place Summary Report</b>						
<b>Area: 10,748,824 SqFt</b>						
<b>Billing Period: Dec 2017</b>						
ELECTRIC	5,143,976.51 kWh	17,556,392 KBtu	1.633 KBtu/SqFt	\$591,962.36	\$0.115 /kWh	\$0.055 /SqFt
NATURALGAS	148,713.80 CCF	15,317,521 KBtu	1.425 KBtu/SqFt	\$116,643.48	\$0.784 /CCF	\$0.011 /SqFt
SEWER	18,092.00 CCF			\$55,778.55	\$3.083 /CCF	\$0.005 /SqFt
WATER	32,311.00 CCF			\$124,127.53	\$3.842 /CCF	\$0.012 /SqFt
<b>Totals:</b>		<b>32,873,913 KBtu</b>	<b>3.058 KBtu/SqFt</b>	<b>\$888,511.92</b>		

\* Please note per area calculations only include buildings with a floor area greater than 0.

---

**Requested by:** deiland

**Client version:**

**Report version:** 7

**Filters:** Meters in Building Name: Not one of NORTHEAST BOOK DEPOSITORY 814;ZACH WHITE MODULAR SCHOOL 147;START SCHOOL EARLY 1 DAY  
VALUE;STADIUM RATE CHANGES;SKY PARK IB1;SKY PARK I 200;SKY PARK;REMCON COTTAGES;PARKDALE COTTAGES 957;NEW COMPUTERS SINCE JUNE  
1990;Lighting;HONDO PASS COTTAGES;Butterfield Trail Warehouse;BRANON COTTAGES 955;BLUE FLAME BLDG.;BARCELONA COTTAGES;ALL REFUNDS AND  
REBATES; ; Bill is Void Equals 0; Account is Active Equals 1; Vendor Bill Equals 1; ; Billing Period Equals Dec 2017

**Record count:** 0