

elpaso

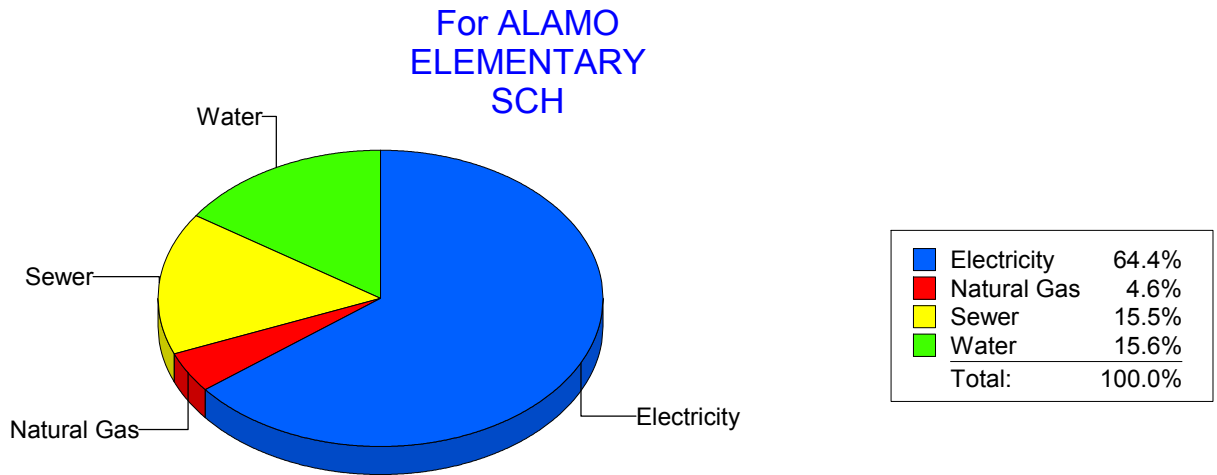
Energy CAP

Cost Avoidance Program

Cost Summary Graph

Grouped by Energy Type

Energy Type	Use	Units	Meter Cost	Special Charges	Total Cost	Avg Unit Cost	% of Total Cost
Site: ALAMO ELEMENTARY SCH - ALAMO ELEMENTARY SCH							
Electricity		750 KWH	\$517.71	\$0.00	\$517.71	0.6903	64.35%
Natural Gas		0 CCF	\$37.02	\$0.00	\$37.02	0.0000	4.60%
Water		0 CCF	\$125.26	\$0.00	\$125.26	0.0000	15.57%
Sewer		0 CCF	\$124.48	\$0.00	\$124.48	0.0000	15.47%
Total Cost:			\$804.47	\$0.00	\$804.47		



Filters: Cost Center Name Not Equal To DoNotReport; Billing Period Equal To 201109All Meter CodesAll Group Names

el paso

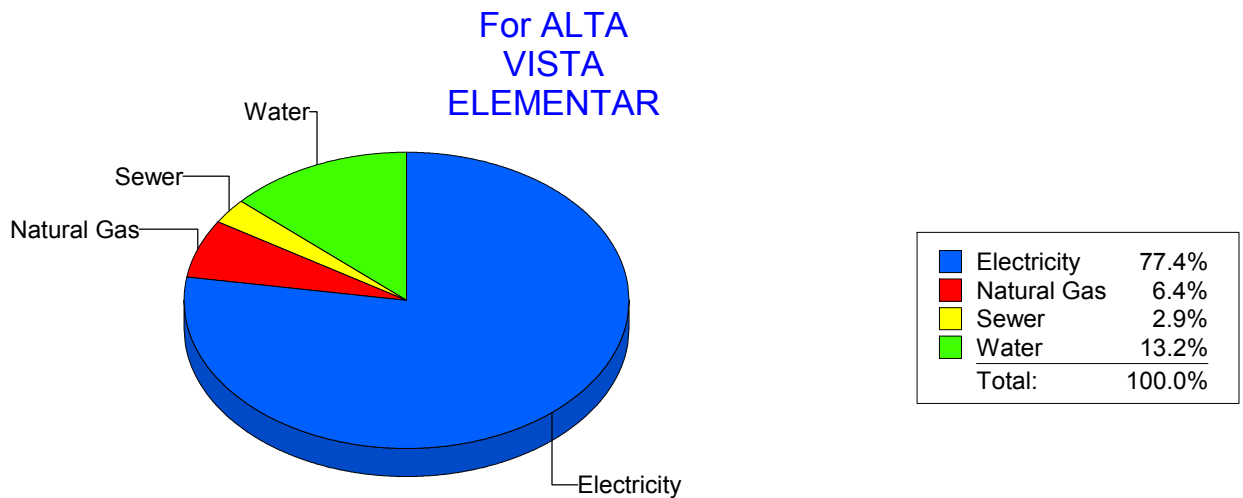
Energy CAP

Cost Avoidance Program

Cost Summary Graph

Grouped by Energy Type

Energy Type	Use	Units	Meter Cost	Special Charges	Total Cost	Avg Unit Cost	% of Total Cost
Site: ALTA VISTA ELEMENTAR - ALTA VISTA ELEMENTAR							
Electricity	32,850	KWH	\$4,534.86	\$0.00	\$4,534.86	0.1380	77.39%
Natural Gas	559	CCF	\$377.94	\$0.00	\$377.94	0.6761	6.45%
Water	278	CCF	\$774.58	\$0.00	\$774.58	2.7863	13.22%
Sewer	87	CCF	\$172.73	\$0.00	\$172.73	1.9854	2.95%
Total Cost:			\$5,860.11	\$0.00	\$5,860.11		



Filters: Cost Center Name Not Equal To DoNotReport; Billing Period Equal To 201109All Meter CodesAll Group Names

elpaso

Energy CAP

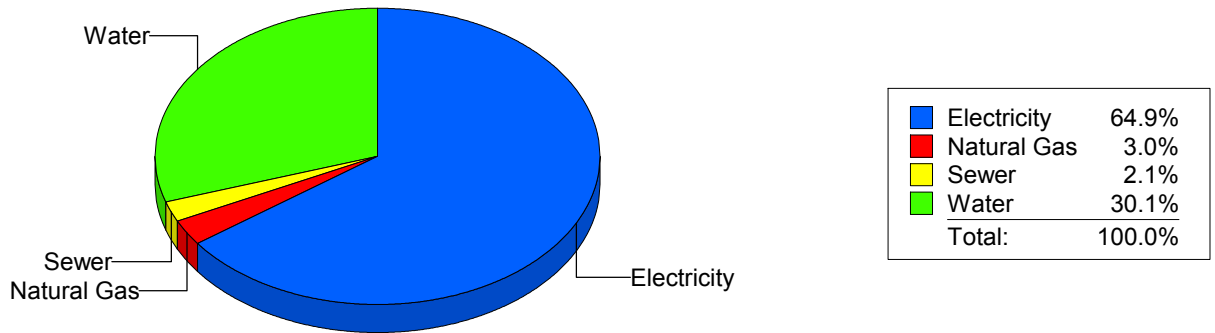
Cost Avoidance Program

Cost Summary Graph

Grouped by Energy Type

Energy Type	Use	Units	Meter Cost	Special Charges	Total Cost	Avg Unit Cost	% of Total Cost
Site: ANDRESS HIGH SCHOOL - ANDRESS HIGH SCHOOL							
Electricity	209,280	KWH	\$24,208.70	\$0.00	\$24,208.70	0.1157	64.91%
Natural Gas	1,807	CCF	\$1,101.50	\$0.00	\$1,101.50	0.6096	2.95%
Water	3,033	CCF	\$11,213.10	\$0.00	\$11,213.10	3.6970	30.06%
Sewer	502	CCF	\$775.15	\$0.00	\$775.15	1.5441	2.08%
Total Cost:			\$37,298.45	\$0.00	\$37,298.45		

For ANDRESS HIGH SCHOOL



Filters: Cost Center Name Not Equal To DoNotReport; Billing Period Equal To 201109All Meter CodesAll Group Names

elpaso

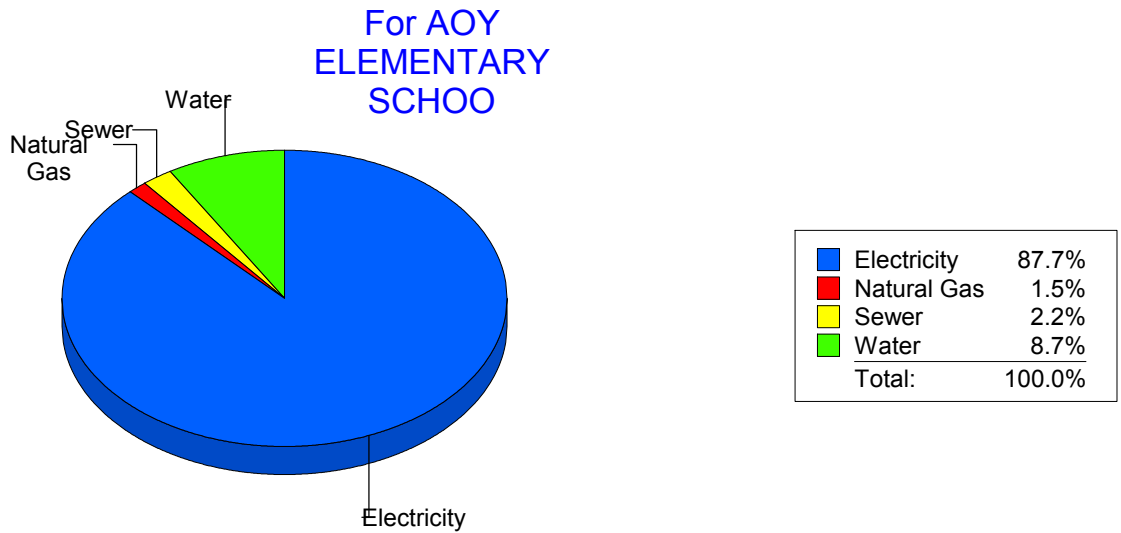
Energy CAP

Cost Avoidance Program

Cost Summary Graph

Grouped by Energy Type

Energy Type	Use	Units	Meter Cost	Special Charges	Total Cost	Avg Unit Cost	% of Total Cost
Site: AOY ELEMENTARY SCHOO - AOY ELEMENTARY SCHOO							
Electricity	99,506	KWH	\$14,016.71	\$0.00	\$14,016.71	0.1409	87.67%
Natural Gas	304	CCF	\$235.52	\$0.00	\$235.52	0.7747	1.47%
Water	400	CCF	\$1,384.74	\$0.00	\$1,384.74	3.4619	8.66%
Sewer	71	CCF	\$351.60	\$0.00	\$351.60	4.9521	2.20%
Total Cost:			\$15,988.57	\$0.00	\$15,988.57		



Filters: Cost Center Name Not Equal To DoNotReport; Billing Period Equal To 201109All Meter CodesAll Group Names

elpaso

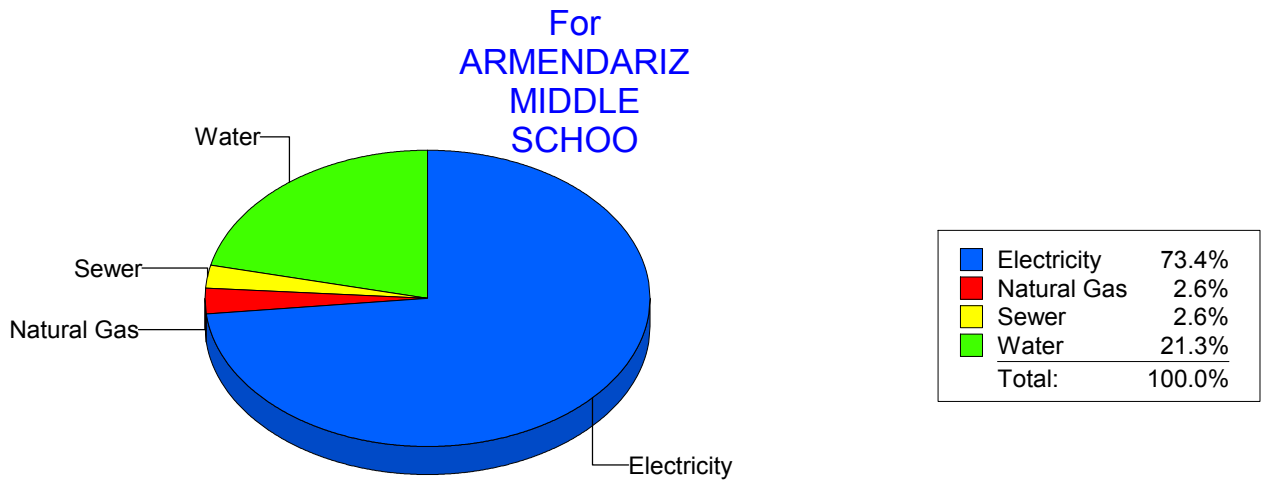
Energy CAP

Cost Avoidance Program

Cost Summary Graph

Grouped by Energy Type

Energy Type	Use	Units	Meter Cost	Special Charges	Total Cost	Avg Unit Cost	% of Total Cost
Site: ARMENDARIZ MIDDLE SCHOO - ARMENDARIZ MIDDLE SCHOO							
Electricity	107,000	KWH	\$11,351.65	\$0.00	\$11,351.65	0.1061	73.45%
Natural Gas	671	CCF	\$404.51	\$0.00	\$404.51	0.6028	2.62%
Water	1,182	CCF	\$3,299.25	\$0.00	\$3,299.25	2.7912	21.35%
Sewer	148	CCF	\$399.91	\$0.00	\$399.91	2.7021	2.59%
Total Cost:			\$15,455.32	\$0.00	\$15,455.32		



Filters: Cost Center Name Not Equal To DoNotReport; Billing Period Equal To 201109All Meter CodesAll Group Names

el Paso

Energy CAP

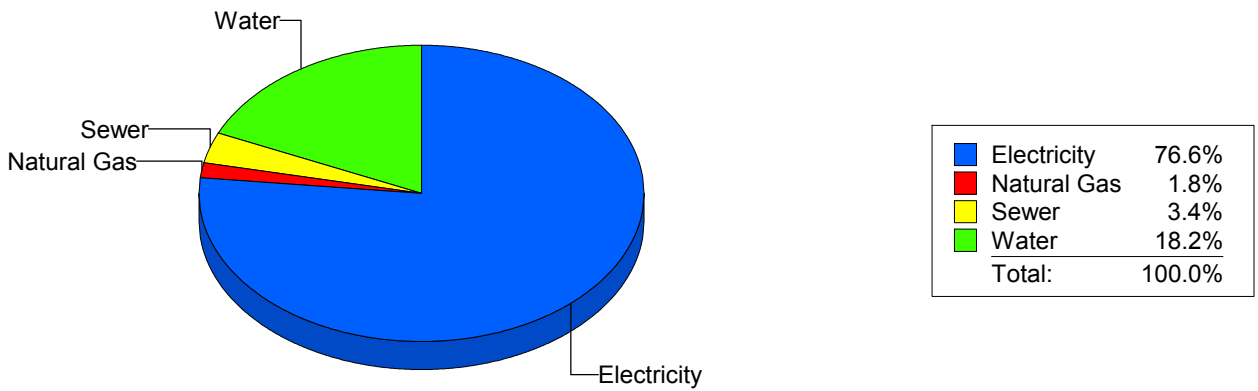
Cost Avoidance Program

Cost Summary Graph

Grouped by Energy Type

Energy Type	Use	Units	Meter Cost	Special Charges	Total Cost	Avg Unit Cost	% of Total Cost
Site: AUSTIN HIGH SCHOOL - AUSTIN HIGH SCHOOL							
Electricity	219,149	KWH	\$25,514.07	\$0.00	\$25,514.07	0.1164	76.63%
Natural Gas	872	CCF	\$582.82	\$0.00	\$582.82	0.6684	1.75%
Water	1,852	CCF	\$6,074.69	\$0.00	\$6,074.69	3.2801	18.25%
Sewer	452	CCF	\$1,122.42	\$0.00	\$1,122.42	2.4832	3.37%
Total Cost:			\$33,294.00	\$0.00	\$33,294.00		

For AUSTIN HIGH SCHOOL



Filters: Cost Center Name Not Equal To DoNotReport; Billing Period Equal To 201109All Meter CodesAll Group Names

elpaso

Energy CAP

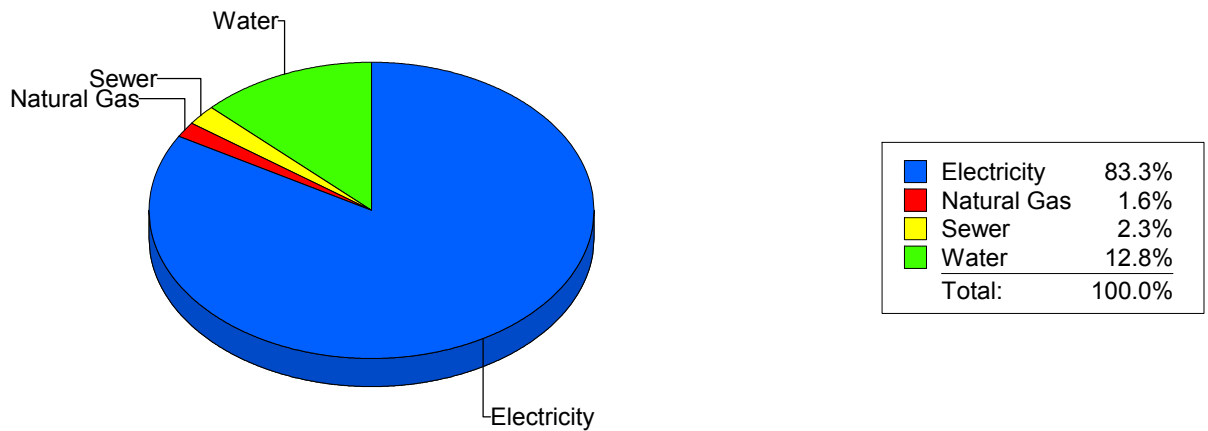
Cost Avoidance Program

Cost Summary Graph

Grouped by Energy Type

Energy Type	Use	Units	Meter Cost	Special Charges	Total Cost	Avg Unit Cost	% of Total Cost
Site: BARRON - BARRON							
Electricity	104,626	KWH	\$12,712.02	\$0.00	\$12,712.02	0.1215	83.33%
Natural Gas	320	CCF	\$244.05	\$0.00	\$244.05	0.7627	1.60%
Water	404	CCF	\$1,954.88	\$0.00	\$1,954.88	4.8388	12.81%
Sewer	86	CCF	\$344.41	\$0.00	\$344.41	4.0048	2.26%
Total Cost:			\$15,255.36	\$0.00	\$15,255.36		

For BARRON



Filters: Cost Center Name Not Equal To DoNotReport; Billing Period Equal To 201109All Meter CodesAll Group Names

elpaso

Energy CAP

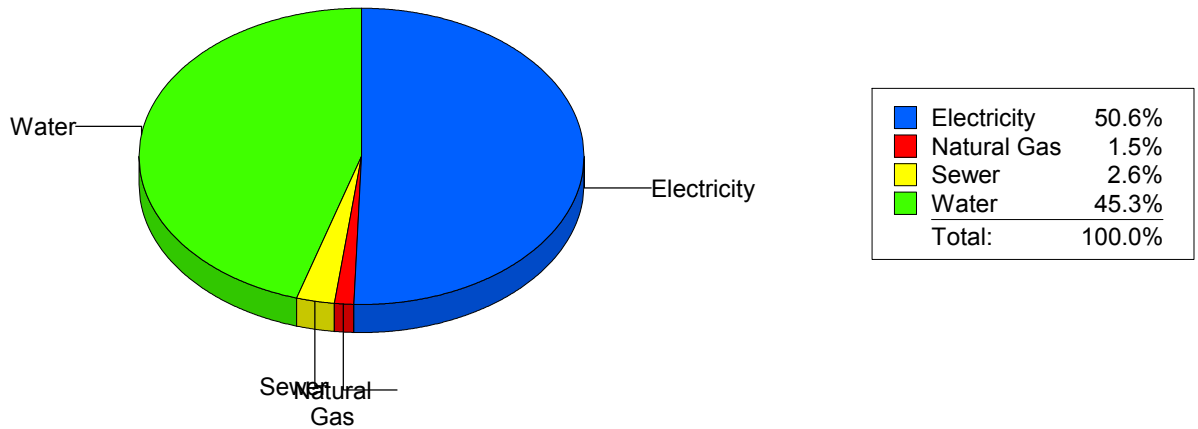
Cost Avoidance Program

Cost Summary Graph

Grouped by Energy Type

Energy Type	Use	Units	Meter Cost	Special Charges	Total Cost	Avg Unit Cost	% of Total Cost
Site: BASSET MIDDLE SCHOOL - BASSET MIDDLE SCHOOL							
Electricity	78,440	KWH	\$9,665.23	\$0.00	\$9,665.23	0.1232	50.56%
Natural Gas	329	CCF	\$287.02	\$0.00	\$287.02	0.8724	1.50%
Water	2,270	CCF	\$8,662.88	\$0.00	\$8,662.88	3.8162	45.32%
Sewer	286	CCF	\$500.83	\$0.00	\$500.83	1.7512	2.62%
Total Cost:			\$19,115.96	\$0.00	\$19,115.96		

For BASSET
MIDDLE
SCHOOL



Filters: Cost Center Name Not Equal To DoNotReport; Billing Period Equal To 201109All Meter CodesAll Group Names

elpaso

Energy CAP

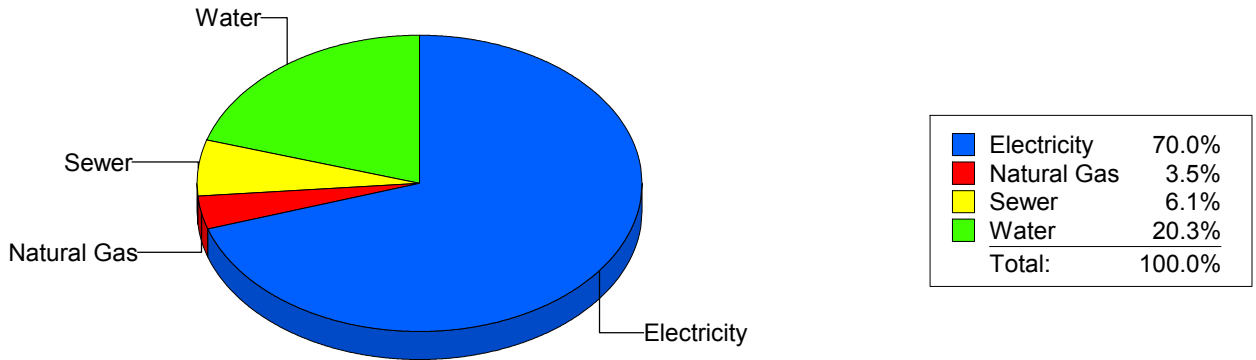
Cost Avoidance Program

Cost Summary Graph

Grouped by Energy Type

Energy Type	Use	Units	Meter Cost	Special Charges	Total Cost	Avg Unit Cost	% of Total Cost
Site: BEALL ELEMENTARY SCH - BEALL ELEMENTARY SCH							
Electricity	25,200	KWH	\$3,315.22	\$0.00	\$3,315.22	0.1316	70.05%
Natural Gas	185	CCF	\$167.77	\$0.00	\$167.77	0.9069	3.54%
Water	352	CCF	\$959.92	\$0.00	\$959.92	2.7270	20.28%
Sewer	120	CCF	\$290.01	\$0.00	\$290.01	2.4168	6.13%
Total Cost:			\$4,732.92	\$0.00	\$4,732.92		

For BEALL
ELEMENTARY
SCH



Filters: Cost Center Name Not Equal To DoNotReport; Billing Period Equal To 201109All Meter CodesAll Group Names

elpaso

Energy CAP

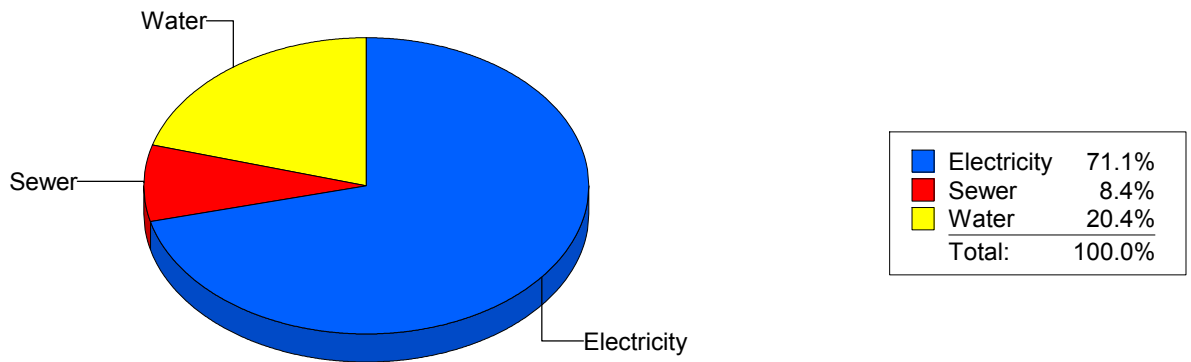
Cost Avoidance Program

Cost Summary Graph

Grouped by Energy Type

Energy Type	Use	Units	Meter Cost	Special Charges	Total Cost	Avg Unit Cost	% of Total Cost
Site: BLISS ELEMENTARY - BLISS ELEMENTARY							
Electricity	28,053	KWH	\$3,812.81	\$0.00	\$3,812.81	0.1359	71.14%
Water	521	CCF	\$1,095.14	\$0.00	\$1,095.14	2.1020	20.43%
Sewer	247	CCF	\$451.30	\$0.00	\$451.30	1.8271	8.42%
Total Cost:			\$5,359.25	\$0.00	\$5,359.25		

For BLISS ELEMENTARY



Filters: Cost Center Name Not Equal To DoNotReport; Billing Period Equal To 201109All Meter CodesAll Group Names

elpaso

Energy CAP

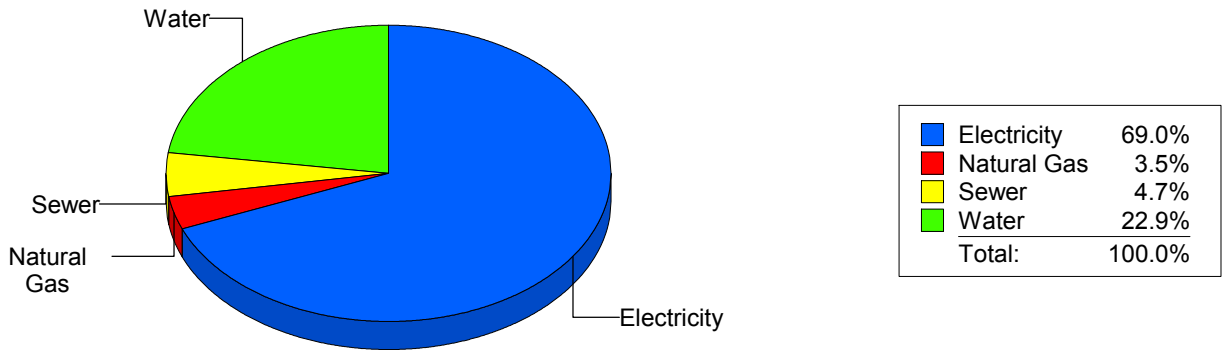
Cost Avoidance Program

Cost Summary Graph

Grouped by Energy Type

Energy Type	Use	Units	Meter Cost	Special Charges	Total Cost	Avg Unit Cost	% of Total Cost
Site: BOND - BOND ELEMENTARY							
Electricity	34,169	KWH	\$5,138.51	\$0.00	\$5,138.51	0.1504	68.98%
Natural Gas	347	CCF	\$258.54	\$0.00	\$258.54	0.7451	3.47%
Water	576	CCF	\$1,702.71	\$0.00	\$1,702.71	2.9561	22.86%
Sewer	167	CCF	\$349.70	\$0.00	\$349.70	2.0940	4.69%
Total Cost:			\$7,449.46	\$0.00	\$7,449.46		

For BOND ELEMENTARY



Filters: Cost Center Name Not Equal To DoNotReport; Billing Period Equal To 201109All Meter CodesAll Group Names

el paso

Energy CAP

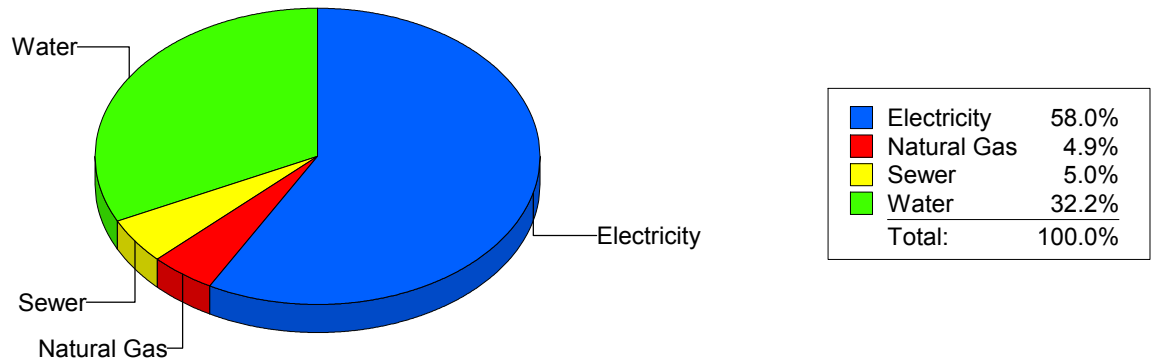
Cost Avoidance Program

Cost Summary Graph

Grouped by Energy Type

Energy Type	Use	Units	Meter Cost	Special Charges	Total Cost	Avg Unit Cost	% of Total Cost
Site: BONHAM ELEMENTARY SC - BONHAM ELEMENTARY SC							
Electricity	23,008	KWH	\$3,424.08	\$0.00	\$3,424.08	0.1488	57.95%
Natural Gas	397	CCF	\$288.31	\$0.00	\$288.31	0.7262	4.88%
Water	569	CCF	\$1,901.56	\$0.00	\$1,901.56	3.3419	32.18%
Sewer	136	CCF	\$294.55	\$0.00	\$294.55	2.1658	4.99%
Total Cost:			\$5,908.50	\$0.00	\$5,908.50		

For BONHAM ELEMENTARY SC



Filters: Cost Center Name Not Equal To DoNotReport; Billing Period Equal To 201109All Meter CodesAll Group Names

elpaso

Energy CAP

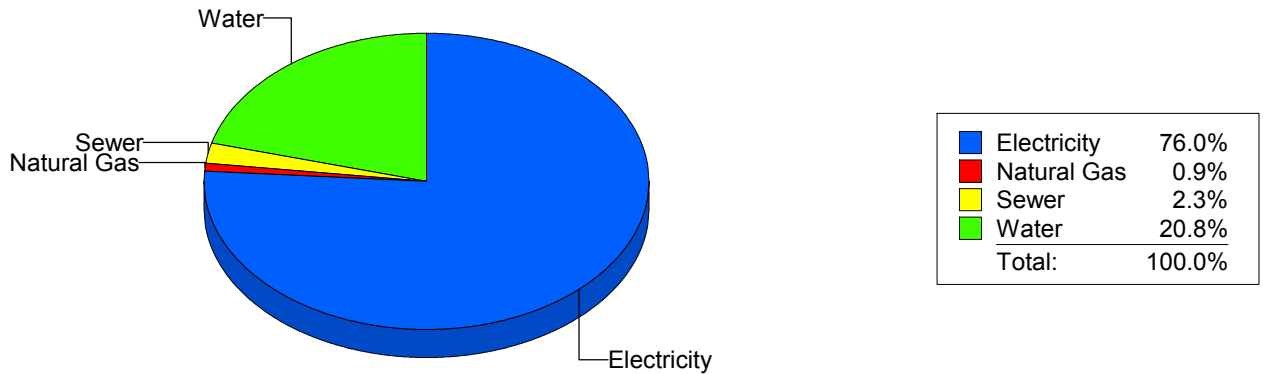
Cost Avoidance Program

Cost Summary Graph

Grouped by Energy Type

Energy Type	Use	Units	Meter Cost	Special Charges	Total Cost	Avg Unit Cost	% of Total Cost
Site: BOWIE HIGH SCHOOL - BOWIE HIGH SCHOOL							
Electricity	357,772	KWH	\$37,905.74	\$0.00	\$37,905.74	0.1059	76.04%
Natural Gas	643	CCF	\$424.89	\$0.00	\$424.89	0.6608	0.85%
Water	6,310	CCF	\$10,387.80	\$0.00	\$10,387.80	1.6462	20.84%
Sewer	564	CCF	\$1,128.08	\$0.00	\$1,128.08	2.0001	2.26%
Total Cost:			\$49,846.51	\$0.00	\$49,846.51		

For BOWIE HIGH SCHOOL



Filters: Cost Center Name Not Equal To DoNotReport; Billing Period Equal To 201109All Meter CodesAll Group Names

elpaso

Energy CAP

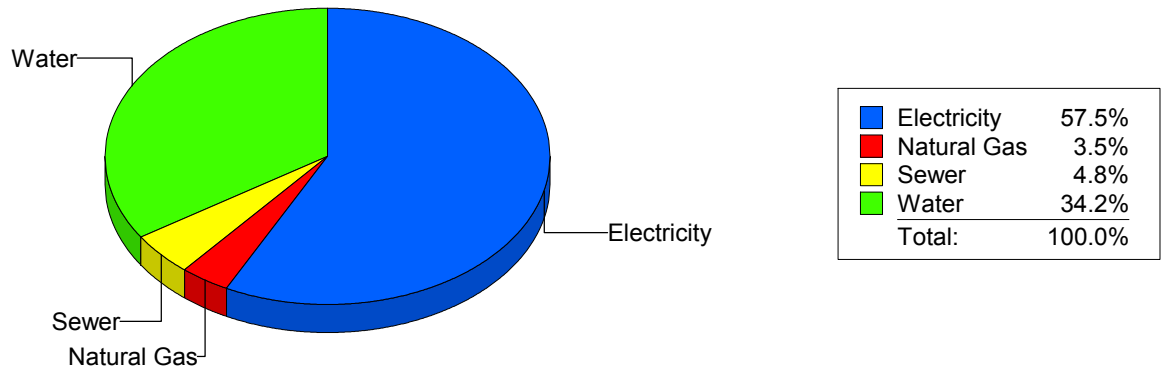
Cost Avoidance Program

Cost Summary Graph

Grouped by Energy Type

Energy Type	Use	Units	Meter Cost	Special Charges	Total Cost	Avg Unit Cost	% of Total Cost
Site: BRADLEY ELEMENTARY - BRADLEY ELEMENTARY							
Electricity	29,400	KWH	\$4,043.26	\$0.00	\$4,043.26	0.1375	57.51%
Natural Gas	392	CCF	\$248.90	\$0.00	\$248.90	0.6349	3.54%
Water	600	CCF	\$2,402.68	\$0.00	\$2,402.68	4.0045	34.18%
Sewer	97	CCF	\$335.14	\$0.00	\$335.14	3.4551	4.77%
Total Cost:			\$7,029.98	\$0.00	\$7,029.98		

For BRADLEY ELEMENTARY



Filters: Cost Center Name Not Equal To DoNotReport; Billing Period Equal To 201109All Meter CodesAll Group Names

elpaso

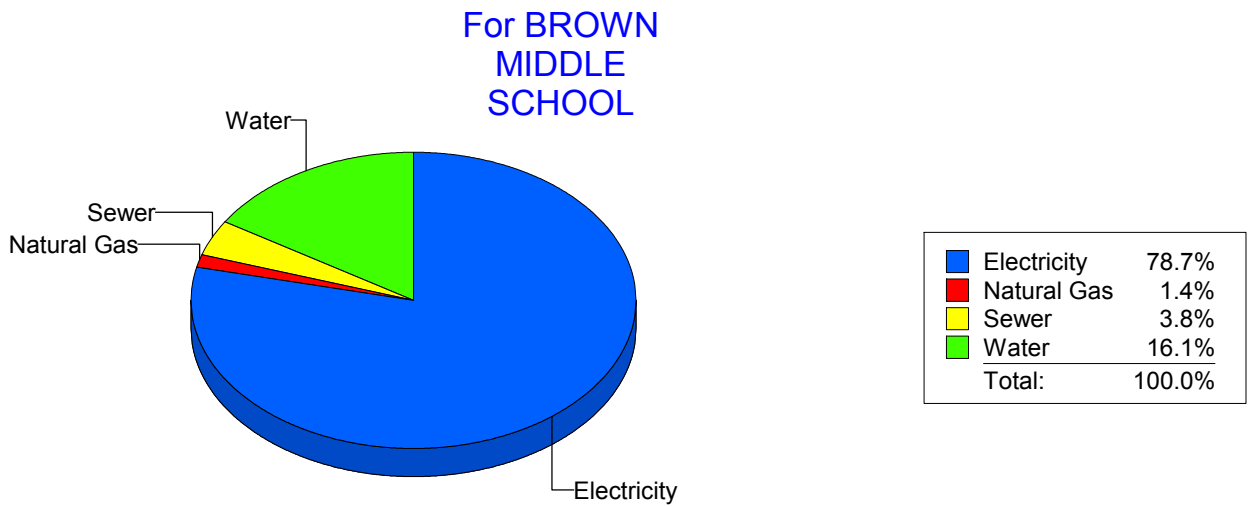
Energy CAP

Cost Avoidance Program

Cost Summary Graph

Grouped by Energy Type

Energy Type	Use	Units	Meter Cost	Special Charges	Total Cost	Avg Unit Cost	% of Total Cost
Site: BROWN MIDDLE SCHOOL - BROWN MIDDLE SCHOOL							
Electricity	125,200	KWH	\$14,908.45	\$0.00	\$14,908.45	0.1191	78.69%
Natural Gas	430	CCF	\$270.58	\$0.00	\$270.58	0.6293	1.43%
Water	1,185	CCF	\$3,043.99	\$0.00	\$3,043.99	2.5688	16.07%
Sewer	403	CCF	\$723.76	\$0.00	\$723.76	1.7959	3.82%
Total Cost:			\$18,946.78	\$0.00	\$18,946.78		



Filters: Cost Center Name Not Equal To DoNotReport; Billing Period Equal To 201109All Meter CodesAll Group Names

el Paso

Energy CAP

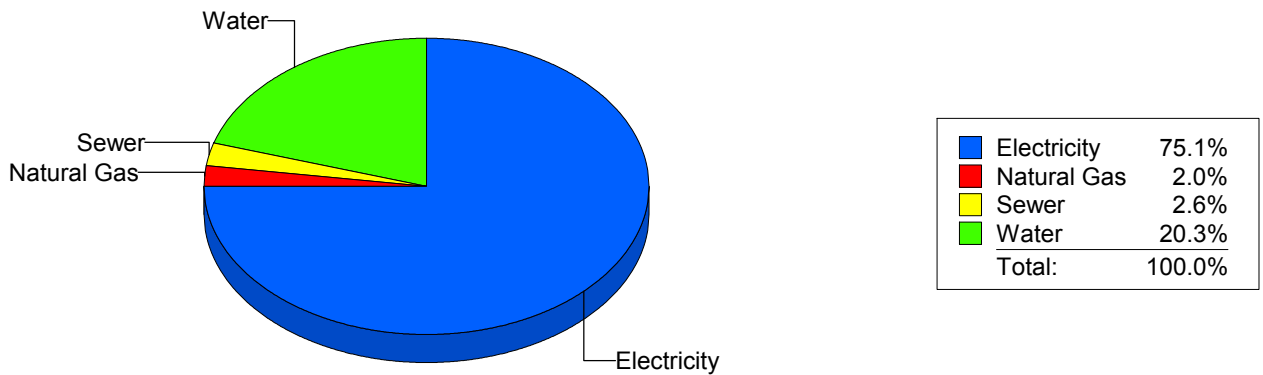
Cost Avoidance Program

Cost Summary Graph

Grouped by Energy Type

Energy Type	Use	Units	Meter Cost	Special Charges	Total Cost	Avg Unit Cost	% of Total Cost
Site: BURGESS HIGH SCHOOL - BURGESS HIGH SCHOOL							
Electricity	142,921	KWH	\$18,745.41	\$0.00	\$18,745.41	0.1312	75.08%
Natural Gas	736	CCF	\$510.83	\$0.00	\$510.83	0.6941	2.05%
Water	1,403	CCF	\$5,061.22	\$0.00	\$5,061.22	3.6074	20.27%
Sewer	237	CCF	\$650.55	\$0.00	\$650.55	2.7449	2.61%
Total Cost:			\$24,968.01	\$0.00	\$24,968.01		

For BURGESS HIGH SCHOOL



Filters: Cost Center Name Not Equal To DoNotReport; Billing Period Equal To 201109All Meter CodesAll Group Names

elpaso

Energy CAP

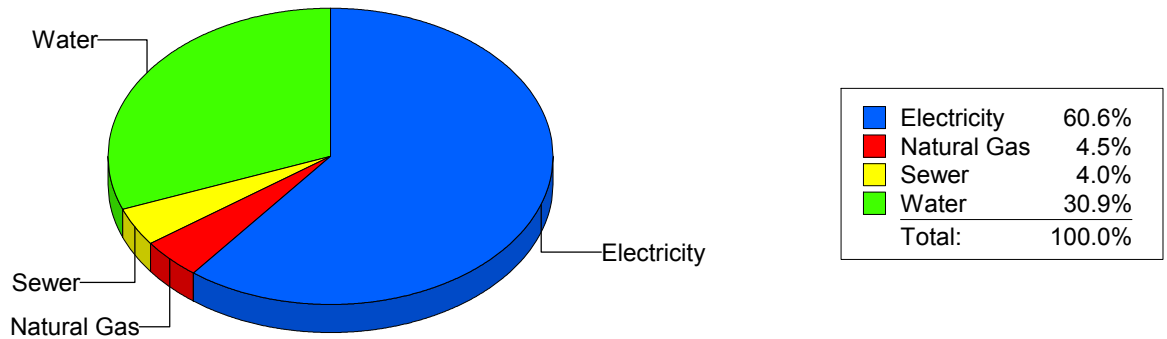
Cost Avoidance Program

Cost Summary Graph

Grouped by Energy Type

Energy Type	Use	Units	Meter Cost	Special Charges	Total Cost	Avg Unit Cost	% of Total Cost
Site: BURLESON ELEMENTARY - BURLESON ELEMENTARY							
Electricity	28,119	KWH	\$3,687.69	\$0.00	\$3,687.69	0.1311	60.63%
Natural Gas	239	CCF	\$272.49	\$0.00	\$272.49	1.1401	4.48%
Water	672	CCF	\$1,877.30	\$0.00	\$1,877.30	2.7936	30.86%
Sewer	95	CCF	\$245.13	\$0.00	\$245.13	2.5803	4.03%
Total Cost:			\$6,082.61	\$0.00	\$6,082.61		

For
**BURLESON
ELEMENTARY**



Filters: Cost Center Name Not Equal To DoNotReport; Billing Period Equal To 201109All Meter CodesAll Group Names

el paso

Energy CAP

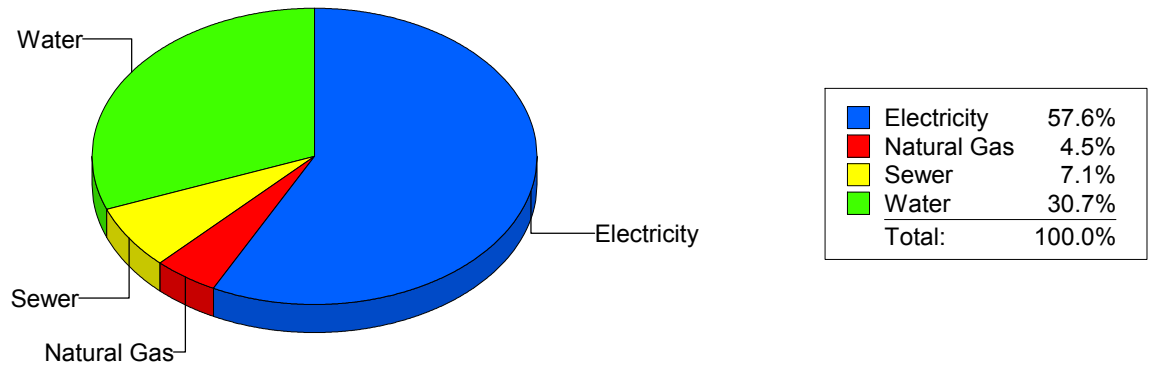
Cost Avoidance Program

Cost Summary Graph

Grouped by Energy Type

Energy Type	Use	Units	Meter Cost	Special Charges	Total Cost	Avg Unit Cost	% of Total Cost
Site: BURNET ELEMENTARY - BURNET ELEMENTARY							
Electricity	25,030	KWH	\$3,535.38	\$0.00	\$3,535.38	0.1412	57.61%
Natural Gas	317	CCF	\$277.92	\$0.00	\$277.92	0.8767	4.53%
Water	735	CCF	\$1,885.09	\$0.00	\$1,885.09	2.5647	30.72%
Sewer	247	CCF	\$438.17	\$0.00	\$438.17	1.7740	7.14%
Total Cost:			\$6,136.56	\$0.00	\$6,136.56		

For BURNET ELEMENTARY



Filters: Cost Center Name Not Equal To DoNotReport; Billing Period Equal To 201109All Meter CodesAll Group Names

elpaso

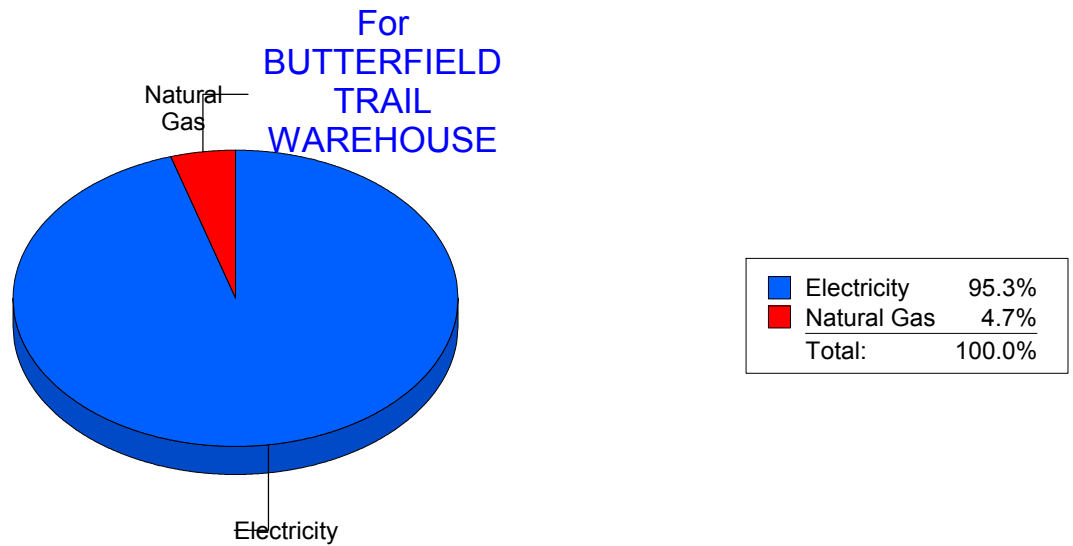
Energy CAP

Cost Avoidance Program

Cost Summary Graph

Grouped by Energy Type

Energy Type	Use	Units	Meter Cost	Special Charges	Total Cost	Avg Unit Cost	% of Total Cost
Site: BUTTERFIELDTRAILWAREHOUSE - BUTTERFIELD TRAIL WAREHOUSE							
Electricity	4,500	KWH	\$757.83	\$0.00	\$757.83	0.1684	95.29%
Natural Gas	1	CCF	\$37.47	\$0.00	\$37.47	37.4700	4.71%
Total Cost:			\$795.30	\$0.00	\$795.30		



Filters: Cost Center Name Not Equal To DoNotReport; Billing Period Equal To 201109All Meter CodesAll Group Names

el Paso

Energy CAP

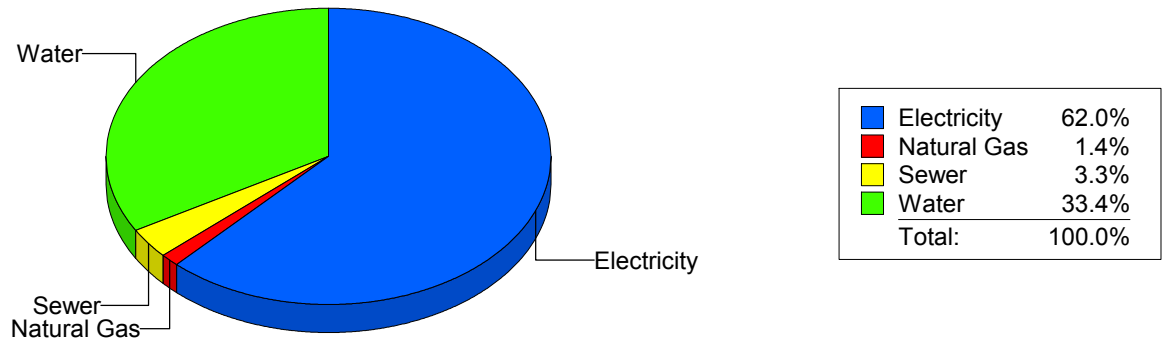
Cost Avoidance Program

Cost Summary Graph

Grouped by Energy Type

Energy Type	Use	Units	Meter Cost	Special Charges	Total Cost	Avg Unit Cost	% of Total Cost
Site: CANYON HILLS MIDDLE - CANYON HILLS MIDDLE							
Electricity	88,199	KWH	\$10,935.54	\$0.00	\$10,935.54	0.1240	61.98%
Natural Gas	325	CCF	\$247.72	\$0.00	\$247.72	0.7622	1.40%
Water	1,305	CCF	\$5,885.49	\$0.00	\$5,885.49	4.5100	33.35%
Sewer	120	CCF	\$576.30	\$0.00	\$576.30	4.8025	3.27%
Total Cost:			\$17,645.05	\$0.00	\$17,645.05		

For CANYON HILLS MIDDLE



Filters: Cost Center Name Not Equal To DoNotReport; Billing Period Equal To 201109All Meter CodesAll Group Names

elpaso

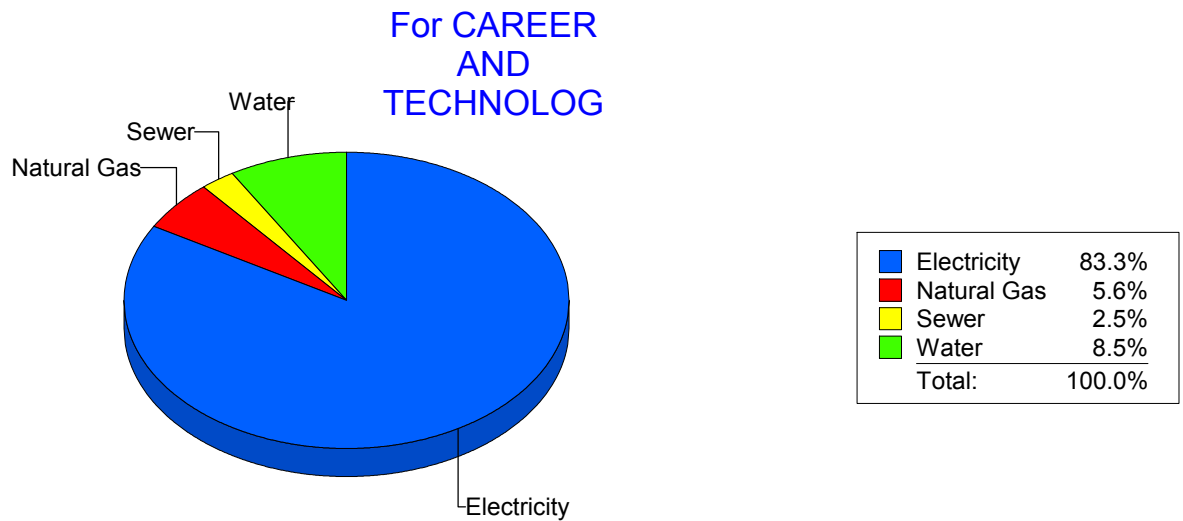
Energy CAP

Cost Avoidance Program

Cost Summary Graph

Grouped by Energy Type

Energy Type	Use	Units	Meter Cost	Special Charges	Total Cost	Avg Unit Cost	% of Total Cost
Site: CAREER AND TECHNOLOG - CAREER AND TECHNOLOG							
Electricity	104,145	KWH	\$12,884.08	\$0.00	\$12,884.08	0.1237	83.33%
Natural Gas	1,520	CCF	\$871.30	\$0.00	\$871.30	0.5732	5.64%
Water	450	CCF	\$1,314.18	\$0.00	\$1,314.18	2.9204	8.50%
Sewer	161	CCF	\$391.56	\$0.00	\$391.56	2.4320	2.53%
Total Cost:			\$15,461.12	\$0.00	\$15,461.12		



Filters: Cost Center Name Not Equal To DoNotReport; Billing Period Equal To 201109All Meter CodesAll Group Names

el paso

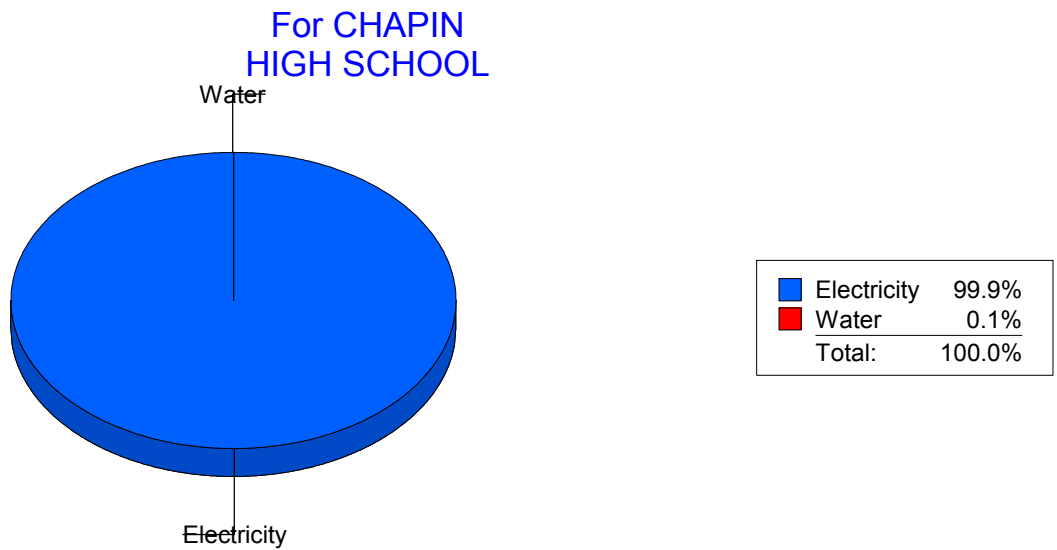
Energy CAP

Cost Avoidance Program

Cost Summary Graph

Grouped by Energy Type

Energy Type	Use	Units	Meter Cost	Special Charges	Total Cost	Avg Unit Cost	% of Total Cost
Site: CHAPIN HIGH SCHOOL - CHAPIN HIGH SCHOOL							
Electricity	319,425	KWH	\$37,751.90	\$0.00	\$37,751.90	0.1182	99.88%
Water	0	CCF	\$43.66	\$0.00	\$43.66	0.0000	0.12%
Total Cost:			\$37,795.56	\$0.00	\$37,795.56		



Filters: Cost Center Name Not Equal To DoNotReport; Billing Period Equal To 201109All Meter CodesAll Group Names

elpaso

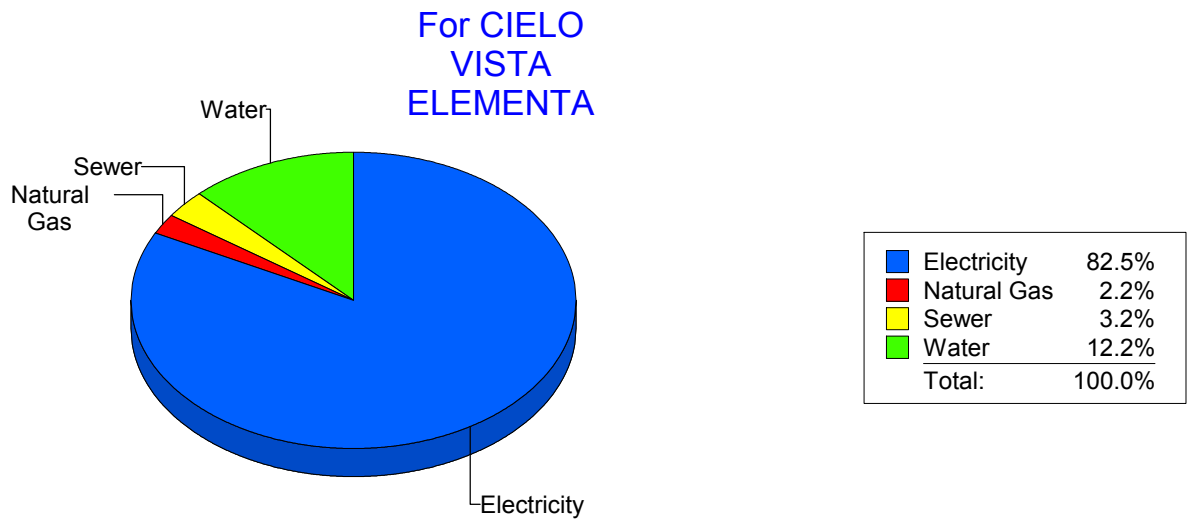
Energy CAP

Cost Avoidance Program

Cost Summary Graph

Grouped by Energy Type

Energy Type	Use	Units	Meter Cost	Special Charges	Total Cost	Avg Unit Cost	% of Total Cost
Site: CIELO VISTA ELEMENTA - CIELO VISTA ELEMENTA							
Electricity	57,680	KWH	\$8,024.80	\$0.00	\$8,024.80	0.1391	82.50%
Natural Gas	268	CCF	\$209.74	\$0.00	\$209.74	0.7826	2.16%
Water	568	CCF	\$1,186.20	\$0.00	\$1,186.20	2.0884	12.19%
Sewer	133	CCF	\$306.52	\$0.00	\$306.52	2.3047	3.15%
Total Cost:			\$9,727.26	\$0.00	\$9,727.26		



Filters: Cost Center Name Not Equal To DoNotReport; Billing Period Equal To 201109All Meter CodesAll Group Names

elpaso

Energy CAP

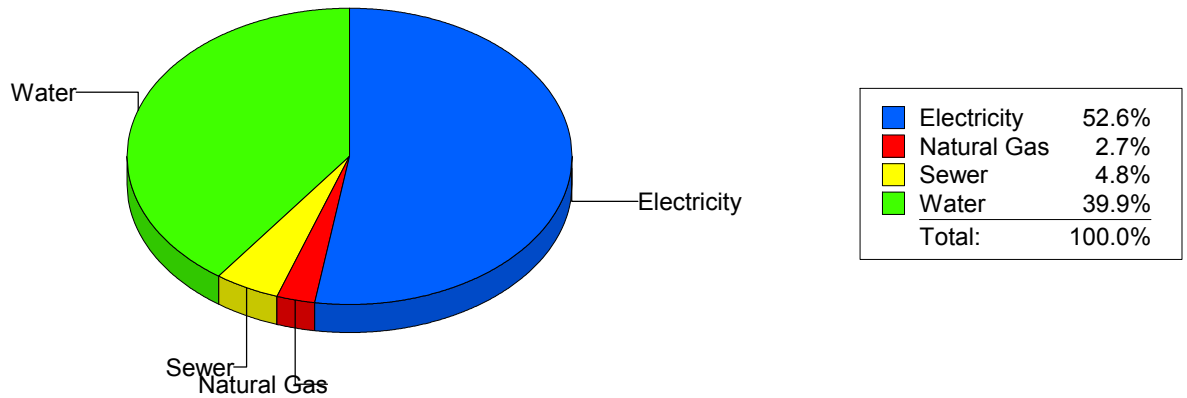
Cost Avoidance Program

Cost Summary Graph

Grouped by Energy Type

Energy Type	Use	Units	Meter Cost	Special Charges	Total Cost	Avg Unit Cost	% of Total Cost
Site: CLARDY ELEMENTARY SC - CLARDY ELEMENTARY SC							
Electricity	32,418	KWH	\$4,716.95	\$0.00	\$4,716.95	0.1455	52.61%
Natural Gas	309	CCF	\$238.59	\$0.00	\$238.59	0.7721	2.66%
Water	972	CCF	\$3,579.95	\$0.00	\$3,579.95	3.6831	39.93%
Sewer	181	CCF	\$429.72	\$0.00	\$429.72	2.3741	4.79%
Total Cost:			\$8,965.21	\$0.00	\$8,965.21		

For CLARDY
ELEMENTARY
SC



Filters: Cost Center Name Not Equal To DoNotReport; Billing Period Equal To 201109All Meter CodesAll Group Names

elpaso

Energy CAP

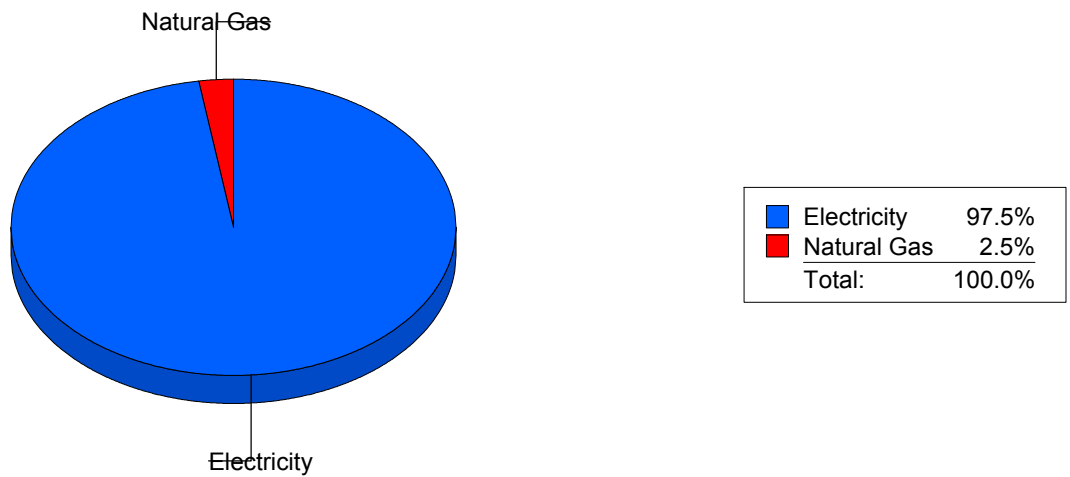
Cost Avoidance Program

Cost Summary Graph

Grouped by Energy Type

Energy Type	Use	Units	Meter Cost	Special Charges	Total Cost	Avg Unit Cost	% of Total Cost
Site: CLENDININ - CLENDININ							
Electricity	64,500	KWH	\$8,797.24	\$0.00	\$8,797.24	0.1364	97.50%
Natural Gas	351	CCF	\$225.52	\$0.00	\$225.52	0.6425	2.50%
Total Cost:			\$9,022.76	\$0.00	\$9,022.76		

For CLENDININ



Filters: Cost Center Name Not Equal To DoNotReport; Billing Period Equal To 201109All Meter CodesAll Group Names

elpaso

Energy CAP

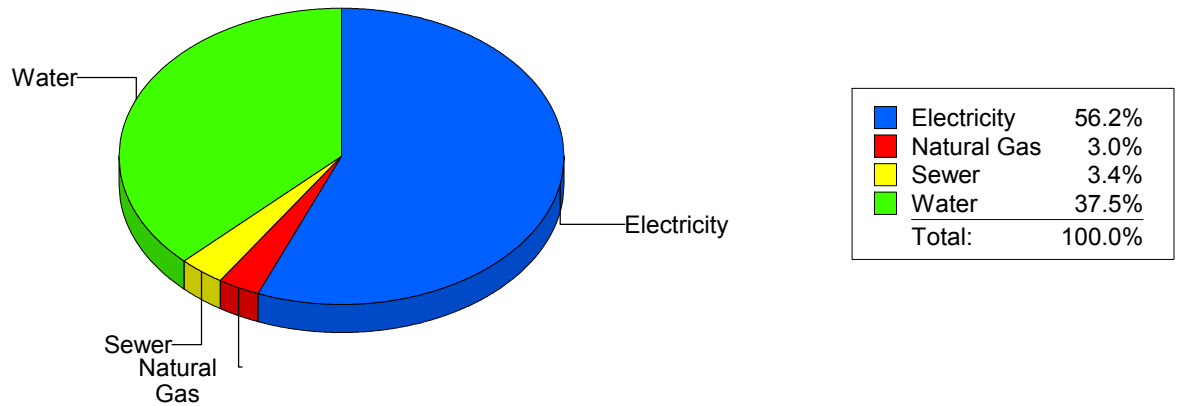
Cost Avoidance Program

Cost Summary Graph

Grouped by Energy Type

Energy Type	Use	Units	Meter Cost	Special Charges	Total Cost	Avg Unit Cost	% of Total Cost
Site: COLDWELL INTERMEDIAT - COLDWELL INTERMEDIAT							
Electricity	36,058	KWH	\$4,686.39	\$0.00	\$4,686.39	0.1300	56.19%
Natural Gas	260	CCF	\$247.67	\$0.00	\$247.67	0.9526	2.97%
Water	731	CCF	\$3,125.46	\$0.00	\$3,125.46	4.2756	37.47%
Sewer	84	CCF	\$280.64	\$0.00	\$280.64	3.3410	3.36%
Total Cost:			\$8,340.16	\$0.00	\$8,340.16		

For
COLDWELL
INTERMEDIAT



Filters: Cost Center Name Not Equal To DoNotReport; Billing Period Equal To 201109All Meter CodesAll Group Names

elpaso

Energy CAP

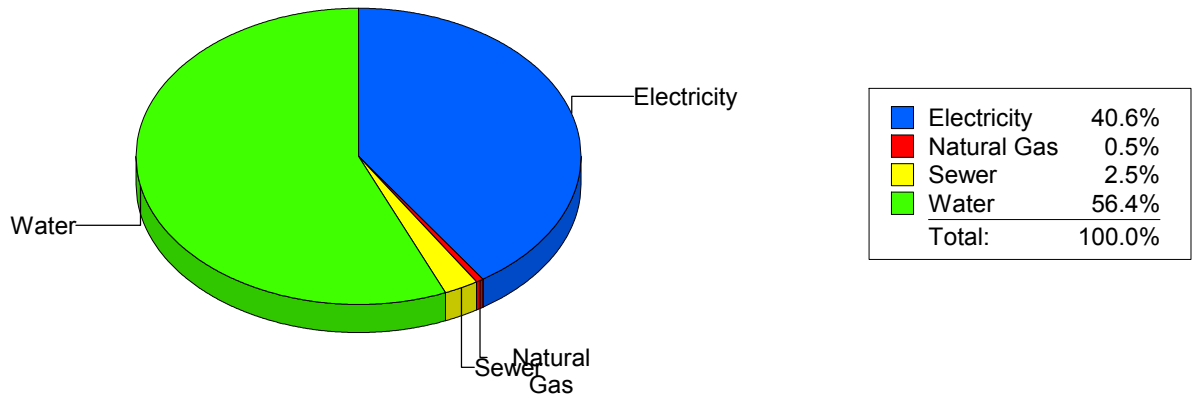
Cost Avoidance Program

Cost Summary Graph

Grouped by Energy Type

Energy Type	Use	Units	Meter Cost	Special Charges	Total Cost	Avg Unit Cost	% of Total Cost
Site: COLLINS ELEMENTARY - COLLINS ELEMENTARY							
Electricity	47,040	KWH	\$6,161.55	\$0.00	\$6,161.55	0.1310	40.59%
Natural Gas	2	CCF	\$74.95	\$0.00	\$74.95	37.4750	0.49%
Water	2,007	CCF	\$8,558.49	\$0.00	\$8,558.49	4.2643	56.37%
Sewer	196	CCF	\$386.53	\$0.00	\$386.53	1.9721	2.55%
Total Cost:			\$15,181.52	\$0.00	\$15,181.52		

For COLLINS ELEMENTARY



Filters: Cost Center Name Not Equal To DoNotReport; Billing Period Equal To 201109All Meter CodesAll Group Names

elpaso

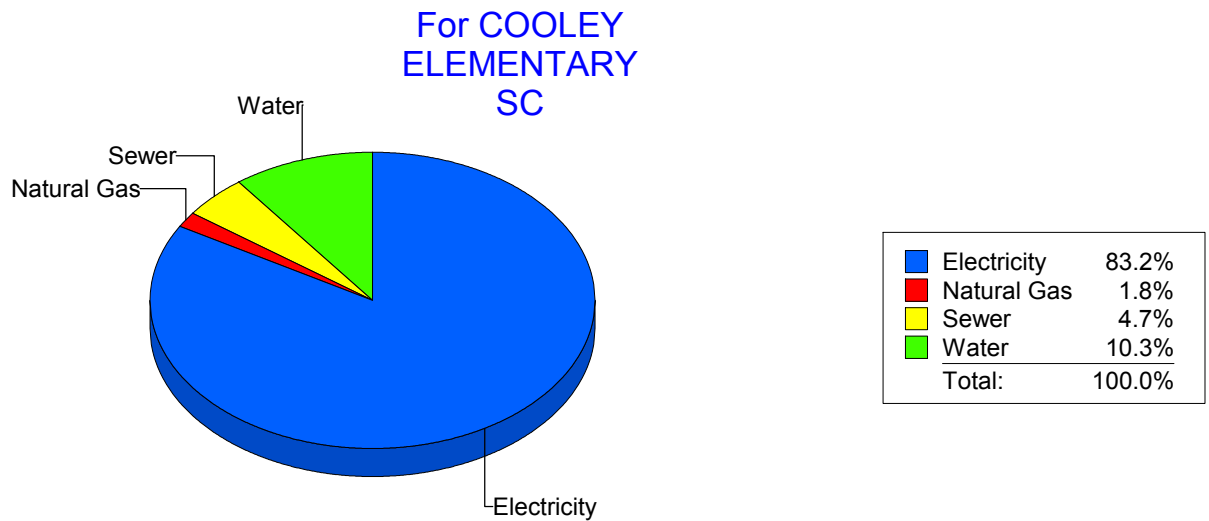
Energy CAP

Cost Avoidance Program

Cost Summary Graph

Grouped by Energy Type

Energy Type	Use	Units	Meter Cost	Special Charges	Total Cost	Avg Unit Cost	% of Total Cost
Site: COOLEY ELEMENTARY SC - COOLEY ELEMENTARY SC							
Electricity	86,800	KWH	\$11,532.31	\$0.00	\$11,532.31	0.1329	83.22%
Natural Gas	335	CCF	\$253.43	\$0.00	\$253.43	0.7565	1.83%
Water	377	CCF	\$1,425.60	\$0.00	\$1,425.60	3.7814	10.29%
Sewer	215	CCF	\$646.86	\$0.00	\$646.86	3.0087	4.67%
Total Cost:			\$13,858.20	\$0.00	\$13,858.20		



Filters: Cost Center Name Not Equal To DoNotReport; Billing Period Equal To 201109All Meter CodesAll Group Names

el paso

Energy CAP

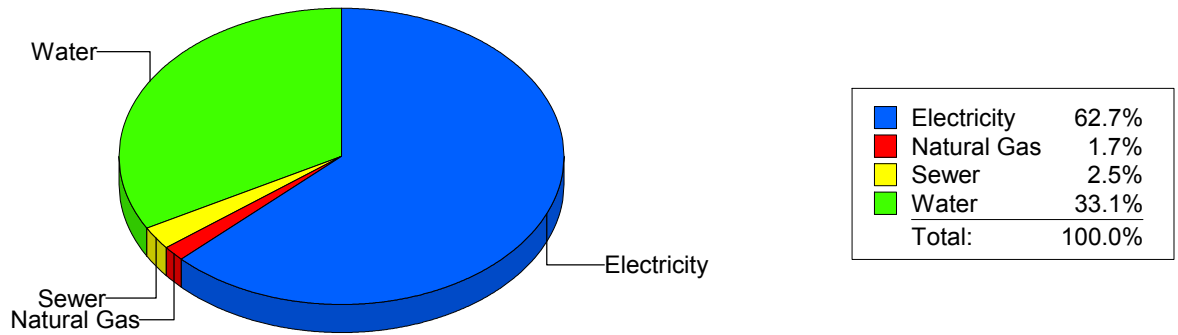
Cost Avoidance Program

Cost Summary Graph

Grouped by Energy Type

Energy Type	Use	Units	Meter Cost	Special Charges	Total Cost	Avg Unit Cost	% of Total Cost
Site: CORONADO HIGH SCHOOL - CORONADO HIGH SCHOOL							
Electricity	277,570	KWH	\$35,328.93	\$0.00	\$35,328.93	0.1273	62.74%
Natural Gas	1,559	CCF	\$963.80	\$0.00	\$963.80	0.6182	1.71%
Water	6,387	CCF	\$18,611.97	\$0.00	\$18,611.97	2.9140	33.05%
Sewer	872	CCF	\$1,401.85	\$0.00	\$1,401.85	1.6076	2.49%
Total Cost:			\$56,306.55	\$0.00	\$56,306.55		

For
CORONADO
HIGH SCHOOL



Filters: Cost Center Name Not Equal To DoNotReport; Billing Period Equal To 201109All Meter CodesAll Group Names

elpaso

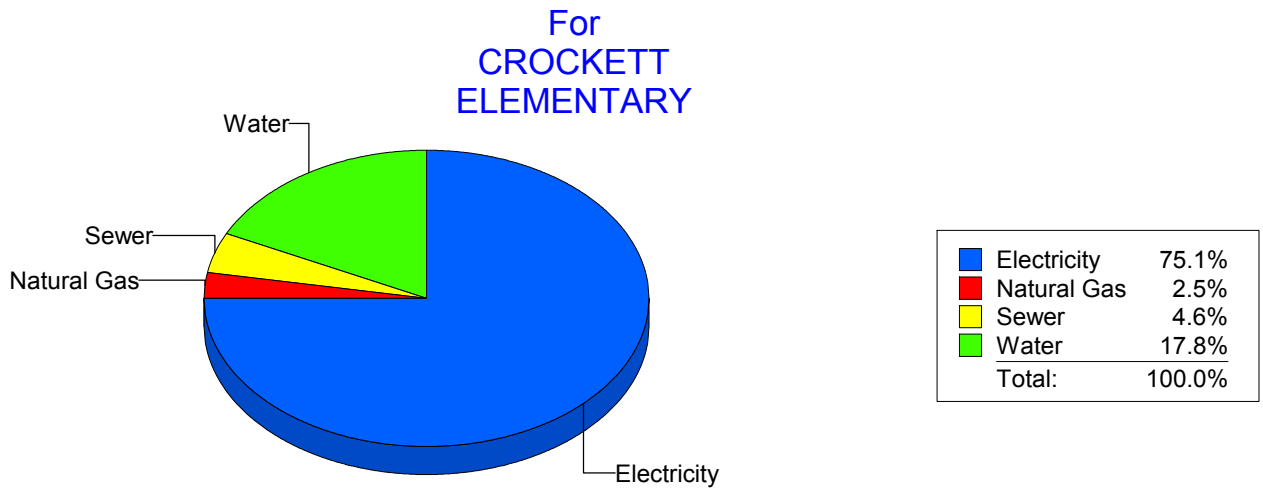
Energy CAP

Cost Avoidance Program

Cost Summary Graph

Grouped by Energy Type

Energy Type	Use	Units	Meter Cost	Special Charges	Total Cost	Avg Unit Cost	% of Total Cost
Site: CROCKETT - CROCKETT ELEMENTARY							
Electricity	38,800	KWH	\$4,969.11	\$0.00	\$4,969.11	0.1281	75.13%
Natural Gas	249	CCF	\$167.37	\$0.00	\$167.37	0.6722	2.53%
Water	411	CCF	\$1,174.82	\$0.00	\$1,174.82	2.8584	17.76%
Sewer	140	CCF	\$302.28	\$0.00	\$302.28	2.1591	4.57%
Total Cost:			\$6,613.58	\$0.00	\$6,613.58		



Filters: Cost Center Name Not Equal To DoNotReport; Billing Period Equal To 201109All Meter CodesAll Group Names

elpaso

Energy CAP

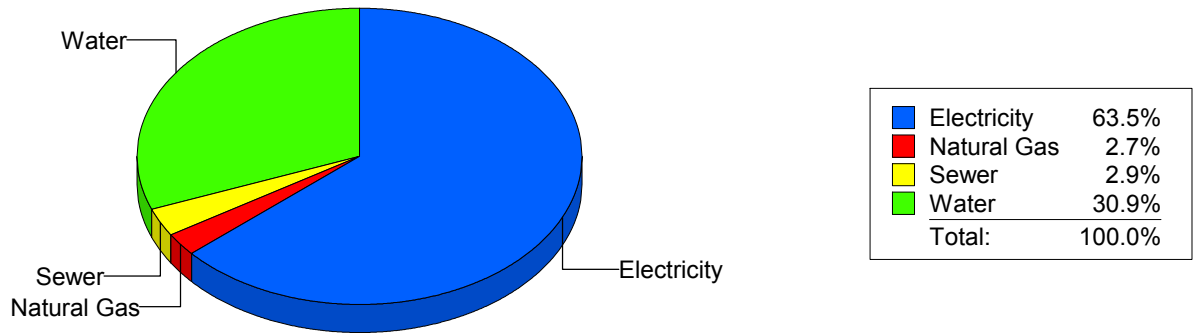
Cost Avoidance Program

Cost Summary Graph

Grouped by Energy Type

Energy Type	Use	Units	Meter Cost	Special Charges	Total Cost	Avg Unit Cost	% of Total Cost
Site: CROSBY ELEMENTARY - CROSBY ELEMENTARY							
Electricity	37,814	KWH	\$5,007.51	\$0.00	\$5,007.51	0.1324	63.53%
Natural Gas	264	CCF	\$212.93	\$0.00	\$212.93	0.8066	2.70%
Water	598	CCF	\$2,435.21	\$0.00	\$2,435.21	4.0723	30.90%
Sewer	80	CCF	\$226.08	\$0.00	\$226.08	2.8260	2.87%
Total Cost:			\$7,881.73	\$0.00	\$7,881.73		

For CROSBY ELEMENTARY



Filters: Cost Center Name Not Equal To DoNotReport; Billing Period Equal To 201109All Meter CodesAll Group Names

elpaso

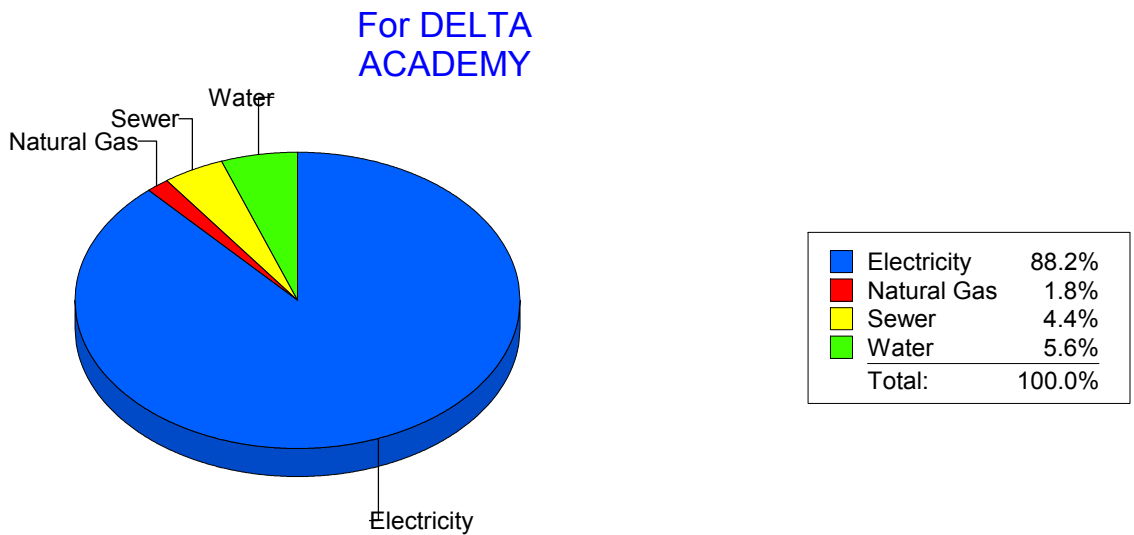
Energy CAP

Cost Avoidance Program

Cost Summary Graph

Grouped by Energy Type

Energy Type	Use	Units	Meter Cost	Special Charges	Total Cost	Avg Unit Cost	% of Total Cost
Site: DELTA ACADEMY - DELTA ACADEMY							
Electricity	6,099	KWH	\$616.55	\$0.00	\$616.55	0.1011	88.20%
Natural Gas	21	CCF	\$12.27	\$0.00	\$12.27	0.5843	1.76%
Water	14	CCF	\$39.41	\$0.00	\$39.41	2.8150	5.64%
Sewer	12	CCF	\$30.84	\$0.00	\$30.84	2.5700	4.41%
Total Cost:			\$699.07	\$0.00	\$699.07		



Filters: Cost Center Name Not Equal To DoNotReport; Billing Period Equal To 201109All Meter CodesAll Group Names

el Paso

Energy CAP

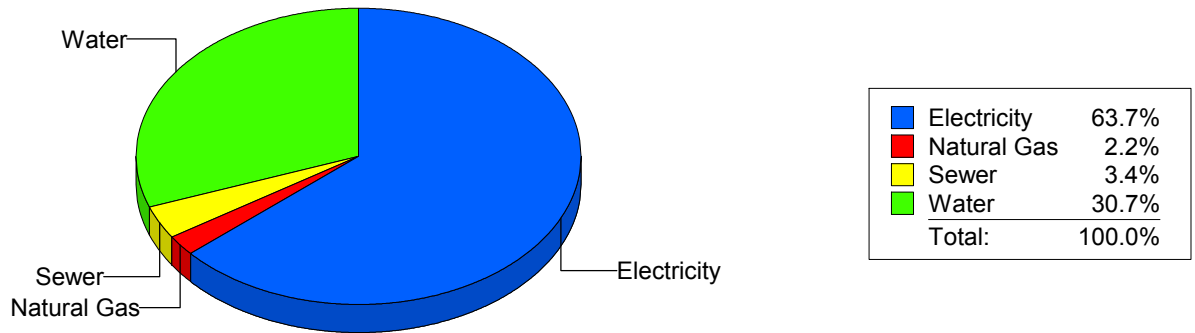
Cost Avoidance Program

Cost Summary Graph

Grouped by Energy Type

Energy Type	Use	Units	Meter Cost	Special Charges	Total Cost	Avg Unit Cost	% of Total Cost
Site: DOUGLASS ELEMENTARY - DOUGLASS ELEMENTARY							
Electricity	42,031	KWH	\$5,408.55	\$0.00	\$5,408.55	0.1287	63.71%
Natural Gas	220	CCF	\$186.91	\$0.00	\$186.91	0.8496	2.20%
Water	654	CCF	\$2,604.72	\$0.00	\$2,604.72	3.9828	30.68%
Sewer	93	CCF	\$289.79	\$0.00	\$289.79	3.1160	3.41%
Total Cost:			\$8,489.97	\$0.00	\$8,489.97		

For
DOUGLASS
ELEMENTARY



Filters: Cost Center Name Not Equal To DoNotReport; Billing Period Equal To 201109All Meter CodesAll Group Names

elpaso

Energy CAP

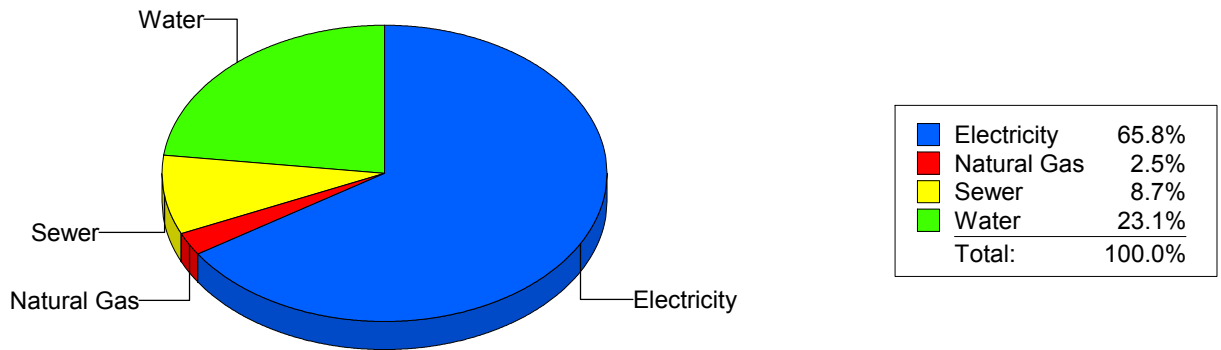
Cost Avoidance Program

Cost Summary Graph

Grouped by Energy Type

Energy Type	Use	Units	Meter Cost	Special Charges	Total Cost	Avg Unit Cost	% of Total Cost
Site: DOWELL ELEMENTARY - DOWELL ELEMENTARY							
Electricity	27,390	KWH	\$3,909.54	\$0.00	\$3,909.54	0.1427	65.78%
Natural Gas	217	CCF	\$149.04	\$0.00	\$149.04	0.6868	2.51%
Water	737	CCF	\$1,370.79	\$0.00	\$1,370.79	1.8600	23.06%
Sewer	366	CCF	\$514.30	\$0.00	\$514.30	1.4052	8.65%
Total Cost:			\$5,943.67	\$0.00	\$5,943.67		

For DOWELL ELEMENTARY



Filters: Cost Center Name Not Equal To DoNotReport; Billing Period Equal To 201109All Meter CodesAll Group Names

el paso

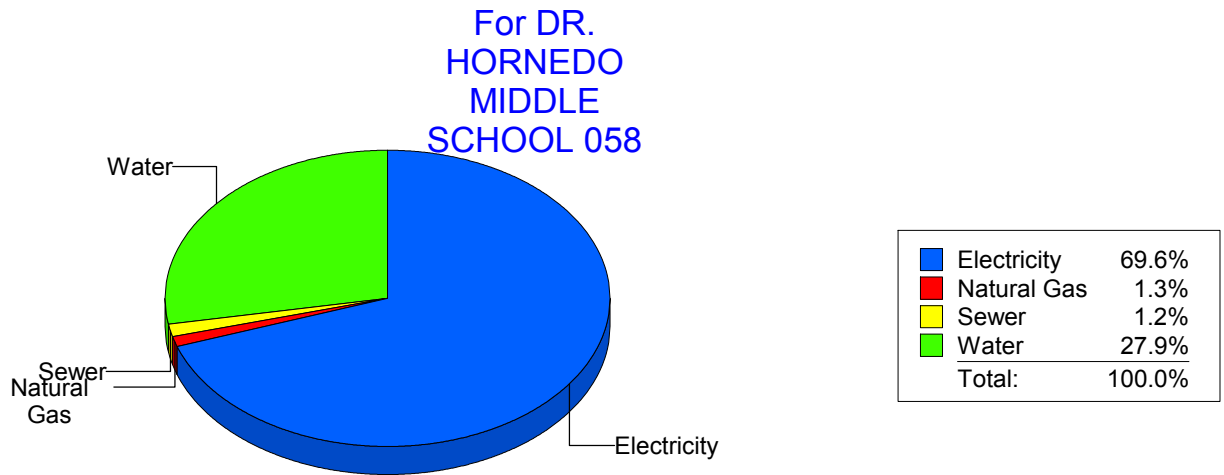
Energy CAP

Cost Avoidance Program

Cost Summary Graph

Grouped by Energy Type

Energy Type	Use	Units	Meter Cost	Special Charges	Total Cost	Avg Unit Cost	% of Total Cost
Site: DRHORNEDOMIDDLESCHOOL - DR. HORNEDO MIDDLE SCHOOL 058							
Electricity	127,800	KWH	\$20,302.24	\$0.00	\$20,302.24	0.1589	69.61%
Natural Gas	613	CCF	\$372.63	\$0.00	\$372.63	0.6079	1.28%
Water	2,412	CCF	\$8,142.27	\$0.00	\$8,142.27	3.3757	27.92%
Sewer	108	CCF	\$349.11	\$0.00	\$349.11	3.2325	1.20%
Total Cost:			\$29,166.25	\$0.00	\$29,166.25		



Filters: Cost Center Name Not Equal To DoNotReport; Billing Period Equal To 201109All Meter CodesAll Group Names

elpaso

Energy CAP

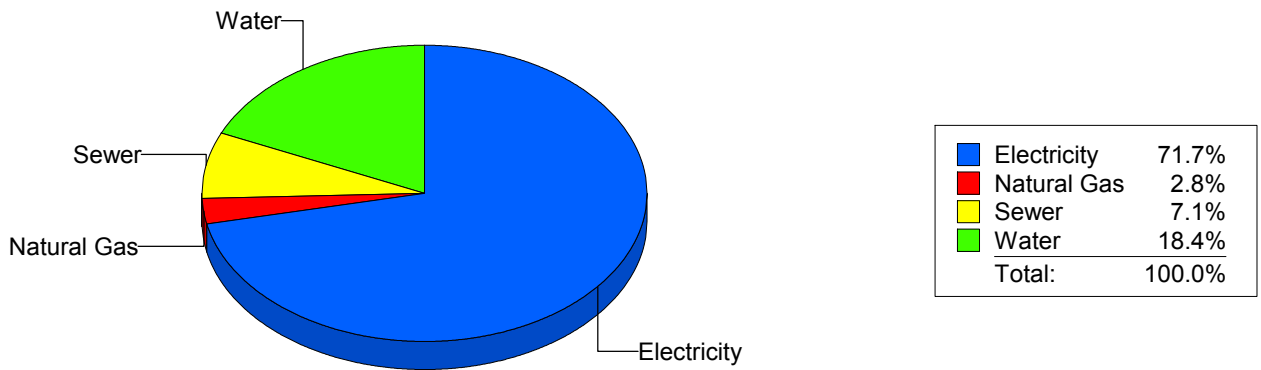
Cost Avoidance Program

Cost Summary Graph

Grouped by Energy Type

Energy Type	Use	Units	Meter Cost	Special Charges	Total Cost	Avg Unit Cost	% of Total Cost
Site: DR. L.A. NIXON ELEME - DR. L.A. NIXON ELEME							
Electricity	44,140	KWH	\$5,629.30	\$0.00	\$5,629.30	0.1275	71.68%
Natural Gas	275	CCF	\$219.21	\$0.00	\$219.21	0.7971	2.79%
Water	583	CCF	\$1,446.13	\$0.00	\$1,446.13	2.4805	18.41%
Sewer	244	CCF	\$559.21	\$0.00	\$559.21	2.2918	7.12%
Total Cost:			\$7,853.85	\$0.00	\$7,853.85		

For DR. L.A. NIXON ELEME



Filters: Cost Center Name Not Equal To DoNotReport; Billing Period Equal To 201109All Meter CodesAll Group Names

elpaso

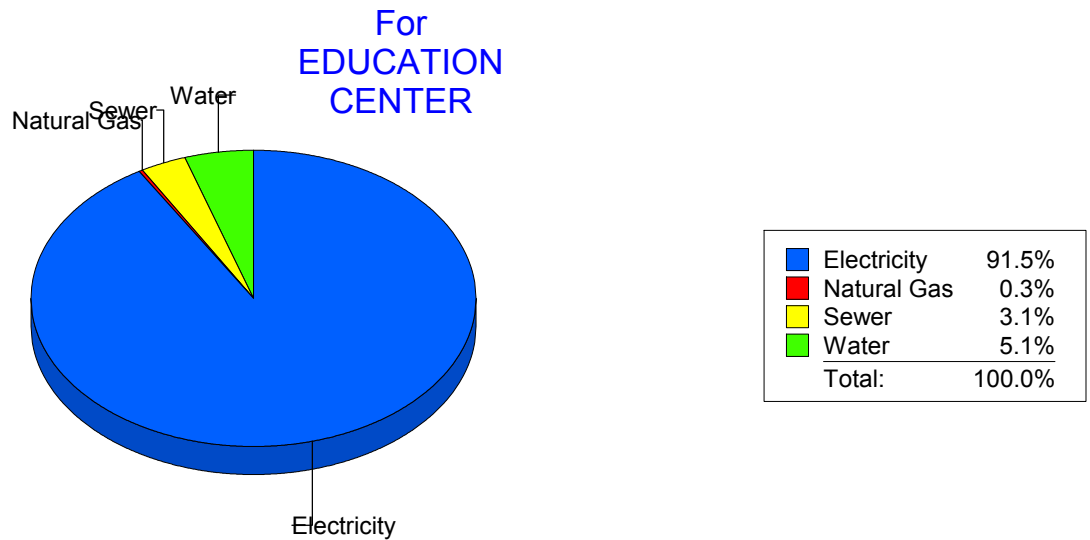
Energy CAP

Cost Avoidance Program

Cost Summary Graph

Grouped by Energy Type

Energy Type	Use	Units	Meter Cost	Special Charges	Total Cost	Avg Unit Cost	% of Total Cost
Site: EDUCATION CENTER - EDUCATION CENTER							
Electricity	306,146	KWH	\$35,186.99	\$0.00	\$35,186.99	0.1149	91.51%
Natural Gas	142	CCF	\$106.35	\$0.00	\$106.35	0.7489	0.28%
Water	840	CCF	\$1,947.43	\$0.00	\$1,947.43	2.3184	5.06%
Sewer	659	CCF	\$1,210.74	\$0.00	\$1,210.74	1.8372	3.15%
Total Cost:			\$38,451.51	\$0.00	\$38,451.51		



Filters: Cost Center Name Not Equal To DoNotReport; Billing Period Equal To 201109All Meter CodesAll Group Names

elpaso

Energy CAP

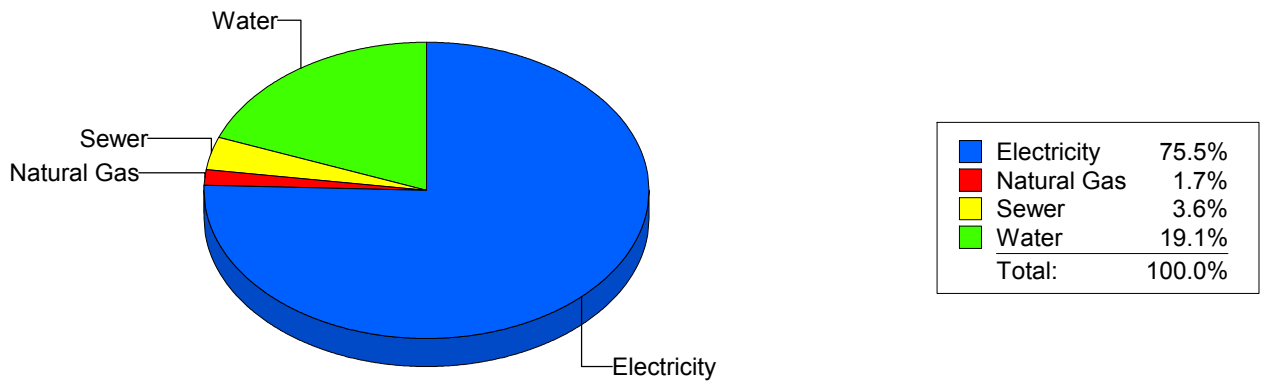
Cost Avoidance Program

Cost Summary Graph

Grouped by Energy Type

Energy Type	Use	Units	Meter Cost	Special Charges	Total Cost	Avg Unit Cost	% of Total Cost
Site: EL PASO HIGH SCHOOL - EL PASO HIGH SCHOOL							
Electricity	186,800	KWH	\$24,504.88	\$0.00	\$24,504.88	0.1312	75.50%
Natural Gas	689	CCF	\$566.56	\$0.00	\$566.56	0.8223	1.75%
Water	2,042	CCF	\$6,205.77	\$0.00	\$6,205.77	3.0391	19.12%
Sewer	604	CCF	\$1,178.88	\$0.00	\$1,178.88	1.9518	3.63%
Total Cost:			\$32,456.09	\$0.00	\$32,456.09		

For EL PASO HIGH SCHOOL



Filters: Cost Center Name Not Equal To DoNotReport; Billing Period Equal To 201109All Meter CodesAll Group Names

el paso

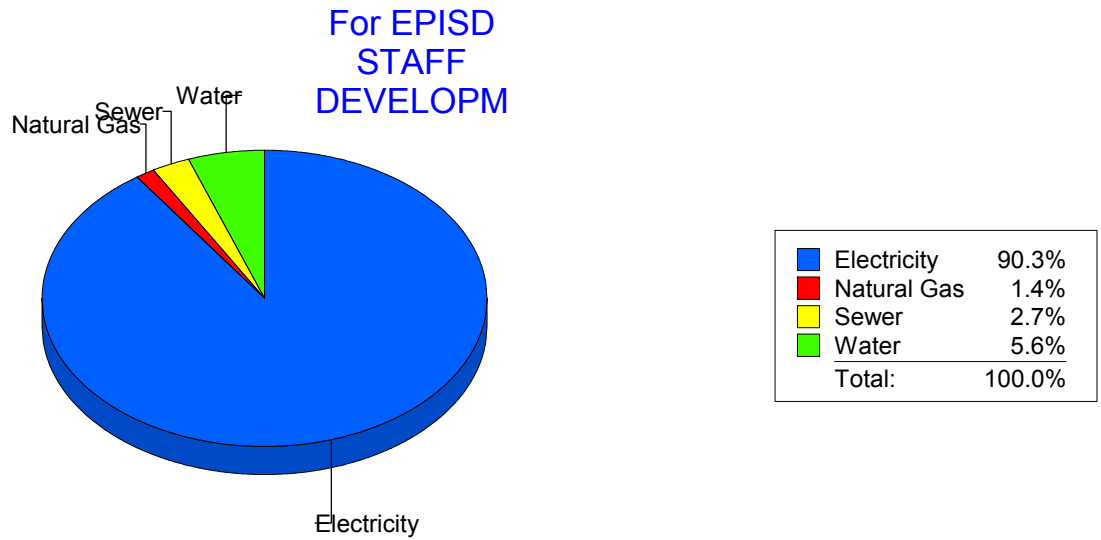
Energy CAP

Cost Avoidance Program

Cost Summary Graph

Grouped by Energy Type

Energy Type	Use	Units	Meter Cost	Special Charges	Total Cost	Avg Unit Cost	% of Total Cost
Site: EPISD STAFF DEVELOPM - EPISD STAFF DEVELOPM							
Electricity	21,720	KWH	\$2,821.97	\$0.00	\$2,821.97	0.1299	90.32%
Natural Gas	18	CCF	\$45.19	\$0.00	\$45.19	2.5106	1.45%
Water	58	CCF	\$173.59	\$0.00	\$173.59	2.9929	5.56%
Sewer	27	CCF	\$83.77	\$0.00	\$83.77	3.1026	2.68%
Total Cost:			\$3,124.52	\$0.00	\$3,124.52		



Filters: Cost Center Name Not Equal To DoNotReport; Billing Period Equal To 201109All Meter CodesAll Group Names

elpaso

Energy CAP

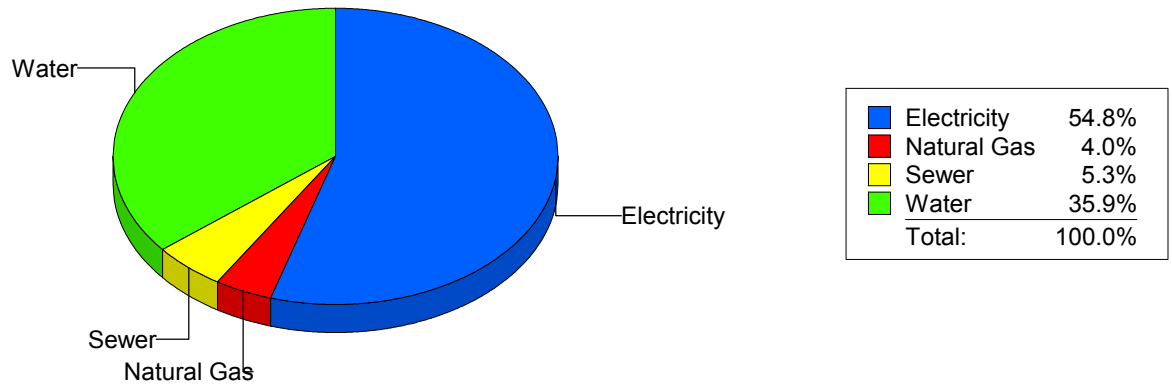
Cost Avoidance Program

Cost Summary Graph

Grouped by Energy Type

Energy Type	Use	Units	Meter Cost	Special Charges	Total Cost	Avg Unit Cost	% of Total Cost
Site: FANNIN ELEMENTARY - FANNIN ELEMENTARY							
Electricity	31,013	KWH	\$4,257.26	\$0.00	\$4,257.26	0.1373	54.84%
Natural Gas	374	CCF	\$310.83	\$0.00	\$310.83	0.8311	4.00%
Water	1,092	CCF	\$2,786.17	\$0.00	\$2,786.17	2.5514	35.89%
Sewer	165	CCF	\$409.40	\$0.00	\$409.40	2.4812	5.27%
Total Cost:			\$7,763.66	\$0.00	\$7,763.66		

For FANNIN ELEMENTARY



Filters: Cost Center Name Not Equal To DoNotReport; Billing Period Equal To 201109All Meter CodesAll Group Names

el Paso

Energy CAP

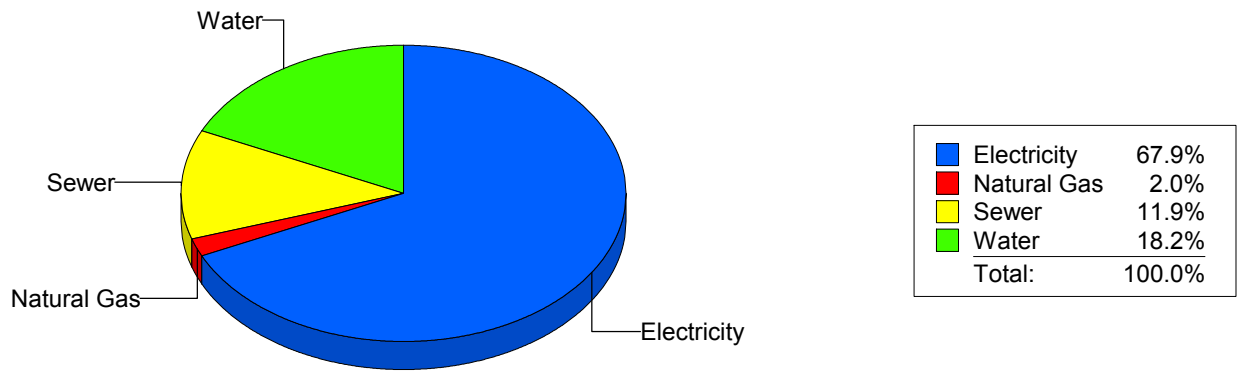
Cost Avoidance Program

Cost Summary Graph

Grouped by Energy Type

Energy Type	Use	Units	Meter Cost	Special Charges	Total Cost	Avg Unit Cost	% of Total Cost
Site: FINE ARTS/MULTIMEDIA - FINE ARTS/MULTIMEDIA							
Electricity	10,747	KWH	\$1,438.05	\$0.00	\$1,438.05	0.1338	67.92%
Natural Gas	11	CCF	\$42.01	\$0.00	\$42.01	3.8191	1.98%
Water	222	CCF	\$384.53	\$0.00	\$384.53	1.7321	18.16%
Sewer	150	CCF	\$252.74	\$0.00	\$252.74	1.6849	11.94%
Total Cost:			\$2,117.33	\$0.00	\$2,117.33		

For FINE ARTS/MULTIMEDIA



Filters: Cost Center Name Not Equal To DoNotReport; Billing Period Equal To 201109All Meter CodesAll Group Names

elpaso

Energy CAP

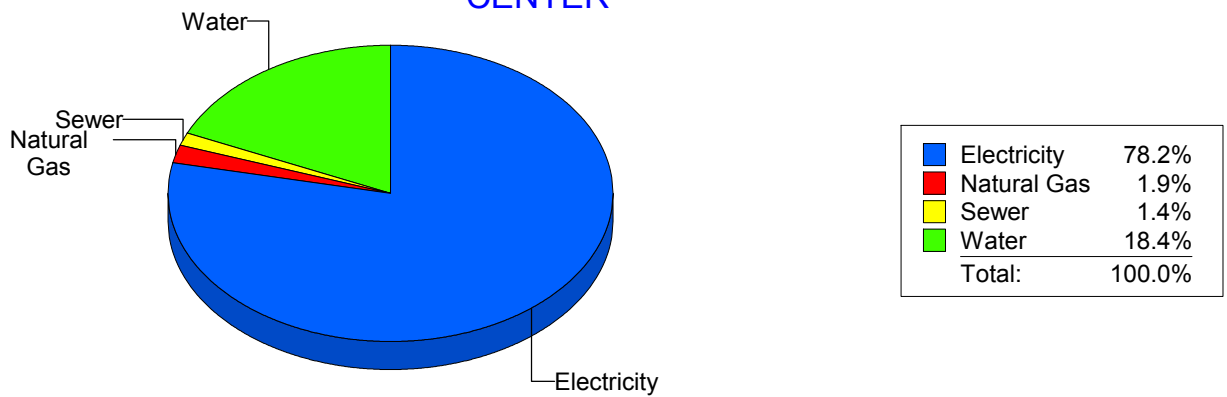
Cost Avoidance Program

Cost Summary Graph

Grouped by Energy Type

Energy Type	Use	Units	Meter Cost	Special Charges	Total Cost	Avg Unit Cost	% of Total Cost
Site: FRANKLIN9THGRADECENTER - FRANKLIN 9TH GRADE CENTER							
Electricity	162,000	KWH	\$18,816.07	\$0.00	\$18,816.07	0.1161	78.22%
Natural Gas	778	CCF	\$463.34	\$0.00	\$463.34	0.5956	1.93%
Water	2,864	CCF	\$4,436.37	\$0.00	\$4,436.37	1.5490	18.44%
Sewer	100	CCF	\$338.95	\$0.00	\$338.95	3.3895	1.41%
Total Cost:			\$24,054.73	\$0.00	\$24,054.73		

For FRANKLIN
9TH GRADE
CENTER



Filters: Cost Center Name Not Equal To DoNotReport; Billing Period Equal To 201109All Meter CodesAll Group Names

elpaso

Energy CAP

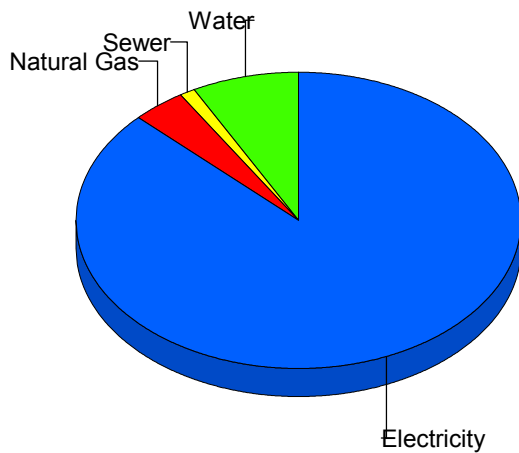
Cost Avoidance Program

Cost Summary Graph

Grouped by Energy Type

Energy Type	Use	Units	Meter Cost	Special Charges	Total Cost	Avg Unit Cost	% of Total Cost
Site: FRANKLIN HIGH SCHOOL - FRANKLIN HIGH SCHOOL							
Electricity	364,455	KWH	\$40,514.80	\$0.00	\$40,514.80	0.1112	87.11%
Natural Gas	3,166	CCF	\$1,806.12	\$0.00	\$1,806.12	0.5705	3.88%
Water	1,152	CCF	\$3,587.77	\$0.00	\$3,587.77	3.1144	7.71%
Sewer	307	CCF	\$601.84	\$0.00	\$601.84	1.9604	1.29%
Total Cost:			\$46,510.53	\$0.00	\$46,510.53		

For FRANKLIN HIGH SCHOOL



Electricity	87.1%
Natural Gas	3.9%
Sewer	1.3%
Water	7.7%
Total:	100.0%

Filters: Cost Center Name Not Equal To DoNotReport; Billing Period Equal To 201109All Meter CodesAll Group Names

el Paso

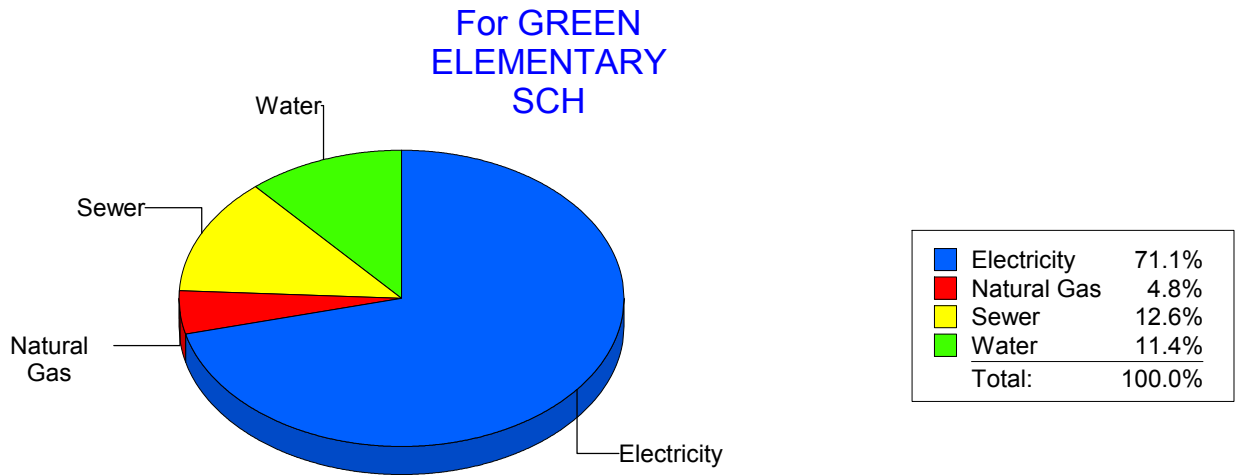
Energy CAP

Cost Avoidance Program

Cost Summary Graph

Grouped by Energy Type

Energy Type	Use	Units	Meter Cost	Special Charges	Total Cost	Avg Unit Cost	% of Total Cost
Site: GREEN ELEMENTARY SCH - GREEN ELEMENTARY SCH							
Electricity	35,400	KWH	\$4,622.14	\$0.00	\$4,622.14	0.1306	71.10%
Natural Gas	440	CCF	\$313.30	\$0.00	\$313.30	0.7120	4.82%
Water	307	CCF	\$743.47	\$0.00	\$743.47	2.4217	11.44%
Sewer	431	CCF	\$821.56	\$0.00	\$821.56	1.9062	12.64%
Total Cost:			\$6,500.47	\$0.00	\$6,500.47		



Filters: Cost Center Name Not Equal To DoNotReport; Billing Period Equal To 201109All Meter CodesAll Group Names

elpaso

Energy CAP

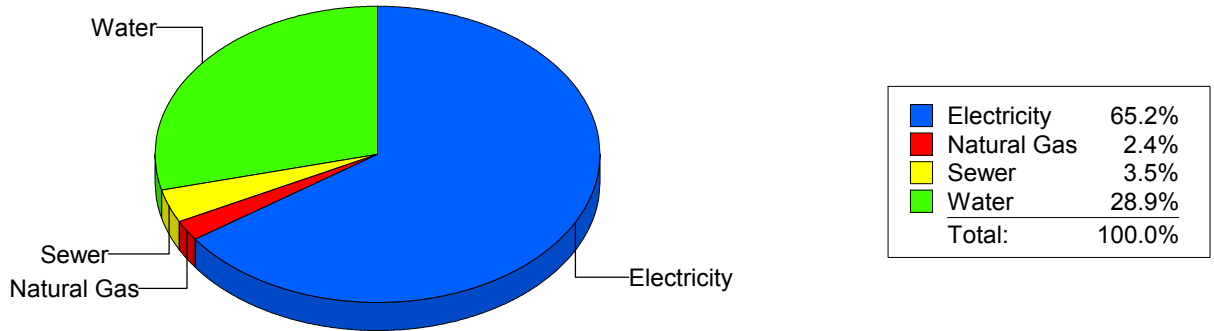
Cost Avoidance Program

Cost Summary Graph

Grouped by Energy Type

Energy Type	Use	Units	Meter Cost	Special Charges	Total Cost	Avg Unit Cost	% of Total Cost
Site: GUILLEN MIDDLE SCHOO - GUILLEN MIDDLE SCHOO							
Electricity	97,559	KWH	\$11,461.26	\$0.00	\$11,461.26	0.1175	65.21%
Natural Gas	632	CCF	\$419.60	\$0.00	\$419.60	0.6639	2.39%
Water	1,716	CCF	\$5,075.94	\$0.00	\$5,075.94	2.9580	28.88%
Sewer	331	CCF	\$620.22	\$0.00	\$620.22	1.8738	3.53%
Total Cost:			\$17,577.02	\$0.00	\$17,577.02		

For GUILLEN MIDDLE SCHOO



Filters: Cost Center Name Not Equal To DoNotReport; Billing Period Equal To 201109All Meter CodesAll Group Names

elpaso

Energy CAP

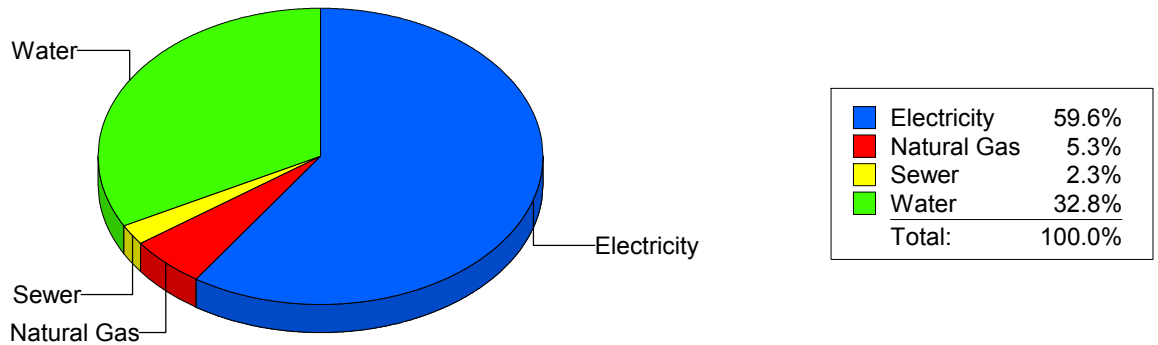
Cost Avoidance Program

Cost Summary Graph

Grouped by Energy Type

Energy Type	Use	Units	Meter Cost	Special Charges	Total Cost	Avg Unit Cost	% of Total Cost
Site: H.E. CHARLES MIDDLE - H.E. CHARLES MIDDLE							
Electricity	118,365	KWH	\$13,450.26	\$0.00	\$13,450.26	0.1136	59.56%
Natural Gas	2,065	CCF	\$1,207.97	\$0.00	\$1,207.97	0.5850	5.35%
Water	1,832	CCF	\$7,412.84	\$0.00	\$7,412.84	4.0463	32.83%
Sewer	235	CCF	\$510.40	\$0.00	\$510.40	2.1719	2.26%
Total Cost:			\$22,581.47	\$0.00	\$22,581.47		

For H.E. CHARLES MIDDLE



Filters: Cost Center Name Not Equal To DoNotReport; Billing Period Equal To 201109All Meter CodesAll Group Names

elpaso

Energy CAP

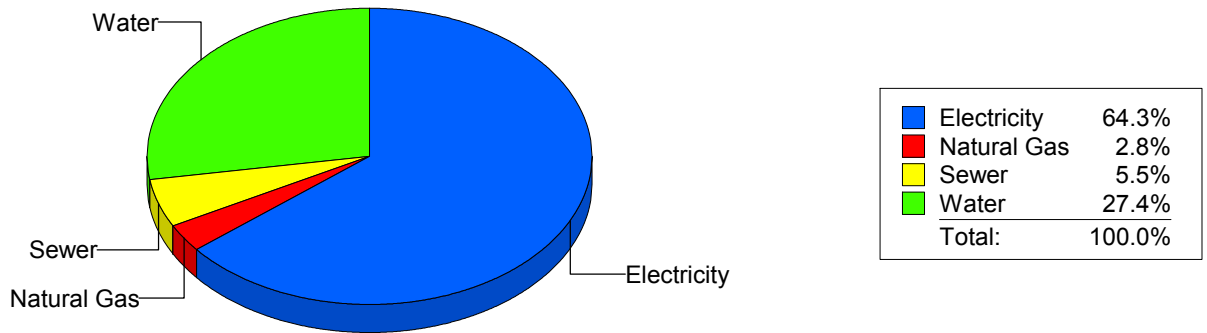
Cost Avoidance Program

Cost Summary Graph

Grouped by Energy Type

Energy Type	Use	Units	Meter Cost	Special Charges	Total Cost	Avg Unit Cost	% of Total Cost
Site: HART ELEMENTARY SCHO - HART ELEMENTARY SCHO							
Electricity	25,943	KWH	\$3,615.58	\$0.00	\$3,615.58	0.1394	64.30%
Natural Gas	231	CCF	\$157.09	\$0.00	\$157.09	0.6800	2.79%
Water	476	CCF	\$1,539.82	\$0.00	\$1,539.82	3.2349	27.39%
Sewer	128	CCF	\$310.28	\$0.00	\$310.28	2.4241	5.52%
Total Cost:			\$5,622.77	\$0.00	\$5,622.77		

For HART
ELEMENTARY
SCHO



Filters: Cost Center Name Not Equal To DoNotReport; Billing Period Equal To 201109All Meter CodesAll Group Names

el paso

Energy CAP

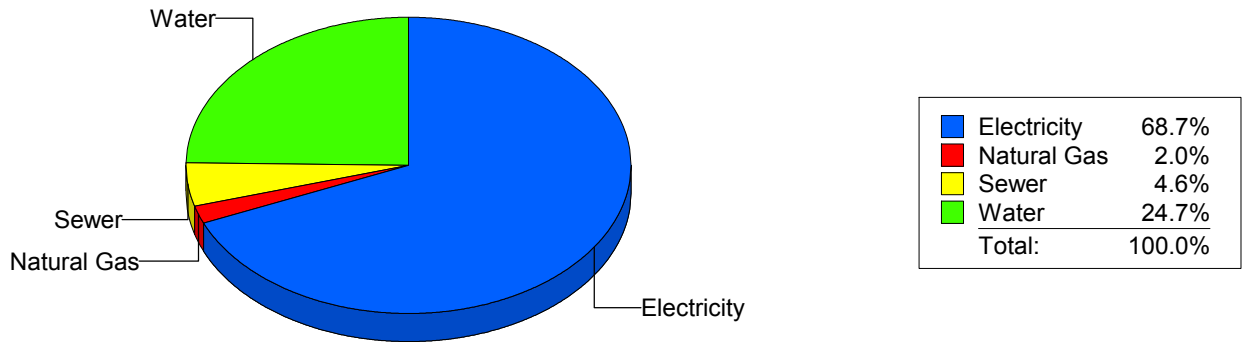
Cost Avoidance Program

Cost Summary Graph

Grouped by Energy Type

Energy Type	Use	Units	Meter Cost	Special Charges	Total Cost	Avg Unit Cost	% of Total Cost
Site: HAWKINS ELEMENTARY S - HAWKINS ELEMENTARY S							
Electricity	24,811	KWH	\$3,166.65	\$0.00	\$3,166.65	0.1276	68.67%
Natural Gas	117	CCF	\$92.09	\$0.00	\$92.09	0.7871	2.00%
Water	311	CCF	\$1,139.25	\$0.00	\$1,139.25	3.6632	24.71%
Sewer	70	CCF	\$213.38	\$0.00	\$213.38	3.0483	4.63%
Total Cost:			\$4,611.37	\$0.00	\$4,611.37		

For HAWKINS
ELEMENTARY
S



Filters: Cost Center Name Not Equal To DoNotReport; Billing Period Equal To 201109All Meter CodesAll Group Names

elpaso

Energy CAP

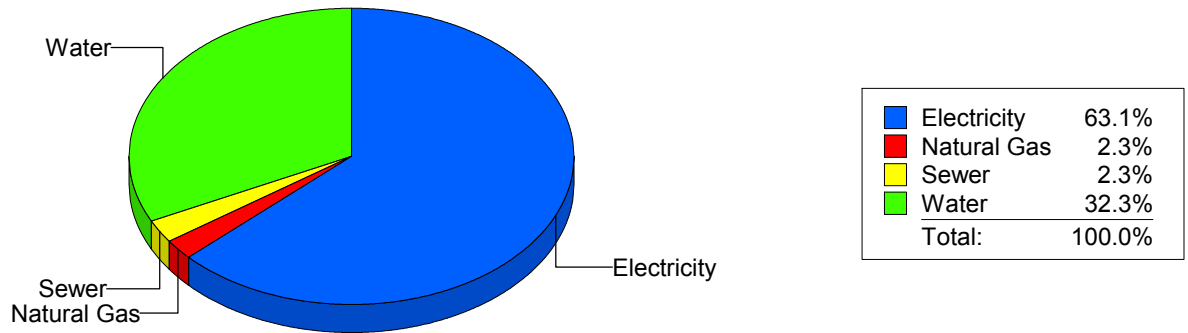
Cost Avoidance Program

Cost Summary Graph

Grouped by Energy Type

Energy Type	Use	Units	Meter Cost	Special Charges	Total Cost	Avg Unit Cost	% of Total Cost
Site: HENDERSON MIDDLE SCH - HENDERSON MIDDLE SCH							
Electricity	71,472	KWH	\$8,740.64	\$0.00	\$8,740.64	0.1223	63.13%
Natural Gas	509	CCF	\$315.44	\$0.00	\$315.44	0.6197	2.28%
Water	1,334	CCF	\$4,468.75	\$0.00	\$4,468.75	3.3499	32.27%
Sewer	204	CCF	\$321.32	\$0.00	\$321.32	1.5751	2.32%
Total Cost:			\$13,846.15	\$0.00	\$13,846.15		

For
HENDERSON
MIDDLE SCH



Filters: Cost Center Name Not Equal To DoNotReport; Billing Period Equal To 201109All Meter CodesAll Group Names

el paso

Energy CAP

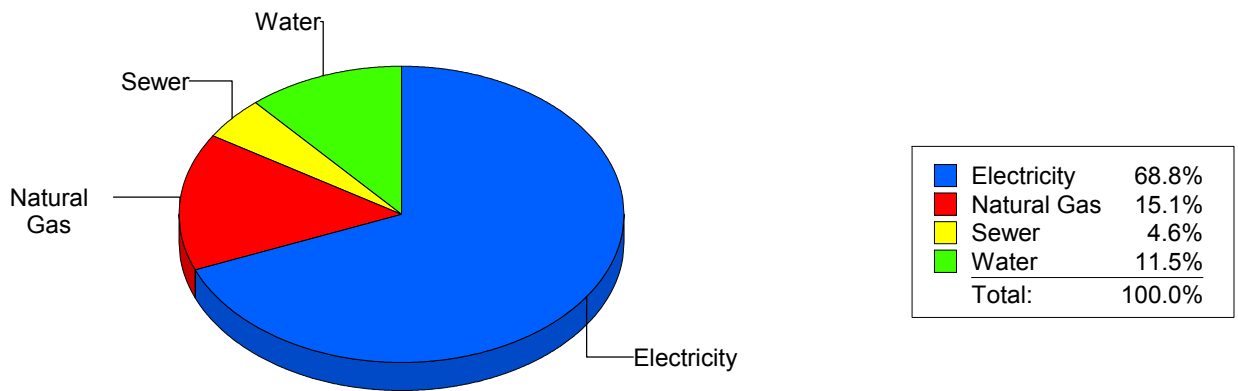
Cost Avoidance Program

Cost Summary Graph

Grouped by Energy Type

Energy Type	Use	Units	Meter Cost	Special Charges	Total Cost	Avg Unit Cost	% of Total Cost
Site: HERCULES COTTAGES - HERCULES COTTAGES							
Electricity	4,668	KWH	\$852.62	\$0.00	\$852.62	0.1827	68.78%
Natural Gas	5	CCF	\$187.37	\$0.00	\$187.37	37.4740	15.12%
Water	52	CCF	\$142.60	\$0.00	\$142.60	2.7423	11.50%
Sewer	21	CCF	\$57.00	\$0.00	\$57.00	2.7143	4.60%
Total Cost:			\$1,239.59	\$0.00	\$1,239.59		

For HERCULES COTTAGES



Filters: Cost Center Name Not Equal To DoNotReport; Billing Period Equal To 201109All Meter CodesAll Group Names

elpaso

Energy CAP

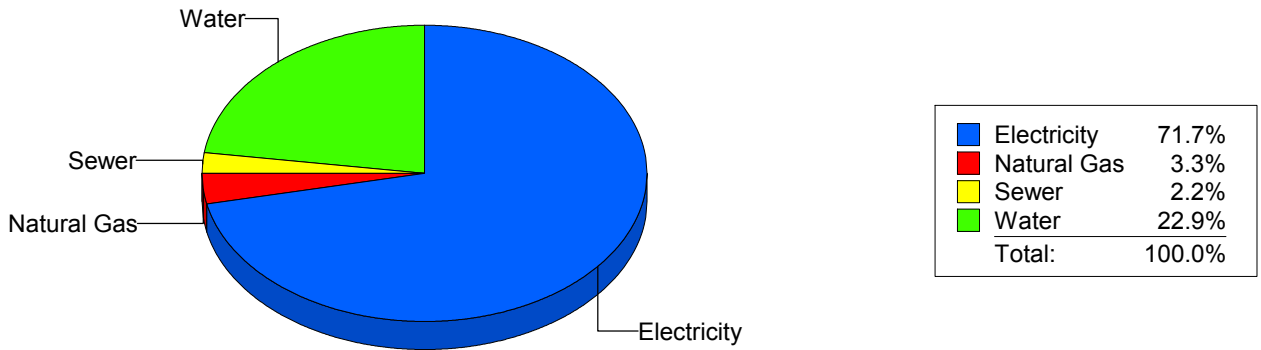
Cost Avoidance Program

Cost Summary Graph

Grouped by Energy Type

Energy Type	Use	Units	Meter Cost	Special Charges	Total Cost	Avg Unit Cost	% of Total Cost
Site: HERRERA - HERRERA ELEMENTARY							
Electricity	69,400	KWH	\$10,557.09	\$0.00	\$10,557.09	0.1521	71.66%
Natural Gas	810	CCF	\$480.93	\$0.00	\$480.93	0.5937	3.26%
Water	987	CCF	\$3,375.27	\$0.00	\$3,375.27	3.4197	22.91%
Sewer	84	CCF	\$318.63	\$0.00	\$318.63	3.7932	2.16%
Total Cost:			\$14,731.92	\$0.00	\$14,731.92		

For HERRERA ELEMENTARY



Filters: Cost Center Name Not Equal To DoNotReport; Billing Period Equal To 201109All Meter CodesAll Group Names

elpaso

Energy CAP

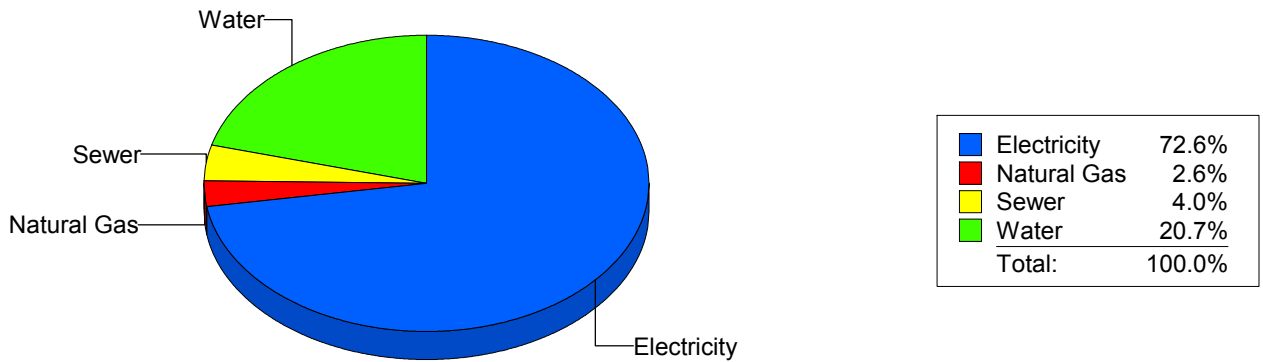
Cost Avoidance Program

Cost Summary Graph

Grouped by Energy Type

Energy Type	Use	Units	Meter Cost	Special Charges	Total Cost	Avg Unit Cost	% of Total Cost
Site: HILLSIDE ELEMENTARY - HILLSIDE ELEMENTARY							
Electricity	42,203	KWH	\$6,146.99	\$0.00	\$6,146.99	0.1457	72.63%
Natural Gas	154	CCF	\$223.28	\$0.00	\$223.28	1.4499	2.64%
Water	487	CCF	\$1,754.31	\$0.00	\$1,754.31	3.6023	20.73%
Sewer	109	CCF	\$338.28	\$0.00	\$338.28	3.1035	4.00%
Total Cost:			\$8,462.86	\$0.00	\$8,462.86		

For HILLSIDE ELEMENTARY



Filters: Cost Center Name Not Equal To DoNotReport; Billing Period Equal To 201109All Meter CodesAll Group Names

elpaso

Energy CAP

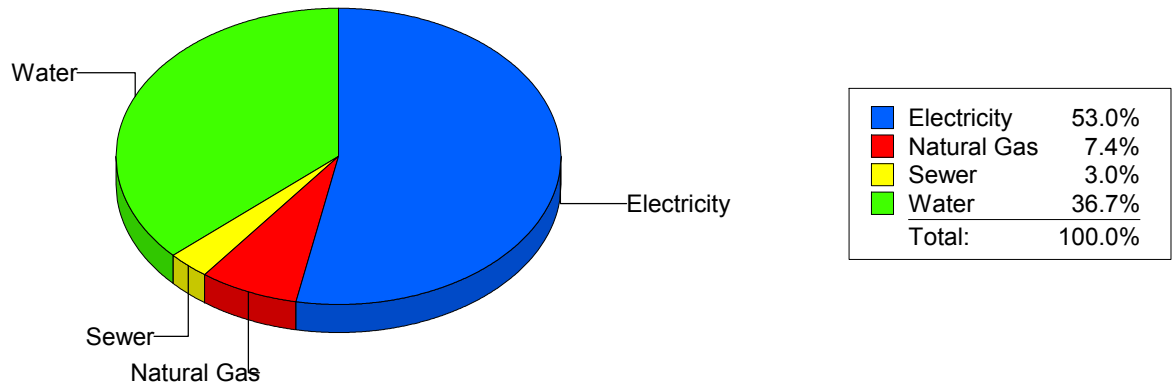
Cost Avoidance Program

Cost Summary Graph

Grouped by Energy Type

Energy Type	Use	Units	Meter Cost	Special Charges	Total Cost	Avg Unit Cost	% of Total Cost
Site: HOUSTON INTERMEDIATE - HOUSTON INTERMEDIATE							
Electricity	37,059	KWH	\$4,243.94	\$0.00	\$4,243.94	0.1145	52.97%
Natural Gas	880	CCF	\$589.45	\$0.00	\$589.45	0.6698	7.36%
Water	601	CCF	\$2,940.11	\$0.00	\$2,940.11	4.8920	36.70%
Sewer	22	CCF	\$237.90	\$0.00	\$237.90	10.8136	2.97%
Total Cost:			\$8,011.40	\$0.00	\$8,011.40		

For HOUSTON INTERMEDIATE



Filters: Cost Center Name Not Equal To DoNotReport; Billing Period Equal To 201109All Meter CodesAll Group Names

elpaso

Energy CAP

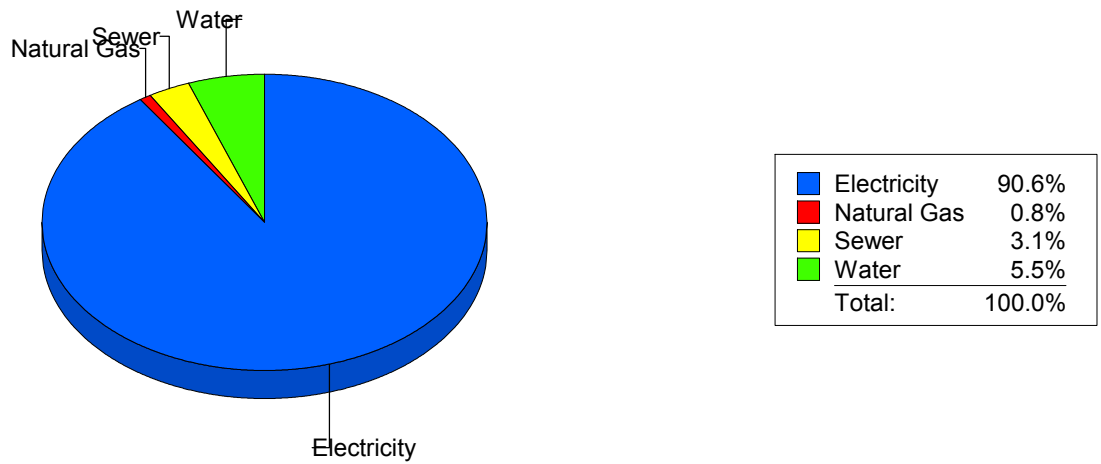
Cost Avoidance Program

Cost Summary Graph

Grouped by Energy Type

Energy Type	Use	Units	Meter Cost	Special Charges	Total Cost	Avg Unit Cost	% of Total Cost
Site: MOYE - HR MOYE							
Electricity	73,320	KWH	\$10,170.00	\$0.00	\$10,170.00	0.1387	90.61%
Natural Gas	114	CCF	\$90.38	\$0.00	\$90.38	0.7928	0.81%
Water	275	CCF	\$621.09	\$0.00	\$621.09	2.2585	5.53%
Sewer	103	CCF	\$342.76	\$0.00	\$342.76	3.3278	3.05%
Total Cost:			\$11,224.23	\$0.00	\$11,224.23		

For HR MOYE



Filters: Cost Center Name Not Equal To DoNotReport; Billing Period Equal To 201109All Meter CodesAll Group Names

el Paso

Energy CAP

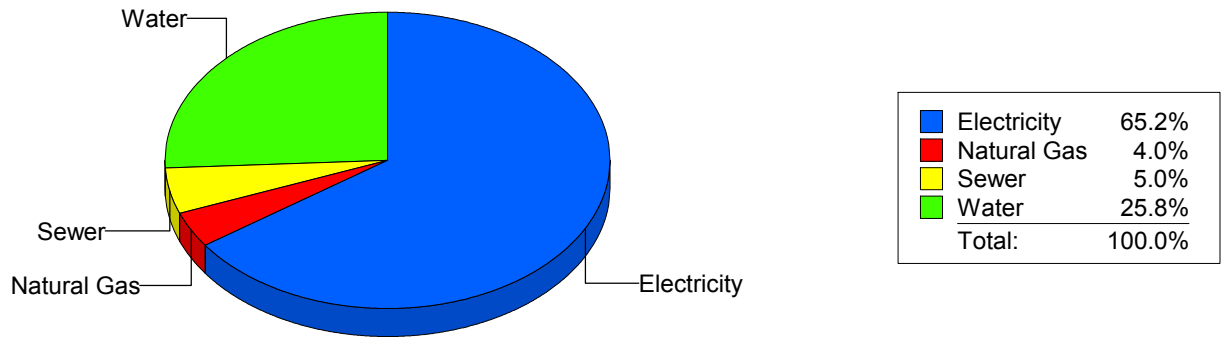
Cost Avoidance Program

Cost Summary Graph

Grouped by Energy Type

Energy Type	Use	Units	Meter Cost	Special Charges	Total Cost	Avg Unit Cost	% of Total Cost
Site: HUGHEY ELEMENTARY SC - HUGHEY ELEMENTARY SC							
Electricity	32,288	KWH	\$4,803.25	\$0.00	\$4,803.25	0.1488	65.21%
Natural Gas	409	CCF	\$295.62	\$0.00	\$295.62	0.7228	4.01%
Water	651	CCF	\$1,901.32	\$0.00	\$1,901.32	2.9206	25.81%
Sewer	190	CCF	\$365.78	\$0.00	\$365.78	1.9252	4.97%
Total Cost:			\$7,365.97	\$0.00	\$7,365.97		

For HUGHEY
ELEMENTARY
SC



Filters: Cost Center Name Not Equal To DoNotReport; Billing Period Equal To 201109All Meter CodesAll Group Names

elpaso

Energy CAP

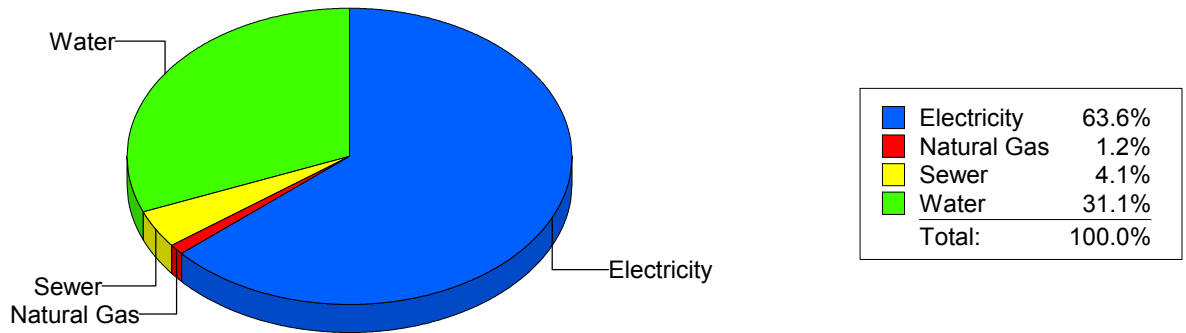
Cost Avoidance Program

Cost Summary Graph

Grouped by Energy Type

Energy Type	Use	Units	Meter Cost	Special Charges	Total Cost	Avg Unit Cost	% of Total Cost
Site: IRVIN HIGH SCHOOL - IRVIN HIGH SCHOOL							
Electricity	137,736	KWH	\$17,580.13	\$0.00	\$17,580.13	0.1276	63.59%
Natural Gas	460	CCF	\$324.70	\$0.00	\$324.70	0.7059	1.17%
Water	2,985	CCF	\$8,606.43	\$0.00	\$8,606.43	2.8832	31.13%
Sewer	786	CCF	\$1,135.83	\$0.00	\$1,135.83	1.4451	4.11%
Total Cost:			\$27,647.09	\$0.00	\$27,647.09		

For IRVIN HIGH SCHOOL



Filters: Cost Center Name Not Equal To DoNotReport; Billing Period Equal To 201109All Meter CodesAll Group Names

el Paso

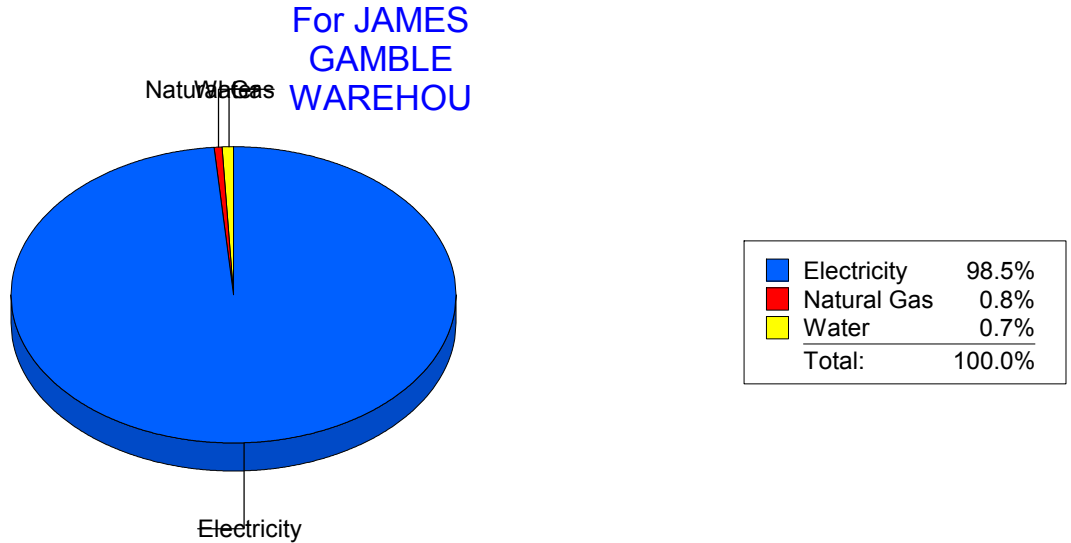
Energy CAP

Cost Avoidance Program

Cost Summary Graph

Grouped by Energy Type

Energy Type	Use	Units	Meter Cost	Special Charges	Total Cost	Avg Unit Cost	% of Total Cost
Site: JAMES GAMBLE WAREHOU - JAMES GAMBLE WAREHOU							
Electricity	35,500	KWH	\$5,141.15	\$0.00	\$5,141.15	0.1448	98.52%
Natural Gas	9	CCF	\$40.73	\$0.00	\$40.73	4.5256	0.78%
Water	0	CCF	\$36.36	\$0.00	\$36.36	0.0000	0.70%
Total Cost:			\$5,218.24	\$0.00	\$5,218.24		



Filters: Cost Center Name Not Equal To DoNotReport; Billing Period Equal To 201109All Meter CodesAll Group Names

elpaso

Energy CAP

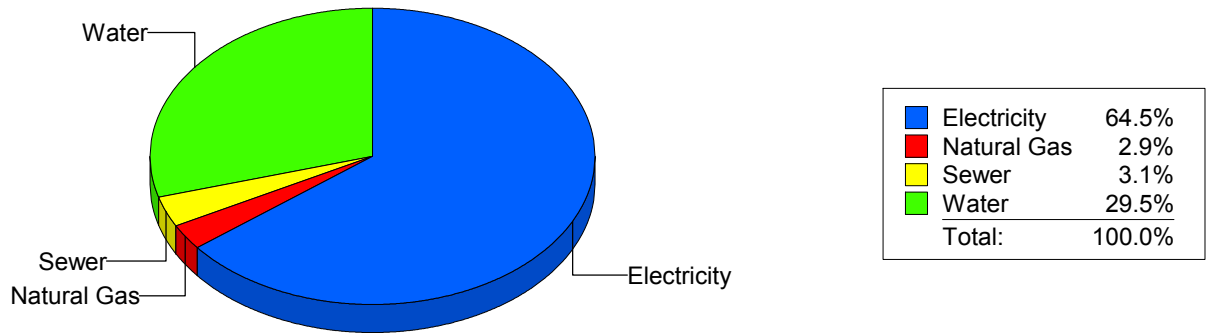
Cost Avoidance Program

Cost Summary Graph

Grouped by Energy Type

Energy Type	Use	Units	Meter Cost	Special Charges	Total Cost	Avg Unit Cost	% of Total Cost
Site: JEFFERSON HIGH SCHOO - JEFFERSON HIGH SCHOO							
Electricity	132,123	KWH	\$16,574.53	\$0.00	\$16,574.53	0.1254	64.50%
Natural Gas	867	CCF	\$736.10	\$0.00	\$736.10	0.8490	2.86%
Water	2,522	CCF	\$7,581.18	\$0.00	\$7,581.18	3.0060	29.50%
Sewer	364	CCF	\$806.83	\$0.00	\$806.83	2.2166	3.14%
Total Cost:			\$25,698.64	\$0.00	\$25,698.64		

For
JEFFERSON
HIGH SCHOOL



Filters: Cost Center Name Not Equal To DoNotReport; Billing Period Equal To 201109All Meter CodesAll Group Names

elpaso

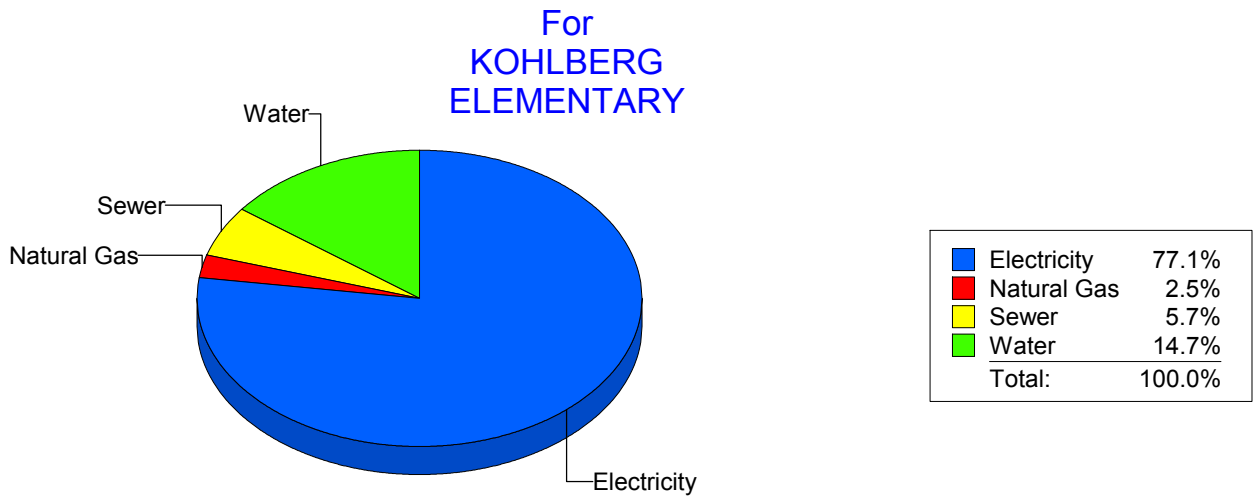
Energy CAP

Cost Avoidance Program

Cost Summary Graph

Grouped by Energy Type

Energy Type	Use	Units	Meter Cost	Special Charges	Total Cost	Avg Unit Cost	% of Total Cost
Site: KOHLBERG ELEMENTARY - KOHLBERG ELEMENTARY							
Electricity	53,440	KWH	\$7,400.98	\$0.00	\$7,400.98	0.1385	77.09%
Natural Gas	319	CCF	\$244.30	\$0.00	\$244.30	0.7658	2.54%
Water	622	CCF	\$1,411.03	\$0.00	\$1,411.03	2.2685	14.70%
Sewer	281	CCF	\$543.96	\$0.00	\$543.96	1.9358	5.67%
Total Cost:			\$9,600.27	\$0.00	\$9,600.27		



Filters: Cost Center Name Not Equal To DoNotReport; Billing Period Equal To 201109All Meter CodesAll Group Names

elpaso

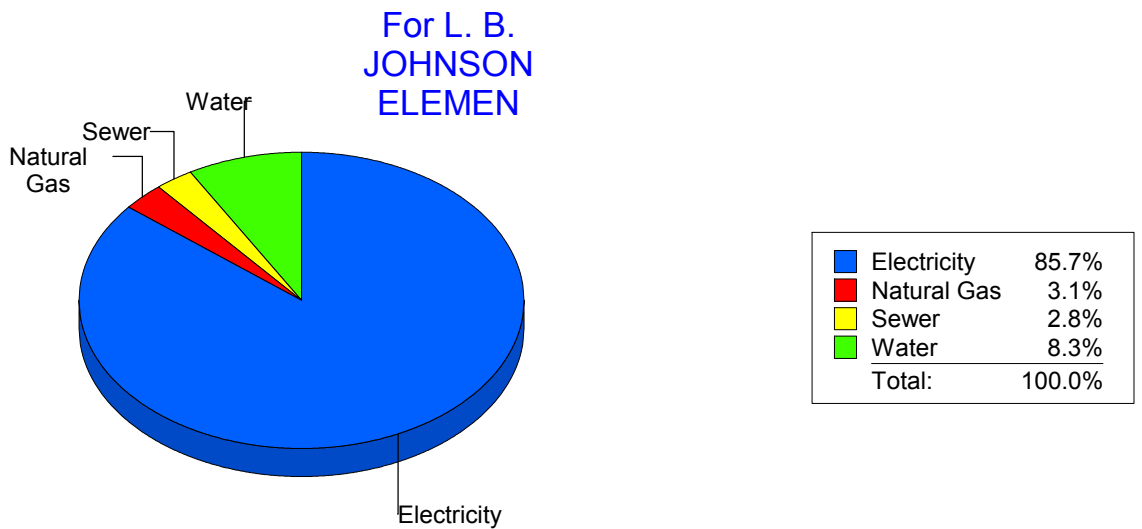
Energy CAP

Cost Avoidance Program

Cost Summary Graph

Grouped by Energy Type

Energy Type	Use	Units	Meter Cost	Special Charges	Total Cost	Avg Unit Cost	% of Total Cost
Site: L. B. JOHNSON ELEMEN - L. B. JOHNSON ELEMEN							
Electricity	71,600	KWH	\$9,485.68	\$0.00	\$9,485.68	0.1325	85.74%
Natural Gas	497	CCF	\$345.79	\$0.00	\$345.79	0.6958	3.13%
Water	533	CCF	\$919.75	\$0.00	\$919.75	1.7256	8.31%
Sewer	137	CCF	\$311.60	\$0.00	\$311.60	2.2745	2.82%
Total Cost:			\$11,062.82	\$0.00	\$11,062.82		



Filters: Cost Center Name Not Equal To DoNotReport; Billing Period Equal To 201109All Meter CodesAll Group Names

elpaso

Energy CAP

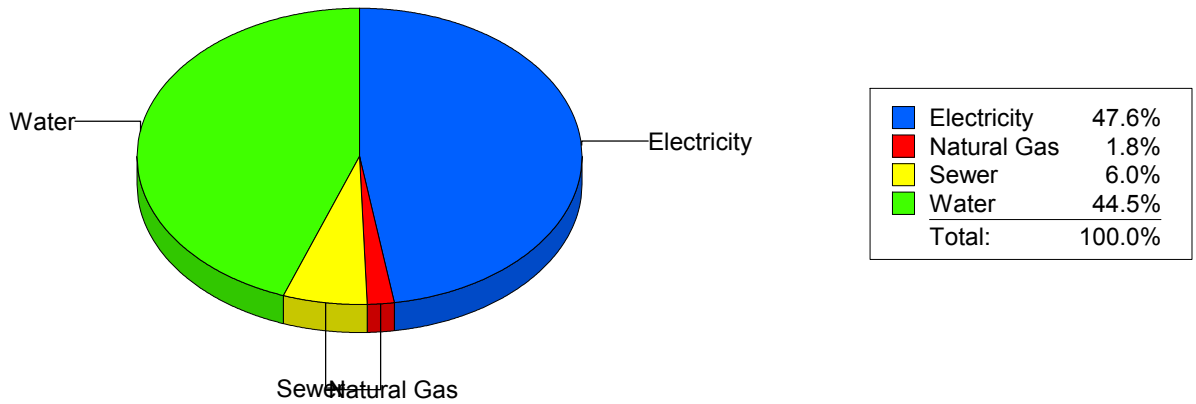
Cost Avoidance Program

Cost Summary Graph

Grouped by Energy Type

Energy Type	Use	Units	Meter Cost	Special Charges	Total Cost	Avg Unit Cost	% of Total Cost
Site: LAMAR ELEMENTARY SCH - LAMAR ELEMENTARY SCH							
Electricity	35,700	KWH	\$4,957.92	\$0.00	\$4,957.92	0.1389	47.60%
Natural Gas	160	CCF	\$190.66	\$0.00	\$190.66	1.1916	1.83%
Water	1,236	CCF	\$4,639.31	\$0.00	\$4,639.31	3.7535	44.54%
Sewer	229	CCF	\$628.29	\$0.00	\$628.29	2.7436	6.03%
Total Cost:			\$10,416.18	\$0.00	\$10,416.18		

For LAMAR
ELEMENTARY
SCH



Filters: Cost Center Name Not Equal To DoNotReport; Billing Period Equal To 201109All Meter CodesAll Group Names

el Paso

Energy CAP

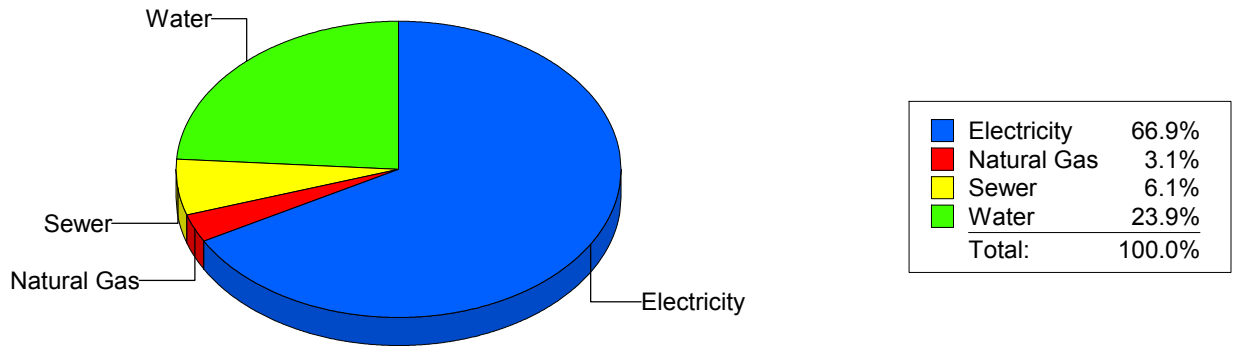
Cost Avoidance Program

Cost Summary Graph

Grouped by Energy Type

Energy Type	Use	Units	Meter Cost	Special Charges	Total Cost	Avg Unit Cost	% of Total Cost
Site: LEE ELEMENTARY - LEE ELEMENTARY							
Electricity	39,663	KWH	\$5,449.17	\$0.00	\$5,449.17	0.1374	66.89%
Natural Gas	292	CCF	\$248.60	\$0.00	\$248.60	0.8514	3.05%
Water	688	CCF	\$1,949.06	\$0.00	\$1,949.06	2.8329	23.92%
Sewer	172	CCF	\$500.09	\$0.00	\$500.09	2.9075	6.14%
Total Cost:			\$8,146.92	\$0.00	\$8,146.92		

For LEE ELEMENTARY



Filters: Cost Center Name Not Equal To DoNotReport; Billing Period Equal To 201109All Meter CodesAll Group Names

el Paso

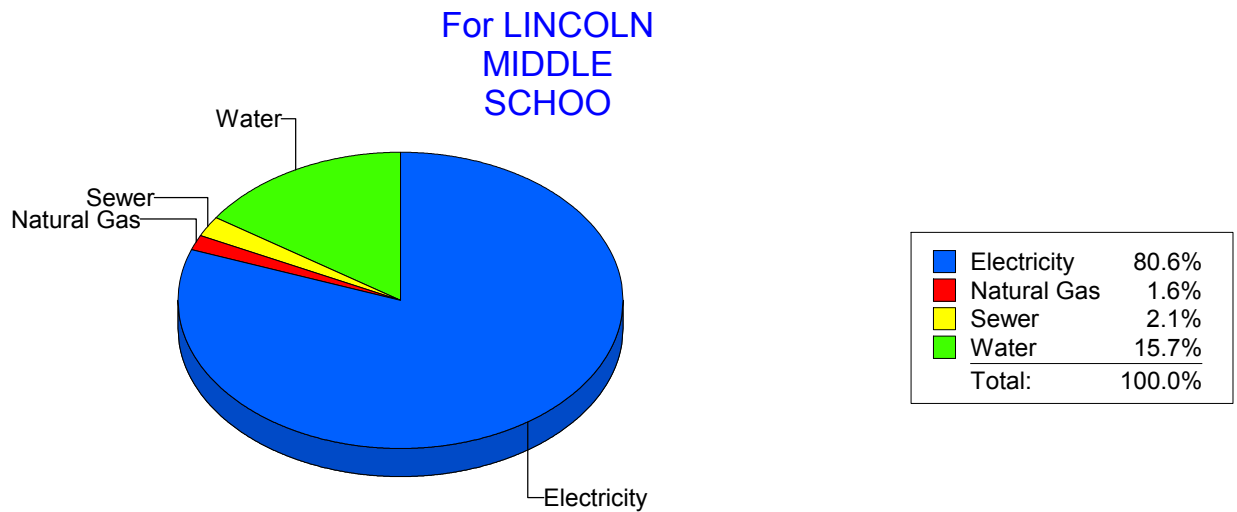
Energy CAP

Cost Avoidance Program

Cost Summary Graph

Grouped by Energy Type

Energy Type	Use	Units	Meter Cost	Special Charges	Total Cost	Avg Unit Cost	% of Total Cost
Site: LINCOLN MIDDLE SCHOOL - LINCOLN MIDDLE SCHOOL							
Electricity	170,000	KWH	\$19,725.57	\$0.00	\$19,725.57	0.1160	80.65%
Natural Gas	661	CCF	\$399.01	\$0.00	\$399.01	0.6036	1.63%
Water	1,196	CCF	\$3,829.40	\$0.00	\$3,829.40	3.2018	15.66%
Sewer	289	CCF	\$504.64	\$0.00	\$504.64	1.7462	2.06%
Total Cost:			\$24,458.62	\$0.00	\$24,458.62		



Filters: Cost Center Name Not Equal To DoNotReport; Billing Period Equal To 201109All Meter CodesAll Group Names

el paso

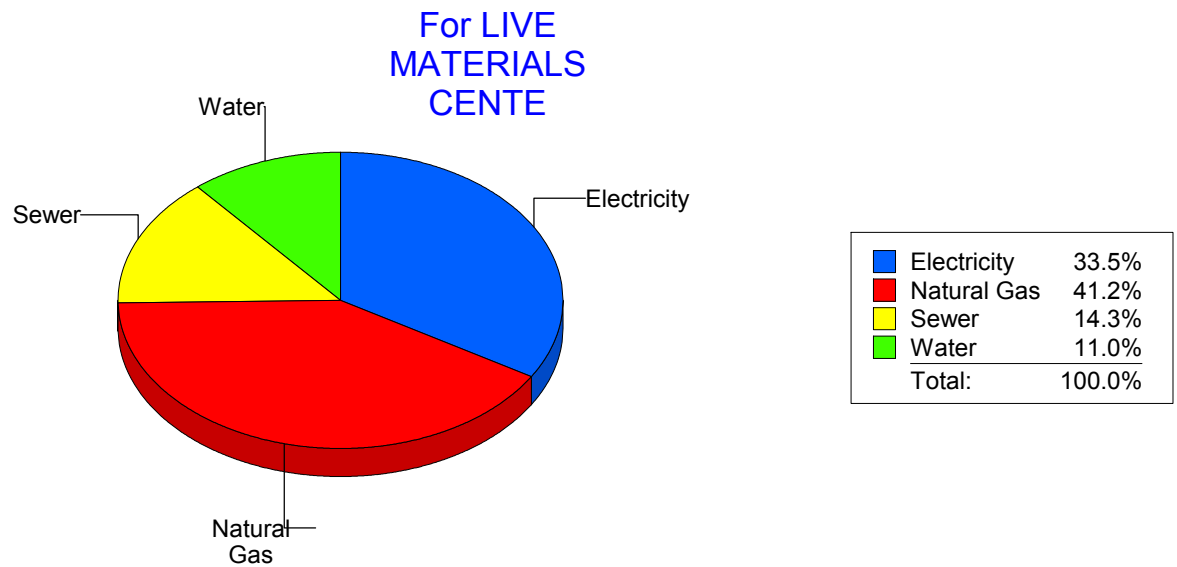
Energy CAP

Cost Avoidance Program

Cost Summary Graph

Grouped by Energy Type

Energy Type	Use	Units	Meter Cost	Special Charges	Total Cost	Avg Unit Cost	% of Total Cost
Site: LIVE MATERIALS CENTE - LIVE MATERIALS CENTE							
Electricity	257 KWH		\$65.07	\$0.00	\$65.07	0.2532	33.50%
Natural Gas	13 CCF		\$79.94	\$0.00	\$79.94	6.1492	41.15%
Water	0 CCF		\$21.40	\$0.00	\$21.40	0.0000	11.02%
Sewer	6 CCF		\$27.84	\$0.00	\$27.84	4.6400	14.33%
Total Cost:			\$194.25	\$0.00	\$194.25		



Filters: Cost Center Name Not Equal To DoNotReport; Billing Period Equal To 201109All Meter CodesAll Group Names

elpaso

Energy CAP

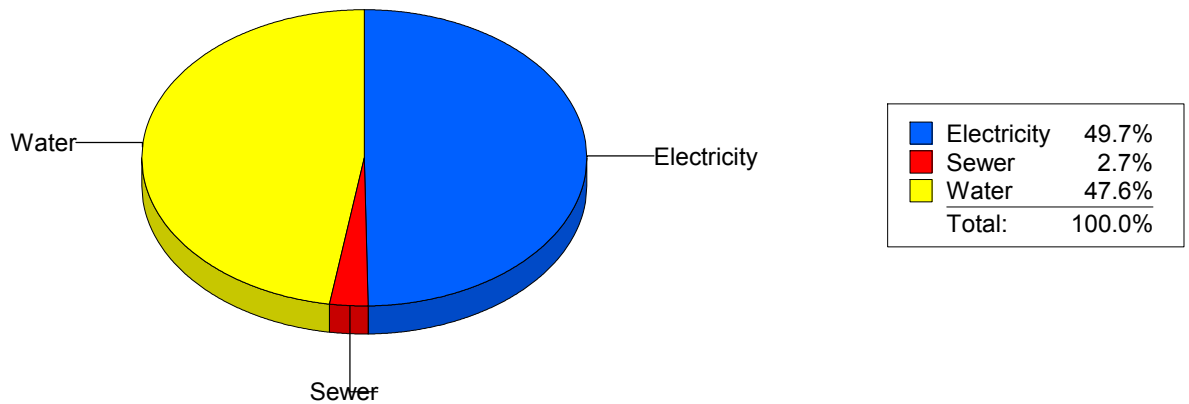
Cost Avoidance Program

Cost Summary Graph

Grouped by Energy Type

Energy Type	Use	Units	Meter Cost	Special Charges	Total Cost	Avg Unit Cost	% of Total Cost
Site: LOGAN ELEMENTARY - LOGAN ELEMENTARY							
Electricity	30,900	KWH	\$4,231.14	\$0.00	\$4,231.14	0.1369	49.70%
Water	1,015	CCF	\$4,055.28	\$0.00	\$4,055.28	3.9953	47.63%
Sewer	130	CCF	\$227.34	\$0.00	\$227.34	1.7488	2.67%
Total Cost:			\$8,513.76	\$0.00	\$8,513.76		

For LOGAN ELEMENTARY



Filters: Cost Center Name Not Equal To DoNotReport; Billing Period Equal To 201109All Meter CodesAll Group Names

elpaso

Energy CAP

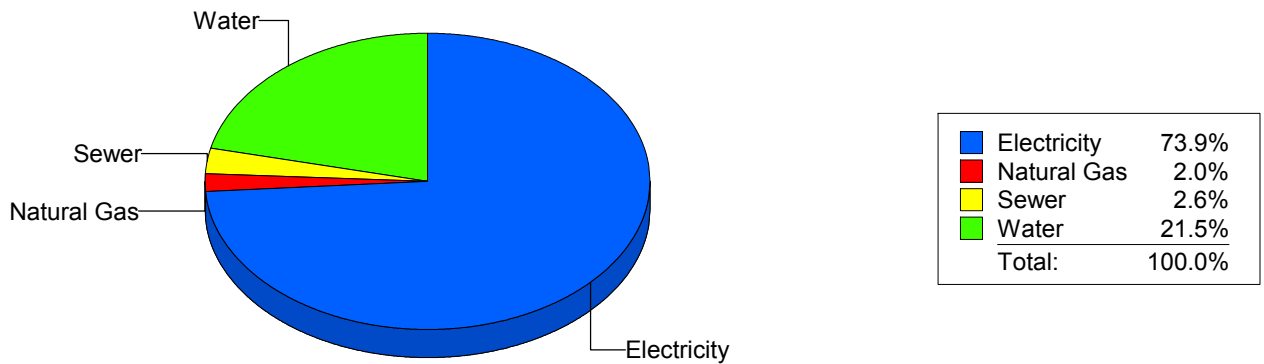
Cost Avoidance Program

Cost Summary Graph

Grouped by Energy Type

Energy Type	Use	Units	Meter Cost	Special Charges	Total Cost	Avg Unit Cost	% of Total Cost
Site: LUNDY - LUNDY							
Electricity	74,200	KWH	\$9,118.82	\$0.00	\$9,118.82	0.1229	73.88%
Natural Gas	334	CCF	\$244.01	\$0.00	\$244.01	0.7306	1.98%
Water	771	CCF	\$2,656.62	\$0.00	\$2,656.62	3.4457	21.52%
Sewer	88	CCF	\$323.71	\$0.00	\$323.71	3.6785	2.62%
Total Cost:			\$12,343.16	\$0.00	\$12,343.16		

For LUNDY



Filters: Cost Center Name Not Equal To DoNotReport; Billing Period Equal To 201109All Meter CodesAll Group Names

elpaso

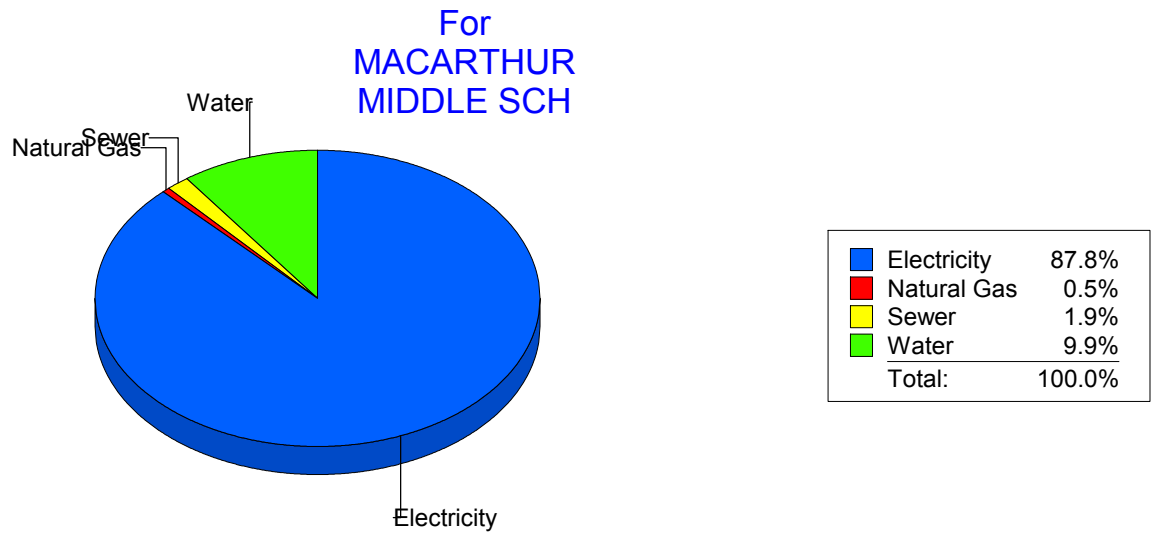
Energy CAP

Cost Avoidance Program

Cost Summary Graph

Grouped by Energy Type

Energy Type	Use	Units	Meter Cost	Special Charges	Total Cost	Avg Unit Cost	% of Total Cost
Site: MACARTHUR MIDDLE SCH - MACARTHUR MIDDLE SCH							
Electricity	104,240	KWH	\$13,755.62	\$0.00	\$13,755.62	0.1320	87.83%
Natural Gas	74	CCF	\$70.60	\$0.00	\$70.60	0.9541	0.45%
Water	483	CCF	\$1,545.32	\$0.00	\$1,545.32	3.1994	9.87%
Sewer	120	CCF	\$290.01	\$0.00	\$290.01	2.4168	1.85%
Total Cost:			\$15,661.55	\$0.00	\$15,661.55		



Filters: Cost Center Name Not Equal To DoNotReport; Billing Period Equal To 201109All Meter CodesAll Group Names

elpaso

Energy CAP

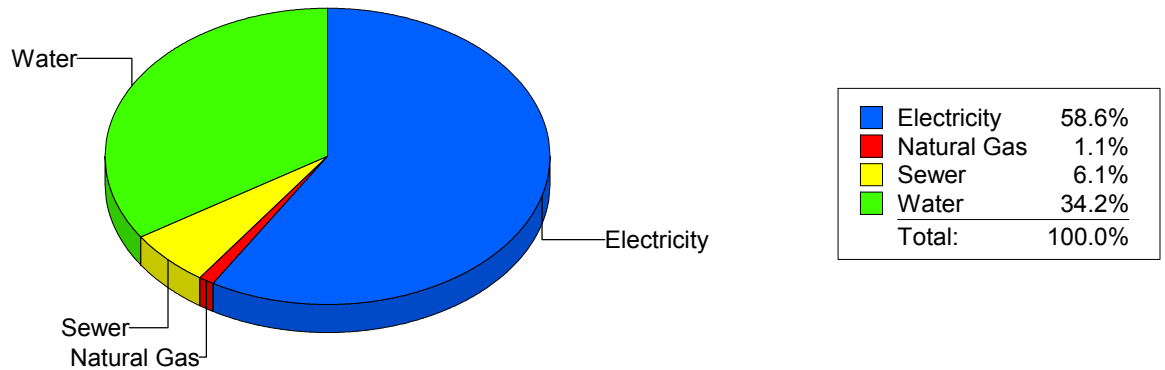
Cost Avoidance Program

Cost Summary Graph

Grouped by Energy Type

Energy Type	Use	Units	Meter Cost	Special Charges	Total Cost	Avg Unit Cost	% of Total Cost
Site: MAGOFFIN MIDDLE SCHO - MAGOFFIN MIDDLE SCHO							
Electricity	21,394	KWH	\$2,822.65	\$0.00	\$2,822.65	0.1319	58.64%
Natural Gas	33	CCF	\$52.21	\$0.00	\$52.21	1.5821	1.08%
Water	459	CCF	\$1,646.89	\$0.00	\$1,646.89	3.5880	34.21%
Sewer	63	CCF	\$291.96	\$0.00	\$291.96	4.6343	6.07%
Total Cost:			\$4,813.71	\$0.00	\$4,813.71		

For MAGOFFIN MIDDLE SCHO



Filters: Cost Center Name Not Equal To DoNotReport; Billing Period Equal To 201109All Meter CodesAll Group Names

elpaso

Energy CAP

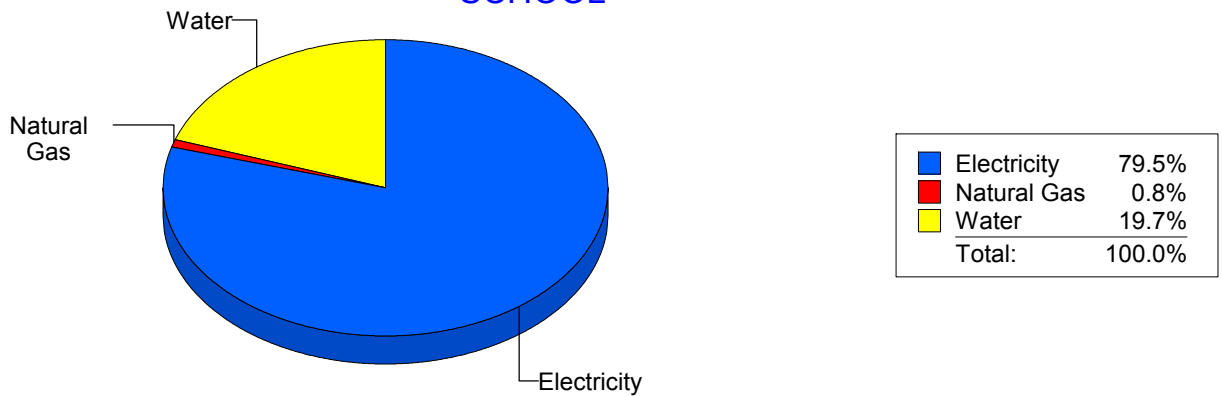
Cost Avoidance Program

Cost Summary Graph

Grouped by Energy Type

Energy Type	Use	Units	Meter Cost	Special Charges	Total Cost	Avg Unit Cost	% of Total Cost
Site: MAGOFFINMIDDLESCHOOLN047 - MAGOFFIN NEW MIDDLE SCHOOL							
Electricity	137,000	KWH	\$18,573.82	\$0.00	\$18,573.82	0.1356	79.55%
Natural Gas	278	CCF	\$183.90	\$0.00	\$183.90	0.6615	0.79%
Water	1,287	CCF	\$4,591.11	\$0.00	\$4,591.11	3.5673	19.66%
Total Cost:			\$23,348.83	\$0.00	\$23,348.83		

For MAGOFFIN
NEW MIDDLE
SCHOOL



Filters: Cost Center Name Not Equal To DoNotReport; Billing Period Equal To 201109All Meter CodesAll Group Names

elpaso

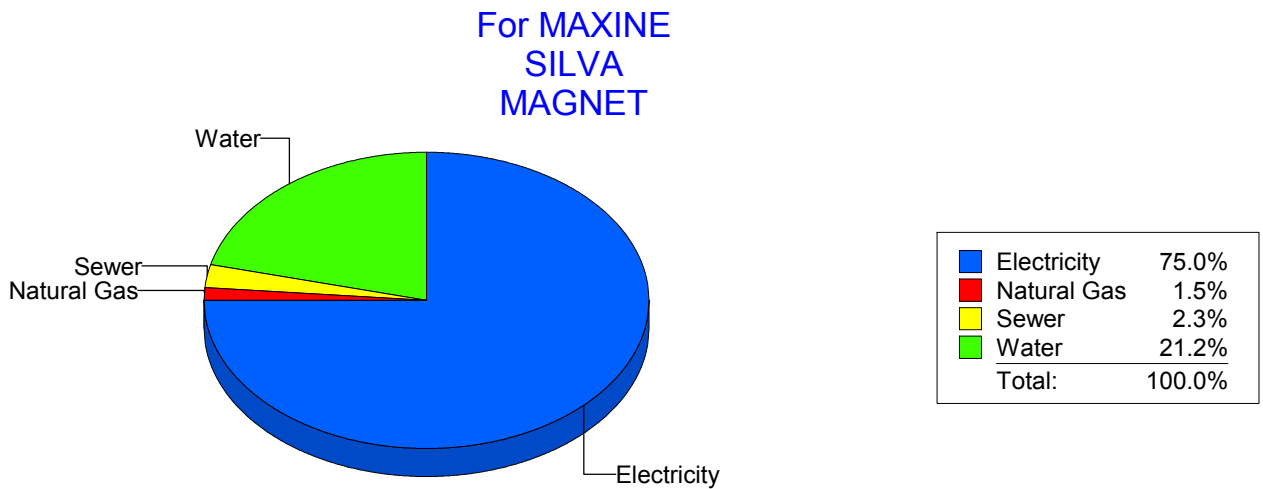
Energy CAP

Cost Avoidance Program

Cost Summary Graph

Grouped by Energy Type

Energy Type	Use	Units	Meter Cost	Special Charges	Total Cost	Avg Unit Cost	% of Total Cost
Site: MAXINE SILVA MAGNET - MAXINE SILVA MAGNET							
Electricity	87,600	KWH	\$10,956.77	\$0.00	\$10,956.77	0.1251	75.04%
Natural Gas	332	CCF	\$214.69	\$0.00	\$214.69	0.6467	1.47%
Water	842	CCF	\$3,090.85	\$0.00	\$3,090.85	3.6708	21.17%
Sewer	158	CCF	\$338.27	\$0.00	\$338.27	2.1409	2.32%
Total Cost:			\$14,600.58	\$0.00	\$14,600.58		



Filters: Cost Center Name Not Equal To DoNotReport; Billing Period Equal To 201109All Meter CodesAll Group Names

elpaso

Energy CAP

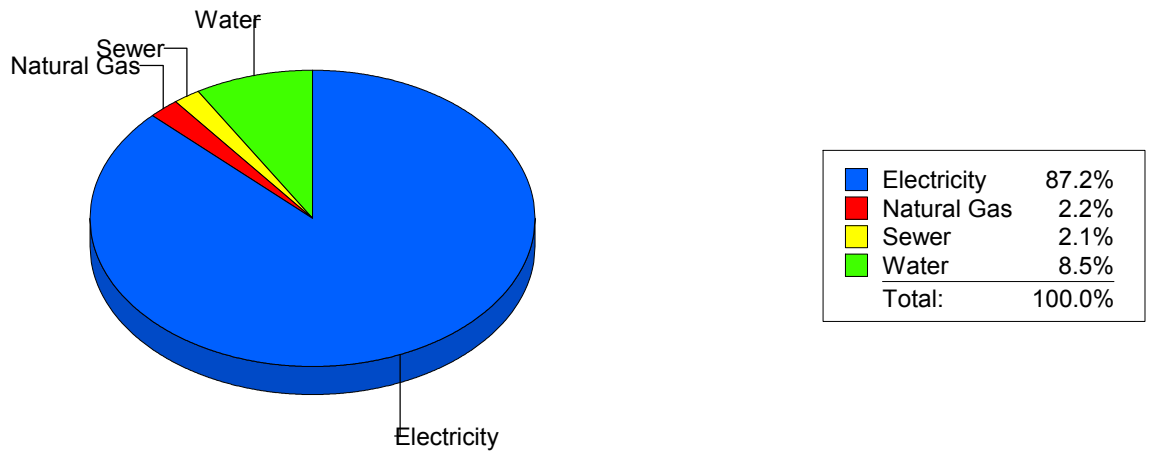
Cost Avoidance Program

Cost Summary Graph

Grouped by Energy Type

Energy Type	Use	Units	Meter Cost	Special Charges	Total Cost	Avg Unit Cost	% of Total Cost
Site: MESITA ELEMENTARY - MESITA ELEMENTARY							
Electricity	97,560	KWH	\$14,077.35	\$0.00	\$14,077.35	0.1443	87.17%
Natural Gas	535	CCF	\$361.99	\$0.00	\$361.99	0.6766	2.24%
Water	393	CCF	\$1,375.33	\$0.00	\$1,375.33	3.4996	8.52%
Sewer	97	CCF	\$335.14	\$0.00	\$335.14	3.4551	2.08%
Total Cost:			\$16,149.81	\$0.00	\$16,149.81		

For MESITA ELEMENTARY



Filters: Cost Center Name Not Equal To DoNotReport; Billing Period Equal To 201109All Meter CodesAll Group Names

elpaso

Energy CAP

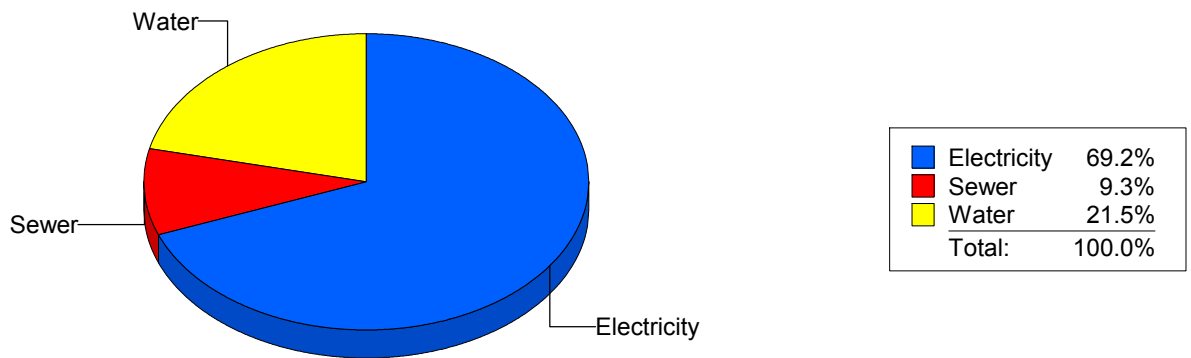
Cost Avoidance Program

Cost Summary Graph

Grouped by Energy Type

Energy Type	Use	Units	Meter Cost	Special Charges	Total Cost	Avg Unit Cost	% of Total Cost
Site: MILAM ELEMENTARY - MILAM ELEMENTARY							
Electricity	21,240	KWH	\$2,901.95	\$0.00	\$2,901.95	0.1366	69.19%
Water	419	CCF	\$900.44	\$0.00	\$900.44	2.1490	21.47%
Sewer	200	CCF	\$391.61	\$0.00	\$391.61	1.9581	9.34%
Total Cost:			\$4,194.00	\$0.00	\$4,194.00		

For MILAM ELEMENTARY



Filters: Cost Center Name Not Equal To DoNotReport; Billing Period Equal To 201109All Meter CodesAll Group Names

elpaso

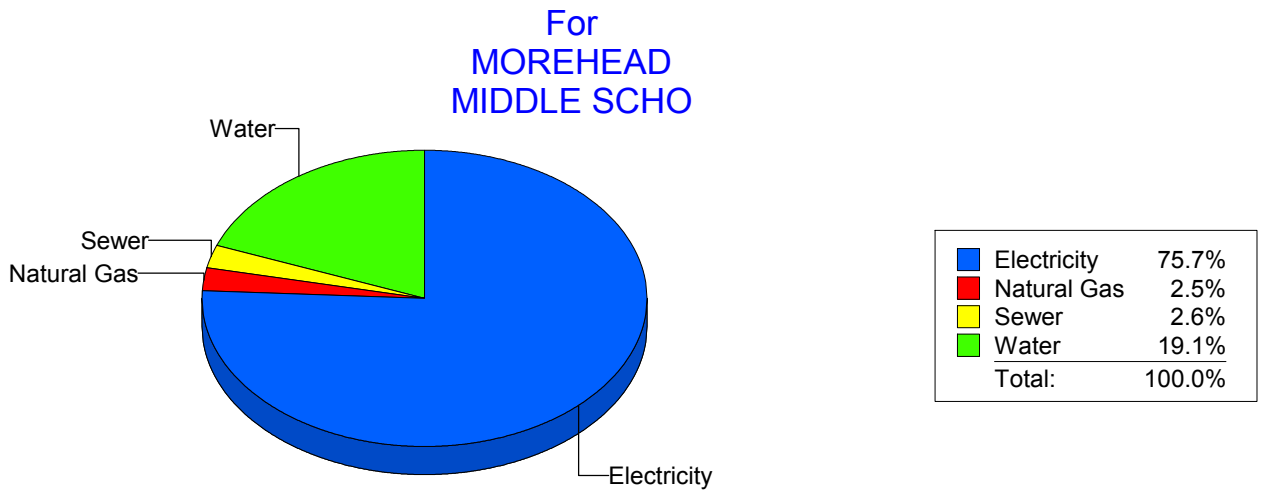
Energy CAP

Cost Avoidance Program

Cost Summary Graph

Grouped by Energy Type

Energy Type	Use	Units	Meter Cost	Special Charges	Total Cost	Avg Unit Cost	% of Total Cost
Site: MOREHEAD MIDDLE SCHO - MOREHEAD MIDDLE SCHO							
Electricity	110,761	KWH	\$13,868.38	\$0.00	\$13,868.38	0.1252	75.71%
Natural Gas	776	CCF	\$462.24	\$0.00	\$462.24	0.5957	2.52%
Water	1,966	CCF	\$3,505.51	\$0.00	\$3,505.51	1.7831	19.14%
Sewer	213	CCF	\$482.46	\$0.00	\$482.46	2.2651	2.63%
Total Cost:			\$18,318.59	\$0.00	\$18,318.59		



Filters: Cost Center Name Not Equal To DoNotReport; Billing Period Equal To 201109All Meter CodesAll Group Names

elpaso

Energy CAP

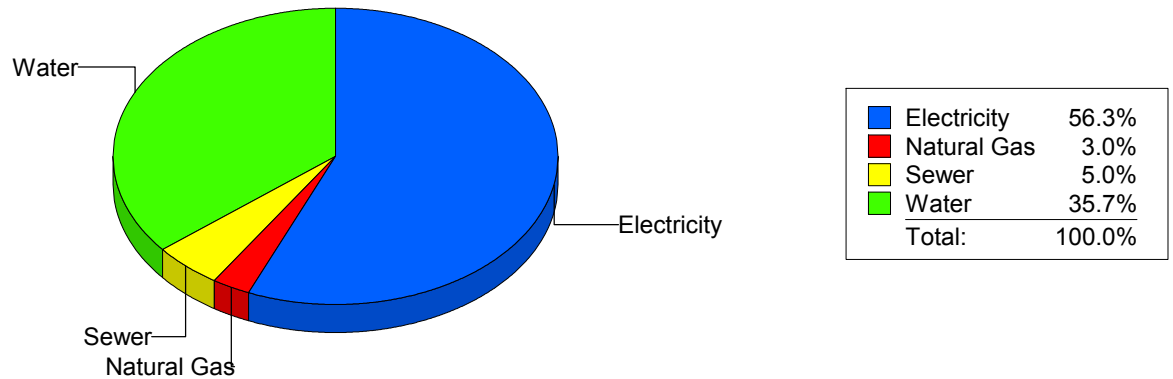
Cost Avoidance Program

Cost Summary Graph

Grouped by Energy Type

Energy Type	Use	Units	Meter Cost	Special Charges	Total Cost	Avg Unit Cost	% of Total Cost
Site: NEWMAN ELEMENTARY - NEWMAN ELEMENTARY							
Electricity	30,411	KWH	\$4,207.45	\$0.00	\$4,207.45	0.1384	56.26%
Natural Gas	219	CCF	\$224.17	\$0.00	\$224.17	1.0236	3.00%
Water	834	CCF	\$2,670.67	\$0.00	\$2,670.67	3.2022	35.71%
Sewer	208	CCF	\$375.88	\$0.00	\$375.88	1.8071	5.03%
Total Cost:			\$7,478.17	\$0.00	\$7,478.17		

For NEWMAN ELEMENTARY



Filters: Cost Center Name Not Equal To DoNotReport; Billing Period Equal To 201109All Meter CodesAll Group Names

elpaso

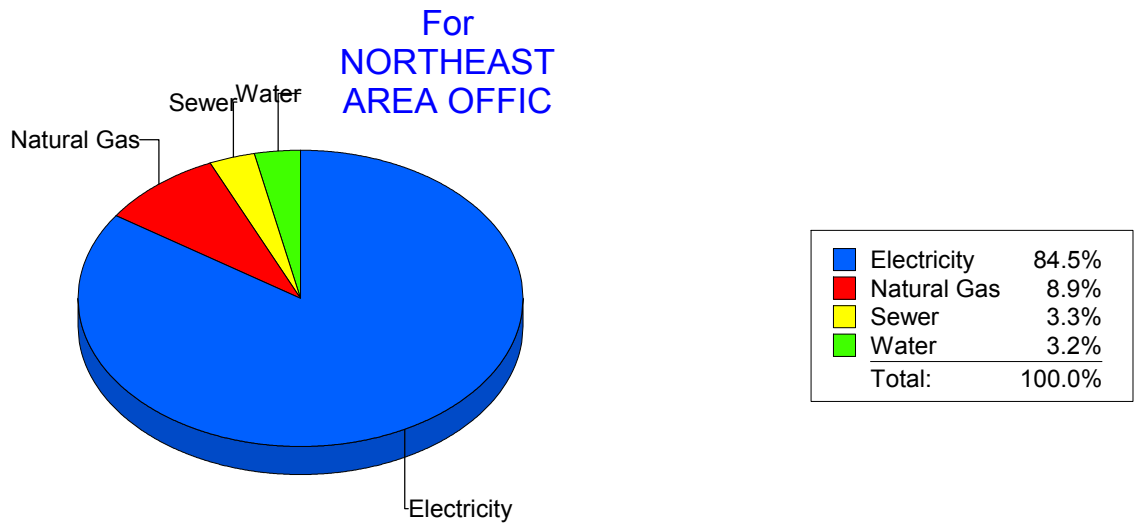
Energy CAP

Cost Avoidance Program

Cost Summary Graph

Grouped by Energy Type

Energy Type	Use	Units	Meter Cost	Special Charges	Total Cost	Avg Unit Cost	% of Total Cost
Site: NORTHEAST AREA OFFIC - NORTHEAST AREA OFFIC							
Electricity	13,320	KWH	\$1,454.59	\$0.00	\$1,454.59	0.1092	84.55%
Natural Gas	11	CCF	\$153.07	\$0.00	\$153.07	13.9155	8.90%
Water	9	CCF	\$55.85	\$0.00	\$55.85	6.2056	3.25%
Sewer	13	CCF	\$56.95	\$0.00	\$56.95	4.3808	3.31%
Total Cost:			\$1,720.46	\$0.00	\$1,720.46		



Filters: Cost Center Name Not Equal To DoNotReport; Billing Period Equal To 201109All Meter CodesAll Group Names

el paso

Energy CAP

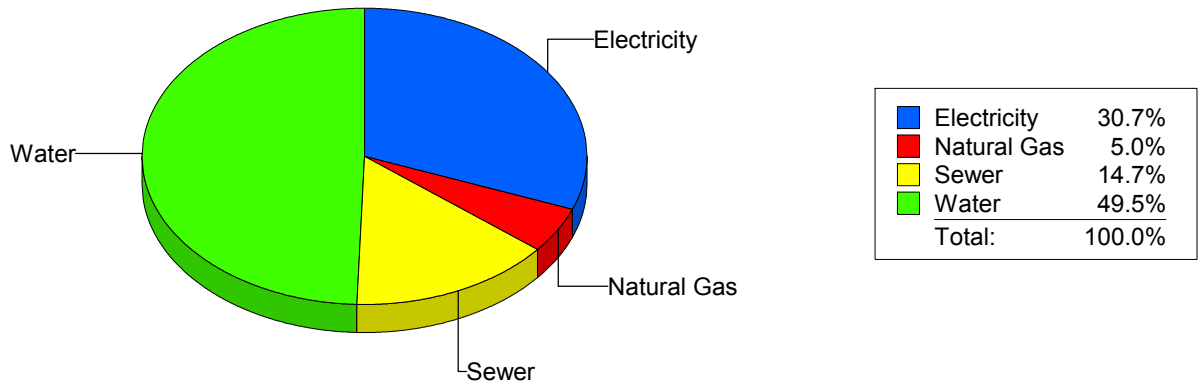
Cost Avoidance Program

Cost Summary Graph

Grouped by Energy Type

Energy Type	Use	Units	Meter Cost	Special Charges	Total Cost	Avg Unit Cost	% of Total Cost
Site: NORTHEAST AREA TRANS - NORTHEAST AREA TRANS							
Electricity	5,094	KWH	\$540.23	\$0.00	\$540.23	0.1061	30.73%
Natural Gas	31	CCF	\$88.11	\$0.00	\$88.11	2.8423	5.01%
Water	195	CCF	\$870.82	\$0.00	\$870.82	4.4657	49.53%
Sewer	37	CCF	\$258.94	\$0.00	\$258.94	6.9984	14.73%
Total Cost:			\$1,758.10	\$0.00	\$1,758.10		

For
NORTHEAST
AREA TRANS



Filters: Cost Center Name Not Equal To DoNotReport; Billing Period Equal To 201109All Meter CodesAll Group Names

elpaso

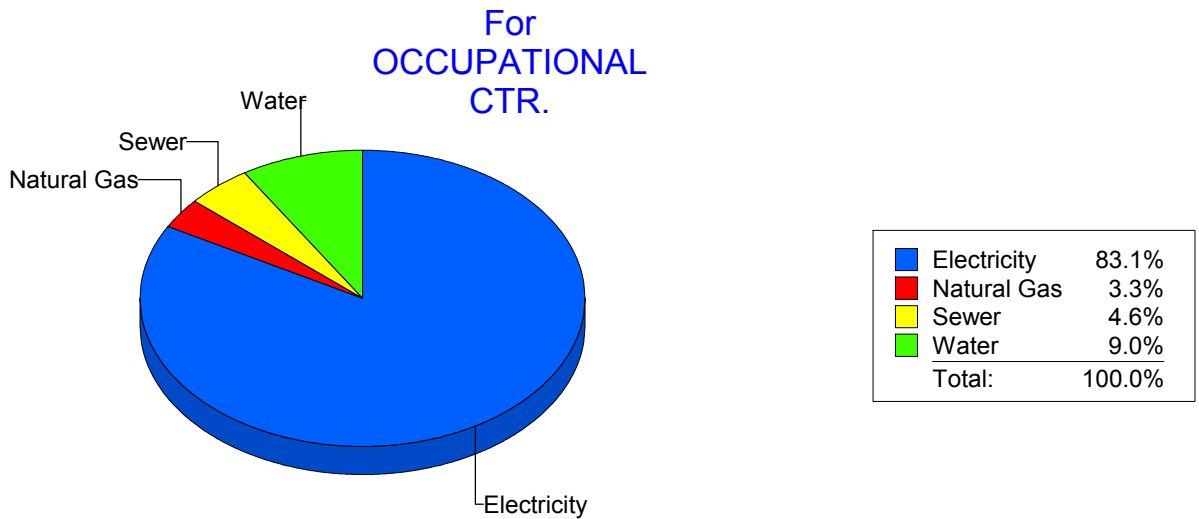
Energy CAP

Cost Avoidance Program

Cost Summary Graph

Grouped by Energy Type

Energy Type	Use	Units	Meter Cost	Special Charges	Total Cost	Avg Unit Cost	% of Total Cost
Site: OCCUPATIONAL CTR. - OCCUPATIONAL CTR.							
Electricity		9,500 KWH	\$1,332.82	\$0.00	\$1,332.82	0.1403	83.12%
Natural Gas		36 CCF	\$53.36	\$0.00	\$53.36	1.4822	3.33%
Water		31 CCF	\$143.69	\$0.00	\$143.69	4.6352	8.96%
Sewer		19 CCF	\$73.61	\$0.00	\$73.61	3.8742	4.59%
Total Cost:			\$1,603.48	\$0.00	\$1,603.48		



Filters: Cost Center Name Not Equal To DoNotReport; Billing Period Equal To 201109All Meter CodesAll Group Names

elpaso

Energy CAP

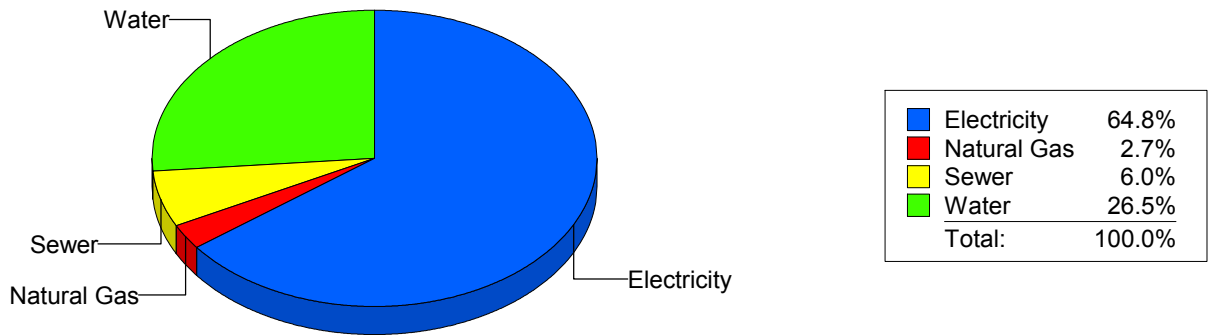
Cost Avoidance Program

Cost Summary Graph

Grouped by Energy Type

Energy Type	Use	Units	Meter Cost	Special Charges	Total Cost	Avg Unit Cost	% of Total Cost
Site: PARK ELEMENTARY - PARK ELEMENTARY							
Electricity	30,703	KWH	\$4,626.50	\$0.00	\$4,626.50	0.1507	64.82%
Natural Gas	164	CCF	\$192.94	\$0.00	\$192.94	1.1765	2.70%
Water	634	CCF	\$1,890.42	\$0.00	\$1,890.42	2.9817	26.48%
Sewer	200	CCF	\$427.96	\$0.00	\$427.96	2.1398	6.00%
Total Cost:			\$7,137.82	\$0.00	\$7,137.82		

For PARK ELEMENTARY



Filters: Cost Center Name Not Equal To DoNotReport; Billing Period Equal To 201109All Meter CodesAll Group Names

el Paso

Energy CAP

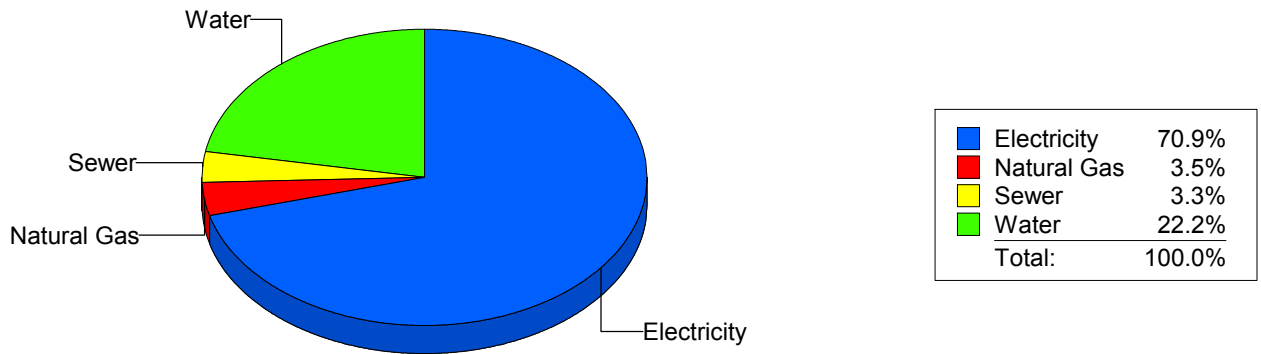
Cost Avoidance Program

Cost Summary Graph

Grouped by Energy Type

Energy Type	Use	Units	Meter Cost	Special Charges	Total Cost	Avg Unit Cost	% of Total Cost
Site: PAUL MORENO - PAUL MORENO							
Electricity	75,300	KWH	\$9,374.55	\$0.00	\$9,374.55	0.1245	70.94%
Natural Gas	720	CCF	\$468.47	\$0.00	\$468.47	0.6507	3.54%
Water	807	CCF	\$2,933.97	\$0.00	\$2,933.97	3.6357	22.20%
Sewer	198	CCF	\$438.55	\$0.00	\$438.55	2.2149	3.32%
Total Cost:			\$13,215.54	\$0.00	\$13,215.54		

For PAUL MORENO



Filters: Cost Center Name Not Equal To DoNotReport; Billing Period Equal To 201109All Meter CodesAll Group Names

elpaso

Energy CAP

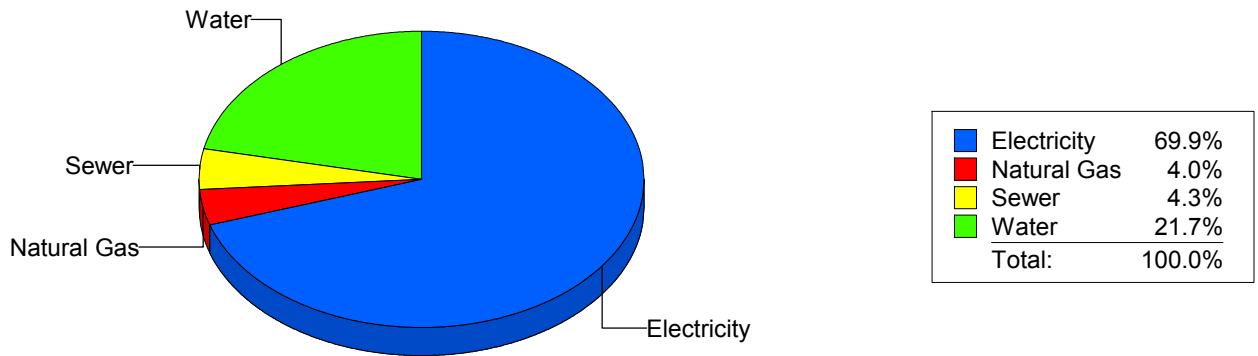
Cost Avoidance Program

Cost Summary Graph

Grouped by Energy Type

Energy Type	Use	Units	Meter Cost	Special Charges	Total Cost	Avg Unit Cost	% of Total Cost
Site: POLK ELEMENTARY - POLK ELEMENTARY							
Electricity	32,190	KWH	\$4,578.78	\$0.00	\$4,578.78	0.1422	69.92%
Natural Gas	352	CCF	\$263.12	\$0.00	\$263.12	0.7475	4.02%
Water	440	CCF	\$1,423.19	\$0.00	\$1,423.19	3.2345	21.73%
Sewer	115	CCF	\$283.66	\$0.00	\$283.66	2.4666	4.33%
Total Cost:			\$6,548.75	\$0.00	\$6,548.75		

For POLK ELEMENTARY



Filters: Cost Center Name Not Equal To DoNotReport; Billing Period Equal To 201109All Meter CodesAll Group Names

elpaso

Energy CAP

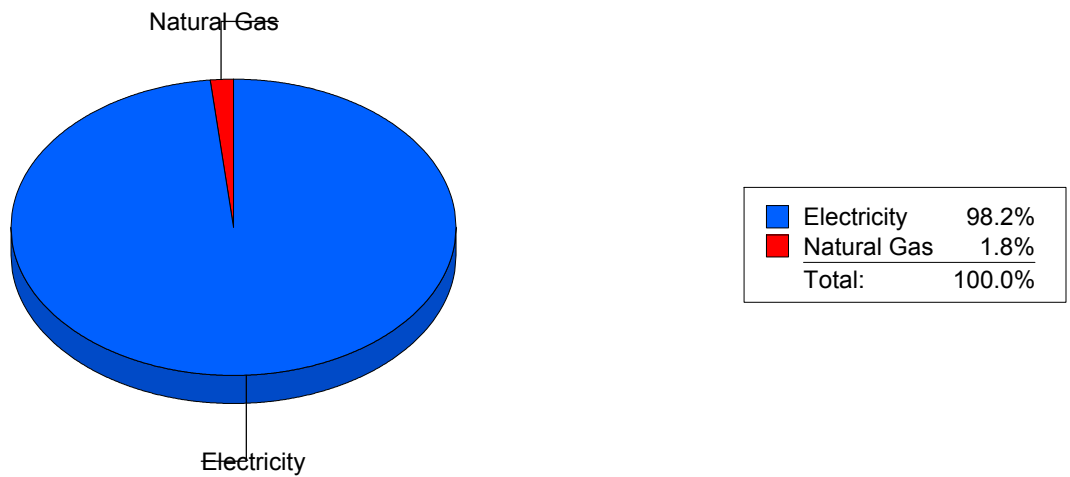
Cost Avoidance Program

Cost Summary Graph

Grouped by Energy Type

Energy Type	Use	Units	Meter Cost	Special Charges	Total Cost	Avg Unit Cost	% of Total Cost
Site: POWELL - POWELL							
Electricity	72,360	KWH	\$11,860.34	\$0.00	\$11,860.34	0.1639	98.20%
Natural Gas	336	CCF	\$216.98	\$0.00	\$216.98	0.6458	1.80%
Total Cost:			\$12,077.32	\$0.00	\$12,077.32		

For POWELL



Filters: Cost Center Name Not Equal To DoNotReport; Billing Period Equal To 201109All Meter CodesAll Group Names

elpaso

Energy CAP

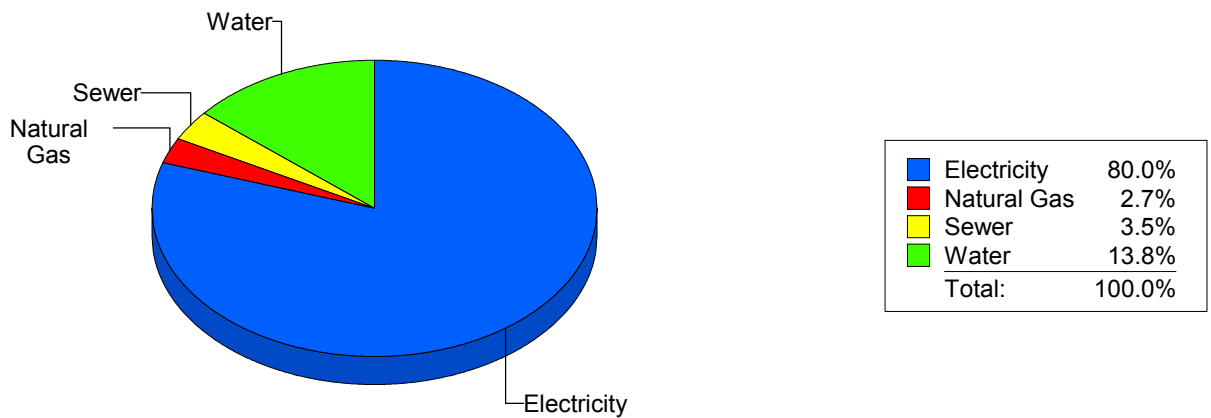
Cost Avoidance Program

Cost Summary Graph

Grouped by Energy Type

Energy Type	Use	Units	Meter Cost	Special Charges	Total Cost	Avg Unit Cost	% of Total Cost
Site: PUTNAM ELEMENTARY - PUTNAM ELEMENTARY							
Electricity	34,109	KWH	\$5,384.59	\$0.00	\$5,384.59	0.1579	80.01%
Natural Gas	215	CCF	\$185.01	\$0.00	\$185.01	0.8605	2.75%
Water	365	CCF	\$927.39	\$0.00	\$927.39	2.5408	13.78%
Sewer	126	CCF	\$232.74	\$0.00	\$232.74	1.8471	3.46%
Total Cost:			\$6,729.73	\$0.00	\$6,729.73		

For PUTNAM ELEMENTARY



Filters: Cost Center Name Not Equal To DoNotReport; Billing Period Equal To 201109All Meter CodesAll Group Names

elpaso

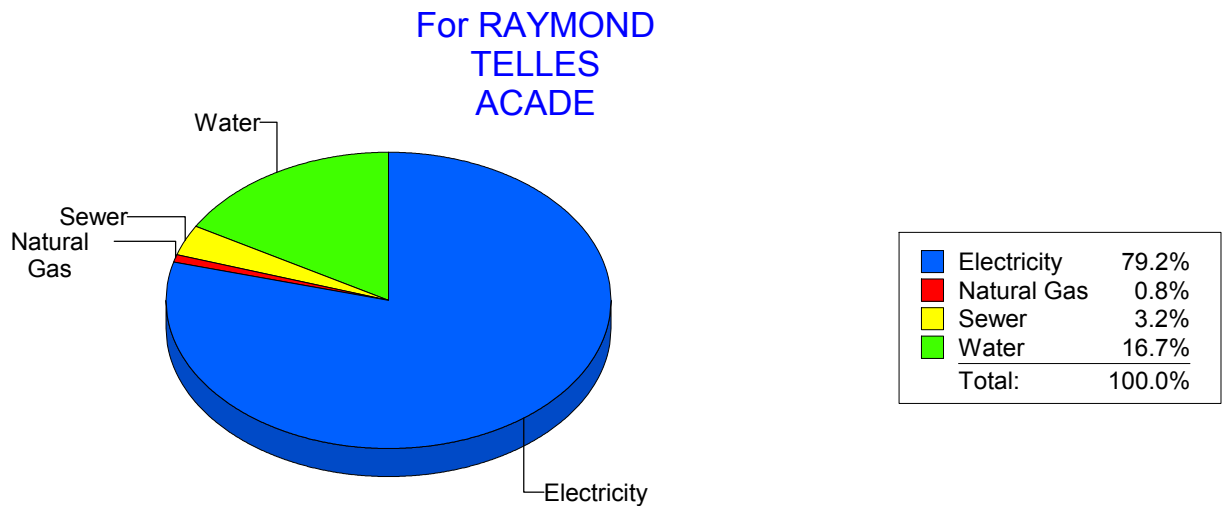
Energy CAP

Cost Avoidance Program

Cost Summary Graph

Grouped by Energy Type

Energy Type	Use	Units	Meter Cost	Special Charges	Total Cost	Avg Unit Cost	% of Total Cost
Site: RAYMOND TELLES ACADE - RAYMOND TELLES ACADE							
Electricity	47,000	KWH	\$5,811.09	\$0.00	\$5,811.09	0.1236	79.25%
Natural Gas	47	CCF	\$58.35	\$0.00	\$58.35	1.2415	0.80%
Water	340	CCF	\$1,226.91	\$0.00	\$1,226.91	3.6086	16.73%
Sewer	78	CCF	\$236.67	\$0.00	\$236.67	3.0342	3.23%
Total Cost:			\$7,333.02	\$0.00	\$7,333.02		



Filters: Cost Center Name Not Equal To DoNotReport; Billing Period Equal To 201109All Meter CodesAll Group Names

elpaso

Energy CAP

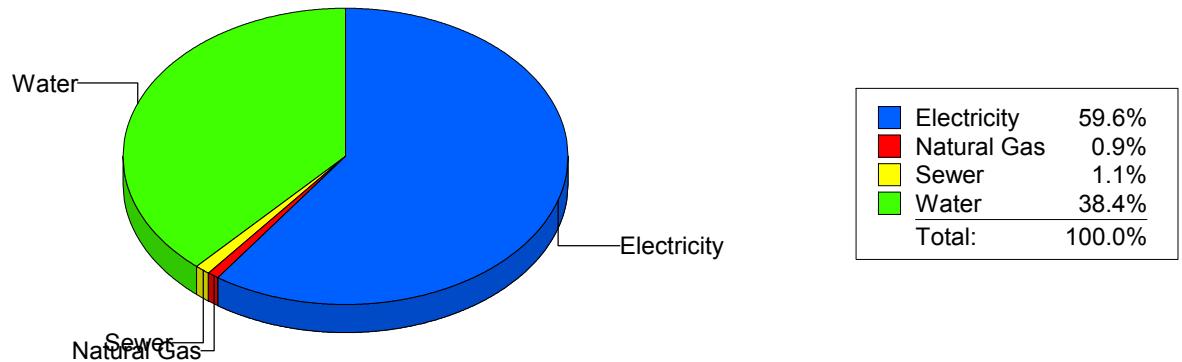
Cost Avoidance Program

Cost Summary Graph

Grouped by Energy Type

Energy Type	Use	Units	Meter Cost	Special Charges	Total Cost	Avg Unit Cost	% of Total Cost
Site: RICHARDSON MIDDLE - RICHARDSON MIDDLE							
Electricity	124,500	KWH	\$15,277.83	\$0.00	\$15,277.83	0.1227	59.61%
Natural Gas	368	CCF	\$235.22	\$0.00	\$235.22	0.6392	0.92%
Water	2,123	CCF	\$9,841.05	\$0.00	\$9,841.05	4.6354	38.40%
Sewer	108	CCF	\$274.77	\$0.00	\$274.77	2.5442	1.07%
Total Cost:			\$25,628.87	\$0.00	\$25,628.87		

For
RICHARDSON
MIDDLE



Filters: Cost Center Name Not Equal To DoNotReport; Billing Period Equal To 201109All Meter CodesAll Group Names

elpaso

Energy CAP

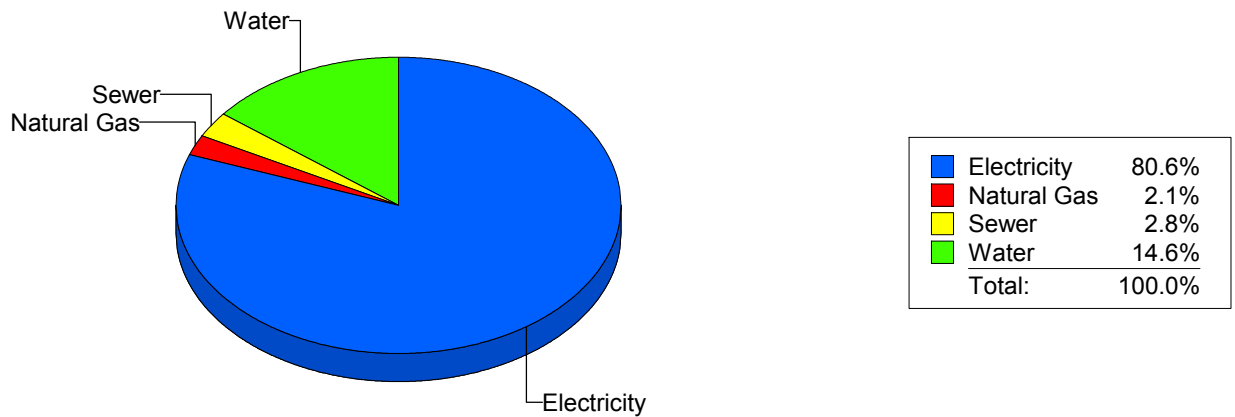
Cost Avoidance Program

Cost Summary Graph

Grouped by Energy Type

Energy Type	Use	Units	Meter Cost	Special Charges	Total Cost	Avg Unit Cost	% of Total Cost
Site: RIVERA ELEMENTARY - RIVERA ELEMENTARY							
Electricity	63,300	KWH	\$8,819.81	\$0.00	\$8,819.81	0.1393	80.57%
Natural Gas	295	CCF	\$228.28	\$0.00	\$228.28	0.7738	2.09%
Water	540	CCF	\$1,592.87	\$0.00	\$1,592.87	2.9498	14.55%
Sewer	132	CCF	\$305.25	\$0.00	\$305.25	2.3125	2.79%
Total Cost:			\$10,946.21	\$0.00	\$10,946.21		

For RIVERA ELEMENTARY



Filters: Cost Center Name Not Equal To DoNotReport; Billing Period Equal To 201109All Meter CodesAll Group Names

elpaso

Energy CAP

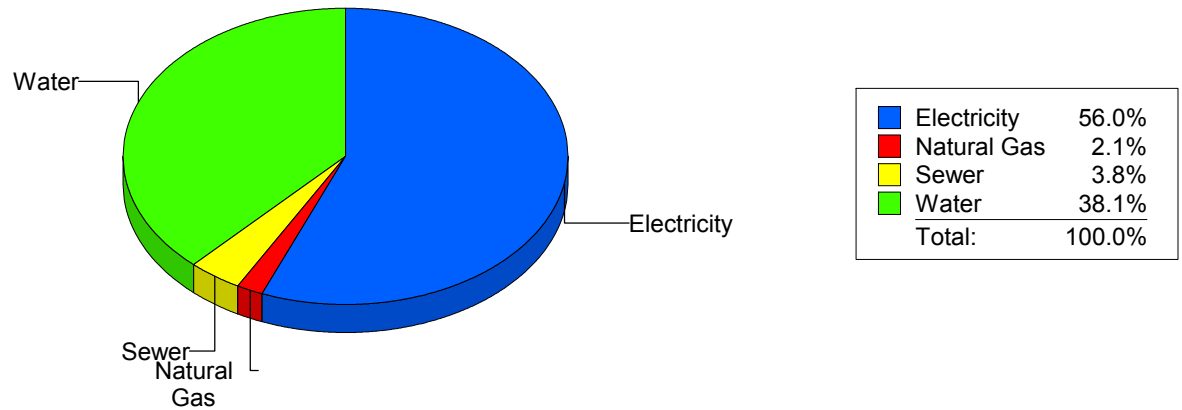
Cost Avoidance Program

Cost Summary Graph

Grouped by Energy Type

Energy Type	Use	Units	Meter Cost	Special Charges	Total Cost	Avg Unit Cost	% of Total Cost
Site: ROBERTS ELEMENTARY - ROBERTS ELEMENTARY							
Electricity	43,254	KWH	\$5,785.59	\$0.00	\$5,785.59	0.1338	55.99%
Natural Gas	283	CCF	\$220.87	\$0.00	\$220.87	0.7805	2.14%
Water	1,063	CCF	\$3,938.39	\$0.00	\$3,938.39	3.7050	38.12%
Sewer	189	CCF	\$387.75	\$0.00	\$387.75	2.0516	3.75%
Total Cost:			\$10,332.60	\$0.00	\$10,332.60		

For ROBERTS ELEMENTARY



Filters: Cost Center Name Not Equal To DoNotReport; Billing Period Equal To 201109All Meter CodesAll Group Names

elpaso

Energy CAP

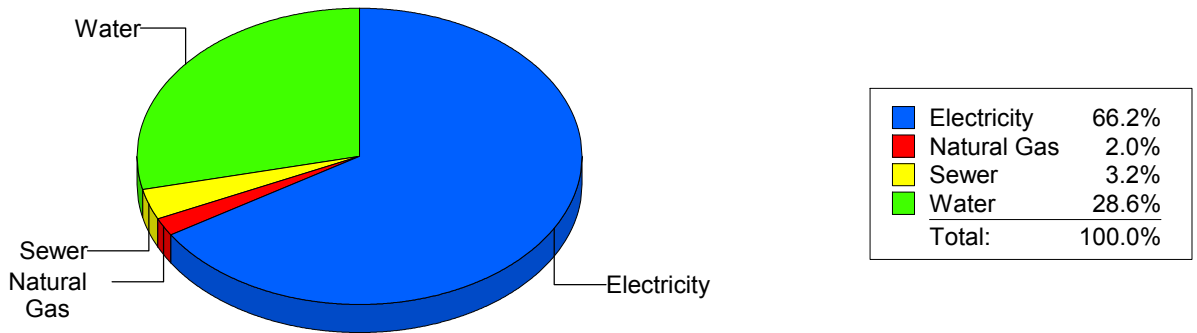
Cost Avoidance Program

Cost Summary Graph

Grouped by Energy Type

Energy Type	Use	Units	Meter Cost	Special Charges	Total Cost	Avg Unit Cost	% of Total Cost
Site: ROSA GUERRERO ELEMEN - ROSA GUERRERO ELEMEN							
Electricity	50,120	KWH	\$6,821.39	\$0.00	\$6,821.39	0.1361	66.18%
Natural Gas	253	CCF	\$206.70	\$0.00	\$206.70	0.8170	2.01%
Water	1,227	CCF	\$2,947.50	\$0.00	\$2,947.50	2.4022	28.60%
Sewer	104	CCF	\$331.93	\$0.00	\$331.93	3.1916	3.22%
Total Cost:			\$10,307.52	\$0.00	\$10,307.52		

For ROSA GUERRERO ELEMEN



Filters: Cost Center Name Not Equal To DoNotReport; Billing Period Equal To 201109All Meter CodesAll Group Names

elpaso

Energy CAP

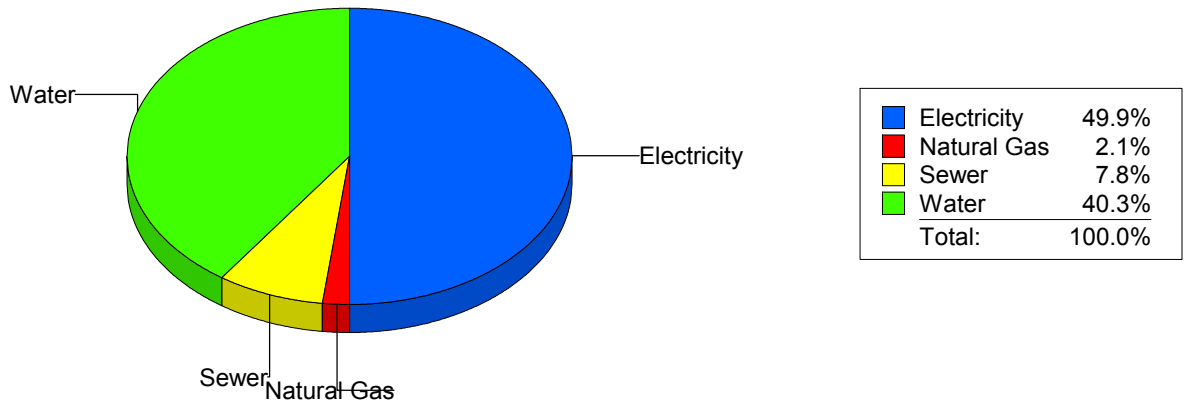
Cost Avoidance Program

Cost Summary Graph

Grouped by Energy Type

Energy Type	Use	Units	Meter Cost	Special Charges	Total Cost	Avg Unit Cost	% of Total Cost
Site: ROSS MIDDLE SCHOOL - ROSS MIDDLE SCHOOL							
Electricity	61,261	KWH	\$8,430.53	\$0.00	\$8,430.53	0.1376	49.88%
Natural Gas	576	CCF	\$352.28	\$0.00	\$352.28	0.6116	2.08%
Water	2,769	CCF	\$6,803.91	\$0.00	\$6,803.91	2.4572	40.25%
Sewer	928	CCF	\$1,316.17	\$0.00	\$1,316.17	1.4183	7.79%
Total Cost:			\$16,902.89	\$0.00	\$16,902.89		

For ROSS
MIDDLE
SCHOOL



Filters: Cost Center Name Not Equal To DoNotReport; Billing Period Equal To 201109All Meter CodesAll Group Names

elpaso

Energy CAP

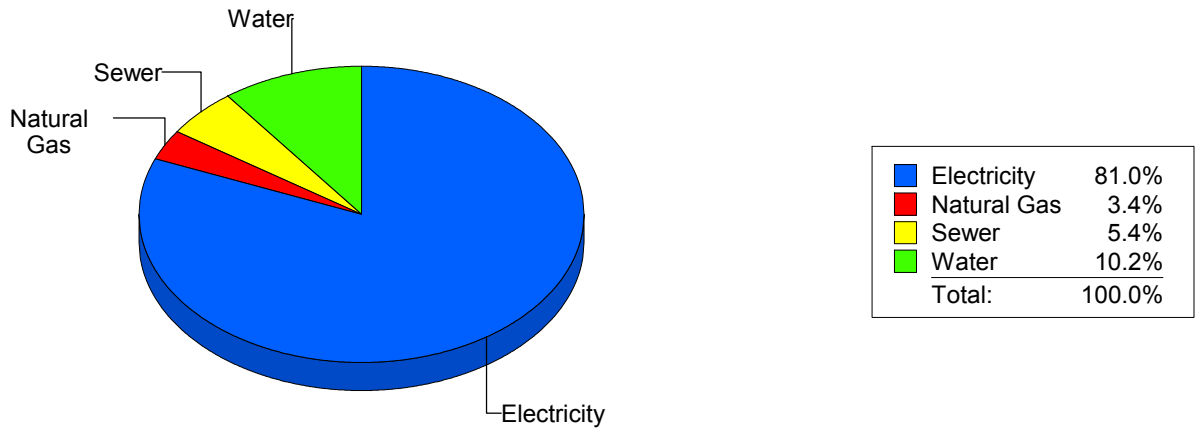
Cost Avoidance Program

Cost Summary Graph

Grouped by Energy Type

Energy Type	Use	Units	Meter Cost	Special Charges	Total Cost	Avg Unit Cost	% of Total Cost
Site: RUSK ELEMENTARY - RUSK ELEMENTARY							
Electricity	32,528	KWH	\$4,407.13	\$0.00	\$4,407.13	0.1355	81.04%
Natural Gas	157	CCF	\$186.27	\$0.00	\$186.27	1.1864	3.43%
Water	242	CCF	\$552.66	\$0.00	\$552.66	2.2837	10.16%
Sewer	124	CCF	\$292.07	\$0.00	\$292.07	2.3554	5.37%
Total Cost:			\$5,438.13	\$0.00	\$5,438.13		

For RUSK ELEMENTARY



Filters: Cost Center Name Not Equal To DoNotReport; Billing Period Equal To 201109All Meter CodesAll Group Names

elpaso

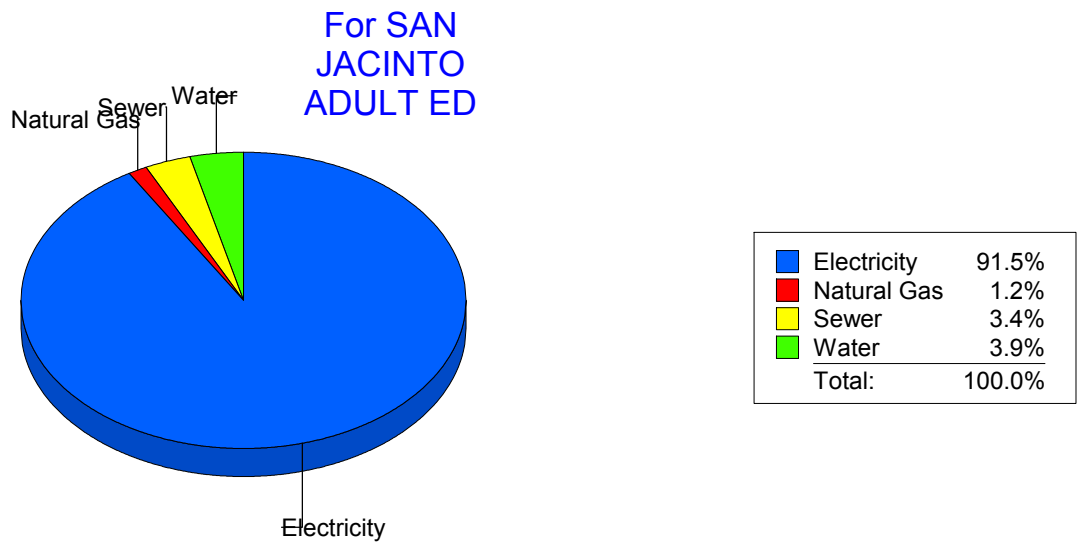
Energy CAP

Cost Avoidance Program

Cost Summary Graph

Grouped by Energy Type

Energy Type	Use	Units	Meter Cost	Special Charges	Total Cost	Avg Unit Cost	% of Total Cost
Site: SAN JACINTO ADULT ED - SAN JACINTO ADULT ED							
Electricity	16,300	KWH	\$2,931.31	\$0.00	\$2,931.31	0.1798	91.53%
Natural Gas	0	CCF	\$37.02	\$0.00	\$37.02	0.0000	1.16%
Water	44	CCF	\$126.43	\$0.00	\$126.43	2.8734	3.95%
Sewer	36	CCF	\$107.96	\$0.00	\$107.96	2.9989	3.37%
Total Cost:			\$3,202.72	\$0.00	\$3,202.72		



Filters: Cost Center Name Not Equal To DoNotReport; Billing Period Equal To 201109All Meter CodesAll Group Names

elpaso

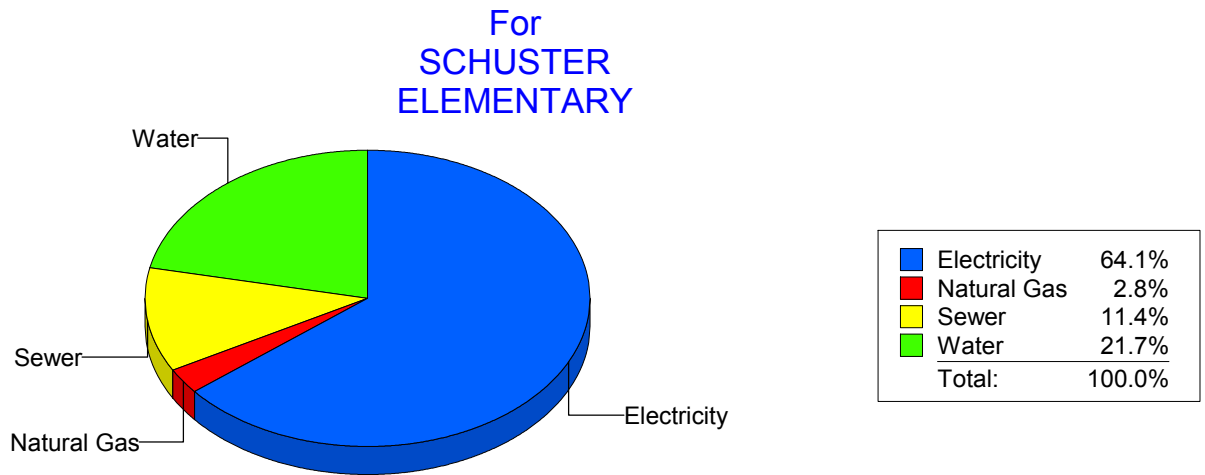
Energy CAP

Cost Avoidance Program

Cost Summary Graph

Grouped by Energy Type

Energy Type	Use	Units	Meter Cost	Special Charges	Total Cost	Avg Unit Cost	% of Total Cost
Site: SCHUSTER ELEMENTARY - SCHUSTER ELEMENTARY							
Electricity	18,080	KWH	\$2,213.48	\$0.00	\$2,213.48	0.1224	64.14%
Natural Gas	123	CCF	\$95.50	\$0.00	\$95.50	0.7764	2.77%
Water	452	CCF	\$747.28	\$0.00	\$747.28	1.6533	21.65%
Sewer	262	CCF	\$394.98	\$0.00	\$394.98	1.5076	11.44%
Total Cost:			\$3,451.24	\$0.00	\$3,451.24		



Filters: Cost Center Name Not Equal To DoNotReport; Billing Period Equal To 201109All Meter CodesAll Group Names

el paso

Energy CAP

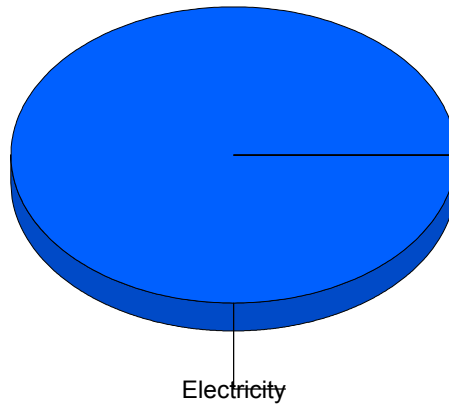
Cost Avoidance Program

Cost Summary Graph

Grouped by Energy Type

Energy Type	Use	Units	Meter Cost	Special Charges	Total Cost	Avg Unit Cost	% of Total Cost
Site: SKYPARK - SKY PARK							
Electricity		605 KWH	\$277.33	\$0.00	\$277.33	0.4584	100.00%
Total Cost:			\$277.33	\$0.00	\$277.33		

For SKY PARK



■ Electricity	100.0%
Total:	100.0%

Filters: Cost Center Name Not Equal To DoNotReport; Billing Period Equal To 201109All Meter CodesAll Group Names

el Paso

Energy CAP

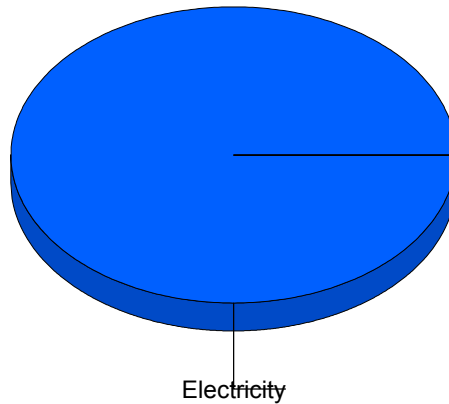
Cost Avoidance Program

Cost Summary Graph

Grouped by Energy Type

Energy Type	Use	Units	Meter Cost	Special Charges	Total Cost	Avg Unit Cost	% of Total Cost
Site: SKYPARKIB1 - SKY PARK I B1							
Electricity		2,617 KWH	\$389.96	\$0.00	\$389.96	0.1490	100.00%
Total Cost:			\$389.96	\$0.00	\$389.96		

For SKY PARK
I B1



■ Electricity	100.0%
Total:	100.0%

Filters: Cost Center Name Not Equal To DoNotReport; Billing Period Equal To 201109All Meter CodesAll Group Names

elpaso

Energy CAP

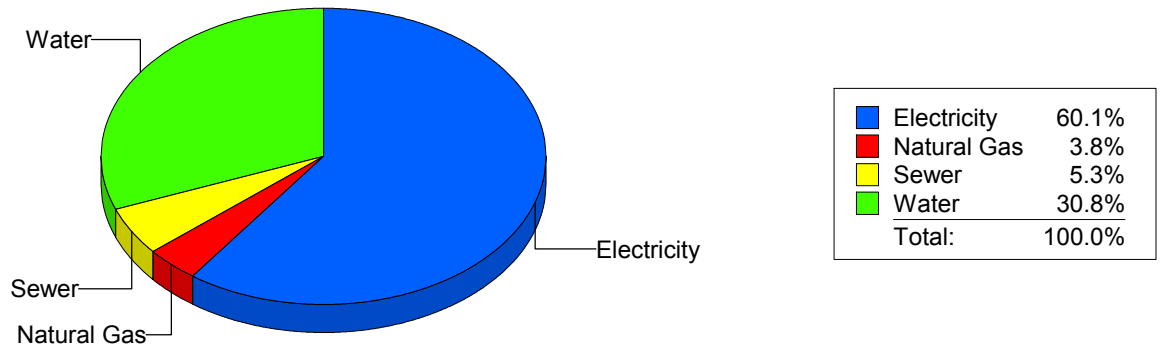
Cost Avoidance Program

Cost Summary Graph

Grouped by Energy Type

Energy Type	Use	Units	Meter Cost	Special Charges	Total Cost	Avg Unit Cost	% of Total Cost
Site: STANTON ELEMENTARY - STANTON ELEMENTARY							
Electricity	30,646	KWH	\$4,344.85	\$0.00	\$4,344.85	0.1418	60.10%
Natural Gas	381	CCF	\$275.00	\$0.00	\$275.00	0.7218	3.80%
Water	757	CCF	\$2,225.62	\$0.00	\$2,225.62	2.9401	30.79%
Sewer	214	CCF	\$383.50	\$0.00	\$383.50	1.7921	5.31%
Total Cost:			\$7,228.97	\$0.00	\$7,228.97		

For STANTON
ELEMENTARY



Filters: Cost Center Name Not Equal To DoNotReport; Billing Period Equal To 201109All Meter CodesAll Group Names

elpaso

Energy CAP

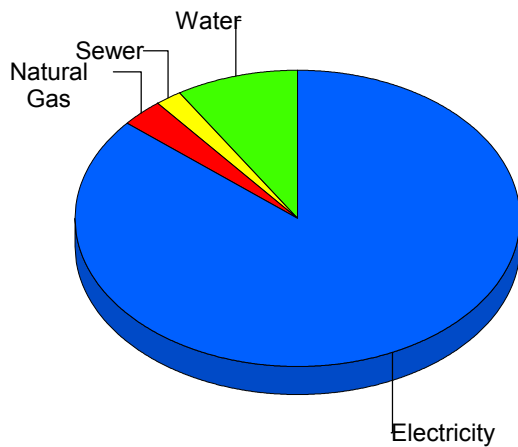
Cost Avoidance Program

Cost Summary Graph

Grouped by Energy Type

Energy Type	Use	Units	Meter Cost	Special Charges	Total Cost	Avg Unit Cost	% of Total Cost
Site: SUNSET HIGH - SUNSET HIGH							
Electricity	24,360	KWH	\$3,209.28	\$0.00	\$3,209.28	0.1317	85.99%
Natural Gas	165	CCF	\$119.49	\$0.00	\$119.49	0.7242	3.20%
Water	64	CCF	\$334.71	\$0.00	\$334.71	5.2298	8.97%
Sewer	5	CCF	\$68.59	\$0.00	\$68.59	13.7180	1.84%
Total Cost:			\$3,732.07	\$0.00	\$3,732.07		

For SUNSET HIGH



Electricity	86.0%
Natural Gas	3.2%
Sewer	1.8%
Water	9.0%
Total:	100.0%

Filters: Cost Center Name Not Equal To DoNotReport; Billing Period Equal To 201109All Meter CodesAll Group Names

elpaso

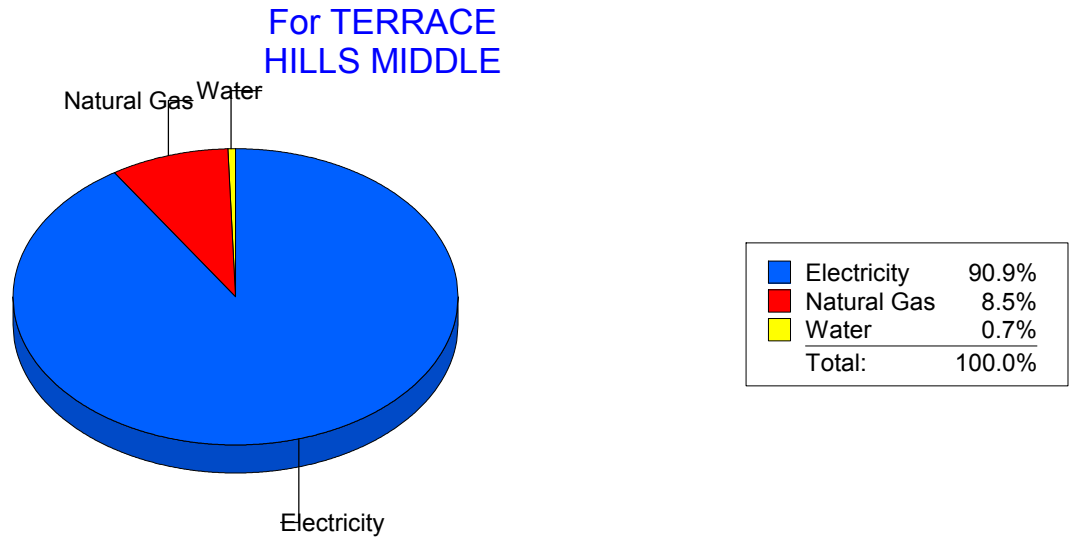
Energy CAP

Cost Avoidance Program

Cost Summary Graph

Grouped by Energy Type

Energy Type	Use	Units	Meter Cost	Special Charges	Total Cost	Avg Unit Cost	% of Total Cost
Site: TERRACE HILLS MIDDLE - TERRACE HILLS MIDDLE							
Electricity	39,300	KWH	\$4,943.44	\$0.00	\$4,943.44	0.1258	90.87%
Natural Gas	719	CCF	\$460.52	\$0.00	\$460.52	0.6405	8.46%
Water	0	CCF	\$36.36	\$0.00	\$36.36	0.0000	0.67%
Total Cost:			\$5,440.32	\$0.00	\$5,440.32		



Filters: Cost Center Name Not Equal To DoNotReport; Billing Period Equal To 201109All Meter CodesAll Group Names

elpaso

Energy CAP

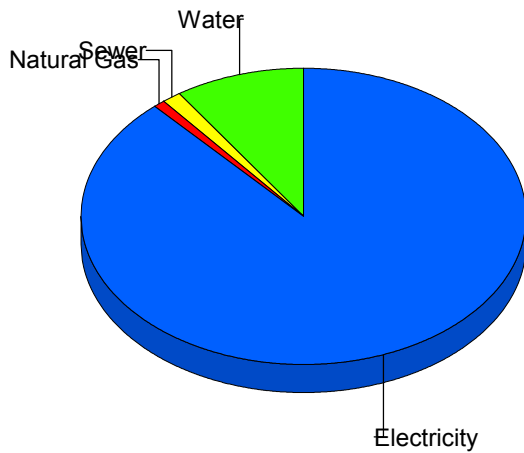
Cost Avoidance Program

Cost Summary Graph

Grouped by Energy Type

Energy Type	Use	Units	Meter Cost	Special Charges	Total Cost	Avg Unit Cost	% of Total Cost
Site: TIPPIN - TIPPIN ELEMENTARY							
Electricity	92,280	KWH	\$13,875.12	\$0.00	\$13,875.12	0.1504	88.34%
Natural Gas	176	CCF	\$125.74	\$0.00	\$125.74	0.7144	0.80%
Water	364	CCF	\$1,464.46	\$0.00	\$1,464.46	4.0232	9.32%
Sewer	82	CCF	\$241.75	\$0.00	\$241.75	2.9482	1.54%
Total Cost:			\$15,707.07	\$0.00	\$15,707.07		

For TIPPIN ELEMENTARY



Electricity	88.3%
Natural Gas	0.8%
Sewer	1.5%
Water	9.3%
Total:	100.0%

Filters: Cost Center Name Not Equal To DoNotReport; Billing Period Equal To 201109All Meter CodesAll Group Names

elpaso

Energy CAP

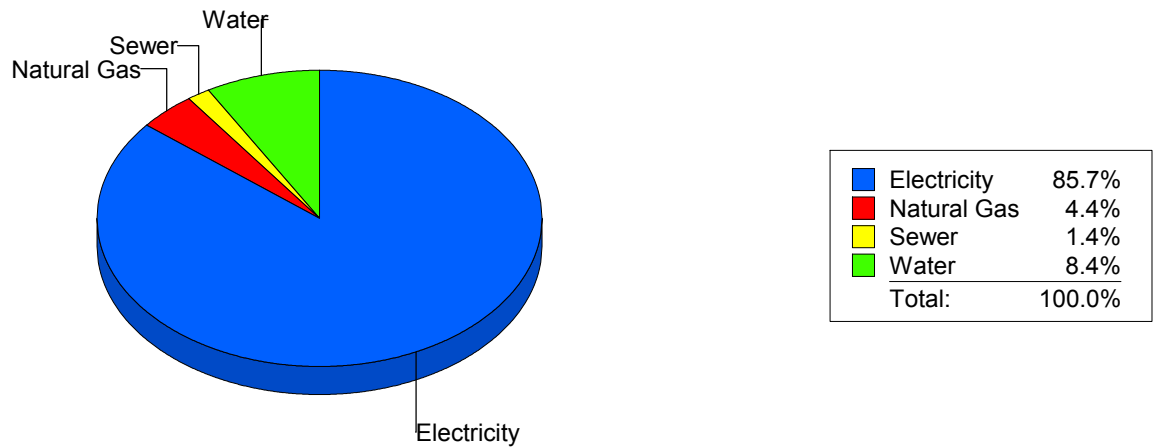
Cost Avoidance Program

Cost Summary Graph

Grouped by Energy Type

Energy Type	Use	Units	Meter Cost	Special Charges	Total Cost	Avg Unit Cost	% of Total Cost
Site: TOMLEA - TOM LEA							
Electricity	98,040	KWH	\$12,915.44	\$0.00	\$12,915.44	0.1317	85.74%
Natural Gas	1,135	CCF	\$659.63	\$0.00	\$659.63	0.5812	4.38%
Water	371	CCF	\$1,272.66	\$0.00	\$1,272.66	3.4304	8.45%
Sewer	62	CCF	\$216.35	\$0.00	\$216.35	3.4895	1.44%
Total Cost:			\$15,064.08	\$0.00	\$15,064.08		

For TOM LEA



Filters: Cost Center Name Not Equal To DoNotReport; Billing Period Equal To 201109All Meter CodesAll Group Names

el paso

Energy CAP

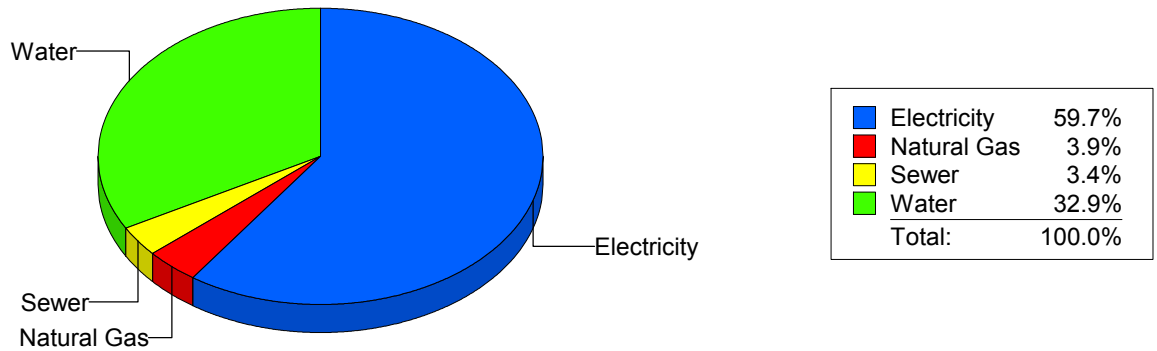
Cost Avoidance Program

Cost Summary Graph

Grouped by Energy Type

Energy Type	Use	Units	Meter Cost	Special Charges	Total Cost	Avg Unit Cost	% of Total Cost
Site: TRAVIS ELEMENTARY SC - TRAVIS ELEMENTARY SC							
Electricity	30,843	KWH	\$4,110.22	\$0.00	\$4,110.22	0.1333	59.71%
Natural Gas	362	CCF	\$268.46	\$0.00	\$268.46	0.7416	3.90%
Water	615	CCF	\$2,267.20	\$0.00	\$2,267.20	3.6865	32.94%
Sewer	99	CCF	\$237.45	\$0.00	\$237.45	2.3985	3.45%
Total Cost:			\$6,883.33	\$0.00	\$6,883.33		

For TRAVIS
ELEMENTARY
SC



Filters: Cost Center Name Not Equal To DoNotReport; Billing Period Equal To 201109All Meter CodesAll Group Names

elpaso

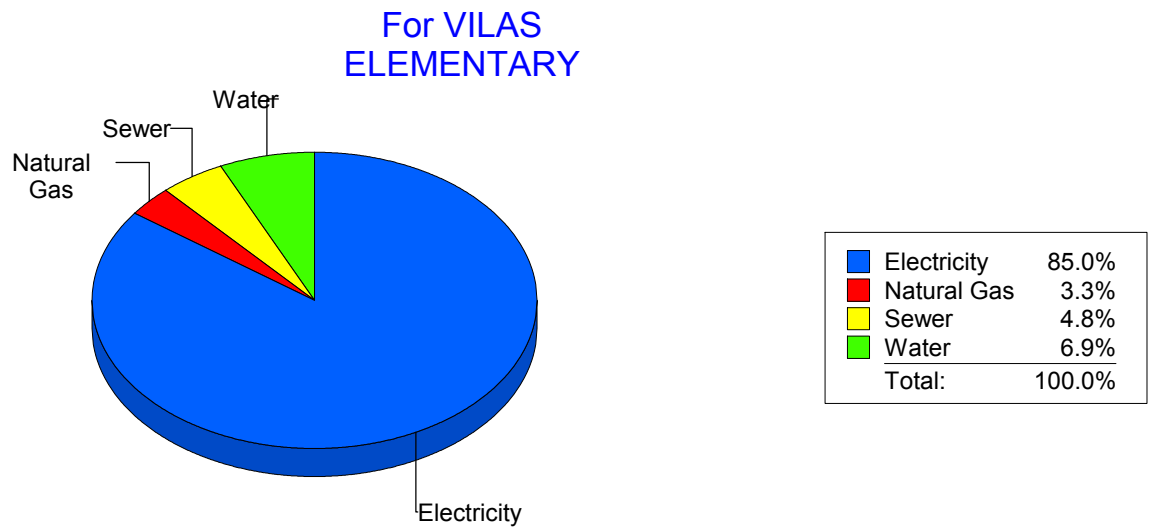
Energy CAP

Cost Avoidance Program

Cost Summary Graph

Grouped by Energy Type

Energy Type	Use	Units	Meter Cost	Special Charges	Total Cost	Avg Unit Cost	% of Total Cost
Site: VILAS ELEMENTARY - VILAS ELEMENTARY							
Electricity	56,885	KWH	\$7,910.14	\$0.00	\$7,910.14	0.1391	85.00%
Natural Gas	302	CCF	\$308.42	\$0.00	\$308.42	1.0213	3.31%
Water	165	CCF	\$640.63	\$0.00	\$640.63	3.8826	6.88%
Sewer	148	CCF	\$447.03	\$0.00	\$447.03	3.0205	4.80%
Total Cost:			\$9,306.22	\$0.00	\$9,306.22		



Filters: Cost Center Name Not Equal To DoNotReport; Billing Period Equal To 201109All Meter CodesAll Group Names

elpaso

Energy CAP

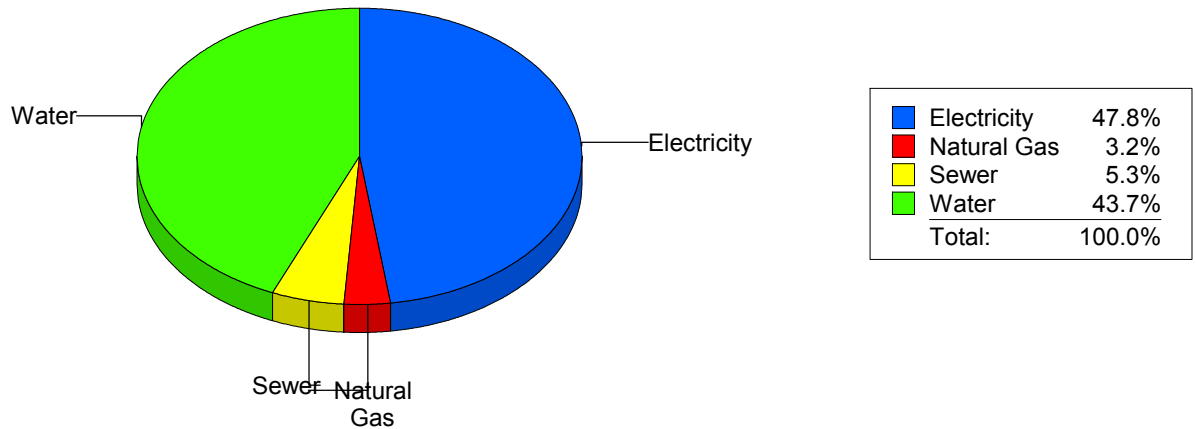
Cost Avoidance Program

Cost Summary Graph

Grouped by Energy Type

Energy Type	Use	Units	Meter Cost	Special Charges	Total Cost	Avg Unit Cost	% of Total Cost
Site: WAINWRIGHT ELEMENTAR - WAINWRIGHT ELEMENTAR							
Electricity	12,470	KWH	\$1,684.26	\$0.00	\$1,684.26	0.1351	47.81%
Natural Gas	3	CCF	\$112.42	\$0.00	\$112.42	37.4733	3.19%
Water	354	CCF	\$1,539.24	\$0.00	\$1,539.24	4.3481	43.70%
Sewer	41	CCF	\$186.66	\$0.00	\$186.66	4.5527	5.30%
Total Cost:			\$3,522.58	\$0.00	\$3,522.58		

For
WAINWRIGHT
ELEMENTAR



Filters: Cost Center Name Not Equal To DoNotReport; Billing Period Equal To 201109All Meter CodesAll Group Names

elpaso

Energy CAP

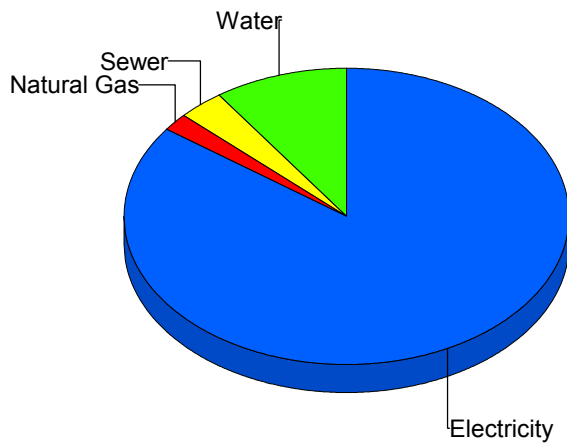
Cost Avoidance Program

Cost Summary Graph

Grouped by Energy Type

Energy Type	Use	Units	Meter Cost	Special Charges	Total Cost	Avg Unit Cost	% of Total Cost
Site: WESTERN HILLS ELEMEN - WESTERN HILLS ELEMEN							
Electricity	66,360	KWH	\$9,680.12	\$0.00	\$9,680.12	0.1459	85.02%
Natural Gas	349	CCF	\$224.38	\$0.00	\$224.38	0.6429	1.97%
Water	438	CCF	\$1,117.86	\$0.00	\$1,117.86	2.5522	9.82%
Sewer	70	CCF	\$363.09	\$0.00	\$363.09	5.1870	3.19%
Total Cost:			\$11,385.45	\$0.00	\$11,385.45		

For WESTERN HILLS ELEMEN



Electricity	85.0%
Natural Gas	2.0%
Sewer	3.2%
Water	9.8%
Total:	100.0%

Filters: Cost Center Name Not Equal To DoNotReport; Billing Period Equal To 201109All Meter CodesAll Group Names

elpaso

Energy CAP

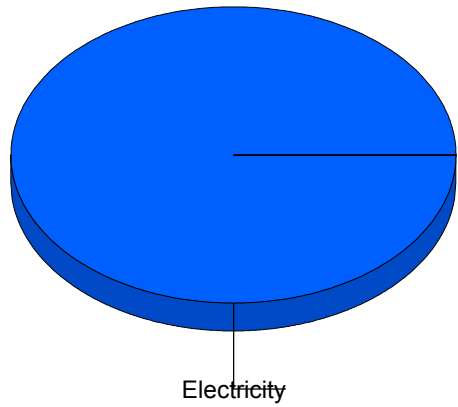
Cost Avoidance Program

Cost Summary Graph

Grouped by Energy Type

Energy Type	Use	Units	Meter Cost	Special Charges	Total Cost	Avg Unit Cost	% of Total Cost
Site: WESTSIDE TRANSPORTAT - WESTSIDE TRANSPORTAT							
Electricity	2,257	KWH	\$313.61	\$0.00	\$313.61	0.1389	100.00%
Total Cost:			\$313.61	\$0.00	\$313.61		

For WESTSIDE TRANSPORTAT



Electricity	100.0%
Total:	100.0%

Filters: Cost Center Name Not Equal To DoNotReport; Billing Period Equal To 201109All Meter CodesAll Group Names

elpaso

Energy CAP

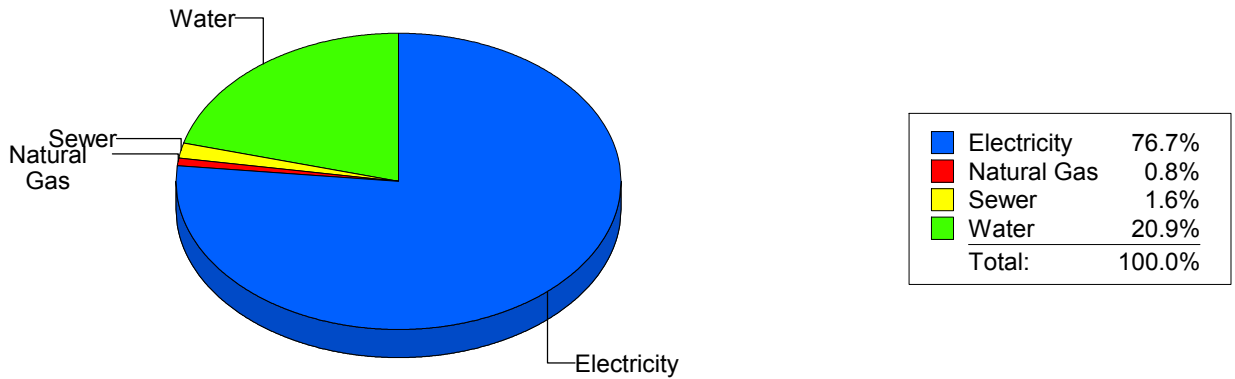
Cost Avoidance Program

Cost Summary Graph

Grouped by Energy Type

Energy Type	Use	Units	Meter Cost	Special Charges	Total Cost	Avg Unit Cost	% of Total Cost
Site: WHITAKER ELEMENTARY - WHITAKER ELEMENTARY							
Electricity	98,160	KWH	\$13,170.37	\$0.00	\$13,170.37	0.1342	76.70%
Natural Gas	207	CCF	\$143.42	\$0.00	\$143.42	0.6929	0.84%
Water	1,813	CCF	\$3,580.49	\$0.00	\$3,580.49	1.9749	20.85%
Sewer	109	CCF	\$276.04	\$0.00	\$276.04	2.5325	1.61%
Total Cost:			\$17,170.32	\$0.00	\$17,170.32		

For WHITAKER ELEMENTARY



Filters: Cost Center Name Not Equal To DoNotReport; Billing Period Equal To 201109All Meter CodesAll Group Names

el Paso

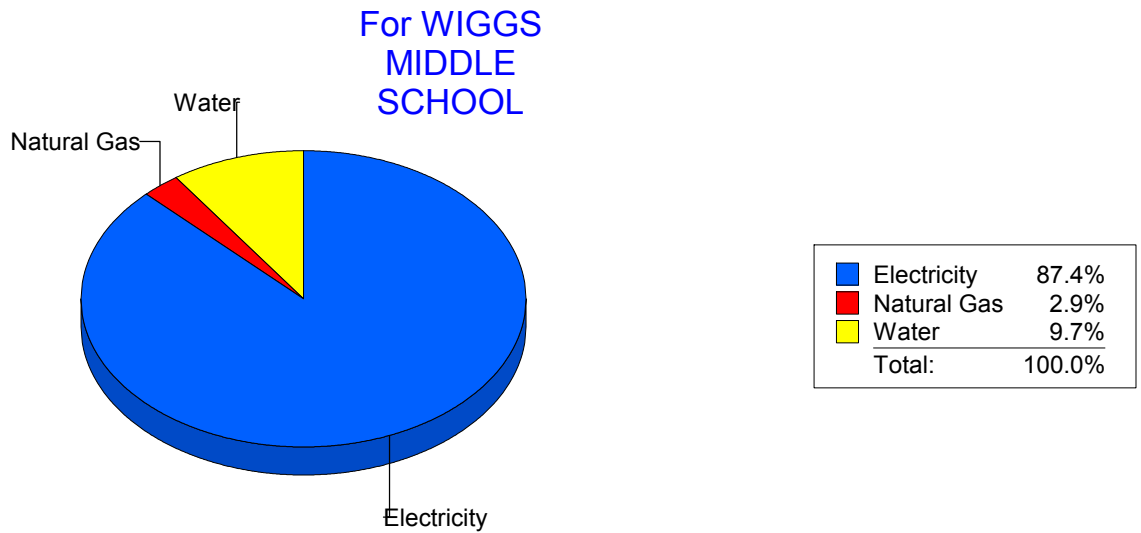
Energy CAP

Cost Avoidance Program

Cost Summary Graph

Grouped by Energy Type

Energy Type	Use	Units	Meter Cost	Special Charges	Total Cost	Avg Unit Cost	% of Total Cost
Site: WIGGS MIDDLE SCHOOL - WIGGS MIDDLE SCHOOL							
Electricity	59,760	KWH	\$7,519.77	\$0.00	\$7,519.77	0.1258	87.40%
Natural Gas	388	CCF	\$246.63	\$0.00	\$246.63	0.6356	2.87%
Water	348	CCF	\$837.28	\$0.00	\$837.28	2.4060	9.73%
Total Cost:			\$8,603.68	\$0.00	\$8,603.68		



Filters: Cost Center Name Not Equal To DoNotReport; Billing Period Equal To 201109All Meter CodesAll Group Names

elpaso

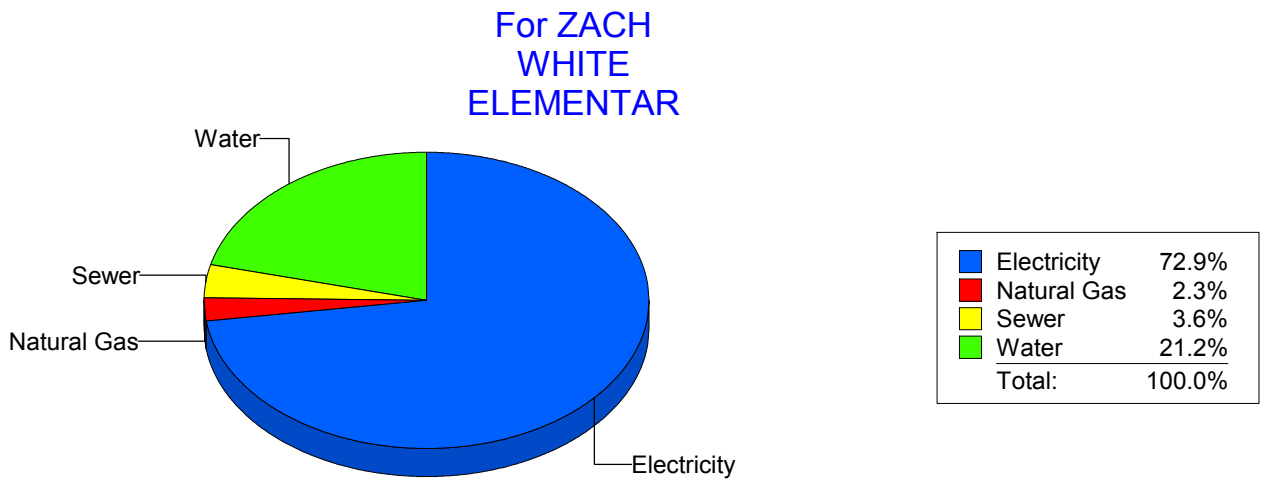
Energy CAP

Cost Avoidance Program

Cost Summary Graph

Grouped by Energy Type

Energy Type	Use	Units	Meter Cost	Special Charges	Total Cost	Avg Unit Cost	% of Total Cost
Site: ZACH WHITE ELEMENTAR - ZACH WHITE ELEMENTAR							
Electricity	63,300	KWH	\$7,985.02	\$0.00	\$7,985.02	0.1261	72.89%
Natural Gas	325	CCF	\$247.72	\$0.00	\$247.72	0.7622	2.26%
Water	728	CCF	\$2,327.68	\$0.00	\$2,327.68	3.1974	21.25%
Sewer	104	CCF	\$394.17	\$0.00	\$394.17	3.7901	3.60%
Total Cost:			\$10,954.59	\$0.00	\$10,954.59		



Filters: Cost Center Name Not Equal To DoNotReport; Billing Period Equal To 201109All Meter CodesAll Group Names

elpaso

Energy CAP

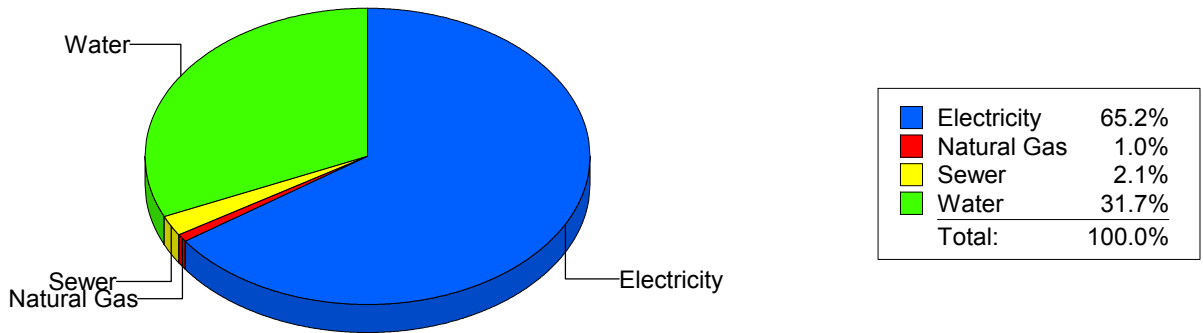
Cost Avoidance Program

Cost Summary Graph

Grouped by Energy Type

Energy Type	Use	Units	Meter Cost	Special Charges	Total Cost	Avg Unit Cost	% of Total Cost
Site: ZAVALA ELEMENTARY SC - ZAVALA ELEMENTARY SC							
Electricity	32,003	KWH	\$3,819.41	\$0.00	\$3,819.41	0.1193	65.16%
Natural Gas	44	CCF	\$56.99	\$0.00	\$56.99	1.2952	0.97%
Water	432	CCF	\$1,859.50	\$0.00	\$1,859.50	4.3044	31.72%
Sewer	50	CCF	\$125.74	\$0.00	\$125.74	2.5148	2.15%
Total Cost:			\$5,861.64	\$0.00	\$5,861.64		

For ZAVALA
ELEMENTARY
SC



Filters: Cost Center Name Not Equal To DoNotReport; Billing Period Equal To 201109All Meter CodesAll Group Names

elpaso

Energy CAP

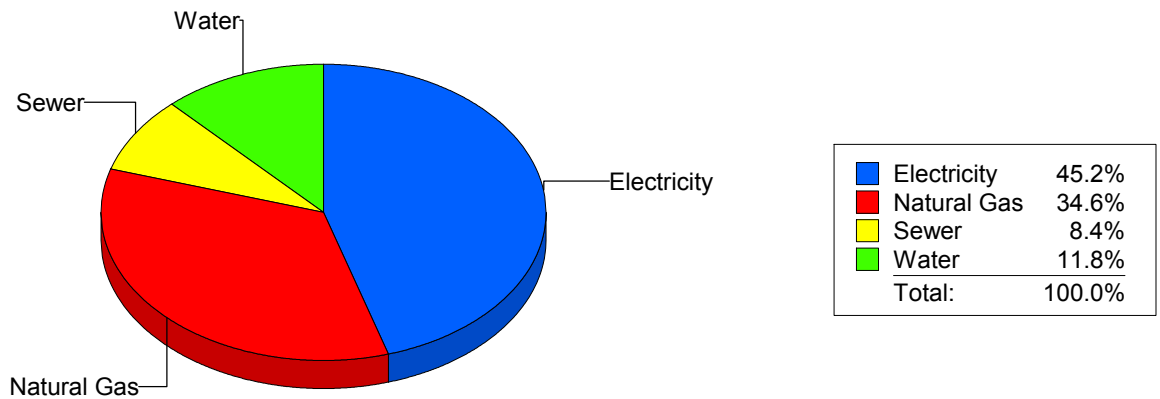
Cost Avoidance Program

Cost Summary Graph

Grouped by Energy Type

Energy Type	Use	Units	Meter Cost	Special Charges	Total Cost	Avg Unit Cost	% of Total Cost
Site: ZUNI COTTAGES - ZUNI COTTAGES							
Electricity	627	KWH	\$115.04	\$0.00	\$115.04	0.1835	45.16%
Natural Gas	31	CCF	\$88.11	\$0.00	\$88.11	2.8423	34.59%
Water	6	CCF	\$30.10	\$0.00	\$30.10	5.0167	11.82%
Sewer	1	CCF	\$21.49	\$0.00	\$21.49	21.4900	8.44%
Total Cost:			\$254.74	\$0.00	\$254.74		

For ZUNI COTTAGES



Filters: Cost Center Name Not Equal To DoNotReport; Billing Period Equal To 201109All Meter CodesAll Group Names

elpaso

Energy CAP

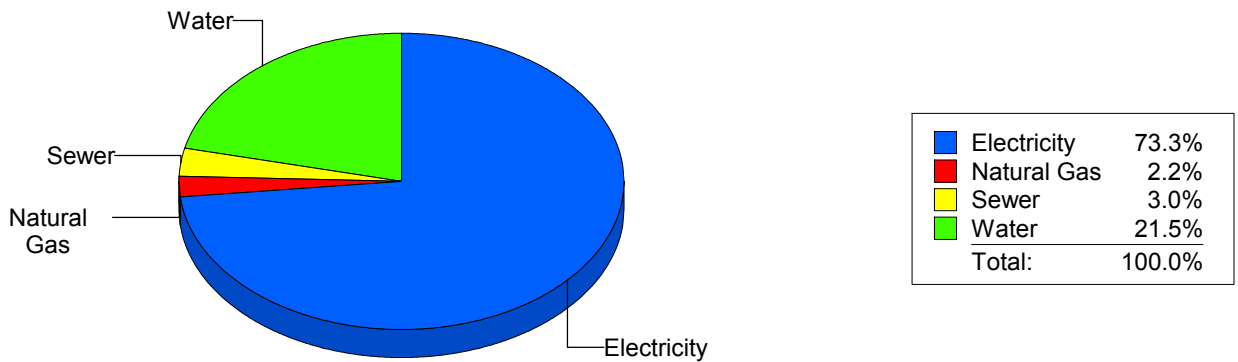
Cost Avoidance Program

Cost Summary Graph

Grouped by Energy Type

Energy Type	Use	Units	Meter Cost	Special Charges	Total Cost	Avg Unit Cost	% of Total Cost
All Sites							
Electricity	7,659,008	KWH	\$974,636.35	\$0.00	\$974,636.35	0.1273	73.29%
Natural Gas	41,294	CCF	\$29,396.20	\$0.00	\$29,396.20	0.7119	2.21%
Water	93,834	CCF	\$285,975.60	\$0.00	\$285,975.60	3.0477	21.50%
Sewer	18,085	CCF	\$39,820.62	\$0.00	\$39,820.62	2.2019	2.99%
Total Cost:			\$1,329,828.77	\$0.00	\$1,329,828.77		

For All Sites



Filters: Cost Center Name Not Equal To DoNotReport; Billing Period Equal To 201109All Meter CodesAll Group Names