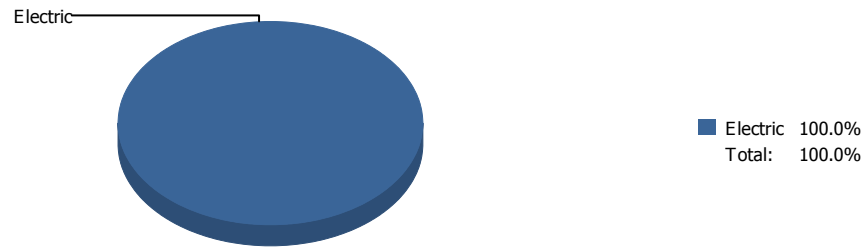
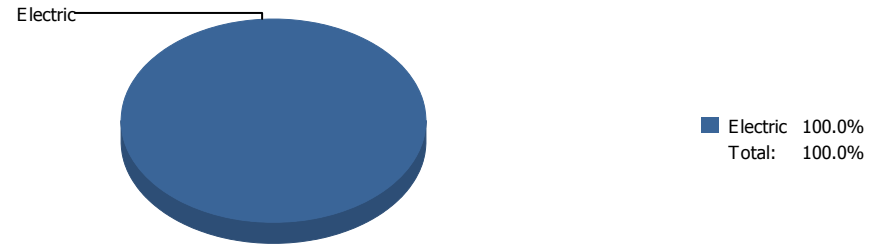


Energy

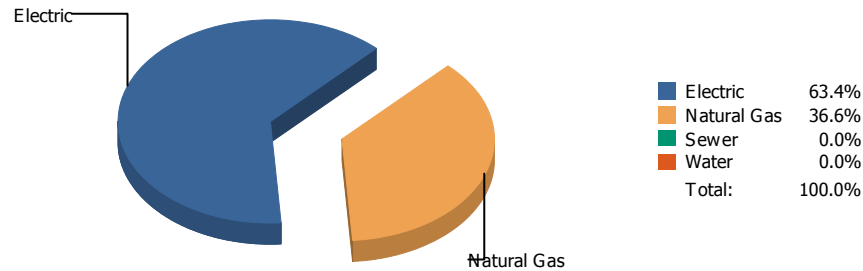


Cost

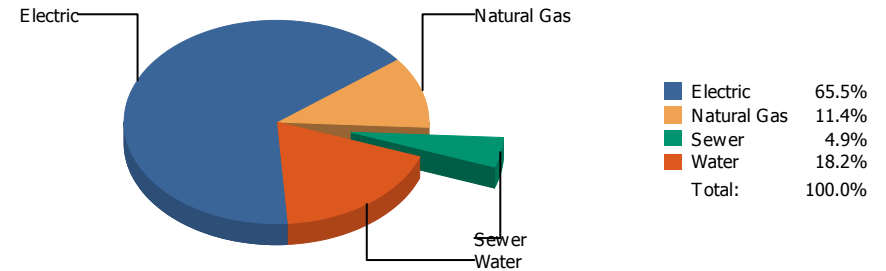


Commodity	Common Use	Energy Use	Energy Use / Area	Total Cost	Cost / Unit	Cost / Area
Place: [ALAMO] ALAMO 101 [BUILDING]						
Area: 58,978 SqFt						
Billing Period: Nov 2017						
ELECTRIC	1,750.00 kWh	5,973 KBtu	0.101 KBtu/SqFt	\$219.27	\$0.125 /kWh	\$0.004 /SqFt
Totals:		5,973 KBtu	0.101 KBtu/SqFt	\$219.27		

Energy

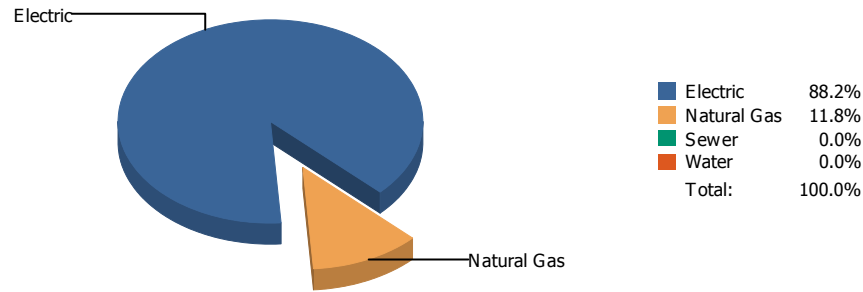


Cost

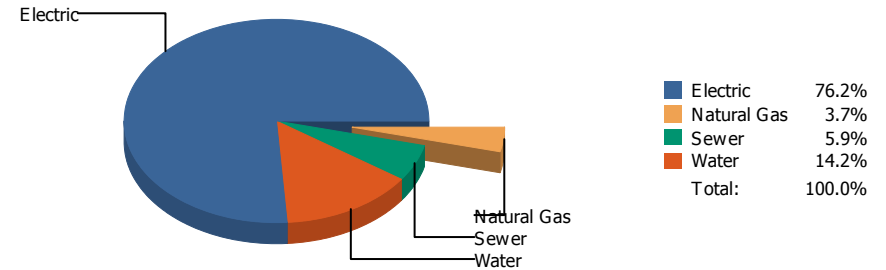


Commodity	Common Use	Energy Use	Energy Use / Area	Total Cost	Cost / Unit	Cost / Area
Place: [ALTA] ALTA VISTA 102 [BUILDING]						
Area: 68,463 SqFt						
Billing Period: Nov 2017						
ELECTRIC	27,600.00 kWh	94,199 KBtu	1.376 KBtu/SqFt	\$3,135.24	\$0.114 /kWh	\$0.046 /SqFt
NATURALGAS	527.00 CCF	54,281 KBtu	0.793 KBtu/SqFt	\$545.29	\$1.035 /CCF	\$0.008 /SqFt
SEWER	83.00 CCF			\$233.27	\$2.810 /CCF	\$0.003 /SqFt
WATER	236.00 CCF			\$872.17	\$3.696 /CCF	\$0.013 /SqFt
Totals:		148,480 KBtu	2.169 KBtu/SqFt	\$4,785.97		

Energy

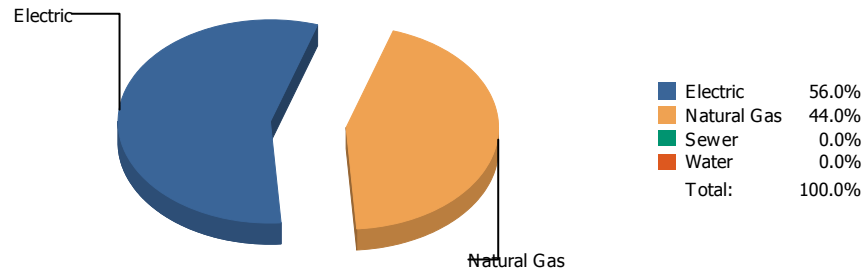


Cost

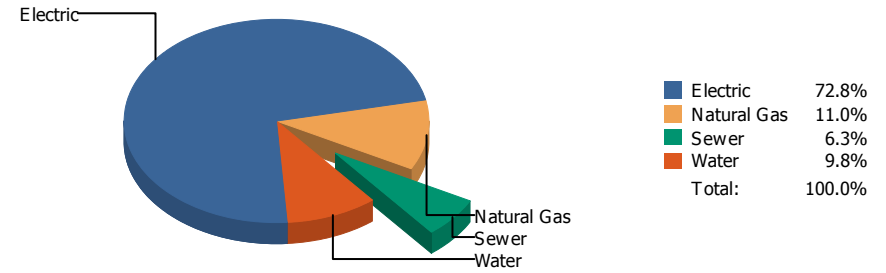


Commodity	Common Use	Energy Use	Energy Use / Area	Total Cost	Cost / Unit	Cost / Area
Place: [ADDRESS] ADDRESS 001 [BUILDING]						
Area: 266,968 SqFt						
Billing Period: Nov 2017						
ELECTRIC	184,595.00 kWh	630,023 KBtu	2.360 KBtu/SqFt	\$16,837.99	\$0.091 /kWh	\$0.063 /SqFt
NATURALGAS	818.00 CCF	84,254 KBtu	0.316 KBtu/SqFt	\$827.90	\$1.012 /CCF	\$0.003 /SqFt
SEWER	634.00 CCF			\$1,313.09	\$2.071 /CCF	\$0.005 /SqFt
WATER	1,231.00 CCF			\$3,129.08	\$2.542 /CCF	\$0.012 /SqFt
Totals:		714,277 KBtu	2.676 KBtu/SqFt	\$22,108.06		

Energy

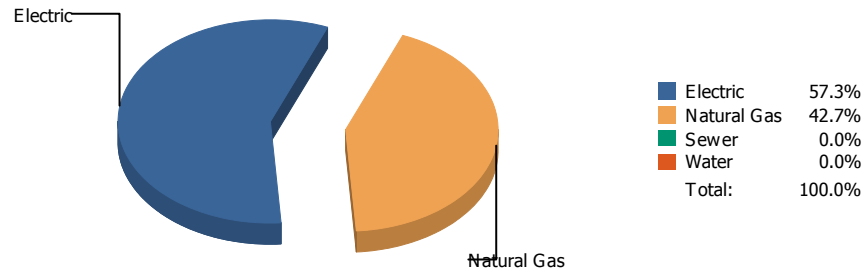


Cost

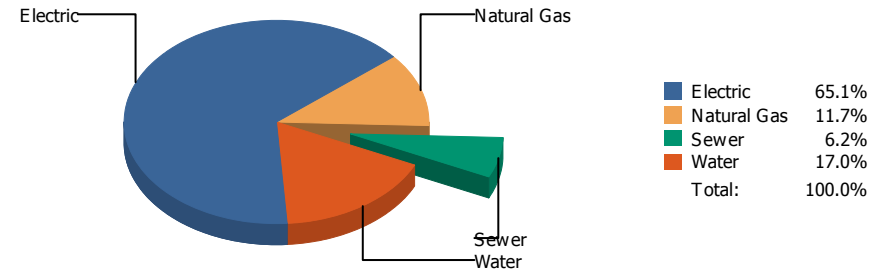


Commodity	Common Use	Energy Use	Energy Use / Area	Total Cost	Cost / Unit	Cost / Area
Place: [AOY] AOY 103 [BUILDING]						
Area: 105,486 SqFt						
Billing Period: Nov 2017						
ELECTRIC	69,423.00 kWh	236,941 KBtu	2.246 KBtu/SqFt	\$8,209.37	\$0.118 /kWh	\$0.078 /SqFt
NATURALGAS	1,805.00 CCF	185,915 KBtu	1.762 KBtu/SqFt	\$1,244.09	\$0.689 /CCF	\$0.012 /SqFt
SEWER	197.00 CCF			\$711.37	\$3.611 /CCF	\$0.007 /SqFt
WATER	178.00 CCF			\$1,106.01	\$6.214 /CCF	\$0.010 /SqFt
Totals:		422,856 KBtu	4.009 KBtu/SqFt	\$11,270.84		

Energy

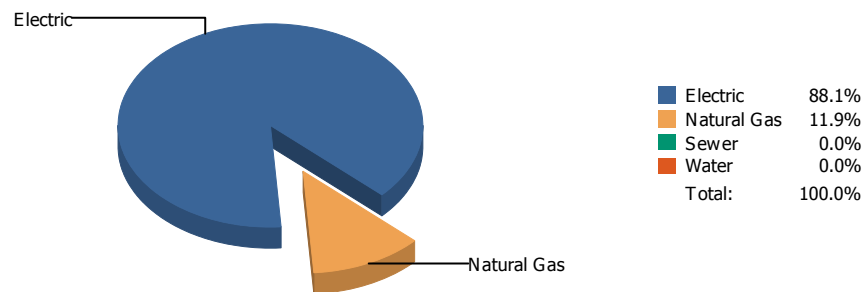


Cost

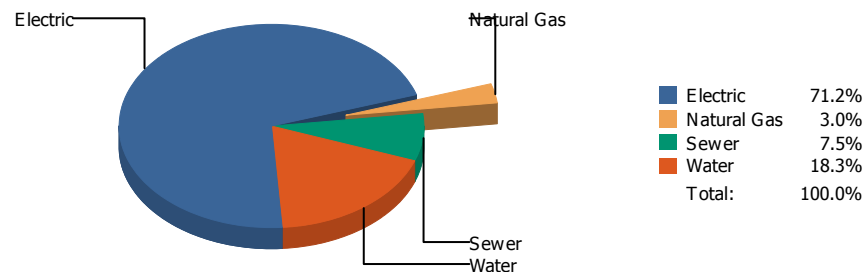


Commodity	Common Use	Energy Use	Energy Use / Area	Total Cost	Cost / Unit	Cost / Area
Place: [ARMENDARIZ_1] ARMENDARIZ MIDDLE SCHOOL [BUILDING]						
Area: 133,779 SqFt						
Billing Period: Nov 2017						
ELECTRIC	88,500.00 kWh	302,051 KBtu	2.258 KBtu/SqFt	\$7,429.78	\$0.084 /kWh	\$0.056 /SqFt
NATURALGAS	2,182.00 CCF	224,746 KBtu	1.680 KBtu/SqFt	\$1,331.60	\$0.610 /CCF	\$0.010 /SqFt
SEWER	236.00 CCF			\$711.76	\$3.016 /CCF	\$0.005 /SqFt
WATER	489.00 CCF			\$1,939.26	\$3.966 /CCF	\$0.014 /SqFt
Totals:		526,797 KBtu	3.938 KBtu/SqFt	\$11,412.40		

Energy

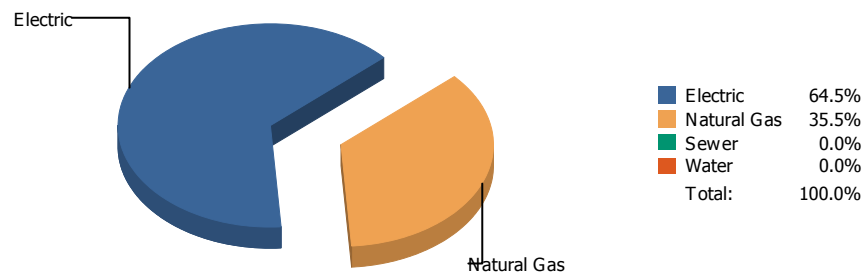


Cost

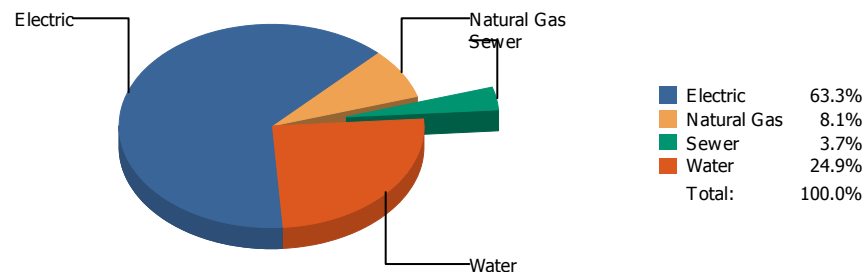


Commodity	Common Use	Energy Use	Energy Use / Area	Total Cost	Cost / Unit	Cost / Area
Place: [AUSTIN] AUSTIN 002 [BUILDING]						
Area: 269,216 SqFt						
Billing Period: Nov 2017						
ELECTRIC	155,024.00 kWh	529,097 KBtu	1.965 KBtu/SqFt	\$18,228.43	\$0.118 /kWh	\$0.067 /SqFt
NATURALGAS	696.00 CCF	71,688 KBtu	0.266 KBtu/SqFt	\$762.28	\$1.095 /CCF	\$0.003 /SqFt
SEWER	661.00 CCF			\$1,930.77	\$2.921 /CCF	\$0.007 /SqFt
WATER	1,399.00 CCF			\$4,681.09	\$3.346 /CCF	\$0.017 /SqFt
Totals:		600,785 KBtu	2.232 KBtu/SqFt	\$25,602.57		

Energy

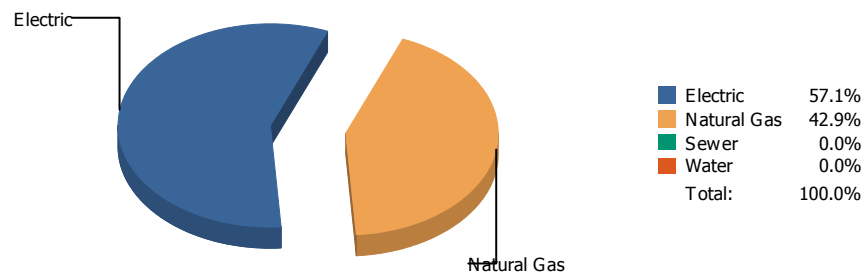


Cost

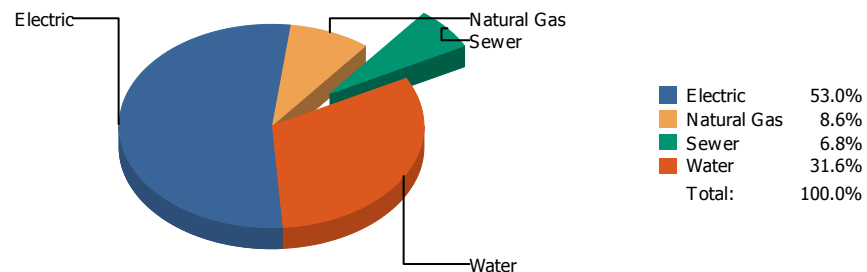


Commodity	Common Use	Energy Use	Energy Use / Area	Total Cost	Cost / Unit	Cost / Area
Place: [BARRON ELEMENTARY] Barron Elementary 165 [BUILDING]						
Area: 87,818 SqFt						
Billing Period: Nov 2017						
ELECTRIC	67,721.00 kWh	231,132 KBtu	2.632 KBtu/SqFt	\$7,288.51	\$0.108 /kWh	\$0.083 /SqFt
NATURALGAS	1,233.00 CCF	126,999 KBtu	1.446 KBtu/SqFt	\$933.01	\$0.757 /CCF	\$0.011 /SqFt
SEWER	56.00 CCF			\$425.41	\$7.597 /CCF	\$0.005 /SqFt
WATER	391.00 CCF			\$2,870.32	\$7.341 /CCF	\$0.032 /SqFt
Totals:		358,131 KBtu	4.078 KBtu/SqFt	\$11,517.25		

Energy

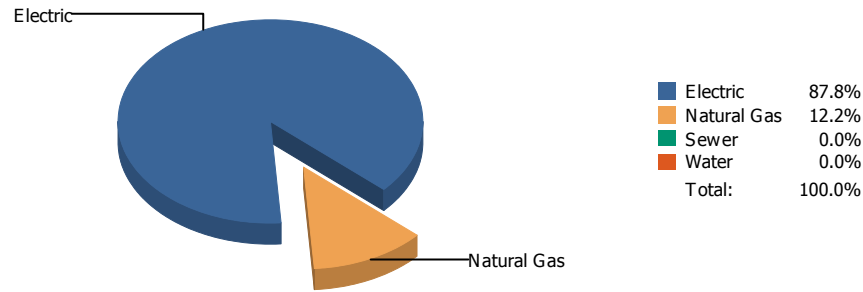


Cost

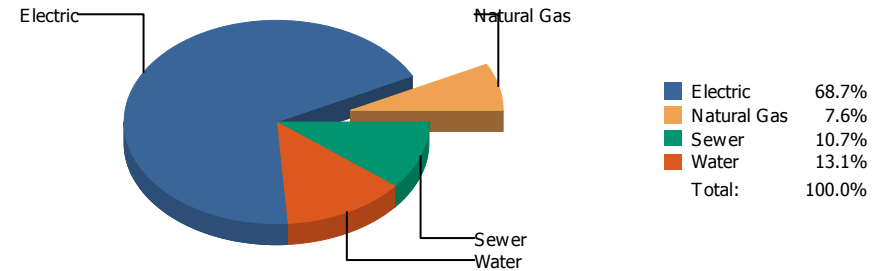


Commodity	Common Use	Energy Use	Energy Use / Area	Total Cost	Cost / Unit	Cost / Area
Place: [BASSETT] BASSETT 049 [BUILDING]						
Area: 174,250 SqFt						
Billing Period: Nov 2017						
ELECTRIC	56,174.00 kWh	191,722 KBtu	1.100 KBtu/SqFt	\$6,375.14	\$0.113 /kWh	\$0.037 /SqFt
NATURALGAS	1,396.00 CCF	143,788 KBtu	0.825 KBtu/SqFt	\$1,033.27	\$0.740 /CCF	\$0.006 /SqFt
SEWER	352.00 CCF			\$813.95	\$2.312 /CCF	\$0.005 /SqFt
WATER	915.00 CCF			\$3,795.88	\$4.149 /CCF	\$0.022 /SqFt
Totals:		335,510 KBtu	1.925 KBtu/SqFt	\$12,018.24		

Energy

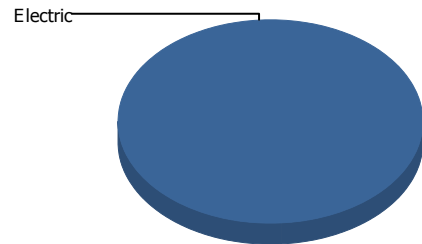


Cost



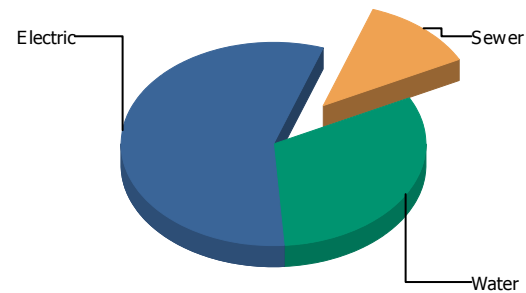
Commodity	Common Use	Energy Use	Energy Use / Area	Total Cost	Cost / Unit	Cost / Area
Place: [BEALL] BEALL 104 [BUILDING]						
Area: 74,454 SqFt						
Billing Period: Nov 2017						
ELECTRIC	23,780.00 kWh	81,161 KBtu	1.090 KBtu/SqFt	\$2,792.15	\$0.117 /kWh	\$0.037 /SqFt
NATURALGAS	109.00 CCF	11,227 KBtu	0.151 KBtu/SqFt	\$307.08	\$2.817 /CCF	\$0.004 /SqFt
SEWER	137.00 CCF			\$433.40	\$3.164 /CCF	\$0.006 /SqFt
WATER	168.00 CCF			\$534.21	\$3.180 /CCF	\$0.007 /SqFt
Totals:		92,388 KBtu	1.241 KBtu/SqFt	\$4,066.84		

Energy



■ Electric 100.0%
 ■ Sewer 0.0%
 ■ Water 0.0%
 Total: 100.0%

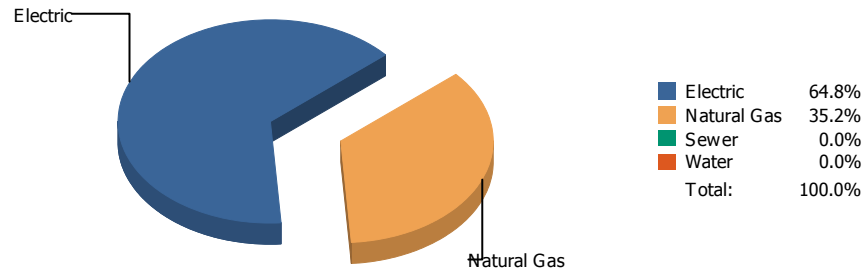
Cost



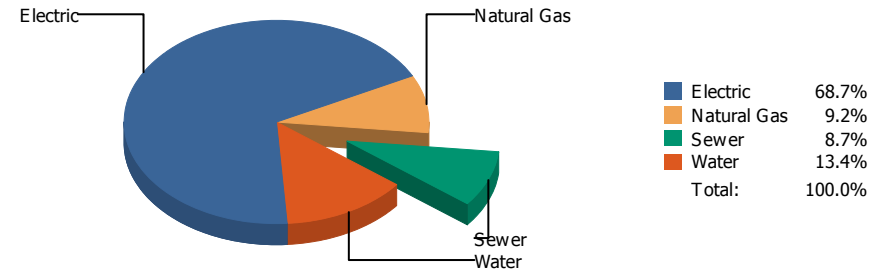
■ Electric 56.4%
 ■ Sewer 12.1%
 ■ Water 31.5%
 Total: 100.0%

Commodity	Common Use	Energy Use	Energy Use / Area	Total Cost	Cost / Unit	Cost / Area
Place: [BLISS] BLISS 105 [BUILDING]						
Area: 78,820 SqFt						
Billing Period: Nov 2017						
ELECTRIC	27,395.00 kWh	93,499 KBtu	1.186 KBtu/SqFt	\$3,458.05	\$0.126 /kWh	\$0.044 /SqFt
SEWER	310.00 CCF			\$739.61	\$2.386 /CCF	\$0.009 /SqFt
WATER	665.00 CCF			\$1,931.50	\$2.905 /CCF	\$0.025 /SqFt
Totals:		93,499 KBtu	1.186 KBtu/SqFt	\$6,129.16		

Energy

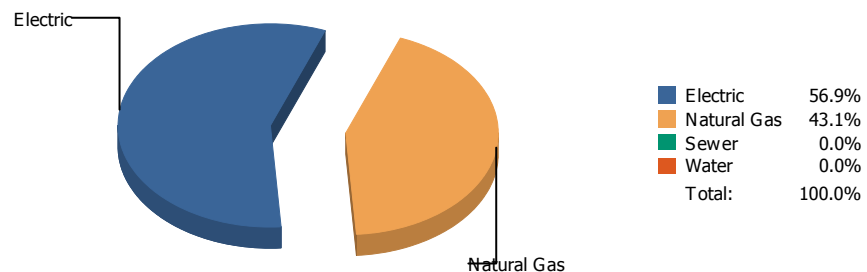


Cost

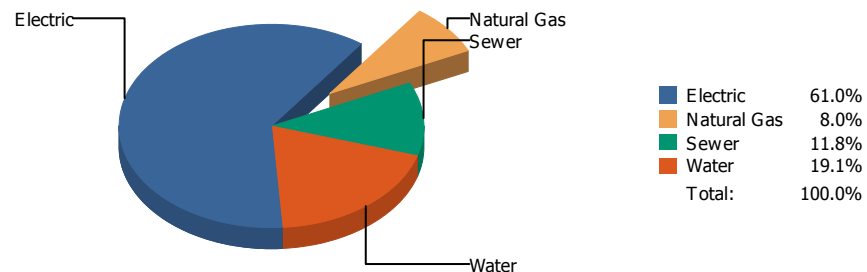


Commodity	Common Use	Energy Use	Energy Use / Area	Total Cost	Cost / Unit	Cost / Area
Place: [BOND_2] BOND 160 [BUILDING]						
Area: 89,988 SqFt						
Billing Period: Nov 2017						
ELECTRIC	27,008.00 kWh	92,178 KBtu	1.024 KBtu/SqFt	\$3,886.42	\$0.144 /kWh	\$0.043 /SqFt
NATURALGAS	486.40 CCF	50,099 KBtu	0.557 KBtu/SqFt	\$521.60	\$1.072 /CCF	\$0.006 /SqFt
SEWER	121.00 CCF			\$491.44	\$4.061 /CCF	\$0.005 /SqFt
WATER	215.00 CCF			\$758.02	\$3.526 /CCF	\$0.008 /SqFt
Totals:		142,278 KBtu	1.581 KBtu/SqFt	\$5,657.48		

Energy

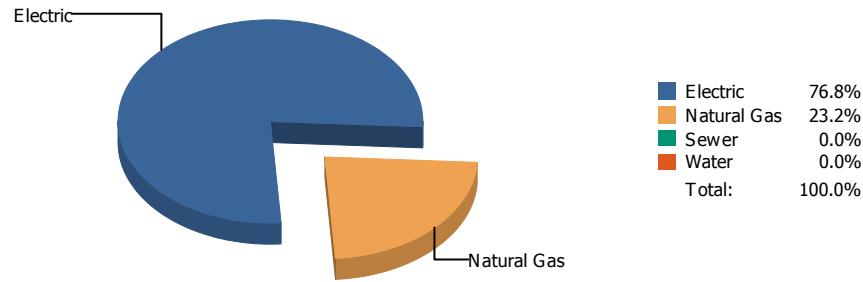


Cost

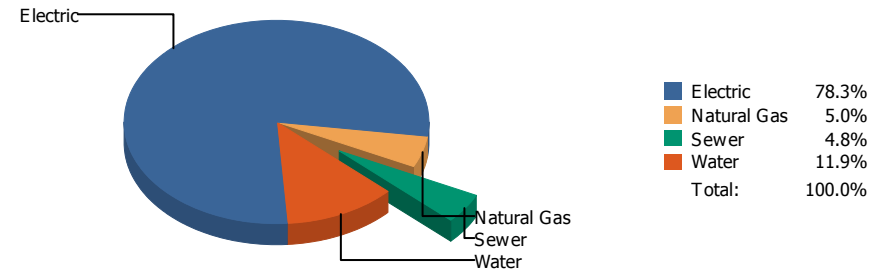


Commodity	Common Use	Energy Use	Energy Use / Area	Total Cost	Cost / Unit	Cost / Area
Place: [BONHAM] BONHAM 106 [BUILDING]						
Area: 53,522 SqFt						
Billing Period: Nov 2017						
ELECTRIC	24,023.00 kWh	81,990 KBtu	1.532 KBtu/SqFt	\$3,507.34	\$0.146 /kWh	\$0.065 /SqFt
NATURALGAS	602.00 CCF	62,006 KBtu	1.159 KBtu/SqFt	\$462.59	\$0.768 /CCF	\$0.009 /SqFt
SEWER	289.00 CCF			\$680.55	\$2.355 /CCF	\$0.013 /SqFt
WATER	391.00 CCF			\$1,099.60	\$2.812 /CCF	\$0.020 /SqFt
Totals:		143,996 KBtu	2.690 KBtu/SqFt	\$5,750.08		

Energy

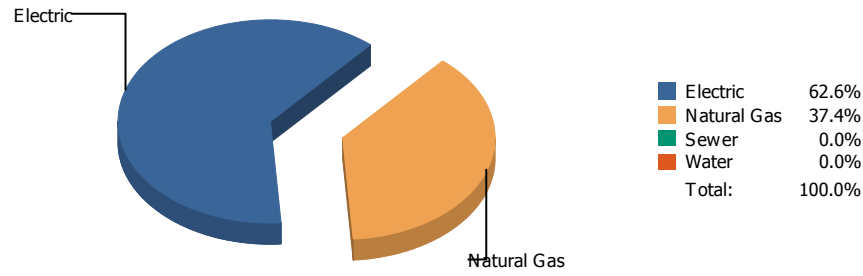


Cost

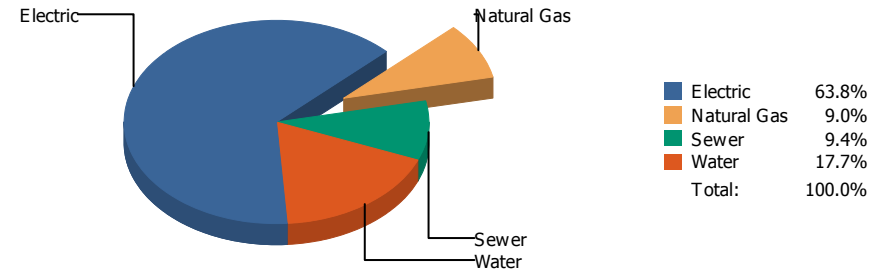


Commodity	Common Use	Energy Use	Energy Use / Area	Total Cost	Cost / Unit	Cost / Area
Place: [BOWIE] BOWIE 003 [BUILDING]						
Area: 282,931 SqFt						
Billing Period: Nov 2017						
ELECTRIC	265,914.80 kWh	907,567 KBtu	3.208 KBtu/SqFt	\$26,736.63	\$0.101 /kWh	\$0.094 /SqFt
NATURALGAS	2,655.00 CCF	273,465 KBtu	0.967 KBtu/SqFt	\$1,708.15	\$0.643 /CCF	\$0.006 /SqFt
SEWER	610.00 CCF			\$1,651.01	\$2.707 /CCF	\$0.006 /SqFt
WATER	1,708.00 CCF			\$4,046.65	\$2.369 /CCF	\$0.014 /SqFt
Totals:		1,181,032 KBtu	4.174 KBtu/SqFt	\$34,142.44		

Energy

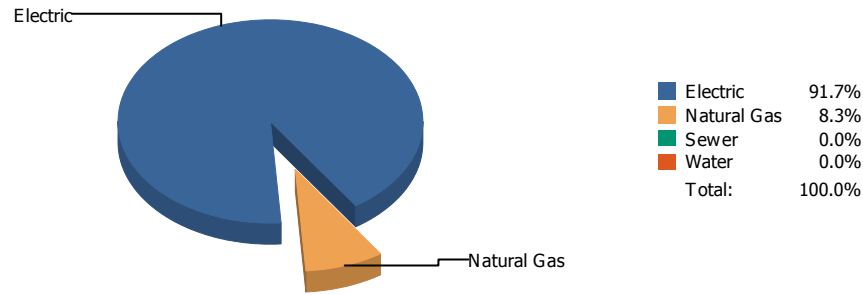


Cost

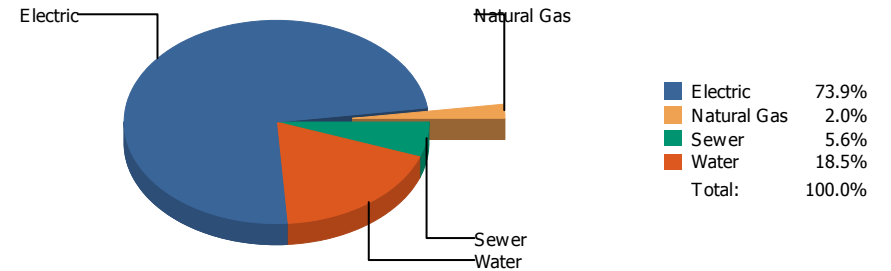


Commodity	Common Use	Energy Use	Energy Use / Area	Total Cost	Cost / Unit	Cost / Area
Place: [BRADLEY] BRADLEY 158 [BUILDING]						
Area: 59,142 SqFt						
Billing Period: Nov 2017						
ELECTRIC	23,800.00 kWh	81,229 KBtu	1.373 KBtu/SqFt	\$2,765.04	\$0.116 /kWh	\$0.047 /SqFt
NATURALGAS	472.00 CCF	48,616 KBtu	0.822 KBtu/SqFt	\$391.92	\$0.830 /CCF	\$0.007 /SqFt
SEWER	65.00 CCF			\$409.09	\$6.294 /CCF	\$0.007 /SqFt
WATER	230.00 CCF			\$767.07	\$3.335 /CCF	\$0.013 /SqFt
Totals:		129,845 KBtu	2.195 KBtu/SqFt	\$4,333.12		

Energy

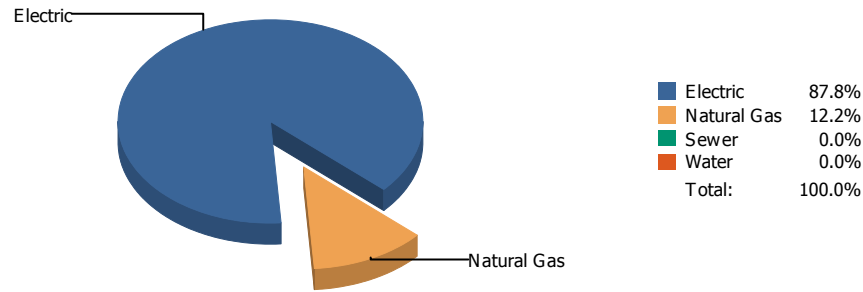


Cost

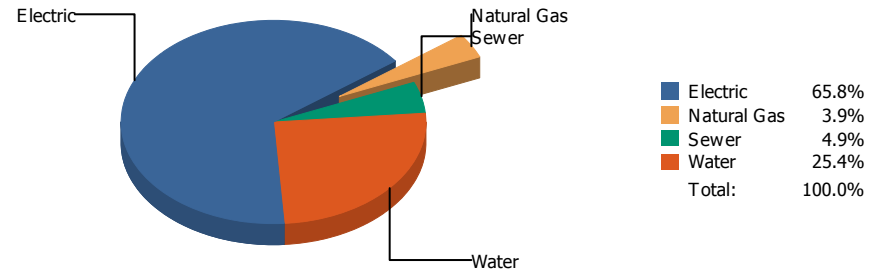


Commodity	Common Use	Energy Use	Energy Use / Area	Total Cost	Cost / Unit	Cost / Area
Place: [BROWN] BROWN MIDDLE SCHOOL 056 [BUILDING]						
Area: 173,263 SqFt						
Billing Period: Nov 2017						
ELECTRIC	120,600.00 kWh	411,608 KBtu	2.376 KBtu/SqFt	\$11,898.53	\$0.099 /kWh	\$0.069 /SqFt
NATURALGAS	363.00 CCF	37,389 KBtu	0.216 KBtu/SqFt	\$328.93	\$0.906 /CCF	\$0.002 /SqFt
SEWER	339.00 CCF			\$894.07	\$2.637 /CCF	\$0.005 /SqFt
WATER	880.00 CCF			\$2,971.37	\$3.377 /CCF	\$0.017 /SqFt
Totals:		448,997 KBtu	2.591 KBtu/SqFt	\$16,092.90		

Energy

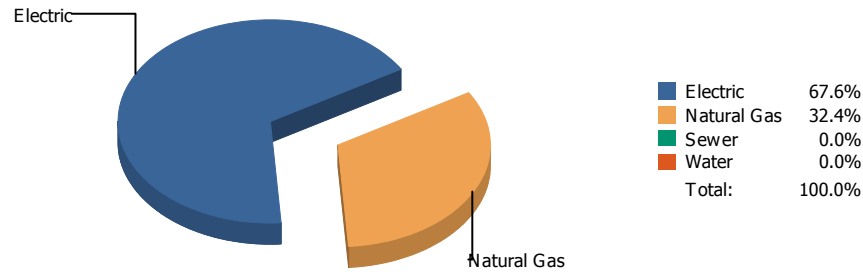


Cost

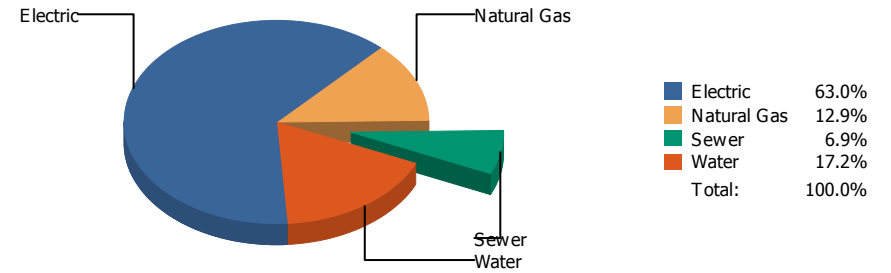


Commodity	Common Use	Energy Use	Energy Use / Area	Total Cost	Cost / Unit	Cost / Area
Place: [BURGES] BURGESS 004 [BUILDING]						
Area: 241,219 SqFt						
Billing Period: Nov 2017						
ELECTRIC	141,834.00 kWh	484,079 KBtu	2.007 KBtu/SqFt	\$12,333.66	\$0.087 /kWh	\$0.051 /SqFt
NATURALGAS	653.00 CCF	67,259 KBtu	0.279 KBtu/SqFt	\$736.26	\$1.128 /CCF	\$0.003 /SqFt
SEWER	249.00 CCF			\$925.68	\$3.718 /CCF	\$0.004 /SqFt
WATER	1,012.00 CCF			\$4,758.11	\$4.702 /CCF	\$0.020 /SqFt
Totals:		551,338 KBtu	2.286 KBtu/SqFt	\$18,753.71		

Energy

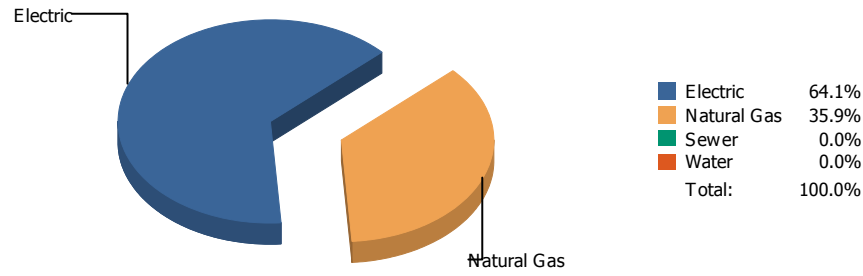


Cost

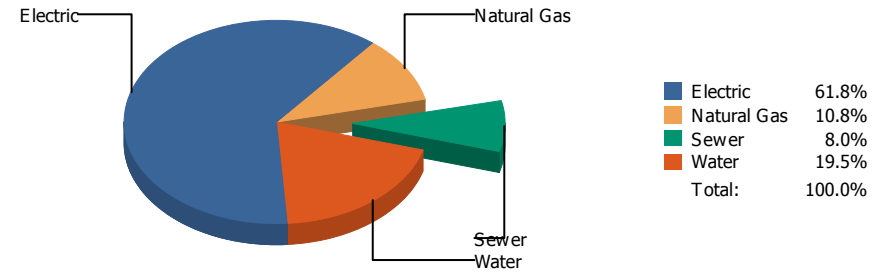


Commodity	Common Use	Energy Use	Energy Use / Area	Total Cost	Cost / Unit	Cost / Area
Place: [BURLESON] BURLESON 107 [BUILDING]						
Area: 73,772 SqFt						
Billing Period: Nov 2017						
ELECTRIC	23,937.00 kWh	81,697 KBtu	1.107 KBtu/SqFt	\$2,849.74	\$0.119 /kWh	\$0.038 /SqFt
NATURALGAS	381.00 CCF	39,243 KBtu	0.532 KBtu/SqFt	\$584.25	\$1.533 /CCF	\$0.008 /SqFt
SEWER	79.00 CCF			\$312.55	\$3.956 /CCF	\$0.004 /SqFt
WATER	270.00 CCF			\$778.44	\$2.883 /CCF	\$0.010 /SqFt
Totals:		120,940 KBtu	1.639 KBtu/SqFt	\$4,524.98		

Energy

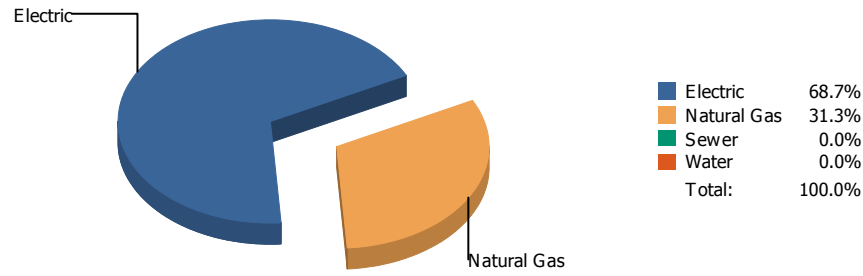


Cost

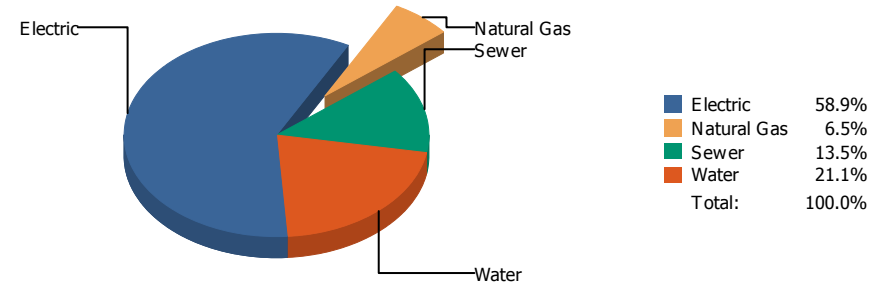


Commodity	Common Use	Energy Use	Energy Use / Area	Total Cost	Cost / Unit	Cost / Area
Place: [BURNET] BURNET 108 [BUILDING]						
Area: 50,520 SqFt						
Billing Period: Nov 2017						
ELECTRIC	18,811.00 kWh	64,202 KBtu	1.271 KBtu/SqFt	\$2,549.58	\$0.136 /kWh	\$0.050 /SqFt
NATURALGAS	349.00 CCF	35,947 KBtu	0.712 KBtu/SqFt	\$444.40	\$1.273 /CCF	\$0.009 /SqFt
SEWER	88.00 CCF			\$328.48	\$3.733 /CCF	\$0.006 /SqFt
WATER	228.00 CCF			\$802.49	\$3.520 /CCF	\$0.016 /SqFt
Totals:		100,149 KBtu	1.982 KBtu/SqFt	\$4,124.95		

Energy

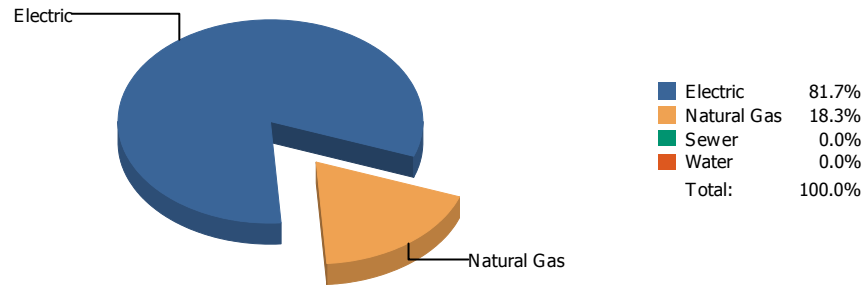


Cost

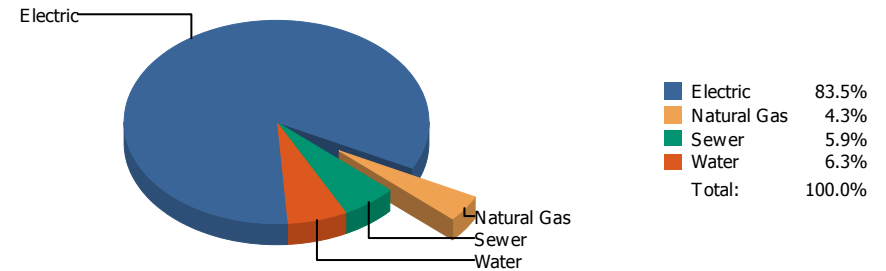


Commodity	Common Use	Energy Use	Energy Use / Area	Total Cost	Cost / Unit	Cost / Area
Place: [CANYON HILLS] CANYON HILLS 043 [BUILDING]						
Area: 133,149 SqFt						
Billing Period: Nov 2017						
ELECTRIC	54,030.00 kWh	184,404 KBtu	1.385 KBtu/SqFt	\$6,454.04	\$0.119 /kWh	\$0.048 /SqFt
NATURALGAS	816.00 CCF	84,048 KBtu	0.631 KBtu/SqFt	\$710.25	\$0.870 /CCF	\$0.005 /SqFt
SEWER	504.00 CCF			\$1,480.16	\$2.937 /CCF	\$0.011 /SqFt
WATER	792.00 CCF			\$2,317.94	\$2.927 /CCF	\$0.017 /SqFt
Totals:		268,452 KBtu	2.016 KBtu/SqFt	\$10,962.39		

Energy

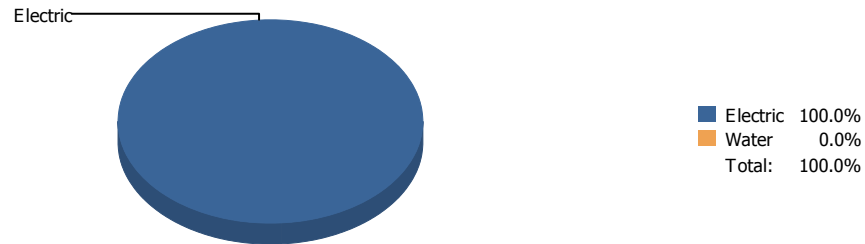


Cost

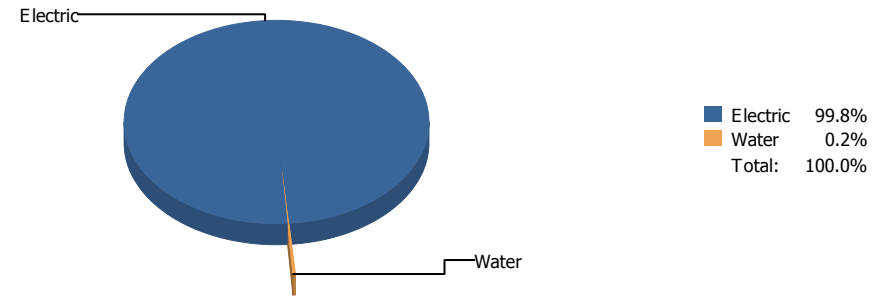


Commodity	Common Use	Energy Use	Energy Use / Area	Total Cost	Cost / Unit	Cost / Area
Place: [CAREER] CAREER AND TECHNOLOGY [BUILDING]						
Area: 146,485 SqFt						
Billing Period: Nov 2017						
ELECTRIC	92,400.00 kWh	315,361 KBtu	2.153 KBtu/SqFt	\$9,865.50	\$0.107 /kWh	\$0.067 /SqFt
NATURALGAS	684.70 CCF	70,524 KBtu	0.481 KBtu/SqFt	\$509.34	\$0.744 /CCF	\$0.003 /SqFt
SEWER	245.00 CCF			\$693.20	\$2.829 /CCF	\$0.005 /SqFt
WATER	223.00 CCF			\$740.84	\$3.322 /CCF	\$0.005 /SqFt
Totals:		385,885 KBtu	2.634 KBtu/SqFt	\$11,808.88		

Energy

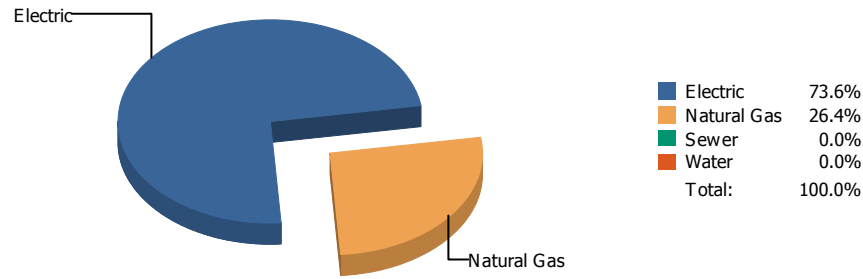


Cost

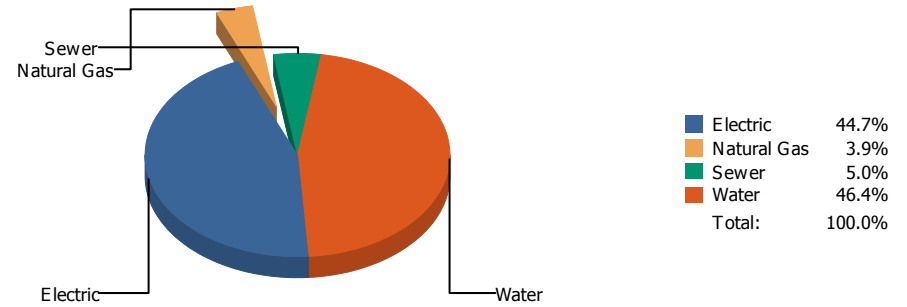


Commodity	Common Use	Energy Use	Energy Use / Area	Total Cost	Cost / Unit	Cost / Area
Place: [CHAPIN] CHAPIN 012 [BUILDING]						
Area: 273,727 SqFt						
Billing Period: Nov 2017						
ELECTRIC	373,800.00 kWh	1,275,779 KBtu	4.661 KBtu/SqFt	\$32,301.04	\$0.086 /kWh	\$0.118 /SqFt
WATER	0.00 CCF			\$60.54	\$0.000 /CCF	\$0.000 /SqFt
Totals:		1,275,779 KBtu	4.661 KBtu/SqFt	\$32,361.58		

Energy

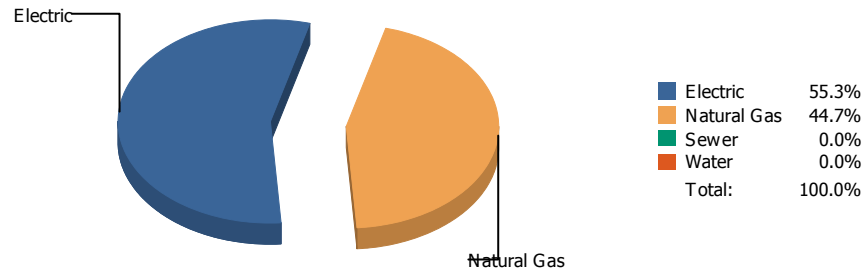


Cost

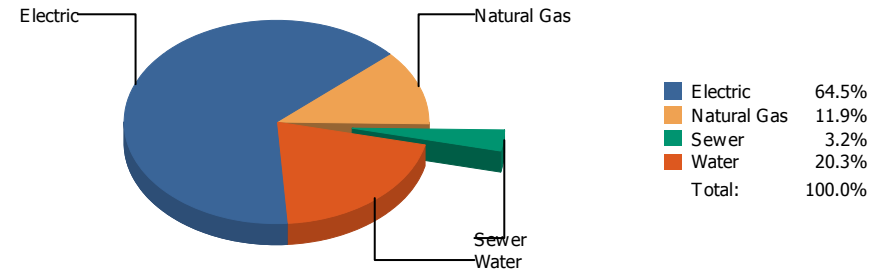


Commodity	Common Use	Energy Use	Energy Use / Area	Total Cost	Cost / Unit	Cost / Area
Place: [CHARLES] H.E. CHARLES 045 [BUILDING]						
Area: 107,867 SqFt						
Billing Period: Nov 2017						
ELECTRIC	66,796.00 kWh	227,975 KBtu	2.113 KBtu/SqFt	\$7,861.72	\$0.118 /kWh	\$0.073 /SqFt
NATURALGAS	794.00 CCF	81,782 KBtu	0.758 KBtu/SqFt	\$692.25	\$0.872 /CCF	\$0.006 /SqFt
SEWER	330.00 CCF			\$878.14	\$2.661 /CCF	\$0.008 /SqFt
WATER	1,658.00 CCF			\$8,174.44	\$4.930 /CCF	\$0.076 /SqFt
Totals:		309,757 KBtu	2.872 KBtu/SqFt	\$17,606.55		

Energy

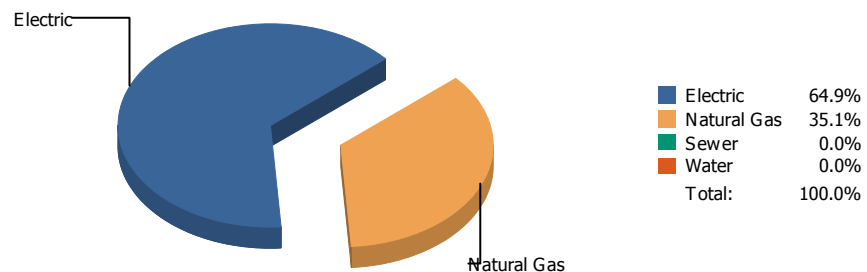


Cost

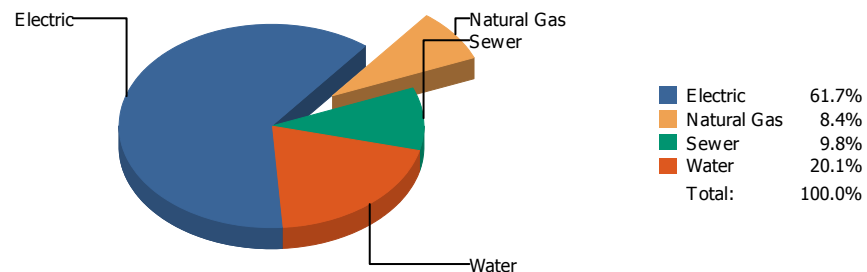


Commodity	Common Use	Energy Use	Energy Use / Area	Total Cost	Cost / Unit	Cost / Area
Place: [CIELO VI] CIELO VISTA 151 [BUILDING]						
Area: 66,034 SqFt						
Billing Period: Nov 2017						
ELECTRIC	64,300.00 kWh	219,456 KBtu	3.323 KBtu/SqFt	\$6,525.57	\$0.101 /kWh	\$0.099 /SqFt
NATURALGAS	1,722.00 CCF	177,366 KBtu	2.686 KBtu/SqFt	\$1,203.56	\$0.699 /CCF	\$0.018 /SqFt
SEWER	77.00 CCF			\$327.20	\$4.249 /CCF	\$0.005 /SqFt
WATER	399.00 CCF			\$2,056.63	\$5.154 /CCF	\$0.031 /SqFt
Totals:		396,822 KBtu	6.009 KBtu/SqFt	\$10,112.96		

Energy

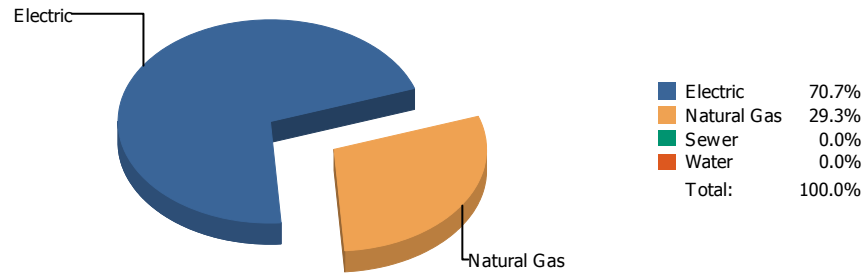


Cost

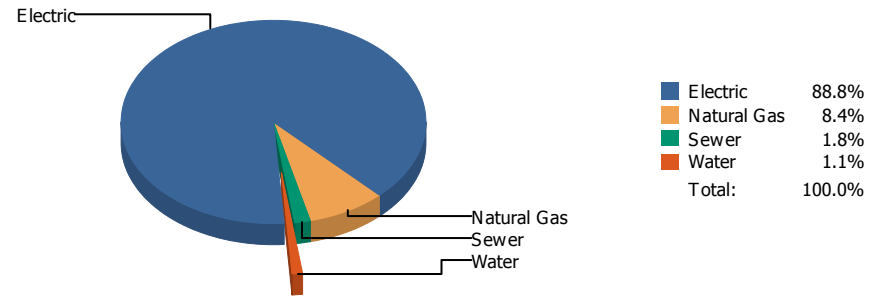


Commodity	Common Use	Energy Use	Energy Use / Area	Total Cost	Cost / Unit	Cost / Area
Place: [CLARDY] CLARDY 109 [BUILDING]						
Area: 70,700 SqFt						
Billing Period: Nov 2017						
ELECTRIC	29,733.00 kWh	101,479 KBtu	1.435 KBtu/SqFt	\$4,041.82	\$0.136 /kWh	\$0.057 /SqFt
NATURALGAS	534.00 CCF	55,002 KBtu	0.778 KBtu/SqFt	\$547.95	\$1.026 /CCF	\$0.008 /SqFt
SEWER	207.00 CCF			\$643.66	\$3.109 /CCF	\$0.009 /SqFt
WATER	414.00 CCF			\$1,312.82	\$3.171 /CCF	\$0.019 /SqFt
Totals:		156,481 KBtu	2.213 KBtu/SqFt	\$6,546.25		

Energy

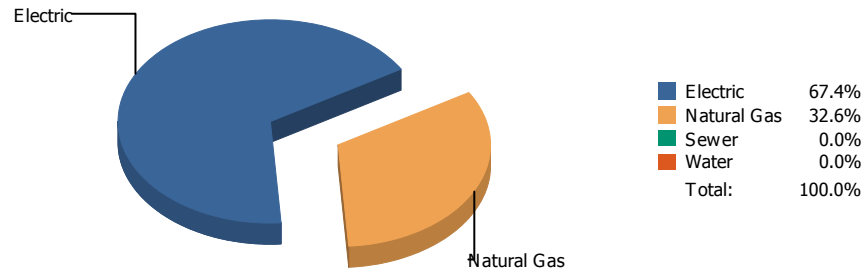


Cost

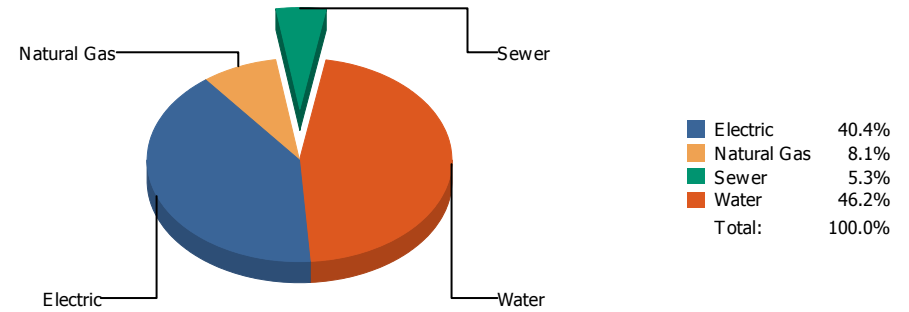


Commodity	Common Use	Energy Use	Energy Use / Area	Total Cost	Cost / Unit	Cost / Area
Place: [CLENDENIN] CLENDENIN 149 [BUILDING]						
Area: 62,721 SqFt						
Billing Period: Nov 2017						
ELECTRIC	37,359.00 kWh	127,506 KBtu	2.033 KBtu/SqFt	\$4,399.31	\$0.118 /kWh	\$0.070 /SqFt
NATURALGAS	512.00 CCF	52,736 KBtu	0.841 KBtu/SqFt	\$414.49	\$0.810 /CCF	\$0.007 /SqFt
SEWER	1.00 CCF			\$88.13	\$88.130 /CCF	\$0.001 /SqFt
WATER	1.00 CCF			\$53.60	\$53.600 /CCF	\$0.001 /SqFt
Totals:		180,242 KBtu	2.874 KBtu/SqFt	\$4,955.53		

Energy

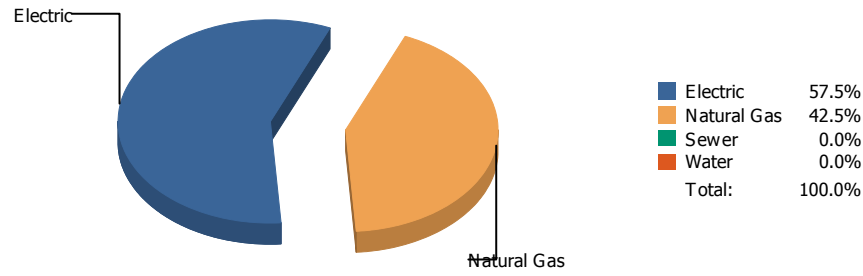


Cost

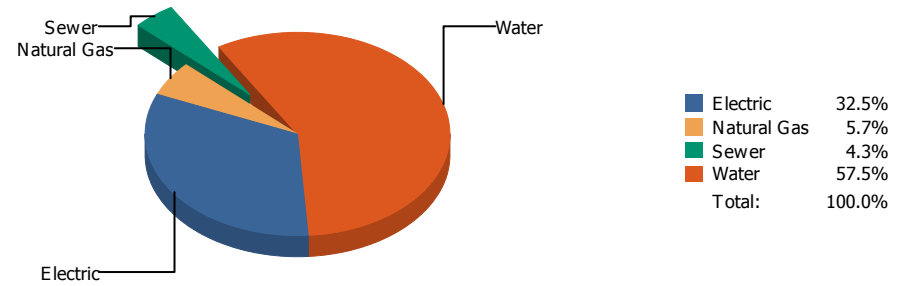


Commodity	Common Use	Energy Use	Energy Use / Area	Total Cost	Cost / Unit	Cost / Area
Place: [COLDWELL] COLDWELL 110 [BUILDING]						
Area: 67,310 SqFt						
Billing Period: Nov 2017						
ELECTRIC	25,438.00 kWh	86,820 KBtu	1.290 KBtu/SqFt	\$2,999.06	\$0.118 /kWh	\$0.044 /SqFt
NATURALGAS	407.00 CCF	41,921 KBtu	0.623 KBtu/SqFt	\$599.91	\$1.474 /CCF	\$0.009 /SqFt
SEWER	87.00 CCF			\$395.35	\$4.544 /CCF	\$0.006 /SqFt
WATER	661.00 CCF			\$3,425.19	\$5.182 /CCF	\$0.051 /SqFt
Totals:		128,741 KBtu	1.913 KBtu/SqFt	\$7,419.51		

Energy

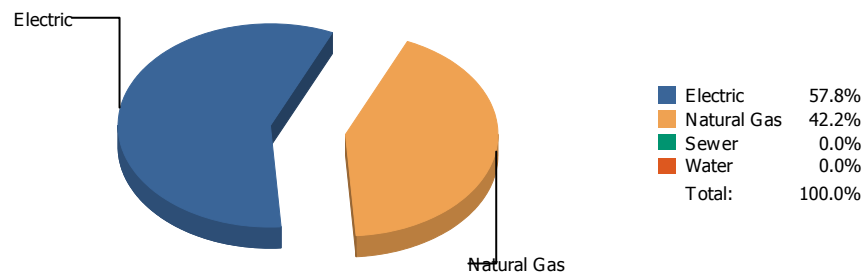


Cost

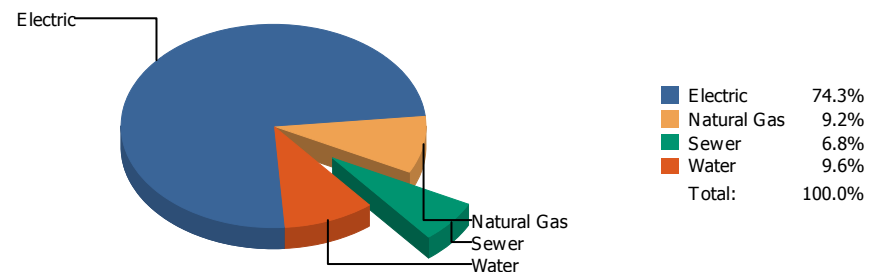


Commodity	Common Use	Energy Use	Energy Use / Area	Total Cost	Cost / Unit	Cost / Area
Place: [COLLINS] COLLINS 142 [BUILDING]						
Area: 81,245 SqFt						
Billing Period: Nov 2017						
ELECTRIC	36,436.00 kWh	124,356 KBtu	1.531 KBtu/SqFt	\$4,267.83	\$0.117 /kWh	\$0.052 /SqFt
NATURALGAS	892.00 CCF	91,876 KBtu	1.131 KBtu/SqFt	\$746.23	\$0.837 /CCF	\$0.009 /SqFt
SEWER	215.00 CCF			\$571.46	\$2.658 /CCF	\$0.007 /SqFt
WATER	1,311.00 CCF			\$7,565.52	\$5.771 /CCF	\$0.093 /SqFt
Totals:		216,232 KBtu	2.661 KBtu/SqFt	\$13,151.04		

Energy

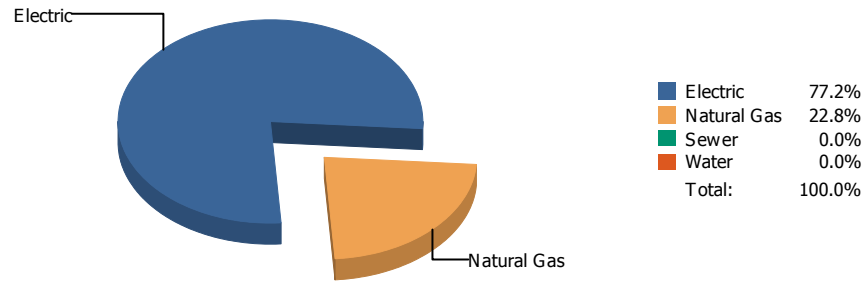


Cost

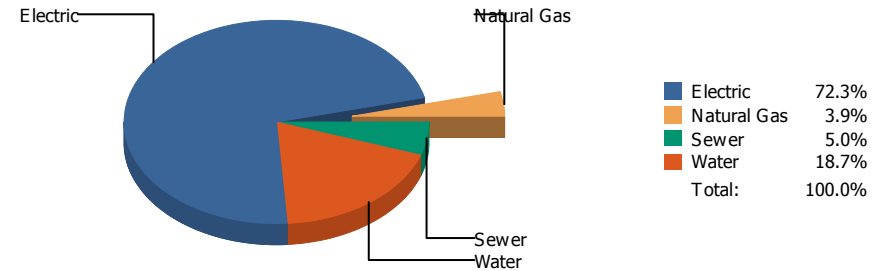


Commodity	Common Use	Energy Use	Energy Use / Area	Total Cost	Cost / Unit	Cost / Area
Place: [COOLEY] COOLEY 111 [BUILDING]						
Area: 95,590 SqFt						
Billing Period: Nov 2017						
ELECTRIC	68,000.00 kWh	232,084 KBtu	2.428 KBtu/SqFt	\$9,328.24	\$0.137 /kWh	\$0.098 /SqFt
NATURALGAS	1,645.00 CCF	169,435 KBtu	1.773 KBtu/SqFt	\$1,158.76	\$0.704 /CCF	\$0.012 /SqFt
SEWER	191.00 CCF			\$856.70	\$4.485 /CCF	\$0.009 /SqFt
WATER	297.00 CCF			\$1,207.18	\$4.065 /CCF	\$0.012 /SqFt
Totals:		401,519 KBtu	4.200 KBtu/SqFt	\$12,550.88		

Energy

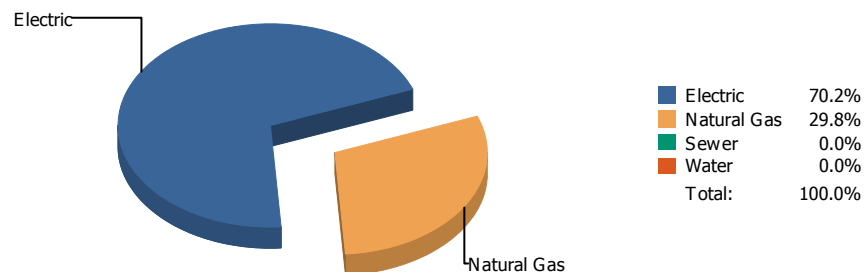


Cost

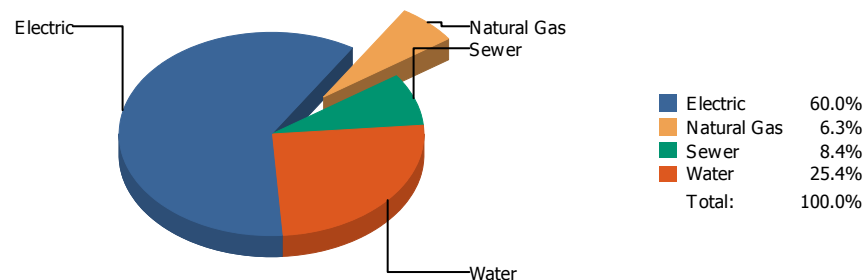


Commodity	Common Use	Energy Use	Energy Use / Area	Total Cost	Cost / Unit	Cost / Area
Place: [CORONADO] CORONADO 005 [BUILDING]						
Area: 406,757 SqFt						
Billing Period: Nov 2017						
ELECTRIC	207,854.00 kWh	709,406 KBtu	1.744 KBtu/SqFt	\$25,273.72	\$0.122 /kWh	\$0.061 /SqFt
NATURALGAS	2,034.00 CCF	209,502 KBtu	0.515 KBtu/SqFt	\$1,373.15	\$0.675 /CCF	\$0.003 /SqFt
SEWER	754.00 CCF			\$1,757.04	\$2.330 /CCF	\$0.004 /SqFt
WATER	1,494.91 CCF			\$6,546.56	\$4.379 /CCF	\$0.016 /SqFt
Totals:		918,908 KBtu	2.259 KBtu/SqFt	\$34,950.47		

Energy

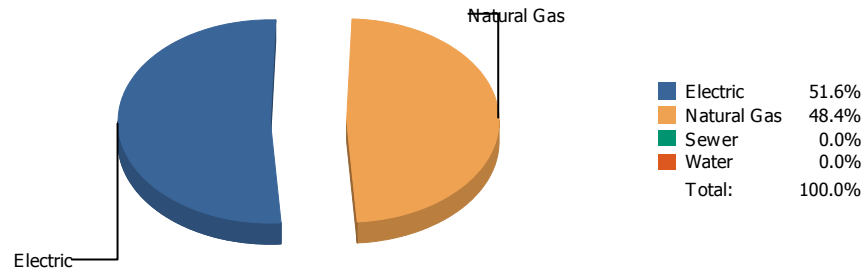


Cost

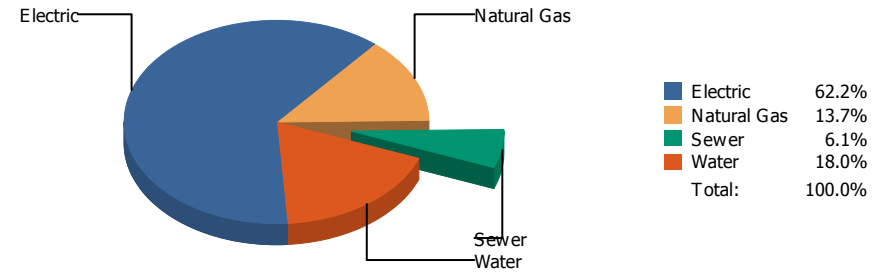


Commodity	Common Use	Energy Use	Energy Use / Area	Total Cost	Cost / Unit	Cost / Area
Place: [CROCKETT_1] CROCKETT 112 [BUILDING]						
Area: 92,585 SqFt						
Billing Period: Nov 2017						
ELECTRIC	28,463.00 kWh	97,144 KBtu	1.049 KBtu/SqFt	\$3,350.78	\$0.118 /kWh	\$0.036 /SqFt
NATURALGAS	401.00 CCF	41,303 KBtu	0.446 KBtu/SqFt	\$351.40	\$0.876 /CCF	\$0.004 /SqFt
SEWER	118.00 CCF			\$467.94	\$3.966 /CCF	\$0.005 /SqFt
WATER	335.00 CCF			\$1,417.32	\$4.231 /CCF	\$0.015 /SqFt
Totals:		138,447 KBtu	1.495 KBtu/SqFt	\$5,587.44		

Energy

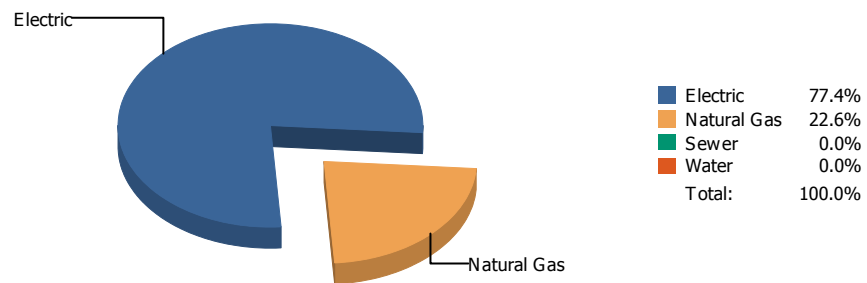


Cost

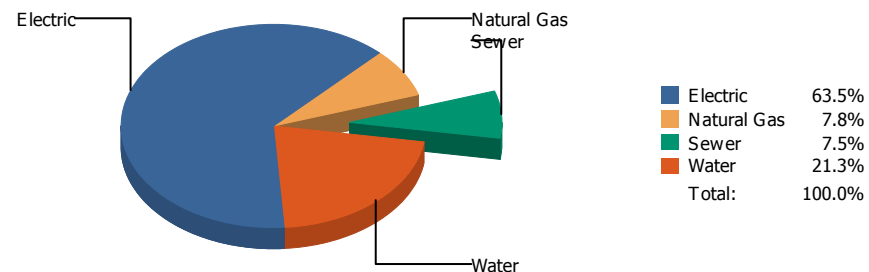


Commodity	Common Use	Energy Use	Energy Use / Area	Total Cost	Cost / Unit	Cost / Area
Place: [CROSBY] CROSBY 113 [BUILDING]						
Area: 83,100 SqFt						
Billing Period: Nov 2017						
ELECTRIC	29,533.00 kWh	100,796 KBtu	1.213 KBtu/SqFt	\$3,440.72	\$0.117 /kWh	\$0.041 /SqFt
NATURALGAS	917.00 CCF	94,451 KBtu	1.137 KBtu/SqFt	\$759.47	\$0.828 /CCF	\$0.009 /SqFt
SEWER	93.00 CCF			\$337.33	\$3.627 /CCF	\$0.004 /SqFt
WATER	256.00 CCF			\$993.00	\$3.879 /CCF	\$0.012 /SqFt
Totals:		195,247 KBtu	2.350 KBtu/SqFt	\$5,530.52		

Energy

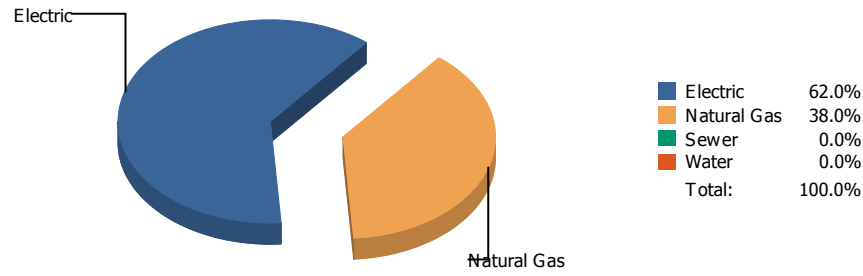


Cost

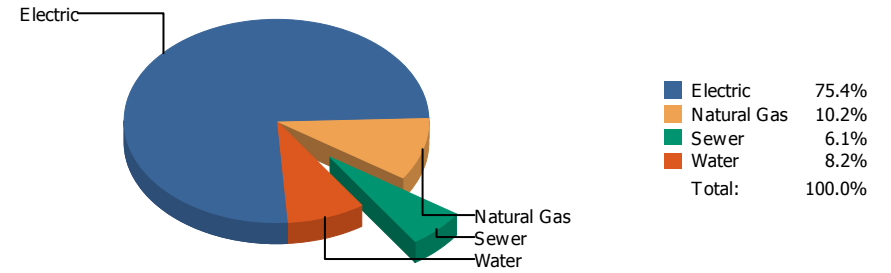


Commodity	Common Use	Energy Use	Energy Use / Area	Total Cost	Cost / Unit	Cost / Area
Place: [DOUGLASS] DOUGLASS 114 [BUILDING]						
Area: 86,903 SqFt						
Billing Period: Nov 2017						
ELECTRIC	32,570.00 kWh	111,161 KBtu	1.279 KBtu/SqFt	\$3,475.31	\$0.107 /kWh	\$0.040 /SqFt
NATURALGAS	316.00 CCF	32,548 KBtu	0.375 KBtu/SqFt	\$424.72	\$1.344 /CCF	\$0.005 /SqFt
SEWER	97.00 CCF			\$409.86	\$4.225 /CCF	\$0.005 /SqFt
WATER	360.00 CCF			\$1,165.85	\$3.238 /CCF	\$0.013 /SqFt
Totals:		143,709 KBtu	1.654 KBtu/SqFt	\$5,475.74		

Energy

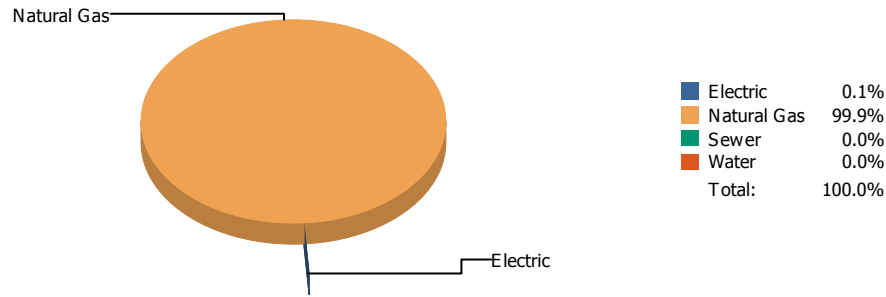


Cost

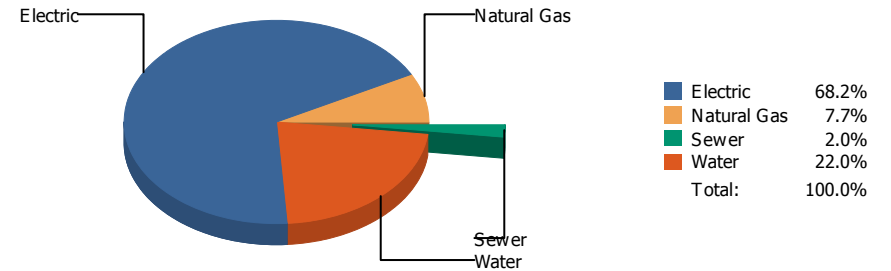


Commodity	Common Use	Energy Use	Energy Use / Area	Total Cost	Cost / Unit	Cost / Area
Place: [DOWELL] DOWELL 115 [BUILDING]						
Area: 55,801 SqFt						
Billing Period: Nov 2017						
ELECTRIC	17,184.00 kWh	58,649 KBtu	1.051 KBtu/SqFt	\$2,377.01	\$0.138 /kWh	\$0.043 /SqFt
NATURALGAS	349.00 CCF	35,947 KBtu	0.644 KBtu/SqFt	\$321.84	\$0.922 /CCF	\$0.006 /SqFt
SEWER	70.00 CCF			\$192.54	\$2.751 /CCF	\$0.003 /SqFt
WATER	86.00 CCF			\$259.39	\$3.016 /CCF	\$0.005 /SqFt
Totals:		94,596 KBtu	1.695 KBtu/SqFt	\$3,150.78		

Energy

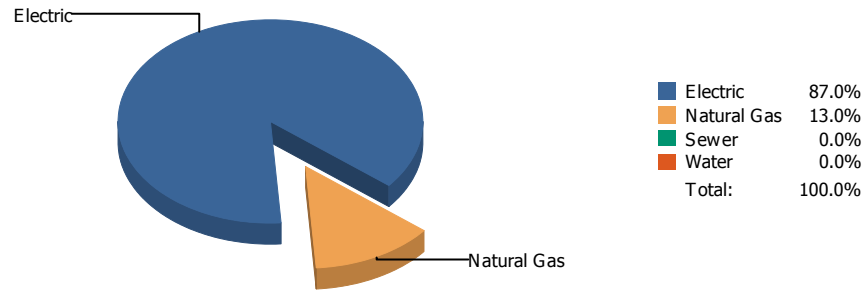


Cost

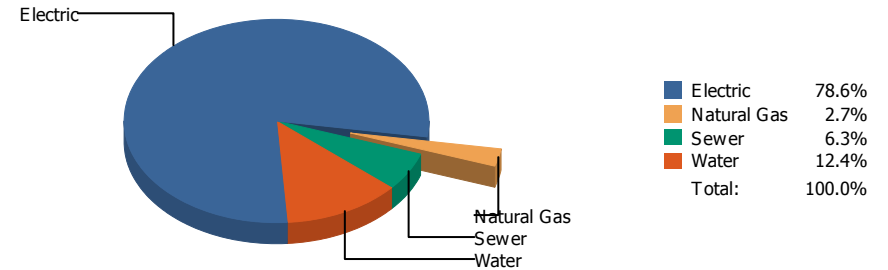


Commodity	Common Use	Energy Use	Energy Use / Area	Total Cost	Cost / Unit	Cost / Area
Place: [DRHORNEDOMIDDLESCHOOL_1] DR. HORNEDO MIDDLE SCHOOL 058 [BUILDING]						
Area: 184,871 SqFt						
Billing Period: Nov 2017						
ELECTRIC	103.87 kWh	355 KBtu	0.002 KBtu/SqFt	\$14,088.36	\$135.632 /kWh	\$0.076 /SqFt
NATURALGAS	2,679.00 CCF	275,937 KBtu	1.493 KBtu/SqFt	\$1,598.68	\$0.597 /CCF	\$0.009 /SqFt
SEWER	68.00 CCF			\$414.40	\$6.094 /CCF	\$0.002 /SqFt
WATER	919.00 CCF			\$4,543.65	\$4.944 /CCF	\$0.024 /SqFt
Totals:		276,292 KBtu	1.495 KBtu/SqFt	\$20,645.09		

Energy

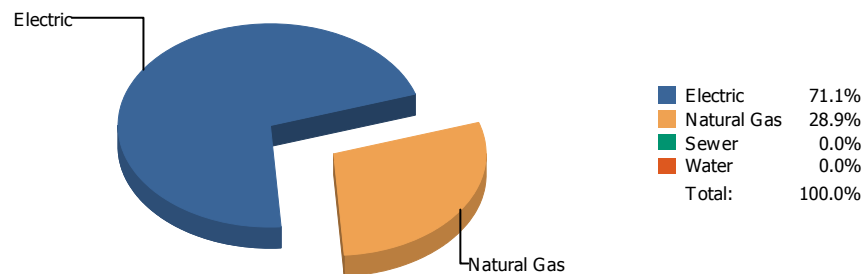


Cost

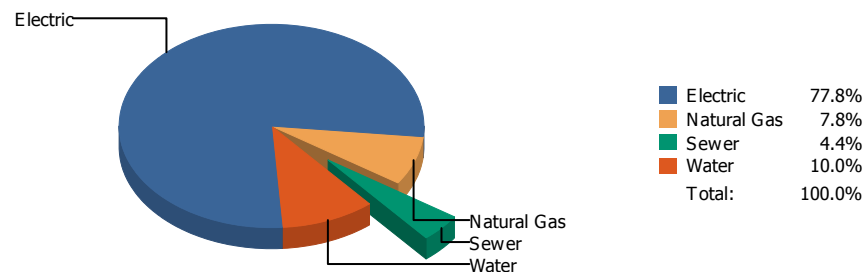


Commodity	Common Use	Energy Use	Energy Use / Area	Total Cost	Cost / Unit	Cost / Area
Place: [ED CENTER] ED CENTER 919 [BUILDING]						
Area: 220,243 SqFt						
Billing Period: Nov 2017						
ELECTRIC	215,693.50 kWh	736,162 KBtu	3.342 KBtu/SqFt	\$20,903.82	\$0.097 /kWh	\$0.094 /SqFt
NATURALGAS	1,072.00 CCF	110,416 KBtu	0.501 KBtu/SqFt	\$719.67	\$0.671 /CCF	\$0.003 /SqFt
SEWER	544.00 CCF			\$1,689.19	\$3.105 /CCF	\$0.008 /SqFt
WATER	746.00 CCF			\$3,296.25	\$4.419 /CCF	\$0.015 /SqFt
Totals:		846,578 KBtu	3.844 KBtu/SqFt	\$26,608.93		

Energy

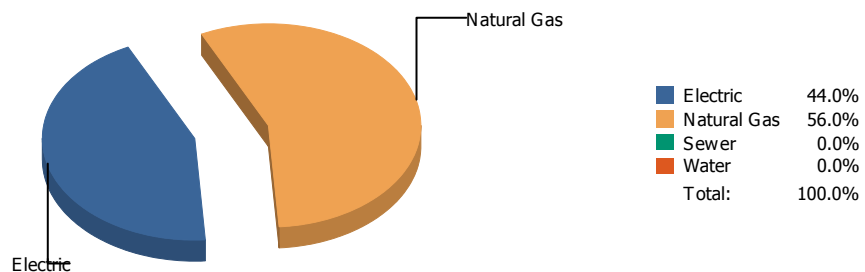


Cost

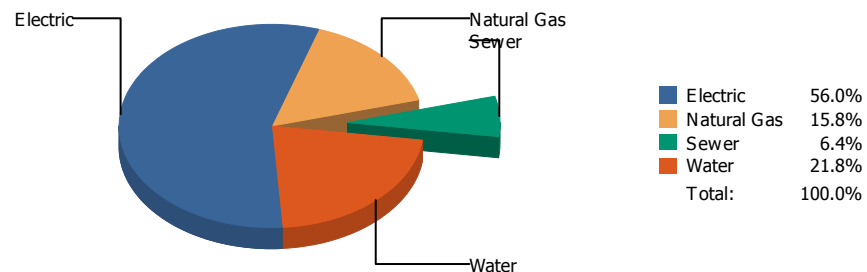


Commodity	Common Use	Energy Use	Energy Use / Area	Total Cost	Cost / Unit	Cost / Area
Place: [EL PASO] EL PASO HIGH 006 [BUILDING]						
Area: 236,062 SqFt						
Billing Period: Nov 2017						
ELECTRIC	166,637.00 kWh	568,732 KBtu	2.409 KBtu/SqFt	\$18,897.25	\$0.113 /kWh	\$0.080 /SqFt
NATURALGAS	2,249.50 CCF	231,699 KBtu	0.982 KBtu/SqFt	\$1,883.61	\$0.837 /CCF	\$0.008 /SqFt
SEWER	283.00 CCF			\$1,072.22	\$3.789 /CCF	\$0.004 /SqFt
WATER	624.00 CCF			\$2,429.17	\$3.893 /CCF	\$0.010 /SqFt
Totals:		800,431 KBtu	3.391 KBtu/SqFt	\$24,282.25		

Energy

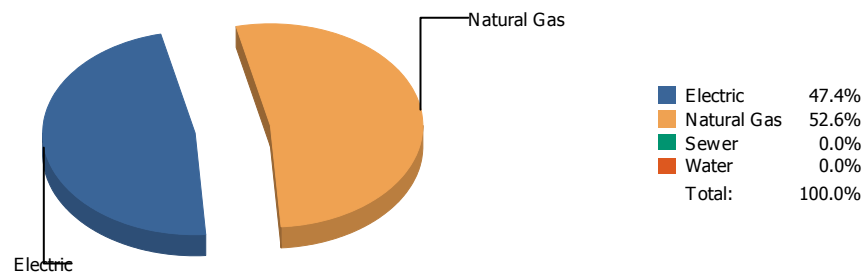


Cost

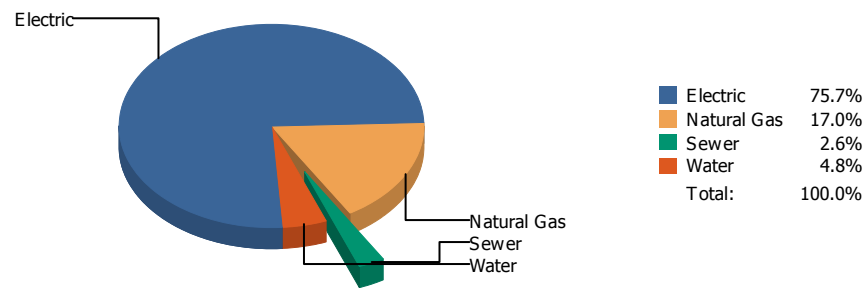


Commodity	Common Use	Energy Use	Energy Use / Area	Total Cost	Cost / Unit	Cost / Area
Place: [FANNIN] FANNIN 116 [BUILDING]						
Area: 73,291 SqFt						
Billing Period: Nov 2017						
ELECTRIC	32,541.00 kWh	111,062 KBtu	1.515 KBtu/SqFt	\$4,004.44	\$0.123 /kWh	\$0.055 /SqFt
NATURALGAS	1,373.00 CCF	141,419 KBtu	1.930 KBtu/SqFt	\$1,132.47	\$0.825 /CCF	\$0.015 /SqFt
SEWER	101.00 CCF			\$456.04	\$4.515 /CCF	\$0.006 /SqFt
WATER	430.00 CCF			\$1,558.62	\$3.625 /CCF	\$0.021 /SqFt
Totals:		252,481 KBtu	3.445 KBtu/SqFt	\$7,151.57		

Energy

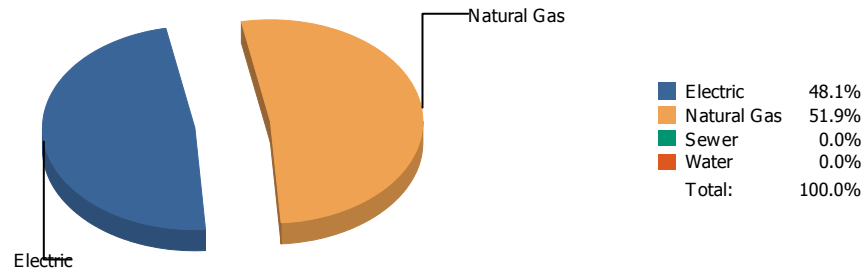


Cost

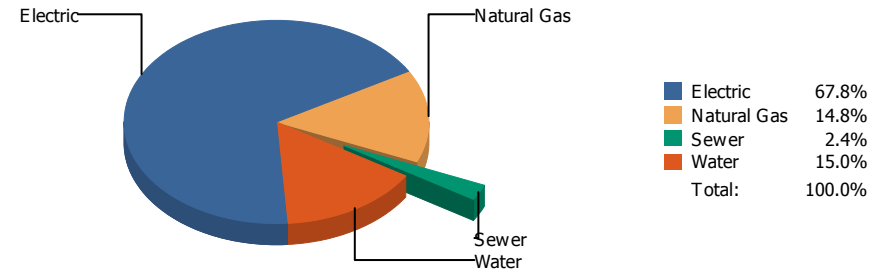


Commodity	Common Use	Energy Use	Energy Use / Area	Total Cost	Cost / Unit	Cost / Area
Place: [FRANKLIN] FRANKLIN HIGH SCHOOL 010 [BUILDING]						
Area: 329,377 SqFt						
Billing Period: Nov 2017						
ELECTRIC	272,218.00 kWh	929,080 KBtu	2.821 KBtu/SqFt	\$25,543.37	\$0.094 /kWh	\$0.077 /SqFt
NATURALGAS	9,998.00 CCF	1,029,794 KBtu	3.126 KBtu/SqFt	\$5,728.55	\$0.573 /CCF	\$0.017 /SqFt
SEWER	330.00 CCF			\$878.14	\$2.661 /CCF	\$0.003 /SqFt
WATER	584.00 CCF			\$1,612.39	\$2.761 /CCF	\$0.005 /SqFt
Totals:		1,958,874 KBtu	5.947 KBtu/SqFt	\$33,762.45		

Energy

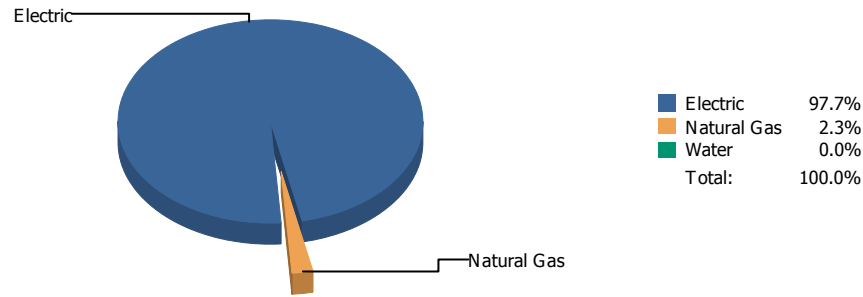


Cost

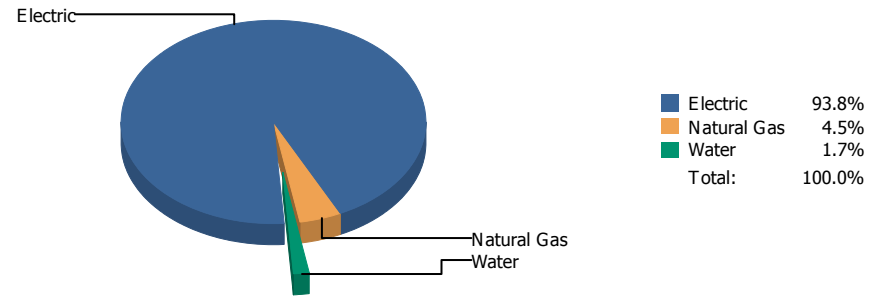


Commodity	Common Use	Energy Use	Energy Use / Area	Total Cost	Cost / Unit	Cost / Area
Place: [FRANKLIN9THGRADECENTER_2] FRANKLIN 9TH GRADE CENTER 053 [BUILDING]						
Area: 193,158 SqFt						
Billing Period: Nov 2017						
ELECTRIC	153,000.00 kWh	522,189 KBtu	2.703 KBtu/SqFt	\$14,375.69	\$0.094 /kWh	\$0.074 /SqFt
NATURALGAS	5,475.00 CCF	563,925 KBtu	2.920 KBtu/SqFt	\$3,128.05	\$0.571 /CCF	\$0.016 /SqFt
SEWER	124.00 CCF			\$513.52	\$4.141 /CCF	\$0.003 /SqFt
WATER	1,788.00 CCF			\$3,187.37	\$1.783 /CCF	\$0.016 /SqFt
Totals:		1,086,114 KBtu	5.623 KBtu/SqFt	\$21,204.63		

Energy

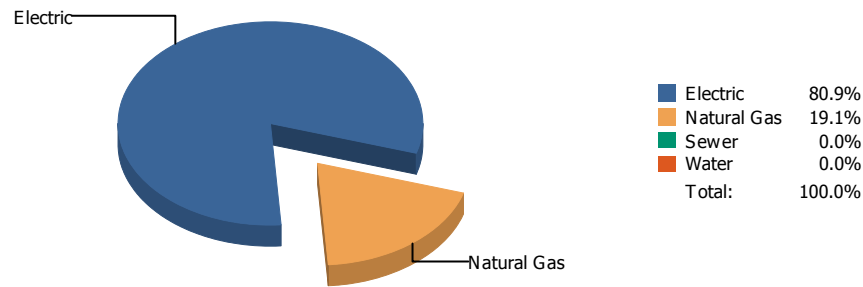


Cost

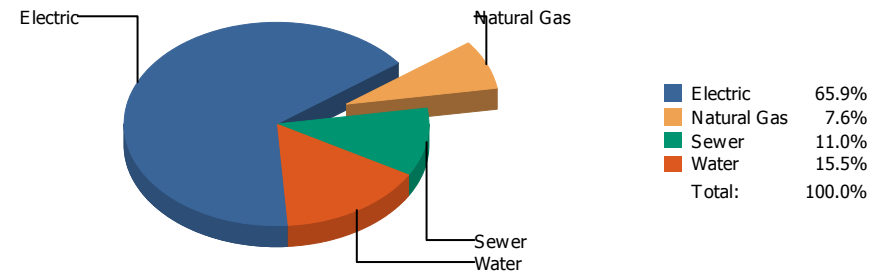


Commodity	Common Use	Energy Use	Energy Use / Area	Total Cost	Cost / Unit	Cost / Area
Place: [GAMBLE] JAMES GAMBLE WAREHOUSE [BUILDING]						
Area: 53,241 SqFt						
Billing Period: Nov 2017						
ELECTRIC	29,200.00 kWh	99,660 KBtu	1.872 KBtu/SqFt	\$2,823.81	\$0.097 /kWh	\$0.053 /SqFt
NATURALGAS	23.00 CCF	2,369 KBtu	0.044 KBtu/SqFt	\$135.78	\$5.903 /CCF	\$0.003 /SqFt
WATER	0.00 CCF			\$50.44	\$0.000 /CCF	\$0.001 /SqFt
Totals:		102,029 KBtu	1.916 KBtu/SqFt	\$3,010.03		

Energy

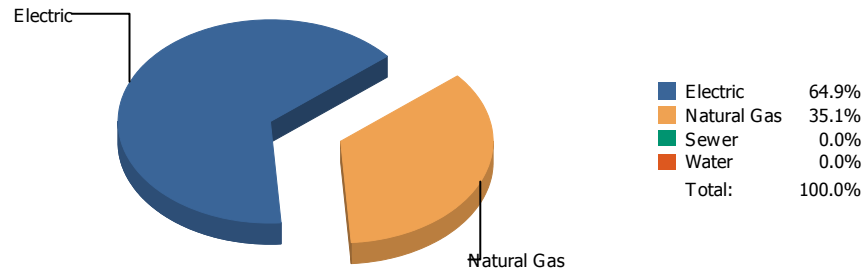


Cost

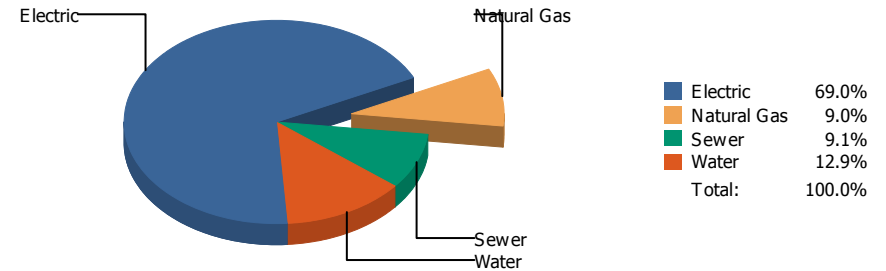


Commodity	Common Use	Energy Use	Energy Use / Area	Total Cost	Cost / Unit	Cost / Area
Place: [GREEN] GREEN ELEMENTARY SCHOOL 162 [BUILDING]						
Area: 88,156 SqFt						
Billing Period: Nov 2017						
ELECTRIC	28,200.00 kWh	96,247 KBtu	1.092 KBtu/SqFt	\$3,206.97	\$0.114 /kWh	\$0.036 /SqFt
NATURALGAS	220.00 CCF	22,660 KBtu	0.257 KBtu/SqFt	\$370.66	\$1.685 /CCF	\$0.004 /SqFt
SEWER	87.00 CCF			\$534.39	\$6.142 /CCF	\$0.006 /SqFt
WATER	149.00 CCF			\$756.33	\$5.076 /CCF	\$0.008 /SqFt
Totals:		118,907 KBtu	1.349 KBtu/SqFt	\$4,868.35		

Energy

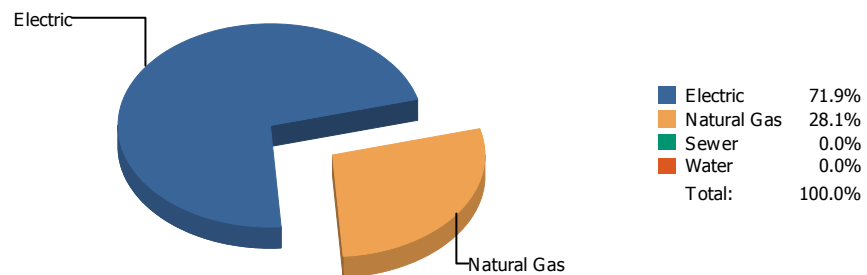


Cost

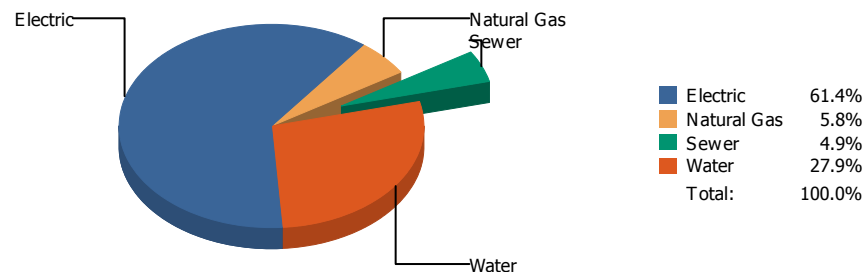


Commodity	Common Use	Energy Use	Energy Use / Area	Total Cost	Cost / Unit	Cost / Area
Place: [GUERRERO] ROSA GUERRERO ELEMENTARY 163 [BUILDING]						
Area: 88,641 SqFt						
Billing Period: Nov 2017						
ELECTRIC	41,140.00 kWh	140,411 KBtu	1.584 KBtu/SqFt	\$5,069.33	\$0.123 /kWh	\$0.057 /SqFt
NATURALGAS	736.50 CCF	75,860 KBtu	0.856 KBtu/SqFt	\$658.76	\$0.894 /CCF	\$0.007 /SqFt
SEWER	220.00 CCF			\$666.67	\$3.030 /CCF	\$0.007 /SqFt
WATER	390.00 CCF			\$951.25	\$2.439 /CCF	\$0.011 /SqFt
Totals:		216,270 KBtu	2.440 KBtu/SqFt	\$7,346.01		

Energy

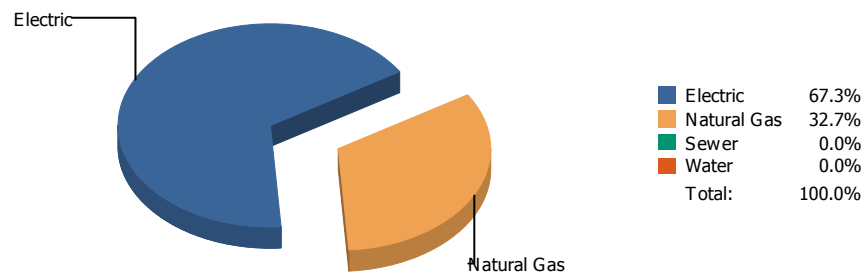


Cost

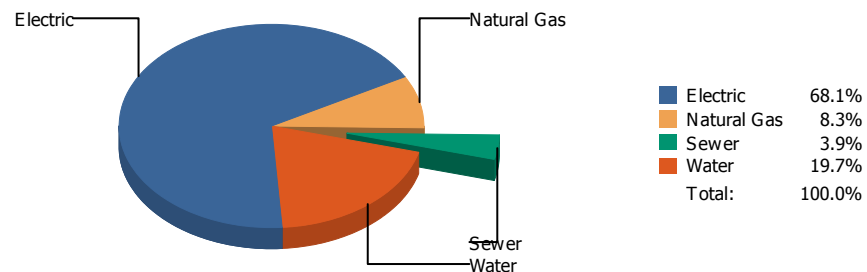


Commodity	Common Use	Energy Use	Energy Use / Area	Total Cost	Cost / Unit	Cost / Area
Place: [GUILLEN] GUILLEN 044 [BUILDING]						
Area: 223,773 SqFt						
Billing Period: Nov 2017						
ELECTRIC	84,345.00 kWh	287,869 KBtu	1.286 KBtu/SqFt	\$9,104.79	\$0.108 /kWh	\$0.041 /SqFt
NATURALGAS	1,091.00 CCF	112,373 KBtu	0.502 KBtu/SqFt	\$854.22	\$0.783 /CCF	\$0.004 /SqFt
SEWER	257.00 CCF			\$732.16	\$2.849 /CCF	\$0.003 /SqFt
WATER	987.00 CCF			\$4,135.55	\$4.190 /CCF	\$0.018 /SqFt
Totals:		400,242 KBtu	1.789 KBtu/SqFt	\$14,826.72		

Energy

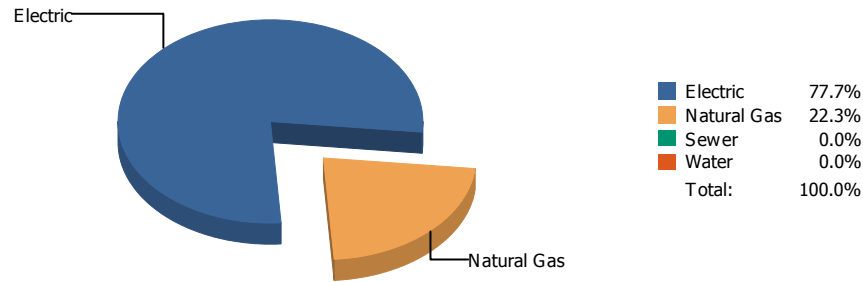


Cost

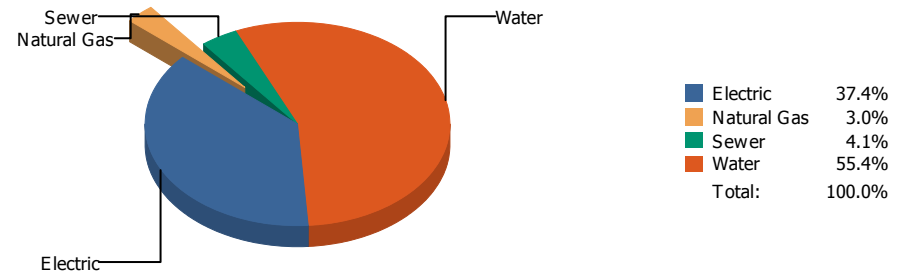


Commodity	Common Use	Energy Use	Energy Use / Area	Total Cost	Cost / Unit	Cost / Area
Place: [HART] HART 118 [BUILDING]						
Area: 63,357 SqFt						
Billing Period: Nov 2017						
ELECTRIC	54,960.00 kWh	187,578 KBtu	2.961 KBtu/SqFt	\$5,092.85	\$0.093 /kWh	\$0.080 /SqFt
NATURALGAS	885.00 CCF	91,155 KBtu	1.439 KBtu/SqFt	\$617.53	\$0.698 /CCF	\$0.010 /SqFt
SEWER	56.00 CCF			\$290.03	\$5.179 /CCF	\$0.005 /SqFt
WATER	292.00 CCF			\$1,472.95	\$5.044 /CCF	\$0.023 /SqFt
Totals:		278,733 KBtu	4.399 KBtu/SqFt	\$7,473.36		

Energy

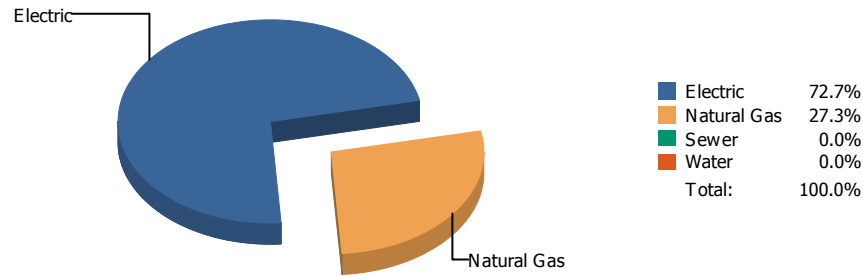


Cost

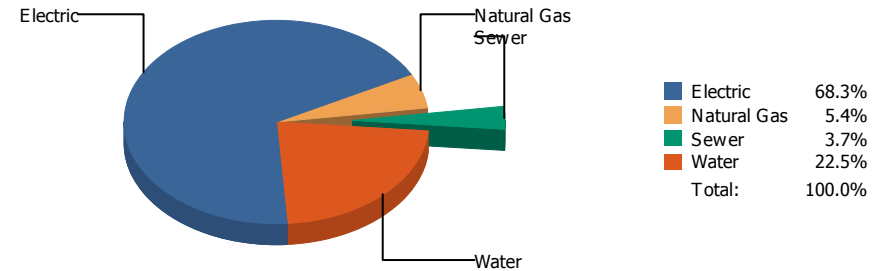


Commodity	Common Use	Energy Use	Energy Use / Area	Total Cost	Cost / Unit	Cost / Area
Place: [HAWKINS] HAWKINS 119 [BUILDING]						
Area: 57,207 SqFt						
Billing Period: Nov 2017						
ELECTRIC	30,601.00 kWh	104,441 KBtu	1.826 KBtu/SqFt	\$3,567.33	\$0.117 /kWh	\$0.062 /SqFt
NATURALGAS	291.00 CCF	29,973 KBtu	0.524 KBtu/SqFt	\$287.99	\$0.990 /CCF	\$0.005 /SqFt
SEWER	124.00 CCF			\$392.20	\$3.163 /CCF	\$0.007 /SqFt
WATER	287.00 CCF			\$5,285.58	\$18.417 /CCF	\$0.092 /SqFt
Totals:		134,414 KBtu	2.350 KBtu/SqFt	\$9,533.10		

Energy

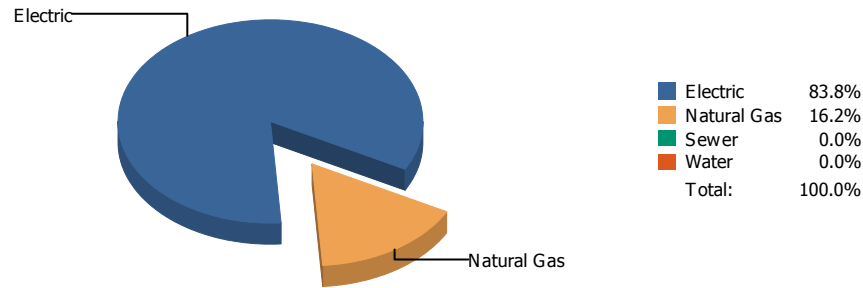


Cost

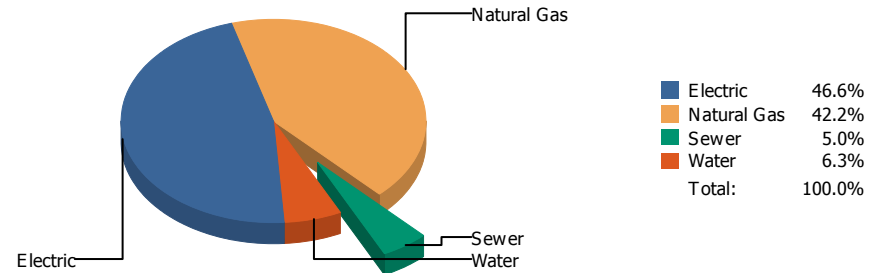


Commodity	Common Use	Energy Use	Energy Use / Area	Total Cost	Cost / Unit	Cost / Area
Place: [HENDERSO] HENDERSON 041 [BUILDING]						
Area: 145,254 SqFt						
Billing Period: Nov 2017						
ELECTRIC	51,945.00 kWh	177,288 KBtu	1.221 KBtu/SqFt	\$6,093.51	\$0.117 /kWh	\$0.042 /SqFt
NATURALGAS	645.00 CCF	66,435 KBtu	0.457 KBtu/SqFt	\$486.11	\$0.754 /CCF	\$0.003 /SqFt
SEWER	139.00 CCF			\$332.39	\$2.391 /CCF	\$0.002 /SqFt
WATER	610.00 CCF			\$2,007.94	\$3.292 /CCF	\$0.014 /SqFt
Totals:		243,723 KBtu	1.678 KBtu/SqFt	\$8,919.95		

Energy

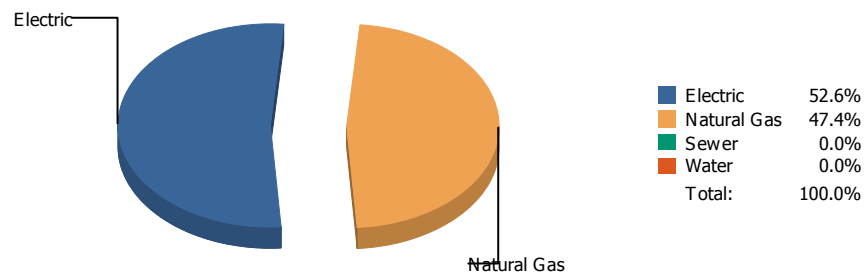


Cost

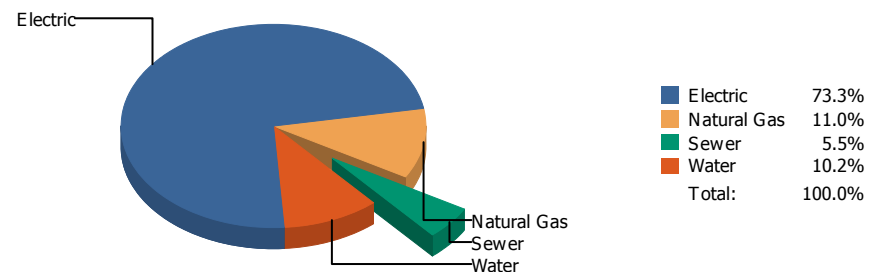


Commodity	Common Use	Energy Use	Energy Use / Area	Total Cost	Cost / Unit	Cost / Area
Place: [HERCULES] HERCULES COTTAGES 141A [BUILDING]						
Area: 10,160 SqFt						
Billing Period: Nov 2017						
ELECTRIC	4,220.00 kWh	14,403 KBtu	1.418 KBtu/SqFt	\$694.58	\$0.165 /kWh	\$0.068 /SqFt
NATURALGAS	27.00 CCF	2,781 KBtu	0.274 KBtu/SqFt	\$628.85	\$23.291 /CCF	\$0.062 /SqFt
SEWER	18.00 CCF			\$73.92	\$4.107 /CCF	\$0.007 /SqFt
WATER	22.00 CCF			\$93.16	\$4.235 /CCF	\$0.009 /SqFt
Totals:		17,184 KBtu	1.691 KBtu/SqFt	\$1,490.51		

Energy



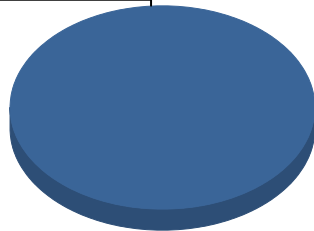
Cost



Commodity	Common Use	Energy Use	Energy Use / Area	Total Cost	Cost / Unit	Cost / Area
Place: [HERRERA_1] HERRERA ELEMENTARY 174 [BUILDING]						
Area: 86,275 SqFt						
Billing Period: Nov 2017						
ELECTRIC	58,600.00 kWh	200,002 KBtu	2.318 KBtu/SqFt	\$7,245.34	\$0.124 /kWh	\$0.084 /SqFt
NATURALGAS	1,748.00 CCF	180,044 KBtu	2.087 KBtu/SqFt	\$1,089.44	\$0.623 /CCF	\$0.013 /SqFt
SEWER	139.00 CCF			\$540.07	\$3.885 /CCF	\$0.006 /SqFt
WATER	205.00 CCF			\$1,010.25	\$4.928 /CCF	\$0.012 /SqFt
Totals:		380,046 KBtu	4.405 KBtu/SqFt	\$9,885.10		

Energy

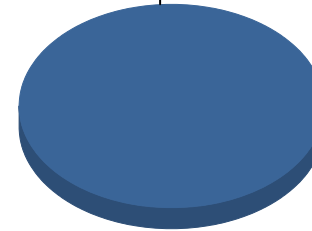
Electric



■ Electric 100.0%
Total: 100.0%

Cost

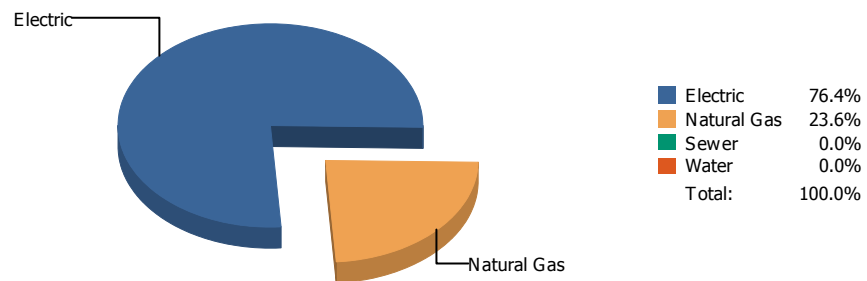
Electric



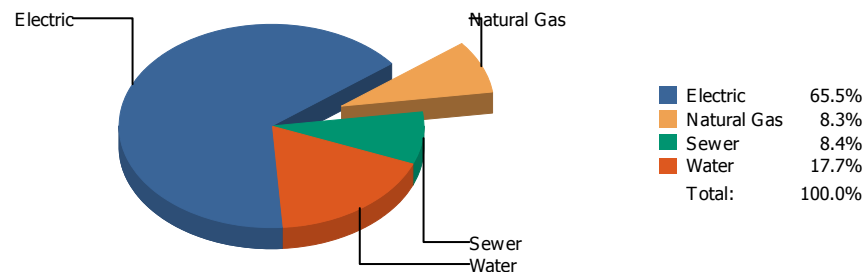
■ Electric 100.0%
Total: 100.0%

Commodity	Common Use	Energy Use	Energy Use / Area	Total Cost	Cost / Unit	Cost / Area
Place: [HIGHLAND] HIGHLAND/ANNEX 120 [BUILDING]						
Area: 33,705 SqFt						
Billing Period: Nov 2017						
ELECTRIC	20,880.00 kWh	71,263 KBtu	2.114 KBtu/SqFt	\$2,735.20	\$0.131 /kWh	\$0.081 /SqFt
Totals:		71,263 KBtu	2.114 KBtu/SqFt	\$2,735.20		

Energy

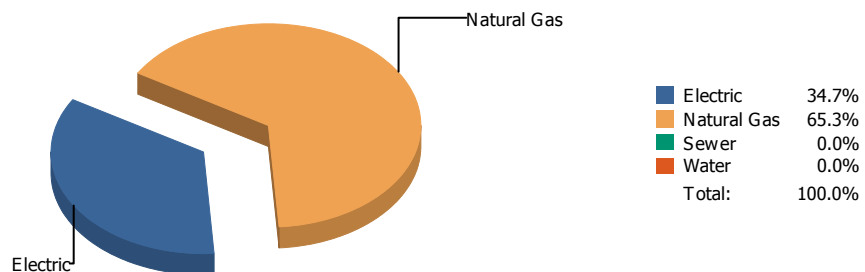


Cost

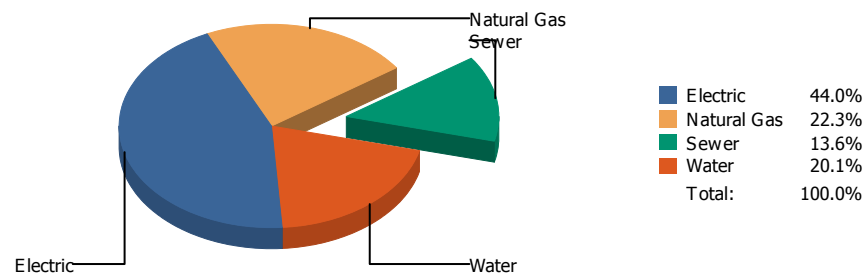


Commodity	Common Use	Energy Use	Energy Use / Area	Total Cost	Cost / Unit	Cost / Area
Place: [HILLSIDE] HILLSIDE 121 [BUILDING]						
Area: 80,656 SqFt						
Billing Period: Nov 2017						
ELECTRIC	34,157.00 kWh	116,578 KBtu	1.445 KBtu/SqFt	\$4,457.32	\$0.130 /kWh	\$0.055 /SqFt
NATURALGAS	349.60 CCF	36,009 KBtu	0.446 KBtu/SqFt	\$566.47	\$1.620 /CCF	\$0.007 /SqFt
SEWER	168.00 CCF			\$574.63	\$3.420 /CCF	\$0.007 /SqFt
WATER	364.00 CCF			\$1,202.36	\$3.303 /CCF	\$0.015 /SqFt
Totals:		152,587 KBtu	1.892 KBtu/SqFt	\$6,800.78		

Energy

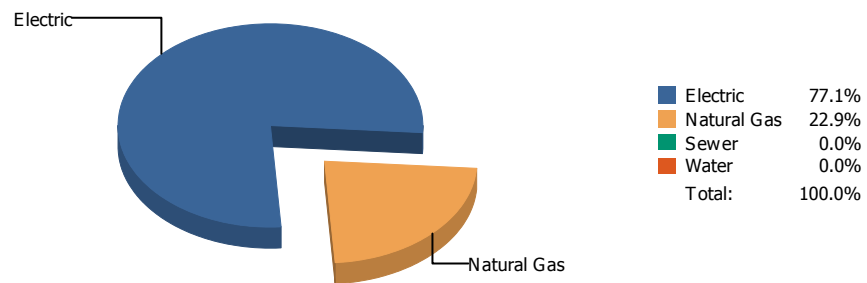


Cost

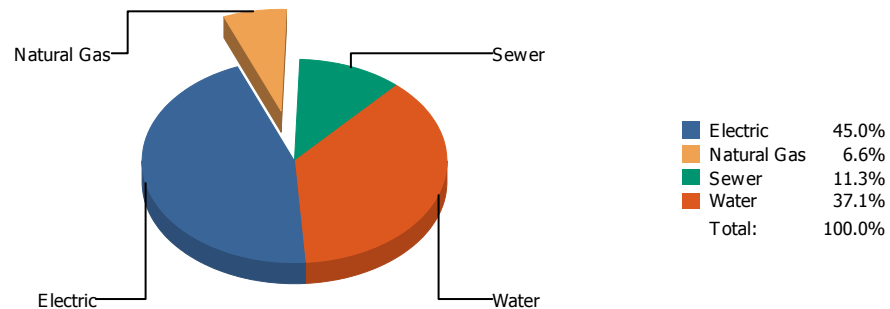


Commodity	Common Use	Energy Use	Energy Use / Area	Total Cost	Cost / Unit	Cost / Area
Place: [HOUSTON] HOUSTON 122 [BUILDING]						
Area: 84,178 SqFt						
Billing Period: Nov 2017						
ELECTRIC	17,600.00 kWh	60,069 KBtu	0.714 KBtu/SqFt	\$1,936.31	\$0.110 /kWh	\$0.023 /SqFt
NATURALGAS	1,096.00 CCF	112,888 KBtu	1.341 KBtu/SqFt	\$980.33	\$0.894 /CCF	\$0.012 /SqFt
SEWER	172.00 CCF			\$595.73	\$3.464 /CCF	\$0.007 /SqFt
WATER	304.00 CCF			\$884.03	\$2.908 /CCF	\$0.010 /SqFt
Totals:		172,957 KBtu	2.055 KBtu/SqFt	\$4,396.40		

Energy

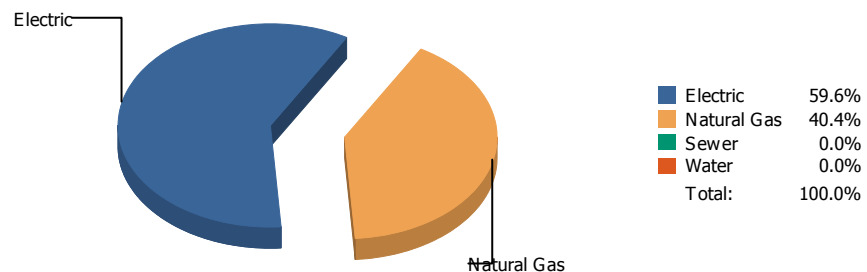


Cost

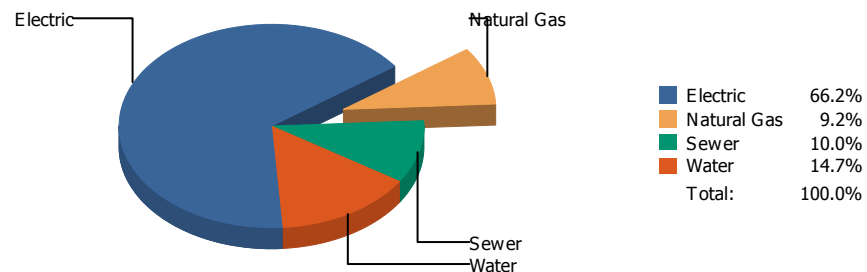


Commodity	Common Use	Energy Use	Energy Use / Area	Total Cost	Cost / Unit	Cost / Area
Place: [HUGHEY] HUGHEY 123 [BUILDING]						
Area: 74,815 SqFt						
Billing Period: Nov 2017						
ELECTRIC	30,732.00 kWh	104,888 KBtu	1.402 KBtu/SqFt	\$3,657.97	\$0.119 /kWh	\$0.049 /SqFt
NATURALGAS	302.50 CCF	31,158 KBtu	0.416 KBtu/SqFt	\$539.66	\$1.784 /CCF	\$0.007 /SqFt
SEWER	314.00 CCF			\$919.41	\$2.928 /CCF	\$0.012 /SqFt
WATER	843.00 CCF			\$3,017.13	\$3.579 /CCF	\$0.040 /SqFt
Totals:		136,046 KBtu	1.818 KBtu/SqFt	\$8,134.17		

Energy

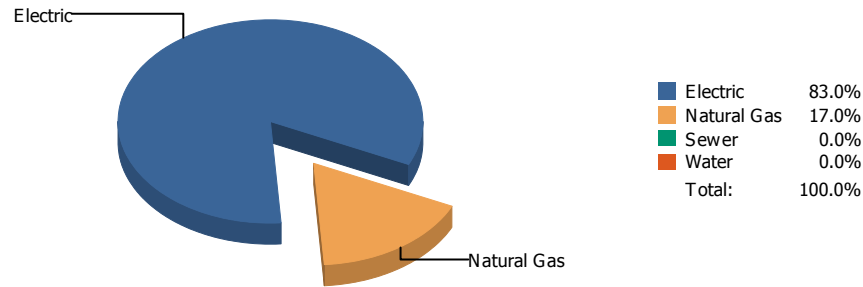


Cost

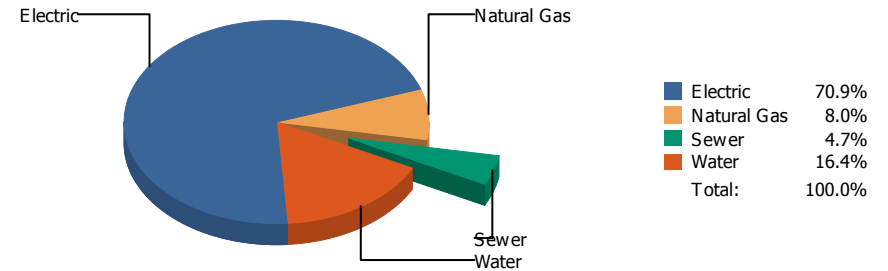


Commodity	Common Use	Energy Use	Energy Use / Area	Total Cost	Cost / Unit	Cost / Area
Place: [IRVIN] IRVIN 008 [BUILDING]						
Area: 303,804 SqFt						
Billing Period: Nov 2017						
ELECTRIC	105,848.00 kWh	361,259 KBtu	1.189 KBtu/SqFt	\$11,308.24	\$0.107 /kWh	\$0.037 /SqFt
NATURALGAS	2,382.00 CCF	245,346 KBtu	0.808 KBtu/SqFt	\$1,563.99	\$0.657 /CCF	\$0.005 /SqFt
SEWER	855.00 CCF			\$1,704.26	\$1.993 /CCF	\$0.006 /SqFt
WATER	1,160.00 CCF			\$2,508.29	\$2.162 /CCF	\$0.008 /SqFt
Totals:		606,605 KBtu	1.997 KBtu/SqFt	\$17,084.78		

Energy

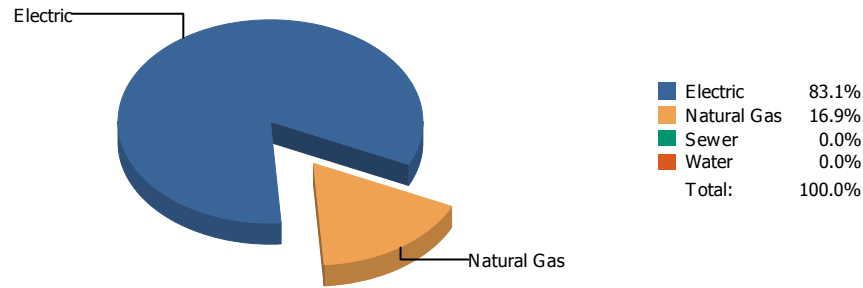


Cost

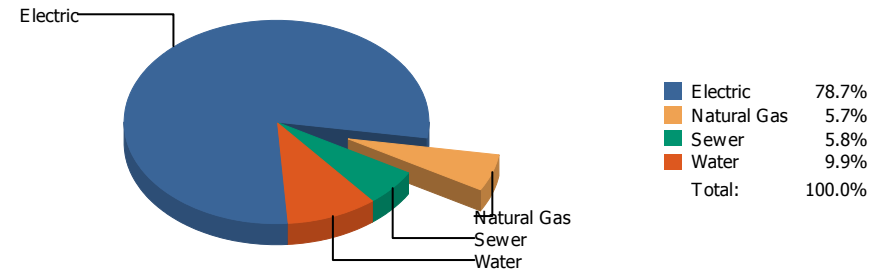


Commodity	Common Use	Energy Use	Energy Use / Area	Total Cost	Cost / Unit	Cost / Area
Place: [JEFFERSN] JEFFERSON 009 [BUILDING]						
Area: 257,708 SqFt						
Billing Period: Nov 2017						
ELECTRIC	127,380.00 kWh	434,748 KBtu	1.687 KBtu/SqFt	\$13,002.30	\$0.102 /kWh	\$0.050 /SqFt
NATURALGAS	864.00 CCF	88,992 KBtu	0.345 KBtu/SqFt	\$1,471.76	\$1.703 /CCF	\$0.005 /SqFt
SEWER	213.00 CCF			\$855.08	\$4.014 /CCF	\$0.003 /SqFt
WATER	855.00 CCF			\$3,011.17	\$3.522 /CCF	\$0.011 /SqFt
Totals:		523,740 KBtu	2.032 KBtu/SqFt	\$18,340.31		

Energy

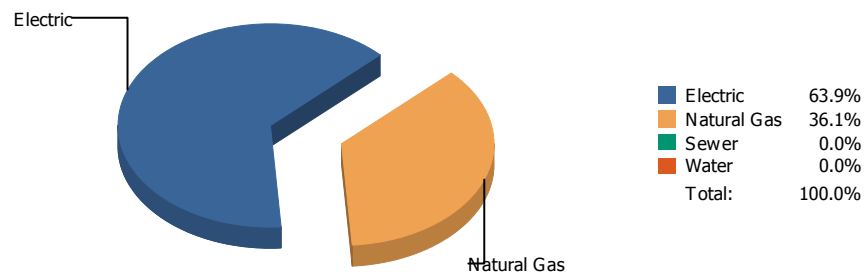


Cost

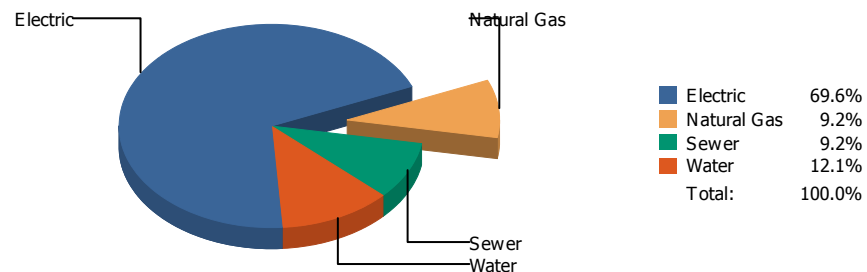


Commodity	Common Use	Energy Use	Energy Use / Area	Total Cost	Cost / Unit	Cost / Area
Place: [JOHNSON] L.B. JOHNSON 155 [BUILDING]						
Area: 87,993 SqFt						
Billing Period: Nov 2017						
ELECTRIC	62,450.00 kWh	213,142 KBtu	2.422 KBtu/SqFt	\$6,642.15	\$0.106 /kWh	\$0.075 /SqFt
NATURALGAS	421.00 CCF	43,363 KBtu	0.493 KBtu/SqFt	\$484.45	\$1.151 /CCF	\$0.005 /SqFt
SEWER	167.00 CCF			\$486.50	\$2.913 /CCF	\$0.006 /SqFt
WATER	370.00 CCF			\$832.03	\$2.249 /CCF	\$0.009 /SqFt
Totals:		256,505 KBtu	2.915 KBtu/SqFt	\$8,445.13		

Energy

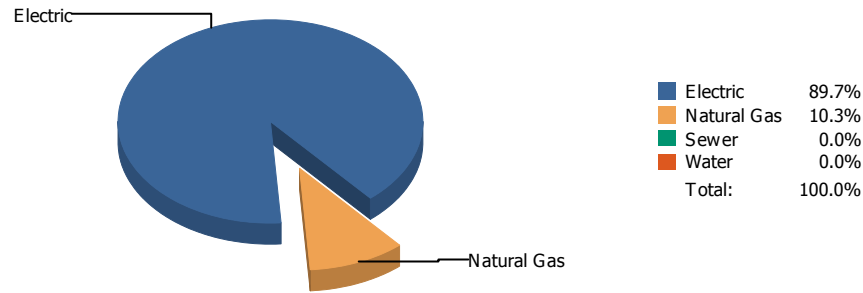


Cost

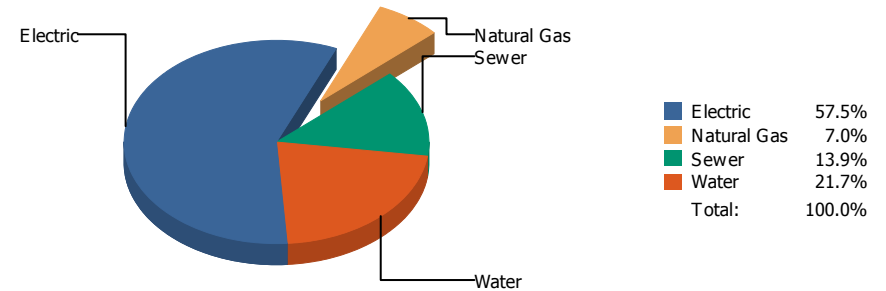


Commodity	Common Use	Energy Use	Energy Use / Area	Total Cost	Cost / Unit	Cost / Area
Place: [KOHLBERG] KOHLBERG ELEMENTARY [BUILDING]						
Area: 99,884 SqFt						
Billing Period: Nov 2017						
ELECTRIC	41,600.00 kWh	141,981 KBtu	1.421 KBtu/SqFt	\$5,199.70	\$0.125 /kWh	\$0.052 /SqFt
NATURALGAS	779.00 CCF	80,237 KBtu	0.803 KBtu/SqFt	\$684.18	\$0.878 /CCF	\$0.007 /SqFt
SEWER	240.00 CCF			\$684.35	\$2.851 /CCF	\$0.007 /SqFt
WATER	303.00 CCF			\$900.04	\$2.970 /CCF	\$0.009 /SqFt
Totals:		222,218 KBtu	2.225 KBtu/SqFt	\$7,468.27		

Energy

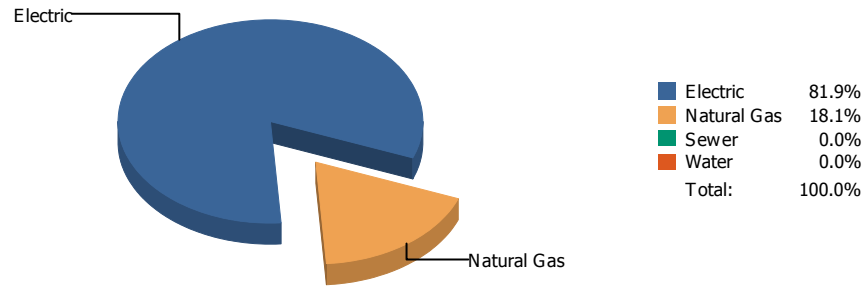


Cost

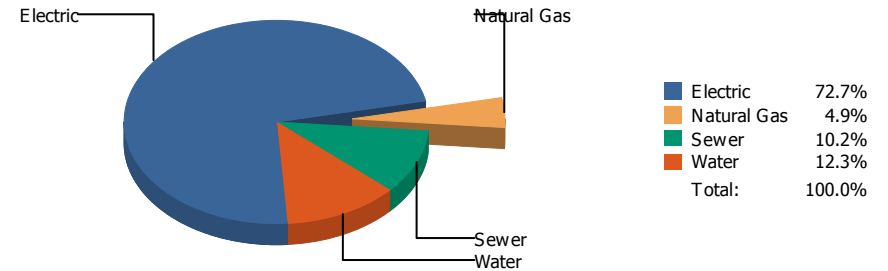


Commodity	Common Use	Energy Use	Energy Use / Area	Total Cost	Cost / Unit	Cost / Area
Place: [LAMAR] LAMAR 125 [BUILDING]						
Area: 76,252 SqFt						
Billing Period: Nov 2017						
ELECTRIC	30,300.00 kWh	103,414 KBtu	1.356 KBtu/SqFt	\$3,567.39	\$0.118 /kWh	\$0.047 /SqFt
NATURALGAS	115.00 CCF	11,845 KBtu	0.155 KBtu/SqFt	\$433.03	\$3.765 /CCF	\$0.006 /SqFt
SEWER	222.00 CCF			\$861.12	\$3.879 /CCF	\$0.011 /SqFt
WATER	398.00 CCF			\$1,343.87	\$3.377 /CCF	\$0.018 /SqFt
Totals:		115,259 KBtu	1.512 KBtu/SqFt	\$6,205.41		

Energy

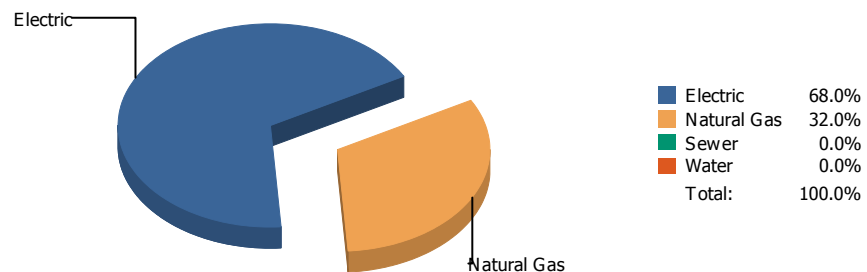


Cost

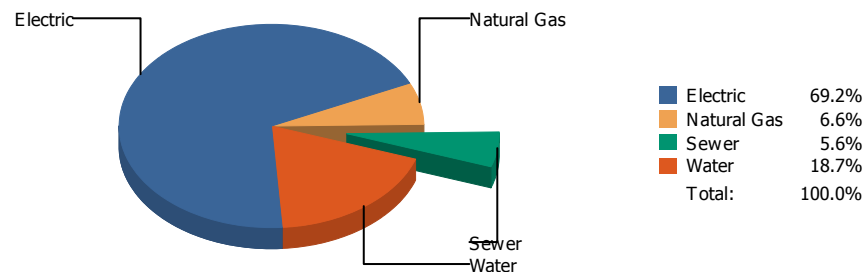


Commodity	Common Use	Energy Use	Energy Use / Area	Total Cost	Cost / Unit	Cost / Area
Place: [LEE] LEE 150 [BUILDING]						
Area: 78,368 SqFt						
Billing Period: Nov 2017						
ELECTRIC	25,790.00 kWh	88,021 KBtu	1.123 KBtu/SqFt	\$3,450.22	\$0.134 /kWh	\$0.044 /SqFt
NATURALGAS	189.00 CCF	19,467 KBtu	0.248 KBtu/SqFt	\$230.41	\$1.219 /CCF	\$0.003 /SqFt
SEWER	69.00 CCF			\$484.81	\$7.026 /CCF	\$0.006 /SqFt
WATER	72.00 CCF			\$583.16	\$8.099 /CCF	\$0.007 /SqFt
Totals:		107,488 KBtu	1.372 KBtu/SqFt	\$4,748.60		

Energy

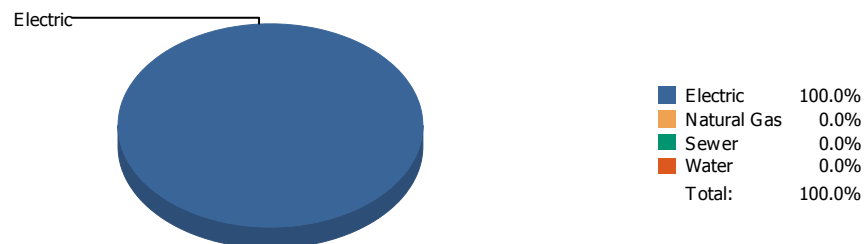


Cost

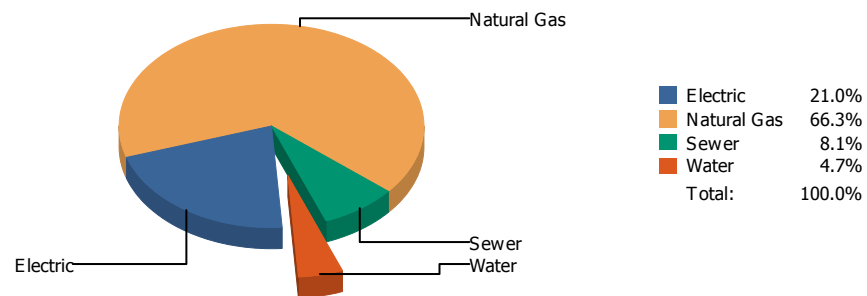


Commodity	Common Use	Energy Use	Energy Use / Area	Total Cost	Cost / Unit	Cost / Area
Place: [LINCOLN] LINCOLN 051 [BUILDING]						
Area: 163,678 SqFt						
Billing Period: Nov 2017						
ELECTRIC	130,000.00 kWh	443,690 KBtu	2.711 KBtu/SqFt	\$13,119.96	\$0.101 /kWh	\$0.080 /SqFt
NATURALGAS	2,028.00 CCF	208,884 KBtu	1.276 KBtu/SqFt	\$1,242.60	\$0.613 /CCF	\$0.008 /SqFt
SEWER	487.00 CCF			\$1,052.90	\$2.162 /CCF	\$0.006 /SqFt
WATER	1,178.00 CCF			\$3,546.95	\$3.011 /CCF	\$0.022 /SqFt
Totals:		652,574 KBtu	3.987 KBtu/SqFt	\$18,962.41		

Energy

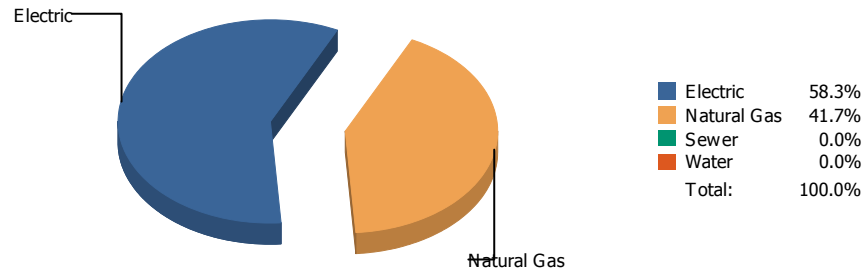


Cost

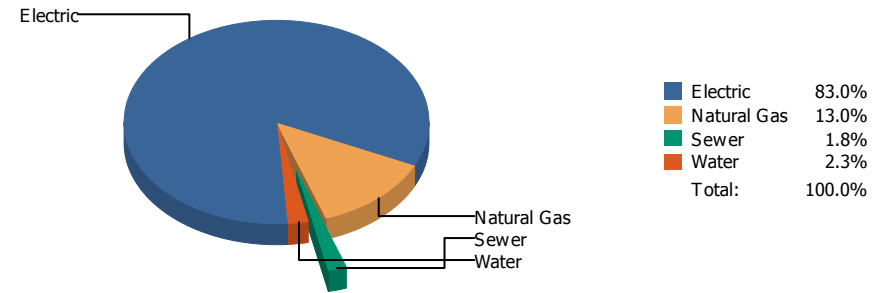


Commodity	Common Use	Energy Use	Energy Use / Area	Total Cost	Cost / Unit	Cost / Area
Place: [LIVE MAT] LIVE MATERIAL CENTER 929 [BUILDING]						
Area: 2,483 SqFt						
Billing Period: Nov 2017						
ELECTRIC	347.00 kWh	1,184 KBtu	0.477 KBtu/SqFt	\$77.58	\$0.224 /kWh	\$0.031 /SqFt
NATURALGAS	0.00 CCF	0 KBtu	0.000 KBtu/SqFt	\$245.12	\$0.000 /CCF	\$0.099 /SqFt
SEWER	1.00 CCF			\$29.81	\$29.810 /CCF	\$0.012 /SqFt
WATER	2.00 CCF			\$17.24	\$8.620 /CCF	\$0.007 /SqFt
Totals:		1,184 KBtu	0.477 KBtu/SqFt	\$369.75		

Energy

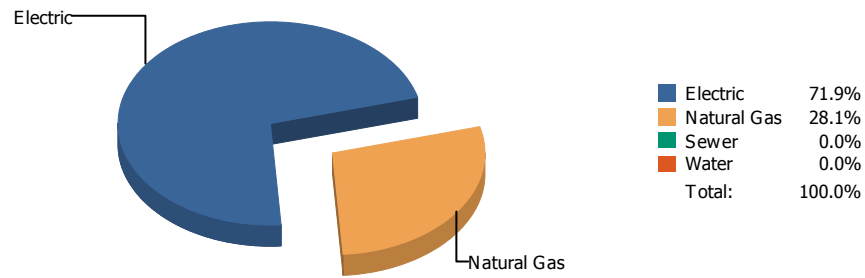


Cost

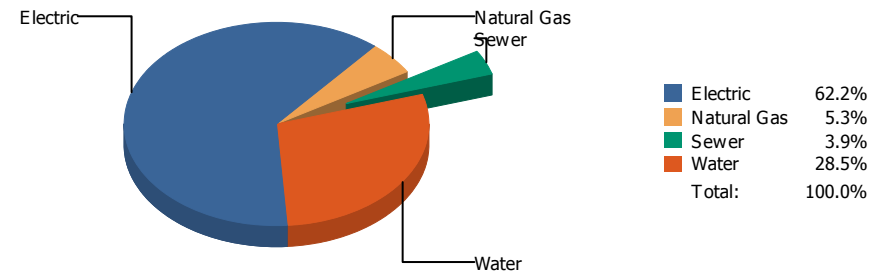


Commodity	Common Use	Energy Use	Energy Use / Area	Total Cost	Cost / Unit	Cost / Area
Place: [LOGAN] LOGAN 128 [BUILDING]						
Area: 72,248 SqFt						
Billing Period: Nov 2017						
ELECTRIC	42,000.00 kWh	143,346 KBtu	1.984 KBtu/SqFt	\$4,336.14	\$0.103 /kWh	\$0.060 /SqFt
NATURALGAS	994.00 CCF	102,382 KBtu	1.417 KBtu/SqFt	\$679.21	\$0.683 /CCF	\$0.009 /SqFt
SEWER	3.00 CCF			\$91.67	\$30.557 /CCF	\$0.001 /SqFt
WATER	10.00 CCF			\$119.91	\$11.991 /CCF	\$0.002 /SqFt
Totals:		245,728 KBtu	3.401 KBtu/SqFt	\$5,226.93		

Energy

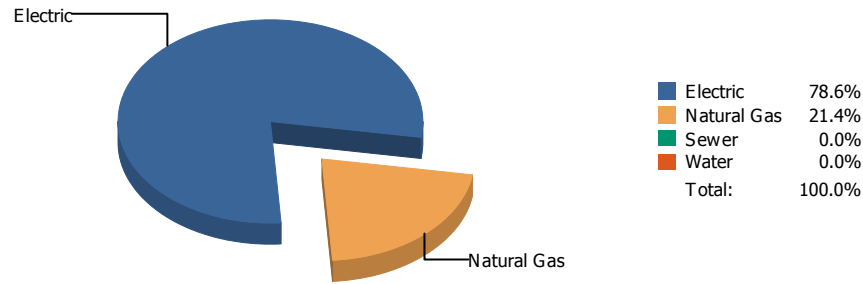


Cost

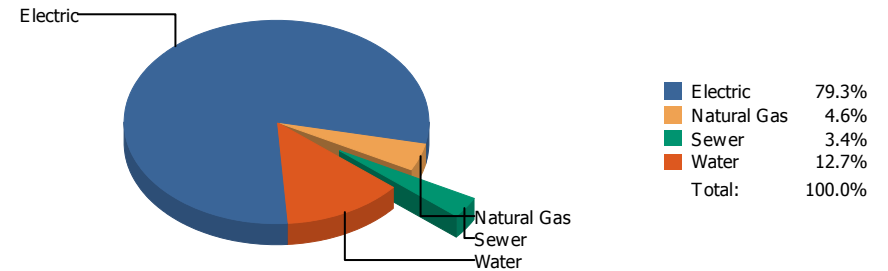


Commodity	Common Use	Energy Use	Energy Use / Area	Total Cost	Cost / Unit	Cost / Area
Place: [LUNDY_2] LUNDY 177 [BUILDING]						
Area: 112,731 SqFt						
Billing Period: Nov 2017						
ELECTRIC	61,800.00 kWh	210,923 KBtu	1.871 KBtu/SqFt	\$8,115.86	\$0.131 /kWh	\$0.072 /SqFt
NATURALGAS	799.00 CCF	82,297 KBtu	0.730 KBtu/SqFt	\$696.85	\$0.872 /CCF	\$0.006 /SqFt
SEWER	121.00 CCF			\$508.21	\$4.200 /CCF	\$0.005 /SqFt
WATER	780.00 CCF			\$3,721.78	\$4.772 /CCF	\$0.033 /SqFt
Totals:		293,220 KBtu	2.601 KBtu/SqFt	\$13,042.70		

Energy

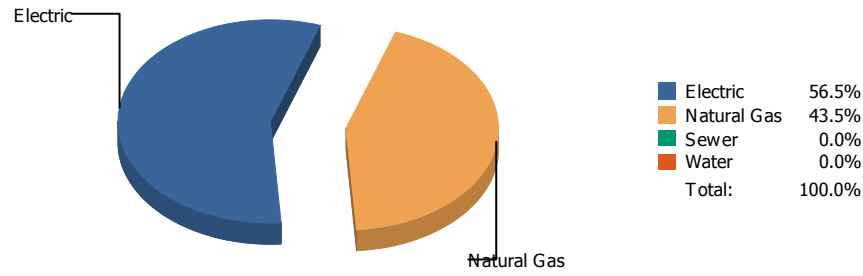


Cost

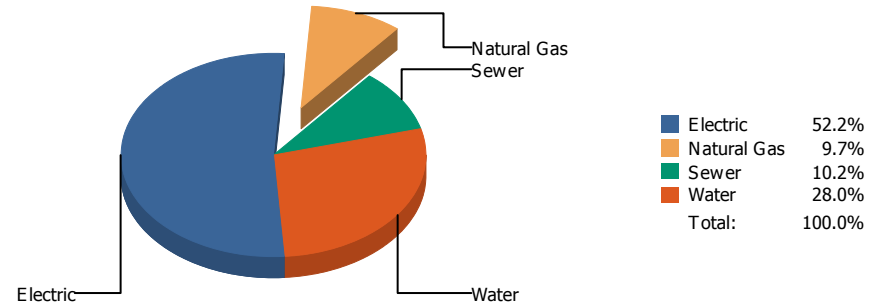


Commodity	Common Use	Energy Use	Energy Use / Area	Total Cost	Cost / Unit	Cost / Area
Place: [MAC] MACARTHUR 129 [BUILDING]						
Area: 143,341 SqFt						
Billing Period: Nov 2017						
ELECTRIC	86,720.00 kWh	295,975 KBtu	2.065 KBtu/SqFt	\$9,591.15	\$0.111 /kWh	\$0.067 /SqFt
NATURALGAS	782.00 CCF	80,546 KBtu	0.562 KBtu/SqFt	\$561.05	\$0.717 /CCF	\$0.004 /SqFt
SEWER	123.00 CCF			\$408.62	\$3.322 /CCF	\$0.003 /SqFt
WATER	371.00 CCF			\$1,531.39	\$4.128 /CCF	\$0.011 /SqFt
Totals:		376,521 KBtu	2.627 KBtu/SqFt	\$12,092.21		

Energy

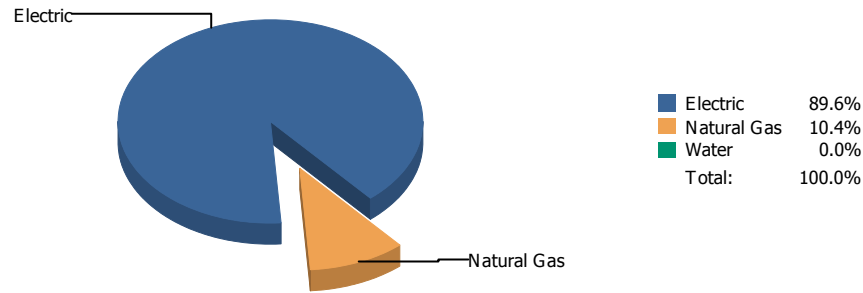


Cost

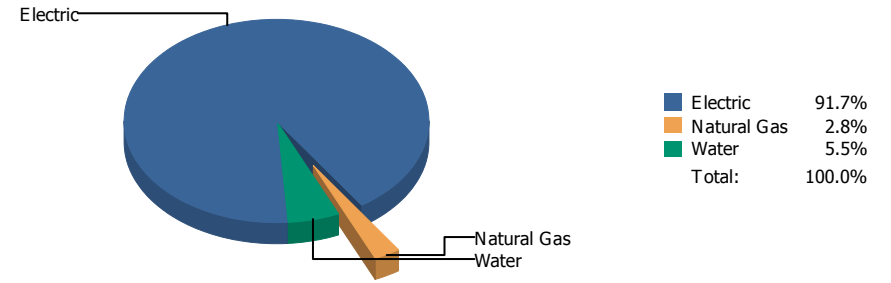


Commodity	Common Use	Energy Use	Energy Use / Area	Total Cost	Cost / Unit	Cost / Area
Place: [MAGOFFIN] MAGOFFIN 047 [BUILDING]						
Area: 76,378 SqFt						
Billing Period: Nov 2017						
ELECTRIC	17,569.60 kWh	59,965 KBtu	0.785 KBtu/SqFt	\$2,039.91	\$0.116 /kWh	\$0.027 /SqFt
NATURALGAS	448.70 CCF	46,216 KBtu	0.605 KBtu/SqFt	\$378.66	\$0.844 /CCF	\$0.005 /SqFt
SEWER	59.00 CCF			\$398.47	\$6.754 /CCF	\$0.005 /SqFt
WATER	203.00 CCF			\$1,093.21	\$5.385 /CCF	\$0.014 /SqFt
Totals:		106,181 KBtu	1.390 KBtu/SqFt	\$3,910.25		

Energy

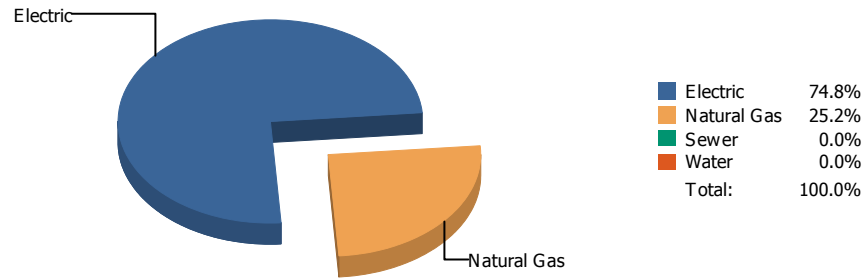


Cost

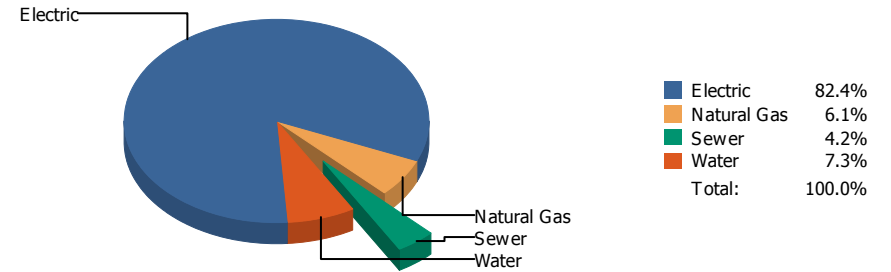


Commodity	Common Use	Energy Use	Energy Use / Area	Total Cost	Cost / Unit	Cost / Area
Place: [MAGOFFINNEWMIDDLESCHOOL] MAGOFFIN NEW MIDDLE SCHOOL [BUILDING]						
Area: 116,136 SqFt						
Billing Period: Nov 2017						
ELECTRIC	84,800.00 kWh	289,422 KBtu	2.492 KBtu/SqFt	\$10,007.59	\$0.118 /kWh	\$0.086 /SqFt
NATURALGAS	325.00 CCF	33,475 KBtu	0.288 KBtu/SqFt	\$308.01	\$0.948 /CCF	\$0.003 /SqFt
WATER	55.00 CCF			\$599.79	\$10.905 /CCF	\$0.005 /SqFt
Totals:		322,897 KBtu	2.780 KBtu/SqFt	\$10,915.39		

Energy

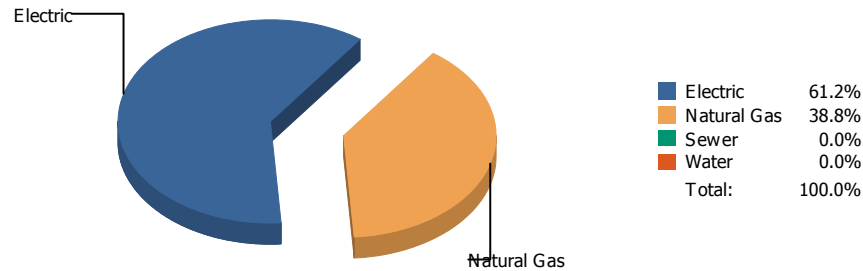


Cost

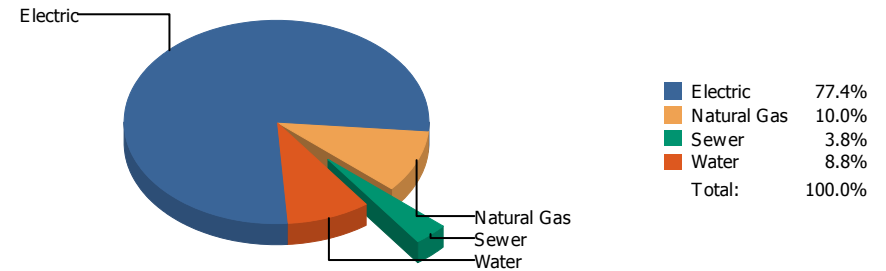


Commodity	Common Use	Energy Use	Energy Use / Area	Total Cost	Cost / Unit	Cost / Area
Place: [MAXINE] MAXINE SILVA HEALTH MAGNET 011 [BUILDING]						
Area: 80,909 SqFt						
Billing Period: Nov 2017						
ELECTRIC	75,900.00 kWh	259,047 KBtu	3.202 KBtu/SqFt	\$8,110.66	\$0.107 /kWh	\$0.100 /SqFt
NATURALGAS	848.00 CCF	87,344 KBtu	1.080 KBtu/SqFt	\$597.16	\$0.704 /CCF	\$0.007 /SqFt
SEWER	126.00 CCF			\$413.93	\$3.285 /CCF	\$0.005 /SqFt
WATER	226.00 CCF			\$715.52	\$3.166 /CCF	\$0.009 /SqFt
Totals:		346,391 KBtu	4.281 KBtu/SqFt	\$9,837.27		

Energy

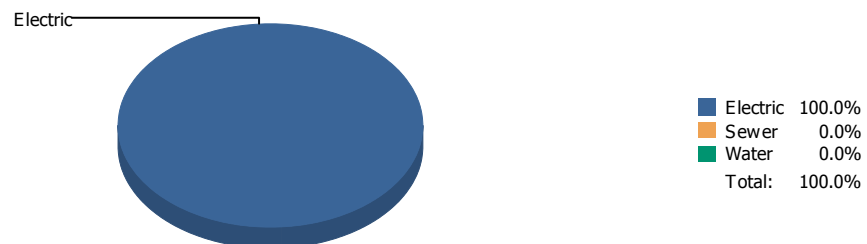


Cost

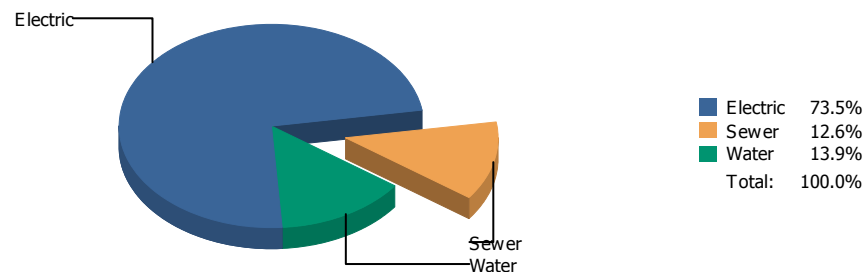


Commodity	Common Use	Energy Use	Energy Use / Area	Total Cost	Cost / Unit	Cost / Area
Place: [MESITA] MESITA 130 [BUILDING]						
Area: 100,583 SqFt						
Billing Period: Nov 2017						
ELECTRIC	80,760.00 kWh	275,634 KBtu	2.740 KBtu/SqFt	\$9,174.61	\$0.114 /kWh	\$0.091 /SqFt
NATURALGAS	1,696.00 CCF	174,688 KBtu	1.737 KBtu/SqFt	\$1,188.16	\$0.701 /CCF	\$0.012 /SqFt
SEWER	86.00 CCF			\$446.26	\$5.189 /CCF	\$0.004 /SqFt
WATER	174.00 CCF			\$1,048.44	\$6.026 /CCF	\$0.010 /SqFt
Totals:		450,322 KBtu	4.477 KBtu/SqFt	\$11,857.47		

Energy

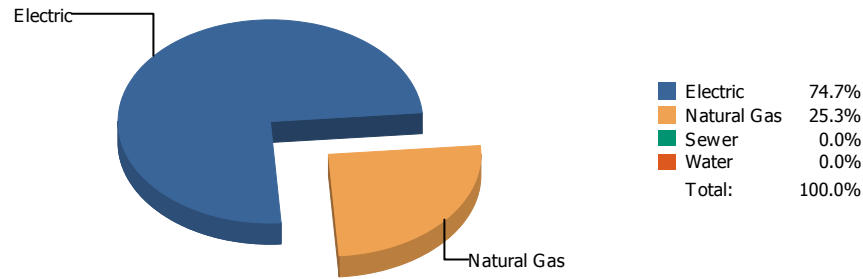


Cost

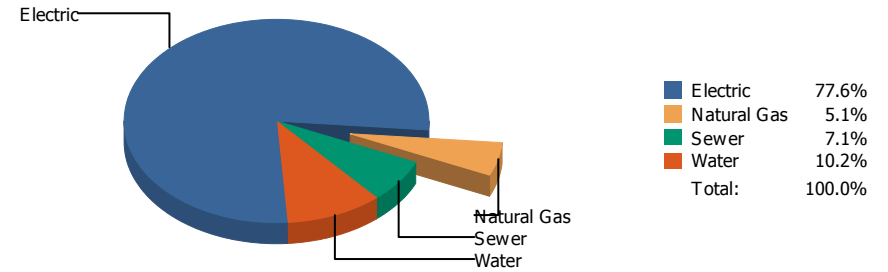


Commodity	Common Use	Energy Use	Energy Use / Area	Total Cost	Cost / Unit	Cost / Area
Place: [MILAM] MILAM 131 [BUILDING]						
Area: 63,641 SqFt						
Billing Period: Nov 2017						
ELECTRIC	15,480.00 kWh	52,833 KBtu	0.830 KBtu/SqFt	\$2,049.61	\$0.132 /kWh	\$0.032 /SqFt
SEWER	90.00 CCF			\$350.21	\$3.891 /CCF	\$0.006 /SqFt
WATER	94.00 CCF			\$386.95	\$4.116 /CCF	\$0.006 /SqFt
Totals:		52,833 KBtu	0.830 KBtu/SqFt	\$2,786.77		

Energy

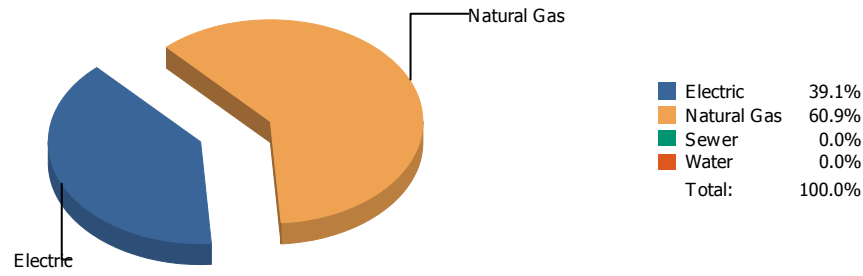


Cost

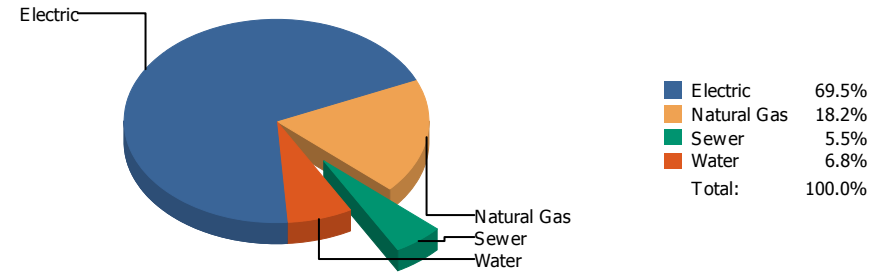


Commodity	Common Use	Energy Use	Energy Use / Area	Total Cost	Cost / Unit	Cost / Area
Place: [MOREHEAD] MOREHEAD 046 [BUILDING]						
Area: 119,353 SqFt						
Billing Period: Nov 2017						
ELECTRIC	79,510.00 kWh	271,368 KBtu	2.274 KBtu/SqFt	\$9,558.19	\$0.120 /kWh	\$0.080 /SqFt
NATURALGAS	894.00 CCF	92,082 KBtu	0.772 KBtu/SqFt	\$624.29	\$0.698 /CCF	\$0.005 /SqFt
SEWER	330.00 CCF			\$878.14	\$2.661 /CCF	\$0.007 /SqFt
WATER	549.00 CCF			\$1,252.15	\$2.281 /CCF	\$0.010 /SqFt
Totals:		363,450 KBtu	3.045 KBtu/SqFt	\$12,312.77		

Energy

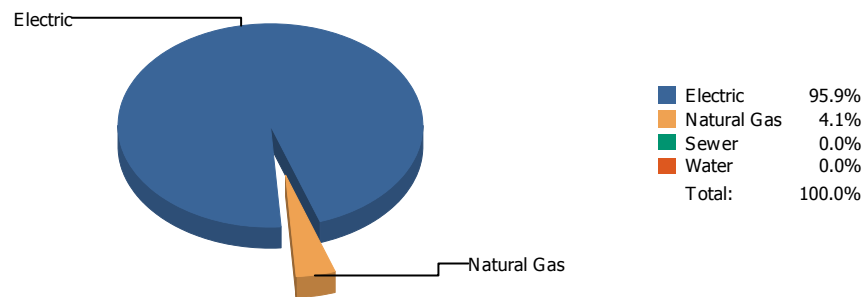


Cost

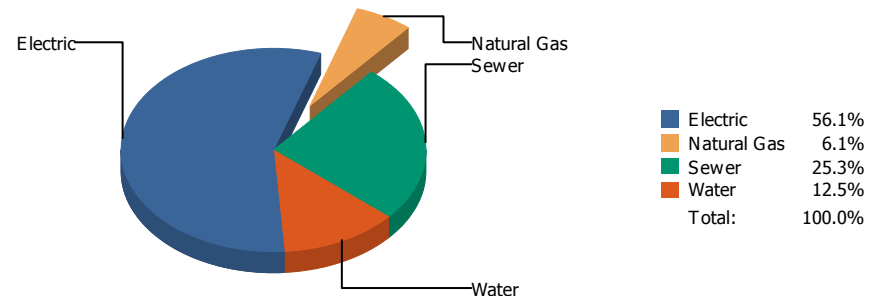


Commodity	Common Use	Energy Use	Energy Use / Area	Total Cost	Cost / Unit	Cost / Area
Place: [MOYE_2] HR MOYE [BUILDING]						
Area: 93,197 SqFt						
Billing Period: Nov 2017						
ELECTRIC	45,240.00 kWh	154,404 KBtu	1.657 KBtu/SqFt	\$5,425.94	\$0.120 /kWh	\$0.058 /SqFt
NATURALGAS	2,339.00 CCF	240,917 KBtu	2.585 KBtu/SqFt	\$1,417.97	\$0.606 /CCF	\$0.015 /SqFt
SEWER	75.00 CCF			\$426.79	\$5.691 /CCF	\$0.005 /SqFt
WATER	86.00 CCF			\$532.12	\$6.187 /CCF	\$0.006 /SqFt
Totals:		395,321 KBtu	4.242 KBtu/SqFt	\$7,802.82		

Energy

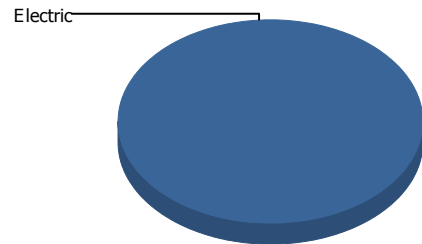


Cost



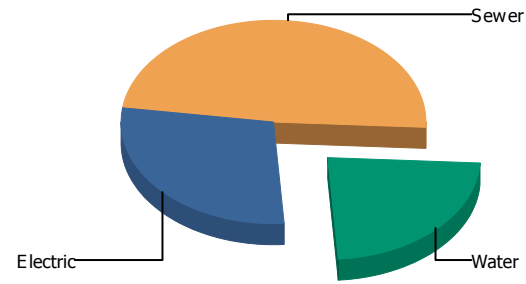
Commodity	Common Use	Energy Use	Energy Use / Area	Total Cost	Cost / Unit	Cost / Area
Place: [MULTI-MEDIA CENTER] MULTI-MEDIA CENTER [BUILDING]						
Area: 27,633 SqFt						
Billing Period: Nov 2017						
ELECTRIC	9,086.16 kWh	31,011 KBtu	1.122 KBtu/SqFt	\$1,197.00	\$0.132 /kWh	\$0.043 /SqFt
NATURALGAS	13.00 CCF	1,339 KBtu	0.048 KBtu/SqFt	\$129.92	\$9.994 /CCF	\$0.005 /SqFt
SEWER	257.00 CCF			\$541.25	\$2.106 /CCF	\$0.020 /SqFt
WATER	84.00 CCF			\$267.17	\$3.181 /CCF	\$0.010 /SqFt
Totals:		32,350 KBtu	1.171 KBtu/SqFt	\$2,135.34		

Energy



■ Electric 100.0%
 ■ Sewer 0.0%
 ■ Water 0.0%
 Total: 100.0%

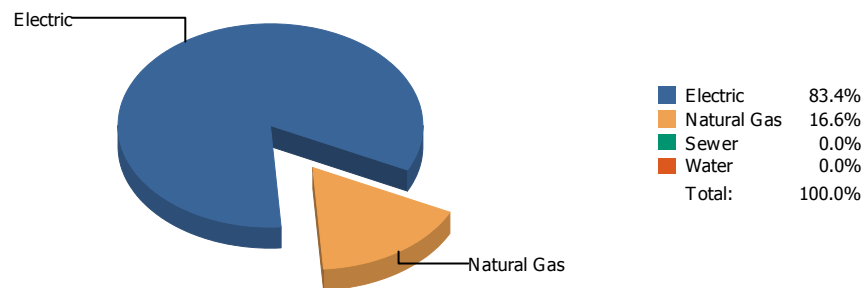
Cost



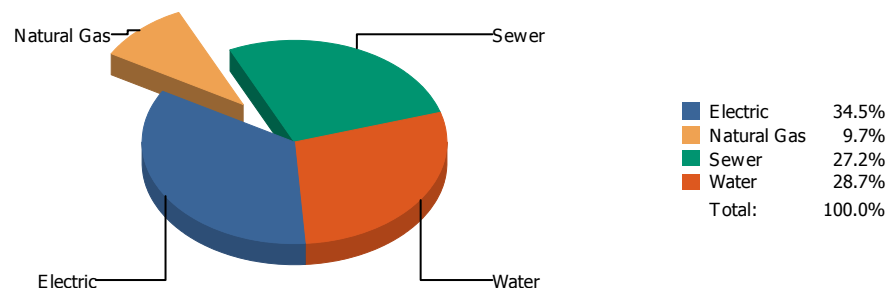
■ Electric 28.3%
 ■ Sewer 48.7%
 ■ Water 23.0%
 Total: 100.0%

Commodity	Common Use	Energy Use	Energy Use / Area	Total Cost	Cost / Unit	Cost / Area
Place: [NE AREA OFFICES] N.E. AREA OFFICES 882 [BUILDING]						
Area: 7,328 SqFt						
Billing Period: Nov 2017						
ELECTRIC	120.00 kWh	410 KBtu	0.056 KBtu/SqFt	\$32.67	\$0.272 /kWh	\$0.004 /SqFt
SEWER	0.00 CCF			\$56.08	\$0.000 /CCF	\$0.008 /SqFt
WATER	0.00 CCF			\$26.52	\$0.000 /CCF	\$0.004 /SqFt
Totals:		410 KBtu	0.056 KBtu/SqFt	\$115.27		

Energy

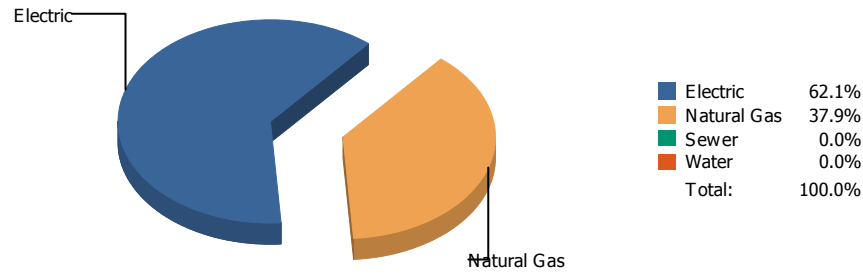


Cost

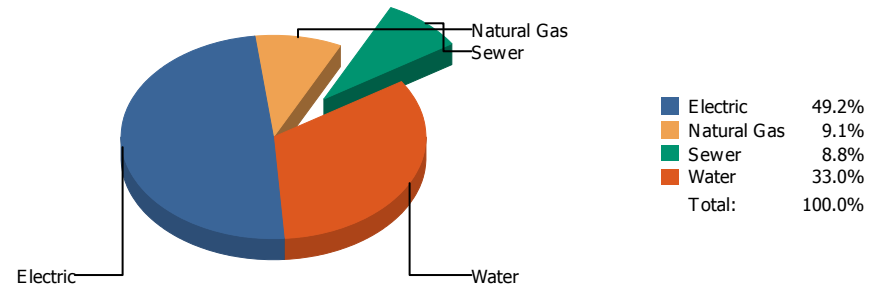


Commodity	Common Use	Energy Use	Energy Use / Area	Total Cost	Cost / Unit	Cost / Area
Place: [NE TRANSPORTATION] N.E. TRANSPORTATION 826 [BUILDING]						
Area: 5,995 SqFt						
Billing Period: Nov 2017						
ELECTRIC	4,701.00 kWh	16,045 KBtu	2.676 KBtu/SqFt	\$499.39	\$0.106 /kWh	\$0.083 /SqFt
NATURALGAS	31.00 CCF	3,193 KBtu	0.533 KBtu/SqFt	\$140.22	\$4.523 /CCF	\$0.023 /SqFt
SEWER	56.00 CCF			\$393.16	\$7.021 /CCF	\$0.066 /SqFt
WATER	53.00 CCF			\$414.84	\$7.827 /CCF	\$0.069 /SqFt
Totals:		19,238 KBtu	3.209 KBtu/SqFt	\$1,447.61		

Energy

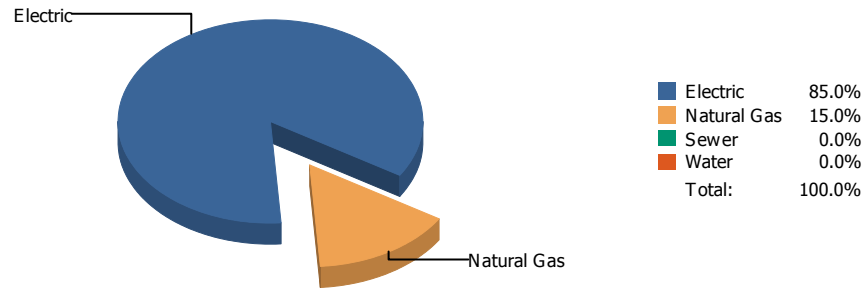


Cost

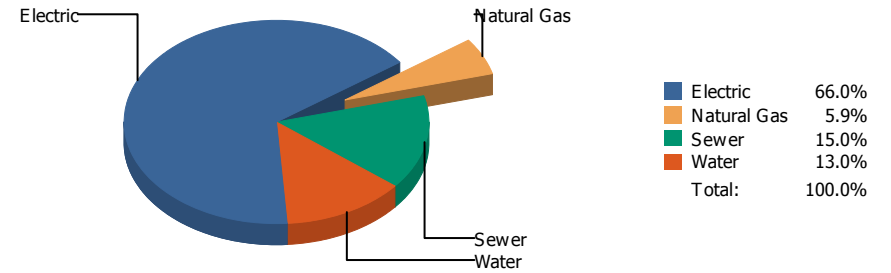


Commodity	Common Use	Energy Use	Energy Use / Area	Total Cost	Cost / Unit	Cost / Area
Place: [NEWMAN] NEWMAN ELEMENTARY 133 [BUILDING]						
Area: 73,291 SqFt						
Billing Period: Nov 2017						
ELECTRIC	27,341.00 kWh	93,315 KBtu	1.273 KBtu/SqFt	\$3,701.10	\$0.135 /kWh	\$0.050 /SqFt
NATURALGAS	553.00 CCF	56,959 KBtu	0.777 KBtu/SqFt	\$682.77	\$1.235 /CCF	\$0.009 /SqFt
SEWER	287.00 CCF			\$662.99	\$2.310 /CCF	\$0.009 /SqFt
WATER	763.00 CCF			\$2,483.03	\$3.254 /CCF	\$0.034 /SqFt
Totals:		150,274 KBtu	2.050 KBtu/SqFt	\$7,529.89		

Energy

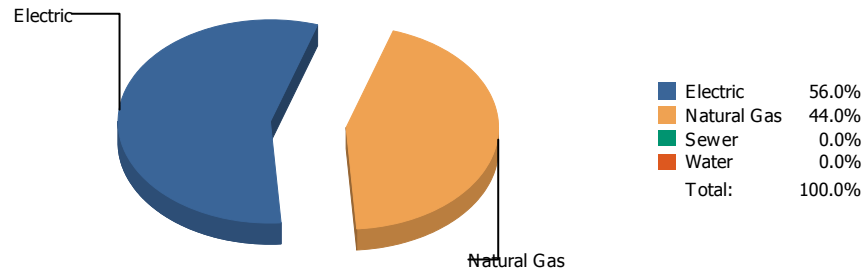


Cost

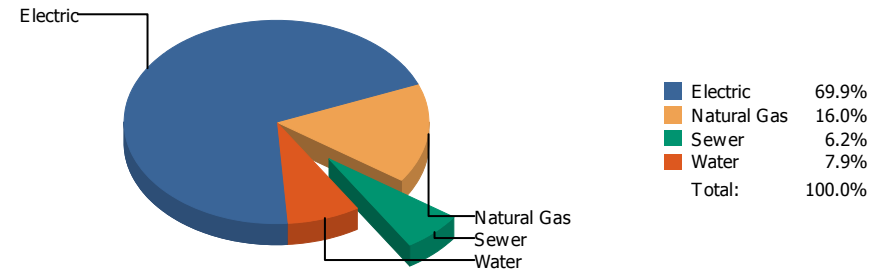


Commodity	Common Use	Energy Use	Energy Use / Area	Total Cost	Cost / Unit	Cost / Area
Place: [NIXON] L.A. NIXON 161 [BUILDING]						
Area: 76,873 SqFt						
Billing Period: Nov 2017						
ELECTRIC	39,920.00 kWh	136,247 KBtu	1.772 KBtu/SqFt	\$4,211.63	\$0.106 /kWh	\$0.055 /SqFt
NATURALGAS	234.00 CCF	24,102 KBtu	0.314 KBtu/SqFt	\$378.15	\$1.616 /CCF	\$0.005 /SqFt
SEWER	347.00 CCF			\$960.10	\$2.767 /CCF	\$0.012 /SqFt
WATER	234.00 CCF			\$832.47	\$3.558 /CCF	\$0.011 /SqFt
Totals:		160,349 KBtu	2.086 KBtu/SqFt	\$6,382.35		

Energy

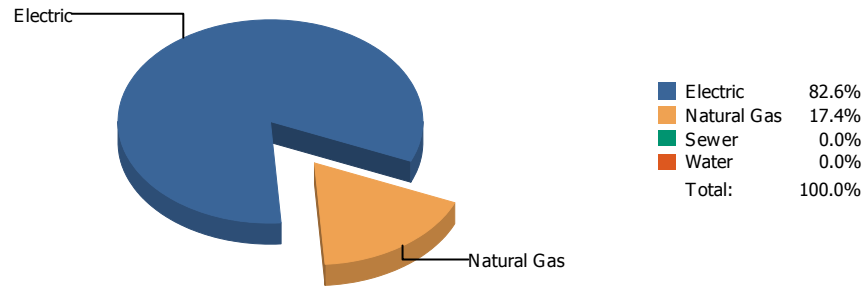


Cost

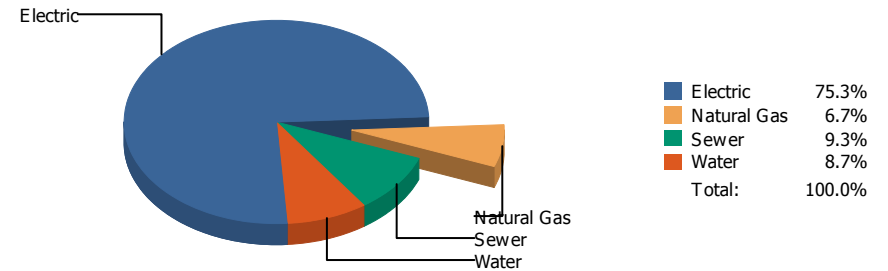


Commodity	Common Use	Energy Use	Energy Use / Area	Total Cost	Cost / Unit	Cost / Area
Place: [OCC. CTR] OCCUPATIONAL CTR. [BUILDING]						
Area: 11,845 SqFt						
Billing Period: Nov 2017						
ELECTRIC	5,500.00 kWh	18,772 KBtu	1.585 KBtu/SqFt	\$888.41	\$0.162 /kWh	\$0.075 /SqFt
NATURALGAS	143.00 CCF	14,729 KBtu	1.243 KBtu/SqFt	\$203.85	\$1.426 /CCF	\$0.017 /SqFt
SEWER	6.00 CCF			\$79.26	\$13.210 /CCF	\$0.007 /SqFt
WATER	9.00 CCF			\$99.93	\$11.103 /CCF	\$0.008 /SqFt
Totals:		33,501 KBtu	2.828 KBtu/SqFt	\$1,271.45		

Energy

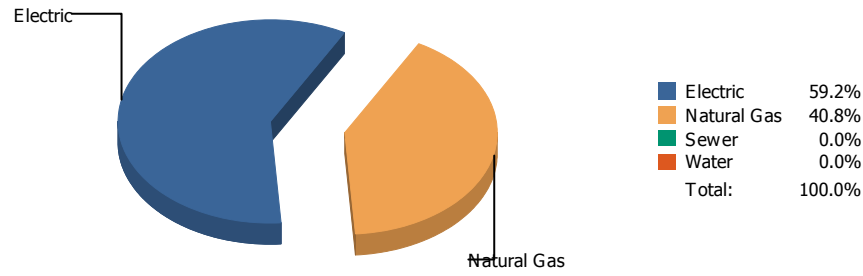


Cost

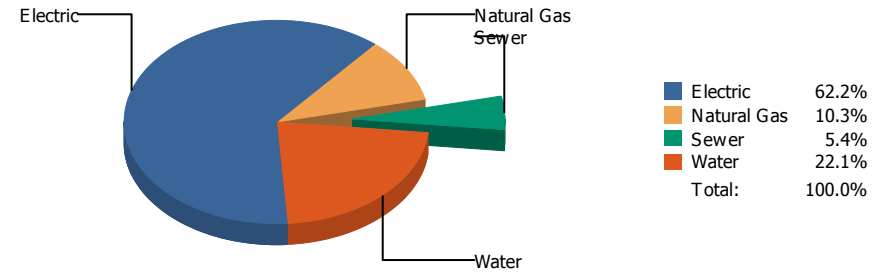


Commodity	Common Use	Energy Use	Energy Use / Area	Total Cost	Cost / Unit	Cost / Area
Place: [PARK] PARK 134 [BUILDING]						
Area: 63,609 SqFt						
Billing Period: Nov 2017						
ELECTRIC	26,501.00 kWh	90,448 KBtu	1.422 KBtu/SqFt	\$3,958.82	\$0.149 /kWh	\$0.062 /SqFt
NATURALGAS	184.70 CCF	19,024 KBtu	0.299 KBtu/SqFt	\$350.52	\$1.898 /CCF	\$0.005 /SqFt
SEWER	140.00 CCF			\$489.16	\$3.494 /CCF	\$0.008 /SqFt
WATER	136.00 CCF			\$458.90	\$3.374 /CCF	\$0.007 /SqFt
Totals:		109,472 KBtu	1.721 KBtu/SqFt	\$5,257.40		

Energy

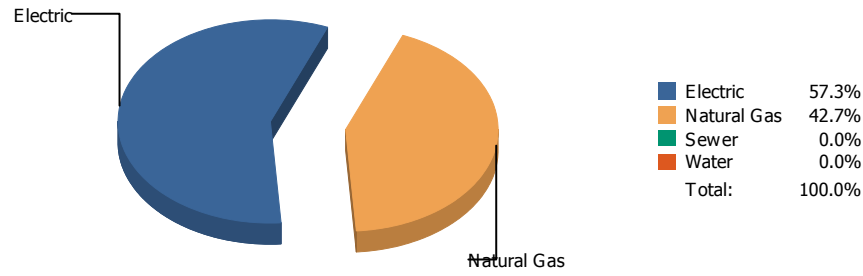


Cost

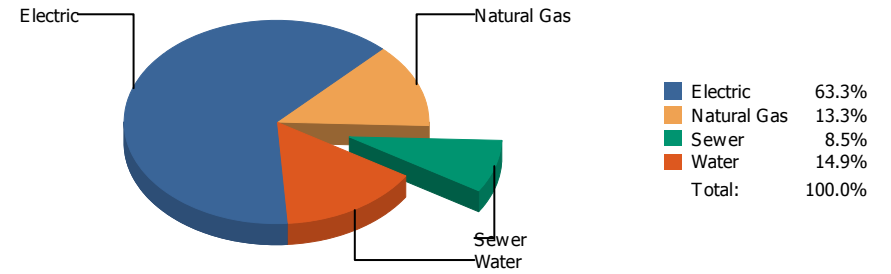


Commodity	Common Use	Energy Use	Energy Use / Area	Total Cost	Cost / Unit	Cost / Area
Place: [PAUL MORENO_1] PAUL MORENO 167 [BUILDING]						
Area: 87,824 SqFt						
Billing Period: Nov 2017						
ELECTRIC	52,500.00 kWh	179,183 KBtu	2.040 KBtu/SqFt	\$5,498.10	\$0.105 /kWh	\$0.063 /SqFt
NATURALGAS	1,197.00 CCF	123,291 KBtu	1.404 KBtu/SqFt	\$913.32	\$0.763 /CCF	\$0.010 /SqFt
SEWER	122.00 CCF			\$475.49	\$3.897 /CCF	\$0.005 /SqFt
WATER	333.00 CCF			\$1,959.25	\$5.884 /CCF	\$0.022 /SqFt
Totals:		302,474 KBtu	3.444 KBtu/SqFt	\$8,846.16		

Energy

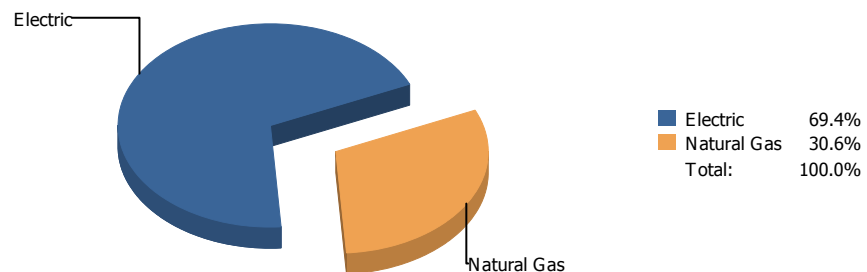


Cost

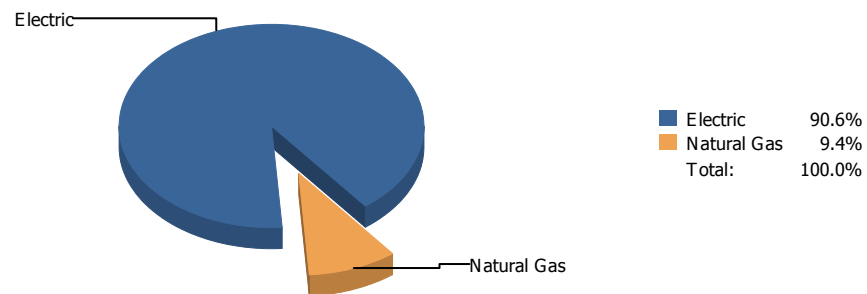


Commodity	Common Use	Energy Use	Energy Use / Area	Total Cost	Cost / Unit	Cost / Area
Place: [POLK] POLK 159 [BUILDING]						
Area: 67,321 SqFt						
Billing Period: Nov 2017						
ELECTRIC	29,460.00 kWh	100,547 KBtu	1.494 KBtu/SqFt	\$3,106.80	\$0.105 /kWh	\$0.046 /SqFt
NATURALGAS	727.00 CCF	74,881 KBtu	1.112 KBtu/SqFt	\$653.52	\$0.899 /CCF	\$0.010 /SqFt
SEWER	128.00 CCF			\$417.47	\$3.261 /CCF	\$0.006 /SqFt
WATER	236.00 CCF			\$732.55	\$3.104 /CCF	\$0.011 /SqFt
Totals:		175,428 KBtu	2.606 KBtu/SqFt	\$4,910.34		

Energy

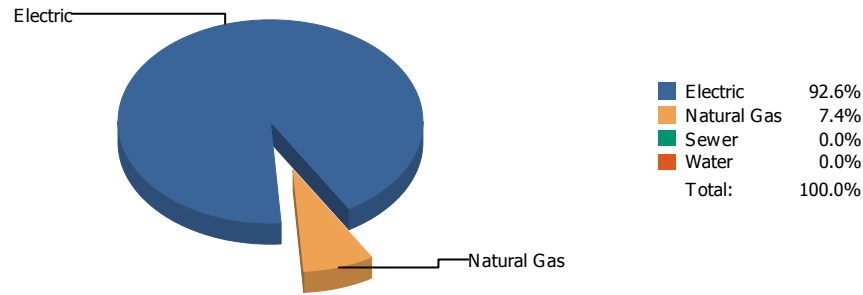


Cost

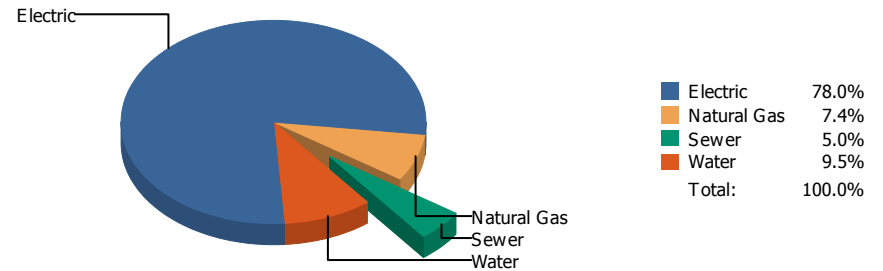


Commodity	Common Use	Energy Use	Energy Use / Area	Total Cost	Cost / Unit	Cost / Area
Place: [POWELL_2] POWELL		175 [BUILDING]				
Area: 79,770 SqFt						
Billing Period: Nov 2017						
ELECTRIC	46,800.00 kWh	159,728 KBtu	2.002 KBtu/SqFt	\$4,906.94	\$0.105 /kWh	\$0.062 /SqFt
NATURALGAS	684.00 CCF	70,452 KBtu	0.883 KBtu/SqFt	\$508.94	\$0.744 /CCF	\$0.006 /SqFt
Totals:		230,180 KBtu	2.886 KBtu/SqFt	\$5,415.88		

Energy

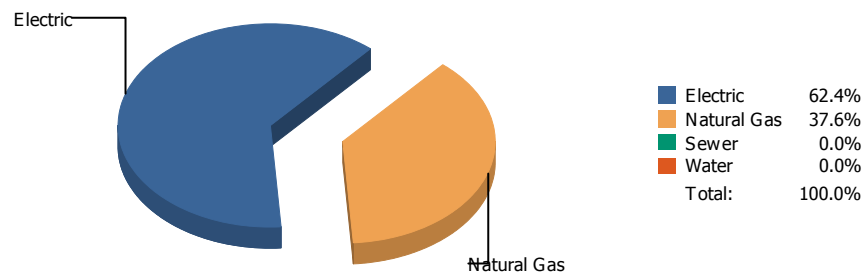


Cost

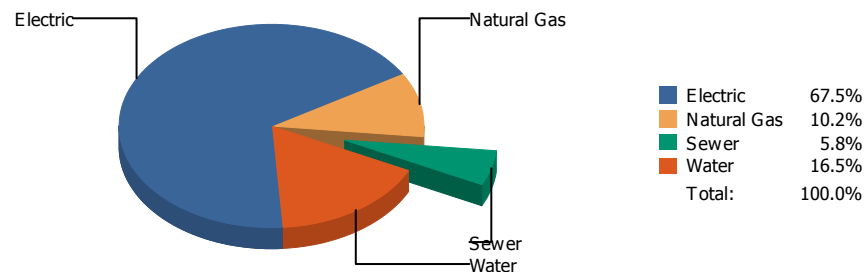


Commodity	Common Use	Energy Use	Energy Use / Area	Total Cost	Cost / Unit	Cost / Area
Place: [PROFESSIONAL DEV] EPISD PROF DEVELOPMENT CENTER931 [BUILDING]						
Area: 18,400 SqFt						
Billing Period: Nov 2017						
ELECTRIC	11,680.00 kWh	39,864 KBtu	2.167 KBtu/SqFt	\$1,477.52	\$0.127 /kWh	\$0.080 /SqFt
NATURALGAS	31.00 CCF	3,193 KBtu	0.174 KBtu/SqFt	\$140.16	\$4.521 /CCF	\$0.008 /SqFt
SEWER	15.00 CCF			\$95.19	\$6.346 /CCF	\$0.005 /SqFt
WATER	42.00 CCF			\$180.76	\$4.304 /CCF	\$0.010 /SqFt
Totals:		43,057 KBtu	2.340 KBtu/SqFt	\$1,893.63		

Energy

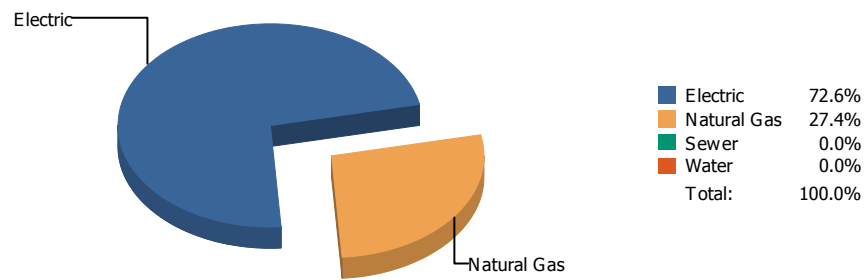


Cost

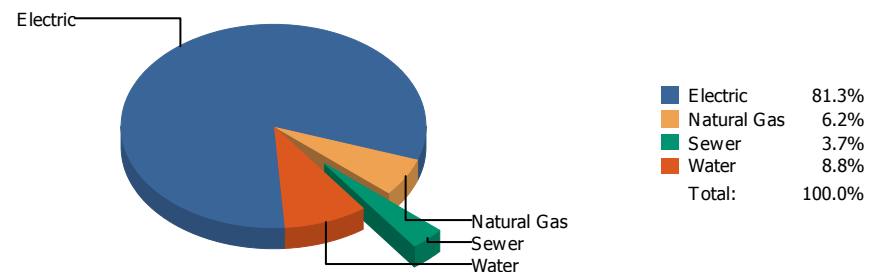


Commodity	Common Use	Energy Use	Energy Use / Area	Total Cost	Cost / Unit	Cost / Area
Place: [PUTNAM] PUTNAM 135 [BUILDING]						
Area: 61,978 SqFt						
Billing Period: Nov 2017						
ELECTRIC	31,654.00 kWh	108,035 KBtu	1.743 KBtu/SqFt	\$3,981.78	\$0.126 /kWh	\$0.064 /SqFt
NATURALGAS	632.00 CCF	65,096 KBtu	1.050 KBtu/SqFt	\$602.96	\$0.954 /CCF	\$0.010 /SqFt
SEWER	135.00 CCF			\$339.84	\$2.517 /CCF	\$0.005 /SqFt
WATER	288.00 CCF			\$975.05	\$3.386 /CCF	\$0.016 /SqFt
Totals:		173,131 KBtu	2.793 KBtu/SqFt	\$5,899.63		

Energy

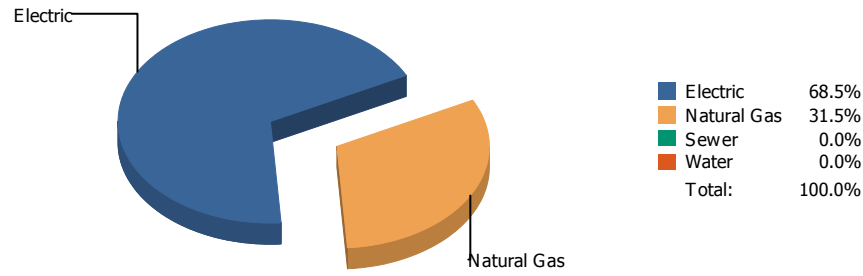


Cost

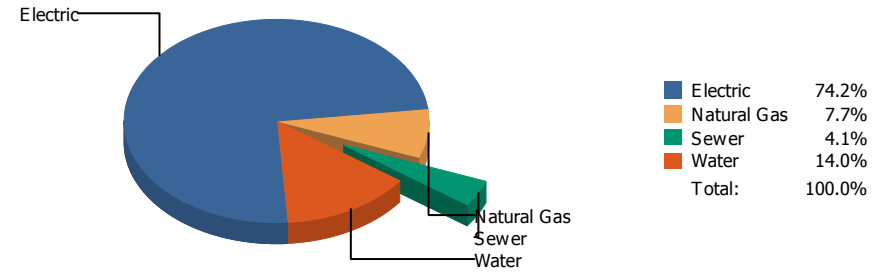


Commodity	Common Use	Energy Use	Energy Use / Area	Total Cost	Cost / Unit	Cost / Area
Place: [RICHARDS] RICHARDSON [BUILDING]						
Area: 115,872 SqFt						
Billing Period: Nov 2017						
ELECTRIC	82,200.00 kWh	280,549 KBtu	2.421 KBtu/SqFt	\$9,091.02	\$0.111 /kWh	\$0.078 /SqFt
NATURALGAS	1,026.00 CCF	105,678 KBtu	0.912 KBtu/SqFt	\$696.77	\$0.679 /CCF	\$0.006 /SqFt
SEWER	126.00 CCF			\$413.93	\$3.285 /CCF	\$0.004 /SqFt
WATER	201.00 CCF			\$979.56	\$4.873 /CCF	\$0.008 /SqFt
Totals:		386,227 KBtu	3.333 KBtu/SqFt	\$11,181.28		

Energy

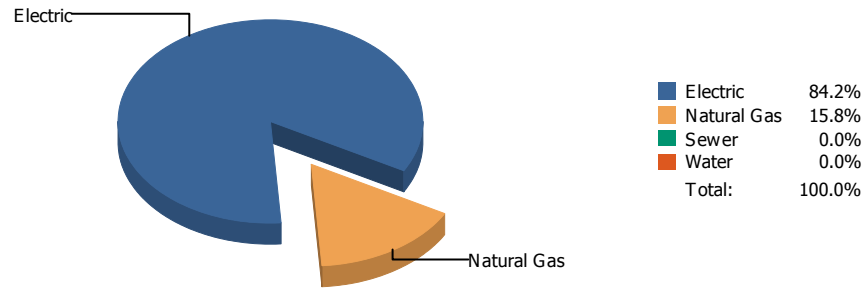


Cost

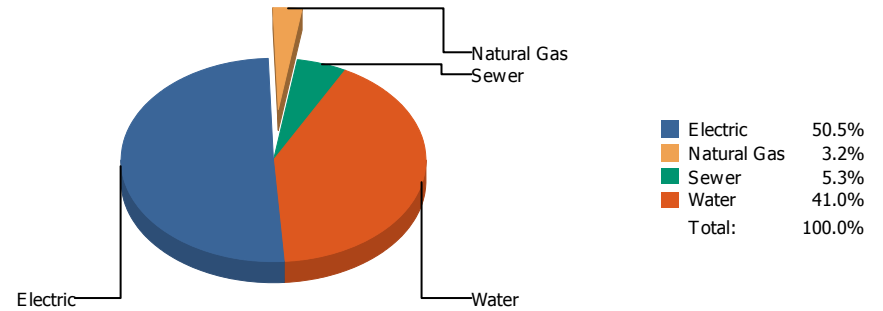


Commodity	Common Use	Energy Use	Energy Use / Area	Total Cost	Cost / Unit	Cost / Area
Place: [RIVERA] RIVERA 156 [BUILDING]						
Area: 77,562 SqFt						
Billing Period: Nov 2017						
ELECTRIC	49,846.00 kWh	170,124 KBtu	2.193 KBtu/SqFt	\$6,508.43	\$0.131 /kWh	\$0.084 /SqFt
NATURALGAS	759.00 CCF	78,177 KBtu	1.008 KBtu/SqFt	\$672.74	\$0.886 /CCF	\$0.009 /SqFt
SEWER	95.00 CCF			\$359.06	\$3.780 /CCF	\$0.005 /SqFt
WATER	280.00 CCF			\$1,229.29	\$4.390 /CCF	\$0.016 /SqFt
Totals:		248,301 KBtu	3.201 KBtu/SqFt	\$8,769.52		

Energy

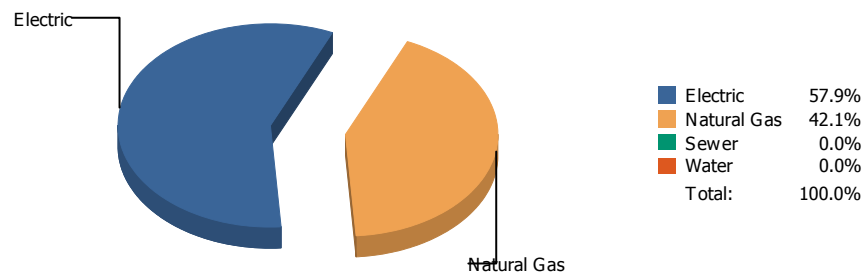


Cost

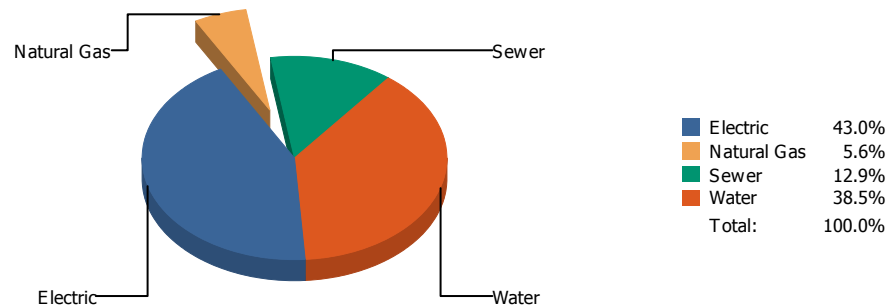


Commodity	Common Use	Energy Use	Energy Use / Area	Total Cost	Cost / Unit	Cost / Area
Place: [ROBERTS] ROBERTS 136 [BUILDING]						
Area: 81,457 SqFt						
Billing Period: Nov 2017						
ELECTRIC	38,540.00 kWh	131,537 KBtu	1.615 KBtu/SqFt	\$4,132.79	\$0.107 /kWh	\$0.051 /SqFt
NATURALGAS	240.00 CCF	24,720 KBtu	0.303 KBtu/SqFt	\$258.97	\$1.079 /CCF	\$0.003 /SqFt
SEWER	138.00 CCF			\$435.17	\$3.153 /CCF	\$0.005 /SqFt
WATER	675.00 CCF			\$3,351.36	\$4.965 /CCF	\$0.041 /SqFt
Totals:		156,257 KBtu	1.918 KBtu/SqFt	\$8,178.29		

Energy

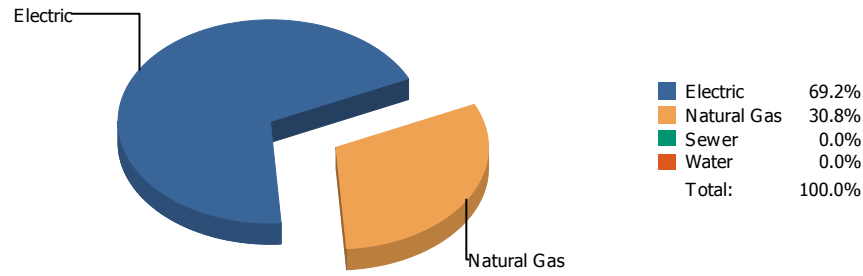


Cost

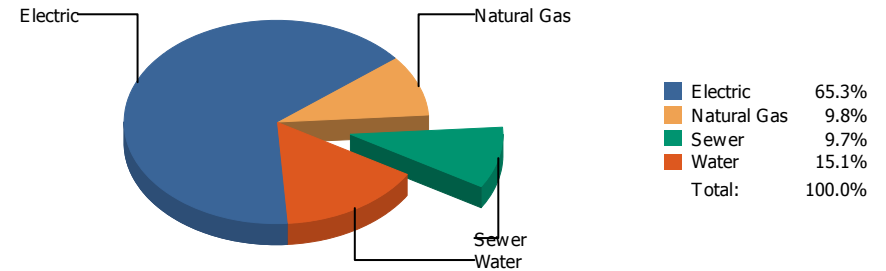


Commodity	Common Use	Energy Use	Energy Use / Area	Total Cost	Cost / Unit	Cost / Area
Place: [ROSS] ROSS 042 [BUILDING]						
Area: 131,497 SqFt						
Billing Period: Nov 2017						
ELECTRIC	50,638.00 kWh	172,827 KBtu	1.314 KBtu/SqFt	\$6,144.92	\$0.121 /kWh	\$0.046 /SqFt
NATURALGAS	1,222.00 CCF	125,866 KBtu	0.957 KBtu/SqFt	\$801.72	\$0.656 /CCF	\$0.006 /SqFt
SEWER	932.00 CCF			\$1,840.55	\$1.975 /CCF	\$0.014 /SqFt
WATER	2,019.00 CCF			\$5,491.80	\$2.720 /CCF	\$0.042 /SqFt
Totals:		298,693 KBtu	2.271 KBtu/SqFt	\$14,278.99		

Energy

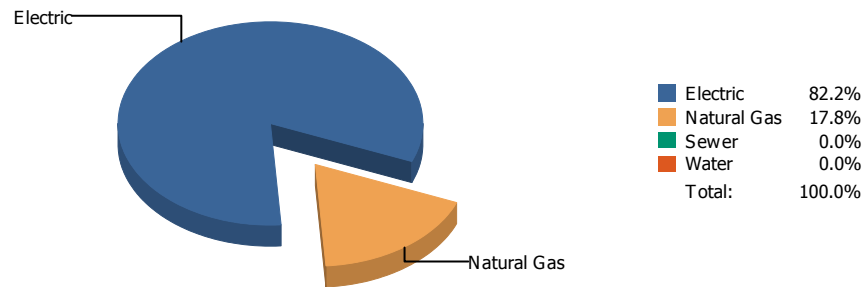


Cost

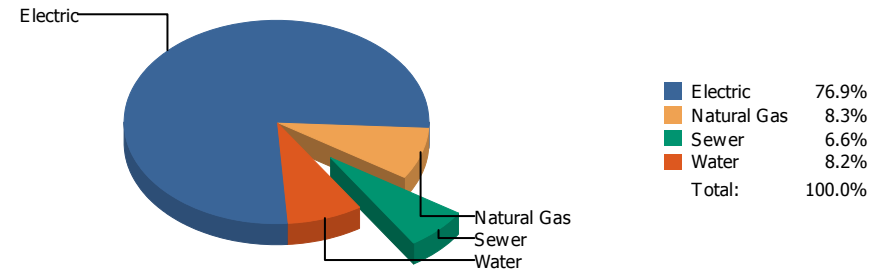


Commodity	Common Use	Energy Use	Energy Use / Area	Total Cost	Cost / Unit	Cost / Area
Place: [RUSK] RUSK 138 [BUILDING]						
Area: 67,240 SqFt						
Billing Period: Nov 2017						
ELECTRIC	25,706.00 kWh	87,735 KBtu	1.305 KBtu/SqFt	\$3,082.09	\$0.120 /kWh	\$0.046 /SqFt
NATURALGAS	379.00 CCF	39,037 KBtu	0.581 KBtu/SqFt	\$461.41	\$1.217 /CCF	\$0.007 /SqFt
SEWER	154.00 CCF			\$459.32	\$2.983 /CCF	\$0.007 /SqFt
WATER	255.00 CCF			\$714.10	\$2.800 /CCF	\$0.010 /SqFt
Totals:		126,772 KBtu	1.885 KBtu/SqFt	\$4,716.92		

Energy

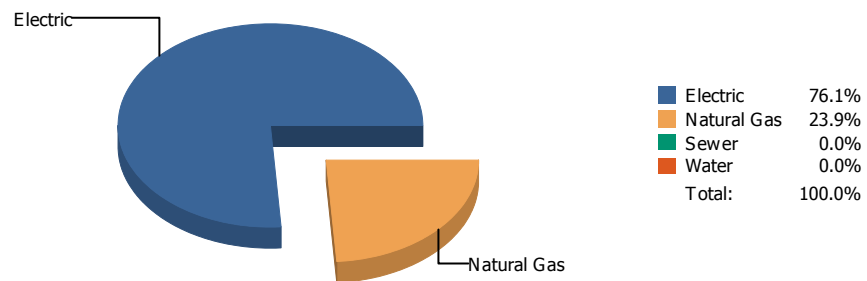


Cost

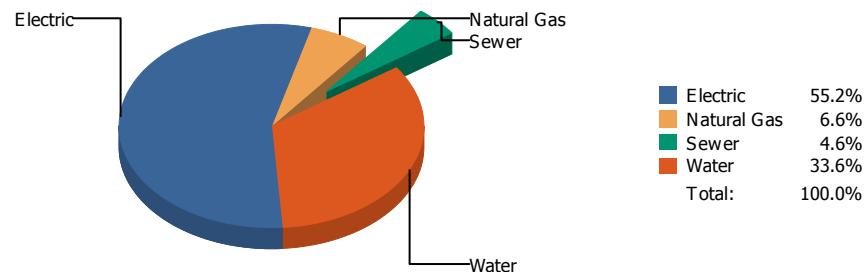


Commodity	Common Use	Energy Use	Energy Use / Area	Total Cost	Cost / Unit	Cost / Area
Place: [SAN JAC] SAN JACINTO 139 [BUILDING]						
Area: 29,589 SqFt						
Billing Period: Nov 2017						
ELECTRIC	6,400.00 kWh	21,843 KBtu	0.738 KBtu/SqFt	\$1,374.57	\$0.215 /kWh	\$0.046 /SqFt
NATURALGAS	46.00 CCF	4,738 KBtu	0.160 KBtu/SqFt	\$148.90	\$3.237 /CCF	\$0.005 /SqFt
SEWER	18.00 CCF			\$118.22	\$6.568 /CCF	\$0.004 /SqFt
WATER	23.00 CCF			\$145.78	\$6.338 /CCF	\$0.005 /SqFt
Totals:		26,581 KBtu	0.898 KBtu/SqFt	\$1,787.47		

Energy

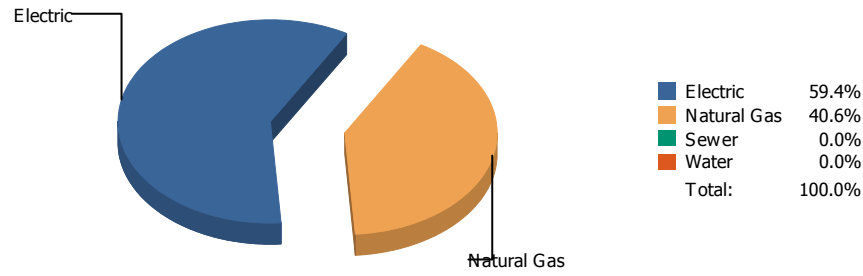


Cost

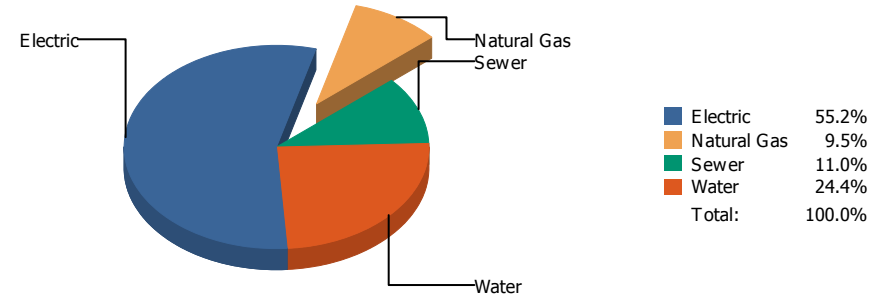


Commodity	Common Use	Energy Use	Energy Use / Area	Total Cost	Cost / Unit	Cost / Area
Place: [SCHUSTER] SCHUSTER 140 [BUILDING]						
Area: 34,371 SqFt						
Billing Period: Nov 2017						
ELECTRIC	17,128.00 kWh	58,458 KBtu	1.701 KBtu/SqFt	\$1,882.97	\$0.110 /kWh	\$0.055 /SqFt
NATURALGAS	178.00 CCF	18,334 KBtu	0.533 KBtu/SqFt	\$224.15	\$1.259 /CCF	\$0.007 /SqFt
SEWER	40.00 CCF			\$157.16	\$3.929 /CCF	\$0.005 /SqFt
WATER	238.00 CCF			\$1,146.22	\$4.816 /CCF	\$0.033 /SqFt
Totals:		76,792 KBtu	2.234 KBtu/SqFt	\$3,410.50		

Energy

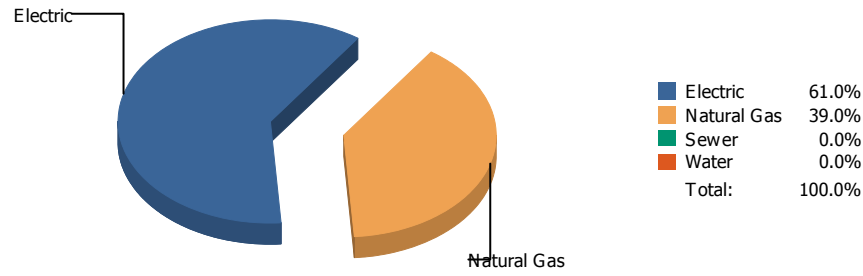


Cost

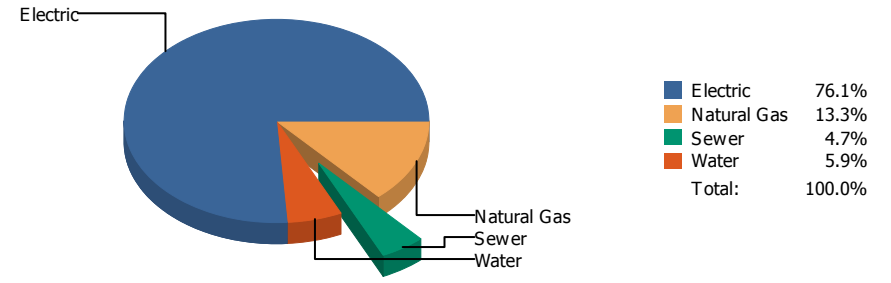


Commodity	Common Use	Energy Use	Energy Use / Area	Total Cost	Cost / Unit	Cost / Area
Place: [STANTON] STANTON 141 [BUILDING]						
Area: 75,957 SqFt						
Billing Period: Nov 2017						
ELECTRIC	18,848.00 kWh	64,328 KBtu	0.847 KBtu/SqFt	\$2,855.11	\$0.151 /kWh	\$0.037 /SqFt
NATURALGAS	426.90 CCF	43,971 KBtu	0.579 KBtu/SqFt	\$488.76	\$1.145 /CCF	\$0.006 /SqFt
SEWER	233.00 CCF			\$567.41	\$2.435 /CCF	\$0.007 /SqFt
WATER	453.00 CCF			\$1,260.19	\$2.782 /CCF	\$0.017 /SqFt
Totals:		108,299 KBtu	1.426 KBtu/SqFt	\$5,171.47		

Energy

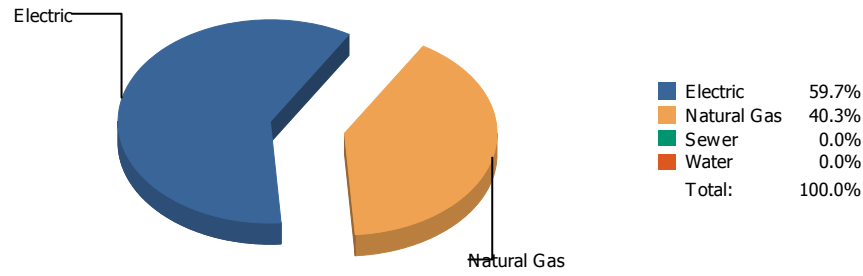


Cost

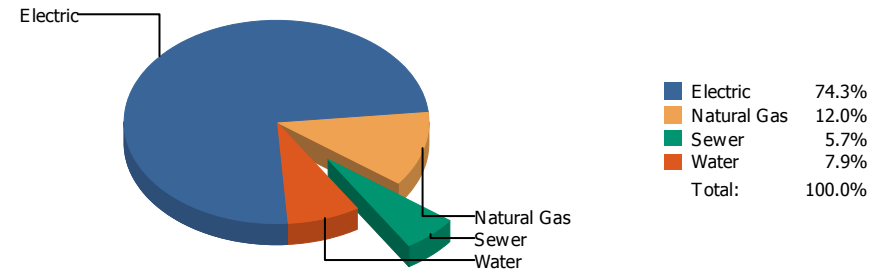


Commodity	Common Use	Energy Use	Energy Use / Area	Total Cost	Cost / Unit	Cost / Area
Place: [SUNSET HIGH_1] SUNSET HIGH SCHOOL [BUILDING]						
Area: 33,263 SqFt						
Billing Period: Nov 2017						
ELECTRIC	19,280.00 kWh	65,803 KBtu	1.978 KBtu/SqFt	\$2,036.52	\$0.106 /kWh	\$0.061 /SqFt
NATURALGAS	409.00 CCF	42,127 KBtu	1.266 KBtu/SqFt	\$355.95	\$0.870 /CCF	\$0.011 /SqFt
SEWER	23.00 CCF			\$127.07	\$5.525 /CCF	\$0.004 /SqFt
WATER	29.00 CCF			\$157.72	\$5.439 /CCF	\$0.005 /SqFt
Totals:		107,930 KBtu	3.245 KBtu/SqFt	\$2,677.26		

Energy

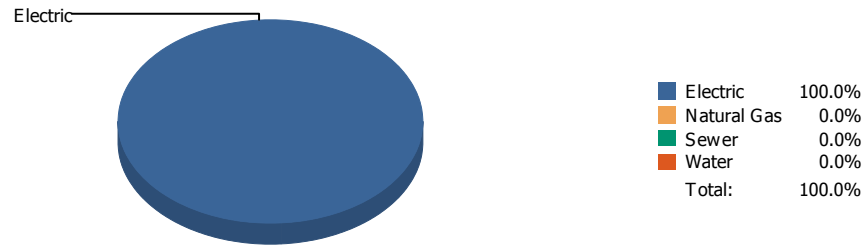


Cost

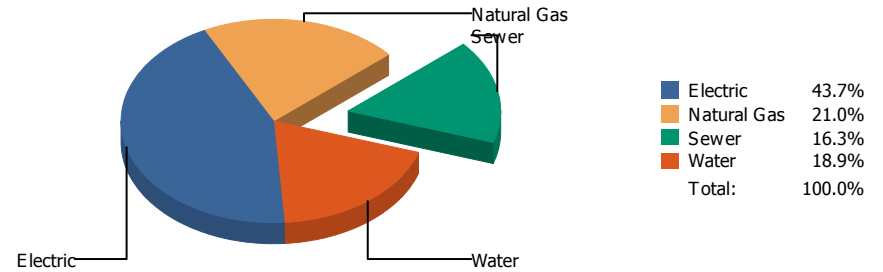


Commodity	Common Use	Energy Use	Energy Use / Area	Total Cost	Cost / Unit	Cost / Area
Place: [TELLES] R. TELLES ACADEMY 027 [BUILDING]						
Area: 38,000 SqFt						
Billing Period: Nov 2017						
ELECTRIC	35,800.00 kWh	122,185 KBtu	3.215 KBtu/SqFt	\$3,526.71	\$0.099 /kWh	\$0.093 /SqFt
NATURALGAS	801.00 CCF	82,503 KBtu	2.171 KBtu/SqFt	\$571.43	\$0.713 /CCF	\$0.015 /SqFt
SEWER	46.00 CCF			\$272.33	\$5.920 /CCF	\$0.007 /SqFt
WATER	72.00 CCF			\$373.44	\$5.187 /CCF	\$0.010 /SqFt
Totals:		204,688 KBtu	5.387 KBtu/SqFt	\$4,743.91		

Energy

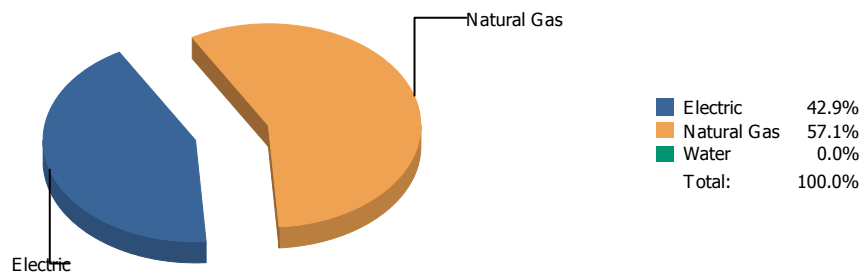


Cost

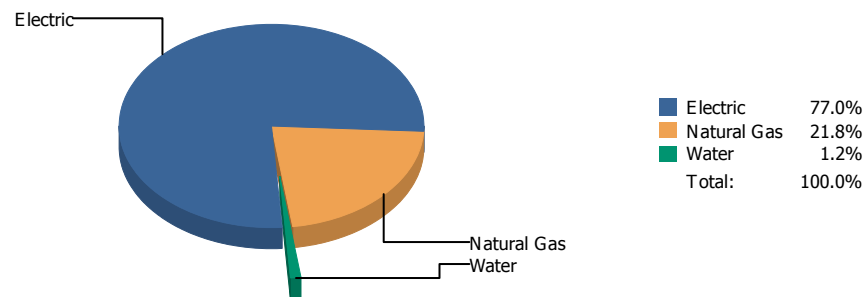


Commodity	Common Use	Energy Use	Energy Use / Area	Total Cost	Cost / Unit	Cost / Area
Place: [TENNISCENTER_2] TENNIS CENTER 000 [BUILDING]						
Area: 3,867 SqFt						
Billing Period: Nov 2017						
ELECTRIC	946.00 kWh	3,229 KBtu	0.835 KBtu/SqFt	\$254.74	\$0.269 /kWh	\$0.066 /SqFt
NATURALGAS	0.00 CCF	0 KBtu	0.000 KBtu/SqFt	\$122.56	\$0.000 /CCF	\$0.032 /SqFt
SEWER	5.00 CCF			\$95.21	\$19.042 /CCF	\$0.025 /SqFt
WATER	5.00 CCF			\$109.96	\$21.992 /CCF	\$0.028 /SqFt
Totals:		3,229 KBtu	0.835 KBtu/SqFt	\$582.47		

Energy

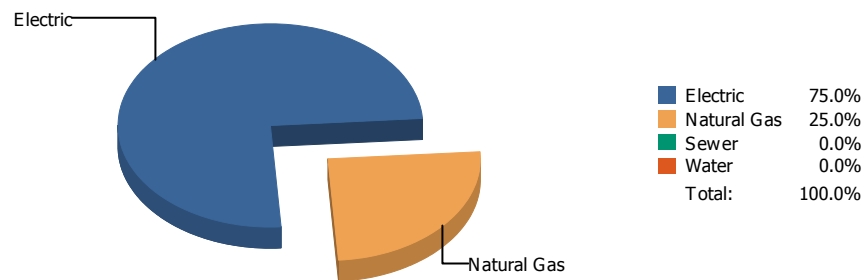


Cost

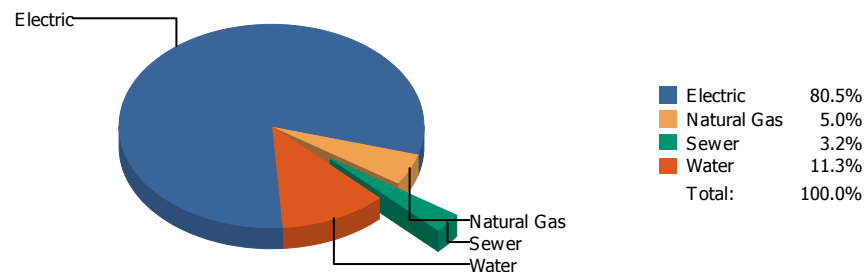


Commodity	Common Use	Energy Use	Energy Use / Area	Total Cost	Cost / Unit	Cost / Area
Place: [TERRACE] TERRACE HILLS 048 [BUILDING]						
Area: 138,021 SqFt						
Billing Period: Nov 2017						
ELECTRIC	25,800.00 kWh	88,055 KBtu	0.638 KBtu/SqFt	\$3,155.58	\$0.122 /kWh	\$0.023 /SqFt
NATURALGAS	1,139.90 CCF	117,410 KBtu	0.851 KBtu/SqFt	\$892.69	\$0.783 /CCF	\$0.006 /SqFt
WATER	0.00 CCF			\$50.44	\$0.000 /CCF	\$0.000 /SqFt
Totals:		205,465 KBtu	1.489 KBtu/SqFt	\$4,098.71		

Energy

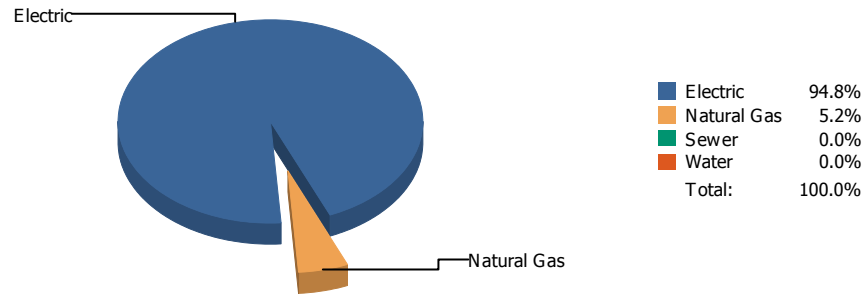


Cost

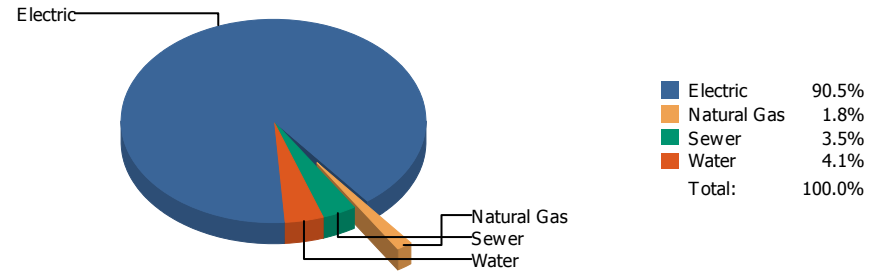


Commodity	Common Use	Energy Use	Energy Use / Area	Total Cost	Cost / Unit	Cost / Area
Place: [TIPPENELEMENTARY] TIPPIN ELEMENTARY 168 [BUILDING]						
Area: 88,360 SqFt						
Billing Period: Nov 2017						
ELECTRIC	80,040.00 kWh	273,177 KBtu	3.092 KBtu/SqFt	\$10,007.19	\$0.125 /kWh	\$0.113 /SqFt
NATURALGAS	883.80 CCF	91,031 KBtu	1.030 KBtu/SqFt	\$616.79	\$0.698 /CCF	\$0.007 /SqFt
SEWER	117.00 CCF			\$398.00	\$3.402 /CCF	\$0.005 /SqFt
WATER	144.00 CCF			\$1,404.58	\$9.754 /CCF	\$0.016 /SqFt
Totals:		364,208 KBtu	4.122 KBtu/SqFt	\$12,426.56		

Energy

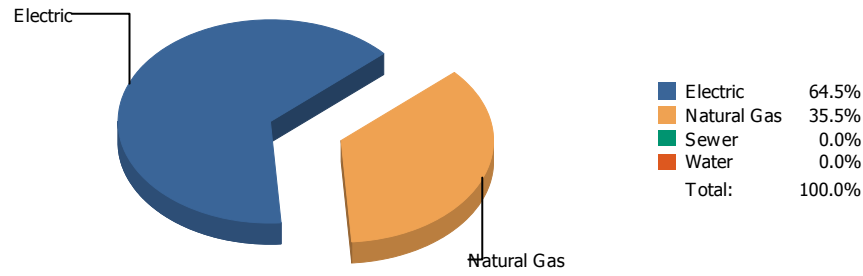


Cost

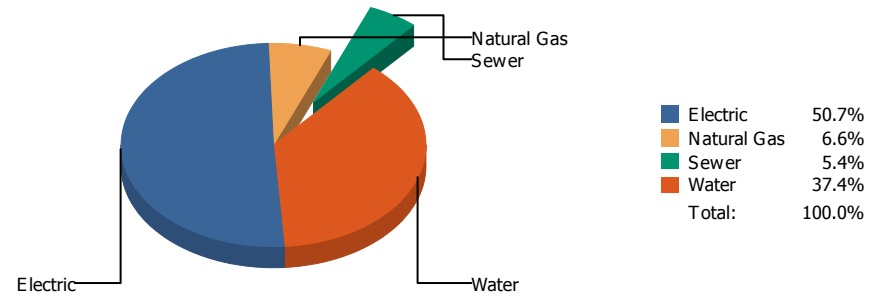


Commodity	Common Use	Energy Use	Energy Use / Area	Total Cost	Cost / Unit	Cost / Area
Place: [TOMLEA_2] TOM LEA 178 [BUILDING]						
Area: 88,828 SqFt						
Billing Period: Nov 2017						
ELECTRIC	84,760.00 kWh	289,286 KBtu	3.257 KBtu/SqFt	\$10,485.79	\$0.124 /kWh	\$0.118 /SqFt
NATURALGAS	153.00 CCF	15,759 KBtu	0.177 KBtu/SqFt	\$209.87	\$1.372 /CCF	\$0.002 /SqFt
SEWER	122.00 CCF			\$406.85	\$3.335 /CCF	\$0.005 /SqFt
WATER	115.00 CCF			\$480.35	\$4.177 /CCF	\$0.005 /SqFt
Totals:		305,045 KBtu	3.434 KBtu/SqFt	\$11,582.86		

Energy

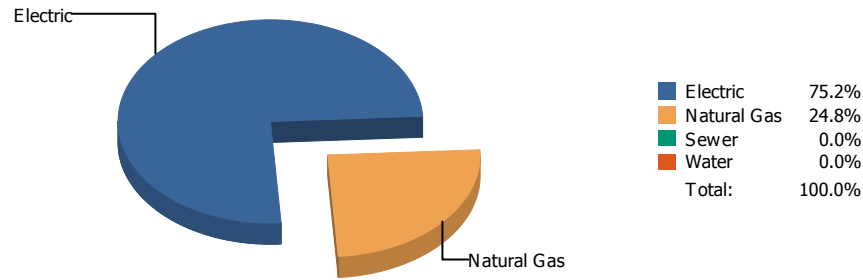


Cost

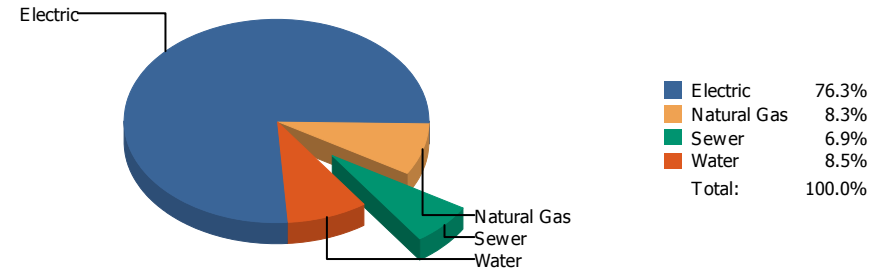


Commodity	Common Use	Energy Use	Energy Use / Area	Total Cost	Cost / Unit	Cost / Area
Place: [TRAVIS] TRAVIS 143 [BUILDING]						
Area: 78,925 SqFt						
Billing Period: Nov 2017						
ELECTRIC	24,735.00 kWh	84,421 KBtu	1.070 KBtu/SqFt	\$2,940.79	\$0.119 /kWh	\$0.037 /SqFt
NATURALGAS	452.00 CCF	46,556 KBtu	0.590 KBtu/SqFt	\$380.51	\$0.842 /CCF	\$0.005 /SqFt
SEWER	89.00 CCF			\$312.53	\$3.512 /CCF	\$0.004 /SqFt
WATER	397.00 CCF			\$2,168.04	\$5.461 /CCF	\$0.027 /SqFt
Totals:		130,977 KBtu	1.660 KBtu/SqFt	\$5,801.87		

Energy

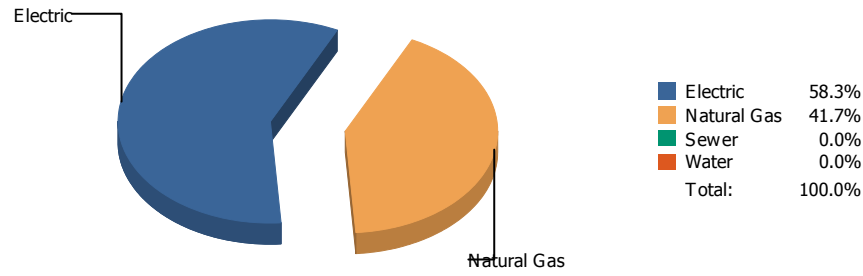


Cost

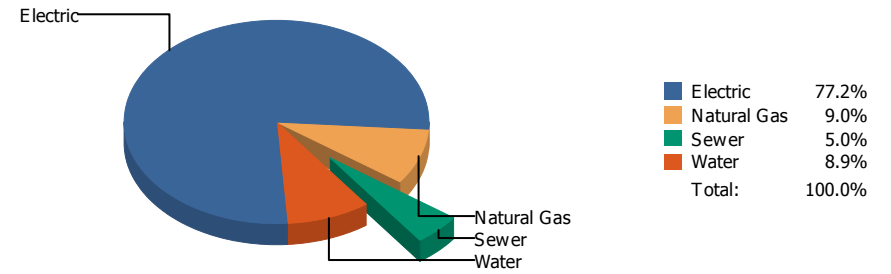


Commodity	Common Use	Energy Use	Energy Use / Area	Total Cost	Cost / Unit	Cost / Area
Place: [VILAS] VILAS 144 [BUILDING]						
Area: 66,992 SqFt						
Billing Period: Nov 2017						
ELECTRIC	39,576.00 kWh	135,073 KBtu	2.016 KBtu/SqFt	\$5,659.05	\$0.143 /kWh	\$0.084 /SqFt
NATURALGAS	433.30 CCF	44,630 KBtu	0.666 KBtu/SqFt	\$614.98	\$1.419 /CCF	\$0.009 /SqFt
SEWER	92.00 CCF			\$508.28	\$5.525 /CCF	\$0.007 /SqFt
WATER	117.00 CCF			\$632.87	\$5.409 /CCF	\$0.009 /SqFt
Totals:		179,703 KBtu	2.682 KBtu/SqFt	\$7,415.18		

Energy

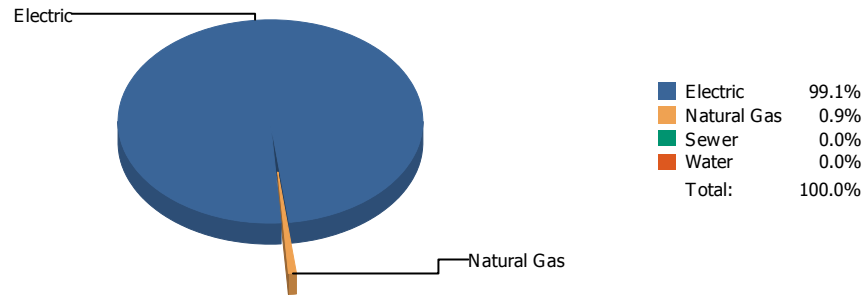


Cost

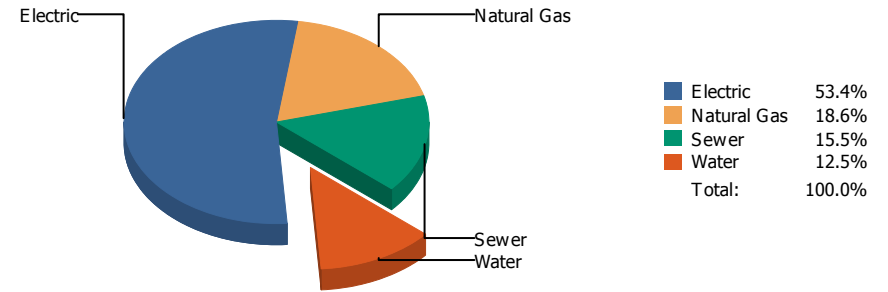


Commodity	Common Use	Energy Use	Energy Use / Area	Total Cost	Cost / Unit	Cost / Area
Place: [W HILLS] WESTERN HILLS 146 [BUILDING]						
Area: 77,753 SqFt						
Billing Period: Nov 2017						
ELECTRIC	45,000.00 kWh	153,585 KBtu	1.975 KBtu/SqFt	\$6,191.42	\$0.138 /kWh	\$0.080 /SqFt
NATURALGAS	1,065.00 CCF	109,695 KBtu	1.411 KBtu/SqFt	\$718.19	\$0.674 /CCF	\$0.009 /SqFt
SEWER	59.00 CCF			\$398.47	\$6.754 /CCF	\$0.005 /SqFt
WATER	224.00 CCF			\$710.71	\$3.173 /CCF	\$0.009 /SqFt
Totals:		263,280 KBtu	3.386 KBtu/SqFt	\$8,018.79		

Energy



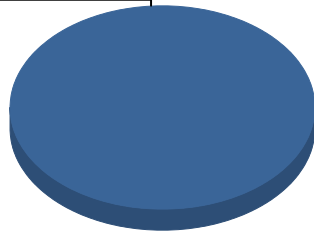
Cost



Commodity	Common Use	Energy Use	Energy Use / Area	Total Cost	Cost / Unit	Cost / Area
Place: [WAINWRIG] WAINWRIGHT 145 [BUILDING]						
Area: 38,227 SqFt						
Billing Period: Nov 2017						
ELECTRIC	6,836.00 kWh	23,331 KBtu	0.610 KBtu/SqFt	\$706.00	\$0.103 /kWh	\$0.018 /SqFt
NATURALGAS	2.00 CCF	206 KBtu	0.005 KBtu/SqFt	\$246.26	\$123.130 /CCF	\$0.006 /SqFt
SEWER	18.00 CCF			\$204.58	\$11.366 /CCF	\$0.005 /SqFt
WATER	22.00 CCF			\$165.13	\$7.506 /CCF	\$0.004 /SqFt
Totals:		23,537 KBtu	0.616 KBtu/SqFt	\$1,321.97		

Energy

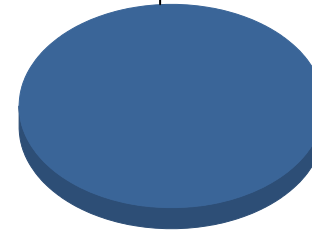
Electric



■ Electric 100.0%
Total: 100.0%

Cost

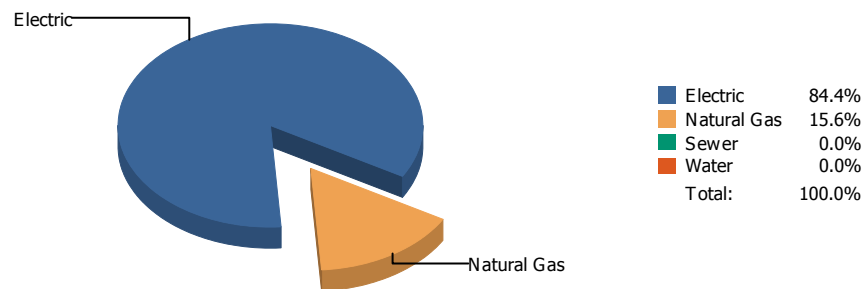
Electric



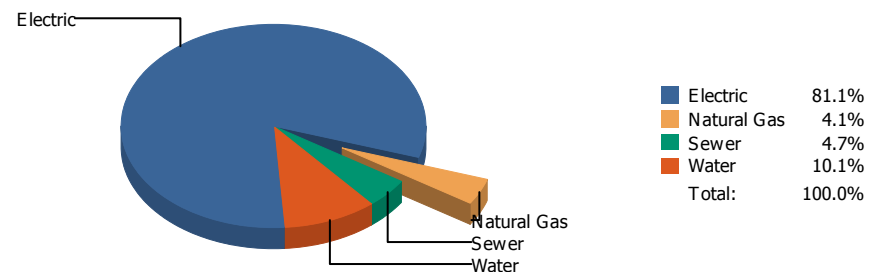
■ Electric 100.0%
Total: 100.0%

Commodity	Common Use	Energy Use	Energy Use / Area	Total Cost	Cost / Unit	Cost / Area
Place: [WESTSIDE] WESTSIDE TRANSPORTATION 951 [BUILDING]						
Area: 4,040 SqFt						
Billing Period: Nov 2017						
ELECTRIC	2,532.00 kWh	8,642 KBtu	2.139 KBtu/SqFt	\$738.37	\$0.292 /kWh	\$0.183 /SqFt
Totals:		8,642 KBtu	2.139 KBtu/SqFt	\$738.37		

Energy

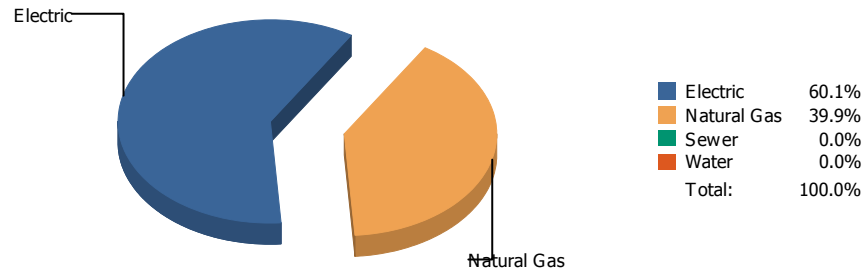


Cost

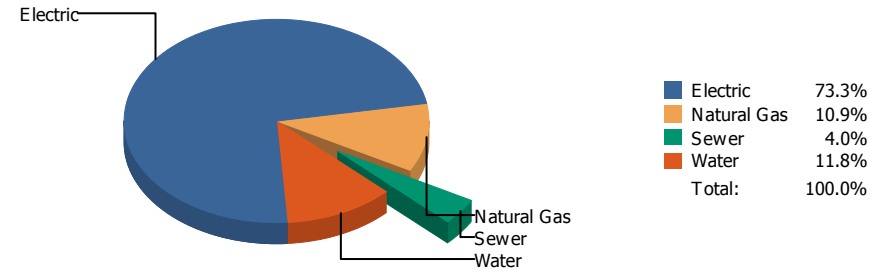


Commodity	Common Use	Energy Use	Energy Use / Area	Total Cost	Cost / Unit	Cost / Area
Place: [WHITAKER] WHITAKER 153 [BUILDING]						
Area: 89,458 SqFt						
Billing Period: Nov 2017						
ELECTRIC	75,240.00 kWh	256,794 KBtu	2.871 KBtu/SqFt	\$7,599.33	\$0.101 /kWh	\$0.085 /SqFt
NATURALGAS	461.00 CCF	47,483 KBtu	0.531 KBtu/SqFt	\$385.62	\$0.836 /CCF	\$0.004 /SqFt
SEWER	140.00 CCF			\$438.71	\$3.134 /CCF	\$0.005 /SqFt
WATER	226.00 CCF			\$941.40	\$4.165 /CCF	\$0.010 /SqFt
Totals:		304,277 KBtu	3.401 KBtu/SqFt	\$9,365.06		

Energy

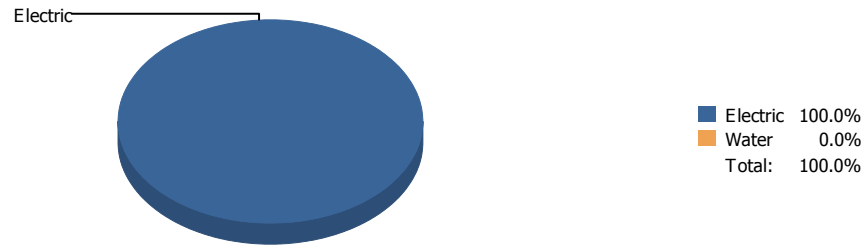


Cost

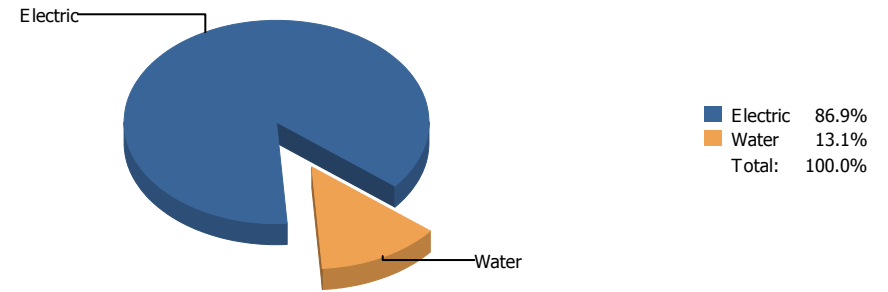


Commodity	Common Use	Energy Use	Energy Use / Area	Total Cost	Cost / Unit	Cost / Area
Place: [WHITE] ZACH WHITE ELEMENTARY NEW-1997 [BUILDING]						
Area: 92,458 SqFt						
Billing Period: Nov 2017						
ELECTRIC	58,500.00 kWh	199,661 KBtu	2.159 KBtu/SqFt	\$6,434.18	\$0.110 /kWh	\$0.070 /SqFt
NATURALGAS	1,286.30 CCF	132,489 KBtu	1.433 KBtu/SqFt	\$959.53	\$0.746 /CCF	\$0.010 /SqFt
SEWER	102.00 CCF			\$353.26	\$3.463 /CCF	\$0.004 /SqFt
WATER	278.00 CCF			\$1,034.08	\$3.720 /CCF	\$0.011 /SqFt
Totals:		332,149 KBtu	3.592 KBtu/SqFt	\$8,781.05		

Energy

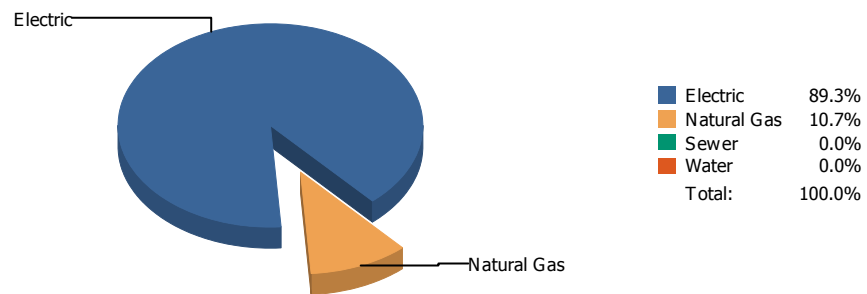


Cost

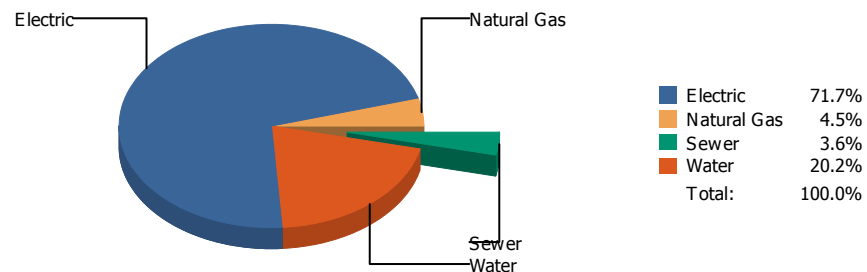


Commodity	Common Use	Energy Use	Energy Use / Area	Total Cost	Cost / Unit	Cost / Area
Place: [WIGGS] WIGGS 052 [BUILDING]						
Area: 110,689 SqFt						
Billing Period: Nov 2017						
ELECTRIC	53,960.00 kWh	184,165 KBtu	1.664 KBtu/SqFt	\$6,613.42	\$0.123 /kWh	\$0.060 /SqFt
WATER	165.00 CCF			\$997.77	\$6.047 /CCF	\$0.009 /SqFt
Totals:		184,165 KBtu	1.664 KBtu/SqFt	\$7,611.19		

Energy

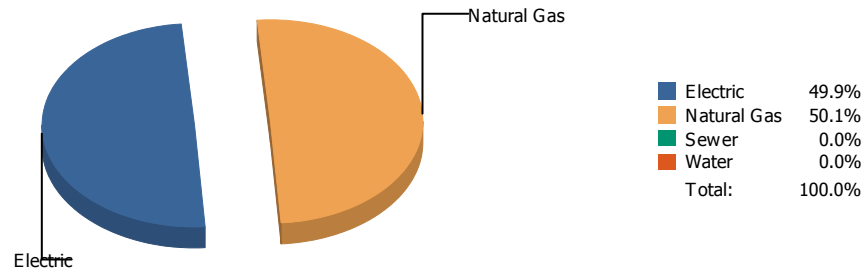


Cost

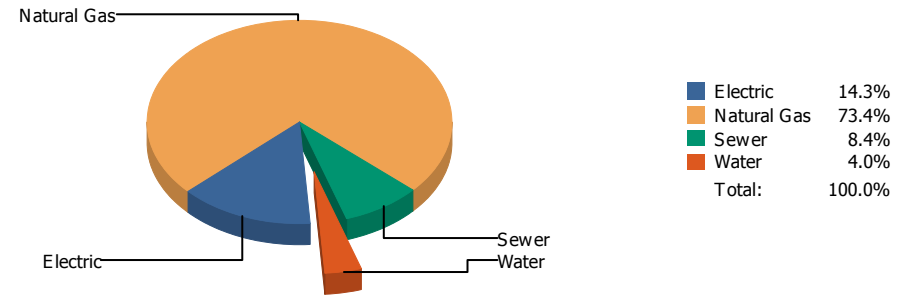


Commodity	Common Use	Energy Use	Energy Use / Area	Total Cost	Cost / Unit	Cost / Area
Place: [ZAVALA] ZAVALA 148 [BUILDING]						
Area: 53,356 SqFt						
Billing Period: Nov 2017						
ELECTRIC	26,500.00 kWh	90,445 KBtu	1.695 KBtu/SqFt	\$2,894.35	\$0.109 /kWh	\$0.054 /SqFt
NATURALGAS	105.00 CCF	10,815 KBtu	0.203 KBtu/SqFt	\$182.24	\$1.736 /CCF	\$0.003 /SqFt
SEWER	34.00 CCF			\$146.54	\$4.310 /CCF	\$0.003 /SqFt
WATER	153.00 CCF			\$813.55	\$5.317 /CCF	\$0.015 /SqFt
Totals:		101,260 KBtu	1.898 KBtu/SqFt	\$4,036.68		

Energy

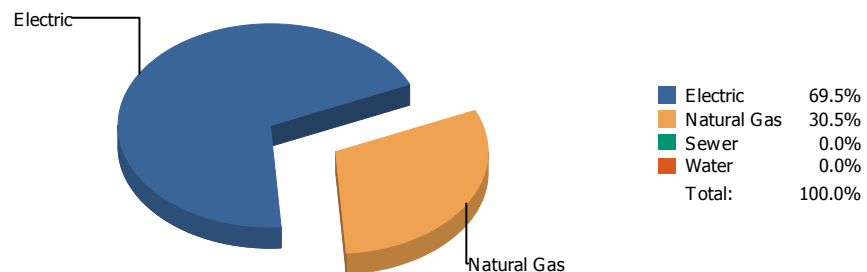


Cost

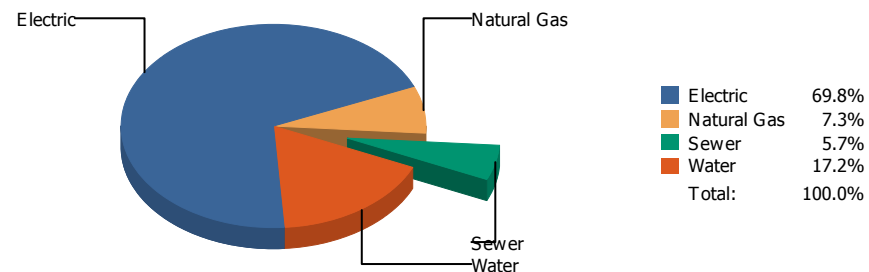


Commodity	Common Use	Energy Use	Energy Use / Area	Total Cost	Cost / Unit	Cost / Area
Place: [ZUNI] ZUNI COTTAGES 952 [BUILDING]						
Area: 3,505 SqFt						
Billing Period: Nov 2017						
ELECTRIC	30.00 kWh	102 KBtu	0.029 KBtu/SqFt	\$47.83	\$1.594 /kWh	\$0.014 /SqFt
NATURALGAS	1.00 CCF	103 KBtu	0.029 KBtu/SqFt	\$245.66	\$245.660 /CCF	\$0.070 /SqFt
SEWER	0.00 CCF			\$28.04	\$0.000 /CCF	\$0.008 /SqFt
WATER	0.00 CCF			\$13.26	\$0.000 /CCF	\$0.004 /SqFt
Totals:		205 KBtu	0.059 KBtu/SqFt	\$334.79		

Energy



Cost



Commodity	Common Use	Energy Use	Energy Use / Area	Total Cost	Cost / Unit	Cost / Area
Place Summary Report						
Area: 10,748,824 SqFt						
Billing Period: Nov 2017						
ELECTRIC	6,106,157.93 kWh	20,840,317 KBtu	1.939 KBtu/SqFt	\$682,561.31	\$0.112 /kWh	\$0.064 /SqFt
NATURALGAS	88,814.80 CCF	9,147,924 KBtu	0.851 KBtu/SqFt	\$71,149.70	\$0.801 /CCF	\$0.007 /SqFt
SEWER	17,982.00 CCF			\$55,411.13	\$3.081 /CCF	\$0.005 /SqFt
WATER	43,592.91 CCF			\$168,178.59	\$3.858 /CCF	\$0.016 /SqFt
Totals:		29,988,241 KBtu	2.790 KBtu/SqFt	\$977,300.73		

* Please note per area calculations only include buildings with a floor area greater than 0.

Requested by: deiland

Client version:

Report version: 7

Filters: Meters in Building Name: Not one of NORTHEAST BOOK DEPOSITORY 814;ZACH WHITE MODULAR SCHOOL 147;START SCHOOL EARLY 1 DAY
VALUE;STADIUM RATE CHANGES;SKY PARK IB1;SKY PARK I 200;SKY PARK;REMCON COTTAGES;PARKDALE COTTAGES 957;NEW COMPUTERS SINCE JUNE
1990;Lighting;HONDO PASS COTTAGES;Butterfield Trail Warehouse;BRANON COTTAGES 955;BLUE FLAME BLDG.;BARCELONA COTTAGES;ALL REFUNDS AND
REBATES; ; Bill is Void Equals 0; Account is Active Equals 1; Vendor Bill Equals 1; ; Billing Period Equals Nov 2017

Record count: 0