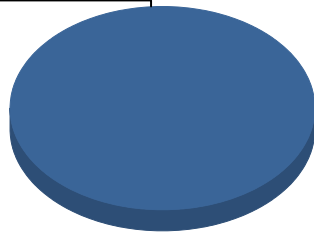


### Energy

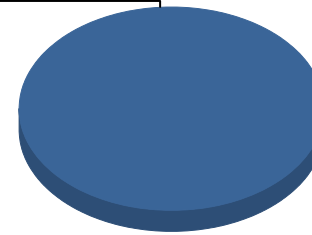
Electric



■ Electric 100.0%  
Total: 100.0%

### Cost

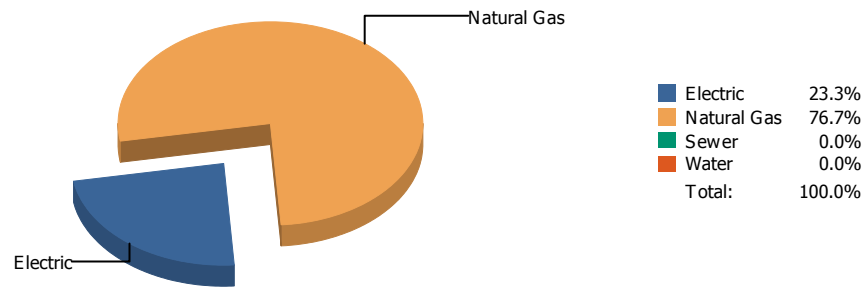
Electric



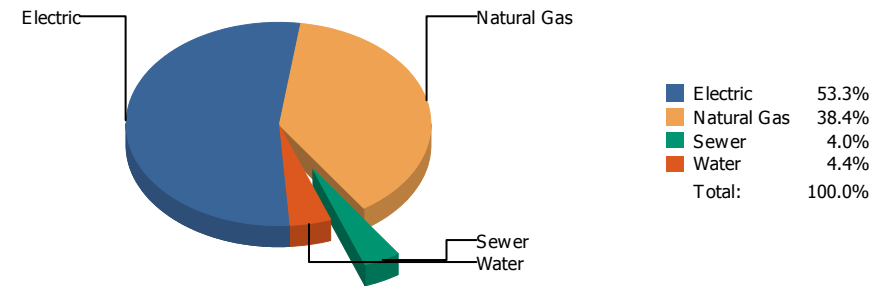
■ Electric 100.0%  
Total: 100.0%

Commodity	Common Use	Energy Use	Energy Use / Area	Total Cost	Cost / Unit	Cost / Area
<b>Place: [ALAMO] ALAMO      101 [BUILDING]</b> <b>Area: 58,978 SqFt</b> <b>Billing Period: Feb 2018</b>						
ELECTRIC	1,700.00 kWh	5,802 KBtu	0.098 KBtu/SqFt	\$209.03	\$0.123 /kWh	\$0.004 /SqFt
<b>Totals:</b>		<b>5,802 KBtu</b>	<b>0.098 KBtu/SqFt</b>	<b>\$209.03</b>		

## Energy

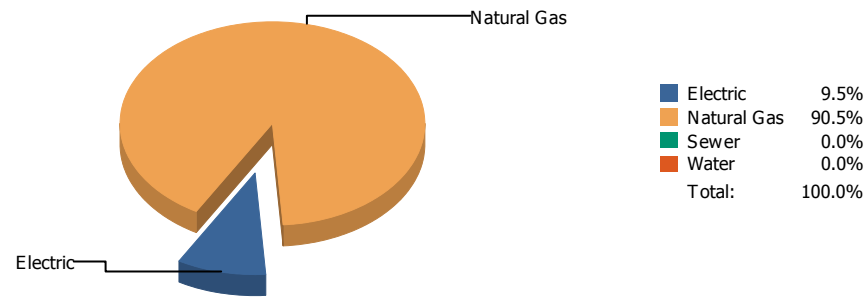


## Cost

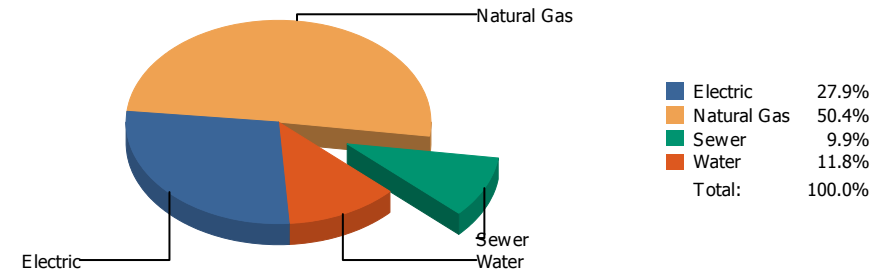


Commodity	Common Use	Energy Use	Energy Use / Area	Total Cost	Cost / Unit	Cost / Area
Place: [ALTA] ALTA VISTA 102 [BUILDING]						
Area: 68,463 SqFt						
Billing Period: Feb 2018						
ELECTRIC	30,750.00 kWh	104,950 KBtu	1.533 KBtu/SqFt	\$3,131.46	\$0.102 /kWh	\$0.046 /SqFt
NATURALGAS	3,355.00 CCF	345,565 KBtu	5.047 KBtu/SqFt	\$2,255.98	\$0.672 /CCF	\$0.033 /SqFt
SEWER	83.00 CCF			\$233.27	\$2.810 /CCF	\$0.003 /SqFt
WATER	68.00 CCF			\$257.15	\$3.782 /CCF	\$0.004 /SqFt
<b>Totals:</b>		<b>450,515 KBtu</b>	<b>6.580 KBtu/SqFt</b>	<b>\$5,877.86</b>		

## Energy

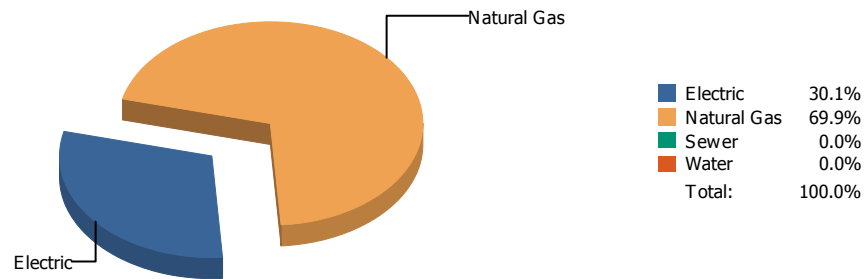


## Cost

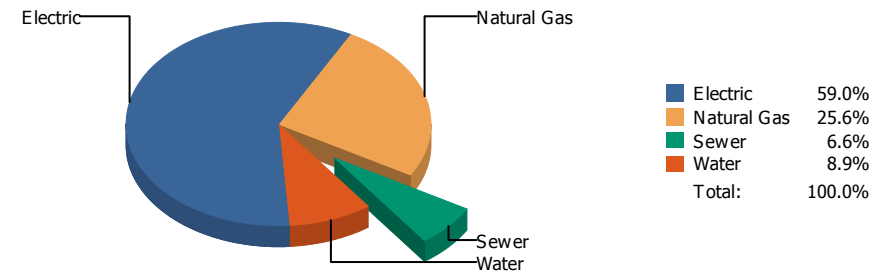


Commodity	Common Use	Energy Use	Energy Use / Area	Total Cost	Cost / Unit	Cost / Area
Place: [ADDRESS] ADDRESS 001 [BUILDING]						
Area: 266,968 SqFt						
Billing Period: Feb 2018						
ELECTRIC	33,503.00 kWh	114,346 KBtu	0.428 KBtu/SqFt	\$3,685.19	\$0.110 /kWh	\$0.013 /SqFt
NATURALGAS	10,541.00 CCF	1,085,723 KBtu	4.067 KBtu/SqFt	\$6,662.75	\$0.632 /CCF	\$0.025 /SqFt
SEWER	634.00 CCF			\$1,313.09	\$2.071 /CCF	\$0.005 /SqFt
WATER	685.00 CCF			\$1,563.04	\$2.282 /CCF	\$0.006 /SqFt
<b>Totals:</b>		<b>1,200,069 KBtu</b>	<b>4.495 KBtu/SqFt</b>	<b>\$13,224.07</b>		

## Energy

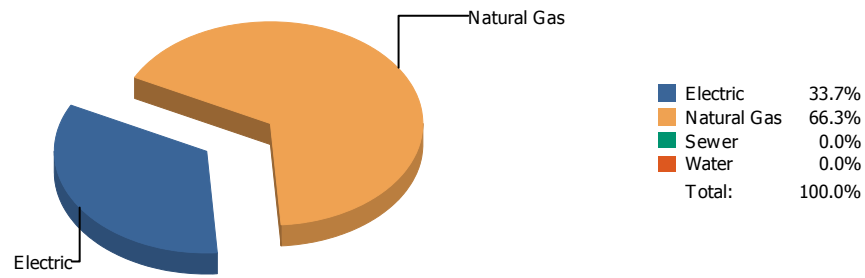


## Cost

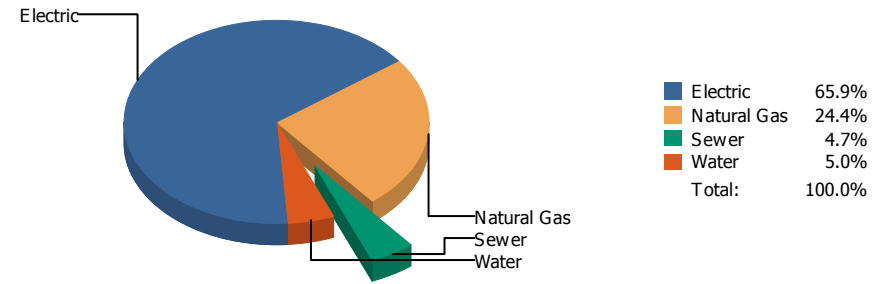


Commodity	Common Use	Energy Use	Energy Use / Area	Total Cost	Cost / Unit	Cost / Area
<b>Place: [AOY] AOY 103 [BUILDING]</b> <b>Area: 105,486 SqFt</b> <b>Billing Period: Feb 2018</b>						
ELECTRIC	54,474.00 kWh	185,920 KBtu	1.763 KBtu/SqFt	\$6,388.14	\$0.117 /kWh	\$0.060 /SqFt
NATURALGAS	4,186.00 CCF	431,158 KBtu	4.087 KBtu/SqFt	\$2,771.75	\$0.662 /CCF	\$0.026 /SqFt
SEWER	197.00 CCF			\$711.37	\$3.611 /CCF	\$0.007 /SqFt
WATER	154.00 CCF			\$959.75	\$6.232 /CCF	\$0.009 /SqFt
<b>Totals:</b>		<b>617,078 KBtu</b>	<b>5.850 KBtu/SqFt</b>	<b>\$10,831.01</b>		

## Energy

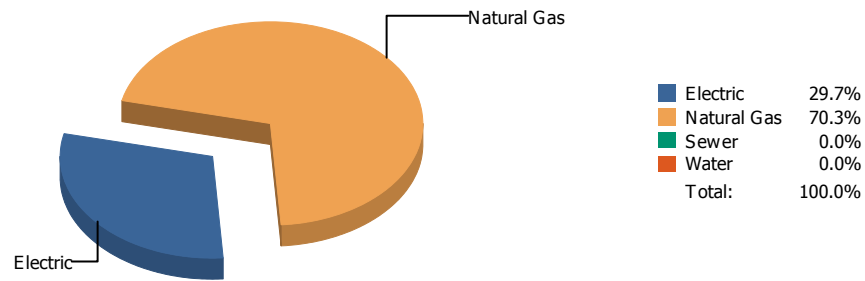


## Cost

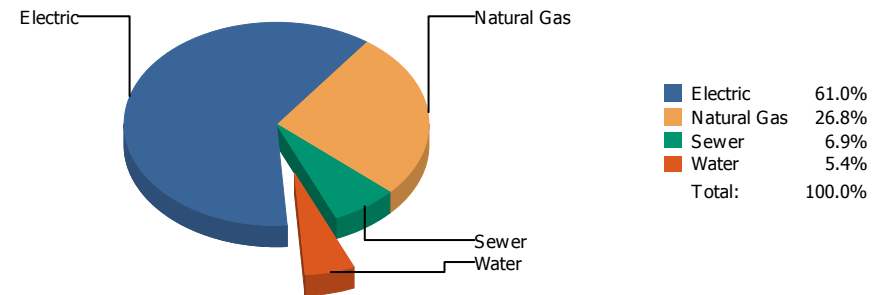


Commodity	Common Use	Energy Use	Energy Use / Area	Total Cost	Cost / Unit	Cost / Area
<b>Place: [ARMENDARIZ_1] ARMENDARIZ MIDDLE SCHOOL [BUILDING]</b>						
<b>Area: 133,779 SqFt</b>						
<b>Billing Period: Feb 2018</b>						
ELECTRIC	93,000.00 kWh	317,409 KBtu	2.373 KBtu/SqFt	\$10,085.48	\$0.108 /kWh	\$0.075 /SqFt
NATURALGAS	6,050.00 CCF	623,150 KBtu	4.658 KBtu/SqFt	\$3,740.06	\$0.618 /CCF	\$0.028 /SqFt
SEWER	236.00 CCF			\$711.76	\$3.016 /CCF	\$0.005 /SqFt
WATER	218.00 CCF			\$764.53	\$3.507 /CCF	\$0.006 /SqFt
<b>Totals:</b>		<b>940,559 KBtu</b>	<b>7.031 KBtu/SqFt</b>	<b>\$15,301.83</b>		

## Energy

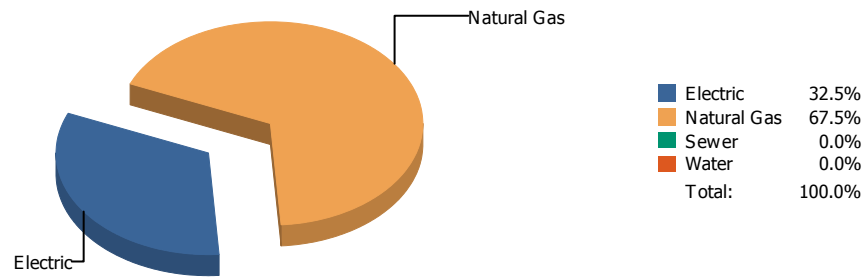


## Cost

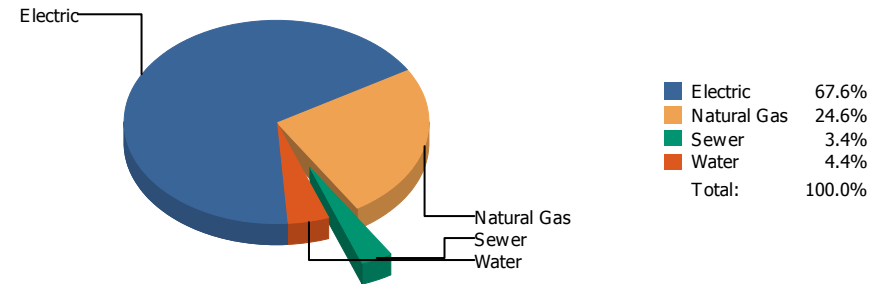


Commodity	Common Use	Energy Use	Energy Use / Area	Total Cost	Cost / Unit	Cost / Area
<b>Place: [AUSTIN] AUSTIN      002 [BUILDING]</b> <b>Area: 269,216 SqFt</b> <b>Billing Period: Feb 2018</b>						
ELECTRIC	152,763.00 kWh	521,380 KBtu	1.937 KBtu/SqFt	\$17,164.29	\$0.112 /kWh	\$0.063 /SqFt
NATURALGAS	11,983.00 CCF	1,234,249 KBtu	4.585 KBtu/SqFt	\$7,543.72	\$0.630 /CCF	\$0.028 /SqFt
SEWER	661.00 CCF			\$1,930.77	\$2.921 /CCF	\$0.007 /SqFt
WATER	322.00 CCF			\$1,511.15	\$4.693 /CCF	\$0.005 /SqFt
<b>Totals:</b>		<b>1,755,629 KBtu</b>	<b>6.521 KBtu/SqFt</b>	<b>\$28,149.93</b>		

## Energy

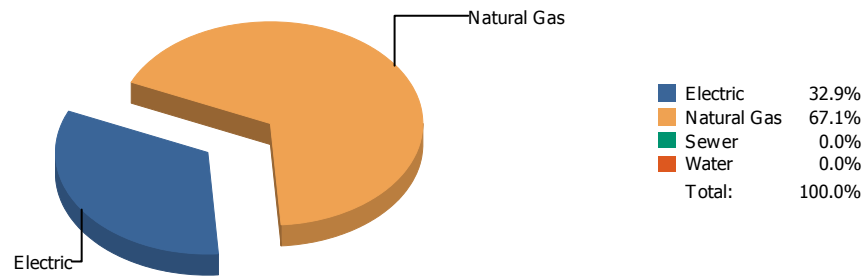


## Cost

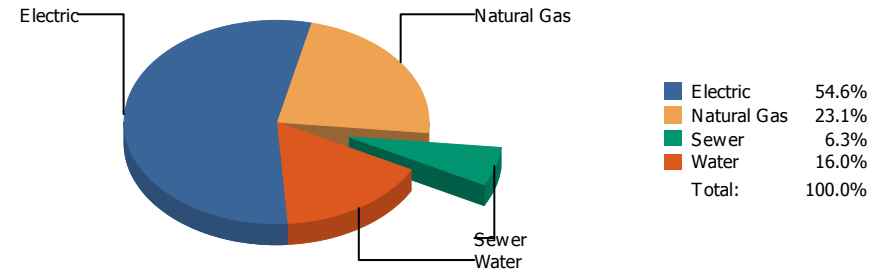


Commodity	Common Use	Energy Use	Energy Use / Area	Total Cost	Cost / Unit	Cost / Area
<b>Place: [BARRON ELEMENTARY] Barron Elementary 165 [BUILDING]</b>						
<b>Area: 87,818 SqFt</b>						
<b>Billing Period: Feb 2018</b>						
ELECTRIC	69,149.00 kWh	236,006 KBtu	2.687 KBtu/SqFt	\$8,527.03	\$0.123 /kWh	\$0.097 /SqFt
NATURALGAS	4,763.00 CCF	490,589 KBtu	5.586 KBtu/SqFt	\$3,095.36	\$0.650 /CCF	\$0.035 /SqFt
SEWER	56.00 CCF			\$425.41	\$7.597 /CCF	\$0.005 /SqFt
WATER	69.00 CCF			\$560.17	\$8.118 /CCF	\$0.006 /SqFt
<b>Totals:</b>		<b>726,595 KBtu</b>	<b>8.274 KBtu/SqFt</b>	<b>\$12,607.97</b>		

## Energy



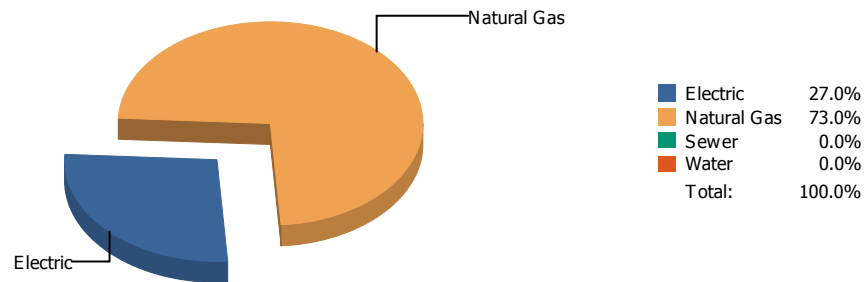
## Cost



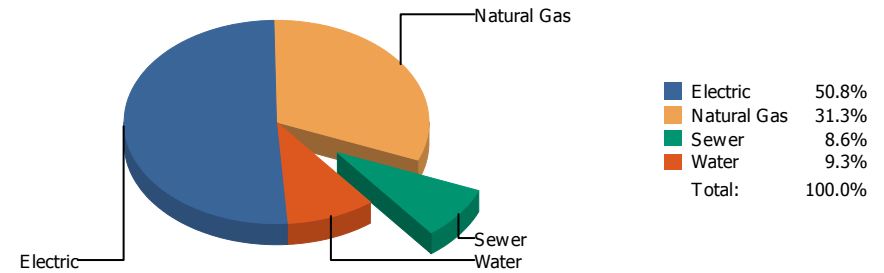
Commodity	Common Use	Energy Use	Energy Use / Area	Total Cost	Cost / Unit	Cost / Area
Place: [BASSETT] BASSETT 049 [BUILDING]						
Area: 174,250 SqFt						
Billing Period: Feb 2018						
ELECTRIC	67,582.00 kWh	230,657 KBtu	1.324 KBtu/SqFt	\$7,068.55	\$0.105 /kWh	\$0.040 /SqFt
NATURALGAS	4,566.00 CCF	470,298 KBtu	2.699 KBtu/SqFt	\$2,988.68	\$0.655 /CCF	\$0.017 /SqFt
SEWER	352.00 CCF			\$813.95	\$2.312 /CCF	\$0.005 /SqFt
WATER	587.00 CCF			\$2,074.45	\$3.534 /CCF	\$0.012 /SqFt
<b>Totals:</b>		<b>700,955 KBtu</b>	<b>4.023 KBtu/SqFt</b>	<b>\$12,945.63</b>		



## Energy



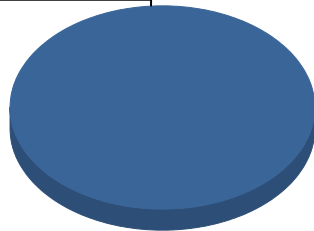
## Cost



Commodity	Common Use	Energy Use	Energy Use / Area	Total Cost	Cost / Unit	Cost / Area
<b>Place: [BEALL] BEALL      104 [BUILDING]</b> <b>Area: 74,454 SqFt</b> <b>Billing Period: Feb 2018</b>						
ELECTRIC	24,540.00 kWh	83,755 KBtu	1.125 KBtu/SqFt	\$2,571.92	\$0.105 /kWh	\$0.035 /SqFt
NATURALGAS	2,201.00 CCF	226,703 KBtu	3.045 KBtu/SqFt	\$1,587.67	\$0.721 /CCF	\$0.021 /SqFt
SEWER	137.00 CCF			\$433.40	\$3.164 /CCF	\$0.006 /SqFt
WATER	137.00 CCF			\$472.52	\$3.449 /CCF	\$0.006 /SqFt
<b>Totals:</b>		<b>310,458 KBtu</b>	<b>4.170 KBtu/SqFt</b>	<b>\$5,065.51</b>		

## Energy

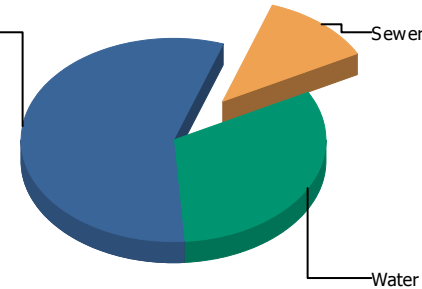
Electric



■ Electric 100.0%  
 ■ Sewer 0.0%  
 ■ Water 0.0%  
 Total: 100.0%

## Cost

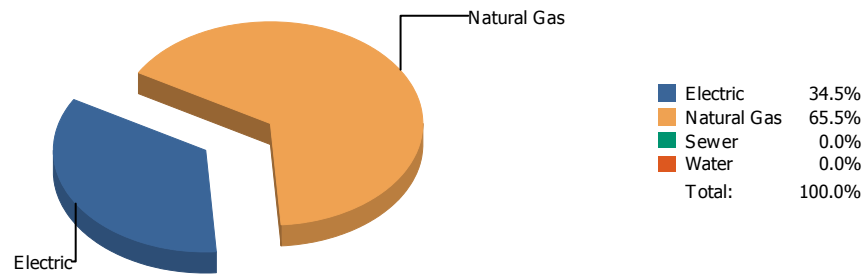
Electric



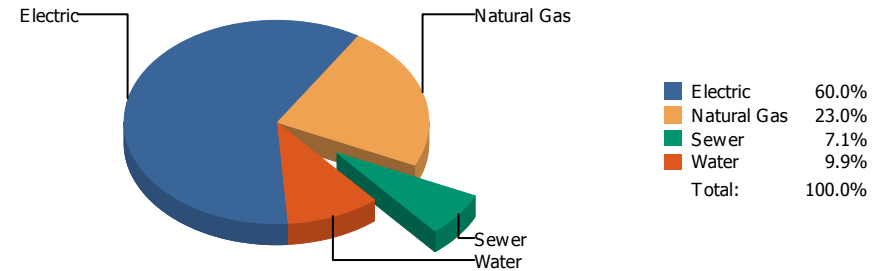
■ Electric 56.3%  
 ■ Sewer 12.0%  
 ■ Water 31.7%  
 Total: 100.0%

Commodity	Common Use	Energy Use	Energy Use / Area	Total Cost	Cost / Unit	Cost / Area
Place: [BLISS] BLISS 105 [BUILDING]						
Area: 78,820 SqFt						
Billing Period: Feb 2018						
ELECTRIC	30,044.00 kWh	102,540 KBtu	1.301 KBtu/SqFt	\$3,463.71	\$0.115 /kWh	\$0.044 /SqFt
SEWER	310.00 CCF			\$739.61	\$2.386 /CCF	\$0.009 /SqFt
WATER	669.00 CCF			\$1,950.42	\$2.915 /CCF	\$0.025 /SqFt
<b>Totals:</b>		<b>102,540 KBtu</b>	<b>1.301 KBtu/SqFt</b>	<b>\$6,153.74</b>		

## Energy

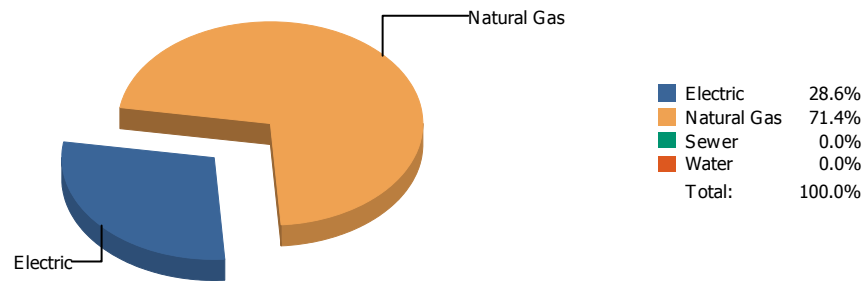


## Cost

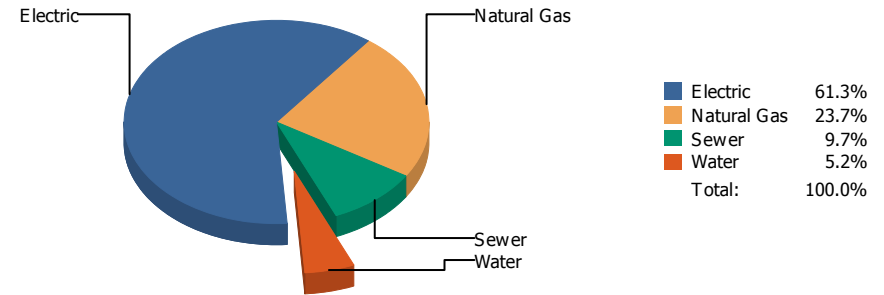


Commodity	Common Use	Energy Use	Energy Use / Area	Total Cost	Cost / Unit	Cost / Area
Place: [BOND_2] BOND 160 [BUILDING]						
Area: 89,988 SqFt						
Billing Period: Feb 2018						
ELECTRIC	35,484.00 kWh	121,107 KBtu	1.346 KBtu/SqFt	\$4,166.76	\$0.117 /kWh	\$0.046 /SqFt
NATURALGAS	2,232.80 CCF	229,978 KBtu	2.556 KBtu/SqFt	\$1,597.73	\$0.716 /CCF	\$0.018 /SqFt
SEWER	121.00 CCF			\$491.44	\$4.061 /CCF	\$0.005 /SqFt
WATER	181.00 CCF			\$690.36	\$3.814 /CCF	\$0.008 /SqFt
<b>Totals:</b>		<b>351,085 KBtu</b>	<b>3.901 KBtu/SqFt</b>	<b>\$6,946.29</b>		

## Energy

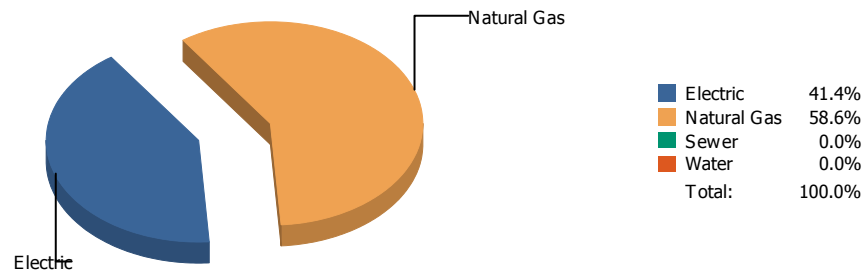


## Cost

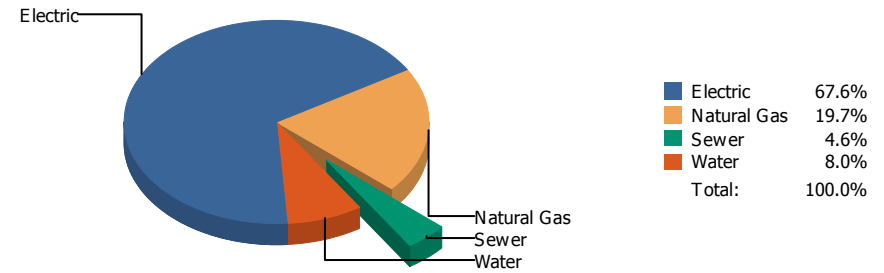


Commodity	Common Use	Energy Use	Energy Use / Area	Total Cost	Cost / Unit	Cost / Area
<b>Place: [BONHAM] BONHAM      106 [BUILDING]</b> <b>Area: 53,522 SqFt</b> <b>Billing Period: Feb 2018</b>						
ELECTRIC	30,733.00 kWh	104,892 KBtu	1.960 KBtu/SqFt	\$4,284.55	\$0.139 /kWh	\$0.080 /SqFt
NATURALGAS	2,537.00 CCF	261,311 KBtu	4.882 KBtu/SqFt	\$1,655.98	\$0.653 /CCF	\$0.031 /SqFt
SEWER	289.00 CCF			\$680.55	\$2.355 /CCF	\$0.013 /SqFt
WATER	97.00 CCF			\$366.58	\$3.779 /CCF	\$0.007 /SqFt
<b>Totals:</b>		<b>366,203 KBtu</b>	<b>6.842 KBtu/SqFt</b>	<b>\$6,987.66</b>		

## Energy

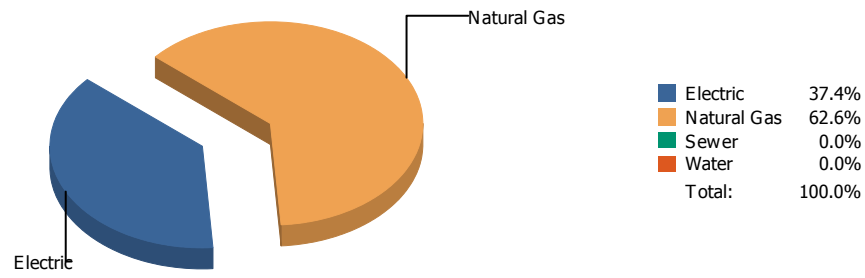


## Cost

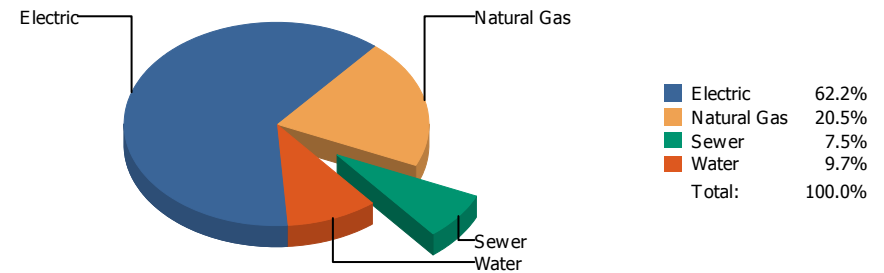


Commodity	Common Use	Energy Use	Energy Use / Area	Total Cost	Cost / Unit	Cost / Area
Place: [BOWIE] BOWIE 003 [BUILDING]						
Area: 282,931 SqFt						
Billing Period: Feb 2018						
ELECTRIC	242,663.00 kWh	828,209 KBtu	2.927 KBtu/SqFt	\$24,317.87	\$0.100 /kWh	\$0.086 /SqFt
NATURALGAS	11,380.00 CCF	1,172,140 KBtu	4.143 KBtu/SqFt	\$7,096.74	\$0.624 /CCF	\$0.025 /SqFt
SEWER	610.00 CCF			\$1,651.01	\$2.707 /CCF	\$0.006 /SqFt
WATER	1,088.00 CCF			\$2,892.74	\$2.659 /CCF	\$0.010 /SqFt
<b>Totals:</b>		<b>2,000,349 KBtu</b>	<b>7.070 KBtu/SqFt</b>	<b>\$35,958.36</b>		

## Energy

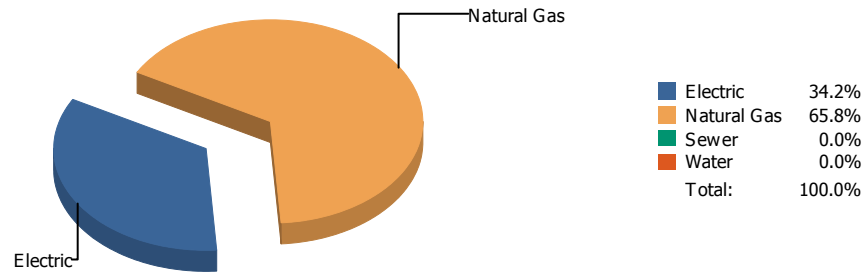


## Cost

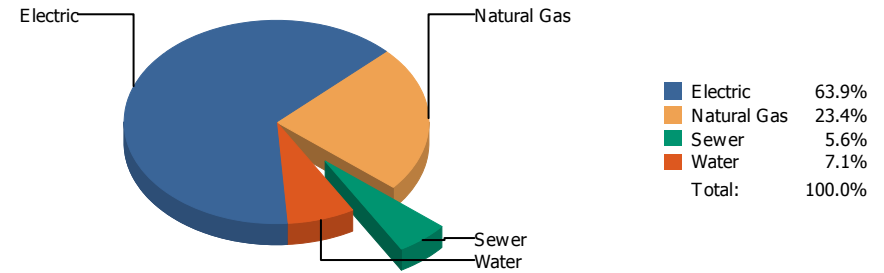


Commodity	Common Use	Energy Use	Energy Use / Area	Total Cost	Cost / Unit	Cost / Area
Place: [BRADLEY] BRADLEY 158 [BUILDING]						
Area: 59,142 SqFt						
Billing Period: Feb 2018						
ELECTRIC	29,700.00 kWh	101,366 KBtu	1.714 KBtu/SqFt	\$3,371.66	\$0.114 /kWh	\$0.057 /SqFt
NATURALGAS	1,644.00 CCF	169,332 KBtu	2.863 KBtu/SqFt	\$1,113.41	\$0.677 /CCF	\$0.019 /SqFt
SEWER	65.00 CCF			\$409.09	\$6.294 /CCF	\$0.007 /SqFt
WATER	110.00 CCF			\$528.27	\$4.802 /CCF	\$0.009 /SqFt
<b>Totals:</b>		<b>270,698 KBtu</b>	<b>4.577 KBtu/SqFt</b>	<b>\$5,422.43</b>		

## Energy

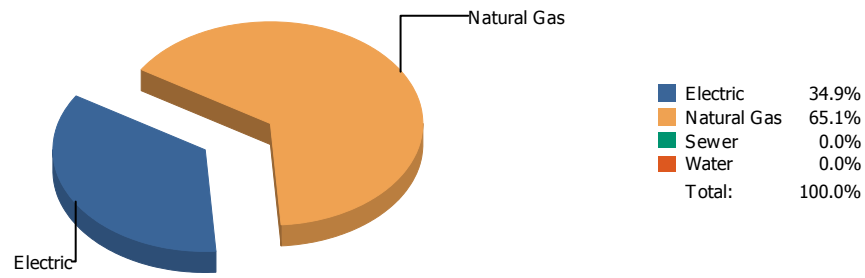


## Cost

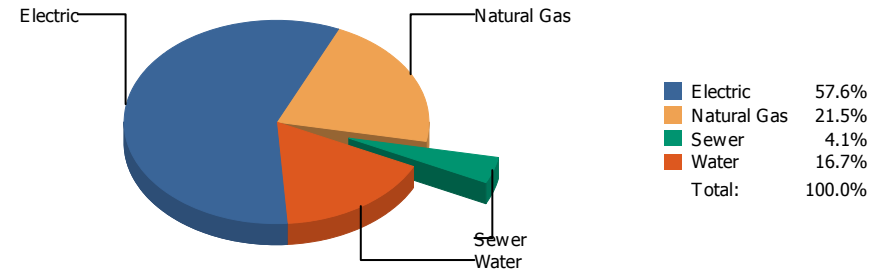


Commodity	Common Use	Energy Use	Energy Use / Area	Total Cost	Cost / Unit	Cost / Area
<b>Place: [BROWN] BROWN MIDDLE SCHOOL 056 [BUILDING]</b>						
<b>Area: 173,263 SqFt</b>						
<b>Billing Period: Feb 2018</b>						
ELECTRIC	94,200.00 kWh	321,505 KBtu	1.856 KBtu/SqFt	\$10,119.21	\$0.107 /kWh	\$0.058 /SqFt
NATURALGAS	5,993.00 CCF	617,279 KBtu	3.563 KBtu/SqFt	\$3,706.10	\$0.618 /CCF	\$0.021 /SqFt
SEWER	339.00 CCF			\$894.07	\$2.637 /CCF	\$0.005 /SqFt
WATER	384.00 CCF			\$1,123.97	\$2.927 /CCF	\$0.006 /SqFt
<b>Totals:</b>		<b>938,784 KBtu</b>	<b>5.418 KBtu/SqFt</b>	<b>\$15,843.35</b>		

## Energy



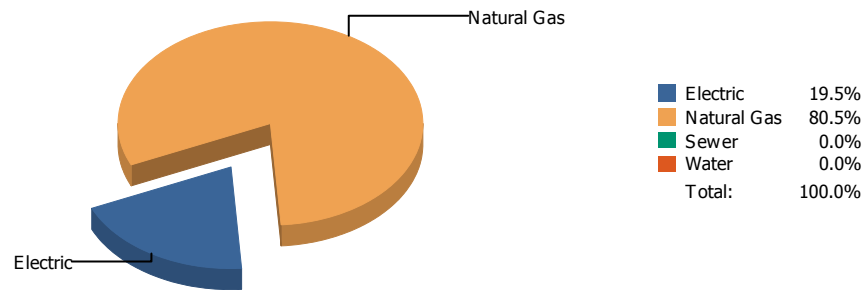
## Cost



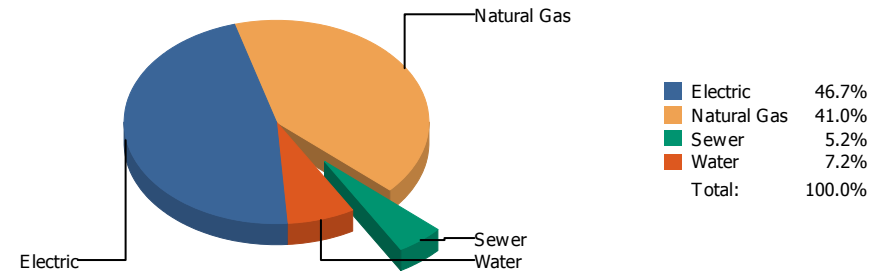
Commodity	Common Use	Energy Use	Energy Use / Area	Total Cost	Cost / Unit	Cost / Area
Place: [BURGES] BURGES 004 [BUILDING]						
Area: 241,219 SqFt						
Billing Period: Feb 2018						
ELECTRIC	119,126.00 kWh	406,577 KBtu	1.686 KBtu/SqFt	\$12,890.61	\$0.108 /kWh	\$0.053 /SqFt
NATURALGAS	7,369.00 CCF	759,007 KBtu	3.147 KBtu/SqFt	\$4,812.11	\$0.653 /CCF	\$0.020 /SqFt
SEWER	249.00 CCF			\$925.68	\$3.718 /CCF	\$0.004 /SqFt
WATER	766.00 CCF			\$3,732.18	\$4.872 /CCF	\$0.015 /SqFt
<b>Totals:</b>		<b>1,165,584 KBtu</b>	<b>4.832 KBtu/SqFt</b>	<b>\$22,360.58</b>		



## Energy

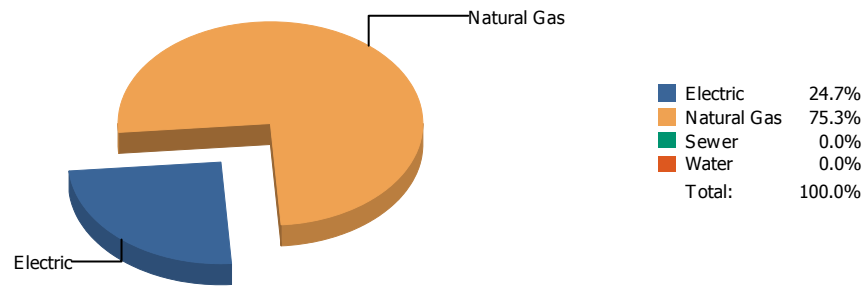


## Cost

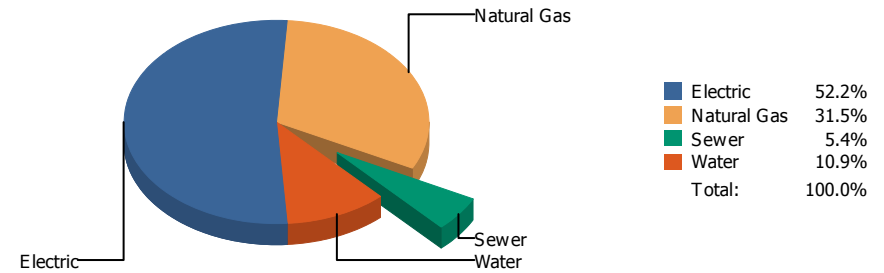


Commodity	Common Use	Energy Use	Energy Use / Area	Total Cost	Cost / Unit	Cost / Area
<b>Place: [BURLESON] BURLESON      107 [BUILDING]</b> <b>Area: 73,772 SqFt</b> <b>Billing Period: Feb 2018</b>						
ELECTRIC	25,395.00 kWh	86,673 KBtu	1.175 KBtu/SqFt	\$2,828.23	\$0.111 /kWh	\$0.038 /SqFt
NATURALGAS	3,468.00 CCF	357,204 KBtu	4.842 KBtu/SqFt	\$2,481.40	\$0.716 /CCF	\$0.033 /SqFt
SEWER	79.00 CCF			\$312.55	\$3.956 /CCF	\$0.004 /SqFt
WATER	125.00 CCF			\$433.89	\$3.471 /CCF	\$0.006 /SqFt
<b>Totals:</b>		<b>443,877 KBtu</b>	<b>6.017 KBtu/SqFt</b>	<b>\$6,056.07</b>		

## Energy

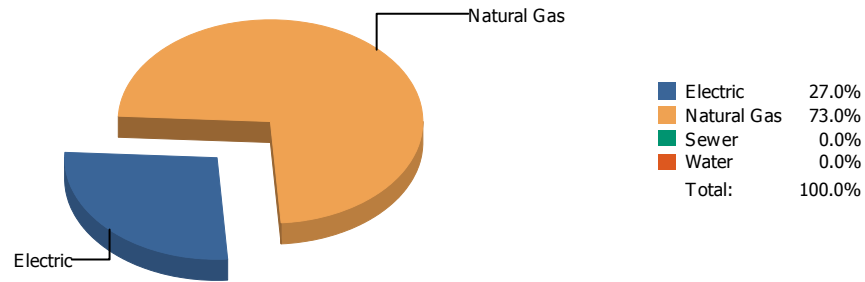


## Cost

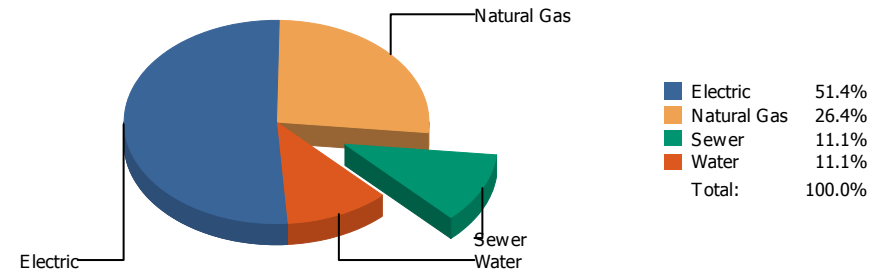


Commodity	Common Use	Energy Use	Energy Use / Area	Total Cost	Cost / Unit	Cost / Area
<b>Place: [BURNET] BURNET      108 [BUILDING]</b> <b>Area: 50,520 SqFt</b> <b>Billing Period: Feb 2018</b>						
ELECTRIC	27,353.00 kWh	93,356 KBtu	1.848 KBtu/SqFt	\$3,165.13	\$0.116 /kWh	\$0.062 /SqFt
NATURALGAS	2,755.90 CCF	283,858 KBtu	5.619 KBtu/SqFt	\$1,909.61	\$0.693 /CCF	\$0.038 /SqFt
SEWER	88.00 CCF			\$328.48	\$3.733 /CCF	\$0.006 /SqFt
WATER	182.00 CCF			\$658.10	\$3.616 /CCF	\$0.013 /SqFt
<b>Totals:</b>		<b>377,213 KBtu</b>	<b>7.467 KBtu/SqFt</b>	<b>\$6,061.32</b>		

## Energy

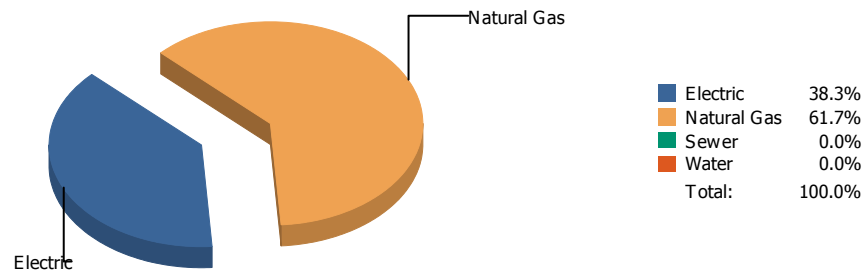


## Cost

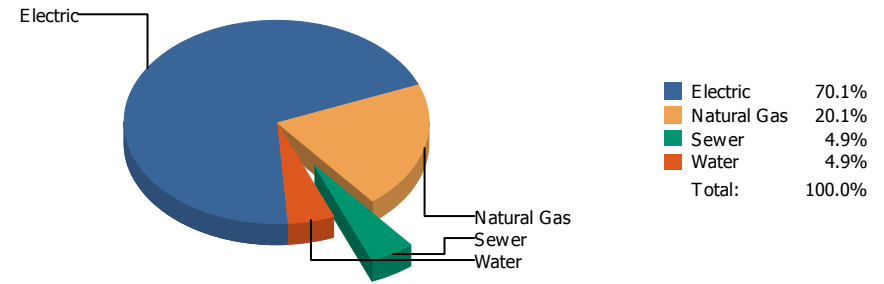


Commodity	Common Use	Energy Use	Energy Use / Area	Total Cost	Cost / Unit	Cost / Area
<b>Place: [CANYON HILLS] CANYON HILLS 043 [BUILDING]</b> <b>Area: 133,149 SqFt</b> <b>Billing Period: Feb 2018</b>						
ELECTRIC	60,820.00 kWh	207,579 KBtu	1.559 KBtu/SqFt	\$6,869.61	\$0.113 /kWh	\$0.051 /SqFt
NATURALGAS	5,462.00 CCF	562,586 KBtu	4.225 KBtu/SqFt	\$3,523.07	\$0.645 /CCF	\$0.026 /SqFt
SEWER	504.00 CCF			\$1,480.16	\$2.937 /CCF	\$0.011 /SqFt
WATER	397.00 CCF			\$1,484.19	\$3.739 /CCF	\$0.011 /SqFt
<b>Totals:</b>		<b>770,165 KBtu</b>	<b>5.784 KBtu/SqFt</b>	<b>\$13,357.03</b>		

## Energy



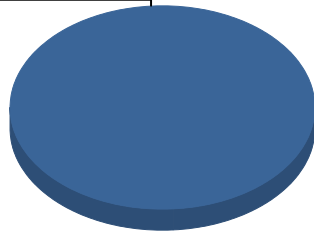
## Cost



Commodity	Common Use	Energy Use	Energy Use / Area	Total Cost	Cost / Unit	Cost / Area
<b>Place: [CAREER] CAREER AND TECHNOLOGY [BUILDING]</b>						
<b>Area: 146,485 SqFt</b>						
<b>Billing Period: Feb 2018</b>						
ELECTRIC	85,854.79 kWh	293,022 KBtu	2.000 KBtu/SqFt	\$9,990.44	\$0.116 /kWh	\$0.068 /SqFt
NATURALGAS	4,589.80 CCF	472,749 KBtu	3.227 KBtu/SqFt	\$2,869.60	\$0.625 /CCF	\$0.020 /SqFt
SEWER	245.00 CCF			\$693.20	\$2.829 /CCF	\$0.005 /SqFt
WATER	200.00 CCF			\$695.07	\$3.475 /CCF	\$0.005 /SqFt
<b>Totals:</b>		<b>765,772 KBtu</b>	<b>5.228 KBtu/SqFt</b>	<b>\$14,248.31</b>		

## Energy

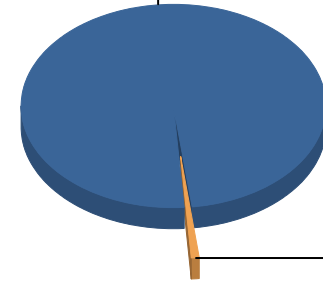
Electric



■ Electric 100.0%  
 ■ Water 0.0%  
 Total: 100.0%

## Cost

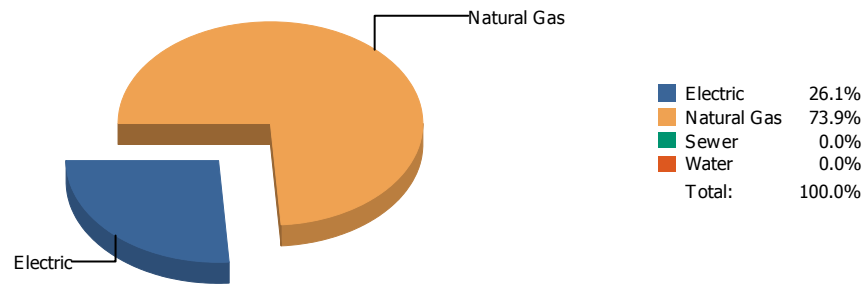
Electric



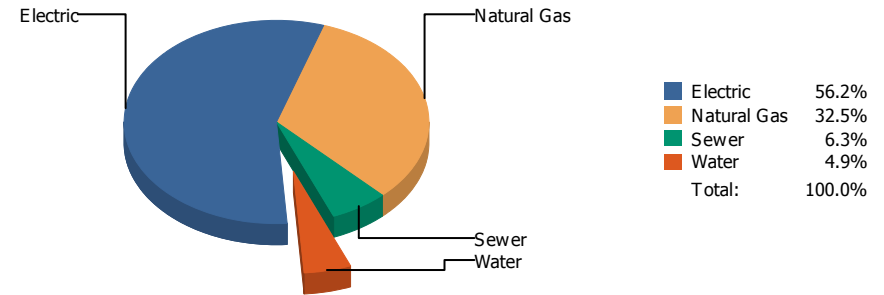
■ Electric 99.2%  
 ■ Water 0.8%  
 Total: 100.0%

Commodity	Common Use	Energy Use	Energy Use / Area	Total Cost	Cost / Unit	Cost / Area
Place: [CHAPIN] CHAPIN 012 [BUILDING]						
Area: 273,727 SqFt						
Billing Period: Feb 2018						
ELECTRIC	308,700.00 kWh	1,053,593 KBtu	3.849 KBtu/SqFt	\$29,581.46	\$0.096 /kWh	\$0.108 /SqFt
WATER	27.00 CCF			\$236.30	\$8.752 /CCF	\$0.001 /SqFt
<b>Totals:</b>		<b>1,053,593 KBtu</b>	<b>3.849 KBtu/SqFt</b>	<b>\$29,817.76</b>		

## Energy

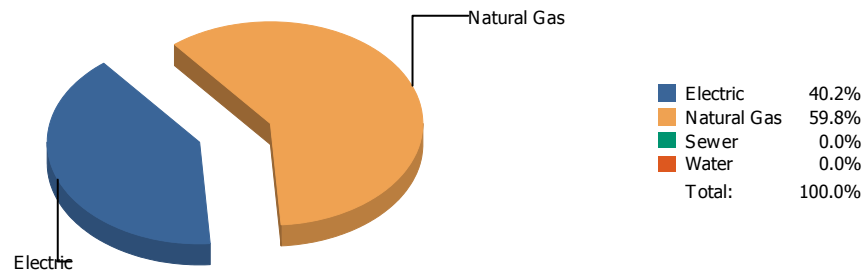


## Cost

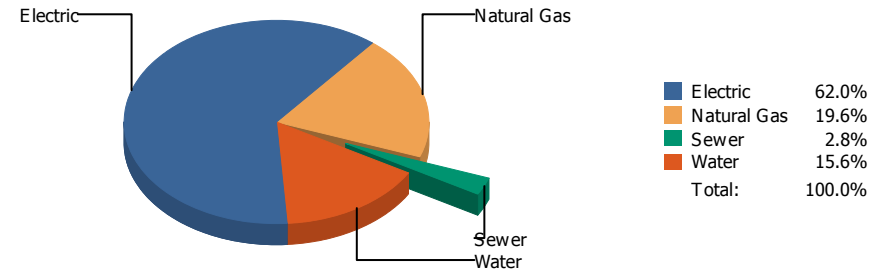


Commodity	Common Use	Energy Use	Energy Use / Area	Total Cost	Cost / Unit	Cost / Area
<b>Place: [CHARLES] H.E. CHARLES 045 [BUILDING]</b> <b>Area: 107,867 SqFt</b> <b>Billing Period: Feb 2018</b>						
ELECTRIC	75,852.00 kWh	258,883 KBtu	2.400 KBtu/SqFt	\$7,804.00	\$0.103 /kWh	\$0.072 /SqFt
NATURALGAS	7,122.00 CCF	733,566 KBtu	6.801 KBtu/SqFt	\$4,510.84	\$0.633 /CCF	\$0.042 /SqFt
SEWER	330.00 CCF			\$878.14	\$2.661 /CCF	\$0.008 /SqFt
WATER	172.00 CCF			\$681.92	\$3.965 /CCF	\$0.006 /SqFt
<b>Totals:</b>		<b>992,449 KBtu</b>	<b>9.201 KBtu/SqFt</b>	<b>\$13,874.90</b>		

## Energy

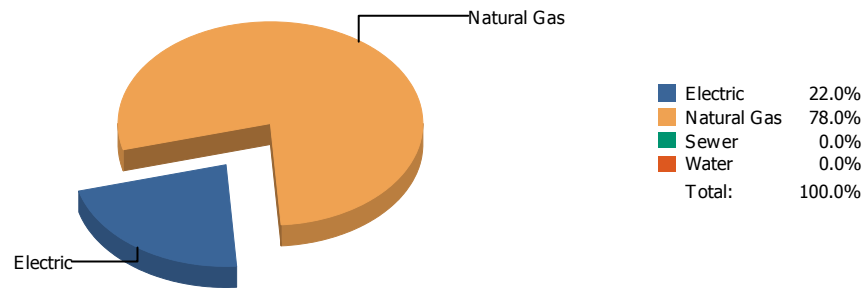


## Cost

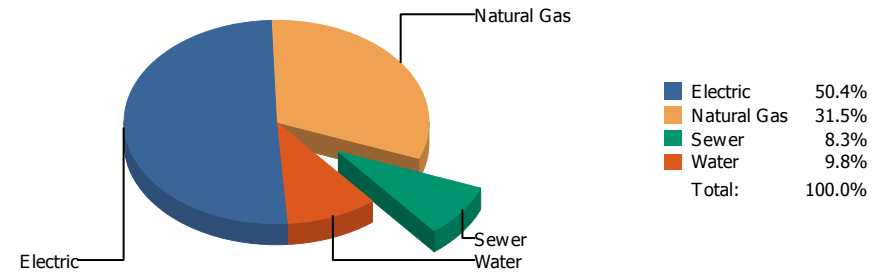


Commodity	Common Use	Energy Use	Energy Use / Area	Total Cost	Cost / Unit	Cost / Area
<b>Place: [CIELO VI] CIELO VISTA 151 [BUILDING]</b> <b>Area: 66,034 SqFt</b> <b>Billing Period: Feb 2018</b>						
ELECTRIC	67,720.00 kWh	231,128 KBtu	3.500 KBtu/SqFt	\$7,189.92	\$0.106 /kWh	\$0.109 /SqFt
NATURALGAS	3,339.00 CCF	343,917 KBtu	5.208 KBtu/SqFt	\$2,270.65	\$0.680 /CCF	\$0.034 /SqFt
SEWER	77.00 CCF			\$327.20	\$4.249 /CCF	\$0.005 /SqFt
WATER	314.00 CCF			\$1,805.93	\$5.751 /CCF	\$0.027 /SqFt
<b>Totals:</b>		<b>575,045 KBtu</b>	<b>8.708 KBtu/SqFt</b>	<b>\$11,593.70</b>		

## Energy



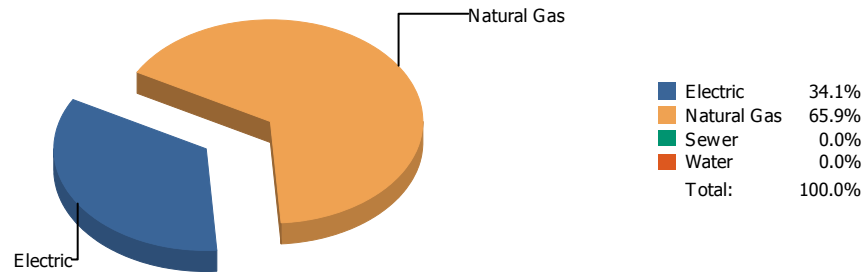
## Cost



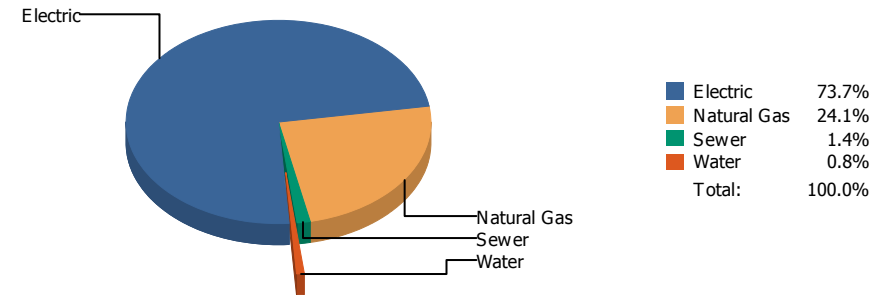
Commodity	Common Use	Energy Use	Energy Use / Area	Total Cost	Cost / Unit	Cost / Area
Place: [CLARDY] CLARDY 109 [BUILDING]						
Area: 70,700 SqFt						
Billing Period: Feb 2018						
ELECTRIC	31,093.00 kWh	106,120 KBtu	1.501 KBtu/SqFt	\$3,928.96	\$0.126 /kWh	\$0.055 /SqFt
NATURALGAS	3,646.00 CCF	375,538 KBtu	5.312 KBtu/SqFt	\$2,452.59	\$0.673 /CCF	\$0.035 /SqFt
SEWER	207.00 CCF			\$643.66	\$3.109 /CCF	\$0.009 /SqFt
WATER	234.00 CCF			\$765.56	\$3.272 /CCF	\$0.011 /SqFt
<b>Totals:</b>		<b>481,658 KBtu</b>	<b>6.813 KBtu/SqFt</b>	<b>\$7,790.77</b>		



## Energy

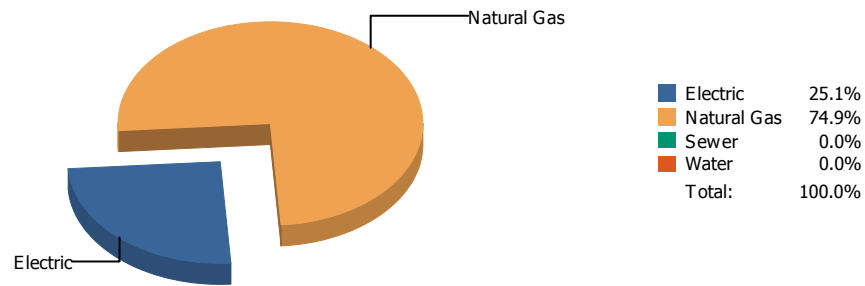


## Cost

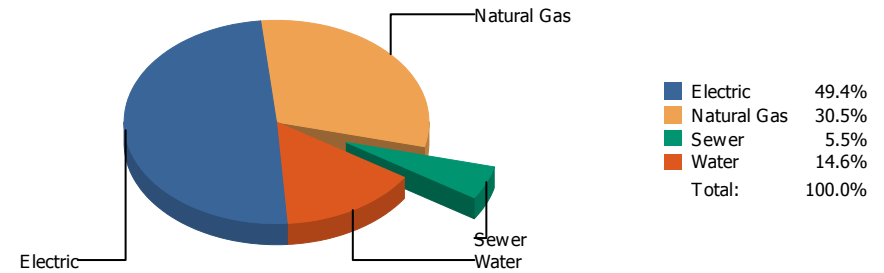


Commodity	Common Use	Energy Use	Energy Use / Area	Total Cost	Cost / Unit	Cost / Area
<b>Place: [CLENDENIN] CLENDENIN 149 [BUILDING]</b> <b>Area: 62,721 SqFt</b> <b>Billing Period: Feb 2018</b>						
ELECTRIC	36,418.00 kWh	124,295 KBtu	1.982 KBtu/SqFt	\$4,652.82	\$0.128 /kWh	\$0.074 /SqFt
NATURALGAS	2,330.00 CCF	239,990 KBtu	3.826 KBtu/SqFt	\$1,522.37	\$0.653 /CCF	\$0.024 /SqFt
SEWER	1.00 CCF			\$88.13	\$88.130 /CCF	\$0.001 /SqFt
WATER	1.00 CCF			\$53.60	\$53.600 /CCF	\$0.001 /SqFt
<b>Totals:</b>		<b>364,285 KBtu</b>	<b>5.808 KBtu/SqFt</b>	<b>\$6,316.92</b>		

## Energy

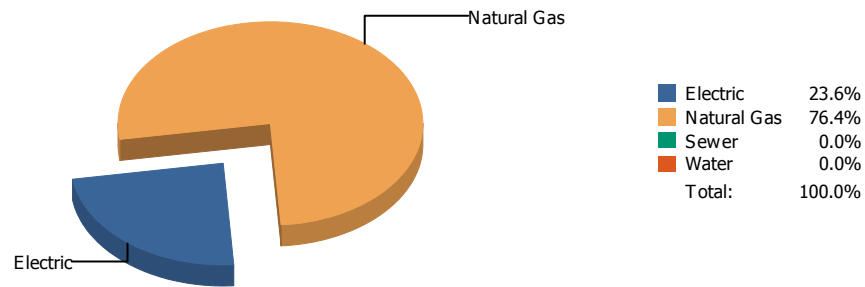


## Cost

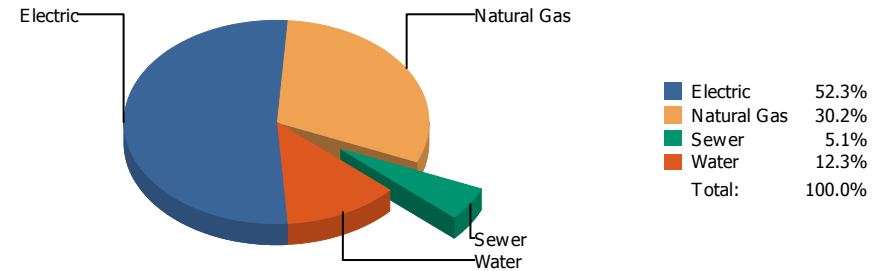


Commodity	Common Use	Energy Use	Energy Use / Area	Total Cost	Cost / Unit	Cost / Area
Place: [COLDWELL] COLDWELL 110 [BUILDING]						
Area: 67,310 SqFt						
Billing Period: Feb 2018						
ELECTRIC	30,528.00 kWh	104,192 KBtu	1.548 KBtu/SqFt	\$3,556.96	\$0.117 /kWh	\$0.053 /SqFt
NATURALGAS	3,013.80 CCF	310,421 KBtu	4.612 KBtu/SqFt	\$2,192.93	\$0.728 /CCF	\$0.032 /SqFt
SEWER	87.00 CCF			\$395.35	\$4.544 /CCF	\$0.006 /SqFt
WATER	169.00 CCF			\$1,049.11	\$6.208 /CCF	\$0.015 /SqFt
<b>Totals:</b>		<b>414,613 KBtu</b>	<b>6.160 KBtu/SqFt</b>	<b>\$7,194.35</b>		

## Energy

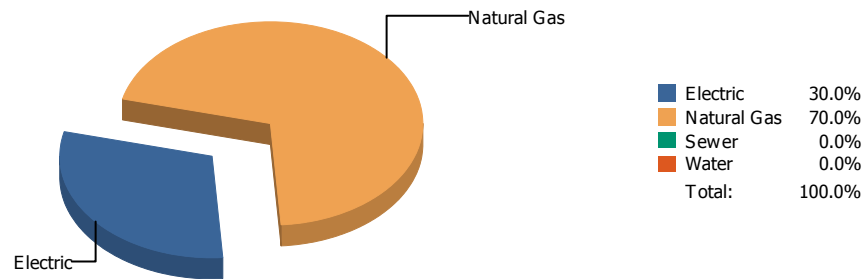


## Cost

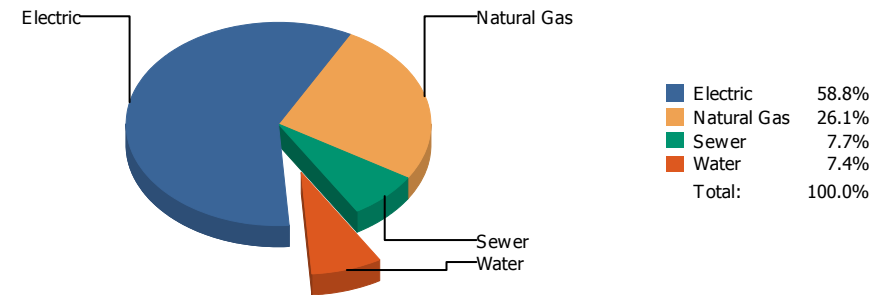


Commodity	Common Use	Energy Use	Energy Use / Area	Total Cost	Cost / Unit	Cost / Area
<b>Place: [COLLINS] COLLINS      142 [BUILDING]</b> <b>Area: 81,245 SqFt</b> <b>Billing Period: Feb 2018</b>						
ELECTRIC	48,220.00 kWh	164,575 KBtu	2.026 KBtu/SqFt	\$5,821.96	\$0.121 /kWh	\$0.072 /SqFt
NATURALGAS	5,184.00 CCF	533,952 KBtu	6.572 KBtu/SqFt	\$3,357.12	\$0.648 /CCF	\$0.041 /SqFt
SEWER	215.00 CCF			\$571.46	\$2.658 /CCF	\$0.007 /SqFt
WATER	292.00 CCF			\$1,373.00	\$4.702 /CCF	\$0.017 /SqFt
<b>Totals:</b>		<b>698,527 KBtu</b>	<b>8.598 KBtu/SqFt</b>	<b>\$11,123.54</b>		

## Energy

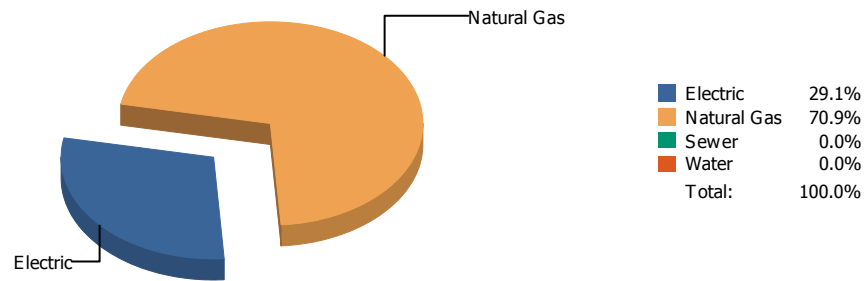


## Cost

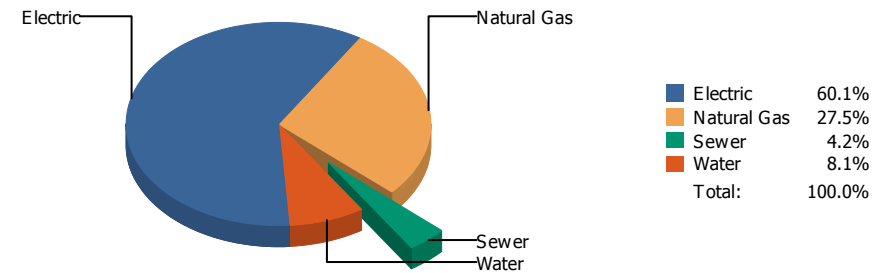


Commodity	Common Use	Energy Use	Energy Use / Area	Total Cost	Cost / Unit	Cost / Area
Place: [COOLEY] COOLEY 111 [BUILDING]						
Area: 95,590 SqFt						
Billing Period: Feb 2018						
ELECTRIC	56,600.00 kWh	193,176 KBtu	2.021 KBtu/SqFt	\$6,542.32	\$0.116 /kWh	\$0.068 /SqFt
NATURALGAS	4,385.00 CCF	451,655 KBtu	4.725 KBtu/SqFt	\$2,898.44	\$0.661 /CCF	\$0.030 /SqFt
SEWER	191.00 CCF			\$856.70	\$4.485 /CCF	\$0.009 /SqFt
WATER	170.00 CCF			\$826.46	\$4.862 /CCF	\$0.009 /SqFt
<b>Totals:</b>		<b>644,831 KBtu</b>	<b>6.746 KBtu/SqFt</b>	<b>\$11,123.92</b>		

## Energy

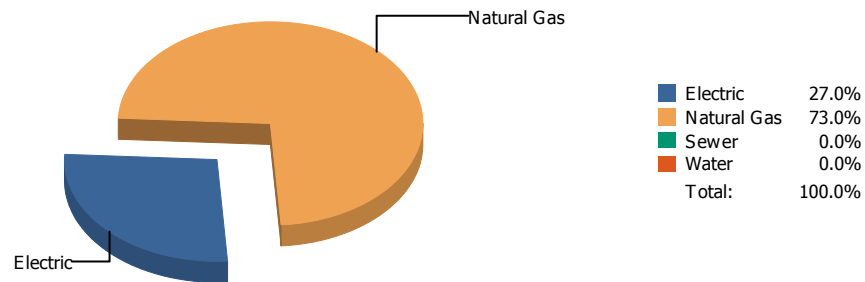


## Cost

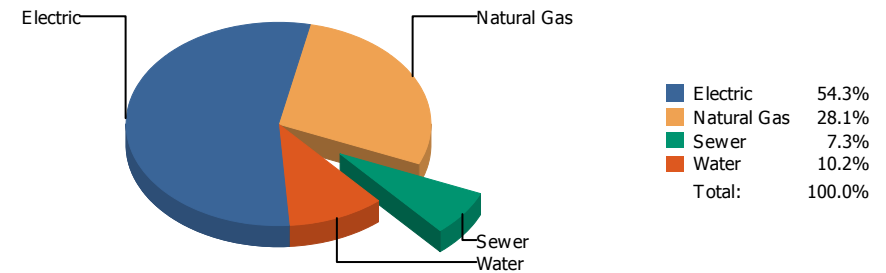


Commodity	Common Use	Energy Use	Energy Use / Area	Total Cost	Cost / Unit	Cost / Area
Place: [CORONADO] CORONADO 005 [BUILDING]						
Area: 406,757 SqFt						
Billing Period: Feb 2018						
ELECTRIC	233,211.00 kWh	795,949 KBtu	1.957 KBtu/SqFt	\$25,137.61	\$0.108 /kWh	\$0.061 /SqFt
NATURALGAS	18,870.00 CCF	1,943,610 KBtu	4.778 KBtu/SqFt	\$11,505.73	\$0.610 /CCF	\$0.028 /SqFt
SEWER	754.00 CCF			\$1,757.04	\$2.330 /CCF	\$0.004 /SqFt
WATER	1,704.00 CCF			\$3,404.37	\$1.998 /CCF	\$0.008 /SqFt
<b>Totals:</b>		<b>2,739,559 KBtu</b>	<b>6.735 KBtu/SqFt</b>	<b>\$41,804.75</b>		

## Energy

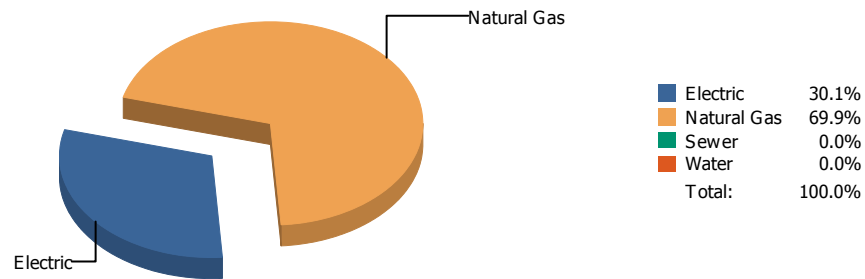


## Cost

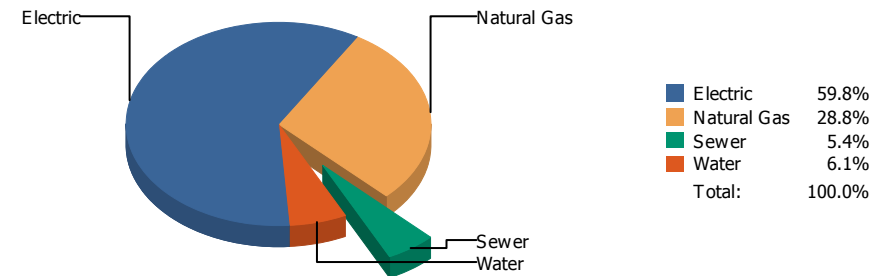


Commodity	Common Use	Energy Use	Energy Use / Area	Total Cost	Cost / Unit	Cost / Area
Place: [CROCKETT_1] CROCKETT 112 [BUILDING]						
Area: 92,585 SqFt						
Billing Period: Feb 2018						
ELECTRIC	31,195.00 kWh	106,469 KBtu	1.150 KBtu/SqFt	\$3,470.32	\$0.111 /kWh	\$0.037 /SqFt
NATURALGAS	2,792.00 CCF	287,576 KBtu	3.106 KBtu/SqFt	\$1,797.79	\$0.644 /CCF	\$0.019 /SqFt
SEWER	118.00 CCF			\$467.94	\$3.966 /CCF	\$0.005 /SqFt
WATER	179.00 CCF			\$652.97	\$3.648 /CCF	\$0.007 /SqFt
<b>Totals:</b>		<b>394,045 KBtu</b>	<b>4.256 KBtu/SqFt</b>	<b>\$6,389.02</b>		

## Energy

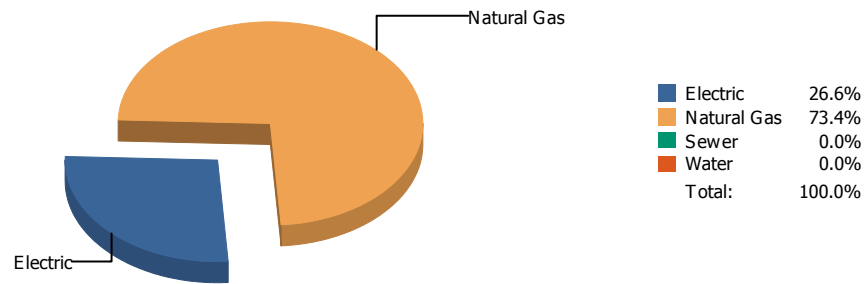


## Cost

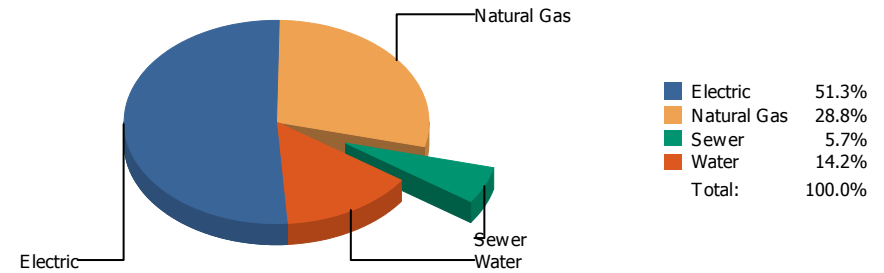


Commodity	Common Use	Energy Use	Energy Use / Area	Total Cost	Cost / Unit	Cost / Area
Place: [CROSBY] CROSBY 113 [BUILDING]						
Area: 83,100 SqFt						
Billing Period: Feb 2018						
ELECTRIC	33,828.00 kWh	115,455 KBtu	1.389 KBtu/SqFt	\$3,762.87	\$0.111 /kWh	\$0.045 /SqFt
NATURALGAS	2,598.00 CCF	267,594 KBtu	3.220 KBtu/SqFt	\$1,813.28	\$0.698 /CCF	\$0.022 /SqFt
SEWER	93.00 CCF			\$337.33	\$3.627 /CCF	\$0.004 /SqFt
WATER	131.00 CCF			\$382.04	\$2.916 /CCF	\$0.005 /SqFt
<b>Totals:</b>		<b>383,049 KBtu</b>	<b>4.609 KBtu/SqFt</b>	<b>\$6,295.52</b>		

## Energy



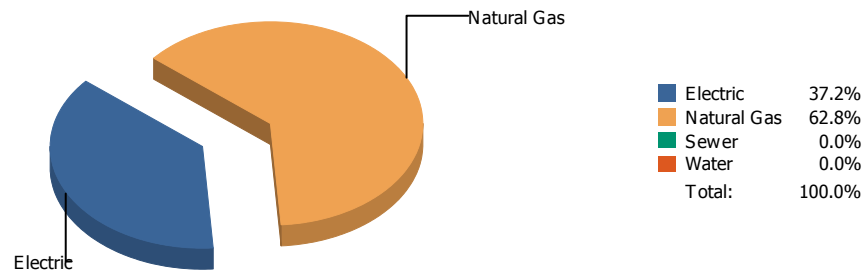
## Cost



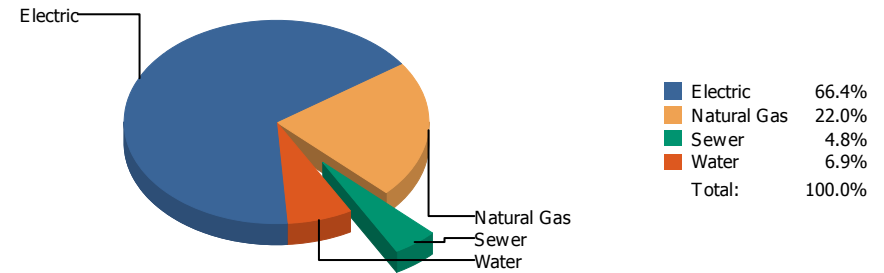
Commodity	Common Use	Energy Use	Energy Use / Area	Total Cost	Cost / Unit	Cost / Area
Place: [DOUGLASS] DOUGLASS 114 [BUILDING]						
Area: 86,903 SqFt						
Billing Period: Feb 2018						
ELECTRIC	33,038.00 kWh	112,759 KBtu	1.298 KBtu/SqFt	\$3,677.44	\$0.111 /kWh	\$0.042 /SqFt
NATURALGAS	3,015.00 CCF	310,545 KBtu	3.573 KBtu/SqFt	\$2,068.73	\$0.686 /CCF	\$0.024 /SqFt
SEWER	97.00 CCF			\$409.86	\$4.225 /CCF	\$0.005 /SqFt
WATER	268.00 CCF			\$1,018.40	\$3.800 /CCF	\$0.012 /SqFt
<b>Totals:</b>		<b>423,304 KBtu</b>	<b>4.871 KBtu/SqFt</b>	<b>\$7,174.43</b>		



## Energy

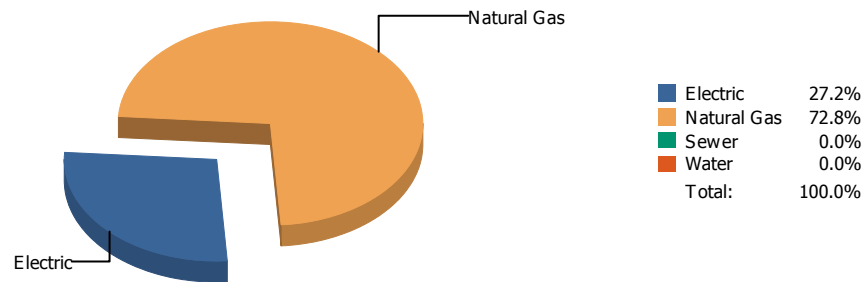


## Cost

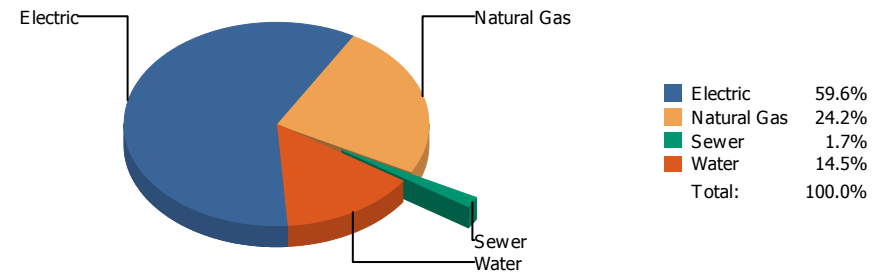


Commodity	Common Use	Energy Use	Energy Use / Area	Total Cost	Cost / Unit	Cost / Area
<b>Place: [DOWELL] DOWELL      115 [BUILDING]</b> <b>Area: 55,801 SqFt</b> <b>Billing Period: Feb 2018</b>						
ELECTRIC	22,599.00 kWh	77,130 KBtu	1.382 KBtu/SqFt	\$2,674.99	\$0.118 /kWh	\$0.048 /SqFt
NATURALGAS	1,263.00 CCF	130,089 KBtu	2.331 KBtu/SqFt	\$886.30	\$0.702 /CCF	\$0.016 /SqFt
SEWER	70.00 CCF			\$192.54	\$2.751 /CCF	\$0.003 /SqFt
WATER	95.00 CCF			\$277.80	\$2.924 /CCF	\$0.005 /SqFt
<b>Totals:</b>		<b>207,219 KBtu</b>	<b>3.714 KBtu/SqFt</b>	<b>\$4,031.63</b>		

## Energy

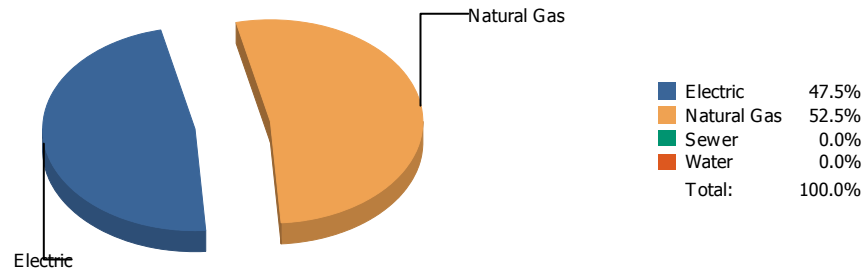


## Cost

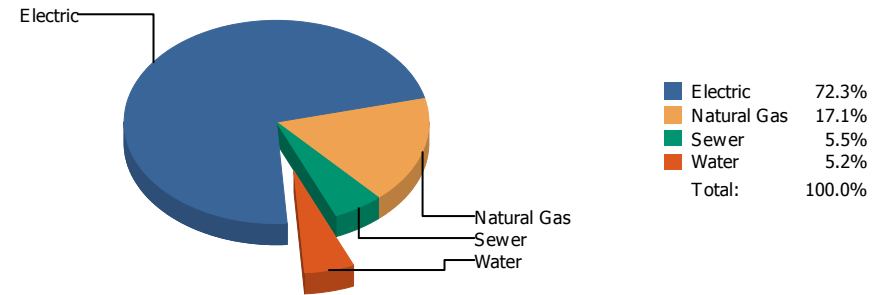


Commodity	Common Use	Energy Use	Energy Use / Area	Total Cost	Cost / Unit	Cost / Area
<b>Place: [DRHORNEDOMIDDLESCHOOL_1] DR. HORNEDO MIDDLE SCHOOL 058 [BUILDING]</b>						
<b>Area: 184,871 SqFt</b>						
<b>Billing Period: Feb 2018</b>						
ELECTRIC	106,889.00 kWh	364,812 KBtu	1.973 KBtu/SqFt	\$14,273.06	\$0.134 /kWh	\$0.077 /SqFt
NATURALGAS	9,496.00 CCF	978,088 KBtu	5.291 KBtu/SqFt	\$5,794.44	\$0.610 /CCF	\$0.031 /SqFt
SEWER	68.00 CCF			\$414.40	\$6.094 /CCF	\$0.002 /SqFt
WATER	684.00 CCF			\$3,473.20	\$5.078 /CCF	\$0.019 /SqFt
<b>Totals:</b>		<b>1,342,900 KBtu</b>	<b>7.264 KBtu/SqFt</b>	<b>\$23,955.10</b>		

## Energy

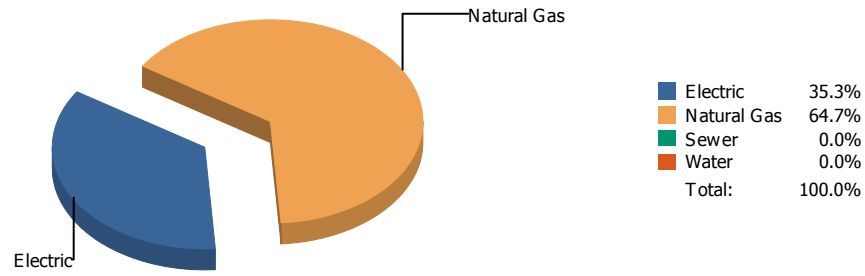


## Cost

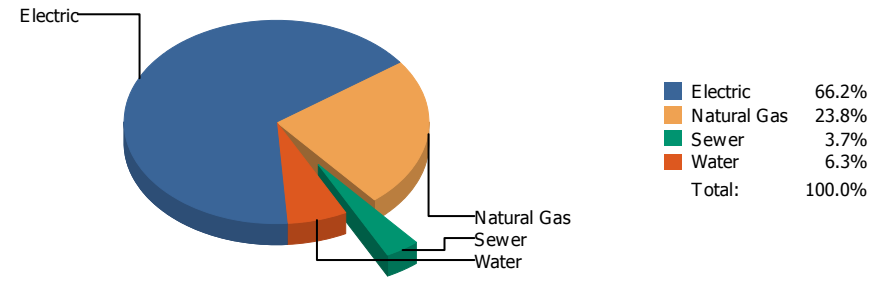


Commodity	Common Use	Energy Use	Energy Use / Area	Total Cost	Cost / Unit	Cost / Area
Place: [ED CENTER] ED CENTER 919 [BUILDING]						
Area: 220,243 SqFt						
Billing Period: Feb 2018						
ELECTRIC	228,988.00 kWh	781,536 KBtu	3.549 KBtu/SqFt	\$22,367.24	\$0.098 /kWh	\$0.101 /SqFt
NATURALGAS	8,391.00 CCF	864,273 KBtu	3.924 KBtu/SqFt	\$5,292.06	\$0.631 /CCF	\$0.024 /SqFt
SEWER	544.00 CCF			\$1,689.19	\$3.105 /CCF	\$0.008 /SqFt
WATER	464.00 CCF			\$1,599.72	\$3.448 /CCF	\$0.007 /SqFt
<b>Totals:</b>		<b>1,645,809 KBtu</b>	<b>7.473 KBtu/SqFt</b>	<b>\$30,948.21</b>		

## Energy

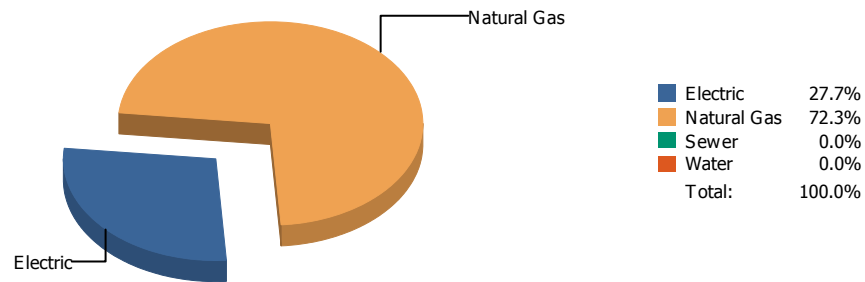


## Cost

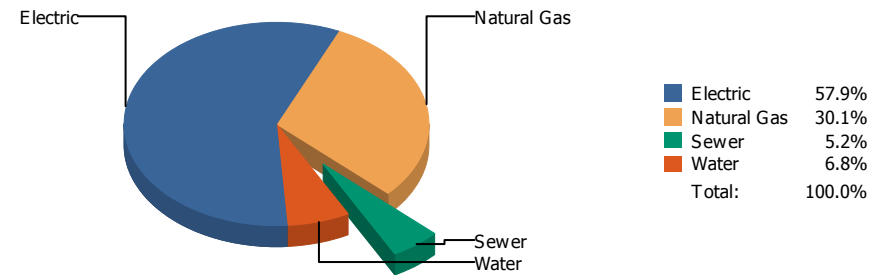


Commodity	Common Use	Energy Use	Energy Use / Area	Total Cost	Cost / Unit	Cost / Area
Place: [EL PASO] EL PASO HIGH 006 [BUILDING]						
Area: 236,062 SqFt						
Billing Period: Feb 2018						
ELECTRIC	174,041.00 kWh	594,002 KBtu	2.516 KBtu/SqFt	\$19,347.04	\$0.111 /kWh	\$0.081 /SqFt
NATURALGAS	10,555.60 CCF	1,087,227 KBtu	4.606 KBtu/SqFt	\$6,946.57	\$0.658 /CCF	\$0.029 /SqFt
SEWER	283.00 CCF			\$1,072.22	\$3.789 /CCF	\$0.004 /SqFt
WATER	398.00 CCF			\$1,843.77	\$4.633 /CCF	\$0.007 /SqFt
<b>Totals:</b>		<b>1,681,229 KBtu</b>	<b>7.122 KBtu/SqFt</b>	<b>\$29,209.60</b>		

## Energy

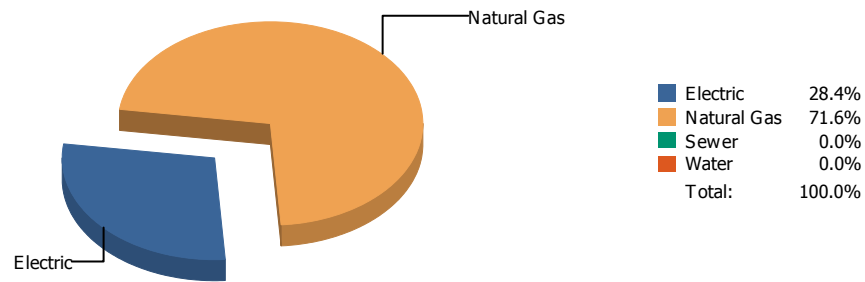


## Cost

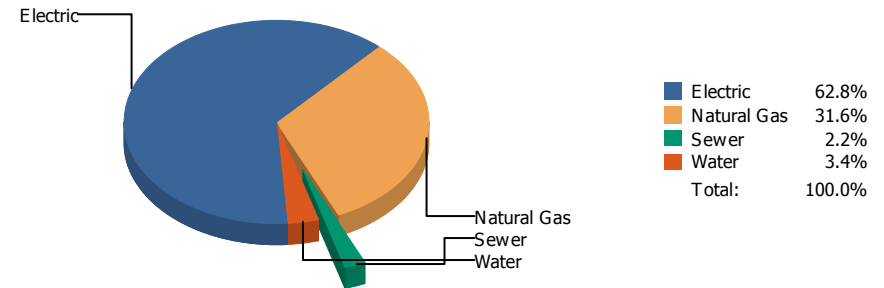


Commodity	Common Use	Energy Use	Energy Use / Area	Total Cost	Cost / Unit	Cost / Area
Place: [FANNIN] FANNIN 116 [BUILDING]						
Area: 73,291 SqFt						
Billing Period: Feb 2018						
ELECTRIC	43,289.00 kWh	147,745 KBtu	2.016 KBtu/SqFt	\$5,037.00	\$0.116 /kWh	\$0.069 /SqFt
NATURALGAS	3,748.00 CCF	386,044 KBtu	5.267 KBtu/SqFt	\$2,618.60	\$0.699 /CCF	\$0.036 /SqFt
SEWER	101.00 CCF			\$456.04	\$4.515 /CCF	\$0.006 /SqFt
WATER	124.00 CCF			\$589.27	\$4.752 /CCF	\$0.008 /SqFt
<b>Totals:</b>		<b>533,789 KBtu</b>	<b>7.283 KBtu/SqFt</b>	<b>\$8,700.91</b>		

## Energy

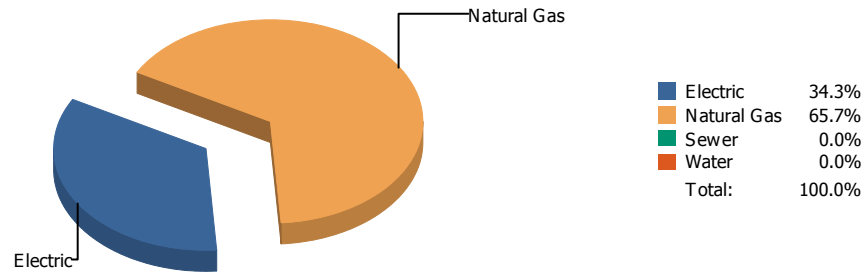


## Cost

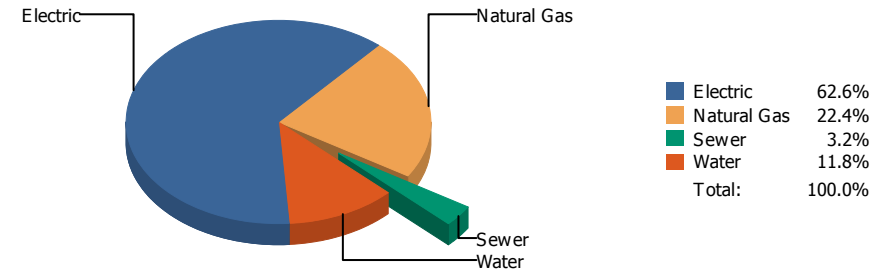


Commodity	Common Use	Energy Use	Energy Use / Area	Total Cost	Cost / Unit	Cost / Area
Place: [FRANKLIN] FRANKLIN HIGH SCHOOL 010 [BUILDING]						
Area: 329,377 SqFt						
Billing Period: Feb 2018						
ELECTRIC	247,040.00 kWh	843,148 KBtu	2.560 KBtu/SqFt	\$25,006.46	\$0.101 /kWh	\$0.076 /SqFt
NATURALGAS	20,642.70 CCF	2,126,198 KBtu	6.455 KBtu/SqFt	\$12,565.85	\$0.609 /CCF	\$0.038 /SqFt
SEWER	330.00 CCF			\$878.14	\$2.661 /CCF	\$0.003 /SqFt
WATER	507.00 CCF			\$1,368.74	\$2.700 /CCF	\$0.004 /SqFt
<b>Totals:</b>		<b>2,969,346 KBtu</b>	<b>9.015 KBtu/SqFt</b>	<b>\$39,819.19</b>		

## Energy

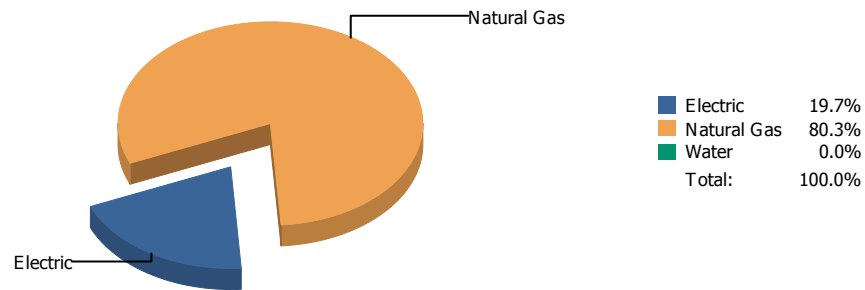


## Cost

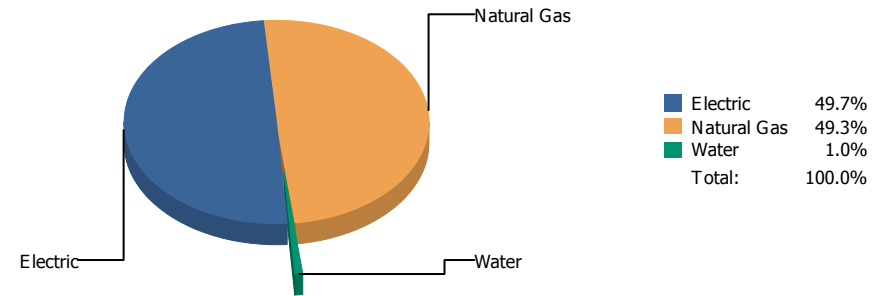


Commodity	Common Use	Energy Use	Energy Use / Area	Total Cost	Cost / Unit	Cost / Area
<b>Place: [FRANKLIN9THGRADECENTER_2] FRANKLIN 9TH GRADE CENTER 053 [BUILDING]</b>						
<b>Area: 193,158 SqFt</b>						
<b>Billing Period: Feb 2018</b>						
ELECTRIC	91,000.00 kWh	310,583 KBtu	1.608 KBtu/SqFt	\$9,981.72	\$0.110 /kWh	\$0.052 /SqFt
NATURALGAS	5,783.00 CCF	595,649 KBtu	3.084 KBtu/SqFt	\$3,580.88	\$0.619 /CCF	\$0.019 /SqFt
SEWER	124.00 CCF			\$513.52	\$4.141 /CCF	\$0.003 /SqFt
WATER	948.00 CCF			\$1,880.09	\$1.983 /CCF	\$0.010 /SqFt
<b>Totals:</b>		<b>906,232 KBtu</b>	<b>4.692 KBtu/SqFt</b>	<b>\$15,956.21</b>		

## Energy



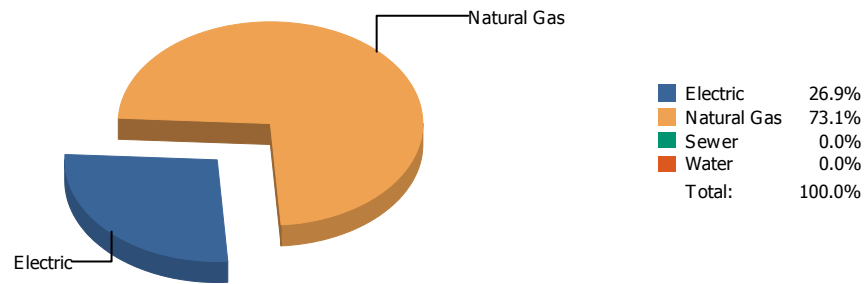
## Cost



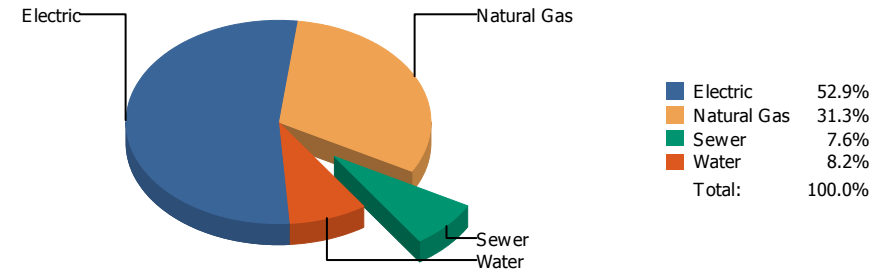
Commodity	Common Use	Energy Use	Energy Use / Area	Total Cost	Cost / Unit	Cost / Area
<b>Place: [GAMBLE] JAMES GAMBLE WAREHOUSE [BUILDING]</b>						
<b>Area: 53,241 SqFt</b>						
<b>Billing Period: Feb 2018</b>						
ELECTRIC	30,200.00 kWh	103,073 KBtu	1.936 KBtu/SqFt	\$2,580.49	\$0.085 /kWh	\$0.048 /SqFt
NATURALGAS	4,075.60 CCF	419,787 KBtu	7.885 KBtu/SqFt	\$2,563.03	\$0.629 /CCF	\$0.048 /SqFt
WATER	0.00 CCF			\$50.44	\$0.000 /CCF	\$0.001 /SqFt
<b>Totals:</b>		<b>522,859 KBtu</b>	<b>9.821 KBtu/SqFt</b>	<b>\$5,193.96</b>		



## Energy

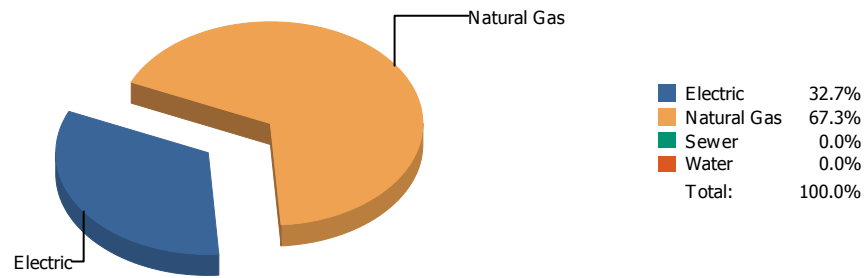


## Cost

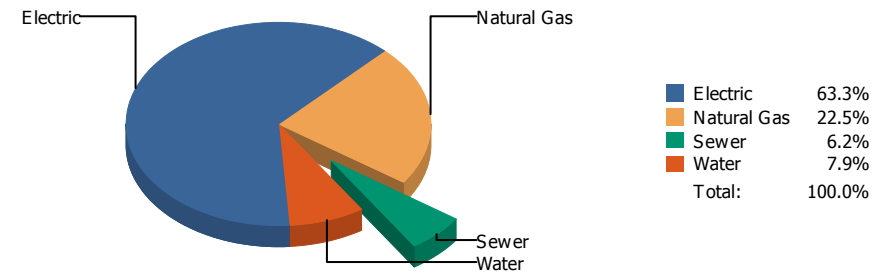


Commodity	Common Use	Energy Use	Energy Use / Area	Total Cost	Cost / Unit	Cost / Area
<b>Place: [GREEN] GREEN ELEMENTARY SCHOOL 162 [BUILDING]</b>						
<b>Area: 88,156 SqFt</b>						
<b>Billing Period: Feb 2018</b>						
ELECTRIC	36,300.00 kWh	123,892 KBtu	1.405 KBtu/SqFt	\$3,744.39	\$0.103 /kWh	\$0.042 /SqFt
NATURALGAS	3,276.00 CCF	337,428 KBtu	3.828 KBtu/SqFt	\$2,215.82	\$0.676 /CCF	\$0.025 /SqFt
SEWER	87.00 CCF			\$534.39	\$6.142 /CCF	\$0.006 /SqFt
WATER	100.00 CCF			\$580.15	\$5.802 /CCF	\$0.006 /SqFt
<b>Totals:</b>		<b>461,320 KBtu</b>	<b>5.233 KBtu/SqFt</b>	<b>\$7,074.75</b>		

## Energy

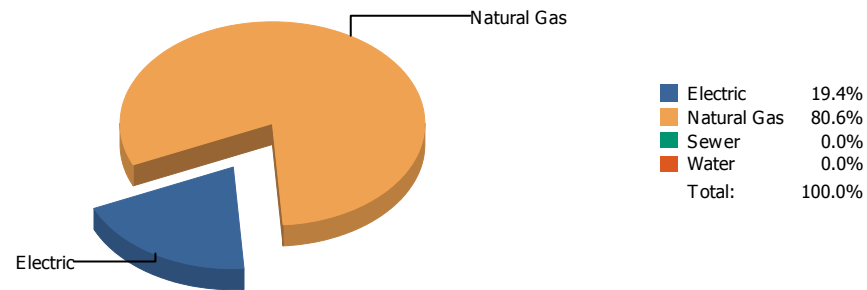


## Cost

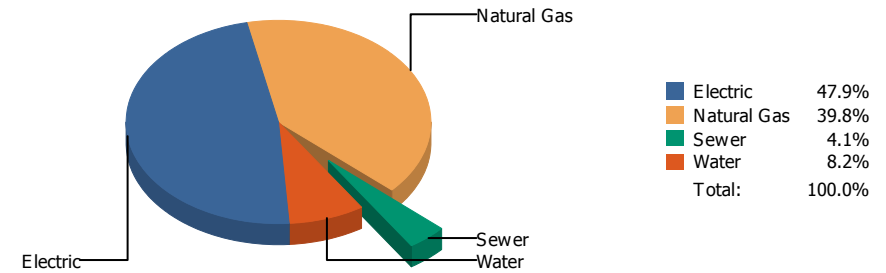


Commodity	Common Use	Energy Use	Energy Use / Area	Total Cost	Cost / Unit	Cost / Area
Place: [GUERRERO] ROSA GUERRERO ELEMENTARY 163 [BUILDING]						
Area: 88,641 SqFt						
Billing Period: Feb 2018						
ELECTRIC	52,420.00 kWh	178,909 KBtu	2.018 KBtu/SqFt	\$6,755.92	\$0.129 /kWh	\$0.076 /SqFt
NATURALGAS	3,577.70 CCF	368,503 KBtu	4.157 KBtu/SqFt	\$2,398.68	\$0.670 /CCF	\$0.027 /SqFt
SEWER	220.00 CCF			\$666.67	\$3.030 /CCF	\$0.007 /SqFt
WATER	338.00 CCF			\$845.85	\$2.503 /CCF	\$0.010 /SqFt
<b>Totals:</b>		<b>547,413 KBtu</b>	<b>6.176 KBtu/SqFt</b>	<b>\$10,667.12</b>		

## Energy

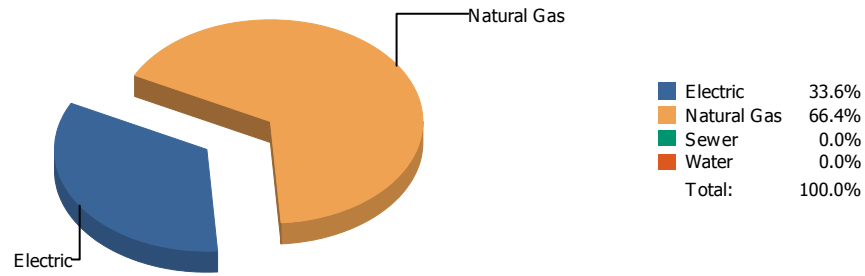


## Cost

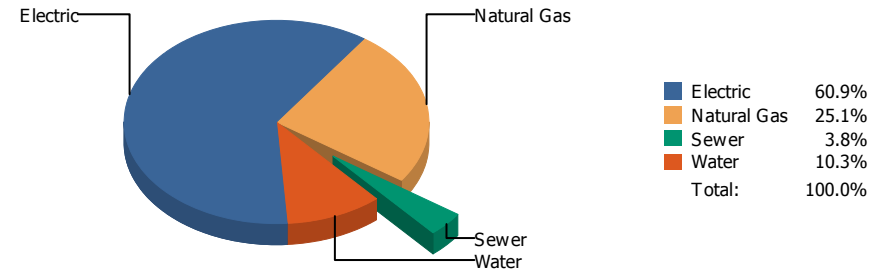


Commodity	Common Use	Energy Use	Energy Use / Area	Total Cost	Cost / Unit	Cost / Area
<b>Place: [GUILLEN] GUILLEN      044 [BUILDING]</b> <b>Area: 223,773 SqFt</b> <b>Billing Period: Feb 2018</b>						
ELECTRIC	82,251.00 kWh	280,723 KBtu	1.254 KBtu/SqFt	\$8,486.32	\$0.103 /kWh	\$0.038 /SqFt
NATURALGAS	11,328.00 CCF	1,166,784 KBtu	5.214 KBtu/SqFt	\$7,065.52	\$0.624 /CCF	\$0.032 /SqFt
SEWER	257.00 CCF			\$732.16	\$2.849 /CCF	\$0.003 /SqFt
WATER	400.00 CCF			\$1,450.85	\$3.627 /CCF	\$0.006 /SqFt
<b>Totals:</b>		<b>1,447,507 KBtu</b>	<b>6.469 KBtu/SqFt</b>	<b>\$17,734.85</b>		

## Energy

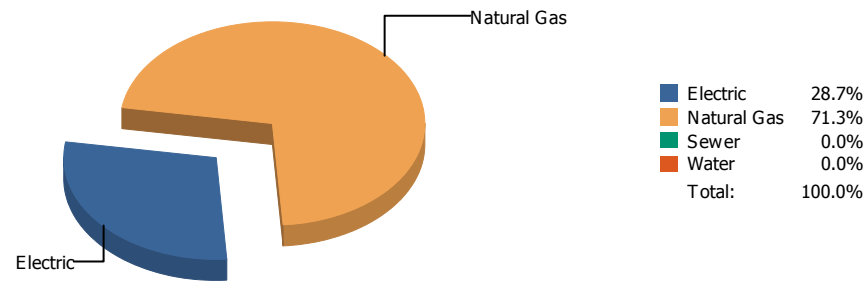


## Cost

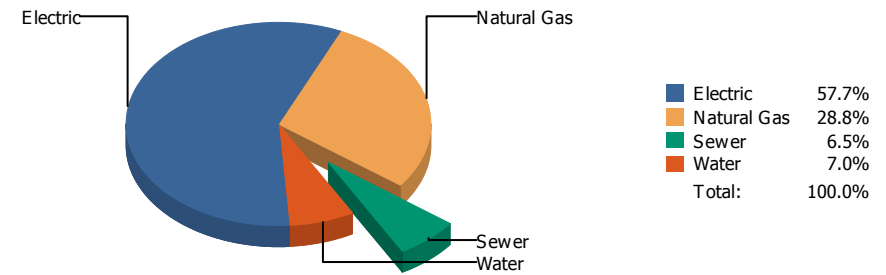


Commodity	Common Use	Energy Use	Energy Use / Area	Total Cost	Cost / Unit	Cost / Area
<b>Place: [HART] HART      118 [BUILDING]</b> <b>Area: 63,357 SqFt</b> <b>Billing Period: Feb 2018</b>						
ELECTRIC	45,840.00 kWh	156,452 KBtu	2.469 KBtu/SqFt	\$4,695.80	\$0.102 /kWh	\$0.074 /SqFt
NATURALGAS	2,998.00 CCF	308,794 KBtu	4.874 KBtu/SqFt	\$1,932.71	\$0.645 /CCF	\$0.031 /SqFt
SEWER	56.00 CCF			\$290.03	\$5.179 /CCF	\$0.005 /SqFt
WATER	152.00 CCF			\$794.31	\$5.226 /CCF	\$0.012 /SqFt
<b>Totals:</b>		<b>465,246 KBtu</b>	<b>7.343 KBtu/SqFt</b>	<b>\$7,712.85</b>		

## Energy



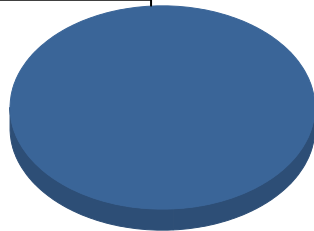
## Cost



Commodity	Common Use	Energy Use	Energy Use / Area	Total Cost	Cost / Unit	Cost / Area
<b>Place: [HAWKINS] HAWKINS      119 [BUILDING]</b> <b>Area: 57,207 SqFt</b> <b>Billing Period: Feb 2018</b>						
ELECTRIC	32,210.00 kWh	109,933 KBtu	1.922 KBtu/SqFt	\$3,464.26	\$0.108 /kWh	\$0.060 /SqFt
NATURALGAS	2,655.00 CCF	273,465 KBtu	4.780 KBtu/SqFt	\$1,726.80	\$0.650 /CCF	\$0.030 /SqFt
SEWER	124.00 CCF			\$392.20	\$3.163 /CCF	\$0.007 /SqFt
WATER	100.00 CCF			\$420.36	\$4.204 /CCF	\$0.007 /SqFt
<b>Totals:</b>		<b>383,398 KBtu</b>	<b>6.702 KBtu/SqFt</b>	<b>\$6,003.62</b>		

## Energy

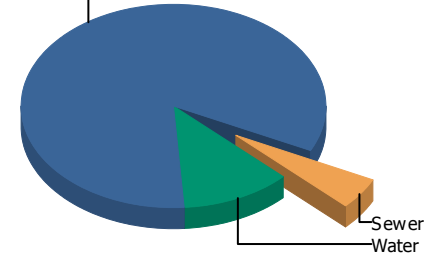
Electric



■ Electric 100.0%  
 ■ Sewer 0.0%  
 ■ Water 0.0%  
 Total: 100.0%

## Cost

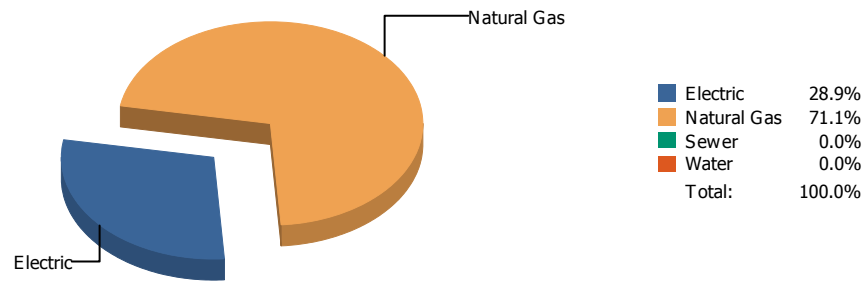
Electric



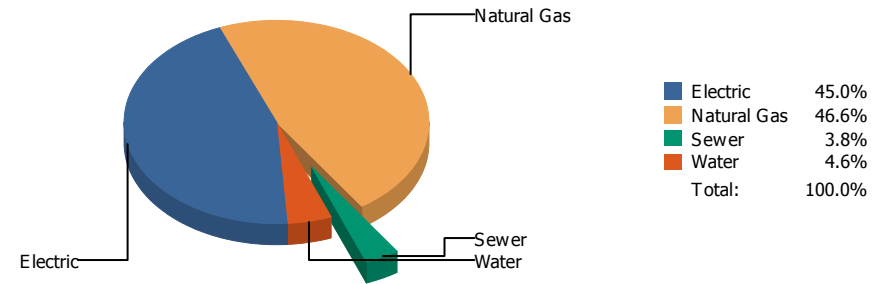
■ Electric 83.4%  
 ■ Sewer 5.0%  
 ■ Water 11.6%  
 Total: 100.0%

Commodity	Common Use	Energy Use	Energy Use / Area	Total Cost	Cost / Unit	Cost / Area
Place: [HENDERSO] HENDERSON 041 [BUILDING]						
Area: 145,254 SqFt						
Billing Period: Feb 2018						
ELECTRIC	49,715.00 kWh	169,677 KBtu	1.168 KBtu/SqFt	\$5,505.82	\$0.111 /kWh	\$0.038 /SqFt
SEWER	139.00 CCF			\$332.39	\$2.391 /CCF	\$0.002 /SqFt
WATER	163.00 CCF			\$766.71	\$4.704 /CCF	\$0.005 /SqFt
<b>Totals:</b>		<b>169,677 KBtu</b>	<b>1.168 KBtu/SqFt</b>	<b>\$6,604.92</b>		

## Energy

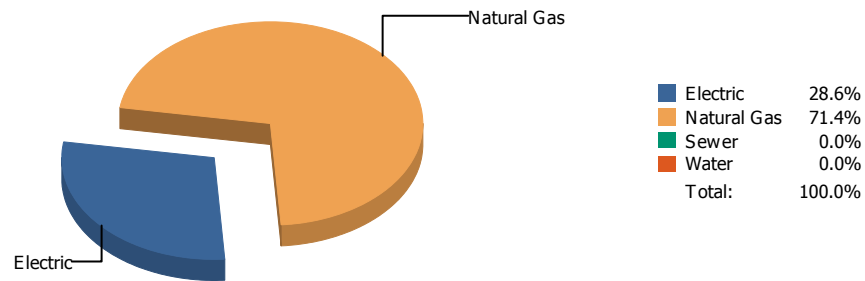


## Cost

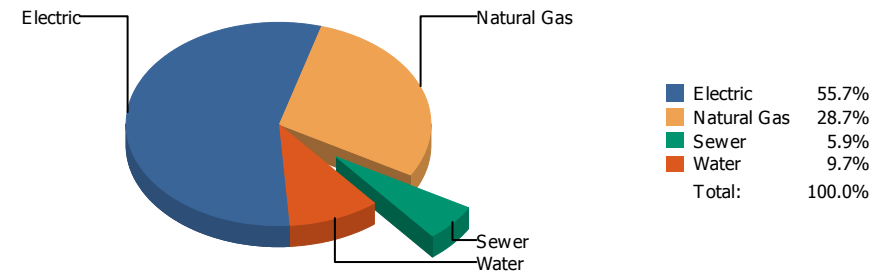


Commodity	Common Use	Energy Use	Energy Use / Area	Total Cost	Cost / Unit	Cost / Area
Place: [HERCULES] HERCULES COTTAGES 141A [BUILDING]						
Area: 10,160 SqFt						
Billing Period: Feb 2018						
ELECTRIC	5,676.00 kWh	19,372 KBtu	1.907 KBtu/SqFt	\$866.69	\$0.153 /kWh	\$0.085 /SqFt
NATURALGAS	462.00 CCF	47,586 KBtu	4.684 KBtu/SqFt	\$898.16	\$1.944 /CCF	\$0.088 /SqFt
SEWER	18.00 CCF			\$73.92	\$4.107 /CCF	\$0.007 /SqFt
WATER	25.00 CCF			\$89.30	\$3.572 /CCF	\$0.009 /SqFt
<b>Totals:</b>		<b>66,958 KBtu</b>	<b>6.590 KBtu/SqFt</b>	<b>\$1,928.07</b>		

## Energy



## Cost

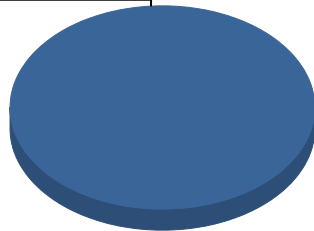


Commodity	Common Use	Energy Use	Energy Use / Area	Total Cost	Cost / Unit	Cost / Area
Place: [HERRERA_1] HERRERA ELEMENTARY 174 [BUILDING]						
Area: 86,275 SqFt						
Billing Period: Feb 2018						
ELECTRIC	50,200.00 kWh	171,333 KBtu	1.986 KBtu/SqFt	\$5,054.82	\$0.101 /kWh	\$0.059 /SqFt
NATURALGAS	4,145.00 CCF	426,935 KBtu	4.949 KBtu/SqFt	\$2,604.39	\$0.628 /CCF	\$0.030 /SqFt
SEWER	139.00 CCF			\$540.07	\$3.885 /CCF	\$0.006 /SqFt
WATER	183.00 CCF			\$878.79	\$4.802 /CCF	\$0.010 /SqFt
<b>Totals:</b>		<b>598,268 KBtu</b>	<b>6.934 KBtu/SqFt</b>	<b>\$9,078.07</b>		



## Energy

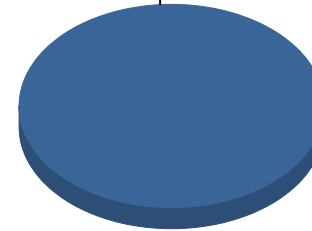
Electric



■ Electric 100.0%  
Total: 100.0%

## Cost

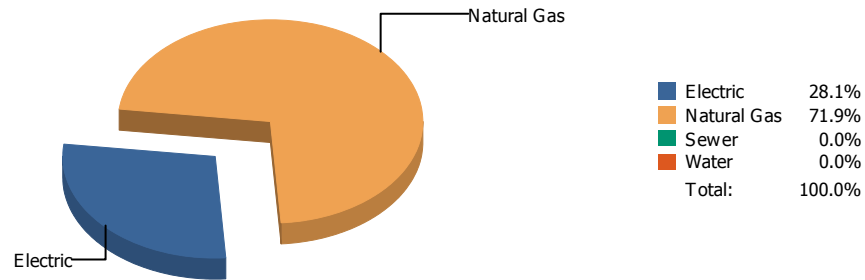
Electric



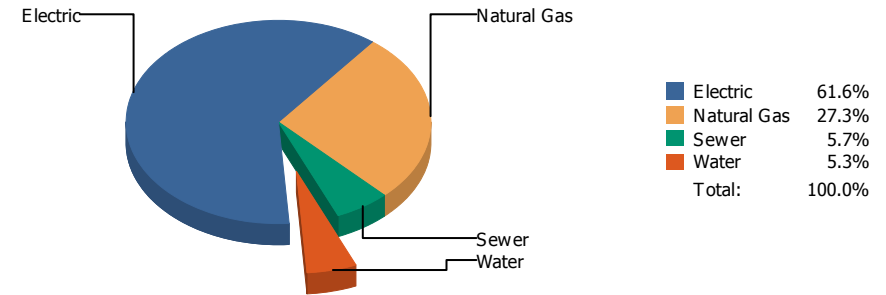
■ Electric 100.0%  
Total: 100.0%

Commodity	Common Use	Energy Use	Energy Use / Area	Total Cost	Cost / Unit	Cost / Area
Place: [HIGHLAND] HIGHLAND/ANNEX 120 [BUILDING]						
Area: 33,705 SqFt						
Billing Period: Feb 2018						
ELECTRIC	24,440.00 kWh	83,414 KBtu	2.475 KBtu/SqFt	\$3,036.75	\$0.124 /kWh	\$0.090 /SqFt
<b>Totals:</b>		<b>83,414 KBtu</b>	<b>2.475 KBtu/SqFt</b>	<b>\$3,036.75</b>		

## Energy

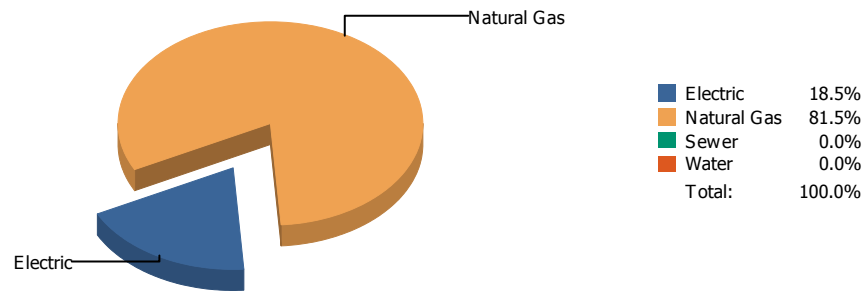


## Cost

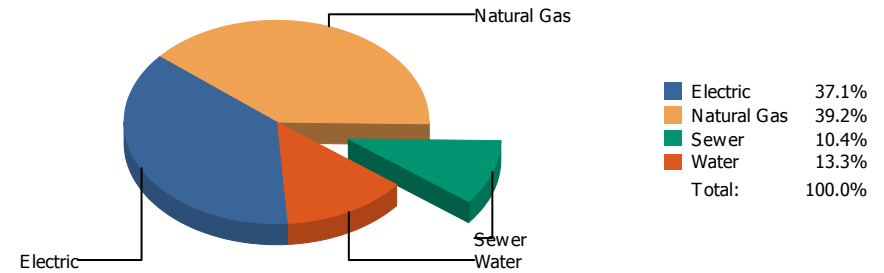


Commodity	Common Use	Energy Use	Energy Use / Area	Total Cost	Cost / Unit	Cost / Area
<b>Place: [HILLSIDE] HILLSIDE 121 [BUILDING]</b> <b>Area: 80,656 SqFt</b> <b>Billing Period: Feb 2018</b>						
ELECTRIC	45,829.00 kWh	156,414 KBtu	1.939 KBtu/SqFt	\$6,162.26	\$0.134 /kWh	\$0.076 /SqFt
NATURALGAS	3,894.50 CCF	401,134 KBtu	4.973 KBtu/SqFt	\$2,728.94	\$0.701 /CCF	\$0.034 /SqFt
SEWER	168.00 CCF			\$574.63	\$3.420 /CCF	\$0.007 /SqFt
WATER	116.00 CCF			\$530.74	\$4.575 /CCF	\$0.007 /SqFt
<b>Totals:</b>		<b>557,548 KBtu</b>	<b>6.913 KBtu/SqFt</b>	<b>\$9,996.57</b>		

## Energy

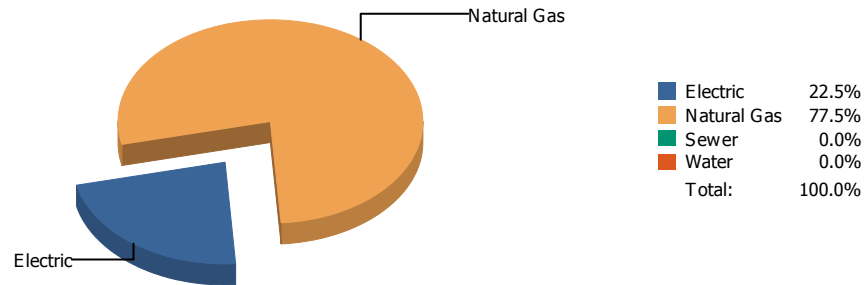


## Cost

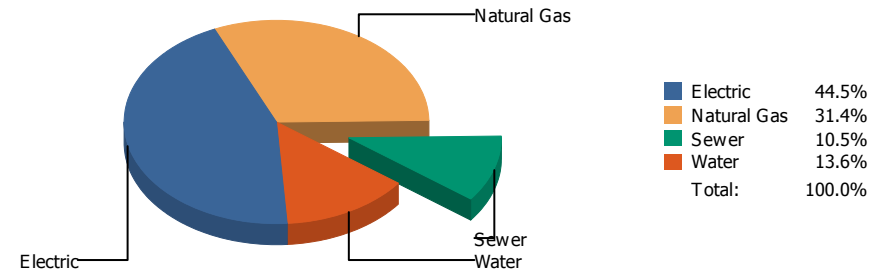


Commodity	Common Use	Energy Use	Energy Use / Area	Total Cost	Cost / Unit	Cost / Area
<b>Place: [HOUSTON] HOUSTON      122 [BUILDING]</b> <b>Area: 84,178 SqFt</b> <b>Billing Period: Feb 2018</b>						
ELECTRIC	21,400.00 kWh	73,038 KBtu	0.868 KBtu/SqFt	\$2,134.35	\$0.100 /kWh	\$0.025 /SqFt
NATURALGAS	3,127.00 CCF	322,081 KBtu	3.826 KBtu/SqFt	\$2,253.38	\$0.721 /CCF	\$0.027 /SqFt
SEWER	172.00 CCF			\$595.73	\$3.464 /CCF	\$0.007 /SqFt
WATER	176.00 CCF			\$764.48	\$4.344 /CCF	\$0.009 /SqFt
<b>Totals:</b>		<b>395,119 KBtu</b>	<b>4.694 KBtu/SqFt</b>	<b>\$5,747.94</b>		

## Energy

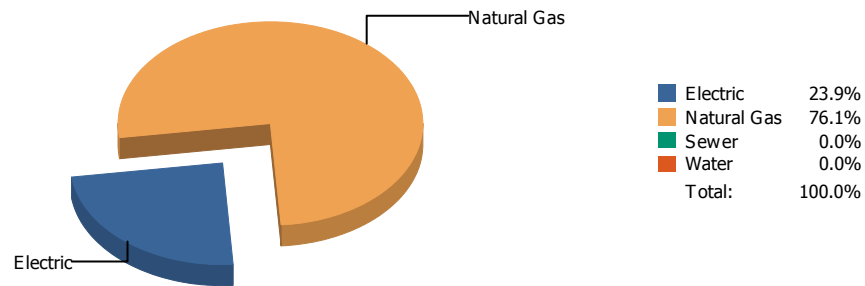


## Cost

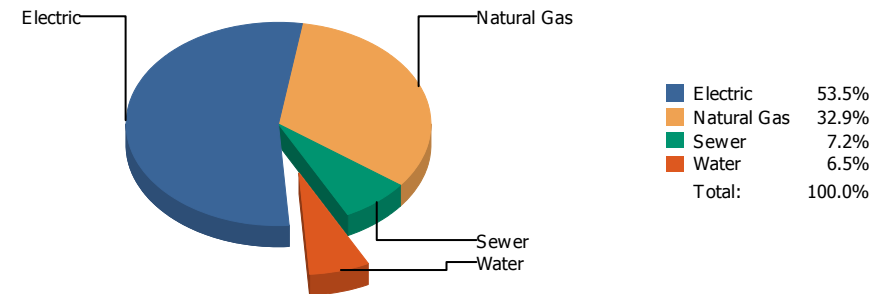


Commodity	Common Use	Energy Use	Energy Use / Area	Total Cost	Cost / Unit	Cost / Area
Place: [HUGHEY] HUGHEY 123 [BUILDING]						
Area: 74,815 SqFt						
Billing Period: Feb 2018						
ELECTRIC	34,314.00 kWh	117,114 KBtu	1.565 KBtu/SqFt	\$3,878.06	\$0.113 /kWh	\$0.052 /SqFt
NATURALGAS	3,906.00 CCF	402,318 KBtu	5.378 KBtu/SqFt	\$2,738.74	\$0.701 /CCF	\$0.036 /SqFt
SEWER	314.00 CCF			\$919.41	\$2.928 /CCF	\$0.012 /SqFt
WATER	379.00 CCF			\$1,184.39	\$3.125 /CCF	\$0.016 /SqFt
<b>Totals:</b>		<b>519,432 KBtu</b>	<b>6.943 KBtu/SqFt</b>	<b>\$8,720.60</b>		

## Energy

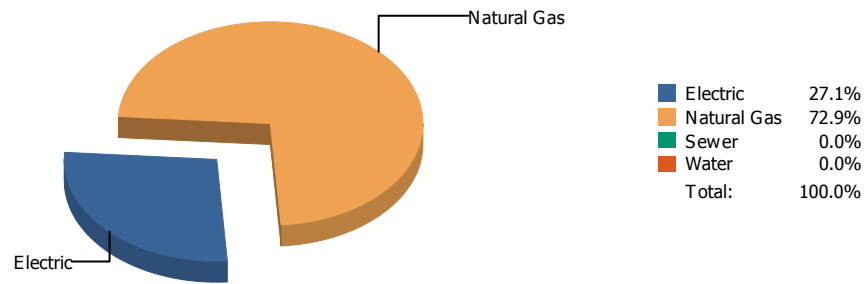


## Cost

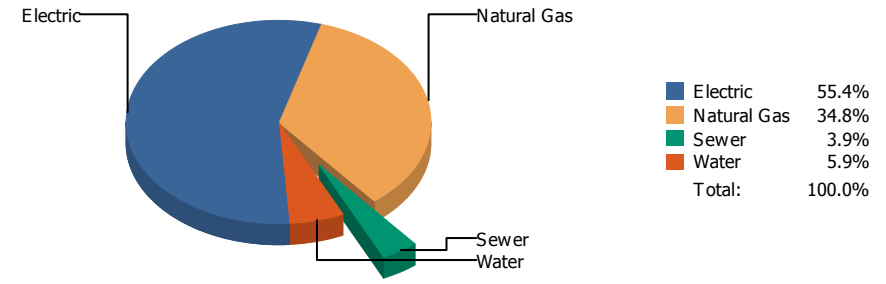


Commodity	Common Use	Energy Use	Energy Use / Area	Total Cost	Cost / Unit	Cost / Area
<b>Place: [IRVIN] IRVIN      008 [BUILDING]</b> <b>Area: 303,804 SqFt</b> <b>Billing Period: Feb 2018</b>						
ELECTRIC	119,475.00 kWh	407,768 KBtu	1.342 KBtu/SqFt	\$12,674.87	\$0.106 /kWh	\$0.041 /SqFt
NATURALGAS	12,630.00 CCF	1,300,890 KBtu	4.282 KBtu/SqFt	\$7,785.38	\$0.616 /CCF	\$0.026 /SqFt
SEWER	855.00 CCF			\$1,704.26	\$1.993 /CCF	\$0.006 /SqFt
WATER	668.00 CCF			\$1,529.21	\$2.289 /CCF	\$0.005 /SqFt
<b>Totals:</b>		<b>1,708,658 KBtu</b>	<b>5.624 KBtu/SqFt</b>	<b>\$23,693.72</b>		

## Energy

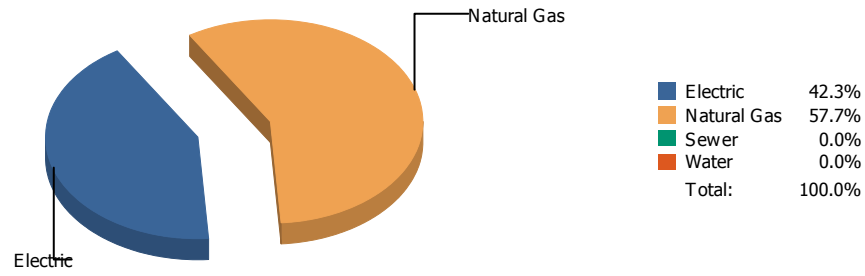


## Cost

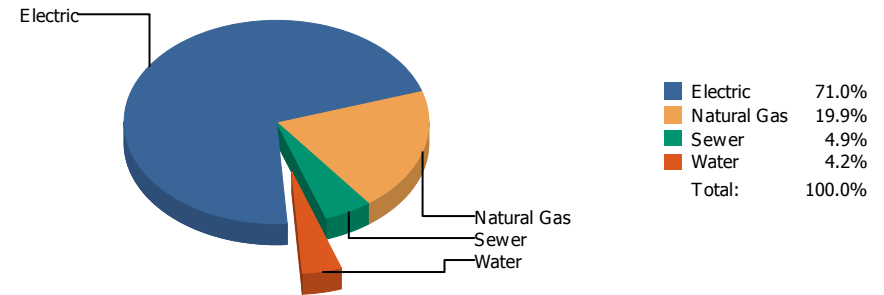


Commodity	Common Use	Energy Use	Energy Use / Area	Total Cost	Cost / Unit	Cost / Area
Place: [JEFFERSN] JEFFERSON 009 [BUILDING]						
Area: 257,708 SqFt						
Billing Period: Feb 2018						
ELECTRIC	124,652.00 kWh	425,437 KBtu	1.651 KBtu/SqFt	\$12,280.93	\$0.099 /kWh	\$0.047 /SqFt
NATURALGAS	11,086.00 CCF	1,141,858 KBtu	4.431 KBtu/SqFt	\$7,703.73	\$0.695 /CCF	\$0.030 /SqFt
SEWER	213.00 CCF			\$855.08	\$4.014 /CCF	\$0.003 /SqFt
WATER	336.00 CCF			\$1,310.01	\$3.899 /CCF	\$0.005 /SqFt
<b>Totals:</b>		<b>1,567,295 KBtu</b>	<b>6.082 KBtu/SqFt</b>	<b>\$22,149.75</b>		

## Energy

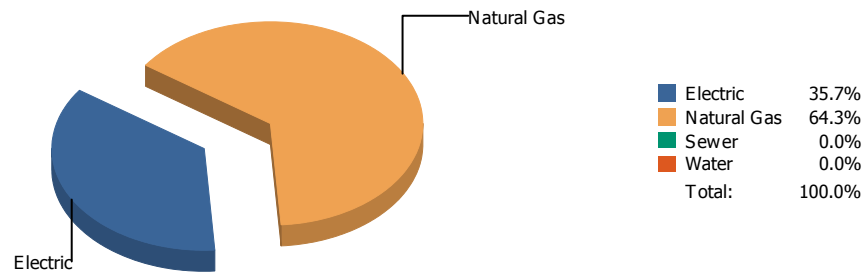


## Cost

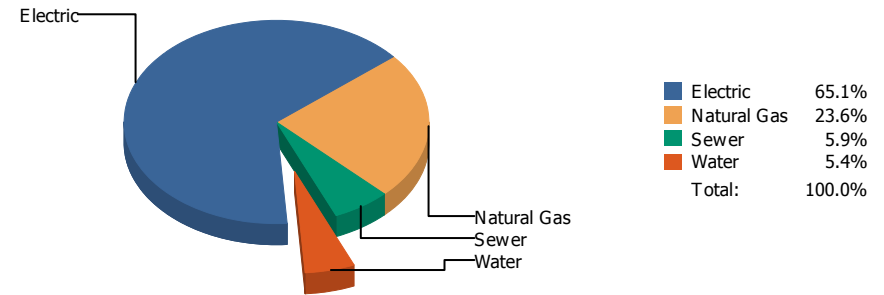


Commodity	Common Use	Energy Use	Energy Use / Area	Total Cost	Cost / Unit	Cost / Area
<b>Place: [JOHNSON] L.B. JOHNSON      155 [BUILDING]</b> <b>Area: 87,993 SqFt</b> <b>Billing Period: Feb 2018</b>						
ELECTRIC	63,150.00 kWh	215,531 KBtu	2.449 KBtu/SqFt	\$7,020.77	\$0.111 /kWh	\$0.080 /SqFt
NATURALGAS	2,858.00 CCF	294,374 KBtu	3.345 KBtu/SqFt	\$1,965.80	\$0.688 /CCF	\$0.022 /SqFt
SEWER	167.00 CCF			\$486.50	\$2.913 /CCF	\$0.006 /SqFt
WATER	108.00 CCF			\$414.81	\$3.841 /CCF	\$0.005 /SqFt
<b>Totals:</b>		<b>509,905 KBtu</b>	<b>5.795 KBtu/SqFt</b>	<b>\$9,887.88</b>		

## Energy



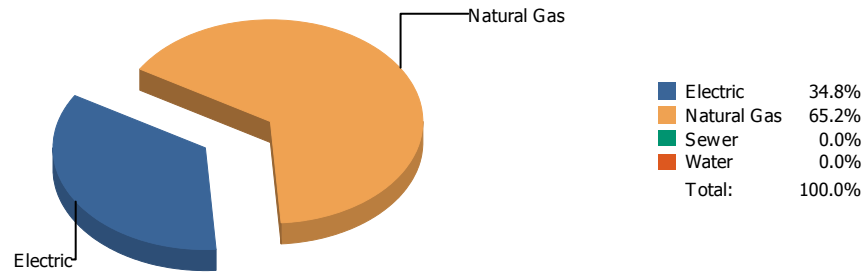
## Cost



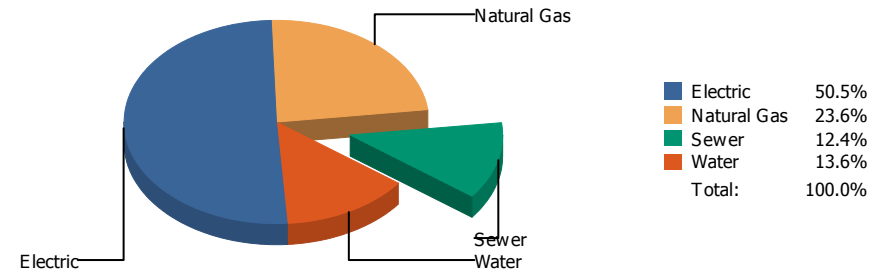
Commodity	Common Use	Energy Use	Energy Use / Area	Total Cost	Cost / Unit	Cost / Area
<b>Place: [KOHLBERG] KOHLBERG ELEMENTARY [BUILDING]</b>						
<b>Area: 99,884 SqFt</b>						
<b>Billing Period: Feb 2018</b>						
ELECTRIC	68,940.00 kWh	235,292 KBtu	2.356 KBtu/SqFt	\$7,491.99	\$0.109 /kWh	\$0.075 /SqFt
NATURALGAS	4,106.00 CCF	422,918 KBtu	4.234 KBtu/SqFt	\$2,714.43	\$0.661 /CCF	\$0.027 /SqFt
SEWER	240.00 CCF			\$684.35	\$2.851 /CCF	\$0.007 /SqFt
WATER	161.00 CCF			\$617.46	\$3.835 /CCF	\$0.006 /SqFt
<b>Totals:</b>		<b>658,210 KBtu</b>	<b>6.590 KBtu/SqFt</b>	<b>\$11,508.23</b>		



## Energy

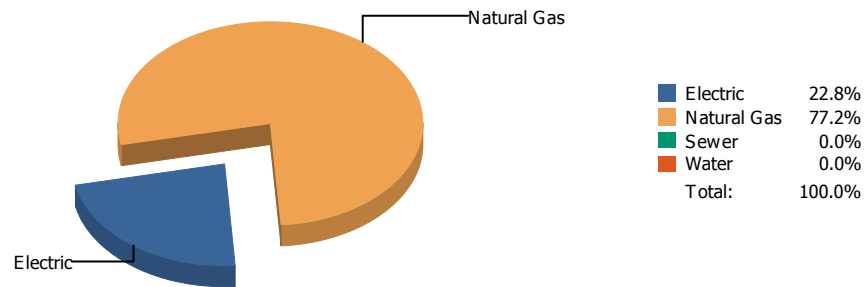


## Cost

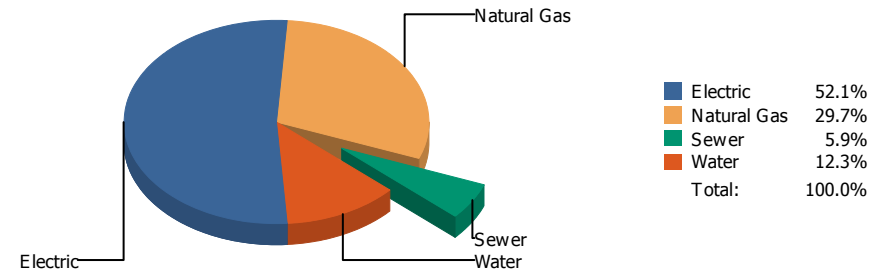


Commodity	Common Use	Energy Use	Energy Use / Area	Total Cost	Cost / Unit	Cost / Area
<b>Place: [LAMAR] LAMAR      125 [BUILDING]</b> <b>Area: 76,252 SqFt</b> <b>Billing Period: Feb 2018</b>						
ELECTRIC	33,900.00 kWh	115,701 KBtu	1.517 KBtu/SqFt	\$3,516.44	\$0.104 /kWh	\$0.046 /SqFt
NATURALGAS	2,105.00 CCF	216,815 KBtu	2.843 KBtu/SqFt	\$1,641.26	\$0.780 /CCF	\$0.021 /SqFt
SEWER	222.00 CCF			\$861.12	\$3.879 /CCF	\$0.011 /SqFt
WATER	264.00 CCF			\$946.48	\$3.585 /CCF	\$0.012 /SqFt
<b>Totals:</b>		<b>332,516 KBtu</b>	<b>4.361 KBtu/SqFt</b>	<b>\$6,965.30</b>		

## Energy

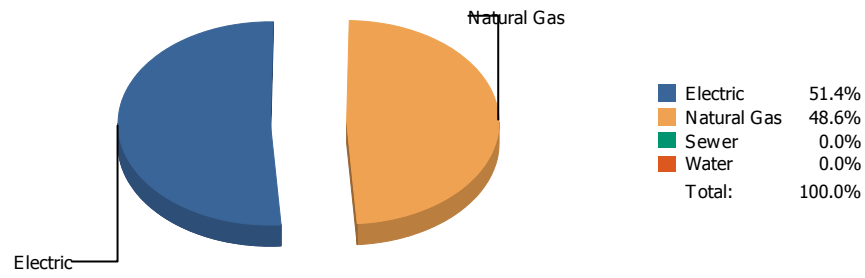


## Cost

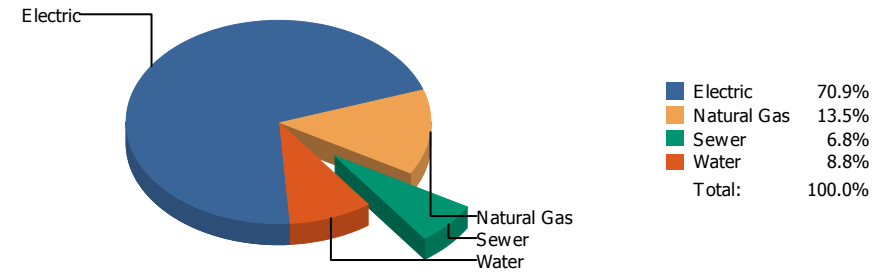


Commodity	Common Use	Energy Use	Energy Use / Area	Total Cost	Cost / Unit	Cost / Area
<b>Place: [LEE] LEE 150 [BUILDING]</b> <b>Area: 78,368 SqFt</b> <b>Billing Period: Feb 2018</b>						
ELECTRIC	34,690.00 kWh	118,397 KBtu	1.511 KBtu/SqFt	\$4,311.30	\$0.124 /kWh	\$0.055 /SqFt
NATURALGAS	3,895.00 CCF	401,185 KBtu	5.119 KBtu/SqFt	\$2,455.34	\$0.630 /CCF	\$0.031 /SqFt
SEWER	69.00 CCF			\$484.81	\$7.026 /CCF	\$0.006 /SqFt
WATER	151.00 CCF			\$1,018.14	\$6.743 /CCF	\$0.013 /SqFt
<b>Totals:</b>		<b>519,582 KBtu</b>	<b>6.630 KBtu/SqFt</b>	<b>\$8,269.59</b>		

## Energy

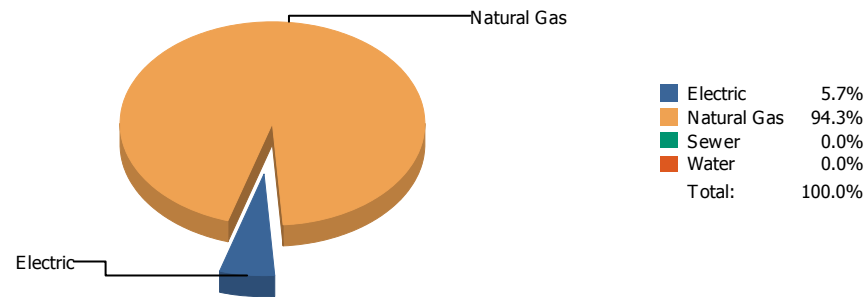


## Cost

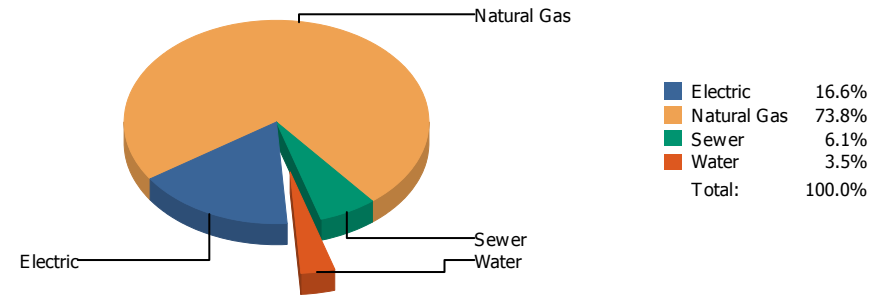


Commodity	Common Use	Energy Use	Energy Use / Area	Total Cost	Cost / Unit	Cost / Area
Place: [LINCOLN] LINCOLN 051 [BUILDING]						
Area: 163,678 SqFt						
Billing Period: Feb 2018						
ELECTRIC	104,900.00 kWh	358,024 KBtu	2.187 KBtu/SqFt	\$10,999.28	\$0.105 /kWh	\$0.067 /SqFt
NATURALGAS	3,282.00 CCF	338,046 KBtu	2.065 KBtu/SqFt	\$2,089.90	\$0.637 /CCF	\$0.013 /SqFt
SEWER	487.00 CCF			\$1,052.90	\$2.162 /CCF	\$0.006 /SqFt
WATER	587.00 CCF			\$1,368.02	\$2.331 /CCF	\$0.008 /SqFt
<b>Totals:</b>		<b>696,070 KBtu</b>	<b>4.253 KBtu/SqFt</b>	<b>\$15,510.10</b>		

## Energy

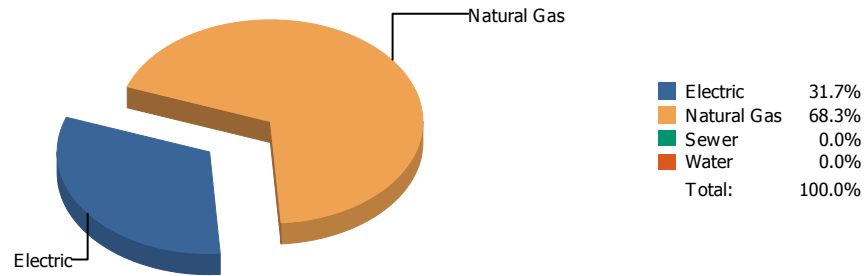


## Cost

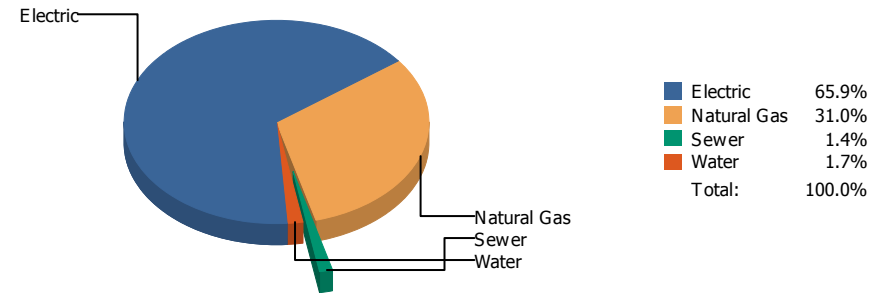


Commodity	Common Use	Energy Use	Energy Use / Area	Total Cost	Cost / Unit	Cost / Area
Place: [LIVE MAT] LIVE MATERIAL CENTER 929 [BUILDING]						
Area: 2,483 SqFt						
Billing Period: Feb 2018						
ELECTRIC	339.00 kWh	1,157 KBtu	0.466 KBtu/SqFt	\$80.87	\$0.239 /kWh	\$0.033 /SqFt
NATURALGAS	185.00 CCF	19,055 KBtu	7.674 KBtu/SqFt	\$360.08	\$1.946 /CCF	\$0.145 /SqFt
SEWER	1.00 CCF			\$29.81	\$29.810 /CCF	\$0.012 /SqFt
WATER	2.00 CCF			\$17.24	\$8.620 /CCF	\$0.007 /SqFt
<b>Totals:</b>		<b>20,212 KBtu</b>	<b>8.140 KBtu/SqFt</b>	<b>\$488.00</b>		

## Energy

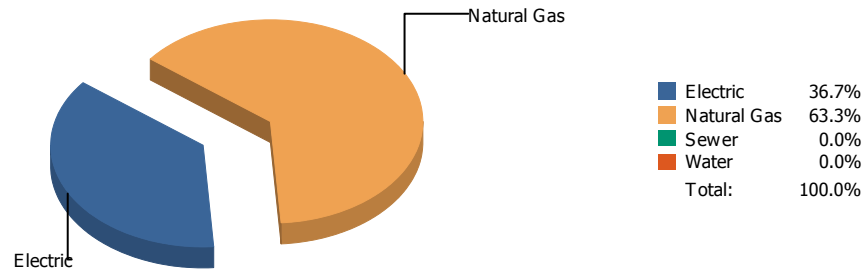


## Cost

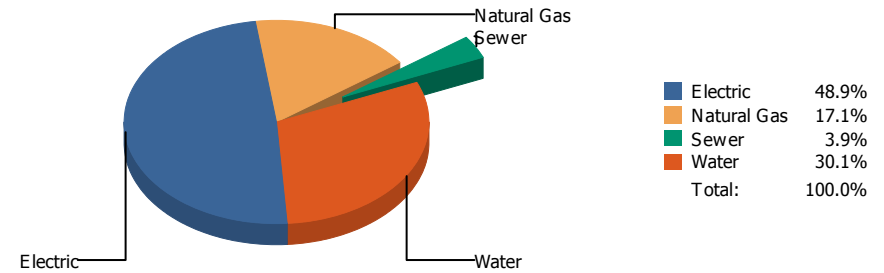


Commodity	Common Use	Energy Use	Energy Use / Area	Total Cost	Cost / Unit	Cost / Area
<b>Place: [LOGAN] LOGAN      128 [BUILDING]</b> <b>Area: 72,248 SqFt</b> <b>Billing Period: Feb 2018</b>						
ELECTRIC	45,600.00 kWh	155,633 KBtu	2.154 KBtu/SqFt	\$4,415.04	\$0.097 /kWh	\$0.061 /SqFt
NATURALGAS	3,256.00 CCF	335,368 KBtu	4.642 KBtu/SqFt	\$2,074.38	\$0.637 /CCF	\$0.029 /SqFt
SEWER	3.00 CCF			\$91.67	\$30.557 /CCF	\$0.001 /SqFt
WATER	7.00 CCF			\$113.94	\$16.277 /CCF	\$0.002 /SqFt
<b>Totals:</b>		<b>491,001 KBtu</b>	<b>6.796 KBtu/SqFt</b>	<b>\$6,695.03</b>		

## Energy

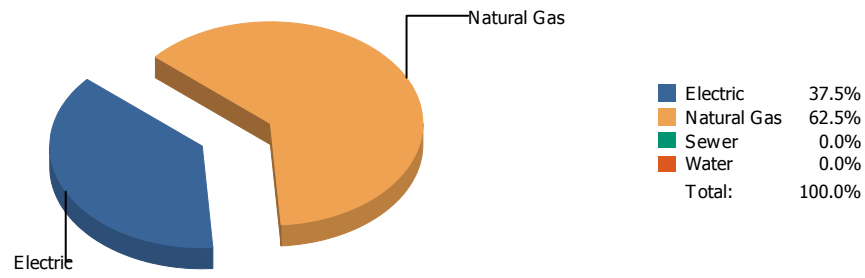


## Cost

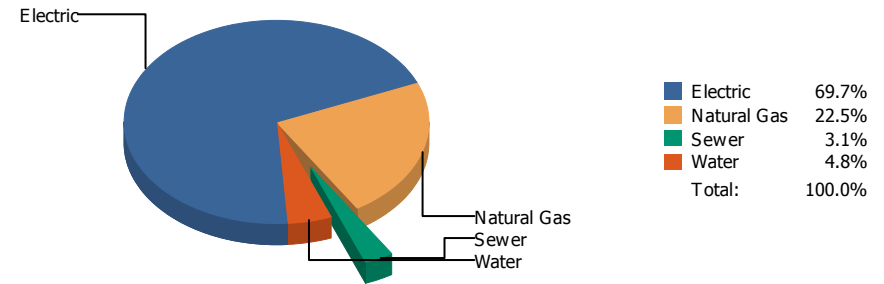


Commodity	Common Use	Energy Use	Energy Use / Area	Total Cost	Cost / Unit	Cost / Area
Place: [LUNDY_2] LUNDY 177 [BUILDING]						
Area: 112,731 SqFt						
Billing Period: Feb 2018						
ELECTRIC	58,000.00 kWh	197,954 KBtu	1.756 KBtu/SqFt	\$6,406.33	\$0.110 /kWh	\$0.057 /SqFt
NATURALGAS	3,311.00 CCF	341,033 KBtu	3.025 KBtu/SqFt	\$2,237.53	\$0.676 /CCF	\$0.020 /SqFt
SEWER	121.00 CCF			\$508.21	\$4.200 /CCF	\$0.005 /SqFt
WATER	847.00 CCF			\$3,948.27	\$4.661 /CCF	\$0.035 /SqFt
<b>Totals:</b>		<b>538,987 KBtu</b>	<b>4.781 KBtu/SqFt</b>	<b>\$13,100.34</b>		

## Energy

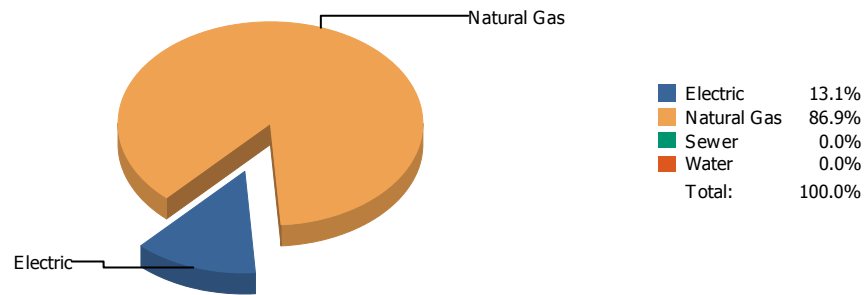


## Cost

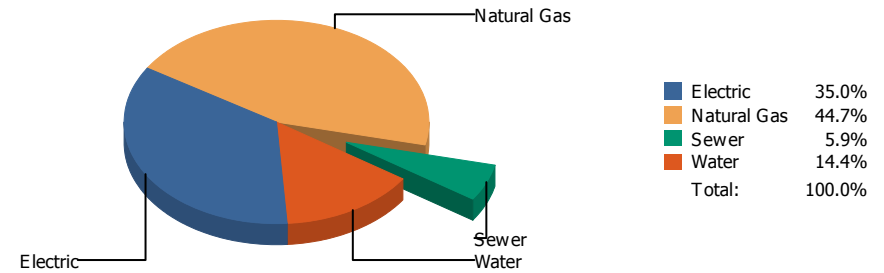


Commodity	Common Use	Energy Use	Energy Use / Area	Total Cost	Cost / Unit	Cost / Area
Place: [MAC] MACARTHUR 129 [BUILDING]						
Area: 143,341 SqFt						
Billing Period: Feb 2018						
ELECTRIC	86,680.00 kWh	295,839 KBtu	2.064 KBtu/SqFt	\$9,306.92	\$0.107 /kWh	\$0.065 /SqFt
NATURALGAS	4,777.00 CCF	492,031 KBtu	3.433 KBtu/SqFt	\$3,000.41	\$0.628 /CCF	\$0.021 /SqFt
SEWER	123.00 CCF			\$408.62	\$3.322 /CCF	\$0.003 /SqFt
WATER	162.00 CCF			\$644.20	\$3.977 /CCF	\$0.004 /SqFt
<b>Totals:</b>		<b>787,870 KBtu</b>	<b>5.496 KBtu/SqFt</b>	<b>\$13,360.15</b>		

## Energy



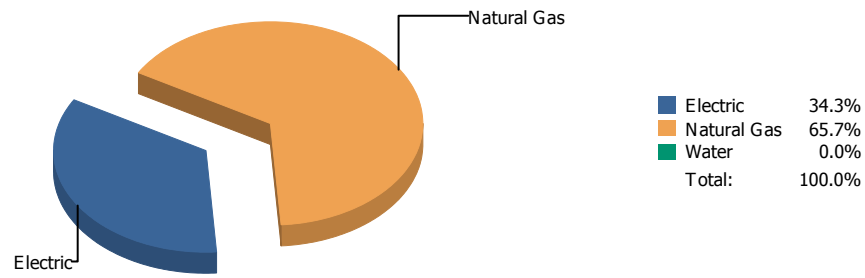
## Cost



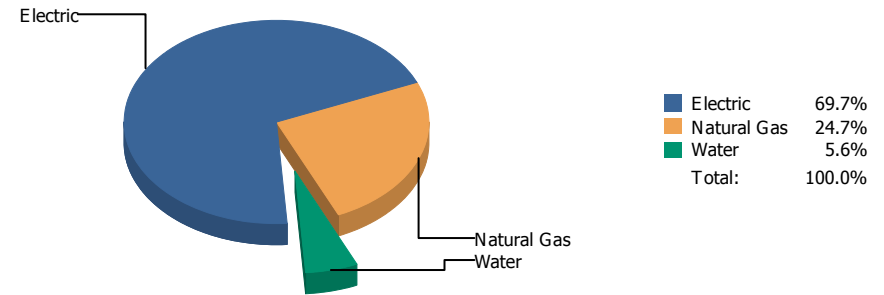
Commodity	Common Use	Energy Use	Energy Use / Area	Total Cost	Cost / Unit	Cost / Area
Place: [MAGOFFIN] MAGOFFIN 047 [BUILDING]						
Area: 76,378 SqFt						
Billing Period: Feb 2018						
ELECTRIC	22,100.00 kWh	75,427 KBtu	0.988 KBtu/SqFt	\$2,371.55	\$0.107 /kWh	\$0.031 /SqFt
NATURALGAS	4,847.60 CCF	499,303 KBtu	6.537 KBtu/SqFt	\$3,023.27	\$0.624 /CCF	\$0.040 /SqFt
SEWER	59.00 CCF			\$398.47	\$6.754 /CCF	\$0.005 /SqFt
WATER	153.00 CCF			\$975.21	\$6.374 /CCF	\$0.013 /SqFt
<b>Totals:</b>		<b>574,730 KBtu</b>	<b>7.525 KBtu/SqFt</b>	<b>\$6,768.50</b>		



## Energy

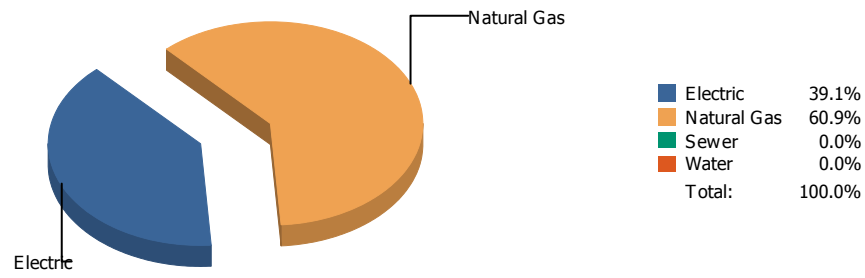


## Cost

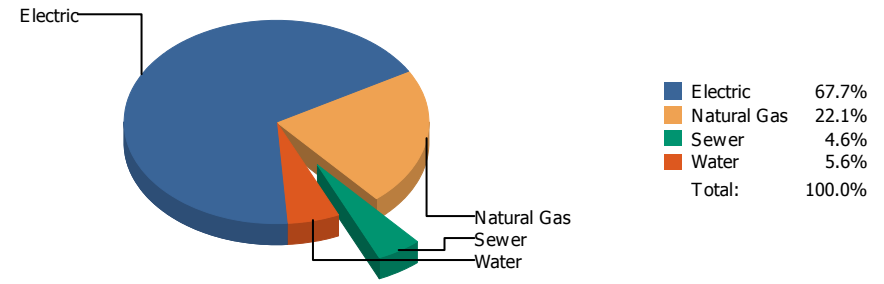


Commodity	Common Use	Energy Use	Energy Use / Area	Total Cost	Cost / Unit	Cost / Area
<b>Place: [MAGOFFINNEWMIDDLESCHOOL] MAGOFFIN NEW MIDDLE SCHOOL [BUILDING]</b>						
<b>Area: 116,136 SqFt</b>						
<b>Billing Period: Feb 2018</b>						
ELECTRIC	92,600.00 kWh	316,044 KBtu	2.721 KBtu/SqFt	\$10,246.60	\$0.111 /kWh	\$0.088 /SqFt
NATURALGAS	5,871.00 CCF	604,713 KBtu	5.207 KBtu/SqFt	\$3,633.37	\$0.619 /CCF	\$0.031 /SqFt
WATER	101.00 CCF			\$817.37	\$8.093 /CCF	\$0.007 /SqFt
<b>Totals:</b>		<b>920,757 KBtu</b>	<b>7.928 KBtu/SqFt</b>	<b>\$14,697.34</b>		

## Energy

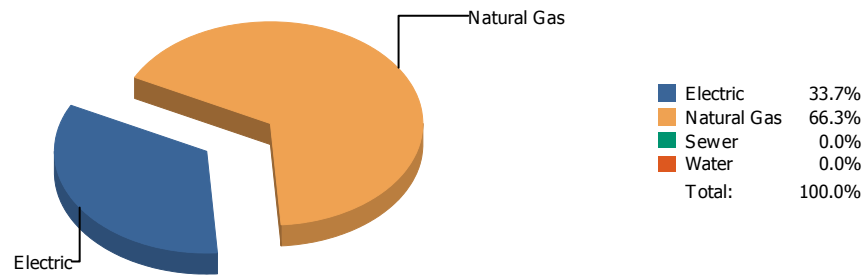


## Cost

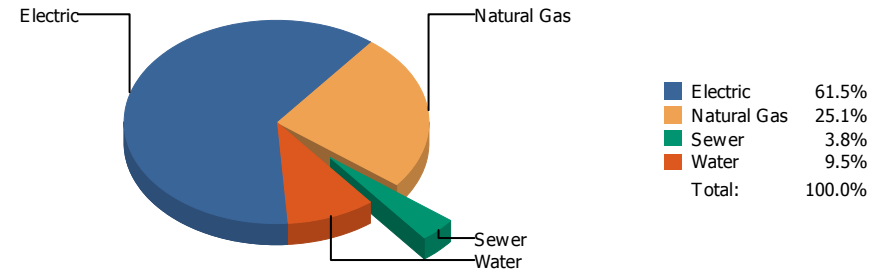


Commodity	Common Use	Energy Use	Energy Use / Area	Total Cost	Cost / Unit	Cost / Area
<b>Place: [MAXINE] MAXINE SILVA HEALTH MAGNET 011 [BUILDING]</b>						
<b>Area: 80,909 SqFt</b>						
<b>Billing Period: Feb 2018</b>						
ELECTRIC	60,300.00 kWh	205,804 KBtu	2.544 KBtu/SqFt	\$6,130.69	\$0.102 /kWh	\$0.076 /SqFt
NATURALGAS	3,107.00 CCF	320,021 KBtu	3.955 KBtu/SqFt	\$1,998.08	\$0.643 /CCF	\$0.025 /SqFt
SEWER	126.00 CCF			\$413.93	\$3.285 /CCF	\$0.005 /SqFt
WATER	140.00 CCF			\$508.76	\$3.634 /CCF	\$0.006 /SqFt
<b>Totals:</b>		<b>525,825 KBtu</b>	<b>6.499 KBtu/SqFt</b>	<b>\$9,051.46</b>		

## Energy



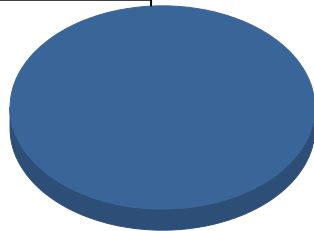
## Cost



Commodity	Common Use	Energy Use	Energy Use / Area	Total Cost	Cost / Unit	Cost / Area
<b>Place: [MESITA] MESITA      130 [BUILDING]</b> <b>Area: 100,583 SqFt</b> <b>Billing Period: Feb 2018</b>						
ELECTRIC	69,480.00 kWh	237,135 KBtu	2.358 KBtu/SqFt	\$7,238.33	\$0.104 /kWh	\$0.072 /SqFt
NATURALGAS	4,528.00 CCF	466,384 KBtu	4.637 KBtu/SqFt	\$2,956.18	\$0.653 /CCF	\$0.029 /SqFt
SEWER	86.00 CCF			\$446.26	\$5.189 /CCF	\$0.004 /SqFt
WATER	202.00 CCF			\$1,120.60	\$5.548 /CCF	\$0.011 /SqFt
<b>Totals:</b>		<b>703,519 KBtu</b>	<b>6.994 KBtu/SqFt</b>	<b>\$11,761.37</b>		

## Energy

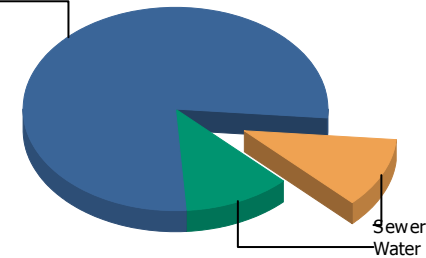
Electric



Electric 100.0%  
 Sewer 0.0%  
 Water 0.0%  
 Total: 100.0%

## Cost

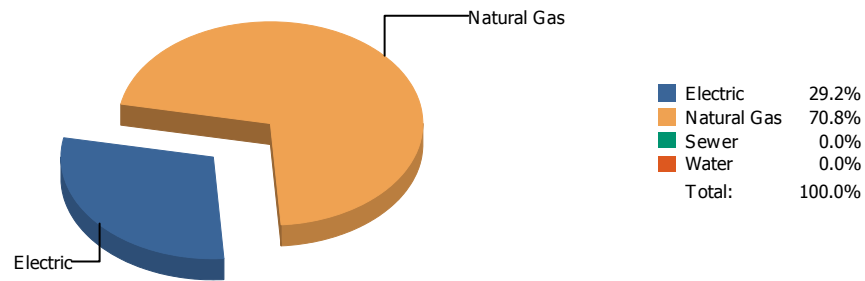
Electric



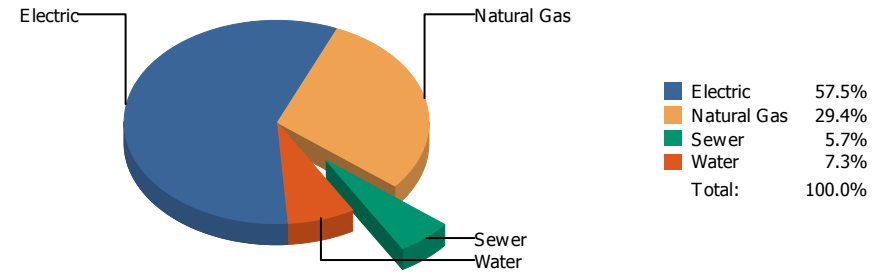
Electric 77.6%  
 Sewer 11.1%  
 Water 11.3%  
 Total: 100.0%

Commodity	Common Use	Energy Use	Energy Use / Area	Total Cost	Cost / Unit	Cost / Area
Place: [MILAM] MILAM 131 [BUILDING]						
Area: 63,641 SqFt						
Billing Period: Feb 2018						
ELECTRIC	18,000.00 kWh	61,434 KBtu	0.965 KBtu/SqFt	\$2,441.03	\$0.136 /kWh	\$0.038 /SqFt
SEWER	90.00 CCF			\$350.21	\$3.891 /CCF	\$0.006 /SqFt
WATER	78.00 CCF			\$355.11	\$4.553 /CCF	\$0.006 /SqFt
<b>Totals:</b>		<b>61,434 KBtu</b>	<b>0.965 KBtu/SqFt</b>	<b>\$3,146.35</b>		

## Energy

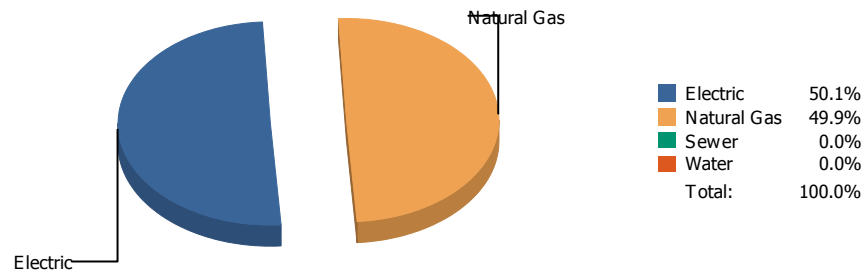


## Cost

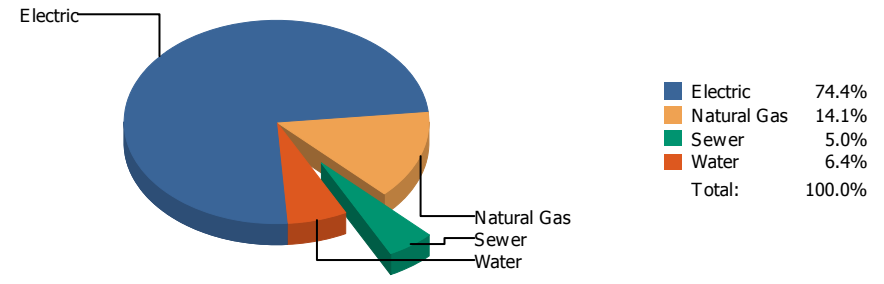


Commodity	Common Use	Energy Use	Energy Use / Area	Total Cost	Cost / Unit	Cost / Area
Place: [MOREHEAD] MOREHEAD 046 [BUILDING]						
Area: 119,353 SqFt						
Billing Period: Feb 2018						
ELECTRIC	90,922.00 kWh	310,317 KBtu	2.600 KBtu/SqFt	\$8,784.80	\$0.097 /kWh	\$0.073 /SqFt
NATURALGAS	7,314.00 CCF	753,342 KBtu	6.312 KBtu/SqFt	\$4,493.61	\$0.614 /CCF	\$0.038 /SqFt
SEWER	330.00 CCF			\$878.14	\$2.661 /CCF	\$0.007 /SqFt
WATER	460.00 CCF			\$1,121.60	\$2.438 /CCF	\$0.009 /SqFt
<b>Totals:</b>		<b>1,063,659 KBtu</b>	<b>8.912 KBtu/SqFt</b>	<b>\$15,278.15</b>		

## Energy

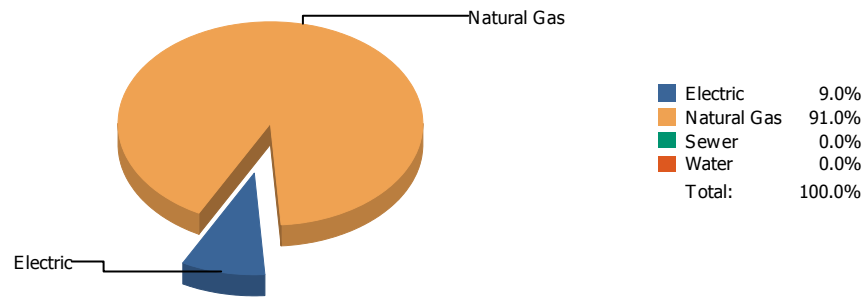


## Cost

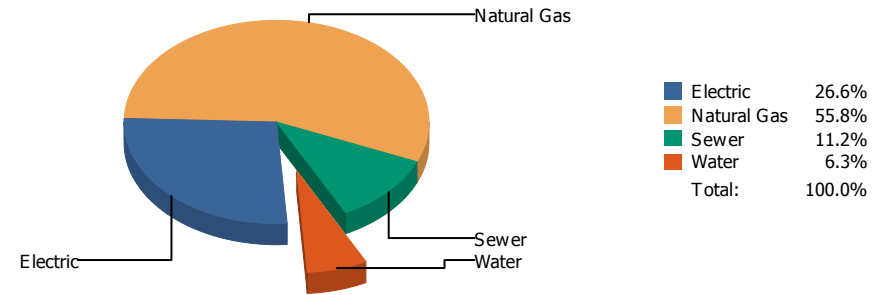


Commodity	Common Use	Energy Use	Energy Use / Area	Total Cost	Cost / Unit	Cost / Area
<b>Place: [MOYE_2] HR MOYE [BUILDING]</b>						
<b>Area: 93,197 SqFt</b>						
<b>Billing Period: Feb 2018</b>						
ELECTRIC	54,120.00 kWh	184,712 KBtu	1.982 KBtu/SqFt	\$6,310.94	\$0.117 /kWh	\$0.068 /SqFt
NATURALGAS	1,782.70 CCF	183,618 KBtu	1.970 KBtu/SqFt	\$1,196.12	\$0.671 /CCF	\$0.013 /SqFt
SEWER	75.00 CCF			\$426.79	\$5.691 /CCF	\$0.005 /SqFt
WATER	92.00 CCF			\$544.06	\$5.914 /CCF	\$0.006 /SqFt
<b>Totals:</b>		<b>368,330 KBtu</b>	<b>3.952 KBtu/SqFt</b>	<b>\$8,477.91</b>		

## Energy



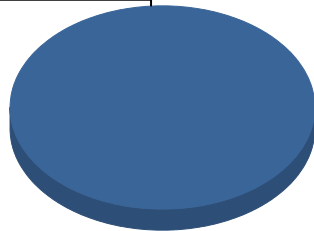
## Cost



Commodity	Common Use	Energy Use	Energy Use / Area	Total Cost	Cost / Unit	Cost / Area
<b>Place: [MULTI-MEDIA CENTER] MULTI-MEDIA CENTER [BUILDING]</b>						
<b>Area: 27,633 SqFt</b>						
<b>Billing Period: Feb 2018</b>						
ELECTRIC	12,822.00 kWh	43,761 KBtu	1.584 KBtu/SqFt	\$1,283.11	\$0.100 /kWh	\$0.046 /SqFt
NATURALGAS	4,291.00 CCF	441,973 KBtu	15.994 KBtu/SqFt	\$2,691.43	\$0.627 /CCF	\$0.097 /SqFt
SEWER	257.00 CCF			\$541.25	\$2.106 /CCF	\$0.020 /SqFt
WATER	103.00 CCF			\$304.98	\$2.961 /CCF	\$0.011 /SqFt
<b>Totals:</b>		<b>485,734 KBtu</b>	<b>17.578 KBtu/SqFt</b>	<b>\$4,820.77</b>		

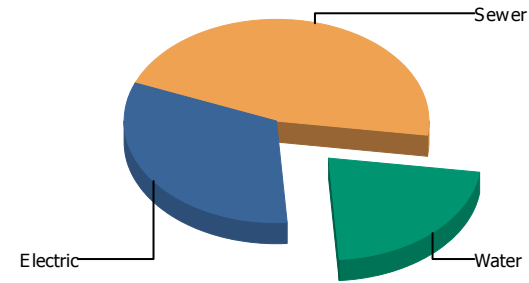
## Energy

Electric



Electric 100.0%  
 Sewer 0.0%  
 Water 0.0%  
 Total: 100.0%

## Cost

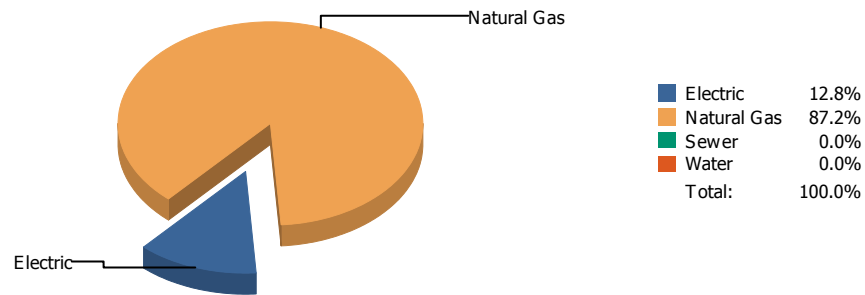


Electric 32.3%  
 Sewer 46.0%  
 Water 21.7%  
 Total: 100.0%

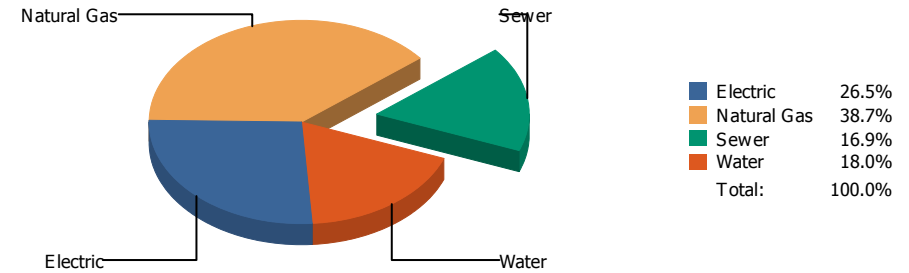
Commodity	Common Use	Energy Use	Energy Use / Area	Total Cost	Cost / Unit	Cost / Area
Place: [NE AREA OFFICES] N.E. AREA OFFICES 882 [BUILDING]						
Area: 7,328 SqFt						
Billing Period: Feb 2018						
ELECTRIC	160.00 kWh	546 KBtu	0.075 KBtu/SqFt	\$39.39	\$0.246 /kWh	\$0.005 /SqFt
SEWER	0.00 CCF			\$56.08	\$0.000 /CCF	\$0.008 /SqFt
WATER	0.00 CCF			\$26.52	\$0.000 /CCF	\$0.004 /SqFt
<b>Totals:</b>		<b>546 KBtu</b>	<b>0.075 KBtu/SqFt</b>	<b>\$121.99</b>		



## Energy

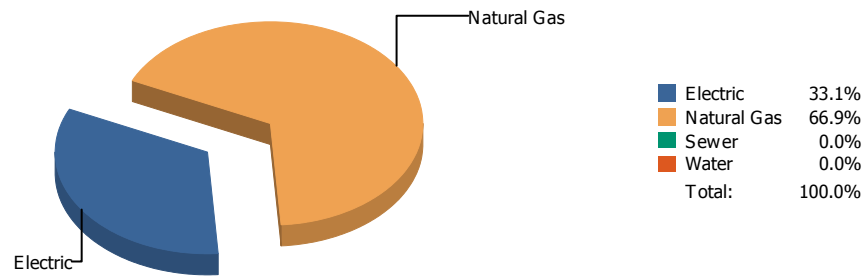


## Cost

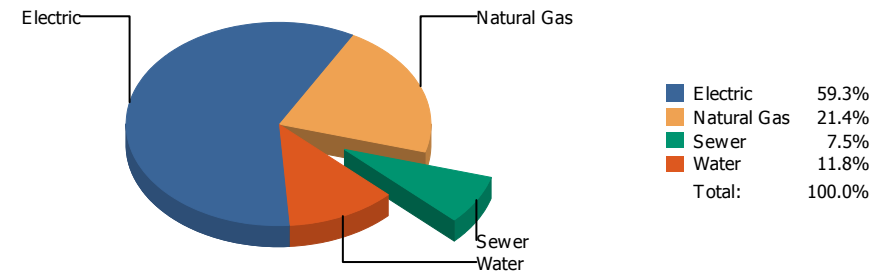


Commodity	Common Use	Energy Use	Energy Use / Area	Total Cost	Cost / Unit	Cost / Area
<b>Place: [NE TRANSPORTATION] N.E. TRANSPORTATION 826 [BUILDING]</b> <b>Area: 5,995 SqFt</b> <b>Billing Period: Feb 2018</b>						
ELECTRIC	5,716.00 kWh	19,509 KBtu	3.254 KBtu/SqFt	\$617.80	\$0.108 /kWh	\$0.103 /SqFt
NATURALGAS	1,291.00 CCF	132,973 KBtu	22.181 KBtu/SqFt	\$902.96	\$0.699 /CCF	\$0.151 /SqFt
SEWER	56.00 CCF			\$393.16	\$7.021 /CCF	\$0.066 /SqFt
WATER	55.00 CCF			\$418.82	\$7.615 /CCF	\$0.070 /SqFt
<b>Totals:</b>		<b>152,482 KBtu</b>	<b>25.435 KBtu/SqFt</b>	<b>\$2,332.74</b>		

## Energy

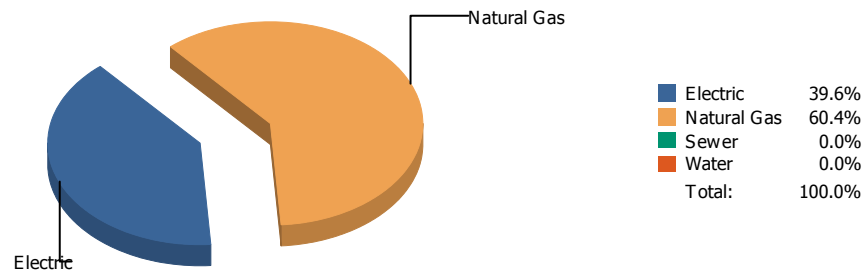


## Cost

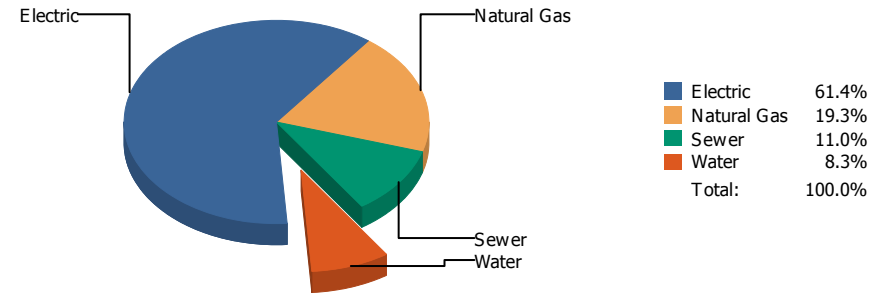


Commodity	Common Use	Energy Use	Energy Use / Area	Total Cost	Cost / Unit	Cost / Area
Place: [NEWMAN] NEWMAN ELEMENTARY 133 [BUILDING]						
Area: 73,291 SqFt						
Billing Period: Feb 2018						
ELECTRIC	37,512.00 kWh	128,028 KBtu	1.747 KBtu/SqFt	\$5,224.60	\$0.139 /kWh	\$0.071 /SqFt
NATURALGAS	2,508.00 CCF	258,324 KBtu	3.525 KBtu/SqFt	\$1,882.95	\$0.751 /CCF	\$0.026 /SqFt
SEWER	287.00 CCF			\$662.99	\$2.310 /CCF	\$0.009 /SqFt
WATER	408.00 CCF			\$1,039.38	\$2.548 /CCF	\$0.014 /SqFt
<b>Totals:</b>		<b>386,352 KBtu</b>	<b>5.271 KBtu/SqFt</b>	<b>\$8,809.92</b>		

## Energy

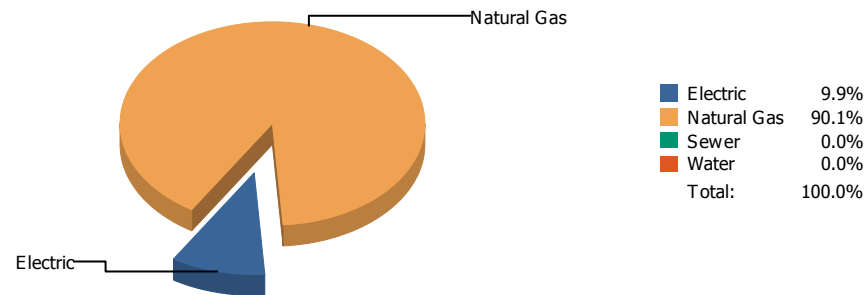


## Cost

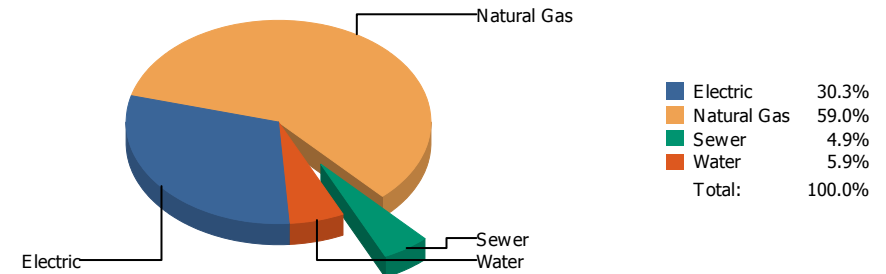


Commodity	Common Use	Energy Use	Energy Use / Area	Total Cost	Cost / Unit	Cost / Area
<b>Place: [NIXON] L.A. NIXON 161 [BUILDING]</b> <b>Area: 76,873 SqFt</b> <b>Billing Period: Feb 2018</b>						
ELECTRIC	47,040.00 kWh	160,548 KBtu	2.088 KBtu/SqFt	\$5,356.38	\$0.114 /kWh	\$0.070 /SqFt
NATURALGAS	2,378.00 CCF	244,934 KBtu	3.186 KBtu/SqFt	\$1,678.78	\$0.706 /CCF	\$0.022 /SqFt
SEWER	347.00 CCF			\$960.10	\$2.767 /CCF	\$0.012 /SqFt
WATER	203.00 CCF			\$721.60	\$3.555 /CCF	\$0.009 /SqFt
<b>Totals:</b>		<b>405,482 KBtu</b>	<b>5.275 KBtu/SqFt</b>	<b>\$8,716.86</b>		

## Energy

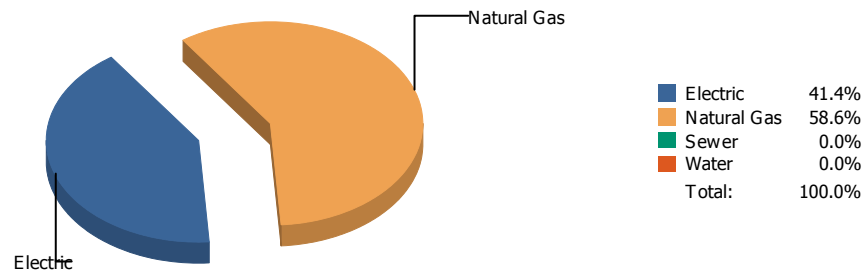


## Cost

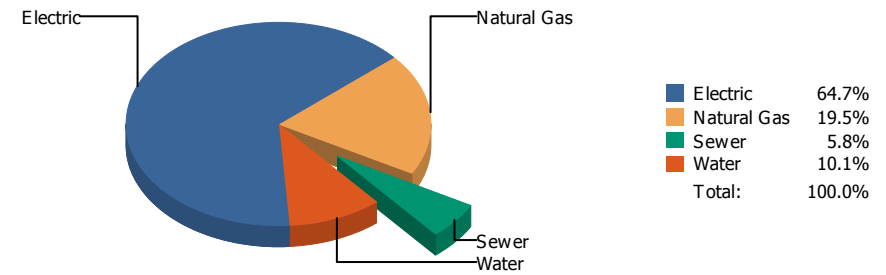


Commodity	Common Use	Energy Use	Energy Use / Area	Total Cost	Cost / Unit	Cost / Area
<b>Place: [OCC. CTR] OCCUPATIONAL CTR. [BUILDING]</b>						
<b>Area: 11,845 SqFt</b>						
<b>Billing Period: Feb 2018</b>						
ELECTRIC	4,600.00 kWh	15,700 KBtu	1.325 KBtu/SqFt	\$492.29	\$0.107 /kWh	\$0.042 /SqFt
NATURALGAS	1,385.00 CCF	142,655 KBtu	12.043 KBtu/SqFt	\$959.01	\$0.692 /CCF	\$0.081 /SqFt
SEWER	6.00 CCF			\$79.26	\$13.210 /CCF	\$0.007 /SqFt
WATER	9.00 CCF			\$95.16	\$10.573 /CCF	\$0.008 /SqFt
<b>Totals:</b>		<b>158,355 KBtu</b>	<b>13.369 KBtu/SqFt</b>	<b>\$1,625.72</b>		

## Energy

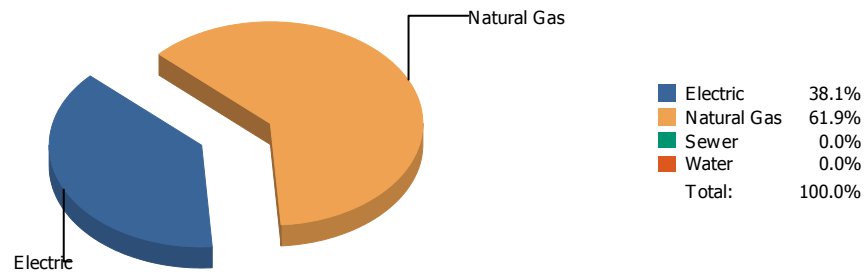


## Cost

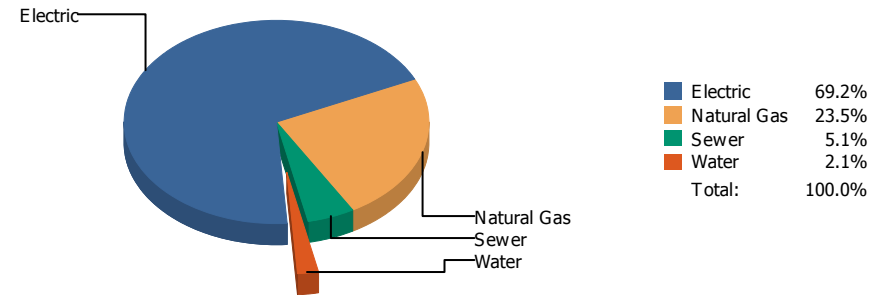


Commodity	Common Use	Energy Use	Energy Use / Area	Total Cost	Cost / Unit	Cost / Area
<b>Place: [PARK] PARK      134 [BUILDING]</b> <b>Area: 63,609 SqFt</b> <b>Billing Period: Feb 2018</b>						
ELECTRIC	47,077.00 kWh	160,674 KBtu	2.526 KBtu/SqFt	\$5,465.95	\$0.116 /kWh	\$0.086 /SqFt
NATURALGAS	2,212.50 CCF	227,888 KBtu	3.583 KBtu/SqFt	\$1,645.24	\$0.744 /CCF	\$0.026 /SqFt
SEWER	140.00 CCF			\$489.16	\$3.494 /CCF	\$0.008 /SqFt
WATER	287.00 CCF			\$852.55	\$2.971 /CCF	\$0.013 /SqFt
<b>Totals:</b>		<b>388,561 KBtu</b>	<b>6.109 KBtu/SqFt</b>	<b>\$8,452.90</b>		

## Energy

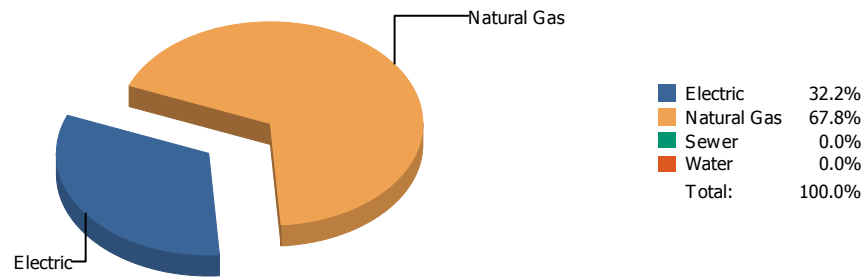


## Cost

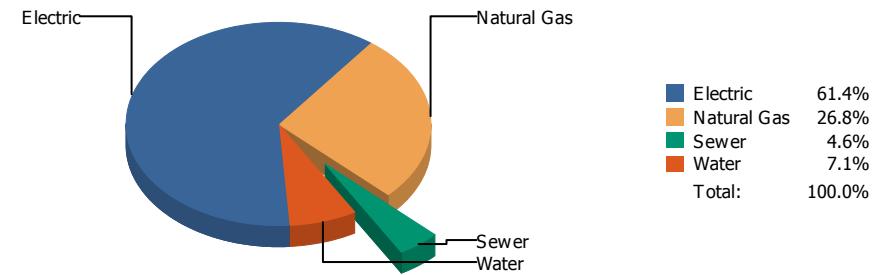


Commodity	Common Use	Energy Use	Energy Use / Area	Total Cost	Cost / Unit	Cost / Area
Place: [PAUL MORENO_1] PAUL MORENO 167 [BUILDING]						
Area: 87,824 SqFt						
Billing Period: Feb 2018						
ELECTRIC	59,400.00 kWh	202,732 KBtu	2.308 KBtu/SqFt	\$6,395.15	\$0.108 /kWh	\$0.073 /SqFt
NATURALGAS	3,198.00 CCF	329,394 KBtu	3.751 KBtu/SqFt	\$2,170.06	\$0.679 /CCF	\$0.025 /SqFt
SEWER	122.00 CCF			\$475.49	\$3.897 /CCF	\$0.005 /SqFt
WATER	6.00 CCF			\$194.89	\$32.482 /CCF	\$0.002 /SqFt
<b>Totals:</b>		<b>532,126 KBtu</b>	<b>6.059 KBtu/SqFt</b>	<b>\$9,235.59</b>		

## Energy

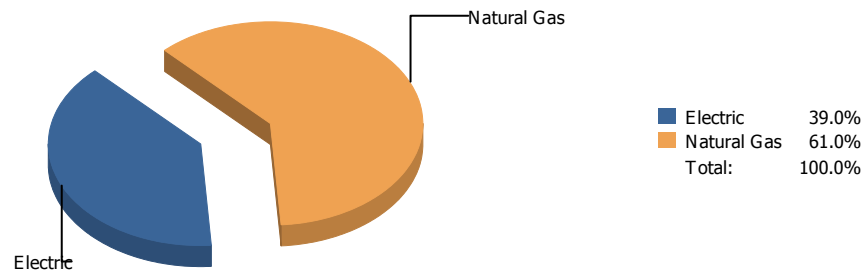


## Cost

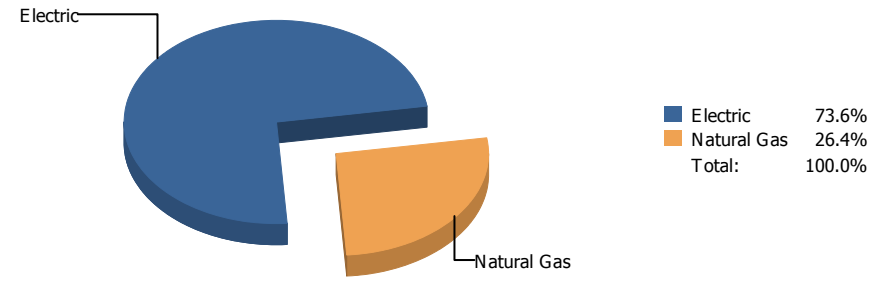


Commodity	Common Use	Energy Use	Energy Use / Area	Total Cost	Cost / Unit	Cost / Area
<b>Place: [POLK] POLK 159 [BUILDING]</b> <b>Area: 67,321 SqFt</b> <b>Billing Period: Feb 2018</b>						
ELECTRIC	51,760.00 kWh	176,657 KBtu	2.624 KBtu/SqFt	\$5,532.85	\$0.107 /kWh	\$0.082 /SqFt
NATURALGAS	3,605.00 CCF	371,315 KBtu	5.516 KBtu/SqFt	\$2,415.77	\$0.670 /CCF	\$0.036 /SqFt
SEWER	128.00 CCF			\$417.47	\$3.261 /CCF	\$0.006 /SqFt
WATER	216.00 CCF			\$637.95	\$2.953 /CCF	\$0.009 /SqFt
<b>Totals:</b>		<b>547,972 KBtu</b>	<b>8.140 KBtu/SqFt</b>	<b>\$9,004.04</b>		

## Energy



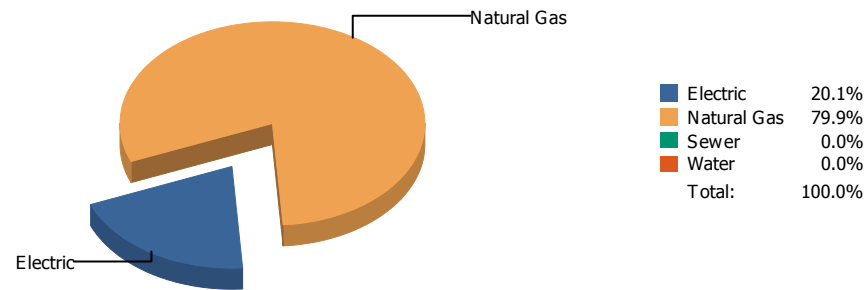
## Cost



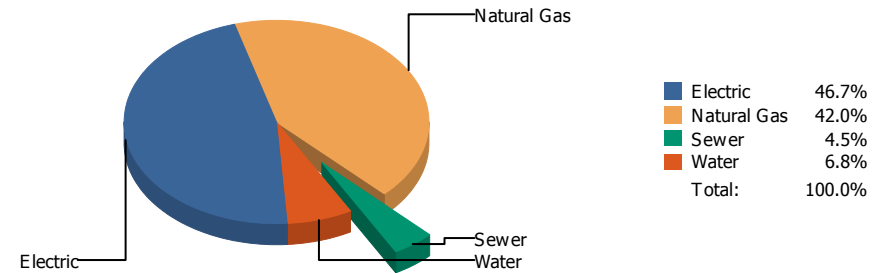
Commodity	Common Use	Energy Use	Energy Use / Area	Total Cost	Cost / Unit	Cost / Area
<b>Place: [POWELL_2] POWELL</b> <b>Area: 79,770 SqFt</b> <b>Billing Period: Feb 2018</b>						
ELECTRIC	47,160.00 kWh	160,957 KBtu	2.018 KBtu/SqFt	\$4,433.79	\$0.094 /kWh	\$0.056 /SqFt
NATURALGAS	2,442.00 CCF	251,526 KBtu	3.153 KBtu/SqFt	\$1,589.13	\$0.651 /CCF	\$0.020 /SqFt
<b>Totals:</b>		<b>412,483 KBtu</b>	<b>5.171 KBtu/SqFt</b>	<b>\$6,022.92</b>		



## Energy

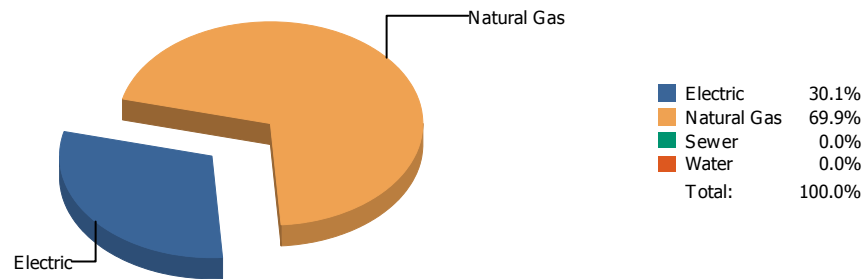


## Cost

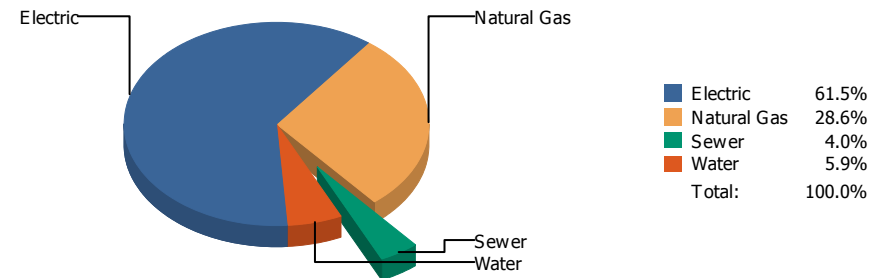


Commodity	Common Use	Energy Use	Energy Use / Area	Total Cost	Cost / Unit	Cost / Area
<b>Place: [PROFESSIONAL DEV] EPISD PROF DEVELOPMENT CENTER931 [BUILDING]</b>						
<b>Area: 18,400 SqFt</b>						
<b>Billing Period: Feb 2018</b>						
ELECTRIC	9,600.00 kWh	32,765 KBtu	1.781 KBtu/SqFt	\$992.42	\$0.103 /kWh	\$0.054 /SqFt
NATURALGAS	1,268.00 CCF	130,604 KBtu	7.098 KBtu/SqFt	\$894.34	\$0.705 /CCF	\$0.049 /SqFt
SEWER	15.00 CCF			\$95.19	\$6.346 /CCF	\$0.005 /SqFt
WATER	24.00 CCF			\$144.94	\$6.039 /CCF	\$0.008 /SqFt
<b>Totals:</b>		<b>163,369 KBtu</b>	<b>8.879 KBtu/SqFt</b>	<b>\$2,126.89</b>		

## Energy

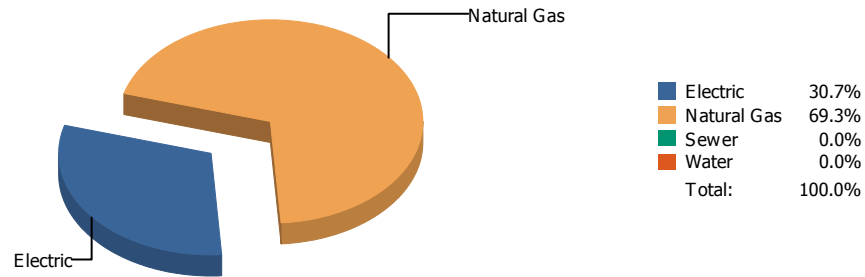


## Cost

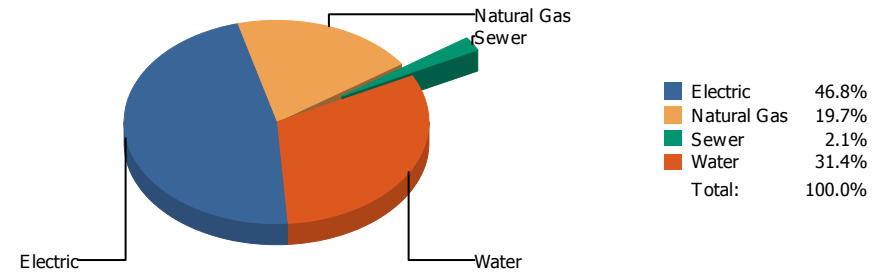


Commodity	Common Use	Energy Use	Energy Use / Area	Total Cost	Cost / Unit	Cost / Area
<b>Place: [PUTNAM] PUTNAM 135 [BUILDING]</b> <b>Area: 61,978 SqFt</b> <b>Billing Period: Feb 2018</b>						
ELECTRIC	46,573.00 kWh	158,954 KBtu	2.565 KBtu/SqFt	\$5,170.78	\$0.111 /kWh	\$0.083 /SqFt
NATURALGAS	3,590.00 CCF	369,770 KBtu	5.966 KBtu/SqFt	\$2,400.75	\$0.669 /CCF	\$0.039 /SqFt
SEWER	135.00 CCF			\$339.84	\$2.517 /CCF	\$0.005 /SqFt
WATER	172.00 CCF			\$493.44	\$2.869 /CCF	\$0.008 /SqFt
<b>Totals:</b>		<b>528,724 KBtu</b>	<b>8.531 KBtu/SqFt</b>	<b>\$8,404.81</b>		

## Energy

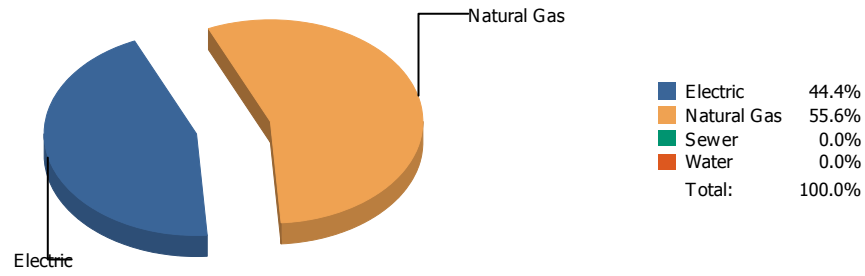


## Cost

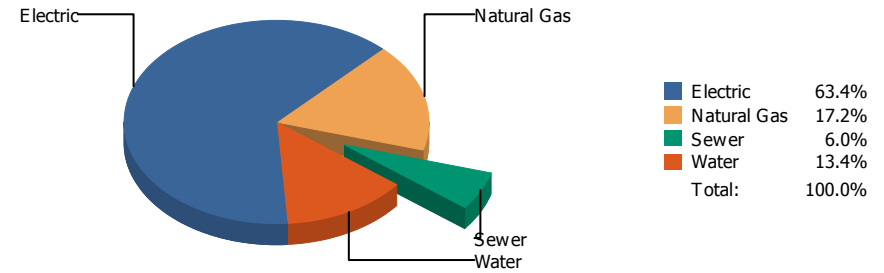


Commodity	Common Use	Energy Use	Energy Use / Area	Total Cost	Cost / Unit	Cost / Area
<b>Place: [RICHARDS] RICHARDSON [BUILDING]</b>						
<b>Area: 115,872 SqFt</b>						
<b>Billing Period: Feb 2018</b>						
ELECTRIC	84,000.00 kWh	286,692 KBtu	2.474 KBtu/SqFt	\$9,253.01	\$0.110 /kWh	\$0.080 /SqFt
NATURALGAS	6,297.00 CCF	648,591 KBtu	5.597 KBtu/SqFt	\$3,887.33	\$0.617 /CCF	\$0.034 /SqFt
SEWER	126.00 CCF			\$413.93	\$3.285 /CCF	\$0.004 /SqFt
WATER	1,042.00 CCF			\$6,199.97	\$5.950 /CCF	\$0.053 /SqFt
<b>Totals:</b>		<b>935,283 KBtu</b>	<b>8.072 KBtu/SqFt</b>	<b>\$19,754.24</b>		

## Energy

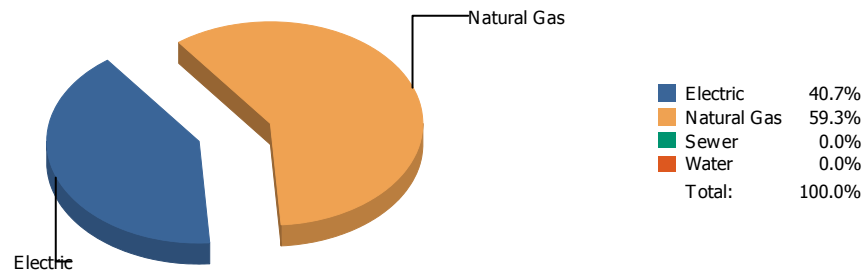


## Cost

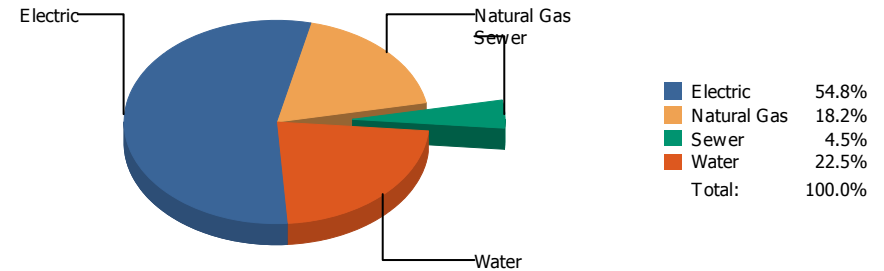


Commodity	Common Use	Energy Use	Energy Use / Area	Total Cost	Cost / Unit	Cost / Area
Place: [RIVERA] RIVERA 156 [BUILDING]						
Area: 77,562 SqFt						
Billing Period: Feb 2018						
ELECTRIC	51,813.00 kWh	176,838 KBtu	2.280 KBtu/SqFt	\$5,699.67	\$0.110 /kWh	\$0.073 /SqFt
NATURALGAS	2,151.00 CCF	221,553 KBtu	2.856 KBtu/SqFt	\$1,545.89	\$0.719 /CCF	\$0.020 /SqFt
SEWER	150.00 CCF			\$542.77	\$3.618 /CCF	\$0.007 /SqFt
WATER	281.00 CCF			\$1,206.62	\$4.294 /CCF	\$0.015 /SqFt
<b>Totals:</b>		<b>398,391 KBtu</b>	<b>5.136 KBtu/SqFt</b>	<b>\$8,994.95</b>		

## Energy

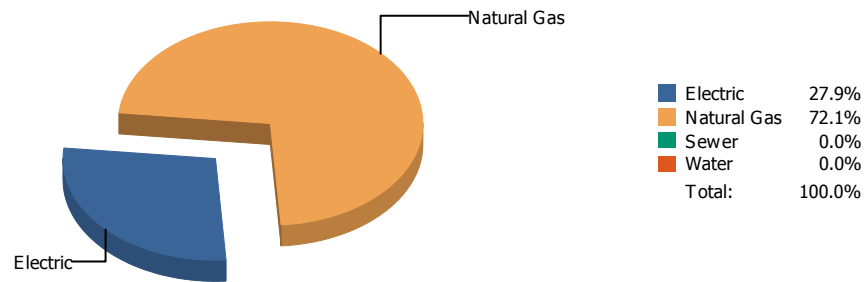


## Cost

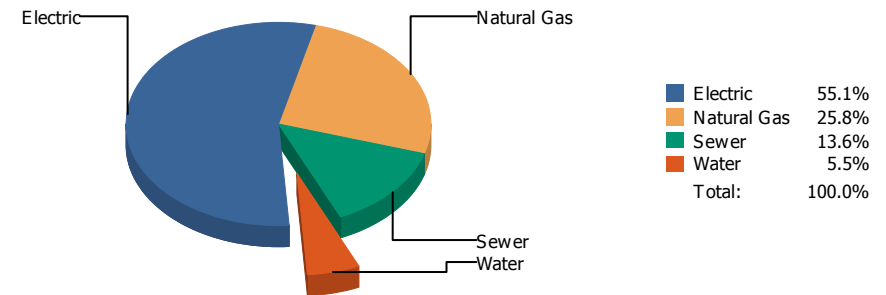


Commodity	Common Use	Energy Use	Energy Use / Area	Total Cost	Cost / Unit	Cost / Area
Place: [ROBERTS] ROBERTS 136 [BUILDING]						
Area: 81,457 SqFt						
Billing Period: Feb 2018						
ELECTRIC	57,040.00 kWh	194,678 KBtu	2.390 KBtu/SqFt	\$5,324.31	\$0.093 /kWh	\$0.065 /SqFt
NATURALGAS	2,749.00 CCF	283,147 KBtu	3.476 KBtu/SqFt	\$1,772.15	\$0.645 /CCF	\$0.022 /SqFt
SEWER	138.00 CCF			\$435.17	\$3.153 /CCF	\$0.005 /SqFt
WATER	503.00 CCF			\$2,186.61	\$4.347 /CCF	\$0.027 /SqFt
<b>Totals:</b>		<b>477,825 KBtu</b>	<b>5.866 KBtu/SqFt</b>	<b>\$9,718.24</b>		

## Energy

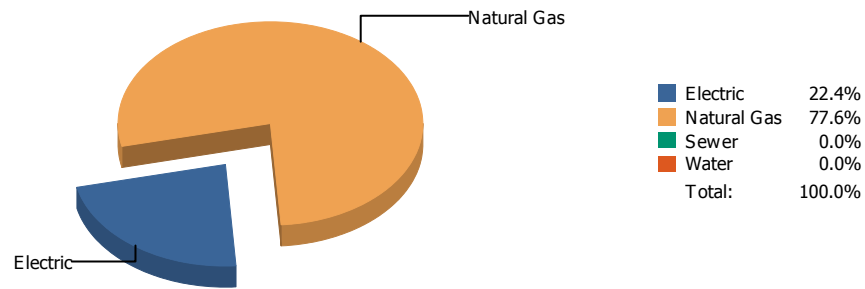


## Cost

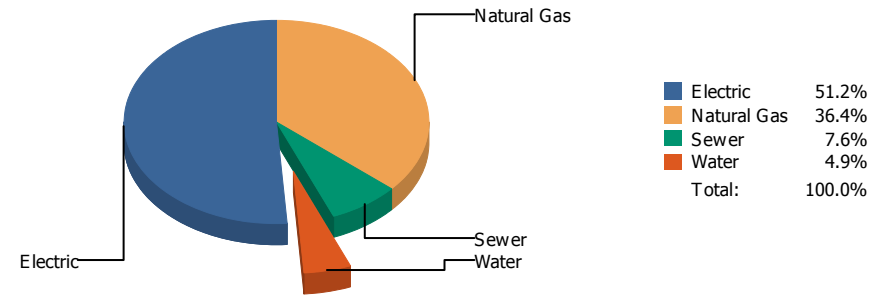


Commodity	Common Use	Energy Use	Energy Use / Area	Total Cost	Cost / Unit	Cost / Area
<b>Place: [ROSS] ROSS      042 [BUILDING]</b> <b>Area: 131,497 SqFt</b> <b>Billing Period: Feb 2018</b>						
ELECTRIC	65,421.00 kWh	223,282 KBtu	1.698 KBtu/SqFt	\$7,478.95	\$0.114 /kWh	\$0.057 /SqFt
NATURALGAS	5,605.00 CCF	577,315 KBtu	4.390 KBtu/SqFt	\$3,497.34	\$0.624 /CCF	\$0.027 /SqFt
SEWER	932.00 CCF			\$1,840.55	\$1.975 /CCF	\$0.014 /SqFt
WATER	277.00 CCF			\$751.12	\$2.712 /CCF	\$0.006 /SqFt
<b>Totals:</b>		<b>800,597 KBtu</b>	<b>6.088 KBtu/SqFt</b>	<b>\$13,567.96</b>		

## Energy

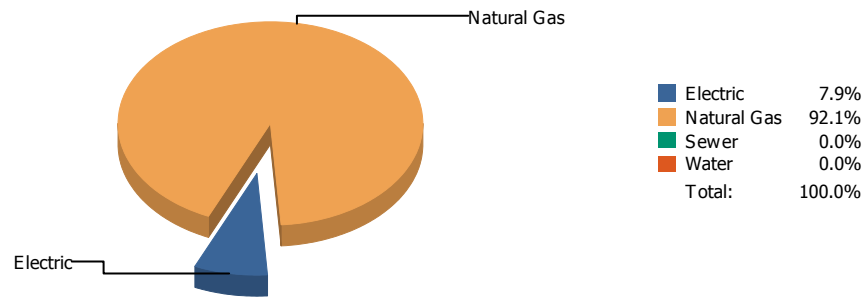


## Cost

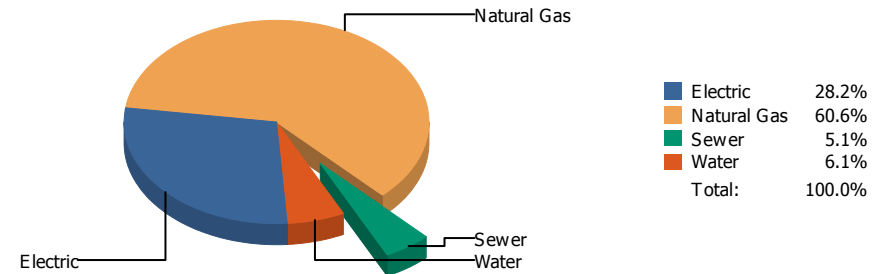


Commodity	Common Use	Energy Use	Energy Use / Area	Total Cost	Cost / Unit	Cost / Area
<b>Place: [RUSK] RUSK      138 [BUILDING]</b> <b>Area: 67,240 SqFt</b> <b>Billing Period: Feb 2018</b>						
ELECTRIC	28,205.00 kWh	96,264 KBtu	1.432 KBtu/SqFt	\$3,097.47	\$0.110 /kWh	\$0.046 /SqFt
NATURALGAS	3,244.00 CCF	334,132 KBtu	4.969 KBtu/SqFt	\$2,200.55	\$0.678 /CCF	\$0.033 /SqFt
SEWER	154.00 CCF			\$459.32	\$2.983 /CCF	\$0.007 /SqFt
WATER	84.00 CCF			\$295.14	\$3.514 /CCF	\$0.004 /SqFt
<b>Totals:</b>		<b>430,396 KBtu</b>	<b>6.401 KBtu/SqFt</b>	<b>\$6,052.48</b>		

## Energy



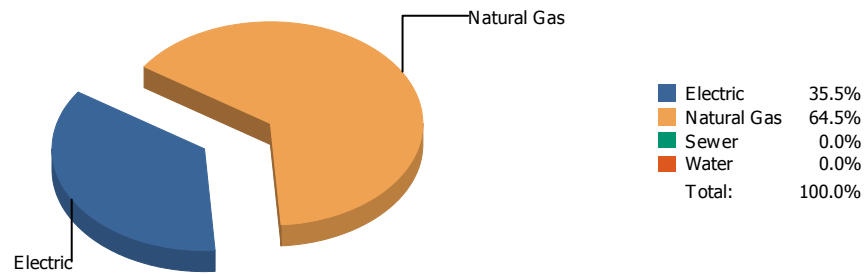
## Cost



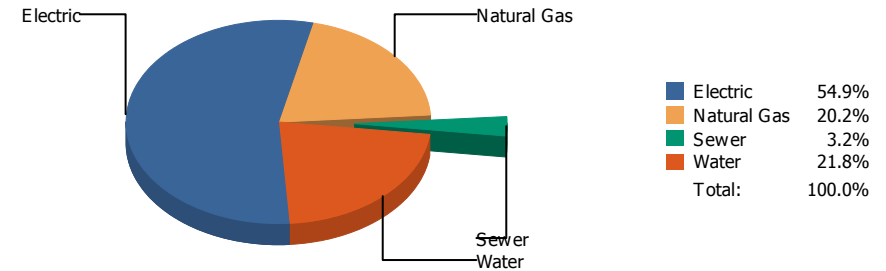
Commodity	Common Use	Energy Use	Energy Use / Area	Total Cost	Cost / Unit	Cost / Area
Place: [SAN JAC] SAN JACINTO 139 [BUILDING]						
Area: 29,589 SqFt						
Billing Period: Feb 2018						
ELECTRIC	5,500.00 kWh	18,772 KBtu	0.634 KBtu/SqFt	\$655.80	\$0.119 /kWh	\$0.022 /SqFt
NATURALGAS	2,125.00 CCF	218,875 KBtu	7.397 KBtu/SqFt	\$1,408.78	\$0.663 /CCF	\$0.048 /SqFt
SEWER	18.00 CCF			\$118.22	\$6.568 /CCF	\$0.004 /SqFt
WATER	21.00 CCF			\$141.80	\$6.752 /CCF	\$0.005 /SqFt
<b>Totals:</b>		<b>237,647 KBtu</b>	<b>8.032 KBtu/SqFt</b>	<b>\$2,324.60</b>		



## Energy

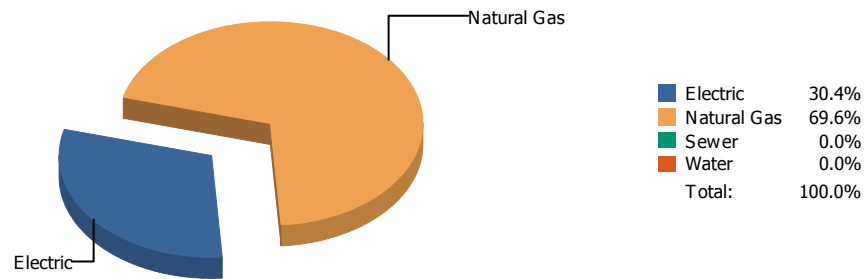


## Cost

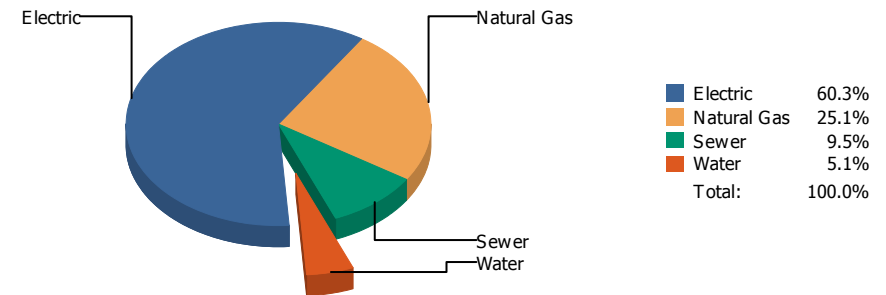


Commodity	Common Use	Energy Use	Energy Use / Area	Total Cost	Cost / Unit	Cost / Area
Place: [SCHUSTER] SCHUSTER 140 [BUILDING]						
Area: 34,371 SqFt						
Billing Period: Feb 2018						
ELECTRIC	24,319.00 kWh	83,001 KBtu	2.415 KBtu/SqFt	\$2,729.92	\$0.112 /kWh	\$0.079 /SqFt
NATURALGAS	1,461.00 CCF	150,483 KBtu	4.378 KBtu/SqFt	\$1,004.29	\$0.687 /CCF	\$0.029 /SqFt
SEWER	40.00 CCF			\$157.16	\$3.929 /CCF	\$0.005 /SqFt
WATER	229.00 CCF			\$1,085.38	\$4.740 /CCF	\$0.032 /SqFt
<b>Totals:</b>		<b>233,484 KBtu</b>	<b>6.793 KBtu/SqFt</b>	<b>\$4,976.75</b>		

## Energy

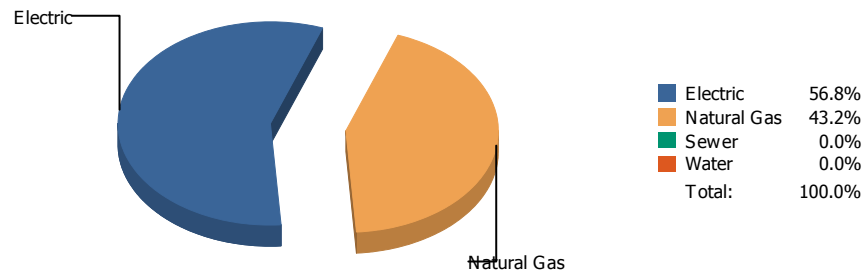


## Cost

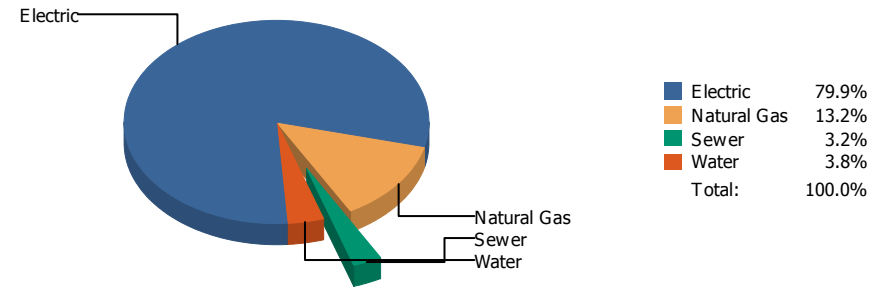


Commodity	Common Use	Energy Use	Energy Use / Area	Total Cost	Cost / Unit	Cost / Area
<b>Place: [STANTON] STANTON      141 [BUILDING]</b> <b>Area: 75,957 SqFt</b> <b>Billing Period: Feb 2018</b>						
ELECTRIC	27,350.00 kWh	93,346 KBtu	1.229 KBtu/SqFt	\$3,597.85	\$0.132 /kWh	\$0.047 /SqFt
NATURALGAS	2,078.00 CCF	214,034 KBtu	2.818 KBtu/SqFt	\$1,499.51	\$0.722 /CCF	\$0.020 /SqFt
SEWER	233.00 CCF			\$567.41	\$2.435 /CCF	\$0.007 /SqFt
WATER	70.00 CCF			\$306.22	\$4.375 /CCF	\$0.004 /SqFt
<b>Totals:</b>		<b>307,380 KBtu</b>	<b>4.047 KBtu/SqFt</b>	<b>\$5,970.99</b>		

## Energy

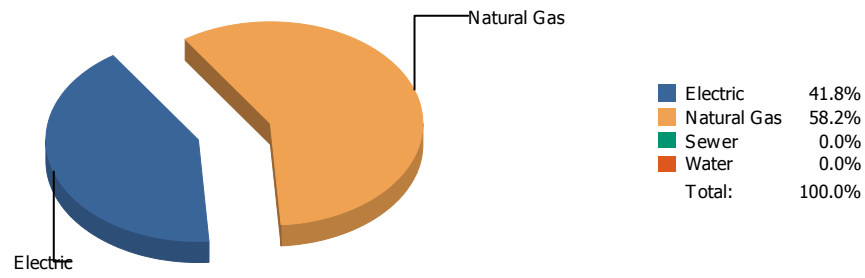


## Cost

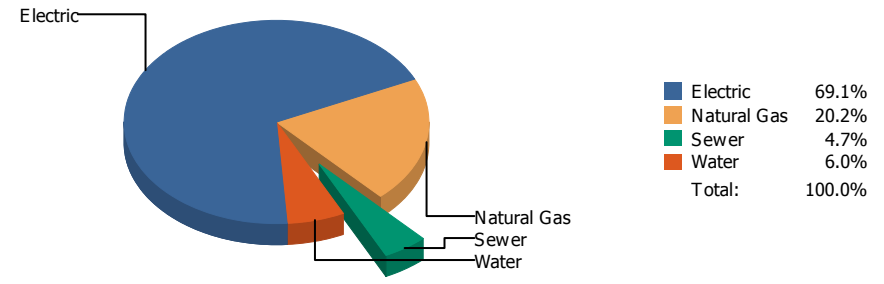


Commodity	Common Use	Energy Use	Energy Use / Area	Total Cost	Cost / Unit	Cost / Area
<b>Place: [SUNSET HIGH_1] SUNSET HIGH SCHOOL [BUILDING]</b>						
<b>Area: 33,263 SqFt</b>						
<b>Billing Period: Feb 2018</b>						
ELECTRIC	25,920.00 kWh	88,465 KBtu	2.660 KBtu/SqFt	\$3,172.92	\$0.122 /kWh	\$0.095 /SqFt
NATURALGAS	654.00 CCF	67,362 KBtu	2.025 KBtu/SqFt	\$523.21	\$0.800 /CCF	\$0.016 /SqFt
SEWER	23.00 CCF			\$127.07	\$5.525 /CCF	\$0.004 /SqFt
WATER	25.00 CCF			\$149.76	\$5.990 /CCF	\$0.005 /SqFt
<b>Totals:</b>		<b>155,827 KBtu</b>	<b>4.685 KBtu/SqFt</b>	<b>\$3,972.96</b>		

## Energy

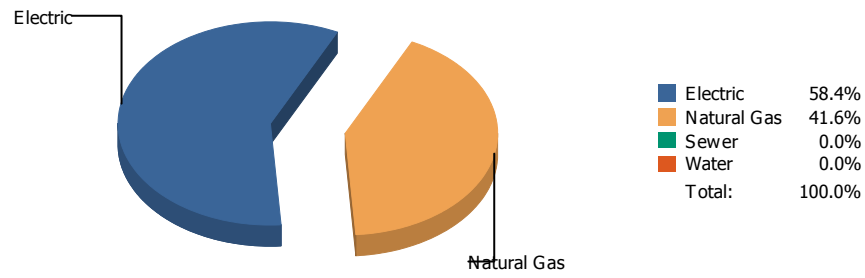


## Cost

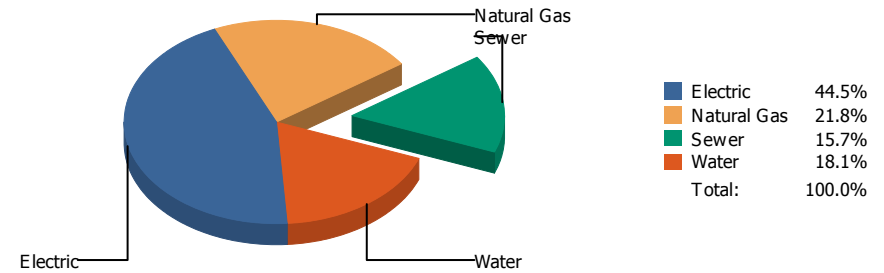


Commodity	Common Use	Energy Use	Energy Use / Area	Total Cost	Cost / Unit	Cost / Area
Place: [TELLES] R. TELLES ACADEMY 027 [BUILDING]						
Area: 38,000 SqFt						
Billing Period: Feb 2018						
ELECTRIC	37,000.00 kWh	126,281 KBtu	3.323 KBtu/SqFt	\$3,970.59	\$0.107 /kWh	\$0.104 /SqFt
NATURALGAS	1,709.00 CCF	176,027 KBtu	4.632 KBtu/SqFt	\$1,159.02	\$0.678 /CCF	\$0.031 /SqFt
SEWER	46.00 CCF			\$272.33	\$5.920 /CCF	\$0.007 /SqFt
WATER	57.00 CCF			\$343.59	\$6.028 /CCF	\$0.009 /SqFt
<b>Totals:</b>		<b>302,308 KBtu</b>	<b>7.955 KBtu/SqFt</b>	<b>\$5,745.53</b>		

## Energy

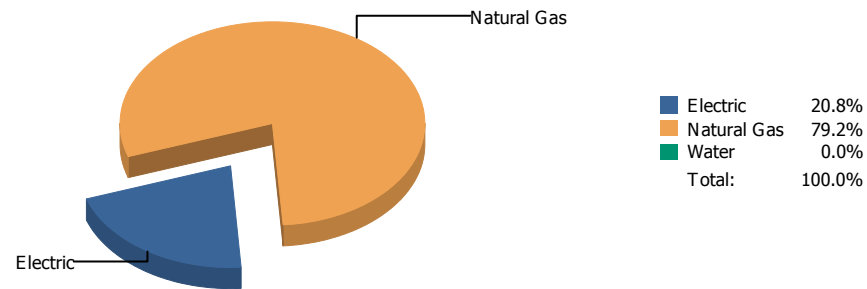


## Cost

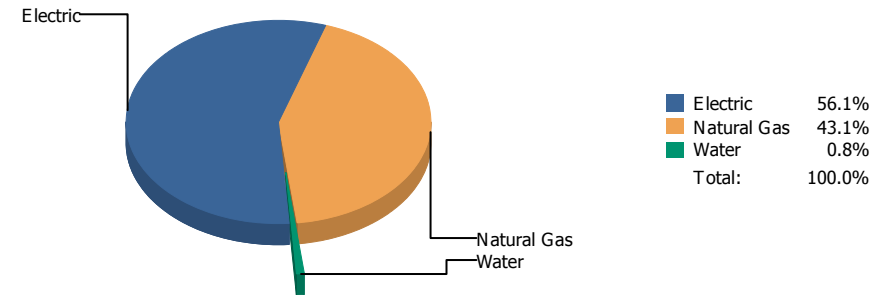


Commodity	Common Use	Energy Use	Energy Use / Area	Total Cost	Cost / Unit	Cost / Area
Place: [TENNISCENTER_2] TENNIS CENTER 000 [BUILDING]						
Area: 3,867 SqFt						
Billing Period: Feb 2018						
ELECTRIC	678.00 kWh	2,314 KBtu	0.598 KBtu/SqFt	\$270.71	\$0.399 /kWh	\$0.070 /SqFt
NATURALGAS	16.00 CCF	1,648 KBtu	0.426 KBtu/SqFt	\$132.42	\$8.276 /CCF	\$0.034 /SqFt
SEWER	5.00 CCF			\$95.21	\$19.042 /CCF	\$0.025 /SqFt
WATER	5.00 CCF			\$109.96	\$21.992 /CCF	\$0.028 /SqFt
<b>Totals:</b>		<b>3,962 KBtu</b>	<b>1.025 KBtu/SqFt</b>	<b>\$608.30</b>		

## Energy

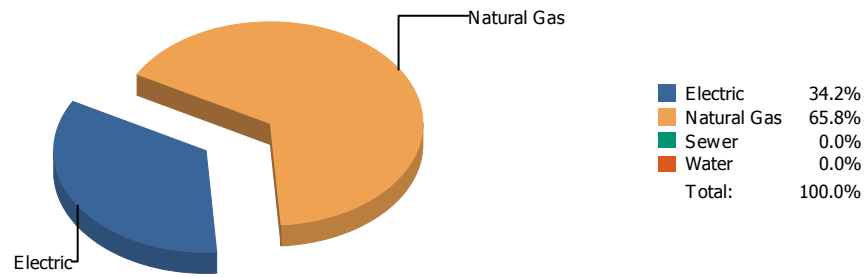


## Cost

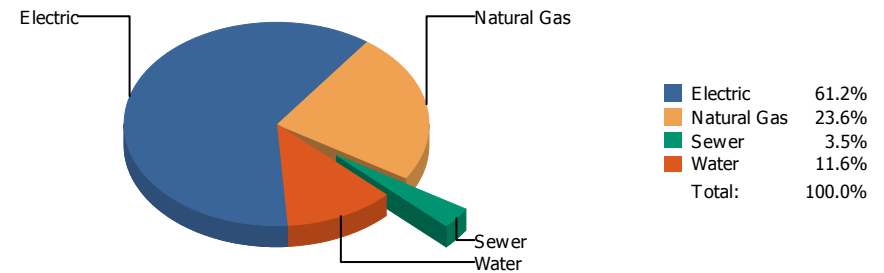


Commodity	Common Use	Energy Use	Energy Use / Area	Total Cost	Cost / Unit	Cost / Area
<b>Place: [TERRACE] TERRACE HILLS 048 [BUILDING]</b> <b>Area: 138,021 SqFt</b> <b>Billing Period: Feb 2018</b>						
ELECTRIC	31,350.00 kWh	106,998 KBtu	0.775 KBtu/SqFt	\$3,424.71	\$0.109 /kWh	\$0.025 /SqFt
NATURALGAS	3,964.00 CCF	408,292 KBtu	2.958 KBtu/SqFt	\$2,630.04	\$0.663 /CCF	\$0.019 /SqFt
WATER	0.00 CCF			\$50.44	\$0.000 /CCF	\$0.000 /SqFt
<b>Totals:</b>		<b>515,290 KBtu</b>	<b>3.733 KBtu/SqFt</b>	<b>\$6,105.19</b>		

## Energy

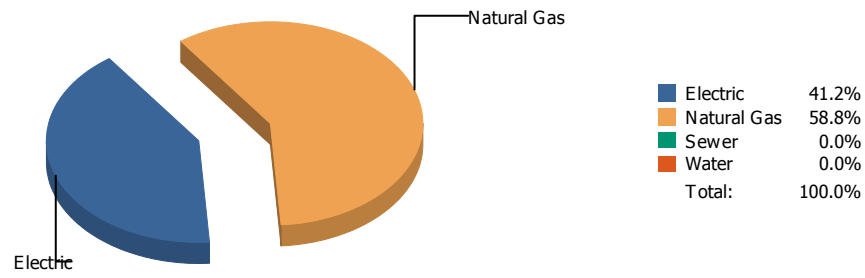


## Cost

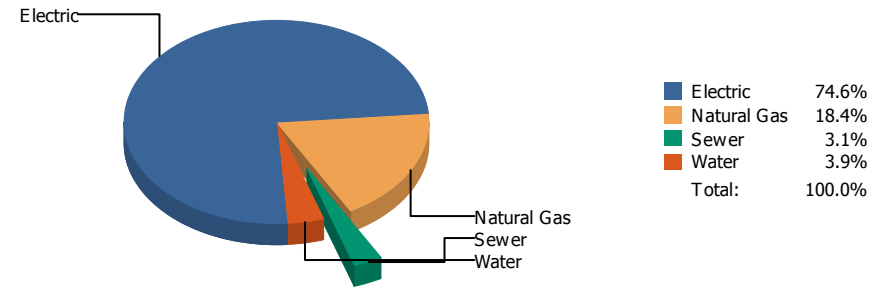


Commodity	Common Use	Energy Use	Energy Use / Area	Total Cost	Cost / Unit	Cost / Area
Place: [TIPPENELEMENTARY] TIPPIN ELEMENTARY 168 [BUILDING]						
Area: 88,360 SqFt						
Billing Period: Feb 2018						
ELECTRIC	66,360.00 kWh	226,487 KBtu	2.563 KBtu/SqFt	\$6,872.48	\$0.104 /kWh	\$0.078 /SqFt
NATURALGAS	4,227.00 CCF	435,381 KBtu	4.927 KBtu/SqFt	\$2,653.29	\$0.628 /CCF	\$0.030 /SqFt
SEWER	117.00 CCF			\$398.00	\$3.402 /CCF	\$0.005 /SqFt
WATER	149.00 CCF			\$1,300.18	\$8.726 /CCF	\$0.015 /SqFt
<b>Totals:</b>		<b>661,868 KBtu</b>	<b>7.491 KBtu/SqFt</b>	<b>\$11,223.95</b>		

## Energy



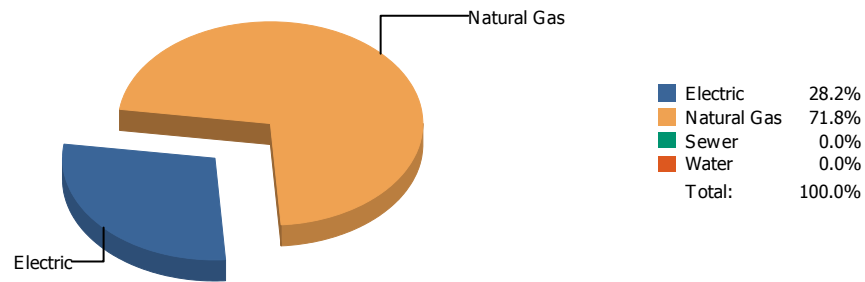
## Cost



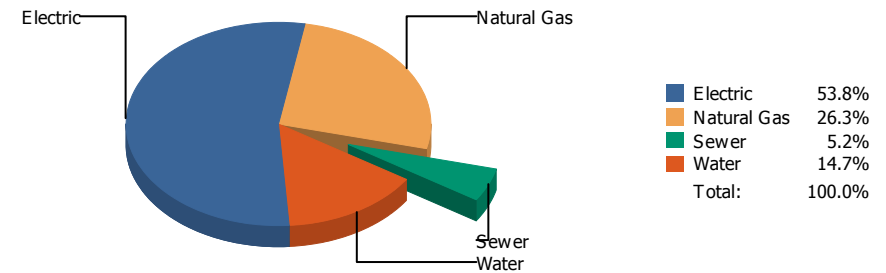
Commodity	Common Use	Energy Use	Energy Use / Area	Total Cost	Cost / Unit	Cost / Area
Place: [TOMLEA_2] TOM LEA 178 [BUILDING]						
Area: 88,828 SqFt						
Billing Period: Feb 2018						
ELECTRIC	81,680.00 kWh	278,774 KBtu	3.138 KBtu/SqFt	\$9,911.99	\$0.121 /kWh	\$0.112 /SqFt
NATURALGAS	3,869.00 CCF	398,507 KBtu	4.486 KBtu/SqFt	\$2,439.87	\$0.631 /CCF	\$0.027 /SqFt
SEWER	122.00 CCF			\$406.85	\$3.335 /CCF	\$0.005 /SqFt
WATER	135.00 CCF			\$520.15	\$3.853 /CCF	\$0.006 /SqFt
<b>Totals:</b>		<b>677,281 KBtu</b>	<b>7.625 KBtu/SqFt</b>	<b>\$13,278.86</b>		



## Energy

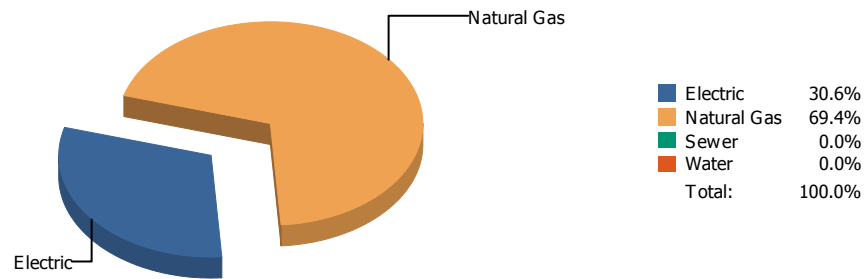


## Cost

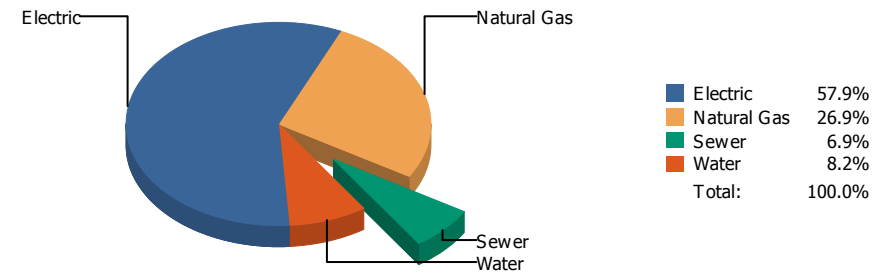


Commodity	Common Use	Energy Use	Energy Use / Area	Total Cost	Cost / Unit	Cost / Area
<b>Place: [TRAVIS] TRAVIS      143 [BUILDING]</b> <b>Area: 78,925 SqFt</b> <b>Billing Period: Feb 2018</b>						
ELECTRIC	28,680.00 kWh	97,885 KBtu	1.240 KBtu/SqFt	\$3,229.14	\$0.113 /kWh	\$0.041 /SqFt
NATURALGAS	2,420.00 CCF	249,260 KBtu	3.158 KBtu/SqFt	\$1,576.03	\$0.651 /CCF	\$0.020 /SqFt
SEWER	89.00 CCF			\$312.53	\$3.512 /CCF	\$0.004 /SqFt
WATER	179.00 CCF			\$883.66	\$4.937 /CCF	\$0.011 /SqFt
<b>Totals:</b>		<b>347,145 KBtu</b>	<b>4.398 KBtu/SqFt</b>	<b>\$6,001.36</b>		

## Energy

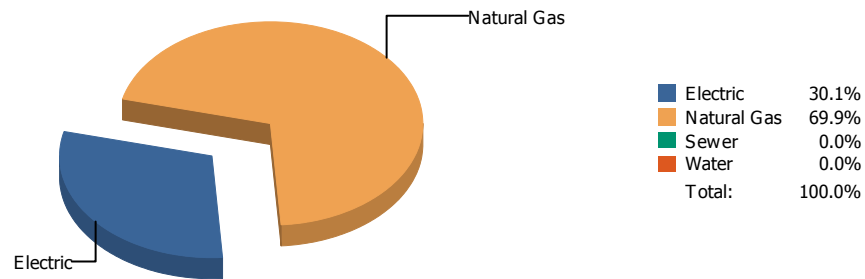


## Cost

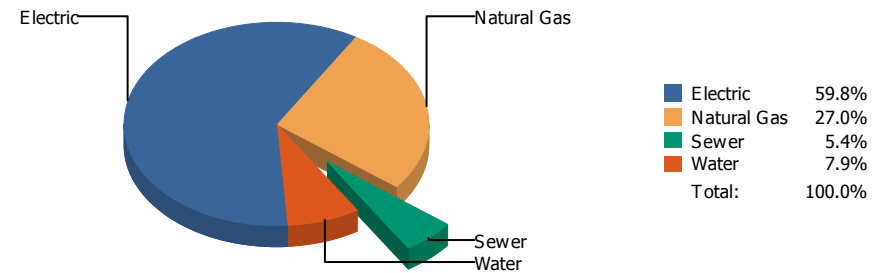


Commodity	Common Use	Energy Use	Energy Use / Area	Total Cost	Cost / Unit	Cost / Area
<b>Place: [VILAS] VILAS      144 [BUILDING]</b> <b>Area: 66,992 SqFt</b> <b>Billing Period: Feb 2018</b>						
ELECTRIC	35,094.00 kWh	119,776 KBtu	1.788 KBtu/SqFt	\$4,249.76	\$0.121 /kWh	\$0.063 /SqFt
NATURALGAS	2,634.90 CCF	271,395 KBtu	4.051 KBtu/SqFt	\$1,975.55	\$0.750 /CCF	\$0.029 /SqFt
SEWER	92.00 CCF			\$508.28	\$5.525 /CCF	\$0.007 /SqFt
WATER	103.00 CCF			\$605.01	\$5.874 /CCF	\$0.009 /SqFt
<b>Totals:</b>		<b>391,171 KBtu</b>	<b>5.839 KBtu/SqFt</b>	<b>\$7,338.60</b>		

## Energy

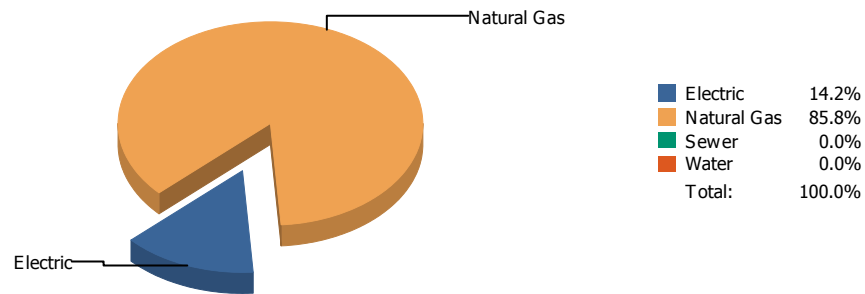


## Cost

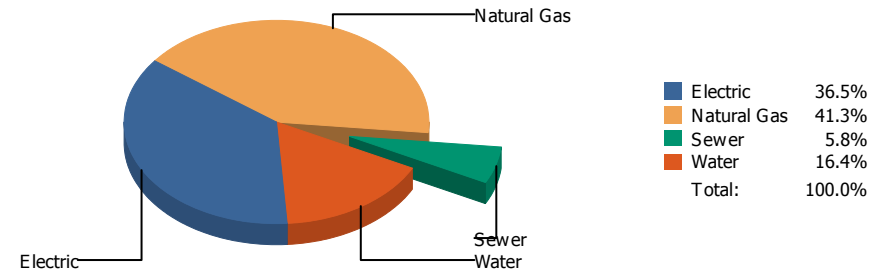


Commodity	Common Use	Energy Use	Energy Use / Area	Total Cost	Cost / Unit	Cost / Area
Place: [W HILLS] WESTERN HILLS 146 [BUILDING]						
Area: 77,753 SqFt						
Billing Period: Feb 2018						
ELECTRIC	40,680.00 kWh	138,841 KBtu	1.786 KBtu/SqFt	\$4,431.82	\$0.109 /kWh	\$0.057 /SqFt
NATURALGAS	3,135.00 CCF	322,905 KBtu	4.153 KBtu/SqFt	\$2,002.27	\$0.639 /CCF	\$0.026 /SqFt
SEWER	59.00 CCF			\$398.47	\$6.754 /CCF	\$0.005 /SqFt
WATER	143.00 CCF			\$584.56	\$4.088 /CCF	\$0.007 /SqFt
<b>Totals:</b>		<b>461,746 KBtu</b>	<b>5.939 KBtu/SqFt</b>	<b>\$7,417.12</b>		

## Energy



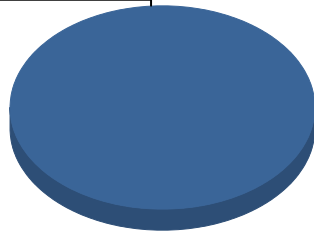
## Cost



Commodity	Common Use	Energy Use	Energy Use / Area	Total Cost	Cost / Unit	Cost / Area
<b>Place: [WAINWRIG] WAINWRIGHT 145 [BUILDING]</b> <b>Area: 38,227 SqFt</b> <b>Billing Period: Feb 2018</b>						
ELECTRIC	10,062.00 kWh	34,342 KBtu	0.898 KBtu/SqFt	\$1,296.23	\$0.129 /kWh	\$0.034 /SqFt
NATURALGAS	2,019.00 CCF	207,957 KBtu	5.440 KBtu/SqFt	\$1,469.06	\$0.728 /CCF	\$0.038 /SqFt
SEWER	18.00 CCF			\$204.58	\$11.366 /CCF	\$0.005 /SqFt
WATER	142.00 CCF			\$583.98	\$4.113 /CCF	\$0.015 /SqFt
<b>Totals:</b>		<b>242,299 KBtu</b>	<b>6.338 KBtu/SqFt</b>	<b>\$3,553.85</b>		

## Energy

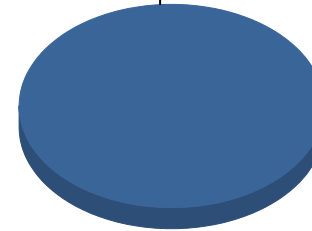
Electric



■ Electric 100.0%  
Total: 100.0%

## Cost

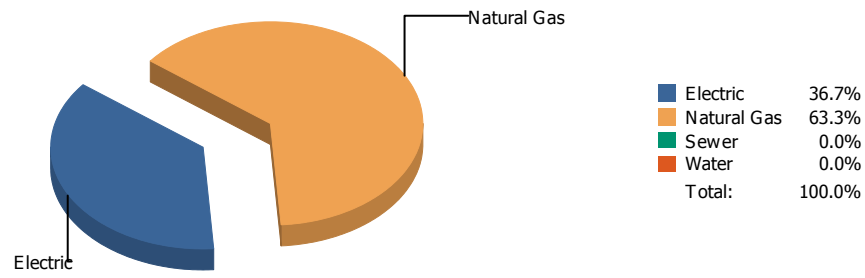
Electric



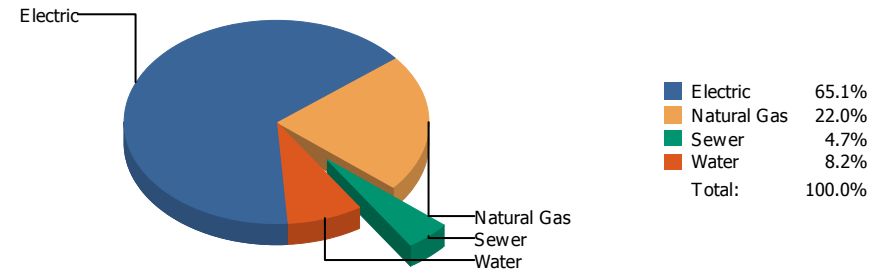
■ Electric 100.0%  
Total: 100.0%

Commodity	Common Use	Energy Use	Energy Use / Area	Total Cost	Cost / Unit	Cost / Area
Place: [WESTSIDE] WESTSIDE TRANSPORTATION 951 [BUILDING]						
Area: 4,040 SqFt						
Billing Period: Feb 2018						
ELECTRIC	2,860.00 kWh	9,761 KBtu	2.416 KBtu/SqFt	\$358.57	\$0.125 /kWh	\$0.089 /SqFt
<b>Totals:</b>		<b>9,761 KBtu</b>	<b>2.416 KBtu/SqFt</b>	<b>\$358.57</b>		

## Energy



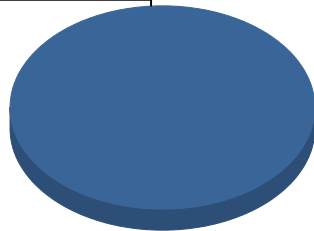
## Cost



Commodity	Common Use	Energy Use	Energy Use / Area	Total Cost	Cost / Unit	Cost / Area
Place: [WHITAKER] WHITAKER 153 [BUILDING]						
Area: 89,458 SqFt						
Billing Period: Feb 2018						
ELECTRIC	80,880.00 kWh	276,043 KBtu	3.086 KBtu/SqFt	\$8,566.22	\$0.106 /kWh	\$0.096 /SqFt
NATURALGAS	4,619.00 CCF	475,757 KBtu	5.318 KBtu/SqFt	\$2,886.97	\$0.625 /CCF	\$0.032 /SqFt
SEWER	195.00 CCF			\$622.42	\$3.192 /CCF	\$0.007 /SqFt
WATER	256.00 CCF			\$1,073.60	\$4.194 /CCF	\$0.012 /SqFt
<b>Totals:</b>		<b>751,800 KBtu</b>	<b>8.404 KBtu/SqFt</b>	<b>\$13,149.21</b>		

## Energy

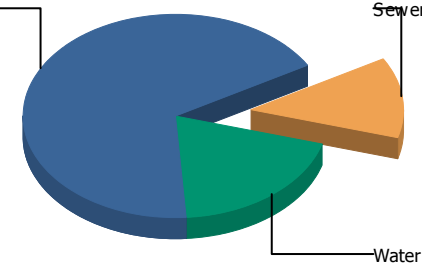
Natural Gas



Natural Gas	100.0%
Sewer	0.0%
Water	0.0%
Total:	100.0%

## Cost

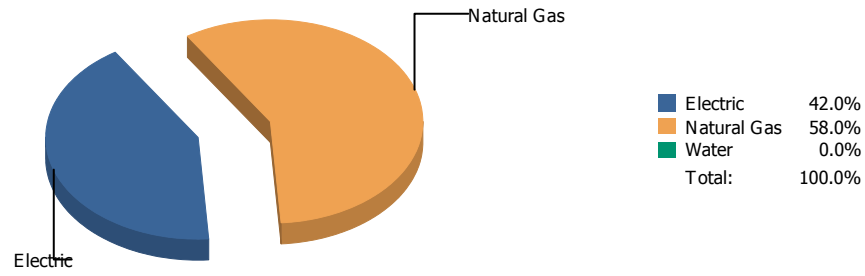
Natural Gas



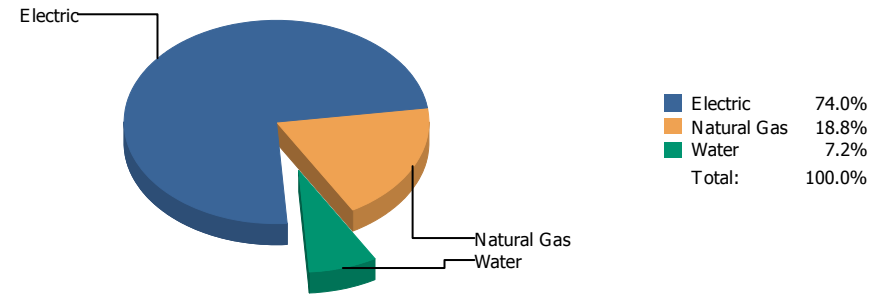
Natural Gas	67.7%
Sewer	12.8%
Water	19.5%
Total:	100.0%

Commodity	Common Use	Energy Use	Energy Use / Area	Total Cost	Cost / Unit	Cost / Area
<b>Place: [WHITE] ZACH WHITE ELEMENTARY NEW-1997 [BUILDING]</b>						
<b>Area: 92,458 SqFt</b>						
<b>Billing Period: Feb 2018</b>						
NATURALGAS	2,705.00 CCF	278,615 KBtu	3.013 KBtu/SqFt	\$1,875.94	\$0.694 /CCF	\$0.020 /SqFt
SEWER	102.00 CCF			\$353.26	\$3.463 /CCF	\$0.004 /SqFt
WATER	145.00 CCF			\$540.18	\$3.725 /CCF	\$0.006 /SqFt
<b>Totals:</b>		<b>278,615 KBtu</b>	<b>3.013 KBtu/SqFt</b>	<b>\$2,769.38</b>		

## Energy



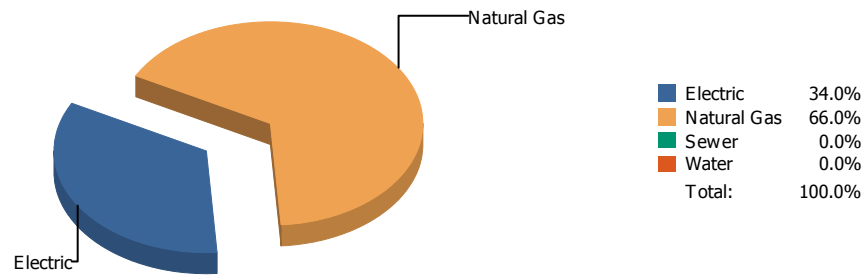
## Cost



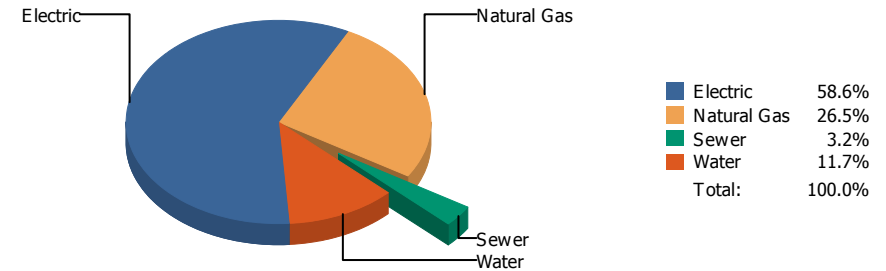
Commodity	Common Use	Energy Use	Energy Use / Area	Total Cost	Cost / Unit	Cost / Area
<b>Place: [WIGGS] WIGGS      052 [BUILDING]</b> <b>Area: 110,689 SqFt</b> <b>Billing Period: Feb 2018</b>						
ELECTRIC	60,620.00 kWh	206,896 KBtu	1.869 KBtu/SqFt	\$7,027.53	\$0.116 /kWh	\$0.063 /SqFt
NATURALGAS	2,772.00 CCF	285,516 KBtu	2.579 KBtu/SqFt	\$1,785.85	\$0.644 /CCF	\$0.016 /SqFt
WATER	106.00 CCF			\$684.33	\$6.456 /CCF	\$0.006 /SqFt
<b>Totals:</b>		<b>492,412 KBtu</b>	<b>4.449 KBtu/SqFt</b>	<b>\$9,497.71</b>		



## Energy

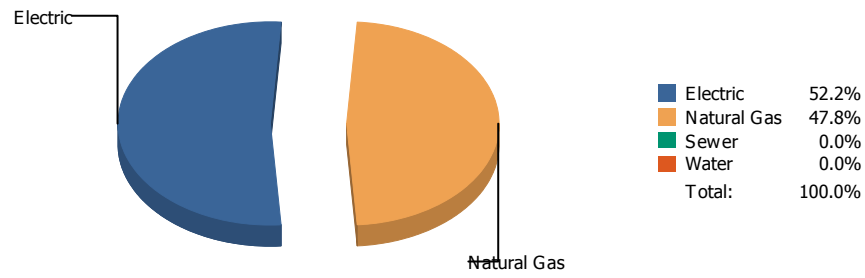


## Cost

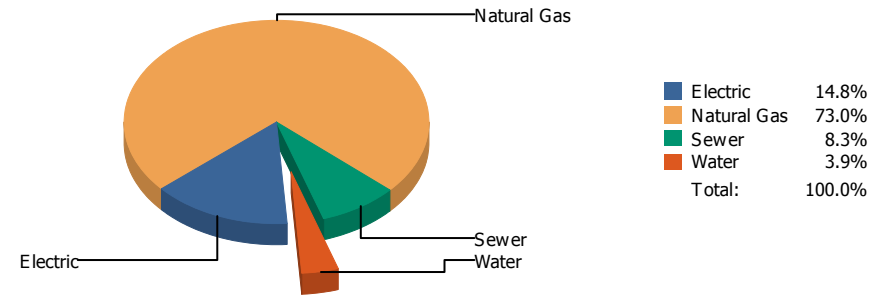


Commodity	Common Use	Energy Use	Energy Use / Area	Total Cost	Cost / Unit	Cost / Area
<b>Place: [ZAVALA] ZAVALA      148 [BUILDING]</b> <b>Area: 53,356 SqFt</b> <b>Billing Period: Feb 2018</b>						
ELECTRIC	28,250.00 kWh	96,417 KBtu	1.807 KBtu/SqFt	\$2,703.09	\$0.096 /kWh	\$0.051 /SqFt
NATURALGAS	1,817.00 CCF	187,151 KBtu	3.508 KBtu/SqFt	\$1,223.85	\$0.674 /CCF	\$0.023 /SqFt
SEWER	34.00 CCF			\$146.54	\$4.310 /CCF	\$0.003 /SqFt
WATER	87.00 CCF			\$541.75	\$6.227 /CCF	\$0.010 /SqFt
<b>Totals:</b>		<b>283,568 KBtu</b>	<b>5.315 KBtu/SqFt</b>	<b>\$4,615.23</b>		

## Energy

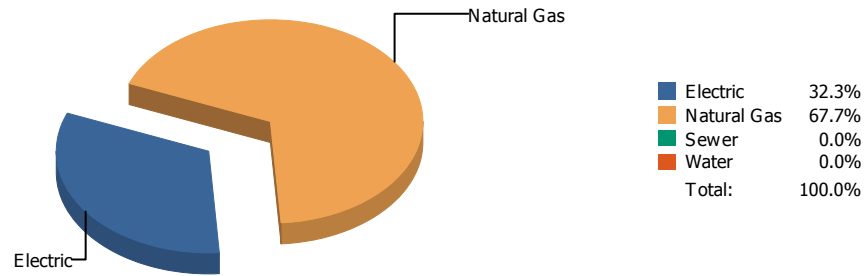


## Cost

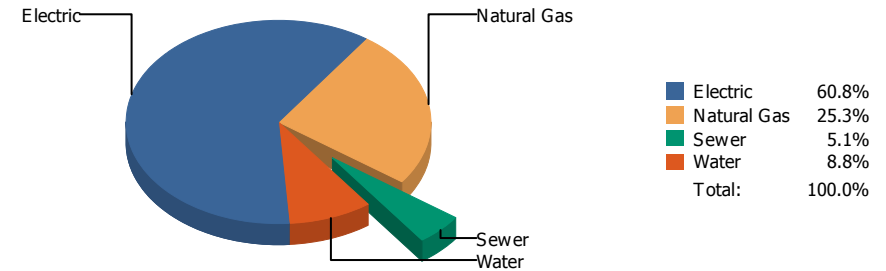


Commodity	Common Use	Energy Use	Energy Use / Area	Total Cost	Cost / Unit	Cost / Area
<b>Place: [ZUNI] ZUNI COTTAGES 952 [BUILDING]</b> <b>Area: 3,505 SqFt</b> <b>Billing Period: Feb 2018</b>						
ELECTRIC	33.00 kWh	113 KBtu	0.032 KBtu/SqFt	\$49.73	\$1.507 /kWh	\$0.014 /SqFt
NATURALGAS	1.00 CCF	103 KBtu	0.029 KBtu/SqFt	\$245.72	\$245.720 /CCF	\$0.070 /SqFt
SEWER	0.00 CCF			\$28.04	\$0.000 /CCF	\$0.008 /SqFt
WATER	0.00 CCF			\$13.26	\$0.000 /CCF	\$0.004 /SqFt
<b>Totals:</b>		<b>216 KBtu</b>	<b>0.062 KBtu/SqFt</b>	<b>\$336.75</b>		

## Energy



## Cost



Commodity	Common Use	Energy Use	Energy Use / Area	Total Cost	Cost / Unit	Cost / Area
<b>Place Summary Report</b>						
<b>Area: 10,748,824 SqFt</b>						
<b>Billing Period: Feb 2018</b>						
ELECTRIC	6,110,940.79 kWh	20,856,641 KBtu	1.940 KBtu/SqFt	\$664,884.61	\$0.109 /kWh	\$0.062 /SqFt
NATURALGAS	424,077.10 CCF	43,679,941 KBtu	4.064 KBtu/SqFt	\$276,567.28	\$0.652 /CCF	\$0.026 /SqFt
SEWER	18,092.00 CCF			\$55,778.55	\$3.083 /CCF	\$0.005 /SqFt
WATER	25,493.00 CCF			\$96,815.14	\$3.798 /CCF	\$0.009 /SqFt
<b>Totals:</b>		<b>64,536,582 KBtu</b>	<b>6.004 KBtu/SqFt</b>	<b>\$1,094,045.58</b>		

\* Please note per area calculations only include buildings with a floor area greater than 0.

**Requested by:** deiland

**Client version:**

**Report version:** 7

**Filters:** Meters in Building Name: Not one of NORTHEAST BOOK DEPOSITORY 814;ZACH WHITE MODULAR SCHOOL 147;START SCHOOL EARLY 1 DAY  
VALUE;STADIUM RATE CHANGES;SKY PARK IB1;SKY PARK I 200;SKY PARK;REMCON COTTAGES;PARKDALE COTTAGES 957;NEW COMPUTERS SINCE JUNE  
1990;Lighting;HONDO PASS COTTAGES;Butterfield Trail Warehouse;BRANON COTTAGES 955;BLUE FLAME BLDG.;BARCELONA COTTAGES;ALL REFUNDS AND  
REBATES; ; Bill is Void Equals 0; Account is Active Equals 1; Vendor Bill Equals 1; ; Billing Period Equals Feb 2018

**Record count:** 0