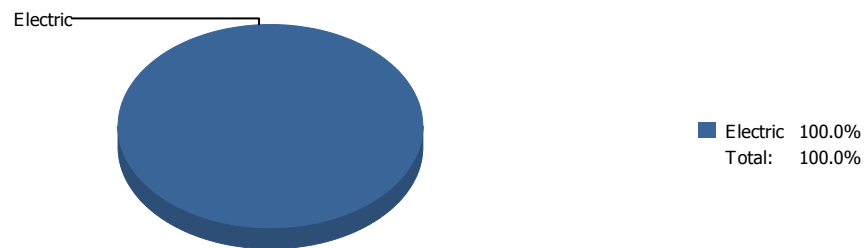
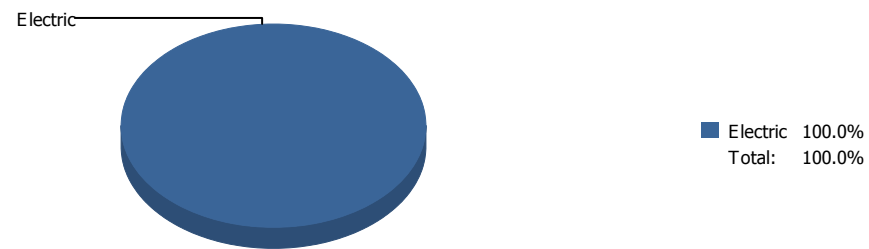


Energy

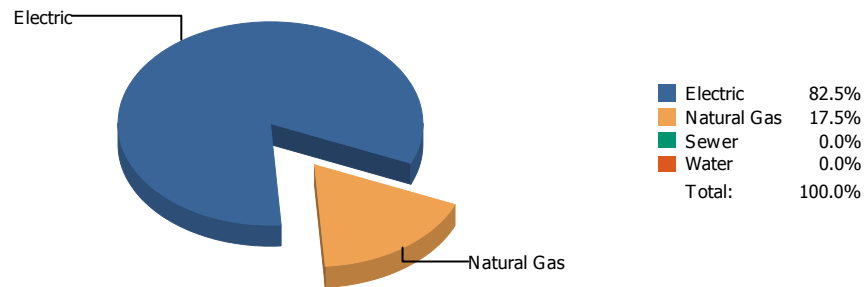


Cost

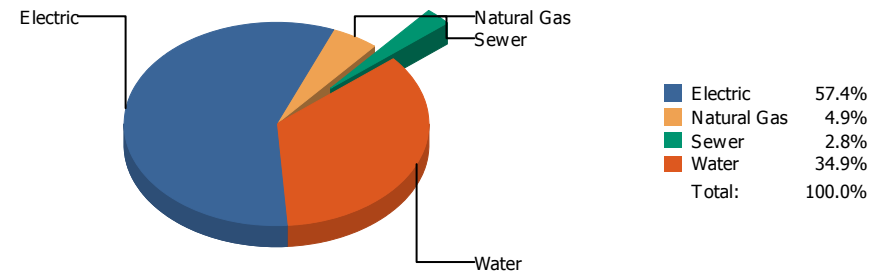


Commodity	Common Use	Energy Use	Energy Use / Area	Total Cost	Cost / Unit	Cost / Area
Place: [ALAMO] ALAMO 101 [BUILDING] Area: 58,978 SqFt Billing Period: Sep 2018						
ELECTRIC	2,800.00 kWh	9,556 KBtu	0.162 KBtu/SqFt	\$643.06	\$0.230 /kWh	\$0.011 /SqFt
Totals:		9,556 KBtu	0.162 KBtu/SqFt	\$643.06		

Energy

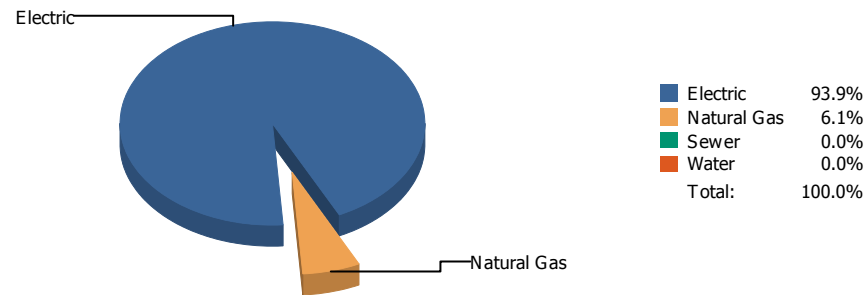


Cost

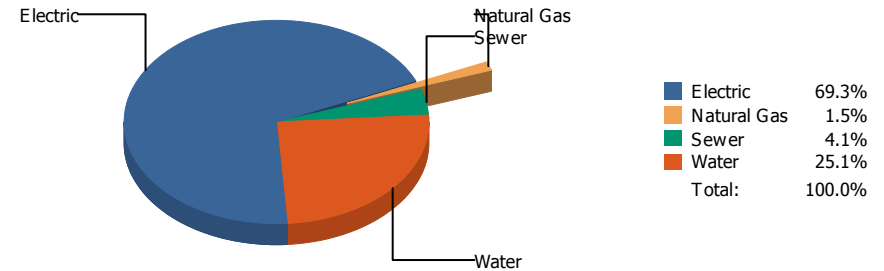


Commodity	Common Use	Energy Use	Energy Use / Area	Total Cost	Cost / Unit	Cost / Area
Place: [ALTA] ALTA VISTA 102 [BUILDING]						
Area: 68,463 SqFt						
Billing Period: Sep 2018						
ELECTRIC	39,450.00 kWh	134,643 KBtu	1.967 KBtu/SqFt	\$4,885.56	\$0.124 /kWh	\$0.071 /SqFt
NATURALGAS	277.00 CCF	28,531 KBtu	0.417 KBtu/SqFt	\$418.73	\$1.512 /CCF	\$0.006 /SqFt
SEWER	77.00 CCF			\$240.34	\$3.121 /CCF	\$0.004 /SqFt
WATER	505.00 CCF			\$2,972.73	\$5.887 /CCF	\$0.043 /SqFt
Totals:		163,174 KBtu	2.383 KBtu/SqFt	\$8,517.36		

Energy

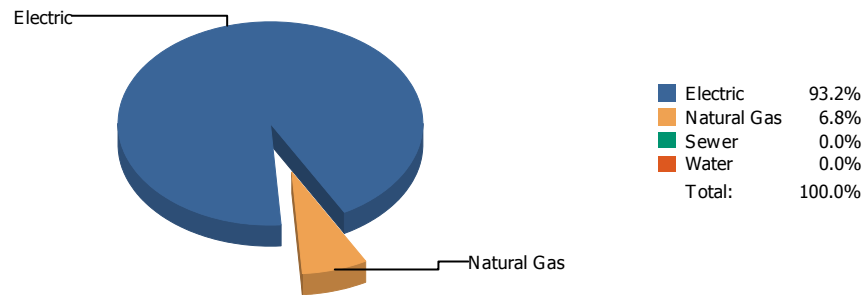


Cost

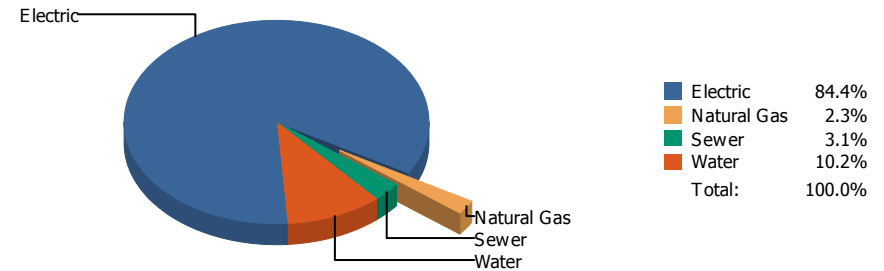


Commodity	Common Use	Energy Use	Energy Use / Area	Total Cost	Cost / Unit	Cost / Area
Place: [ADDRESS] ADDRESS 001 [BUILDING]						
Area: 266,968 SqFt						
Billing Period: Sep 2018						
ELECTRIC	92,864.00 kWh	316,945 KBtu	1.187 KBtu/SqFt	\$23,172.00	\$0.250 /kWh	\$0.086 /SqFt
NATURALGAS	201.00 CCF	20,703 KBtu	0.078 KBtu/SqFt	\$509.90	\$2.537 /CCF	\$0.002 /SqFt
SEWER	608.00 CCF			\$1,367.46	\$2.249 /CCF	\$0.005 /SqFt
WATER	2,037.00 CCF			\$8,383.44	\$4.116 /CCF	\$0.031 /SqFt
Totals:		337,648 KBtu	1.265 KBtu/SqFt	\$33,432.80		

Energy

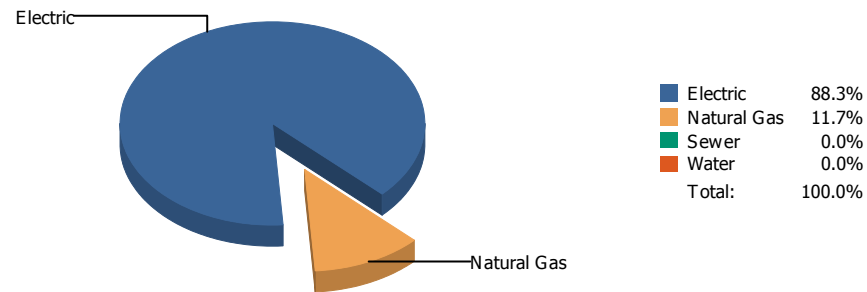


Cost

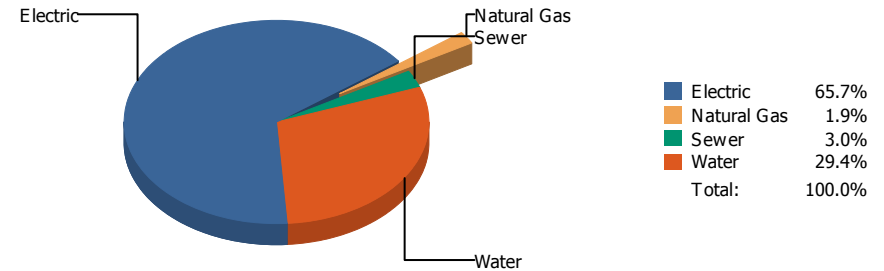


Commodity	Common Use	Energy Use	Energy Use / Area	Total Cost	Cost / Unit	Cost / Area
Place: [AOY] AOY 103 [BUILDING] Area: 105,486 SqFt Billing Period: Sep 2018						
ELECTRIC	109,376.00 kWh	373,300 KBtu	3.539 KBtu/SqFt	\$15,085.94	\$0.138 /kWh	\$0.143 /SqFt
NATURALGAS	265.00 CCF	27,295 KBtu	0.259 KBtu/SqFt	\$412.12	\$1.555 /CCF	\$0.004 /SqFt
SEWER	88.00 CCF			\$559.77	\$6.361 /CCF	\$0.005 /SqFt
WATER	318.00 CCF			\$1,818.31	\$5.718 /CCF	\$0.017 /SqFt
Totals:		400,595 KBtu	3.798 KBtu/SqFt	\$17,876.14		

Energy

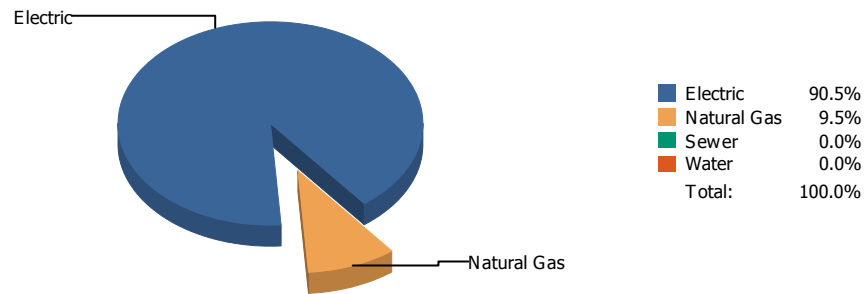


Cost

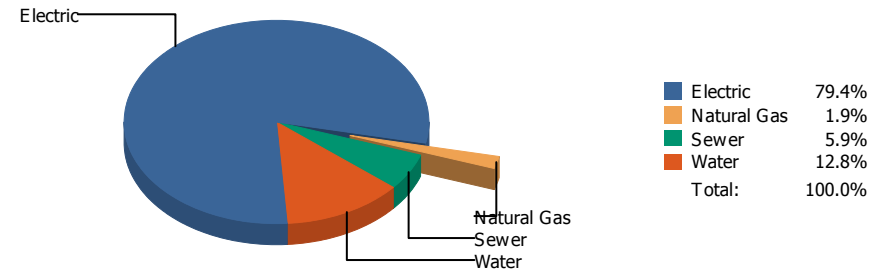


Commodity	Common Use	Energy Use	Energy Use / Area	Total Cost	Cost / Unit	Cost / Area
Place: [ARMENDARIZ_1] ARMENDARIZ MIDDLE SCHOOL [BUILDING]						
Area: 133,779 SqFt						
Billing Period: Sep 2018						
ELECTRIC	109,500.00 kWh	373,724 KBtu	2.794 KBtu/SqFt	\$13,649.52	\$0.125 /kWh	\$0.102 /SqFt
NATURALGAS	479.00 CCF	49,337 KBtu	0.369 KBtu/SqFt	\$397.00	\$0.829 /CCF	\$0.003 /SqFt
SEWER	156.00 CCF			\$615.52	\$3.946 /CCF	\$0.005 /SqFt
WATER	1,352.00 CCF			\$6,104.46	\$4.515 /CCF	\$0.046 /SqFt
Totals:		423,061 KBtu	3.162 KBtu/SqFt	\$20,766.50		

Energy

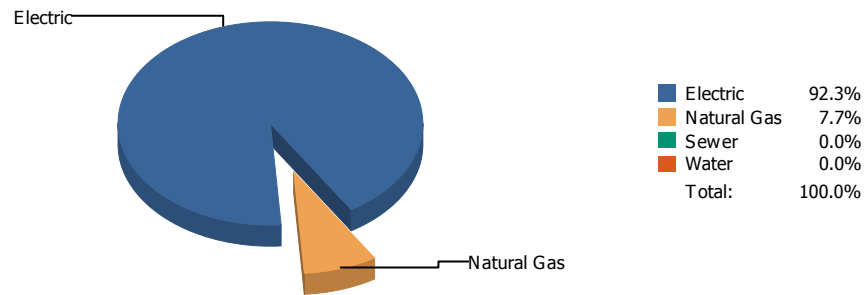


Cost

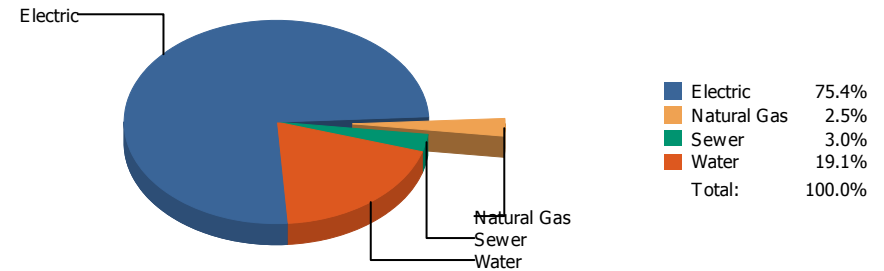


Commodity	Common Use	Energy Use	Energy Use / Area	Total Cost	Cost / Unit	Cost / Area
Place: [AUSTIN] AUSTIN 002 [BUILDING]						
Area: 269,216 SqFt						
Billing Period: Sep 2018						
ELECTRIC	122,935.00 kWh	419,577 KBtu	1.559 KBtu/SqFt	\$26,851.44	\$0.218 /kWh	\$0.099 /SqFt
NATURALGAS	429.00 CCF	44,187 KBtu	0.164 KBtu/SqFt	\$635.55	\$1.481 /CCF	\$0.002 /SqFt
SEWER	608.00 CCF			\$1,982.94	\$3.261 /CCF	\$0.007 /SqFt
WATER	1,149.00 CCF			\$4,338.91	\$3.776 /CCF	\$0.016 /SqFt
Totals:		463,764 KBtu	1.723 KBtu/SqFt	\$33,808.84		

Energy

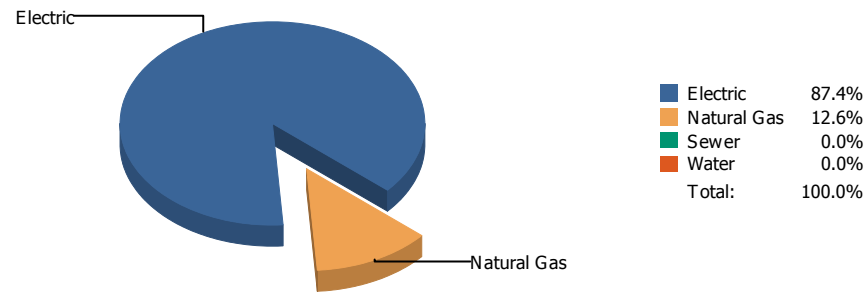


Cost

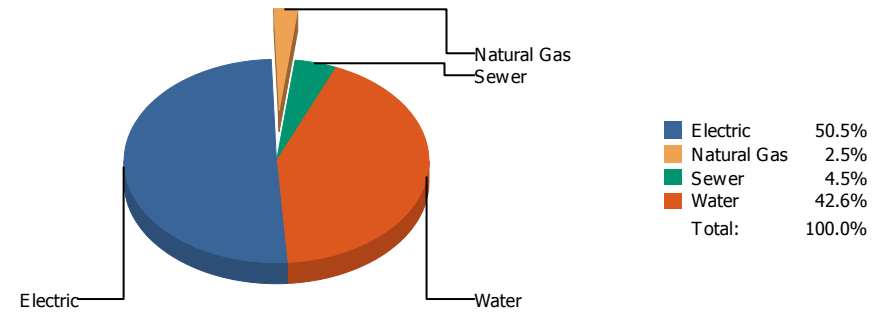


Commodity	Common Use	Energy Use	Energy Use / Area	Total Cost	Cost / Unit	Cost / Area
Place: [BARRON ELEMENTARY] Barron Elementary 165 [BUILDING]						
Area: 87,818 SqFt						
Billing Period: Sep 2018						
ELECTRIC	89,844.00 kWh	306,638 KBtu	3.492 KBtu/SqFt	\$11,911.40	\$0.133 /kWh	\$0.136 /SqFt
NATURALGAS	247.00 CCF	25,441 KBtu	0.290 KBtu/SqFt	\$402.21	\$1.628 /CCF	\$0.005 /SqFt
SEWER	61.00 CCF			\$468.90	\$7.687 /CCF	\$0.005 /SqFt
WATER	416.00 CCF			\$3,015.53	\$7.249 /CCF	\$0.034 /SqFt
Totals:		332,079 KBtu	3.781 KBtu/SqFt	\$15,798.04		

Energy

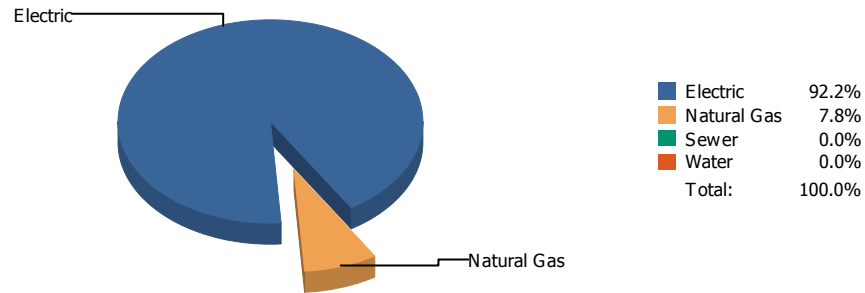


Cost

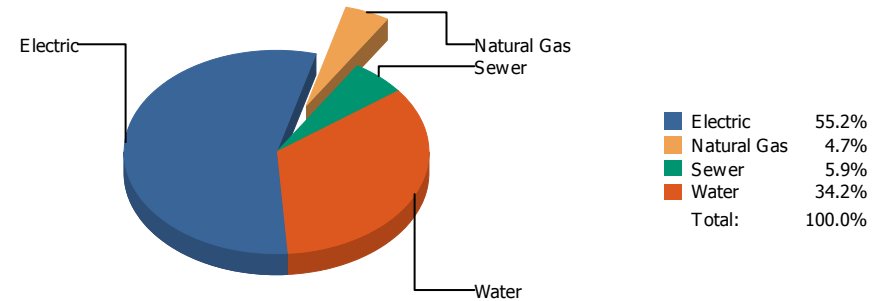


Commodity	Common Use	Energy Use	Energy Use / Area	Total Cost	Cost / Unit	Cost / Area
Place: [BASSETT] BASSETT 049 [BUILDING]						
Area: 174,250 SqFt						
Billing Period: Sep 2018						
ELECTRIC	82,964.00 kWh	283,156 KBtu	1.625 KBtu/SqFt	\$9,921.60	\$0.120 /kWh	\$0.057 /SqFt
NATURALGAS	397.00 CCF	40,891 KBtu	0.235 KBtu/SqFt	\$484.85	\$1.221 /CCF	\$0.003 /SqFt
SEWER	352.00 CCF			\$878.50	\$2.496 /CCF	\$0.005 /SqFt
WATER	1,734.00 CCF			\$8,380.82	\$4.833 /CCF	\$0.048 /SqFt
Totals:		324,047 KBtu	1.860 KBtu/SqFt	\$19,665.77		

Energy



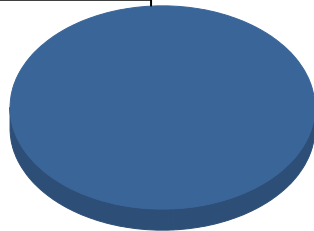
Cost



Commodity	Common Use	Energy Use	Energy Use / Area	Total Cost	Cost / Unit	Cost / Area
Place: [BEALL] BEALL 104 [BUILDING] Area: 74,454 SqFt Billing Period: Sep 2018						
ELECTRIC	31,060.00 kWh	106,008 KBtu	1.424 KBtu/SqFt	\$3,685.11	\$0.119 /kWh	\$0.049 /SqFt
NATURALGAS	87.00 CCF	8,961 KBtu	0.120 KBtu/SqFt	\$314.02	\$3.609 /CCF	\$0.004 /SqFt
SEWER	99.00 CCF			\$395.27	\$3.993 /CCF	\$0.005 /SqFt
WATER	454.00 CCF			\$2,280.79	\$5.024 /CCF	\$0.031 /SqFt
Totals:		114,969 KBtu	1.544 KBtu/SqFt	\$6,675.19		

Energy

Electric



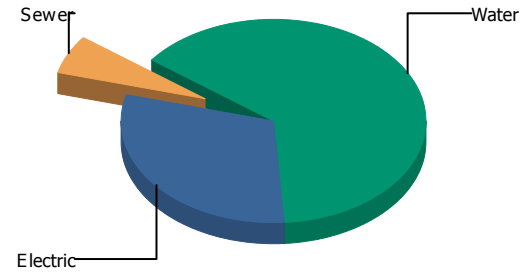
■ Electric 100.0%
 ■ Sewer 0.0%
 ■ Water 0.0%
 Total: 100.0%

Cost

Sewer

Water

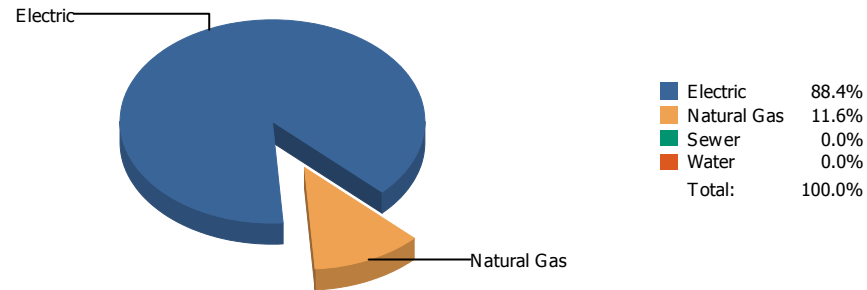
Electric



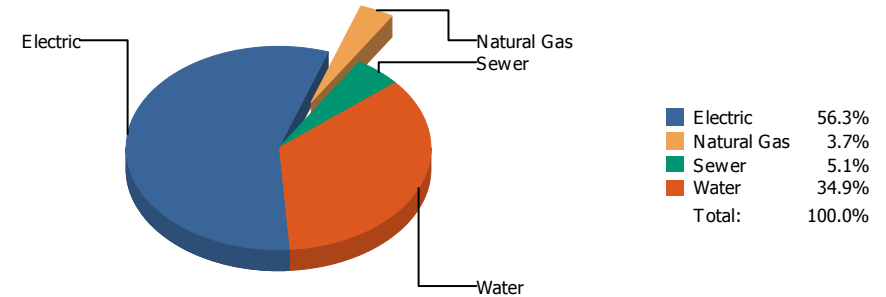
■ Electric 30.2%
 ■ Sewer 6.2%
 ■ Water 63.6%
 Total: 100.0%

Commodity	Common Use	Energy Use	Energy Use / Area	Total Cost	Cost / Unit	Cost / Area
Place: [BLISS] BLISS 105 [BUILDING] Area: 78,820 SqFt Billing Period: Sep 2018						
ELECTRIC	36,667.00 kWh	125,144 KBtu	1.588 KBtu/SqFt	\$4,973.85	\$0.136 /kWh	\$0.063 /SqFt
SEWER	426.00 CCF			\$1,019.84	\$2.394 /CCF	\$0.013 /SqFt
WATER	2,046.00 CCF			\$10,459.31	\$5.112 /CCF	\$0.133 /SqFt
Totals:		125,144 KBtu	1.588 KBtu/SqFt	\$16,453.00		

Energy

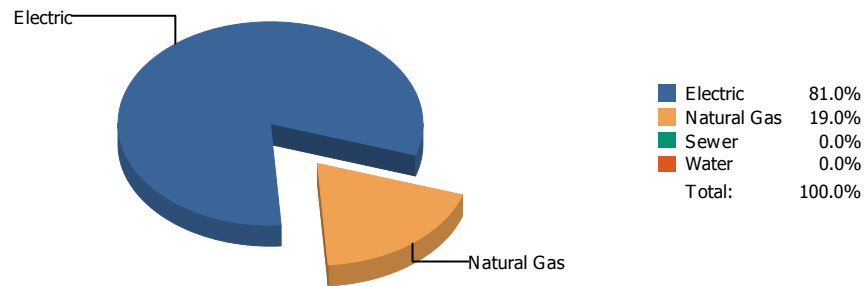


Cost

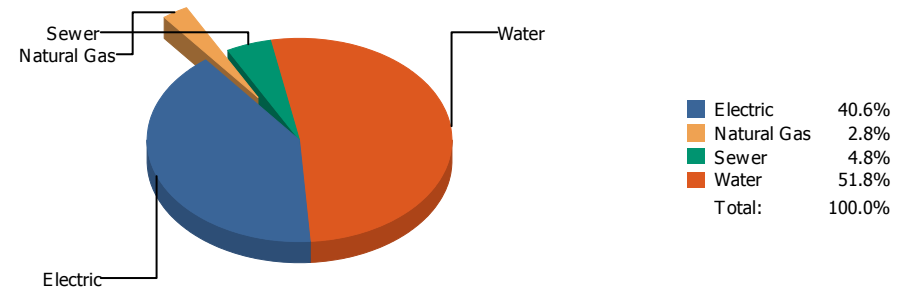


Commodity	Common Use	Energy Use	Energy Use / Area	Total Cost	Cost / Unit	Cost / Area
Place: [BOND_2] BOND 160 [BUILDING]						
Area: 89,988 SqFt						
Billing Period: Sep 2018						
ELECTRIC	38,221.00 kWh	130,448 KBtu	1.450 KBtu/SqFt	\$5,399.85	\$0.141 /kWh	\$0.060 /SqFt
NATURALGAS	166.00 CCF	17,098 KBtu	0.190 KBtu/SqFt	\$357.81	\$2.155 /CCF	\$0.004 /SqFt
SEWER	98.00 CCF			\$486.63	\$4.966 /CCF	\$0.005 /SqFt
WATER	587.00 CCF			\$3,346.04	\$5.700 /CCF	\$0.037 /SqFt
Totals:		147,546 KBtu	1.640 KBtu/SqFt	\$9,590.33		

Energy

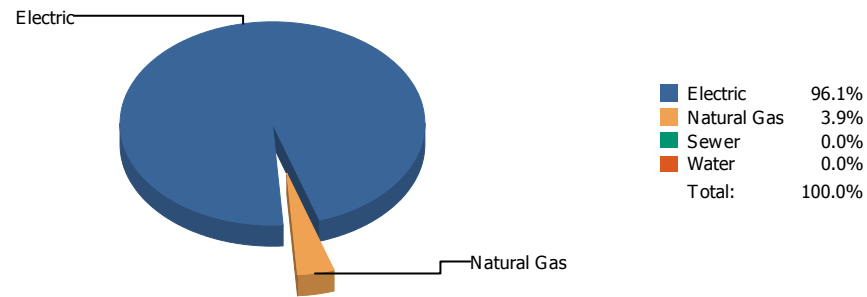


Cost

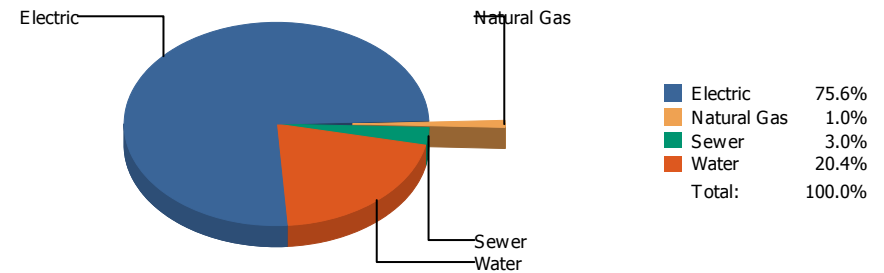


Commodity	Common Use	Energy Use	Energy Use / Area	Total Cost	Cost / Unit	Cost / Area
Place: [BONHAM] BONHAM 106 [BUILDING]						
Area: 53,522 SqFt						
Billing Period: Sep 2018						
ELECTRIC	30,916.00 kWh	105,516 KBtu	1.971 KBtu/SqFt	\$3,883.95	\$0.126 /kWh	\$0.072 /SqFt
NATURALGAS	240.00 CCF	24,720 KBtu	0.462 KBtu/SqFt	\$265.30	\$1.105 /CCF	\$0.005 /SqFt
SEWER	147.00 CCF			\$463.31	\$3.152 /CCF	\$0.009 /SqFt
WATER	876.00 CCF			\$4,963.51	\$5.666 /CCF	\$0.093 /SqFt
Totals:		130,236 KBtu	2.433 KBtu/SqFt	\$9,576.07		

Energy

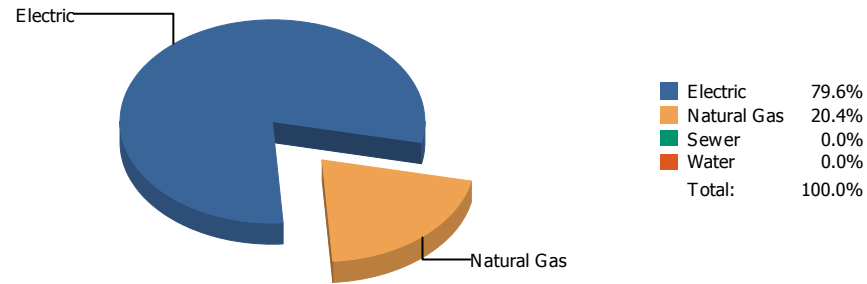


Cost

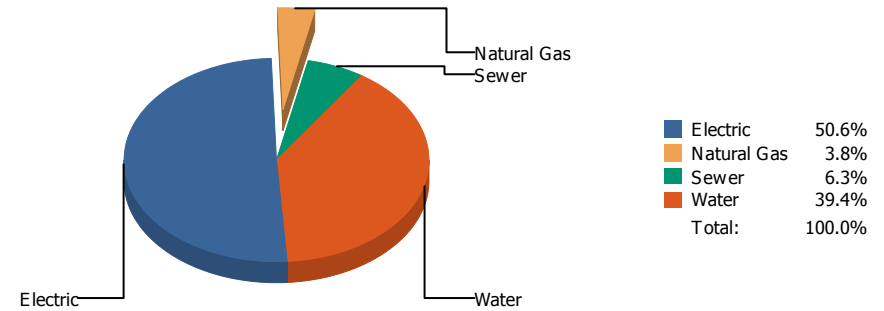


Commodity	Common Use	Energy Use	Energy Use / Area	Total Cost	Cost / Unit	Cost / Area
Place: [BOWIE] BOWIE 003 [BUILDING]						
Area: 282,931 SqFt						
Billing Period: Sep 2018						
ELECTRIC	323,972.00 kWh	1,105,716 KBtu	3.908 KBtu/SqFt	\$38,498.74	\$0.119 /kWh	\$0.136 /SqFt
NATURALGAS	430.00 CCF	44,290 KBtu	0.157 KBtu/SqFt	\$503.05	\$1.170 /CCF	\$0.002 /SqFt
SEWER	482.00 CCF			\$1,537.63	\$3.190 /CCF	\$0.005 /SqFt
WATER	4,060.00 CCF			\$10,405.60	\$2.563 /CCF	\$0.037 /SqFt
Totals:		1,150,006 KBtu	4.065 KBtu/SqFt	\$50,945.02		

Energy

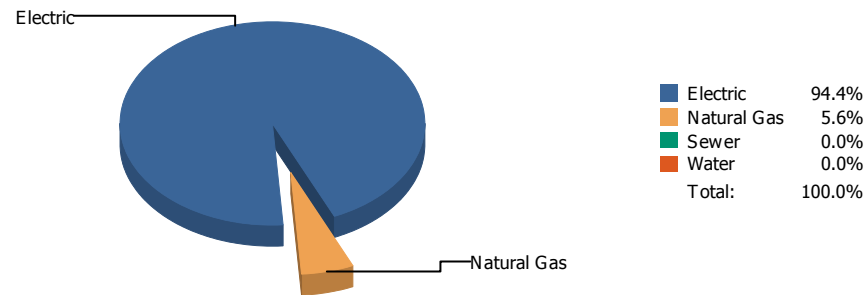


Cost

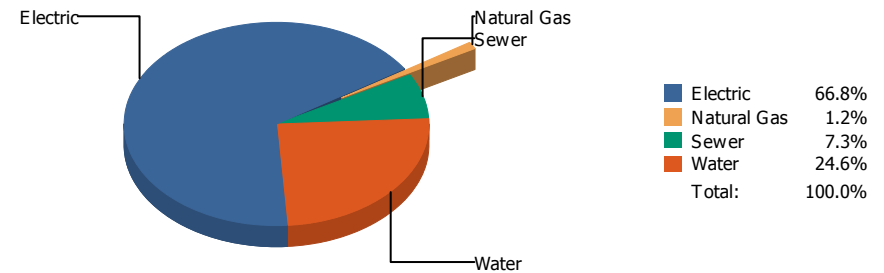


Commodity	Common Use	Energy Use	Energy Use / Area	Total Cost	Cost / Unit	Cost / Area
Place: [BRADLEY] BRADLEY 158 [BUILDING]						
Area: 59,142 SqFt						
Billing Period: Sep 2018						
ELECTRIC	30,200.00 kWh	103,073 KBtu	1.743 KBtu/SqFt	\$3,691.75	\$0.122 /kWh	\$0.062 /SqFt
NATURALGAS	257.00 CCF	26,471 KBtu	0.448 KBtu/SqFt	\$274.66	\$1.069 /CCF	\$0.005 /SqFt
SEWER	73.00 CCF			\$456.99	\$6.260 /CCF	\$0.008 /SqFt
WATER	643.00 CCF			\$2,873.89	\$4.470 /CCF	\$0.049 /SqFt
Totals:		129,544 KBtu	2.190 KBtu/SqFt	\$7,297.29		

Energy

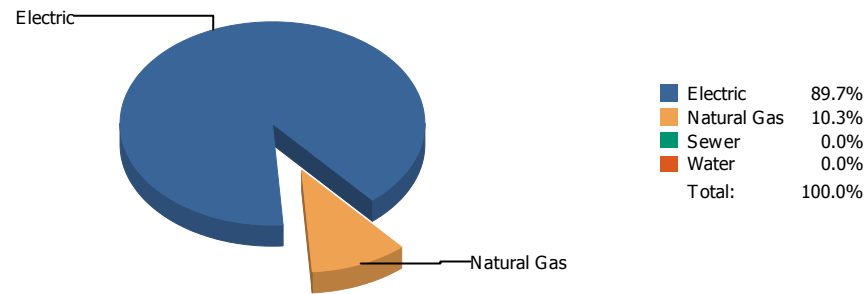


Cost

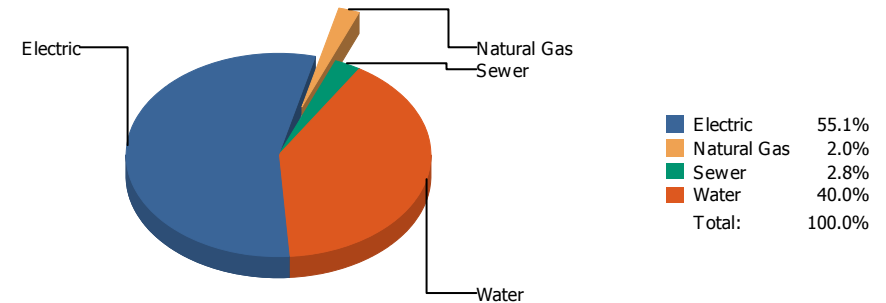


Commodity	Common Use	Energy Use	Energy Use / Area	Total Cost	Cost / Unit	Cost / Area
Place: [BROWN] BROWN MIDDLE SCHOOL 056 [BUILDING]						
Area: 173,263 SqFt						
Billing Period: Sep 2018						
ELECTRIC	135,400.00 kWh	462,120 KBtu	2.667 KBtu/SqFt	\$15,128.21	\$0.112 /kWh	\$0.087 /SqFt
NATURALGAS	264.00 CCF	27,192 KBtu	0.157 KBtu/SqFt	\$278.54	\$1.055 /CCF	\$0.002 /SqFt
SEWER	697.00 CCF			\$1,648.83	\$2.366 /CCF	\$0.010 /SqFt
WATER	1,688.00 CCF			\$5,577.72	\$3.304 /CCF	\$0.032 /SqFt
Totals:		489,312 KBtu	2.824 KBtu/SqFt	\$22,633.30		

Energy

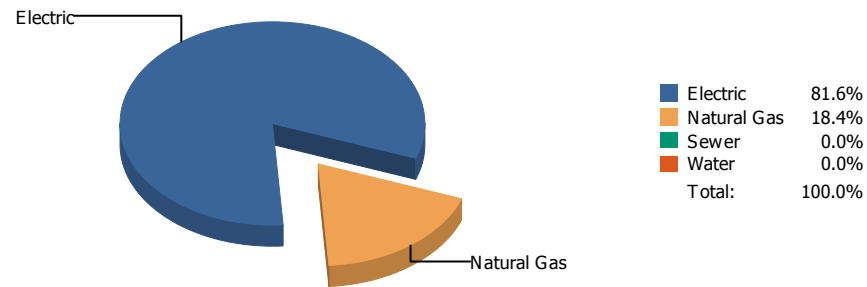


Cost

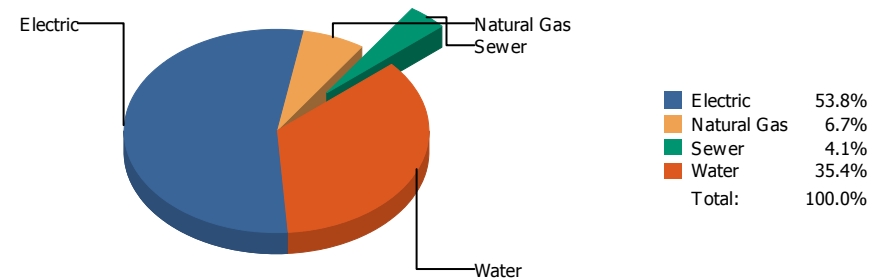


Commodity	Common Use	Energy Use	Energy Use / Area	Total Cost	Cost / Unit	Cost / Area
Place: [BURGES] BURGES 004 [BUILDING]						
Area: 241,219 SqFt						
Billing Period: Sep 2018						
ELECTRIC	153,386.00 kWh	523,506 KBtu	2.170 KBtu/SqFt	\$19,335.92	\$0.126 /kWh	\$0.080 /SqFt
NATURALGAS	584.00 CCF	60,152 KBtu	0.249 KBtu/SqFt	\$719.35	\$1.232 /CCF	\$0.003 /SqFt
SEWER	247.00 CCF			\$995.51	\$4.030 /CCF	\$0.004 /SqFt
WATER	2,531.00 CCF			\$14,056.53	\$5.554 /CCF	\$0.058 /SqFt
Totals:		583,658 KBtu	2.420 KBtu/SqFt	\$35,107.31		

Energy



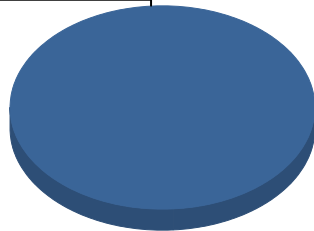
Cost



Commodity	Common Use	Energy Use	Energy Use / Area	Total Cost	Cost / Unit	Cost / Area
Place: [BURLESON] BURLESON 107 [BUILDING]						
Area: 73,772 SqFt						
Billing Period: Sep 2018						
ELECTRIC	32,991.00 kWh	112,598 KBtu	1.526 KBtu/SqFt	\$4,271.23	\$0.129 /kWh	\$0.058 /SqFt
NATURALGAS	246.00 CCF	25,338 KBtu	0.343 KBtu/SqFt	\$534.72	\$2.174 /CCF	\$0.007 /SqFt
SEWER	73.00 CCF			\$325.97	\$4.465 /CCF	\$0.004 /SqFt
WATER	670.00 CCF			\$2,806.90	\$4.189 /CCF	\$0.038 /SqFt
Totals:		137,936 KBtu	1.870 KBtu/SqFt	\$7,938.82		

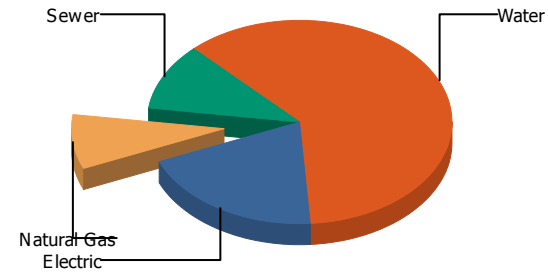
Energy

Electric



Electric	100.0%
Natural Gas	0.0%
Sewer	0.0%
Water	0.0%
Total:	100.0%

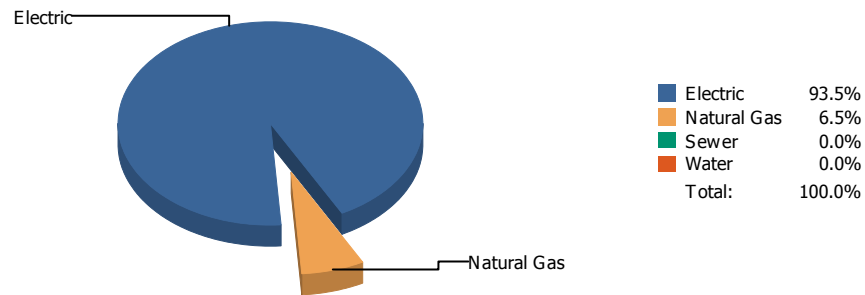
Cost



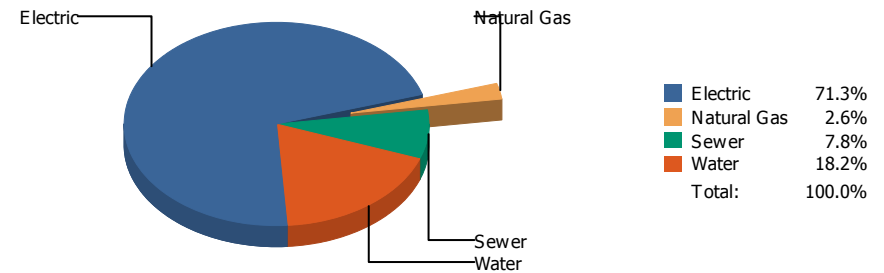
Electric	19.8%
Natural Gas	8.5%
Sewer	10.7%
Water	61.0%
Total:	100.0%

Commodity	Common Use	Energy Use	Energy Use / Area	Total Cost	Cost / Unit	Cost / Area
Place: [BURNET] BURNET 108 [BUILDING]						
Area: 50,520 SqFt						
Billing Period: Sep 2018						
ELECTRIC	5,334.00 kWh	18,205 KBtu	0.360 KBtu/SqFt	\$617.03	\$0.116 /kWh	\$0.012 /SqFt
NATURALGAS	0.00 CCF	0 KBtu	0.000 KBtu/SqFt	\$266.10	\$0.000 /CCF	\$0.005 /SqFt
SEWER	78.00 CCF			\$335.52	\$4.302 /CCF	\$0.007 /SqFt
WATER	426.00 CCF			\$1,905.40	\$4.473 /CCF	\$0.038 /SqFt
Totals:		18,205 KBtu	0.360 KBtu/SqFt	\$3,124.05		

Energy

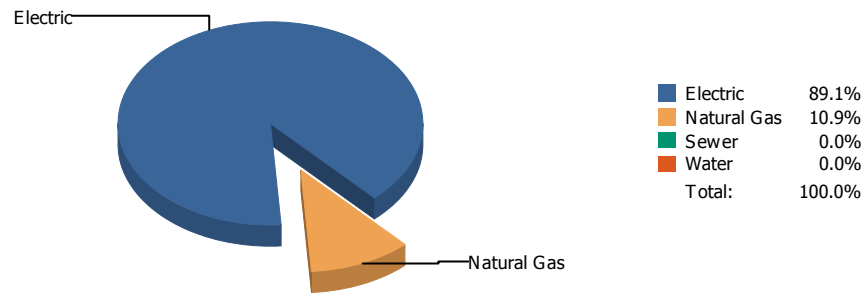


Cost

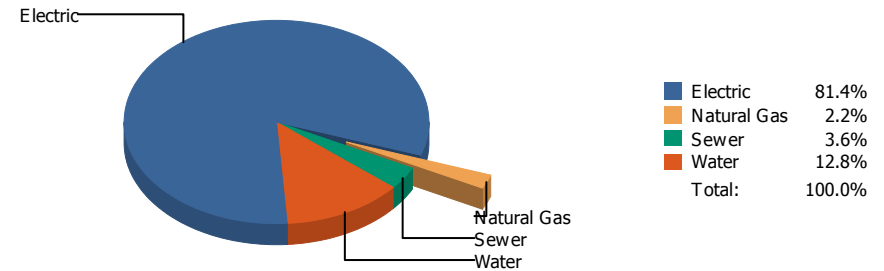


Commodity	Common Use	Energy Use	Energy Use / Area	Total Cost	Cost / Unit	Cost / Area
Place: [CANYON HILLS] CANYON HILLS 043 [BUILDING]						
Area: 133,149 SqFt						
Billing Period: Sep 2018						
ELECTRIC	83,180.00 kWh	283,893 KBtu	2.132 KBtu/SqFt	\$10,168.82	\$0.122 /kWh	\$0.076 /SqFt
NATURALGAS	193.00 CCF	19,879 KBtu	0.149 KBtu/SqFt	\$372.45	\$1.930 /CCF	\$0.003 /SqFt
SEWER	250.00 CCF			\$1,112.62	\$4.450 /CCF	\$0.008 /SqFt
WATER	654.00 CCF			\$2,598.69	\$3.974 /CCF	\$0.019 /SqFt
Totals:		303,772 KBtu	2.281 KBtu/SqFt	\$14,252.58		

Energy



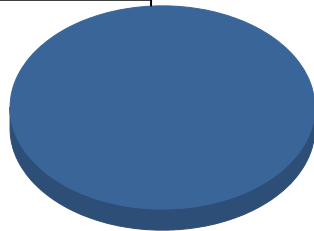
Cost



Commodity	Common Use	Energy Use	Energy Use / Area	Total Cost	Cost / Unit	Cost / Area
Place: [CAREER] CAREER AND TECHNOLOGY [BUILDING]						
Area: 146,485 SqFt						
Billing Period: Sep 2018						
ELECTRIC	109,265.00 kWh	372,921 KBtu	2.546 KBtu/SqFt	\$13,659.57	\$0.125 /kWh	\$0.093 /SqFt
NATURALGAS	442.00 CCF	45,526 KBtu	0.311 KBtu/SqFt	\$376.58	\$0.852 /CCF	\$0.003 /SqFt
SEWER	167.00 CCF			\$599.28	\$3.589 /CCF	\$0.004 /SqFt
WATER	477.00 CCF			\$2,141.64	\$4.490 /CCF	\$0.015 /SqFt
Totals:		418,447 KBtu	2.857 KBtu/SqFt	\$16,777.07		

Energy

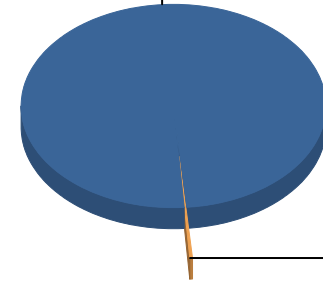
Electric



■ Electric 100.0%
 ■ Water 0.0%
 Total: 100.0%

Cost

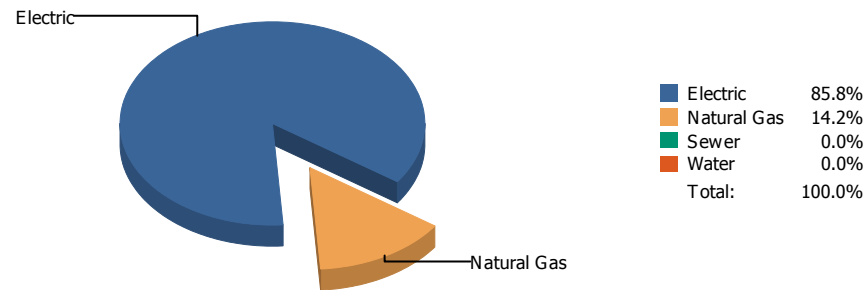
Electric



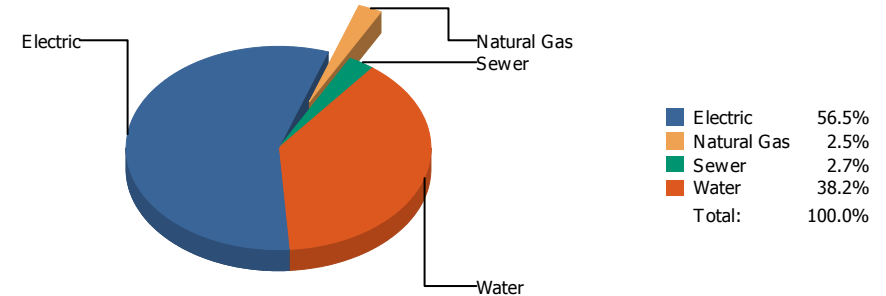
■ Electric 99.9%
 ■ Water 0.1%
 Total: 100.0%

Commodity	Common Use	Energy Use	Energy Use / Area	Total Cost	Cost / Unit	Cost / Area
Place: [CHAPIN] CHAPIN 012 [BUILDING]						
Area: 273,727 SqFt						
Billing Period: Sep 2018						
ELECTRIC	408,512.00 kWh	1,394,251 KBtu	5.094 KBtu/SqFt	\$45,415.86	\$0.111 /kWh	\$0.166 /SqFt
WATER	0.00 CCF			\$65.38	\$0.000 /CCF	\$0.000 /SqFt
Totals:		1,394,251 KBtu	5.094 KBtu/SqFt	\$45,481.24		

Energy

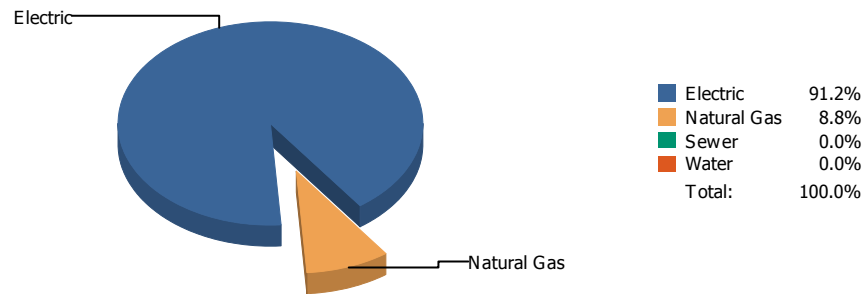


Cost

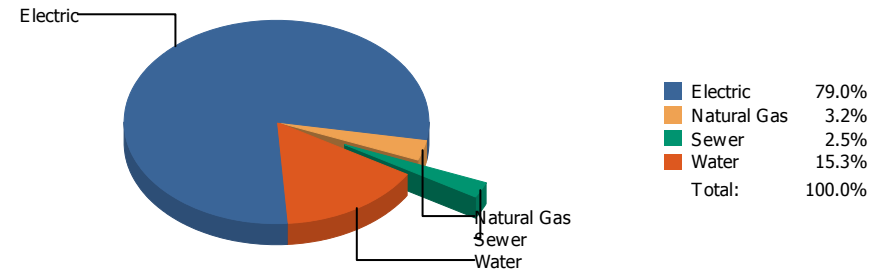


Commodity	Common Use	Energy Use	Energy Use / Area	Total Cost	Cost / Unit	Cost / Area
Place: [CHARLES] H.E. CHARLES 045 [BUILDING] Area: 107,867 SqFt Billing Period: Sep 2018						
ELECTRIC	95,157.00 kWh	324,771 KBtu	3.011 KBtu/SqFt	\$12,396.61	\$0.130 /kWh	\$0.115 /SqFt
NATURALGAS	522.00 CCF	53,766 KBtu	0.498 KBtu/SqFt	\$553.27	\$1.060 /CCF	\$0.005 /SqFt
SEWER	149.00 CCF			\$602.15	\$4.041 /CCF	\$0.006 /SqFt
WATER	1,325.00 CCF			\$8,393.42	\$6.335 /CCF	\$0.078 /SqFt
Totals:		378,537 KBtu	3.509 KBtu/SqFt	\$21,945.45		

Energy

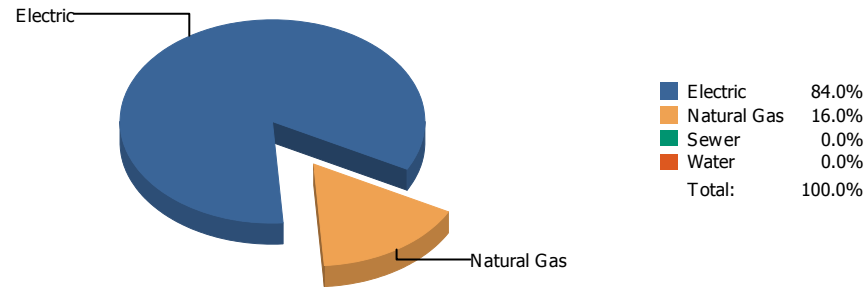


Cost

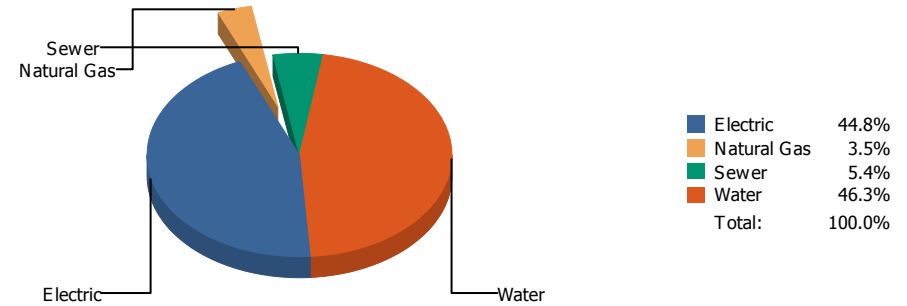


Commodity	Common Use	Energy Use	Energy Use / Area	Total Cost	Cost / Unit	Cost / Area
Place: [CIELO VI] CIELO VISTA 151 [BUILDING]						
Area: 66,034 SqFt						
Billing Period: Sep 2018						
ELECTRIC	76,920.00 kWh	262,528 KBtu	3.976 KBtu/SqFt	\$10,017.21	\$0.130 /kWh	\$0.152 /SqFt
NATURALGAS	246.00 CCF	25,338 KBtu	0.384 KBtu/SqFt	\$401.65	\$1.633 /CCF	\$0.006 /SqFt
SEWER	61.00 CCF			\$322.69	\$5.290 /CCF	\$0.005 /SqFt
WATER	565.00 CCF			\$1,935.68	\$3.426 /CCF	\$0.029 /SqFt
Totals:		287,866 KBtu	4.359 KBtu/SqFt	\$12,677.23		

Energy

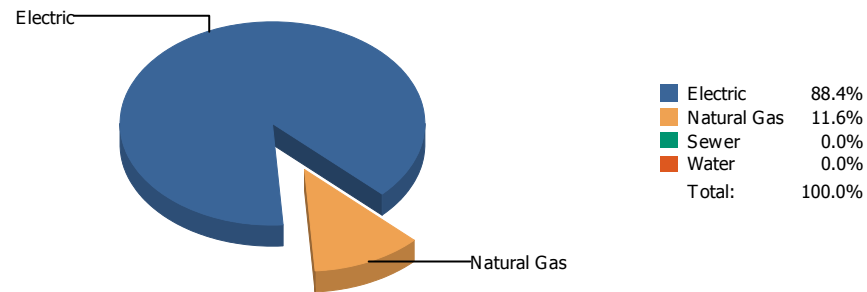


Cost

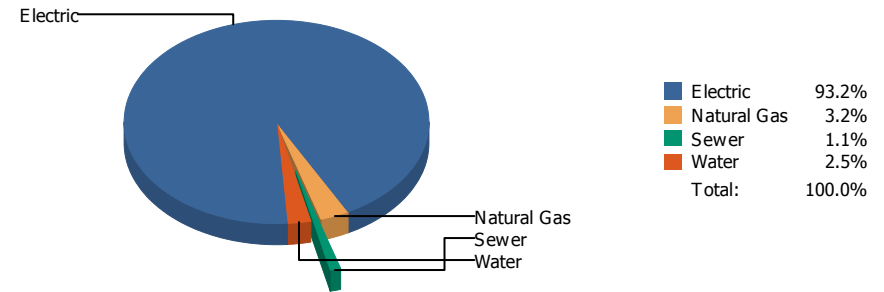


Commodity	Common Use	Energy Use	Energy Use / Area	Total Cost	Cost / Unit	Cost / Area
Place: [CLARDY] CLARDY 109 [BUILDING]						
Area: 70,700 SqFt						
Billing Period: Sep 2018						
ELECTRIC	39,240.00 kWh	133,926 KBtu	1.894 KBtu/SqFt	\$5,199.75	\$0.133 /kWh	\$0.073 /SqFt
NATURALGAS	248.00 CCF	25,544 KBtu	0.361 KBtu/SqFt	\$402.76	\$1.624 /CCF	\$0.006 /SqFt
SEWER	174.00 CCF			\$631.79	\$3.631 /CCF	\$0.009 /SqFt
WATER	970.00 CCF			\$5,381.99	\$5.548 /CCF	\$0.076 /SqFt
Totals:		159,470 KBtu	2.256 KBtu/SqFt	\$11,616.29		

Energy

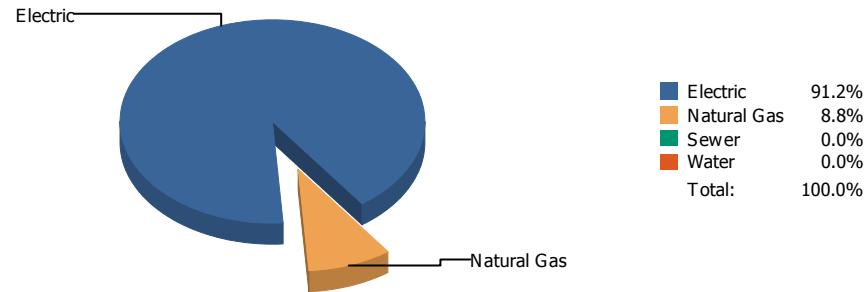


Cost

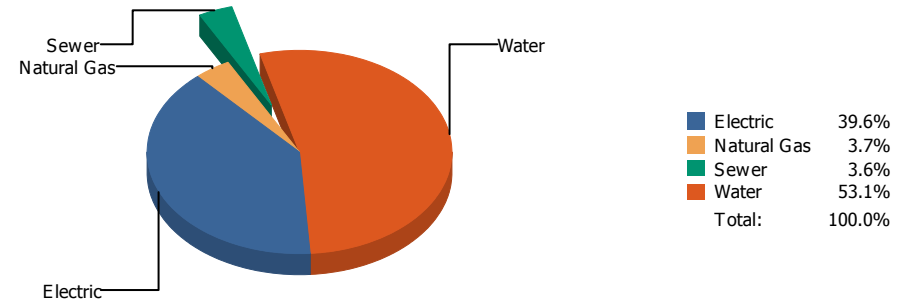


Commodity	Common Use	Energy Use	Energy Use / Area	Total Cost	Cost / Unit	Cost / Area
Place: [CLEDENIN] CLEDENIN 149 [BUILDING] Area: 62,721 SqFt Billing Period: Sep 2018						
ELECTRIC	61,167.00 kWh	208,763 KBtu	3.328 KBtu/SqFt	\$8,116.58	\$0.133 /kWh	\$0.129 /SqFt
NATURALGAS	266.00 CCF	27,398 KBtu	0.437 KBtu/SqFt	\$279.62	\$1.051 /CCF	\$0.004 /SqFt
SEWER	1.00 CCF			\$95.18	\$95.180 /CCF	\$0.002 /SqFt
WATER	34.00 CCF			\$213.80	\$6.288 /CCF	\$0.003 /SqFt
Totals:		236,161 KBtu	3.765 KBtu/SqFt	\$8,705.18		

Energy



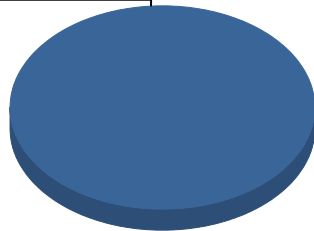
Cost



Commodity	Common Use	Energy Use	Energy Use / Area	Total Cost	Cost / Unit	Cost / Area
Place: [COLDWELL] COLDWELL 110 [BUILDING]						
Area: 67,310 SqFt						
Billing Period: Sep 2018						
ELECTRIC	36,450.00 kWh	124,404 KBtu	1.848 KBtu/SqFt	\$4,910.43	\$0.135 /kWh	\$0.073 /SqFt
NATURALGAS	116.00 CCF	11,948 KBtu	0.178 KBtu/SqFt	\$462.82	\$3.990 /CCF	\$0.007 /SqFt
SEWER	97.00 CCF			\$445.94	\$4.597 /CCF	\$0.006 /SqFt
WATER	1,049.00 CCF			\$6,596.39	\$6.288 /CCF	\$0.098 /SqFt
Totals:		136,352 KBtu	2.026 KBtu/SqFt	\$12,415.58		

Energy

Electric

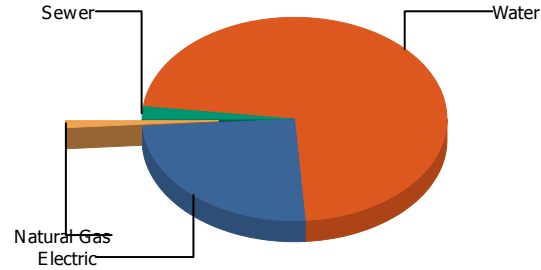


Electric	100.0%
Natural Gas	0.0%
Sewer	0.0%
Water	0.0%
Total:	100.0%

Cost

Sewer

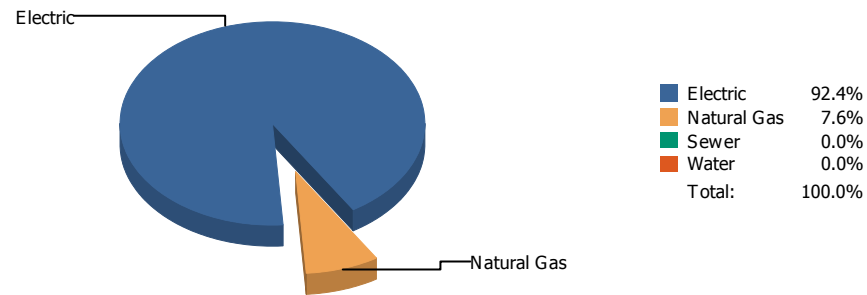
Water

Natural Gas
Electric

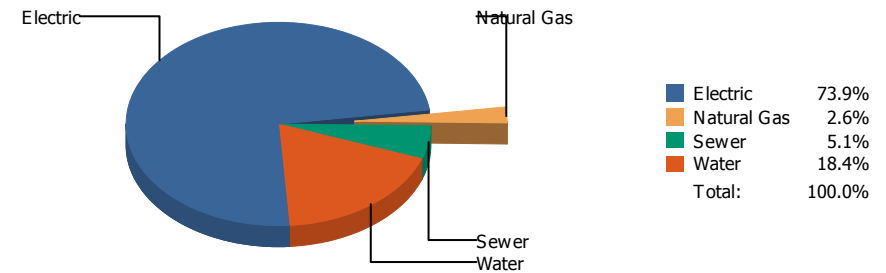
Electric	25.1%
Natural Gas	1.0%
Sewer	2.1%
Water	71.8%
Total:	100.0%

Commodity	Common Use	Energy Use	Energy Use / Area	Total Cost	Cost / Unit	Cost / Area
Place: [COLLINS] COLLINS 142 [BUILDING]						
Area: 81,245 SqFt						
Billing Period: Sep 2018						
ELECTRIC	53,565.00 kWh	182,817 KBtu	2.250 KBtu/SqFt	\$6,645.11	\$0.124 /kWh	\$0.082 /SqFt
NATURALGAS	0.00 CCF	0 KBtu	0.000 KBtu/SqFt	\$266.10	\$0.000 /CCF	\$0.003 /SqFt
SEWER	180.00 CCF			\$549.98	\$3.055 /CCF	\$0.007 /SqFt
WATER	2,822.00 CCF			\$19,007.87	\$6.736 /CCF	\$0.234 /SqFt
Totals:		182,817 KBtu	2.250 KBtu/SqFt	\$26,469.06		

Energy

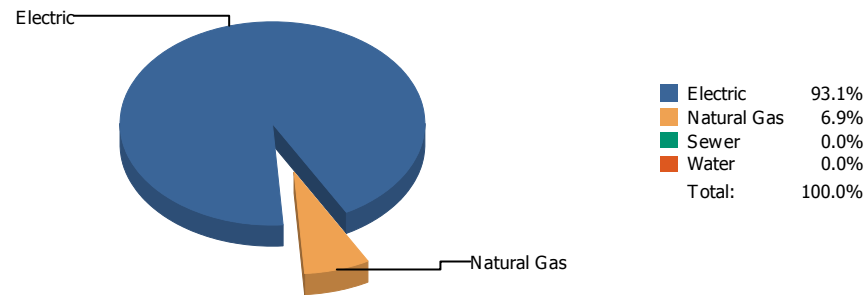


Cost

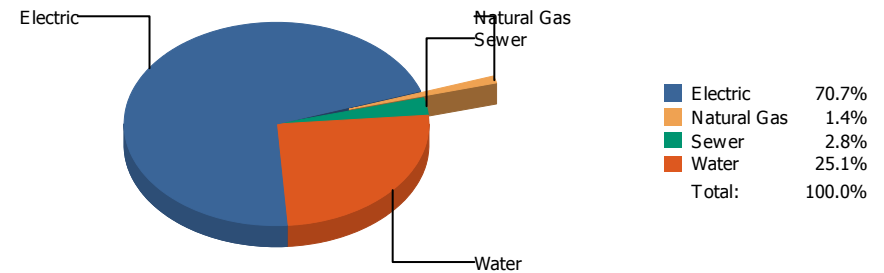


Commodity	Common Use	Energy Use	Energy Use / Area	Total Cost	Cost / Unit	Cost / Area
Place: [COOLEY] COOLEY 111 [BUILDING]						
Area: 95,590 SqFt						
Billing Period: Sep 2018						
ELECTRIC	98,800.00 kWh	337,204 KBtu	3.528 KBtu/SqFt	\$11,855.24	\$0.120 /kWh	\$0.124 /SqFt
NATURALGAS	271.00 CCF	27,913 KBtu	0.292 KBtu/SqFt	\$415.44	\$1.533 /CCF	\$0.004 /SqFt
SEWER	137.00 CCF			\$821.79	\$5.998 /CCF	\$0.008 /SqFt
WATER	623.00 CCF			\$2,947.05	\$4.730 /CCF	\$0.031 /SqFt
Totals:		365,117 KBtu	3.820 KBtu/SqFt	\$16,039.52		

Energy

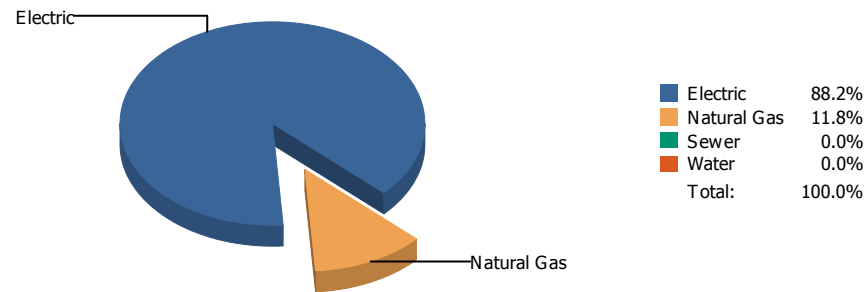


Cost

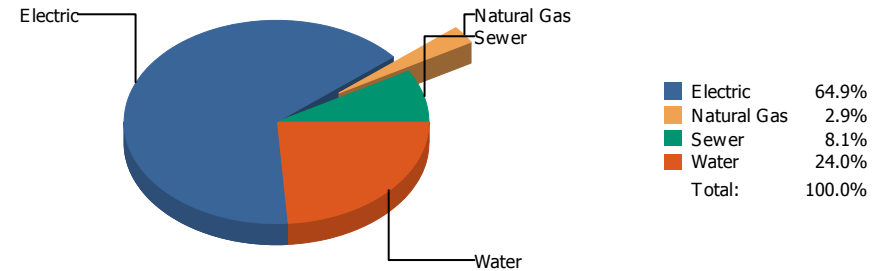


Commodity	Common Use	Energy Use	Energy Use / Area	Total Cost	Cost / Unit	Cost / Area
Place: [CORONADO] CORONADO 005 [BUILDING]						
Area: 406,757 SqFt						
Billing Period: Sep 2018						
ELECTRIC	314,950.00 kWh	1,074,924 KBtu	2.643 KBtu/SqFt	\$35,856.99	\$0.114 /kWh	\$0.087 /SqFt
NATURALGAS	779.00 CCF	80,237 KBtu	0.197 KBtu/SqFt	\$689.70	\$0.885 /CCF	\$0.002 /SqFt
SEWER	504.00 CCF			\$1,418.89	\$2.815 /CCF	\$0.003 /SqFt
WATER	3,038.00 CCF			\$12,756.42	\$4.199 /CCF	\$0.031 /SqFt
Totals:		1,155,161 KBtu	2.840 KBtu/SqFt	\$50,722.00		

Energy

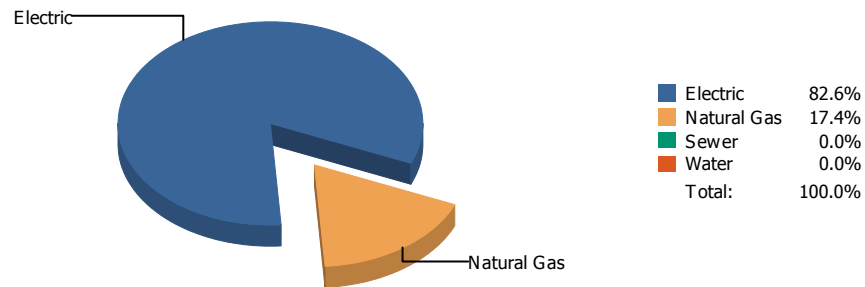


Cost

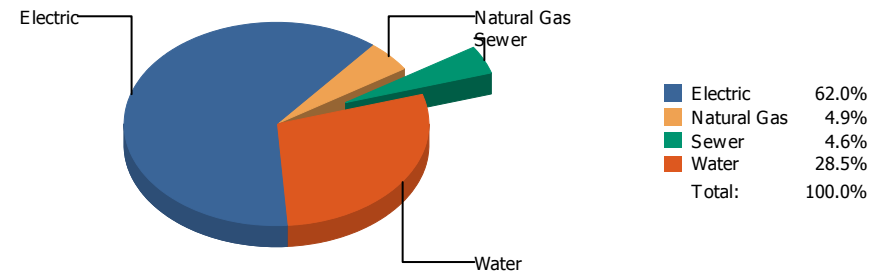


Commodity	Common Use	Energy Use	Energy Use / Area	Total Cost	Cost / Unit	Cost / Area
Place: [CROCKETT_1] CROCKETT 112 [BUILDING]						
Area: 92,585 SqFt						
Billing Period: Sep 2018						
ELECTRIC	40,342.00 kWh	137,687 KBtu	1.487 KBtu/SqFt	\$5,154.38	\$0.128 /kWh	\$0.056 /SqFt
NATURALGAS	179.00 CCF	18,437 KBtu	0.199 KBtu/SqFt	\$231.69	\$1.294 /CCF	\$0.003 /SqFt
SEWER	191.00 CCF			\$644.62	\$3.375 /CCF	\$0.007 /SqFt
WATER	414.00 CCF			\$1,906.37	\$4.605 /CCF	\$0.020 /SqFt
Totals:		156,124 KBtu	1.686 KBtu/SqFt	\$7,937.06		

Energy

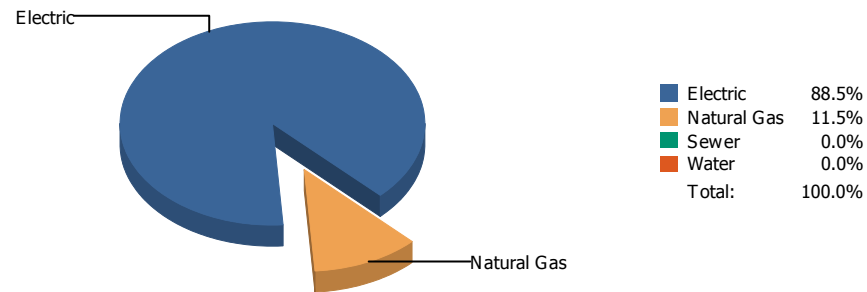


Cost

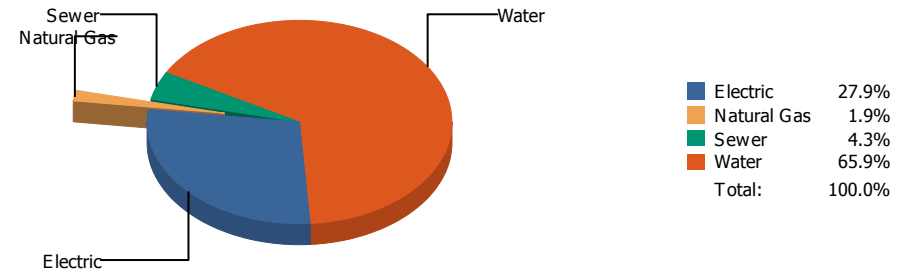


Commodity	Common Use	Energy Use	Energy Use / Area	Total Cost	Cost / Unit	Cost / Area
Place: [CROSBY] CROSBY 113 [BUILDING]						
Area: 83,100 SqFt						
Billing Period: Sep 2018						
ELECTRIC	42,719.00 kWh	145,800 KBtu	1.755 KBtu/SqFt	\$5,442.97	\$0.127 /kWh	\$0.065 /SqFt
NATURALGAS	298.00 CCF	30,694 KBtu	0.369 KBtu/SqFt	\$430.31	\$1.444 /CCF	\$0.005 /SqFt
SEWER	116.00 CCF			\$408.10	\$3.518 /CCF	\$0.005 /SqFt
WATER	552.00 CCF			\$2,504.60	\$4.537 /CCF	\$0.030 /SqFt
Totals:		176,494 KBtu	2.124 KBtu/SqFt	\$8,785.98		

Energy

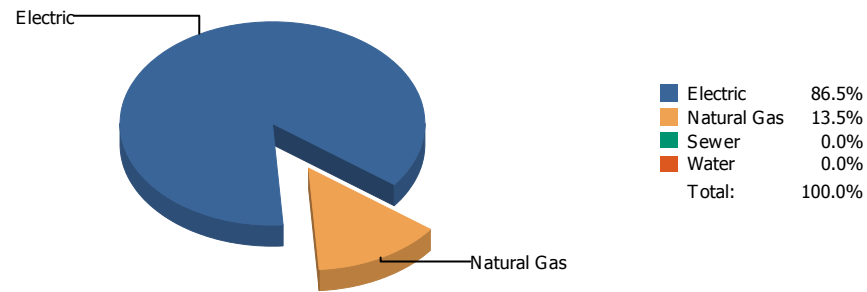


Cost

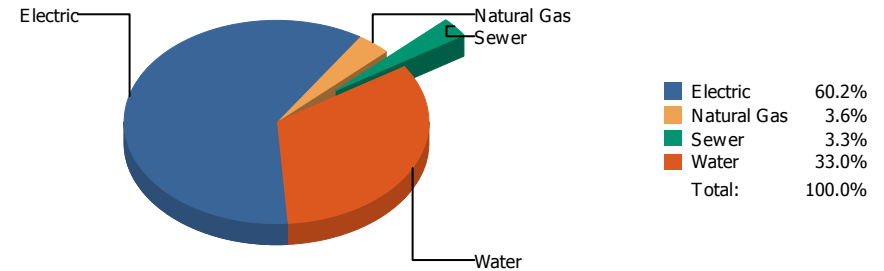


Commodity	Common Use	Energy Use	Energy Use / Area	Total Cost	Cost / Unit	Cost / Area
Place: [DOUGLASS] DOUGLASS 114 [BUILDING]						
Area: 86,903 SqFt						
Billing Period: Sep 2018						
ELECTRIC	41,705.00 kWh	142,339 KBtu	1.638 KBtu/SqFt	\$5,306.51	\$0.127 /kWh	\$0.061 /SqFt
NATURALGAS	180.00 CCF	18,540 KBtu	0.213 KBtu/SqFt	\$365.29	\$2.029 /CCF	\$0.004 /SqFt
SEWER	289.00 CCF			\$809.21	\$2.800 /CCF	\$0.009 /SqFt
WATER	2,134.00 CCF			\$12,514.41	\$5.864 /CCF	\$0.144 /SqFt
Totals:		160,879 KBtu	1.851 KBtu/SqFt	\$18,995.42		

Energy

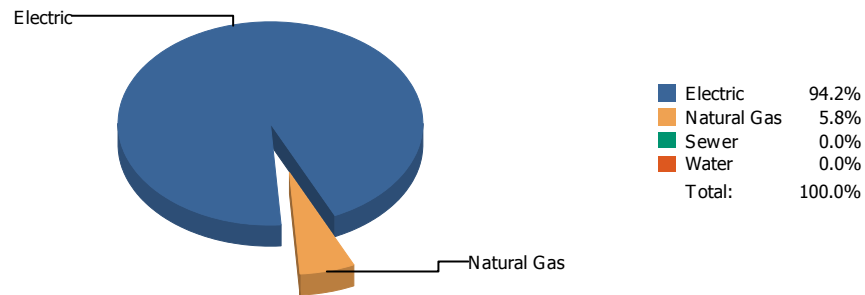


Cost

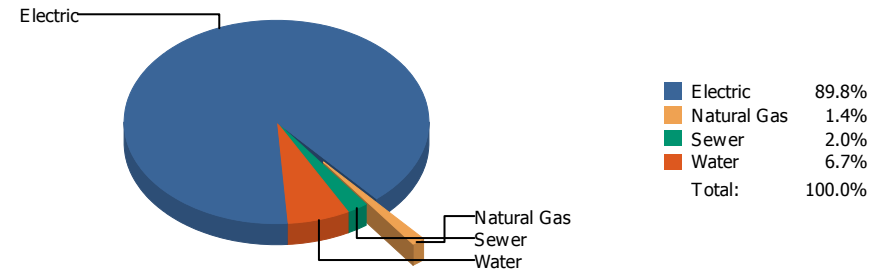


Commodity	Common Use	Energy Use	Energy Use / Area	Total Cost	Cost / Unit	Cost / Area
Place: [DOWELL] DOWELL 115 [BUILDING] Area: 55,801 SqFt Billing Period: Sep 2018						
ELECTRIC	27,930.00 kWh	95,325 KBtu	1.708 KBtu/SqFt	\$3,599.41	\$0.129 /kWh	\$0.064 /SqFt
NATURALGAS	145.00 CCF	14,935 KBtu	0.268 KBtu/SqFt	\$212.74	\$1.467 /CCF	\$0.004 /SqFt
SEWER	64.00 CCF			\$196.37	\$3.068 /CCF	\$0.004 /SqFt
WATER	361.00 CCF			\$1,970.73	\$5.459 /CCF	\$0.035 /SqFt
Totals:		110,260 KBtu	1.976 KBtu/SqFt	\$5,979.25		

Energy

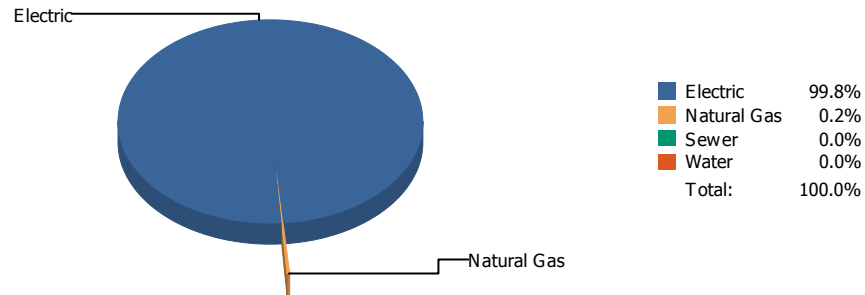


Cost

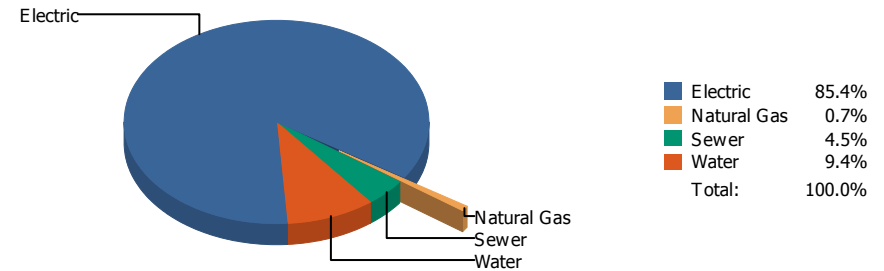


Commodity	Common Use	Energy Use	Energy Use / Area	Total Cost	Cost / Unit	Cost / Area
Place: [DRHORNEDOMIDDLESCHOOL_1] DR. HORNEDO MIDDLE SCHOOL 058 [BUILDING]						
Area: 184,871 SqFt						
Billing Period: Sep 2018						
ELECTRIC	144,345.00 kWh	492,649 KBtu	2.665 KBtu/SqFt	\$18,622.08	\$0.129 /kWh	\$0.101 /SqFt
NATURALGAS	295.00 CCF	30,385 KBtu	0.164 KBtu/SqFt	\$295.60	\$1.002 /CCF	\$0.002 /SqFt
SEWER	54.00 CCF			\$420.70	\$7.791 /CCF	\$0.002 /SqFt
WATER	207.00 CCF			\$1,395.29	\$6.741 /CCF	\$0.007 /SqFt
Totals:		523,034 KBtu	2.829 KBtu/SqFt	\$20,733.67		

Energy

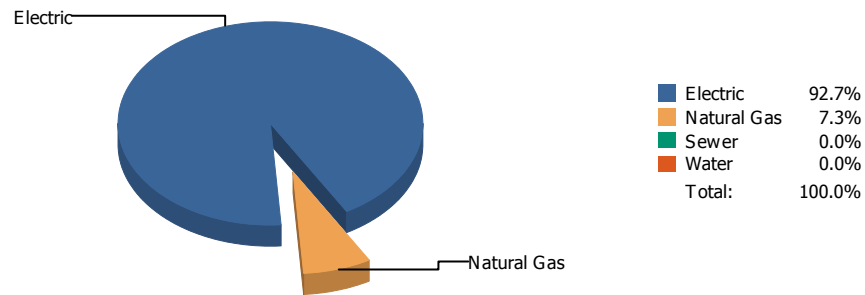


Cost

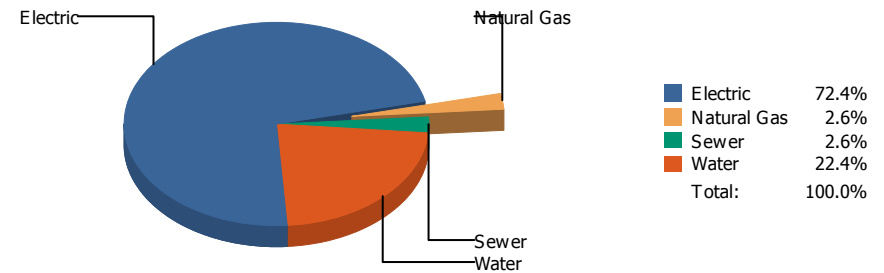


Commodity	Common Use	Energy Use	Energy Use / Area	Total Cost	Cost / Unit	Cost / Area
Place: [ED CENTER] ED CENTER 919 [BUILDING] Area: 220,243 SqFt Billing Period: Sep 2018						
ELECTRIC	301,790.00 kWh	1,030,009 KBtu	4.677 KBtu/SqFt	\$32,709.58	\$0.108 /kWh	\$0.148 /SqFt
NATURALGAS	25.00 CCF	2,575 KBtu	0.012 KBtu/SqFt	\$279.87	\$11.195 /CCF	\$0.001 /SqFt
SEWER	487.00 CCF			\$1,714.58	\$3.521 /CCF	\$0.008 /SqFt
WATER	1,058.00 CCF			\$3,614.70	\$3.417 /CCF	\$0.016 /SqFt
Totals:		1,032,584 KBtu	4.688 KBtu/SqFt	\$38,318.73		

Energy

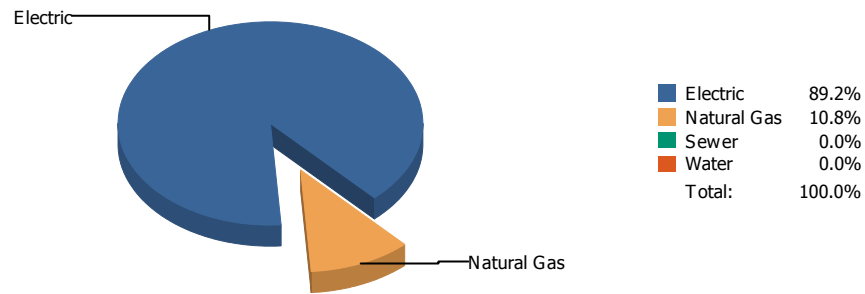


Cost

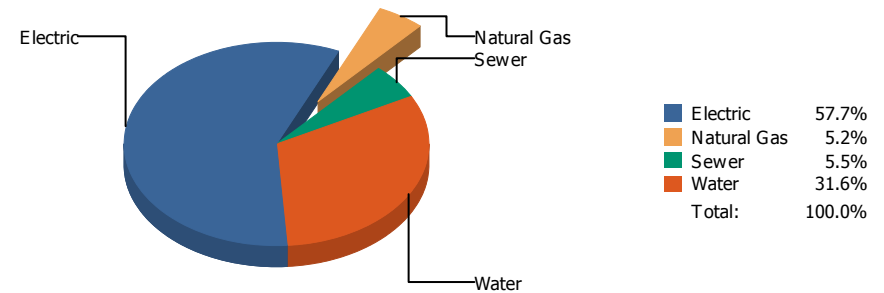


Commodity	Common Use	Energy Use	Energy Use / Area	Total Cost	Cost / Unit	Cost / Area
Place: [EL PASO] EL PASO HIGH 006 [BUILDING]						
Area: 236,062 SqFt						
Billing Period: Sep 2018						
ELECTRIC	248,091.00 kWh	846,735 KBtu	3.587 KBtu/SqFt	\$28,469.57	\$0.115 /kWh	\$0.120 /SqFt
NATURALGAS	652.00 CCF	67,156 KBtu	0.284 KBtu/SqFt	\$1,024.27	\$1.571 /CCF	\$0.004 /SqFt
SEWER	219.00 CCF			\$1,035.30	\$4.727 /CCF	\$0.004 /SqFt
WATER	1,472.00 CCF			\$8,799.86	\$5.978 /CCF	\$0.037 /SqFt
Totals:		913,891 KBtu	3.871 KBtu/SqFt	\$39,329.00		

Energy

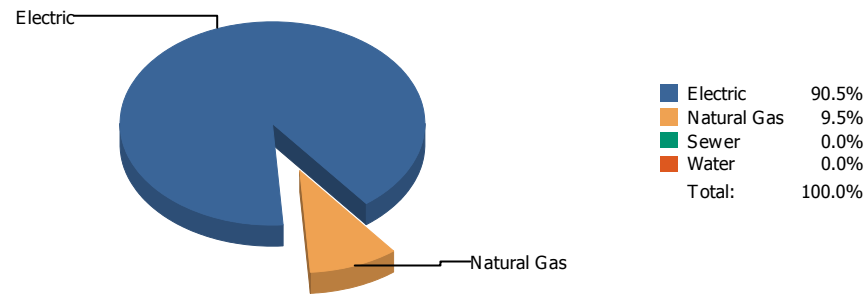


Cost

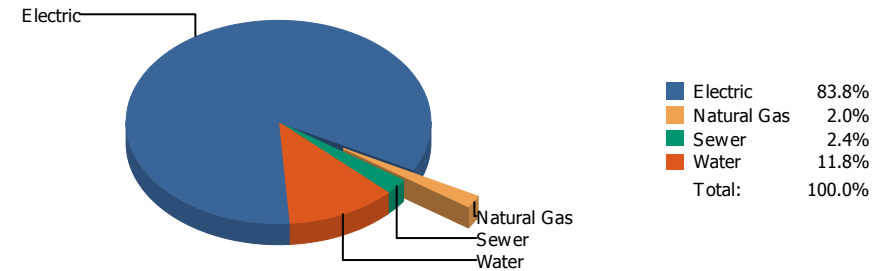


Commodity	Common Use	Energy Use	Energy Use / Area	Total Cost	Cost / Unit	Cost / Area
Place: [FANNIN] FANNIN 116 [BUILDING]						
Area: 73,291 SqFt						
Billing Period: Sep 2018						
ELECTRIC	43,815.00 kWh	149,541 KBtu	2.040 KBtu/SqFt	\$5,471.87	\$0.125 /kWh	\$0.075 /SqFt
NATURALGAS	175.00 CCF	18,025 KBtu	0.246 KBtu/SqFt	\$495.59	\$2.832 /CCF	\$0.007 /SqFt
SEWER	118.00 CCF			\$524.83	\$4.448 /CCF	\$0.007 /SqFt
WATER	648.00 CCF			\$2,994.31	\$4.621 /CCF	\$0.041 /SqFt
Totals:		167,566 KBtu	2.286 KBtu/SqFt	\$9,486.60		

Energy

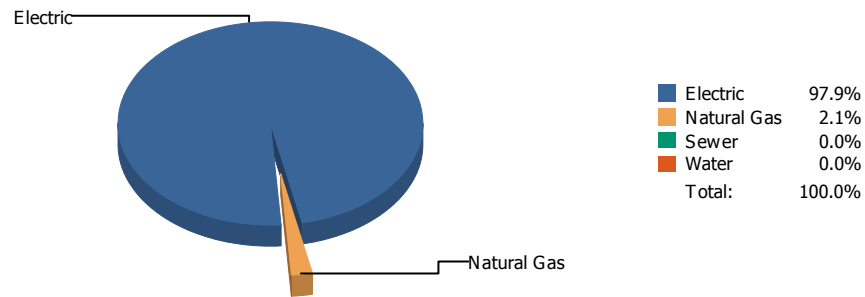


Cost

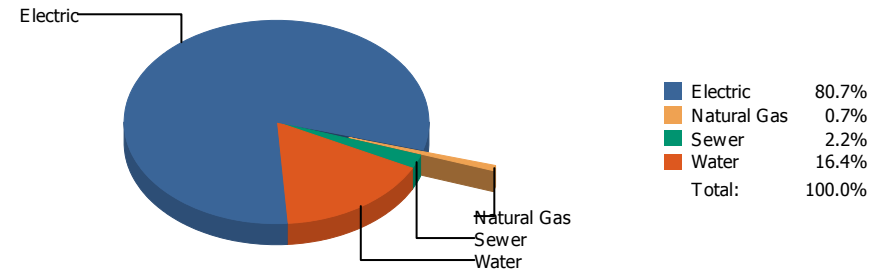


Commodity	Common Use	Energy Use	Energy Use / Area	Total Cost	Cost / Unit	Cost / Area
Place: [FRANKLIN] FRANKLIN HIGH SCHOOL 010 [BUILDING]						
Area: 329,377 SqFt						
Billing Period: Sep 2018						
ELECTRIC	332,243.00 kWh	1,133,945 KBtu	3.443 KBtu/SqFt	\$37,003.53	\$0.111 /kWh	\$0.112 /SqFt
NATURALGAS	1,151.00 CCF	118,553 KBtu	0.360 KBtu/SqFt	\$890.68	\$0.774 /CCF	\$0.003 /SqFt
SEWER	381.00 CCF			\$1,045.27	\$2.743 /CCF	\$0.003 /SqFt
WATER	1,233.00 CCF			\$5,192.88	\$4.212 /CCF	\$0.016 /SqFt
Totals:		1,252,498 KBtu	3.803 KBtu/SqFt	\$44,132.36		

Energy

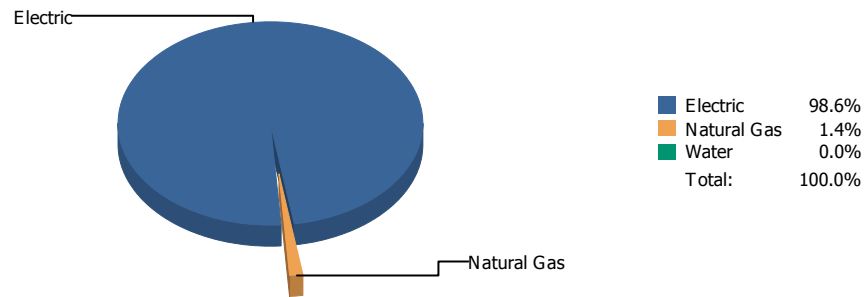


Cost

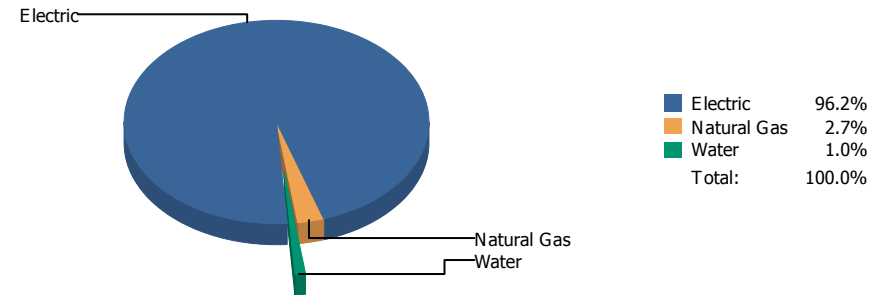


Commodity	Common Use	Energy Use	Energy Use / Area	Total Cost	Cost / Unit	Cost / Area
Place: [FRANKLIN9THGRADECENTER_2] FRANKLIN 9TH GRADE CENTER 053 [BUILDING]						
Area: 193,158 SqFt						
Billing Period: Sep 2018						
ELECTRIC	168,000.00 kWh	573,384 KBtu	2.968 KBtu/SqFt	\$21,449.76	\$0.128 /kWh	\$0.111 /SqFt
NATURALGAS	120.00 CCF	12,360 KBtu	0.064 KBtu/SqFt	\$199.16	\$1.660 /CCF	\$0.001 /SqFt
SEWER	143.00 CCF			\$590.69	\$4.131 /CCF	\$0.003 /SqFt
WATER	1,895.00 CCF			\$4,350.14	\$2.296 /CCF	\$0.022 /SqFt
Totals:		585,744 KBtu	3.032 KBtu/SqFt	\$26,589.75		

Energy

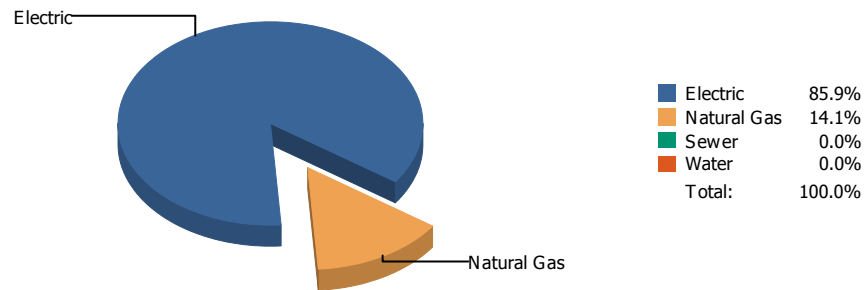


Cost

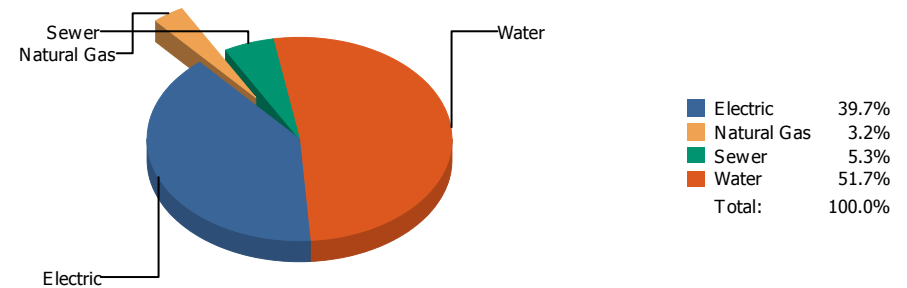


Commodity	Common Use	Energy Use	Energy Use / Area	Total Cost	Cost / Unit	Cost / Area
Place: [GAMBLE] JAMES GAMBLE WAREHOUSE [BUILDING]						
Area: 53,241 SqFt						
Billing Period: Sep 2018						
ELECTRIC	41,700.00 kWh	142,322 KBtu	2.673 KBtu/SqFt	\$5,033.99	\$0.121 /kWh	\$0.095 /SqFt
NATURALGAS	19.00 CCF	1,957 KBtu	0.037 KBtu/SqFt	\$143.57	\$7.556 /CCF	\$0.003 /SqFt
WATER	0.00 CCF			\$54.48	\$0.000 /CCF	\$0.001 /SqFt
Totals:		144,279 KBtu	2.710 KBtu/SqFt	\$5,232.04		

Energy

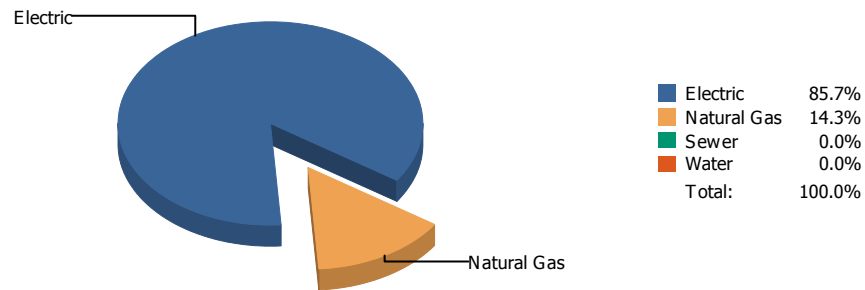


Cost

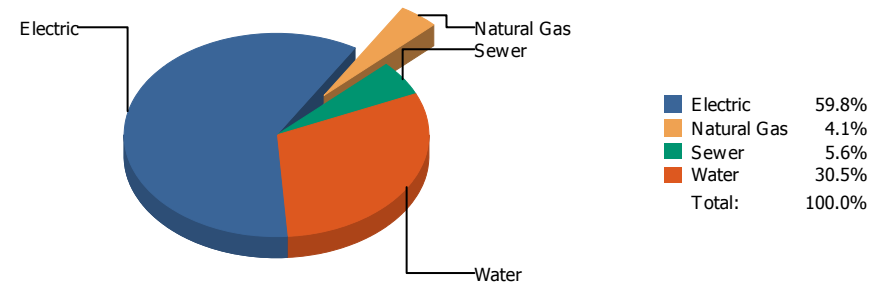


Commodity	Common Use	Energy Use	Energy Use / Area	Total Cost	Cost / Unit	Cost / Area
Place: [GREEN] GREEN ELEMENTARY SCHOOL 162 [BUILDING]						
Area: 88,156 SqFt						
Billing Period: Sep 2018						
ELECTRIC	45,300.00 kWh	154,609 KBtu	1.754 KBtu/SqFt	\$4,914.32	\$0.108 /kWh	\$0.056 /SqFt
NATURALGAS	246.00 CCF	25,338 KBtu	0.287 KBtu/SqFt	\$401.39	\$1.632 /CCF	\$0.005 /SqFt
SEWER	130.00 CCF			\$659.13	\$5.070 /CCF	\$0.007 /SqFt
WATER	1,019.00 CCF			\$6,393.48	\$6.274 /CCF	\$0.072 /SqFt
Totals:		179,947 KBtu	2.041 KBtu/SqFt	\$12,368.32		

Energy

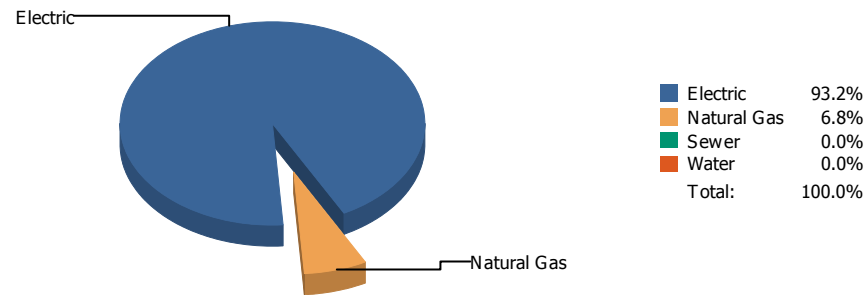


Cost

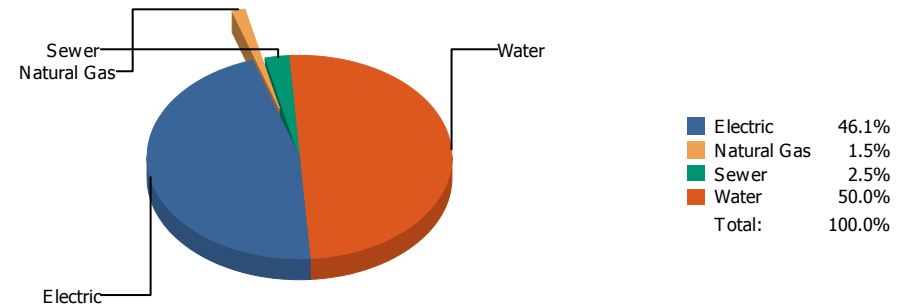


Commodity	Common Use	Energy Use	Energy Use / Area	Total Cost	Cost / Unit	Cost / Area
Place: [GUERRERO] ROSA GUERRERO ELEMENTARY 163 [BUILDING]						
Area: 88,641 SqFt						
Billing Period: Sep 2018						
ELECTRIC	54,880.00 kWh	187,305 KBtu	2.113 KBtu/SqFt	\$6,262.57	\$0.114 /kWh	\$0.071 /SqFt
NATURALGAS	304.00 CCF	31,312 KBtu	0.353 KBtu/SqFt	\$433.70	\$1.427 /CCF	\$0.005 /SqFt
SEWER	149.00 CCF			\$584.04	\$3.920 /CCF	\$0.006 /SqFt
WATER	985.00 CCF			\$3,195.96	\$3.245 /CCF	\$0.036 /SqFt
Totals:		218,617 KBtu	2.466 KBtu/SqFt	\$10,476.27		

Energy

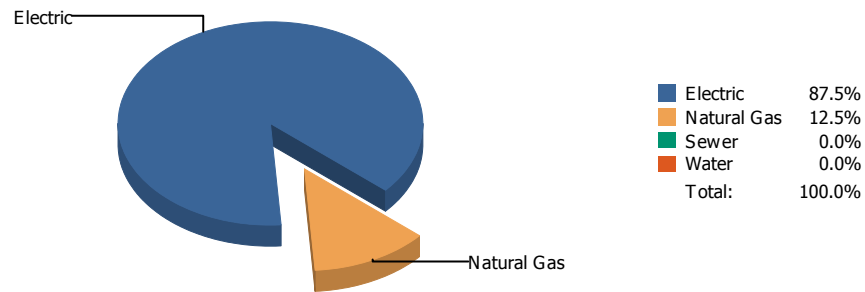


Cost

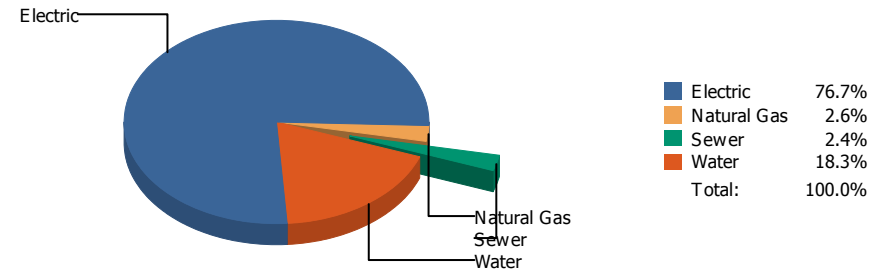


Commodity	Common Use	Energy Use	Energy Use / Area	Total Cost	Cost / Unit	Cost / Area
Place: [GUILLEN] GUILLEN 044 [BUILDING] Area: 223,773 SqFt Billing Period: Sep 2018						
ELECTRIC	117,133.00 kWh	399,775 KBtu	1.787 KBtu/SqFt	\$13,240.06	\$0.113 /kWh	\$0.059 /SqFt
NATURALGAS	283.00 CCF	29,149 KBtu	0.130 KBtu/SqFt	\$422.04	\$1.491 /CCF	\$0.002 /SqFt
SEWER	214.00 CCF			\$708.19	\$3.309 /CCF	\$0.003 /SqFt
WATER	2,534.00 CCF			\$14,359.40	\$5.667 /CCF	\$0.064 /SqFt
Totals:		428,924 KBtu	1.917 KBtu/SqFt	\$28,729.69		

Energy

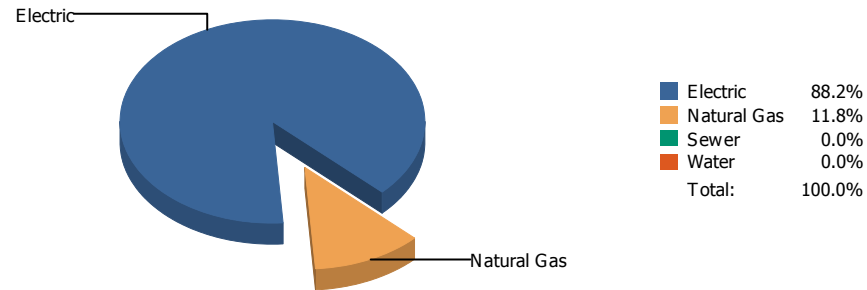


Cost

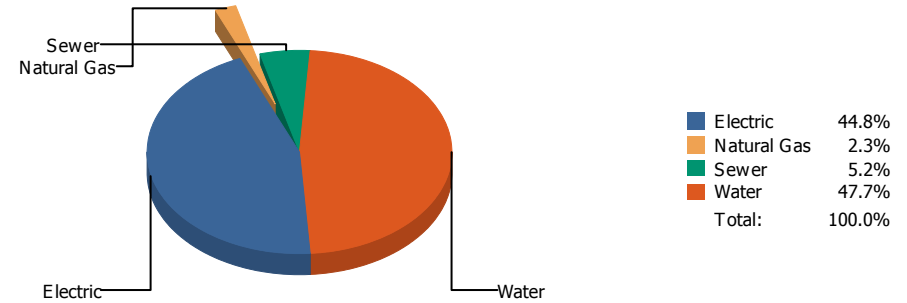


Commodity	Common Use	Energy Use	Energy Use / Area	Total Cost	Cost / Unit	Cost / Area
Place: [HART] HART 118 [BUILDING] Area: 63,357 SqFt Billing Period: Sep 2018						
ELECTRIC	79,320.00 kWh	270,719 KBtu	4.273 KBtu/SqFt	\$9,973.20	\$0.126 /kWh	\$0.157 /SqFt
NATURALGAS	376.00 CCF	38,728 KBtu	0.611 KBtu/SqFt	\$340.50	\$0.906 /CCF	\$0.005 /SqFt
SEWER	58.00 CCF			\$316.96	\$5.465 /CCF	\$0.005 /SqFt
WATER	505.00 CCF			\$2,377.69	\$4.708 /CCF	\$0.037 /SqFt
Totals:		309,447 KBtu	4.884 KBtu/SqFt	\$13,008.35		

Energy

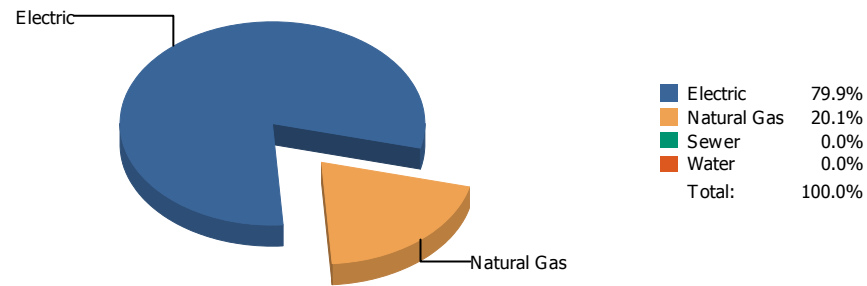


Cost

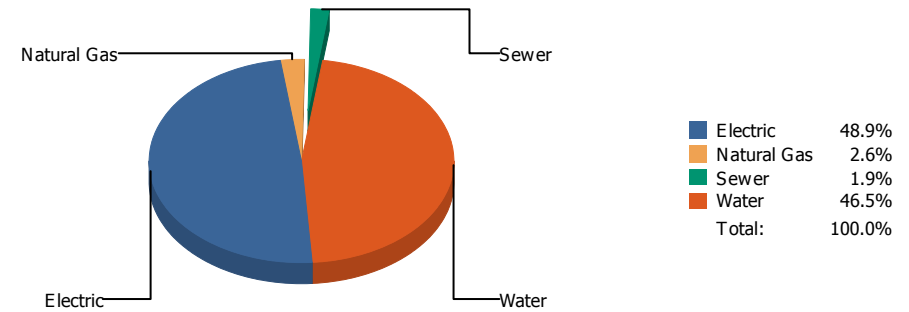


Commodity	Common Use	Energy Use	Energy Use / Area	Total Cost	Cost / Unit	Cost / Area
Place: [HAWKINS] HAWKINS 119 [BUILDING]						
Area: 57,207 SqFt						
Billing Period: Sep 2018						
ELECTRIC	38,352.00 kWh	130,895 KBtu	2.288 KBtu/SqFt	\$4,440.88	\$0.116 /kWh	\$0.077 /SqFt
NATURALGAS	170.00 CCF	17,510 KBtu	0.306 KBtu/SqFt	\$226.74	\$1.334 /CCF	\$0.004 /SqFt
SEWER	172.00 CCF			\$515.06	\$2.995 /CCF	\$0.009 /SqFt
WATER	912.00 CCF			\$4,735.74	\$5.193 /CCF	\$0.083 /SqFt
Totals:		148,405 KBtu	2.594 KBtu/SqFt	\$9,918.42		

Energy

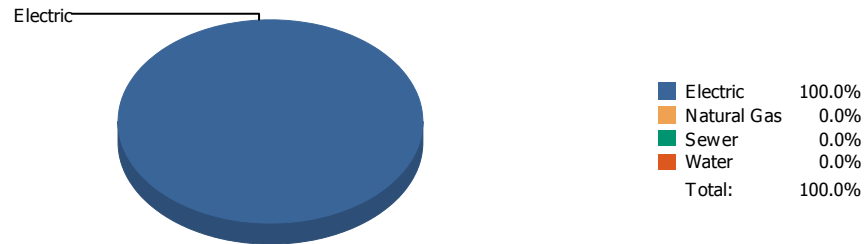


Cost

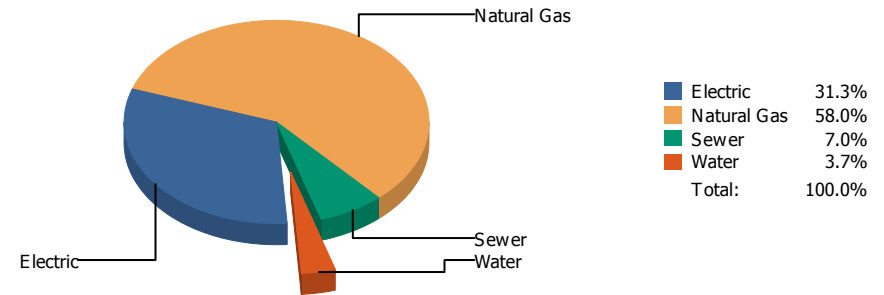


Commodity	Common Use	Energy Use	Energy Use / Area	Total Cost	Cost / Unit	Cost / Area
Place: [HENDERSO] HENDERSON 041 [BUILDING]						
Area: 145,254 SqFt						
Billing Period: Sep 2018						
ELECTRIC	68,095.00 kWh	232,408 KBtu	1.600 KBtu/SqFt	\$8,303.10	\$0.122 /kWh	\$0.057 /SqFt
NATURALGAS	567.00 CCF	58,401 KBtu	0.402 KBtu/SqFt	\$444.05	\$0.783 /CCF	\$0.003 /SqFt
SEWER	124.00 CCF			\$330.11	\$2.662 /CCF	\$0.002 /SqFt
WATER	1,556.00 CCF			\$7,903.39	\$5.079 /CCF	\$0.054 /SqFt
Totals:		290,809 KBtu	2.002 KBtu/SqFt	\$16,980.65		

Energy

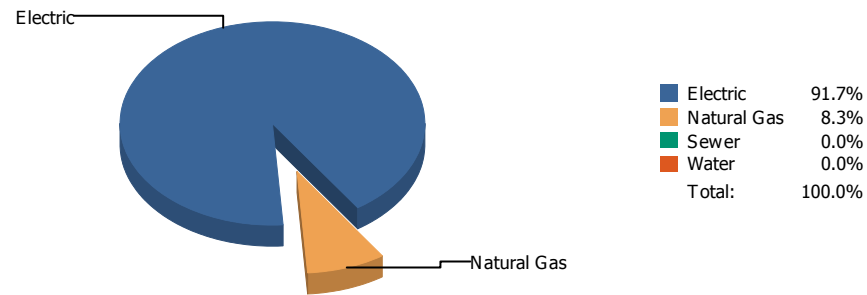


Cost

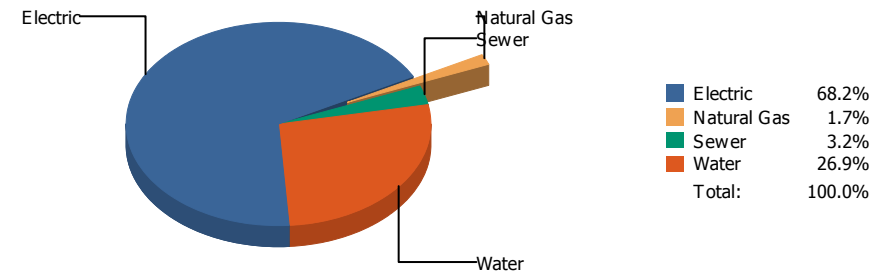


Commodity	Common Use	Energy Use	Energy Use / Area	Total Cost	Cost / Unit	Cost / Area
Place: [HERCULES] HERCULES COTTAGES 141A [BUILDING]						
Area: 10,160 SqFt						
Billing Period: Sep 2018						
ELECTRIC	446.00 kWh	1,522 KBtu	0.150 KBtu/SqFt	\$359.21	\$0.805 /kWh	\$0.035 /SqFt
NATURALGAS	0.00 CCF	0 KBtu	0.000 KBtu/SqFt	\$665.25	\$0.000 /CCF	\$0.065 /SqFt
SEWER	18.00 CCF			\$79.80	\$4.433 /CCF	\$0.008 /SqFt
WATER	5.00 CCF			\$42.85	\$8.570 /CCF	\$0.004 /SqFt
Totals:		1,522 KBtu	0.150 KBtu/SqFt	\$1,147.11		

Energy



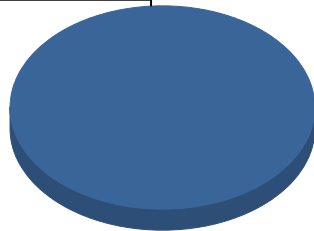
Cost



Commodity	Common Use	Energy Use	Energy Use / Area	Total Cost	Cost / Unit	Cost / Area
Place: [HERRERA_1] HERRERA ELEMENTARY 174 [BUILDING]						
Area: 86,275 SqFt						
Billing Period: Sep 2018						
ELECTRIC	94,800.00 kWh	323,552 KBtu	3.750 KBtu/SqFt	\$11,452.05	\$0.121 /kWh	\$0.133 /SqFt
NATURALGAS	283.00 CCF	29,149 KBtu	0.338 KBtu/SqFt	\$288.99	\$1.021 /CCF	\$0.003 /SqFt
SEWER	111.00 CCF			\$529.57	\$4.771 /CCF	\$0.006 /SqFt
WATER	885.00 CCF			\$4,515.16	\$5.102 /CCF	\$0.052 /SqFt
Totals:		352,701 KBtu	4.088 KBtu/SqFt	\$16,785.77		

Energy

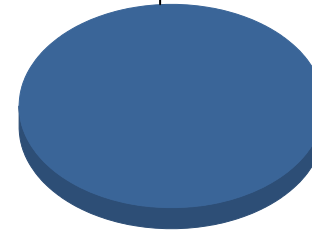
Electric



■ Electric 100.0%
Total: 100.0%

Cost

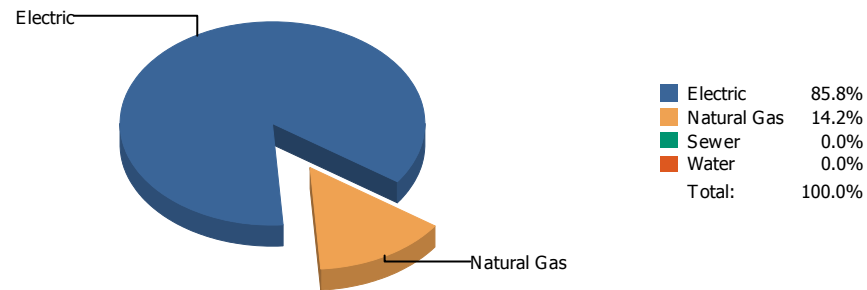
Electric



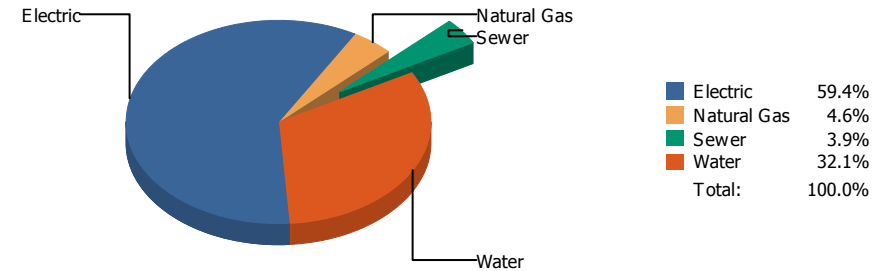
■ Electric 100.0%
Total: 100.0%

Commodity	Common Use	Energy Use	Energy Use / Area	Total Cost	Cost / Unit	Cost / Area
Place: [HIGHLAND] HIGHLAND/ANNEX 120 [BUILDING] Area: 33,705 SqFt Billing Period: Sep 2018						
ELECTRIC	26,760.00 kWh	91,332 KBtu	2.710 KBtu/SqFt	\$2,333.25	\$0.087 /kWh	\$0.069 /SqFt
Totals:		91,332 KBtu	2.710 KBtu/SqFt	\$2,333.25		

Energy

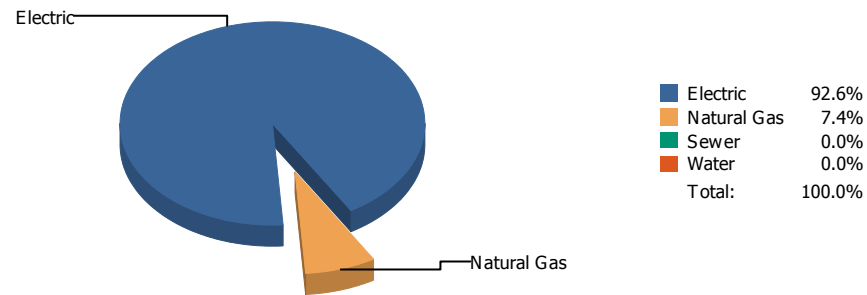


Cost

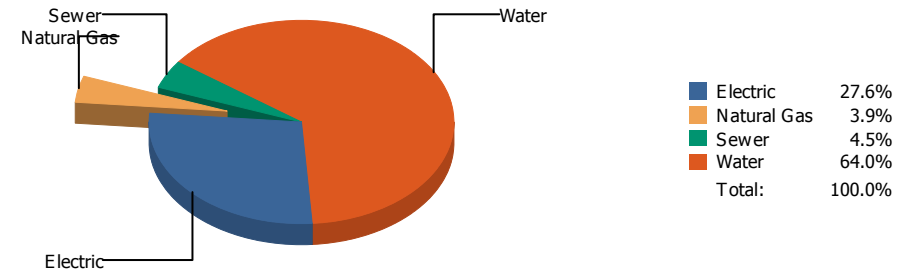


Commodity	Common Use	Energy Use	Energy Use / Area	Total Cost	Cost / Unit	Cost / Area
Place: [HILLSIDE] HILLSIDE 121 [BUILDING] Area: 80,656 SqFt Billing Period: Sep 2018						
ELECTRIC	60,502.00 kWh	206,493 KBtu	2.560 KBtu/SqFt	\$7,529.21	\$0.124 /kWh	\$0.093 /SqFt
NATURALGAS	333.00 CCF	34,299 KBtu	0.425 KBtu/SqFt	\$582.74	\$1.750 /CCF	\$0.007 /SqFt
SEWER	104.00 CCF			\$498.09	\$4.789 /CCF	\$0.006 /SqFt
WATER	723.00 CCF			\$4,064.10	\$5.621 /CCF	\$0.050 /SqFt
Totals:		240,792 KBtu	2.985 KBtu/SqFt	\$12,674.14		

Energy

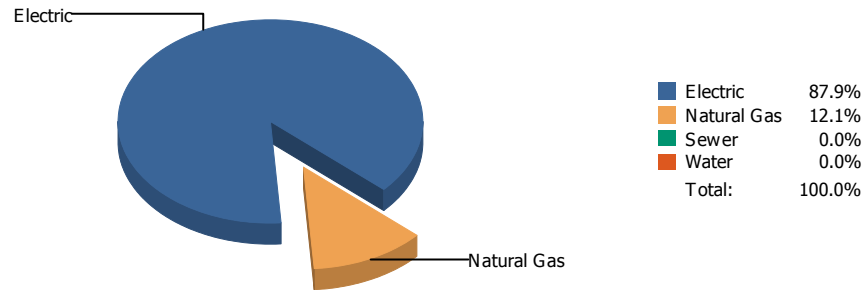


Cost

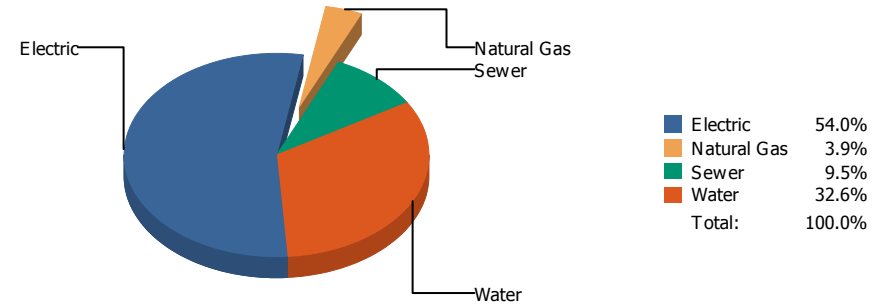


Commodity	Common Use	Energy Use	Energy Use / Area	Total Cost	Cost / Unit	Cost / Area
Place: [HOUSTON] HOUSTON 122 [BUILDING]						
Area: 84,178 SqFt						
Billing Period: Sep 2018						
ELECTRIC	25,400.00 kWh	86,690 KBtu	1.030 KBtu/SqFt	\$3,076.05	\$0.121 /kWh	\$0.037 /SqFt
NATURALGAS	67.00 CCF	6,901 KBtu	0.082 KBtu/SqFt	\$436.07	\$6.509 /CCF	\$0.005 /SqFt
SEWER	95.00 CCF			\$496.04	\$5.221 /CCF	\$0.006 /SqFt
WATER	1,610.00 CCF			\$7,125.56	\$4.426 /CCF	\$0.084 /SqFt
Totals:		93,591 KBtu	1.112 KBtu/SqFt	\$11,133.72		

Energy

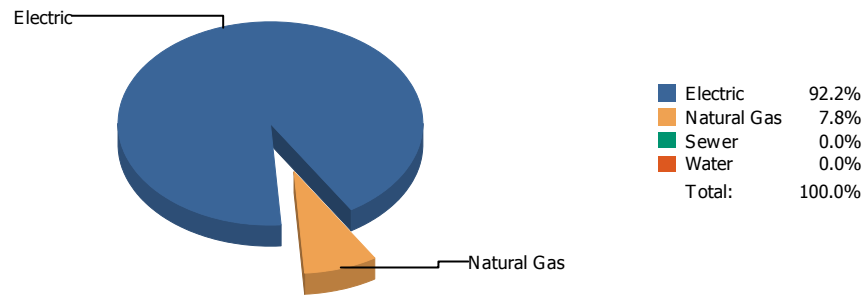


Cost

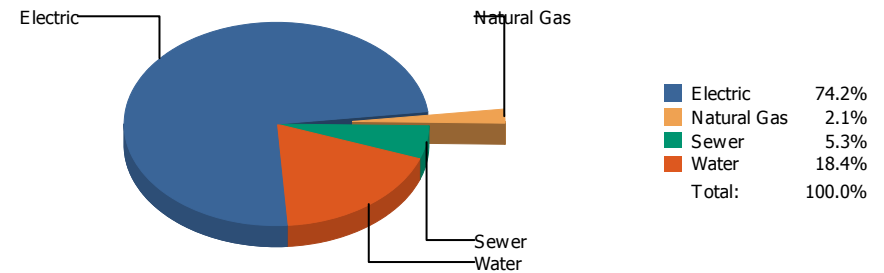


Commodity	Common Use	Energy Use	Energy Use / Area	Total Cost	Cost / Unit	Cost / Area
Place: [HUGHEY] HUGHEY 123 [BUILDING]						
Area: 74,815 SqFt						
Billing Period: Sep 2018						
ELECTRIC	48,692.00 kWh	166,186 KBtu	2.221 KBtu/SqFt	\$7,224.10	\$0.148 /kWh	\$0.096 /SqFt
NATURALGAS	222.00 CCF	22,866 KBtu	0.306 KBtu/SqFt	\$521.31	\$2.348 /CCF	\$0.007 /SqFt
SEWER	461.00 CCF			\$1,273.23	\$2.762 /CCF	\$0.017 /SqFt
WATER	1,206.00 CCF			\$4,356.93	\$3.613 /CCF	\$0.058 /SqFt
Totals:		189,052 KBtu	2.527 KBtu/SqFt	\$13,375.57		

Energy

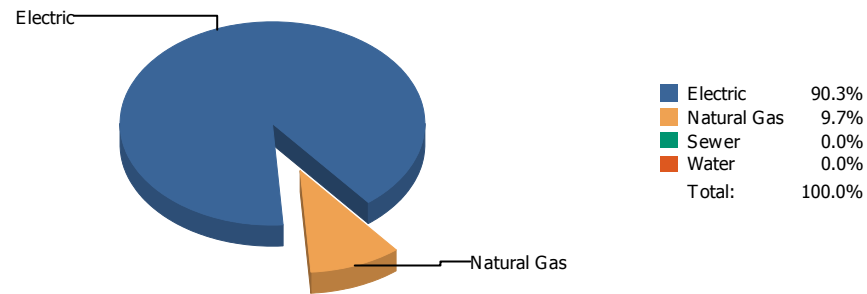


Cost

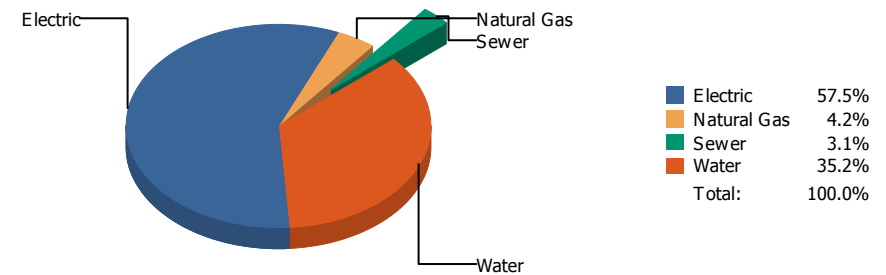


Commodity	Common Use	Energy Use	Energy Use / Area	Total Cost	Cost / Unit	Cost / Area
Place: [IRVIN] IRVIN 008 [BUILDING]						
Area: 303,804 SqFt						
Billing Period: Sep 2018						
ELECTRIC	154,859.00 kWh	528,534 KBtu	1.740 KBtu/SqFt	\$17,431.16	\$0.113 /kWh	\$0.057 /SqFt
NATURALGAS	433.00 CCF	44,599 KBtu	0.147 KBtu/SqFt	\$504.70	\$1.166 /CCF	\$0.002 /SqFt
SEWER	538.00 CCF			\$1,233.76	\$2.293 /CCF	\$0.004 /SqFt
WATER	1,322.00 CCF			\$4,316.18	\$3.265 /CCF	\$0.014 /SqFt
Totals:		573,133 KBtu	1.887 KBtu/SqFt	\$23,485.80		

Energy

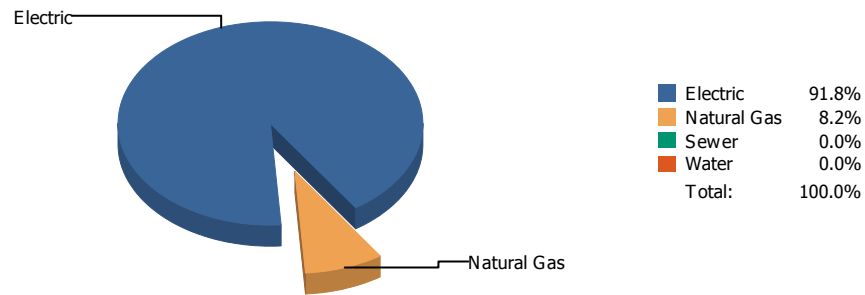


Cost

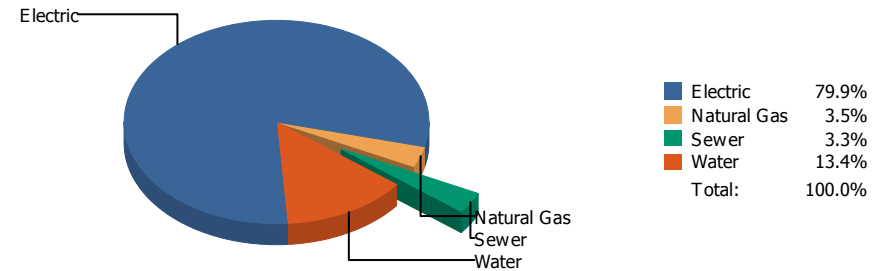


Commodity	Common Use	Energy Use	Energy Use / Area	Total Cost	Cost / Unit	Cost / Area
Place: [JEFFERSN] JEFFERSON 009 [BUILDING]						
Area: 257,708 SqFt						
Billing Period: Sep 2018						
ELECTRIC	179,589.00 kWh	612,937 KBtu	2.378 KBtu/SqFt	\$19,339.94	\$0.108 /kWh	\$0.074 /SqFt
NATURALGAS	636.00 CCF	65,508 KBtu	0.254 KBtu/SqFt	\$1,414.84	\$2.225 /CCF	\$0.005 /SqFt
SEWER	272.00 CCF			\$1,035.84	\$3.808 /CCF	\$0.004 /SqFt
WATER	2,350.00 CCF			\$11,824.94	\$5.032 /CCF	\$0.046 /SqFt
Totals:		678,445 KBtu	2.633 KBtu/SqFt	\$33,615.56		

Energy

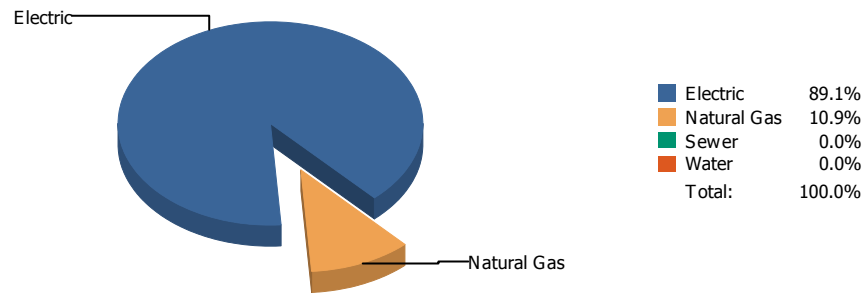


Cost

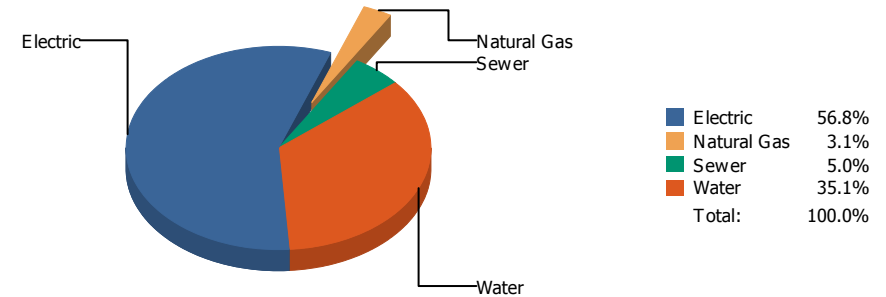


Commodity	Common Use	Energy Use	Energy Use / Area	Total Cost	Cost / Unit	Cost / Area
Place: [JOHNSON] L.B. JOHNSON 155 [BUILDING]						
Area: 87,993 SqFt						
Billing Period: Sep 2018						
ELECTRIC	77,050.00 kWh	262,972 KBtu	2.989 KBtu/SqFt	\$9,069.67	\$0.118 /kWh	\$0.103 /SqFt
NATURALGAS	228.00 CCF	23,484 KBtu	0.267 KBtu/SqFt	\$391.74	\$1.718 /CCF	\$0.004 /SqFt
SEWER	87.00 CCF			\$372.35	\$4.280 /CCF	\$0.004 /SqFt
WATER	638.00 CCF			\$1,515.11	\$2.375 /CCF	\$0.017 /SqFt
Totals:		286,456 KBtu	3.255 KBtu/SqFt	\$11,348.87		

Energy

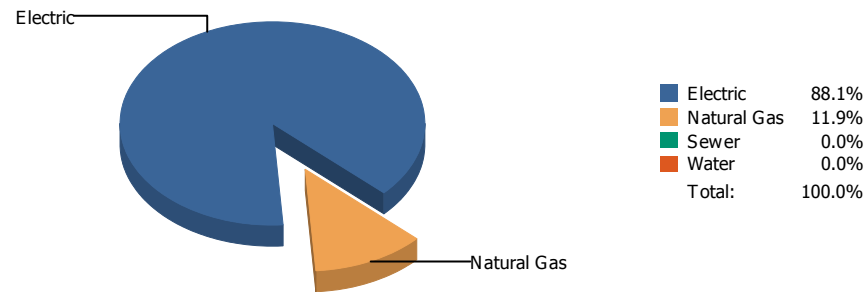


Cost

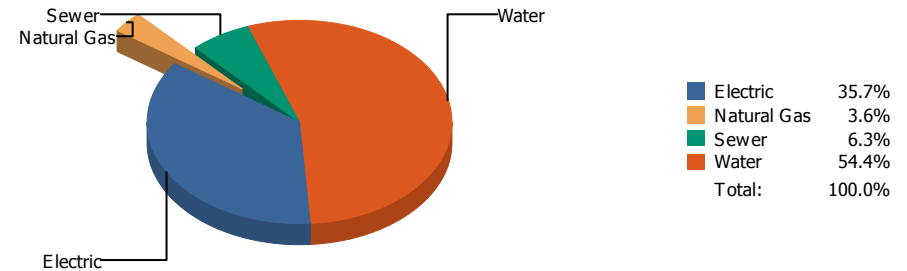


Commodity	Common Use	Energy Use	Energy Use / Area	Total Cost	Cost / Unit	Cost / Area
Place: [KOHLBERG] KOHLBERG ELEMENTARY [BUILDING]						
Area: 99,884 SqFt						
Billing Period: Sep 2018						
ELECTRIC	59,460.00 kWh	202,937 KBtu	2.032 KBtu/SqFt	\$7,397.40	\$0.124 /kWh	\$0.074 /SqFt
NATURALGAS	241.00 CCF	24,823 KBtu	0.249 KBtu/SqFt	\$398.91	\$1.655 /CCF	\$0.004 /SqFt
SEWER	197.00 CCF			\$656.58	\$3.333 /CCF	\$0.007 /SqFt
WATER	880.00 CCF			\$4,571.52	\$5.195 /CCF	\$0.046 /SqFt
Totals:		227,760 KBtu	2.280 KBtu/SqFt	\$13,024.41		

Energy

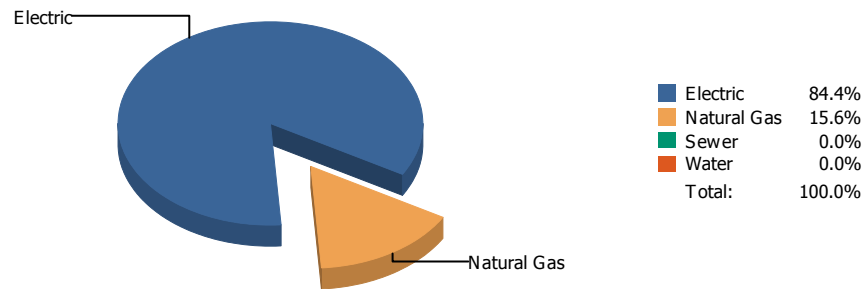


Cost

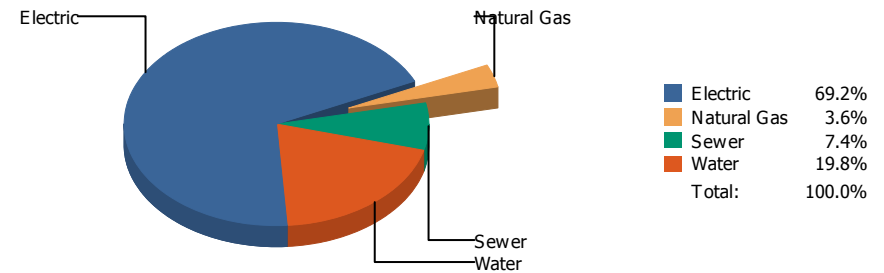


Commodity	Common Use	Energy Use	Energy Use / Area	Total Cost	Cost / Unit	Cost / Area
Place: [LAMAR] LAMAR 125 [BUILDING] Area: 76,252 SqFt Billing Period: Sep 2018						
ELECTRIC	39,600.00 kWh	135,155 KBtu	1.772 KBtu/SqFt	\$4,974.28	\$0.126 /kWh	\$0.065 /SqFt
NATURALGAS	178.00 CCF	18,334 KBtu	0.240 KBtu/SqFt	\$497.25	\$2.794 /CCF	\$0.006 /SqFt
SEWER	195.00 CCF			\$878.08	\$4.503 /CCF	\$0.011 /SqFt
WATER	1,345.00 CCF			\$7,581.59	\$5.637 /CCF	\$0.099 /SqFt
Totals:		153,489 KBtu	2.013 KBtu/SqFt	\$13,931.20		

Energy

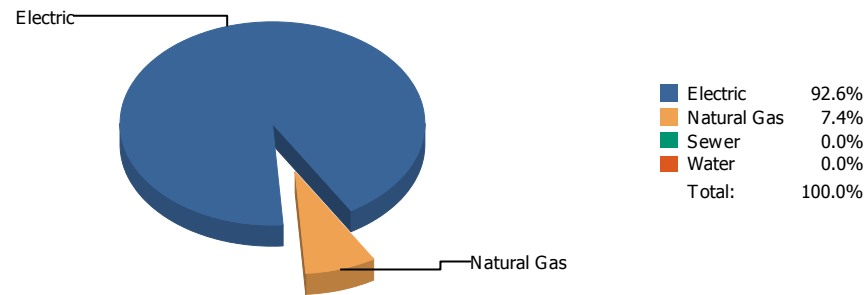


Cost

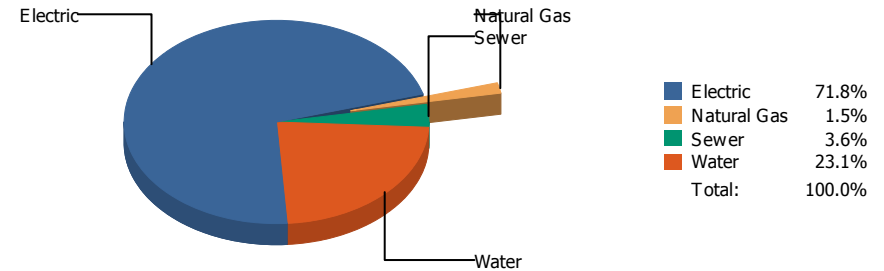


Commodity	Common Use	Energy Use	Energy Use / Area	Total Cost	Cost / Unit	Cost / Area
Place: [LEE] LEE 150 [BUILDING] Area: 78,368 SqFt Billing Period: Sep 2018						
ELECTRIC	45,090.00 kWh	153,892 KBtu	1.964 KBtu/SqFt	\$5,492.18	\$0.122 /kWh	\$0.070 /SqFt
NATURALGAS	276.00 CCF	28,428 KBtu	0.363 KBtu/SqFt	\$285.13	\$1.033 /CCF	\$0.004 /SqFt
SEWER	101.00 CCF			\$584.60	\$5.788 /CCF	\$0.007 /SqFt
WATER	302.00 CCF			\$1,575.02	\$5.215 /CCF	\$0.020 /SqFt
Totals:		182,320 KBtu	2.326 KBtu/SqFt	\$7,936.93		

Energy



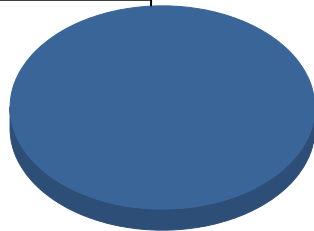
Cost



Commodity	Common Use	Energy Use	Energy Use / Area	Total Cost	Cost / Unit	Cost / Area
Place: [LINCOLN] LINCOLN 051 [BUILDING]						
Area: 163,678 SqFt						
Billing Period: Sep 2018						
ELECTRIC	167,250.00 kWh	570,824 KBtu	3.487 KBtu/SqFt	\$18,082.16	\$0.108 /kWh	\$0.110 /SqFt
NATURALGAS	445.00 CCF	45,835 KBtu	0.280 KBtu/SqFt	\$378.26	\$0.850 /CCF	\$0.002 /SqFt
SEWER	365.00 CCF			\$903.33	\$2.475 /CCF	\$0.006 /SqFt
WATER	1,319.00 CCF			\$5,819.09	\$4.412 /CCF	\$0.036 /SqFt
Totals:		616,659 KBtu	3.768 KBtu/SqFt	\$25,182.84		

Energy

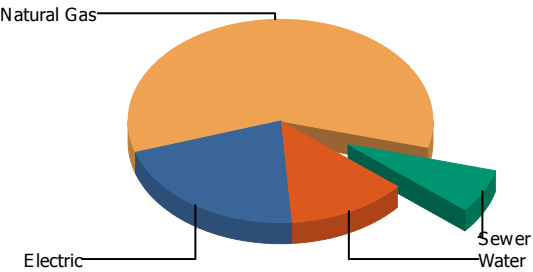
Electric



Electric	100.0%
Natural Gas	0.0%
Sewer	0.0%
Water	0.0%
Total:	100.0%

Cost

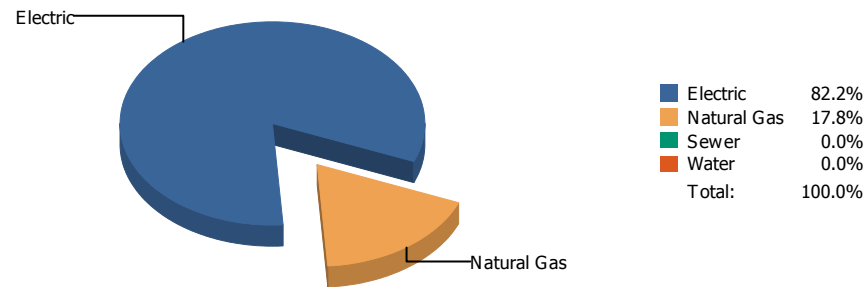
Natural Gas



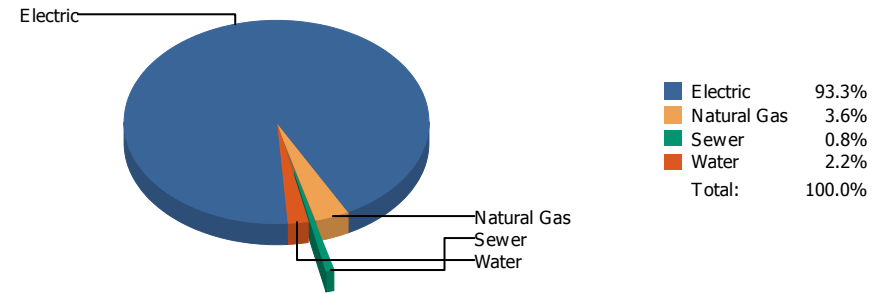
Electric	21.0%
Natural Gas	59.2%
Sewer	7.2%
Water	12.7%
Total:	100.0%

Commodity	Common Use	Energy Use	Energy Use / Area	Total Cost	Cost / Unit	Cost / Area
Place: [LIVE MAT] LIVE MATERIAL CENTER 929 [BUILDING]						
Area: 2,483 SqFt						
Billing Period: Sep 2018						
ELECTRIC	470.00 kWh	1,604 KBtu	0.646 KBtu/SqFt	\$94.51	\$0.201 /kWh	\$0.038 /SqFt
NATURALGAS	0.00 CCF	0 KBtu	0.000 KBtu/SqFt	\$266.10	\$0.000 /CCF	\$0.107 /SqFt
SEWER	1.00 CCF			\$32.19	\$32.190 /CCF	\$0.013 /SqFt
WATER	10.00 CCF			\$57.06	\$5.706 /CCF	\$0.023 /SqFt
Totals:		1,604 KBtu	0.646 KBtu/SqFt	\$449.86		

Energy

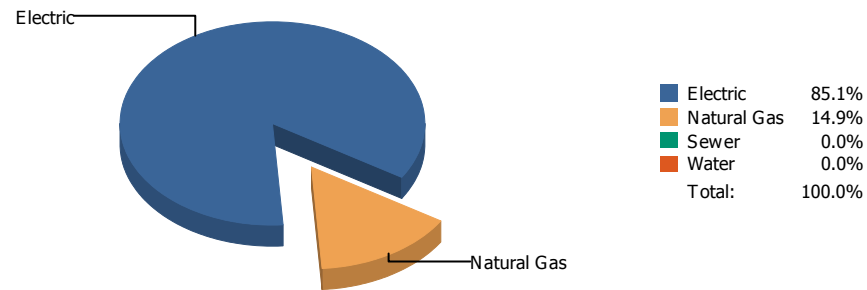


Cost

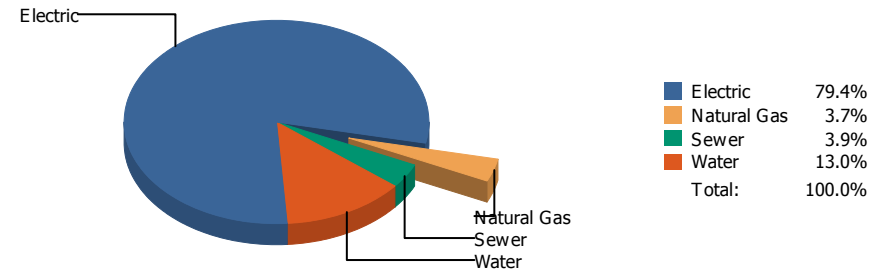


Commodity	Common Use	Energy Use	Energy Use / Area	Total Cost	Cost / Unit	Cost / Area
Place: [LOGAN] LOGAN 128 [BUILDING] Area: 72,248 SqFt Billing Period: Sep 2018						
ELECTRIC	79,400.00 kWh	270,992 KBtu	3.751 KBtu/SqFt	\$11,413.19	\$0.144 /kWh	\$0.158 /SqFt
NATURALGAS	569.00 CCF	58,607 KBtu	0.811 KBtu/SqFt	\$445.12	\$0.782 /CCF	\$0.006 /SqFt
SEWER	5.00 CCF			\$102.82	\$20.564 /CCF	\$0.001 /SqFt
WATER	77.00 CCF			\$273.56	\$3.553 /CCF	\$0.004 /SqFt
Totals:		329,599 KBtu	4.562 KBtu/SqFt	\$12,234.69		

Energy

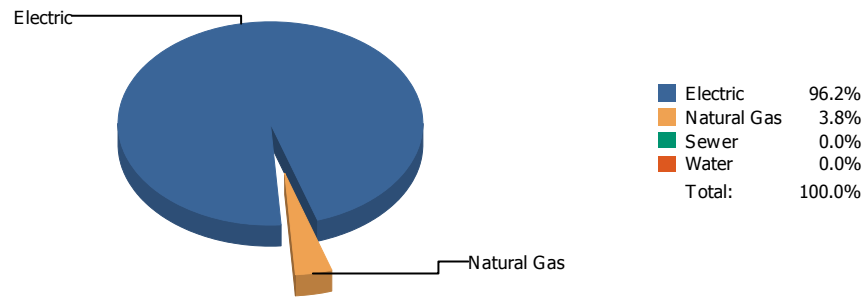


Cost

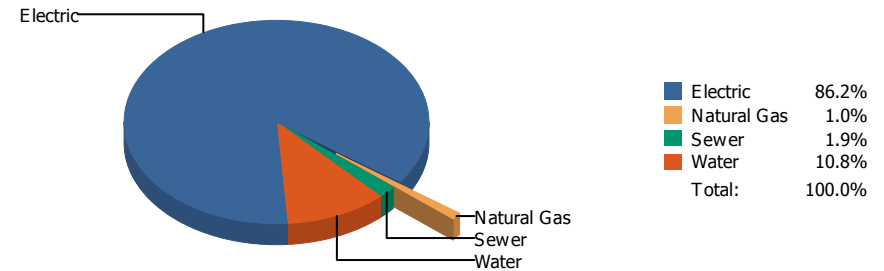


Commodity	Common Use	Energy Use	Energy Use / Area	Total Cost	Cost / Unit	Cost / Area
Place: [LUNDY_2] LUNDY 177 [BUILDING]						
Area: 112,731 SqFt						
Billing Period: Sep 2018						
ELECTRIC	88,200.00 kWh	301,027 KBtu	2.670 KBtu/SqFt	\$11,730.94	\$0.133 /kWh	\$0.104 /SqFt
NATURALGAS	512.00 CCF	52,736 KBtu	0.468 KBtu/SqFt	\$548.25	\$1.071 /CCF	\$0.005 /SqFt
SEWER	134.00 CCF			\$573.50	\$4.280 /CCF	\$0.005 /SqFt
WATER	410.00 CCF			\$1,928.67	\$4.704 /CCF	\$0.017 /SqFt
Totals:		353,763 KBtu	3.138 KBtu/SqFt	\$14,781.36		

Energy

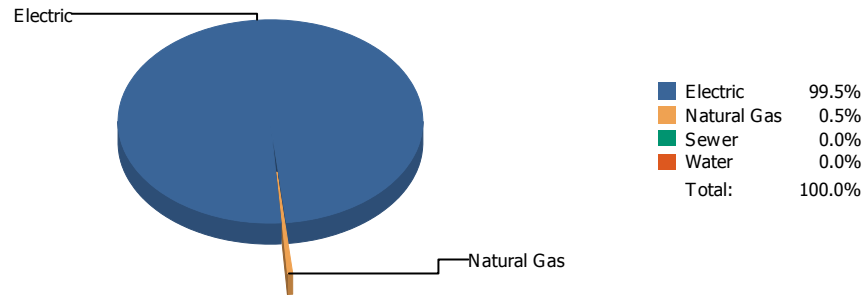


Cost

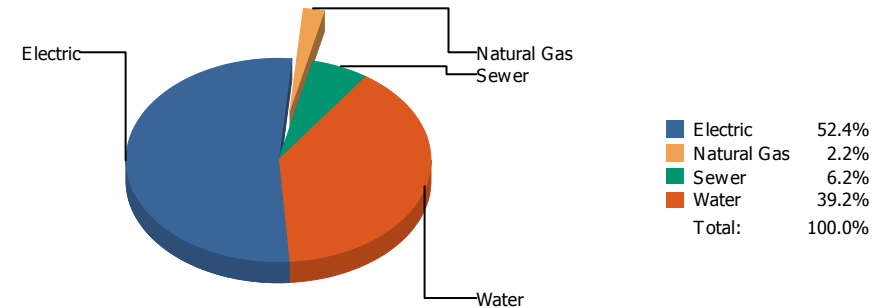


Commodity	Common Use	Energy Use	Energy Use / Area	Total Cost	Cost / Unit	Cost / Area
Place: [MAC] MACARTHUR 129 [BUILDING]						
Area: 143,341 SqFt						
Billing Period: Sep 2018						
ELECTRIC	138,160.00 kWh	471,540 KBtu	3.290 KBtu/SqFt	\$19,175.21	\$0.139 /kWh	\$0.134 /SqFt
NATURALGAS	181.00 CCF	18,643 KBtu	0.130 KBtu/SqFt	\$232.78	\$1.286 /CCF	\$0.002 /SqFt
SEWER	119.00 CCF			\$433.47	\$3.643 /CCF	\$0.003 /SqFt
WATER	515.00 CCF			\$2,396.10	\$4.653 /CCF	\$0.017 /SqFt
Totals:		490,183 KBtu	3.420 KBtu/SqFt	\$22,237.56		

Energy

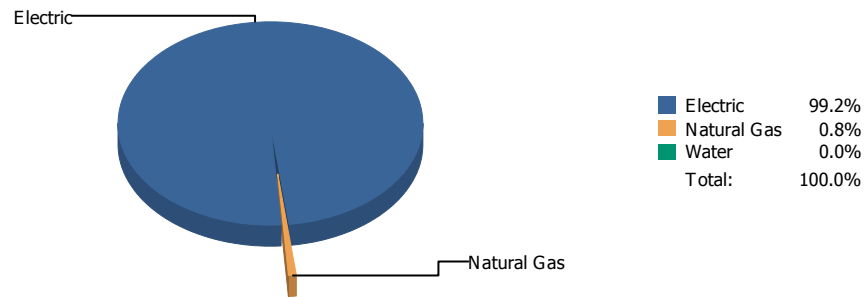


Cost

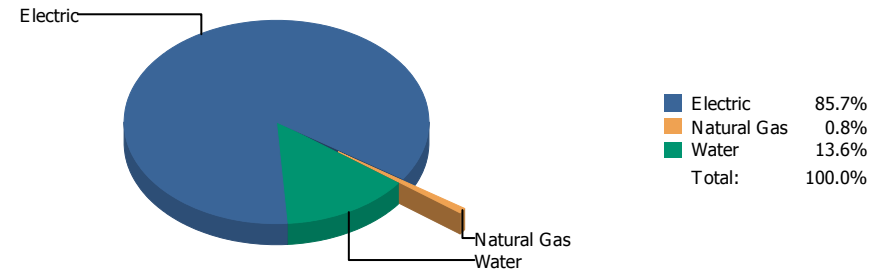


Commodity	Common Use	Energy Use	Energy Use / Area	Total Cost	Cost / Unit	Cost / Area
Place: [MAGOFFIN] MAGOFFIN 047 [BUILDING]						
Area: 76,378 SqFt						
Billing Period: Sep 2018						
ELECTRIC	26,574.00 kWh	90,697 KBtu	1.187 KBtu/SqFt	\$3,285.25	\$0.124 /kWh	\$0.043 /SqFt
NATURALGAS	4.00 CCF	412 KBtu	0.005 KBtu/SqFt	\$135.30	\$33.825 /CCF	\$0.002 /SqFt
SEWER	38.00 CCF			\$390.14	\$10.267 /CCF	\$0.005 /SqFt
WATER	426.00 CCF			\$2,453.44	\$5.759 /CCF	\$0.032 /SqFt
Totals:		91,109 KBtu	1.193 KBtu/SqFt	\$6,264.13		

Energy

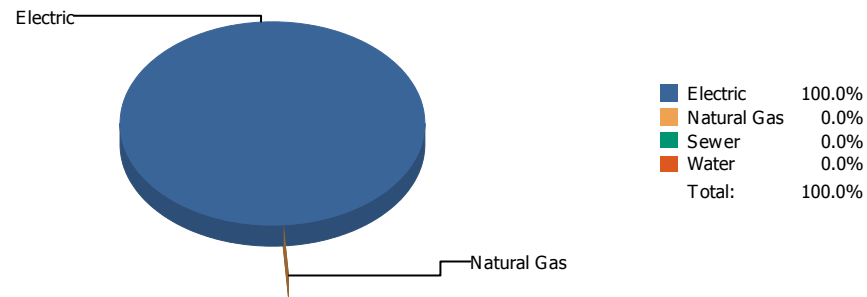


Cost

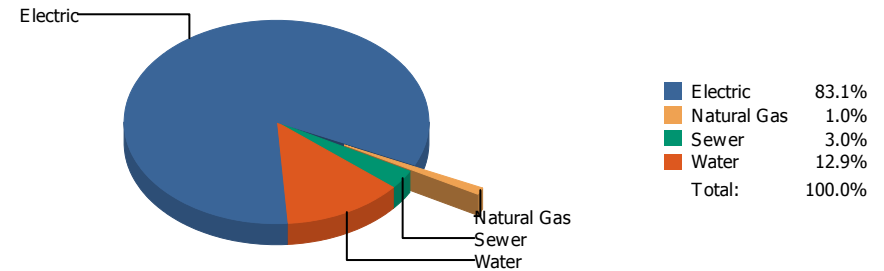


Commodity	Common Use	Energy Use	Energy Use / Area	Total Cost	Cost / Unit	Cost / Area
Place: [MAGOFFINNEWMIDDLESCHOOL] MAGOFFIN NEW MIDDLE SCHOOL [BUILDING]						
Area: 116,136 SqFt						
Billing Period: Sep 2018						
ELECTRIC	142,200.00 kWh	485,329 KBtu	4.179 KBtu/SqFt	\$17,701.97	\$0.124 /kWh	\$0.152 /SqFt
NATURALGAS	40.00 CCF	4,120 KBtu	0.035 KBtu/SqFt	\$155.07	\$3.877 /CCF	\$0.001 /SqFt
WATER	477.00 CCF			\$2,804.28	\$5.879 /CCF	\$0.024 /SqFt
Totals:		489,449 KBtu	4.214 KBtu/SqFt	\$20,661.32		

Energy

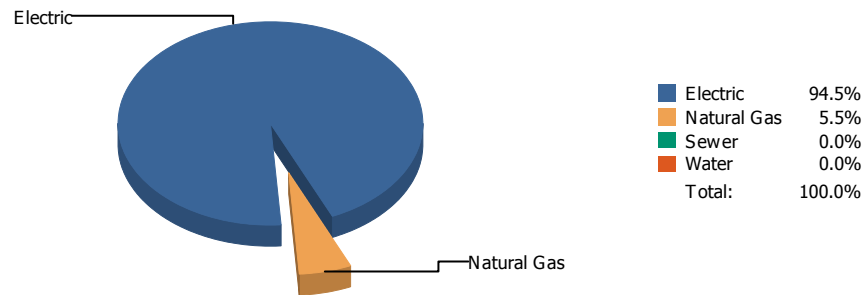


Cost

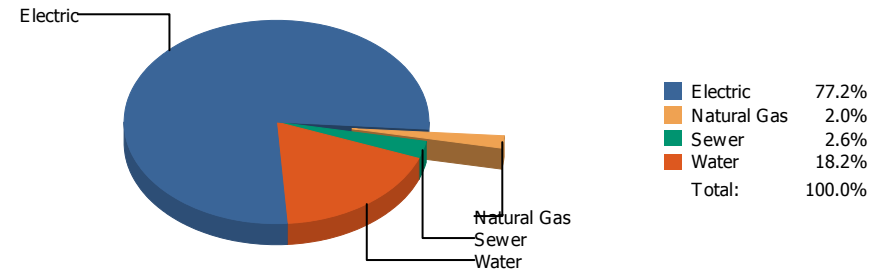


Commodity	Common Use	Energy Use	Energy Use / Area	Total Cost	Cost / Unit	Cost / Area
Place: [MAXINE] MAXINE SILVA HEALTH MAGNET 011 [BUILDING]						
Area: 80,909 SqFt						
Billing Period: Sep 2018						
ELECTRIC	102,300.00 kWh	349,150 KBtu	4.315 KBtu/SqFt	\$11,157.29	\$0.109 /kWh	\$0.138 /SqFt
NATURALGAS	1.00 CCF	103 KBtu	0.001 KBtu/SqFt	\$133.60	\$133.600 /CCF	\$0.002 /SqFt
SEWER	105.00 CCF			\$406.73	\$3.874 /CCF	\$0.005 /SqFt
WATER	374.00 CCF			\$1,729.48	\$4.624 /CCF	\$0.021 /SqFt
Totals:		349,253 KBtu	4.317 KBtu/SqFt	\$13,427.10		

Energy



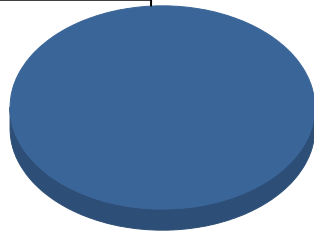
Cost



Commodity	Common Use	Energy Use	Energy Use / Area	Total Cost	Cost / Unit	Cost / Area
Place: [MESITA] MESITA 130 [BUILDING] Area: 100,583 SqFt Billing Period: Sep 2018						
ELECTRIC	132,720.00 kWh	452,973 KBtu	4.503 KBtu/SqFt	\$15,379.90	\$0.116 /kWh	\$0.153 /SqFt
NATURALGAS	254.00 CCF	26,162 KBtu	0.260 KBtu/SqFt	\$406.09	\$1.599 /CCF	\$0.004 /SqFt
SEWER	104.00 CCF			\$516.20	\$4.963 /CCF	\$0.005 /SqFt
WATER	654.00 CCF			\$3,619.72	\$5.535 /CCF	\$0.036 /SqFt
Totals:		479,135 KBtu	4.764 KBtu/SqFt	\$19,921.91		

Energy

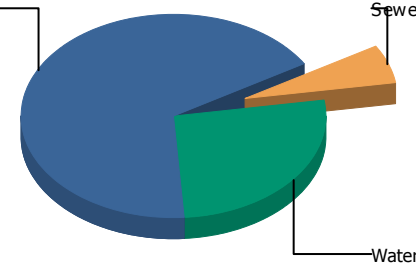
Electric



■ Electric 100.0%
 ■ Sewer 0.0%
 ■ Water 0.0%
 Total: 100.0%

Cost

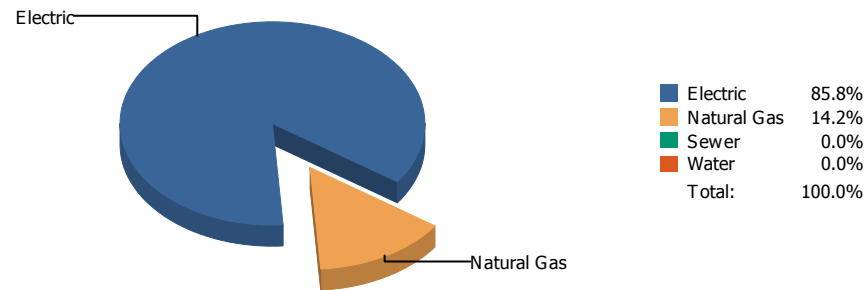
Electric



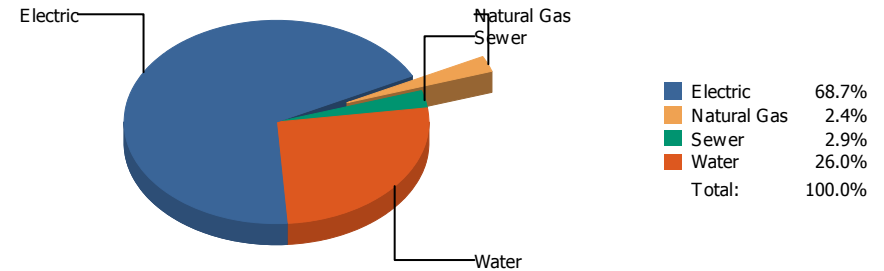
■ Electric 67.4%
 ■ Sewer 6.2%
 ■ Water 26.4%
 Total: 100.0%

Commodity	Common Use	Energy Use	Energy Use / Area	Total Cost	Cost / Unit	Cost / Area
Place: [MILAM] MILAM 131 [BUILDING]						
Area: 63,641 SqFt						
Billing Period: Sep 2018						
ELECTRIC	24,840.00 kWh	84,779 KBtu	1.332 KBtu/SqFt	\$3,606.30	\$0.145 /kWh	\$0.057 /SqFt
SEWER	66.00 CCF			\$332.24	\$5.034 /CCF	\$0.005 /SqFt
WATER	335.00 CCF			\$1,412.09	\$4.215 /CCF	\$0.022 /SqFt
Totals:		84,779 KBtu	1.332 KBtu/SqFt	\$5,350.63		

Energy

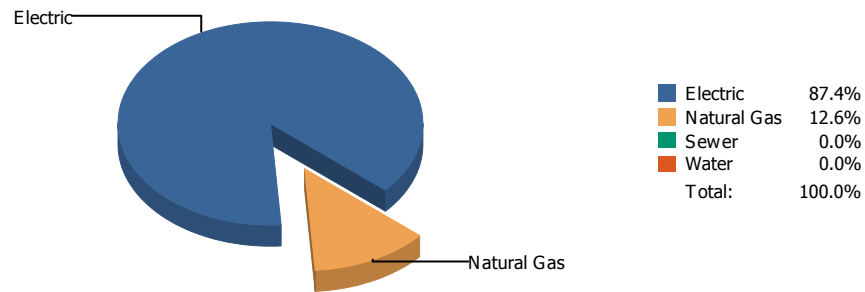


Cost

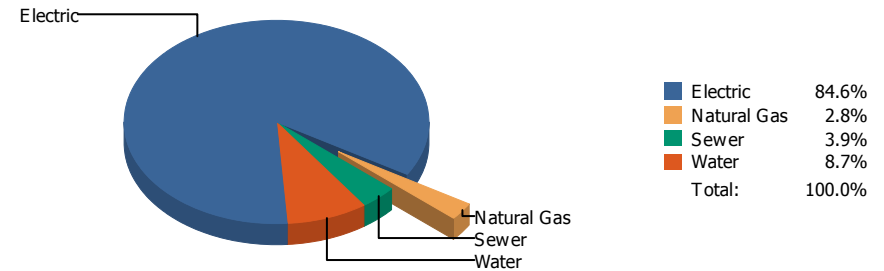


Commodity	Common Use	Energy Use	Energy Use / Area	Total Cost	Cost / Unit	Cost / Area
Place: [MOREHEAD] MOREHEAD 046 [BUILDING]						
Area: 119,353 SqFt						
Billing Period: Sep 2018						
ELECTRIC	114,414.00 kWh	390,495 KBtu	3.272 KBtu/SqFt	\$13,737.07	\$0.120 /kWh	\$0.115 /SqFt
NATURALGAS	629.00 CCF	64,787 KBtu	0.543 KBtu/SqFt	\$476.89	\$0.758 /CCF	\$0.004 /SqFt
SEWER	140.00 CCF			\$584.96	\$4.178 /CCF	\$0.005 /SqFt
WATER	1,456.00 CCF			\$5,198.47	\$3.570 /CCF	\$0.043 /SqFt
Totals:		455,282 KBtu	3.815 KBtu/SqFt	\$19,997.39		

Energy

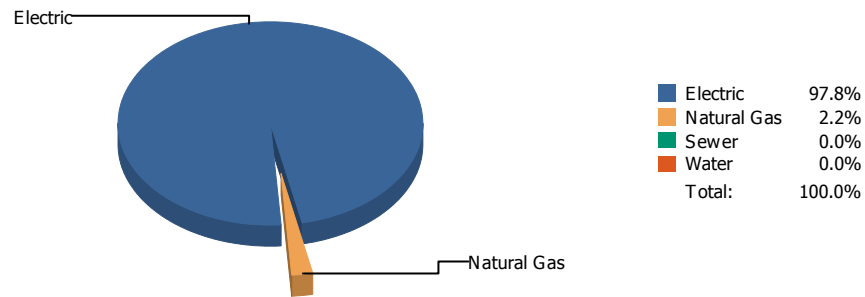


Cost

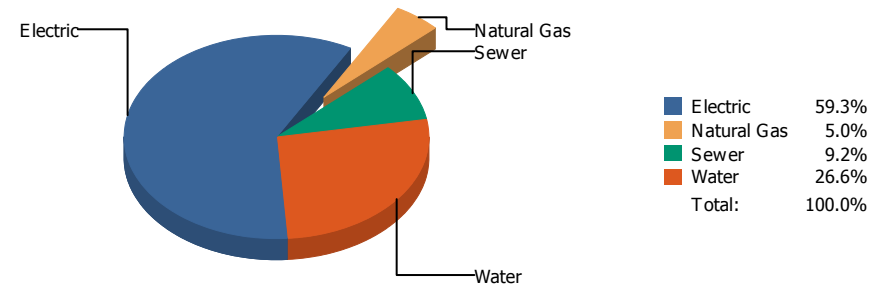


Commodity	Common Use	Energy Use	Energy Use / Area	Total Cost	Cost / Unit	Cost / Area
Place: [MOYE_2] HR MOYE [BUILDING]						
Area: 93,197 SqFt						
Billing Period: Sep 2018						
ELECTRIC	72,720.00 kWh	248,193 KBtu	2.663 KBtu/SqFt	\$9,880.23	\$0.136 /kWh	\$0.106 /SqFt
NATURALGAS	347.00 CCF	35,741 KBtu	0.383 KBtu/SqFt	\$324.24	\$0.934 /CCF	\$0.003 /SqFt
SEWER	71.00 CCF			\$453.17	\$6.383 /CCF	\$0.005 /SqFt
WATER	192.00 CCF			\$1,018.74	\$5.306 /CCF	\$0.011 /SqFt
Totals:		283,934 KBtu	3.047 KBtu/SqFt	\$11,676.38		

Energy



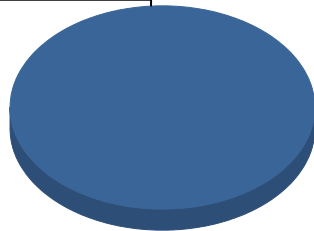
Cost



Commodity	Common Use	Energy Use	Energy Use / Area	Total Cost	Cost / Unit	Cost / Area
Place: [MULTI-MEDIA CENTER] MULTI-MEDIA CENTER [BUILDING]						
Area: 27,633 SqFt						
Billing Period: Sep 2018						
ELECTRIC	13,188.00 kWh	45,011 KBtu	1.629 KBtu/SqFt	\$1,642.95	\$0.125 /kWh	\$0.059 /SqFt
NATURALGAS	10.00 CCF	1,030 KBtu	0.037 KBtu/SqFt	\$138.55	\$13.855 /CCF	\$0.005 /SqFt
SEWER	84.00 CCF			\$253.71	\$3.020 /CCF	\$0.009 /SqFt
WATER	204.00 CCF			\$736.05	\$3.608 /CCF	\$0.027 /SqFt
Totals:		46,041 KBtu	1.666 KBtu/SqFt	\$2,771.26		

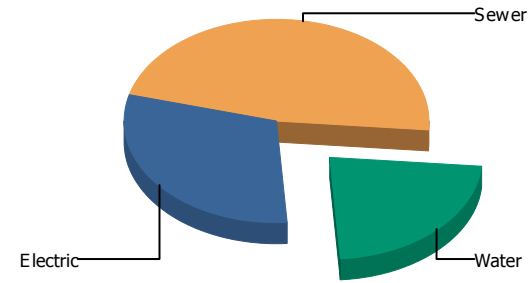
Energy

Electric



Electric 100.0%
 Sewer 0.0%
 Water 0.0%
 Total: 100.0%

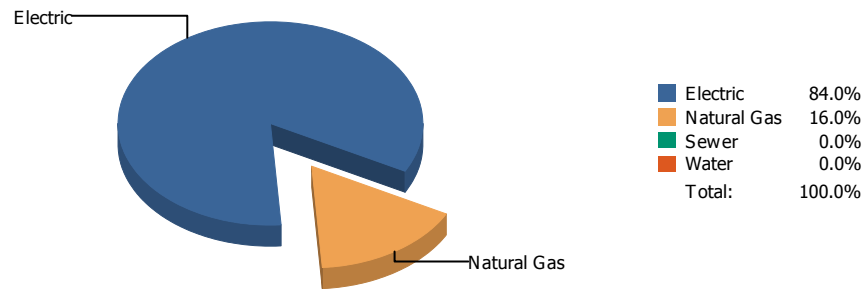
Cost



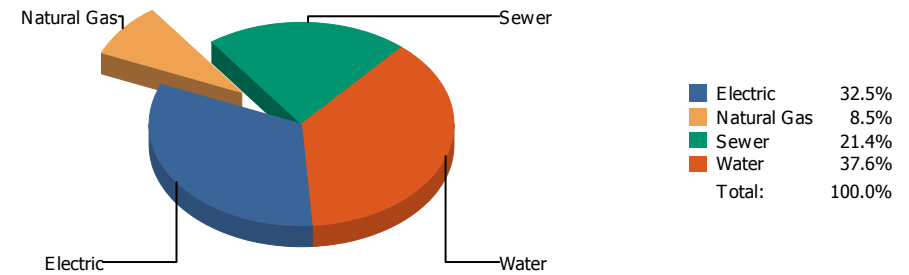
Electric 30.3%
 Sewer 47.3%
 Water 22.4%
 Total: 100.0%

Commodity	Common Use	Energy Use	Energy Use / Area	Total Cost	Cost / Unit	Cost / Area
Place: [NE AREA OFFICES] N.E. AREA OFFICES 882 [BUILDING]						
Area: 7,328 SqFt						
Billing Period: Sep 2018						
ELECTRIC	160.00 kWh	546 KBtu	0.075 KBtu/SqFt	\$38.74	\$0.242 /kWh	\$0.005 /SqFt
SEWER	0.00 CCF			\$60.56	\$0.000 /CCF	\$0.008 /SqFt
WATER	0.00 CCF			\$28.64	\$0.000 /CCF	\$0.004 /SqFt
Totals:		546 KBtu	0.075 KBtu/SqFt	\$127.94		

Energy

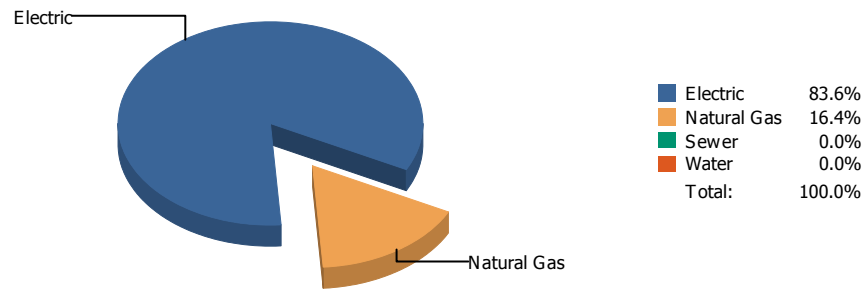


Cost

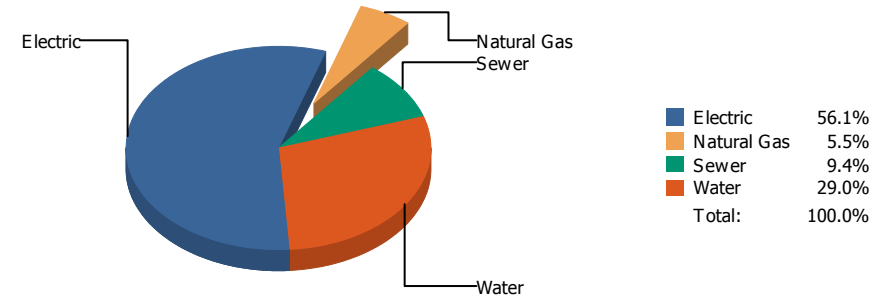


Commodity	Common Use	Energy Use	Energy Use / Area	Total Cost	Cost / Unit	Cost / Area
Place: [NE TRANSPORTATION] N.E. TRANSPORTATION 826 [BUILDING]						
Area: 5,995 SqFt						
Billing Period: Sep 2018						
ELECTRIC	6,500.00 kWh	22,185 KBtu	3.701 KBtu/SqFt	\$594.04	\$0.091 /kWh	\$0.099 /SqFt
NATURALGAS	41.00 CCF	4,223 KBtu	0.704 KBtu/SqFt	\$155.62	\$3.796 /CCF	\$0.026 /SqFt
SEWER	38.00 CCF			\$390.14	\$10.267 /CCF	\$0.065 /SqFt
WATER	164.00 CCF			\$686.72	\$4.187 /CCF	\$0.115 /SqFt
Totals:		26,408 KBtu	4.405 KBtu/SqFt	\$1,826.52		

Energy

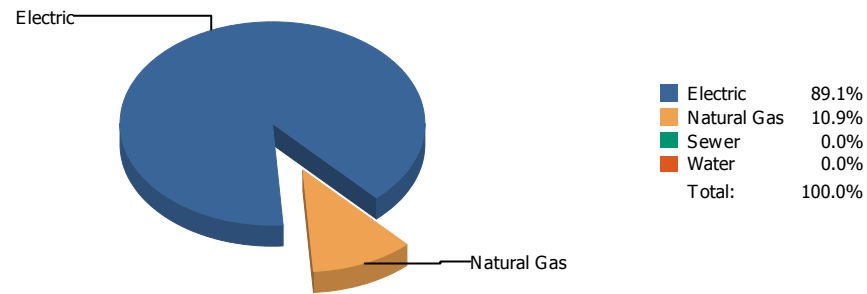


Cost

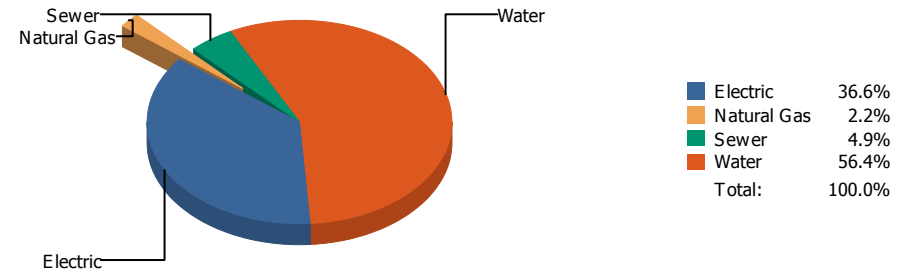


Commodity	Common Use	Energy Use	Energy Use / Area	Total Cost	Cost / Unit	Cost / Area
Place: [NEWMAN] NEWMAN ELEMENTARY 133 [BUILDING]						
Area: 73,291 SqFt						
Billing Period: Sep 2018						
ELECTRIC	35,625.00 kWh	121,588 KBtu	1.659 KBtu/SqFt	\$5,385.41	\$0.151 /kWh	\$0.073 /SqFt
NATURALGAS	232.00 CCF	23,896 KBtu	0.326 KBtu/SqFt	\$526.98	\$2.271 /CCF	\$0.007 /SqFt
SEWER	386.00 CCF			\$904.66	\$2.344 /CCF	\$0.012 /SqFt
WATER	889.00 CCF			\$2,787.48	\$3.136 /CCF	\$0.038 /SqFt
Totals:		145,484 KBtu	1.985 KBtu/SqFt	\$9,604.53		

Energy

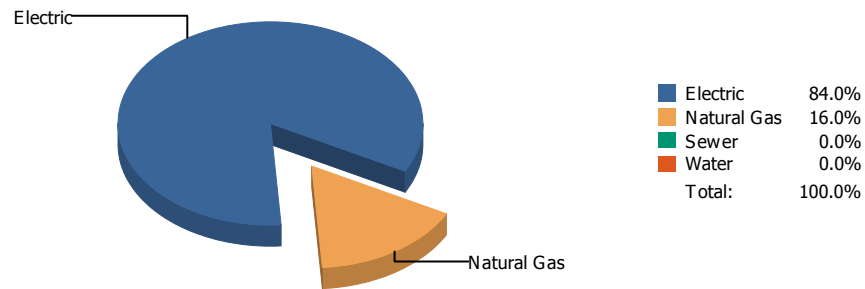


Cost

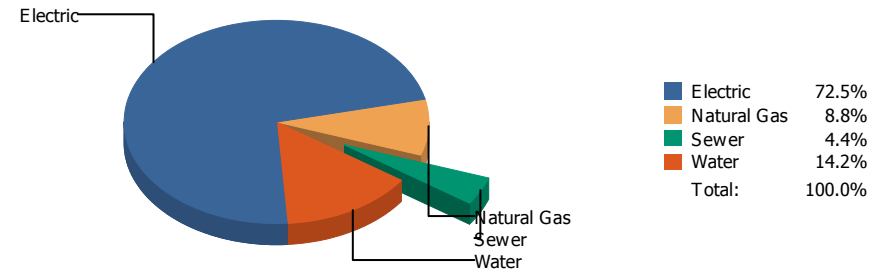


Commodity	Common Use	Energy Use	Energy Use / Area	Total Cost	Cost / Unit	Cost / Area
Place: [NIXON] L.A. NIXON 161 [BUILDING] Area: 76,873 SqFt Billing Period: Sep 2018						
ELECTRIC	48,200.00 kWh	164,507 KBtu	2.140 KBtu/SqFt	\$6,224.83	\$0.129 /kWh	\$0.081 /SqFt
NATURALGAS	195.00 CCF	20,085 KBtu	0.261 KBtu/SqFt	\$373.54	\$1.916 /CCF	\$0.005 /SqFt
SEWER	237.00 CCF			\$826.25	\$3.486 /CCF	\$0.011 /SqFt
WATER	1,555.00 CCF			\$9,598.96	\$6.173 /CCF	\$0.125 /SqFt
Totals:		184,592 KBtu	2.401 KBtu/SqFt	\$17,023.58		

Energy

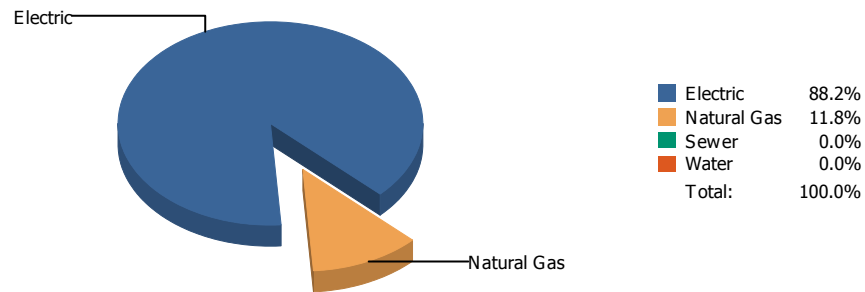


Cost

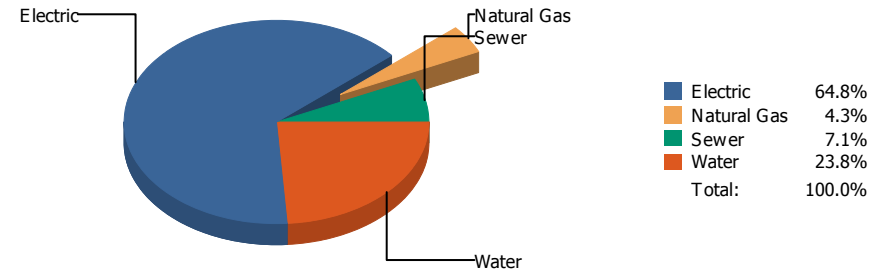


Commodity	Common Use	Energy Use	Energy Use / Area	Total Cost	Cost / Unit	Cost / Area
Place: [OCC. CTR] OCCUPATIONAL CTR. [BUILDING]						
Area: 11,845 SqFt						
Billing Period: Sep 2018						
ELECTRIC	10,900.00 kWh	37,202 KBtu	3.141 KBtu/SqFt	\$1,406.25	\$0.129 /kWh	\$0.119 /SqFt
NATURALGAS	69.00 CCF	7,107 KBtu	0.600 KBtu/SqFt	\$171.09	\$2.480 /CCF	\$0.014 /SqFt
SEWER	6.00 CCF			\$85.59	\$14.265 /CCF	\$0.007 /SqFt
WATER	39.00 CCF			\$276.24	\$7.083 /CCF	\$0.023 /SqFt
Totals:		44,309 KBtu	3.741 KBtu/SqFt	\$1,939.17		

Energy

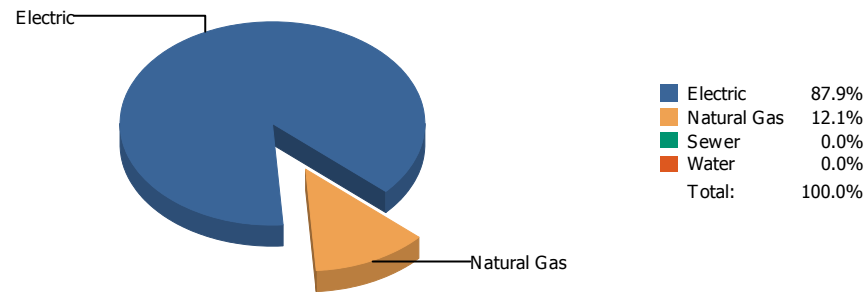


Cost

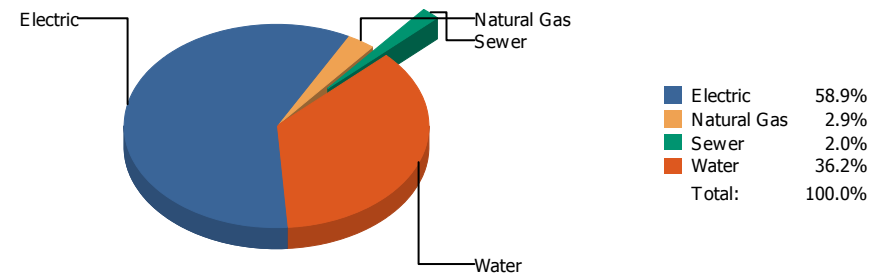


Commodity	Common Use	Energy Use	Energy Use / Area	Total Cost	Cost / Unit	Cost / Area
Place: [PARK] PARK 134 [BUILDING] Area: 63,609 SqFt Billing Period: Sep 2018						
ELECTRIC	34,833.00 kWh	118,885 KBtu	1.869 KBtu/SqFt	\$5,298.36	\$0.152 /kWh	\$0.083 /SqFt
NATURALGAS	154.00 CCF	15,862 KBtu	0.249 KBtu/SqFt	\$351.02	\$2.279 /CCF	\$0.005 /SqFt
SEWER	167.00 CCF			\$577.73	\$3.459 /CCF	\$0.009 /SqFt
WATER	501.00 CCF			\$1,946.12	\$3.884 /CCF	\$0.031 /SqFt
Totals:		134,747 KBtu	2.118 KBtu/SqFt	\$8,173.23		

Energy

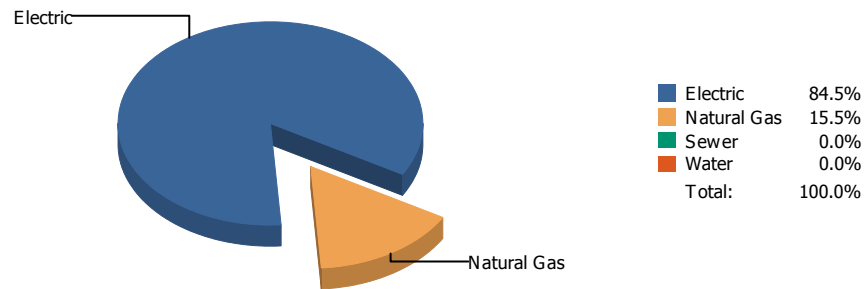


Cost

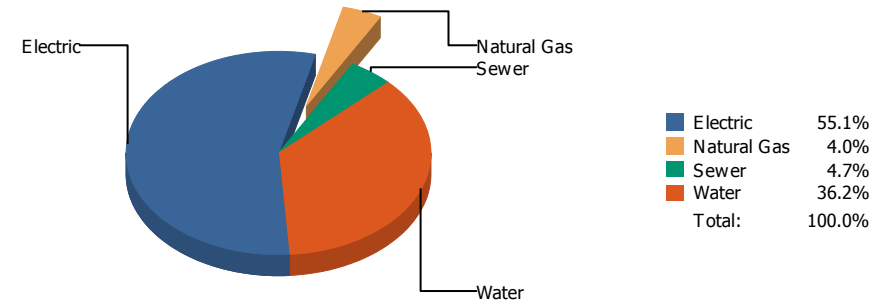


Commodity	Common Use	Energy Use	Energy Use / Area	Total Cost	Cost / Unit	Cost / Area
Place: [PAUL MORENO_1] PAUL MORENO 167 [BUILDING]						
Area: 87,824 SqFt						
Billing Period: Sep 2018						
ELECTRIC	65,100.00 kWh	222,186 KBtu	2.530 KBtu/SqFt	\$8,686.77	\$0.133 /kWh	\$0.099 /SqFt
NATURALGAS	298.00 CCF	30,694 KBtu	0.349 KBtu/SqFt	\$430.31	\$1.444 /CCF	\$0.005 /SqFt
SEWER	5.00 CCF			\$289.86	\$57.972 /CCF	\$0.003 /SqFt
WATER	842.00 CCF			\$5,330.96	\$6.331 /CCF	\$0.060 /SqFt
Totals:		252,880 KBtu	2.879 KBtu/SqFt	\$14,737.90		

Energy

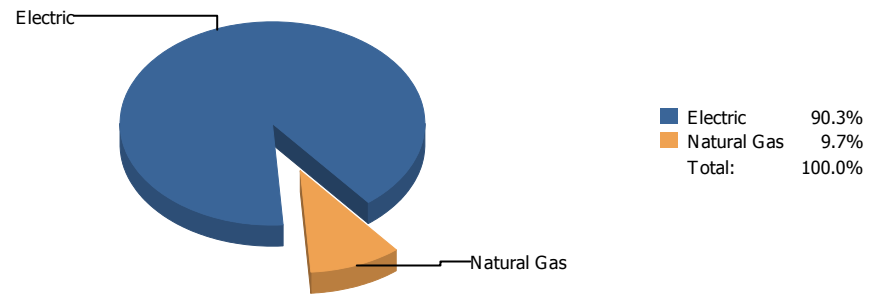


Cost

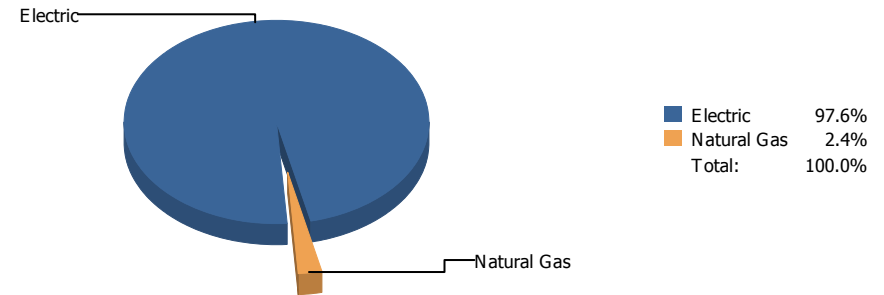


Commodity	Common Use	Energy Use	Energy Use / Area	Total Cost	Cost / Unit	Cost / Area
Place: [POLK] POLK 159 [BUILDING] Area: 67,321 SqFt Billing Period: Sep 2018						
ELECTRIC	56,660.00 kWh	193,381 KBtu	2.873 KBtu/SqFt	\$6,343.99	\$0.112 /kWh	\$0.094 /SqFt
NATURALGAS	345.00 CCF	35,535 KBtu	0.528 KBtu/SqFt	\$456.21	\$1.322 /CCF	\$0.007 /SqFt
SEWER	178.00 CCF			\$546.16	\$3.068 /CCF	\$0.008 /SqFt
WATER	811.00 CCF			\$4,173.01	\$5.146 /CCF	\$0.062 /SqFt
Totals:		228,916 KBtu	3.400 KBtu/SqFt	\$11,519.37		

Energy

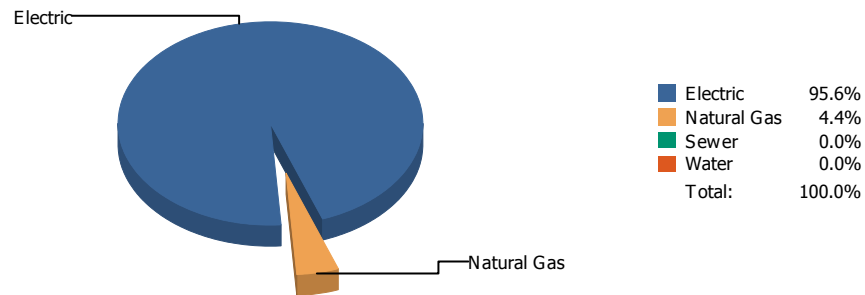


Cost

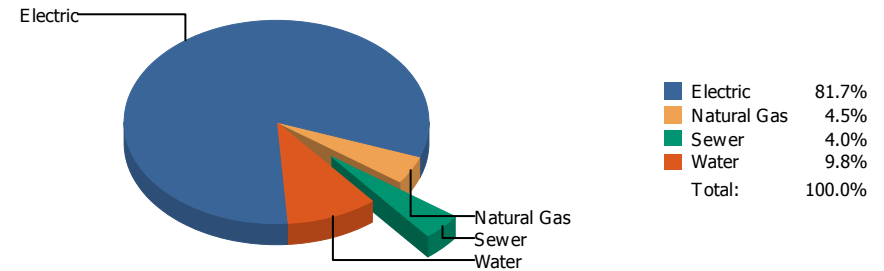


Commodity	Common Use	Energy Use	Energy Use / Area	Total Cost	Cost / Unit	Cost / Area
Place: [POWELL_2] POWELL Area: 79,770 SqFt Billing Period: Sep 2018						
		175 [BUILDING]				
ELECTRIC	74,520.00 kWh	254,337 KBtu	3.188 KBtu/SqFt	\$11,133.74	\$0.149 /kWh	\$0.140 /SqFt
NATURALGAS	265.00 CCF	27,295 KBtu	0.342 KBtu/SqFt	\$279.07	\$1.053 /CCF	\$0.003 /SqFt
Totals:		281,632 KBtu	3.531 KBtu/SqFt	\$11,412.81		

Energy

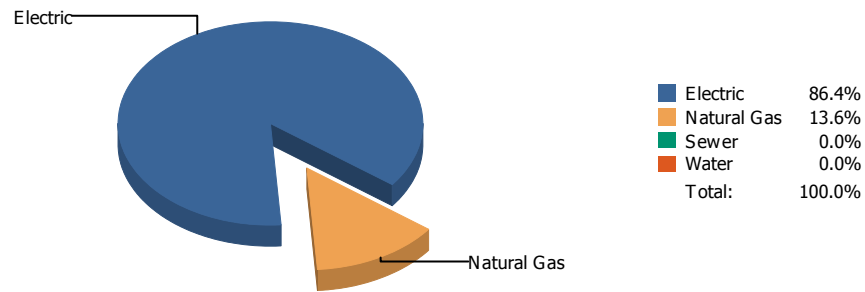


Cost

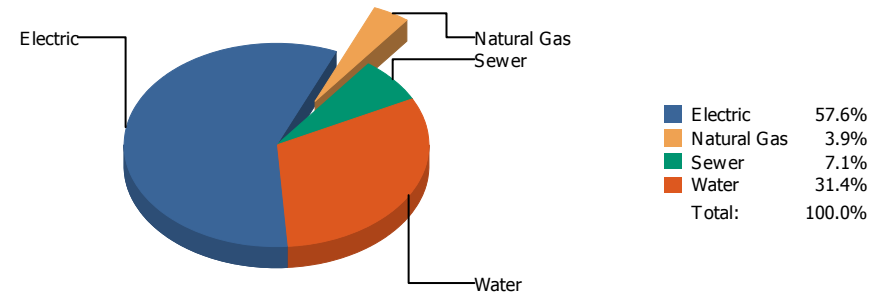


Commodity	Common Use	Energy Use	Energy Use / Area	Total Cost	Cost / Unit	Cost / Area
Place: [PROFESSIONAL DEV] EPISD PROF DEVELOPMENT CENTER931 [BUILDING]						
Area: 18,400 SqFt						
Billing Period: Sep 2018						
ELECTRIC	19,800.00 kWh	67,577 KBtu	3.673 KBtu/SqFt	\$2,724.67	\$0.138 /kWh	\$0.148 /SqFt
NATURALGAS	30.00 CCF	3,090 KBtu	0.168 KBtu/SqFt	\$149.57	\$4.986 /CCF	\$0.008 /SqFt
SEWER	31.00 CCF			\$133.34	\$4.301 /CCF	\$0.007 /SqFt
WATER	82.00 CCF			\$328.61	\$4.007 /CCF	\$0.018 /SqFt
Totals:		70,667 KBtu	3.841 KBtu/SqFt	\$3,336.19		

Energy

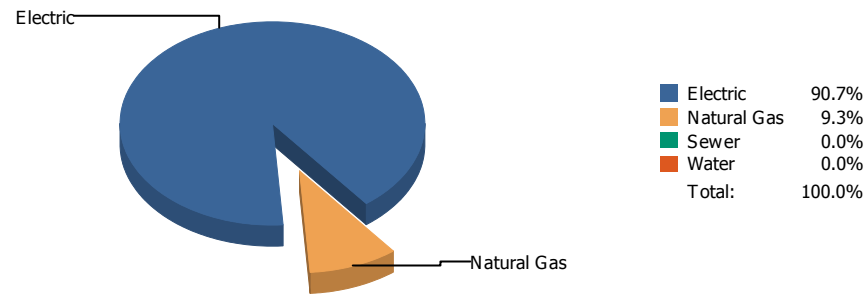


Cost

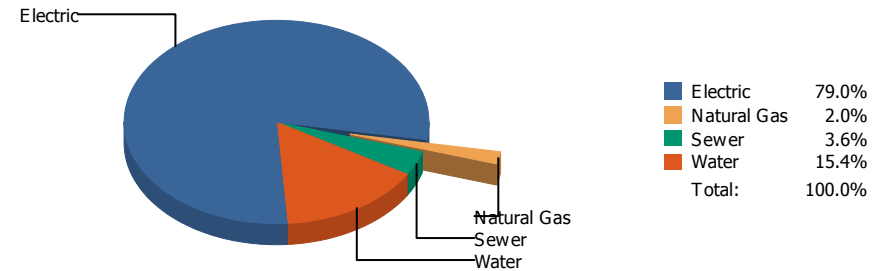


Commodity	Common Use	Energy Use	Energy Use / Area	Total Cost	Cost / Unit	Cost / Area
Place: [PUTNAM] PUTNAM 135 [BUILDING] Area: 61,978 SqFt Billing Period: Sep 2018						
ELECTRIC	51,371.00 kWh	175,329 KBtu	2.829 KBtu/SqFt	\$6,154.02	\$0.120 /kWh	\$0.099 /SqFt
NATURALGAS	269.00 CCF	27,707 KBtu	0.447 KBtu/SqFt	\$414.35	\$1.540 /CCF	\$0.007 /SqFt
SEWER	239.00 CCF			\$758.04	\$3.172 /CCF	\$0.012 /SqFt
WATER	573.00 CCF			\$3,351.86	\$5.850 /CCF	\$0.054 /SqFt
Totals:		203,036 KBtu	3.276 KBtu/SqFt	\$10,678.27		

Energy

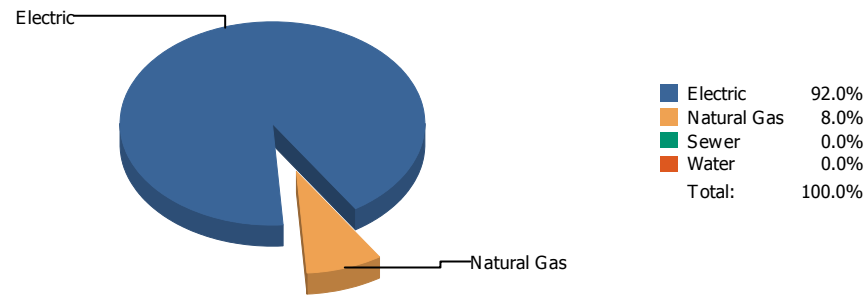


Cost

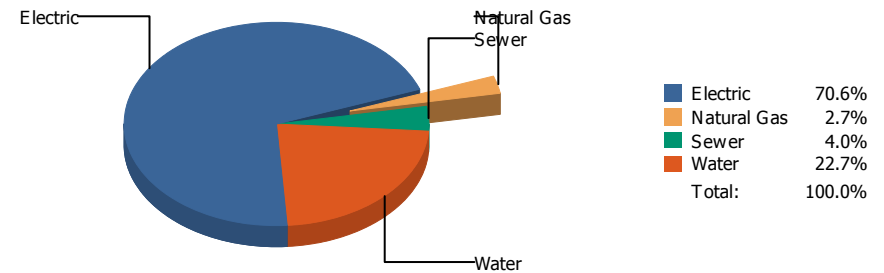


Commodity	Common Use	Energy Use	Energy Use / Area	Total Cost	Cost / Unit	Cost / Area
Place: [RICHARDS] RICHARDSON [BUILDING]						
Area: 115,872 SqFt						
Billing Period: Sep 2018						
ELECTRIC	114,300.00 kWh	390,106 KBtu	3.367 KBtu/SqFt	\$13,706.96	\$0.120 /kWh	\$0.118 /SqFt
NATURALGAS	390.00 CCF	40,170 KBtu	0.347 KBtu/SqFt	\$347.93	\$0.892 /CCF	\$0.003 /SqFt
SEWER	222.00 CCF			\$630.20	\$2.839 /CCF	\$0.005 /SqFt
WATER	622.00 CCF			\$2,675.95	\$4.302 /CCF	\$0.023 /SqFt
Totals:		430,276 KBtu	3.713 KBtu/SqFt	\$17,361.04		

Energy

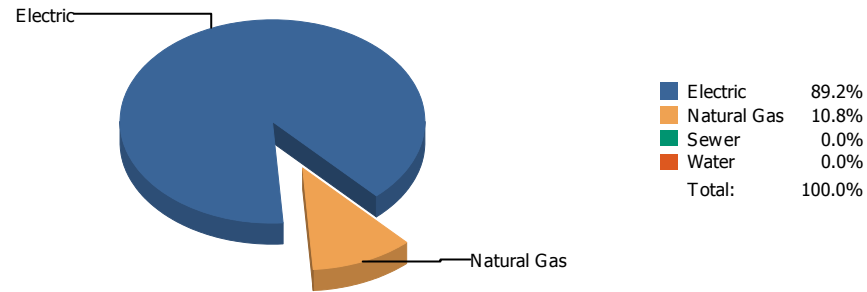


Cost

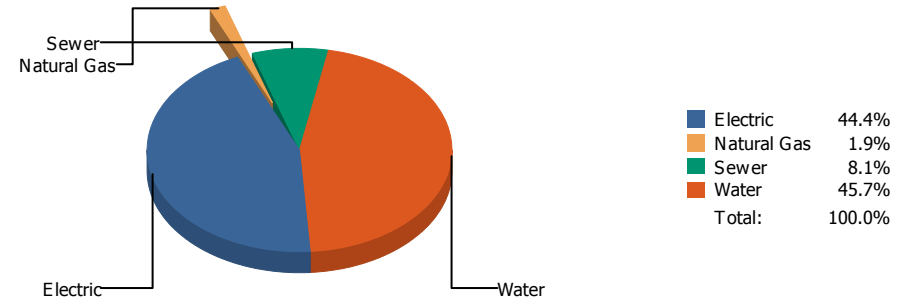


Commodity	Common Use	Energy Use	Energy Use / Area	Total Cost	Cost / Unit	Cost / Area
Place: [RIVERA] RIVERA 156 [BUILDING] Area: 77,562 SqFt Billing Period: Sep 2018						
ELECTRIC	72,339.00 kWh	246,893 KBtu	3.183 KBtu/SqFt	\$9,839.22	\$0.136 /kWh	\$0.127 /SqFt
NATURALGAS	208.00 CCF	21,424 KBtu	0.276 KBtu/SqFt	\$380.71	\$1.830 /CCF	\$0.005 /SqFt
SEWER	136.00 CCF			\$559.21	\$4.112 /CCF	\$0.007 /SqFt
WATER	676.00 CCF			\$3,158.23	\$4.672 /CCF	\$0.041 /SqFt
Totals:		268,317 KBtu	3.459 KBtu/SqFt	\$13,937.37		

Energy

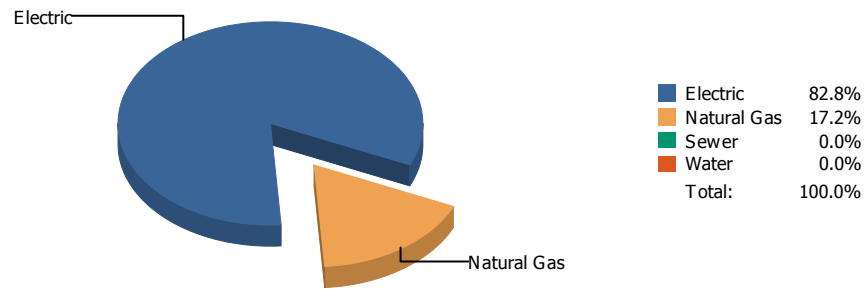


Cost

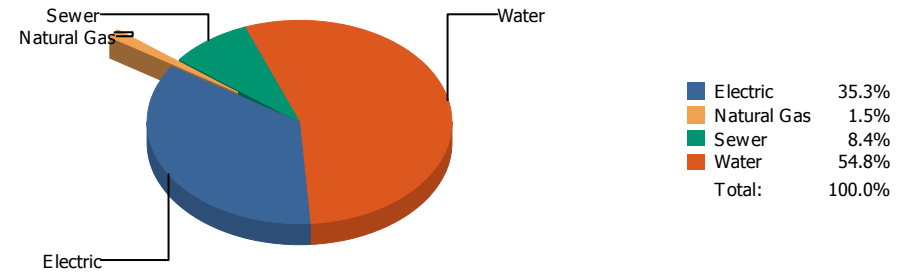


Commodity	Common Use	Energy Use	Energy Use / Area	Total Cost	Cost / Unit	Cost / Area
Place: [ROBERTS] ROBERTS 136 [BUILDING]						
Area: 81,457 SqFt						
Billing Period: Sep 2018						
ELECTRIC	59,080.00 kWh	201,640 KBtu	2.475 KBtu/SqFt	\$6,264.01	\$0.106 /kWh	\$0.077 /SqFt
NATURALGAS	236.00 CCF	24,308 KBtu	0.298 KBtu/SqFt	\$263.08	\$1.115 /CCF	\$0.003 /SqFt
SEWER	488.00 CCF			\$1,138.26	\$2.333 /CCF	\$0.014 /SqFt
WATER	1,593.00 CCF			\$6,457.97	\$4.054 /CCF	\$0.079 /SqFt
Totals:		225,948 KBtu	2.774 KBtu/SqFt	\$14,123.32		

Energy

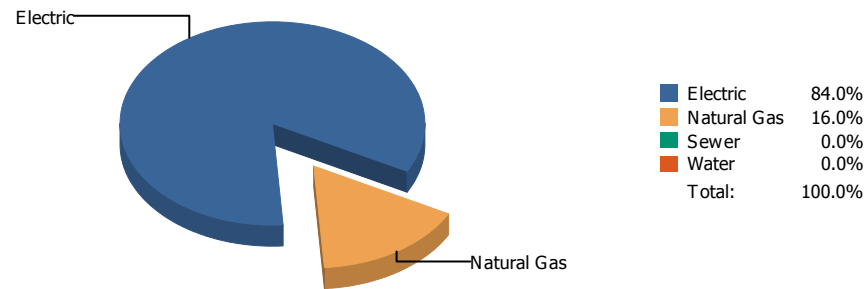


Cost

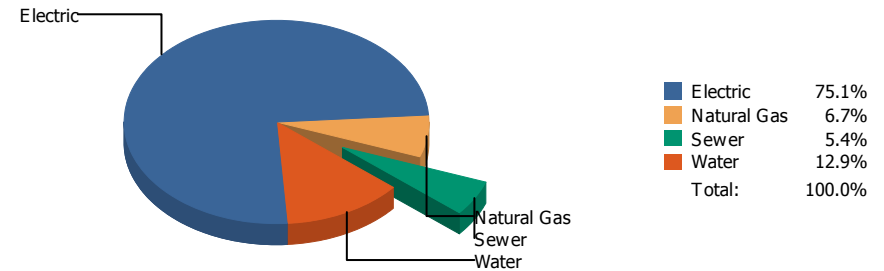


Commodity	Common Use	Energy Use	Energy Use / Area	Total Cost	Cost / Unit	Cost / Area
Place: [ROSS] ROSS 042 [BUILDING] Area: 131,497 SqFt Billing Period: Sep 2018						
ELECTRIC	65,651.00 kWh	224,067 KBtu	1.704 KBtu/SqFt	\$8,703.18	\$0.133 /kWh	\$0.066 /SqFt
NATURALGAS	452.00 CCF	46,556 KBtu	0.354 KBtu/SqFt	\$382.10	\$0.845 /CCF	\$0.003 /SqFt
SEWER	979.00 CCF			\$2,076.07	\$2.121 /CCF	\$0.016 /SqFt
WATER	3,301.00 CCF			\$13,525.66	\$4.097 /CCF	\$0.103 /SqFt
Totals:		270,623 KBtu	2.058 KBtu/SqFt	\$24,687.01		

Energy



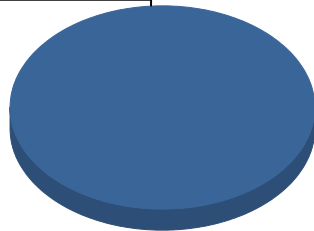
Cost



Commodity	Common Use	Energy Use	Energy Use / Area	Total Cost	Cost / Unit	Cost / Area
Place: [RUSK] RUSK 138 [BUILDING] Area: 67,240 SqFt Billing Period: Sep 2018						
ELECTRIC	34,728.00 kWh	118,527 KBtu	1.763 KBtu/SqFt	\$4,362.15	\$0.126 /kWh	\$0.065 /SqFt
NATURALGAS	220.00 CCF	22,660 KBtu	0.337 KBtu/SqFt	\$387.31	\$1.761 /CCF	\$0.006 /SqFt
SEWER	58.00 CCF			\$312.46	\$5.387 /CCF	\$0.005 /SqFt
WATER	170.00 CCF			\$748.52	\$4.403 /CCF	\$0.011 /SqFt
Totals:		141,187 KBtu	2.100 KBtu/SqFt	\$5,810.44		

Energy

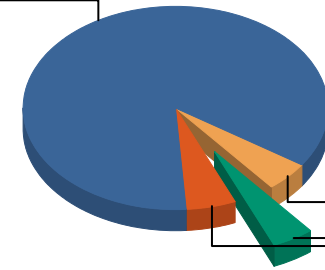
Electric



Electric	100.0%
Natural Gas	0.0%
Sewer	0.0%
Water	0.0%
Total:	100.0%

Cost

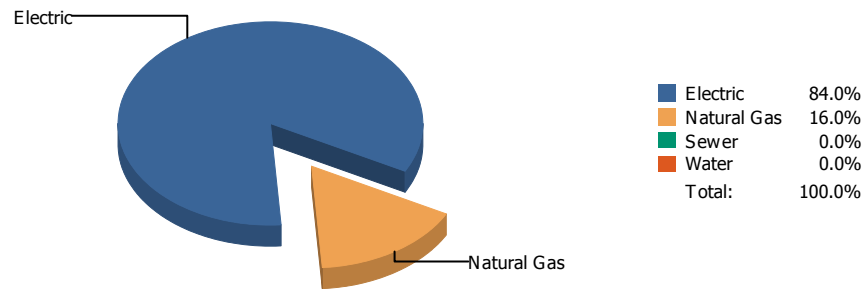
Electric



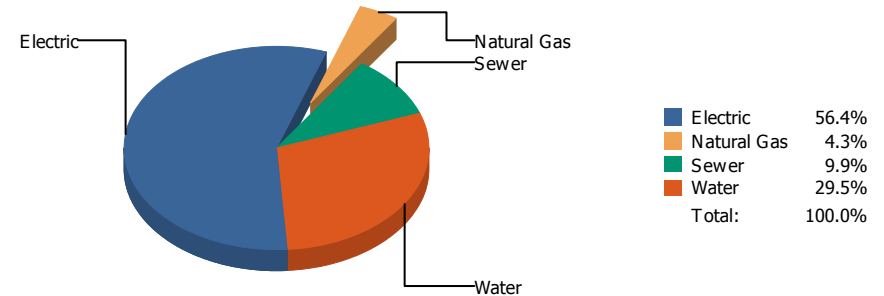
Electric	85.5%
Natural Gas	4.9%
Sewer	4.3%
Water	5.3%
Total:	100.0%

Commodity	Common Use	Energy Use	Energy Use / Area	Total Cost	Cost / Unit	Cost / Area
Place: [SAN JAC] SAN JACINTO 139 [BUILDING]						
Area: 29,589 SqFt						
Billing Period: Sep 2018						
ELECTRIC	13,600.00 kWh	46,417 KBtu	1.569 KBtu/SqFt	\$2,333.22	\$0.172 /kWh	\$0.079 /SqFt
NATURALGAS	0.00 CCF	0 KBtu	0.000 KBtu/SqFt	\$133.05	\$0.000 /CCF	\$0.004 /SqFt
SEWER	13.00 CCF			\$118.10	\$9.085 /CCF	\$0.004 /SqFt
WATER	17.00 CCF			\$144.56	\$8.504 /CCF	\$0.005 /SqFt
Totals:		46,417 KBtu	1.569 KBtu/SqFt	\$2,728.93		

Energy

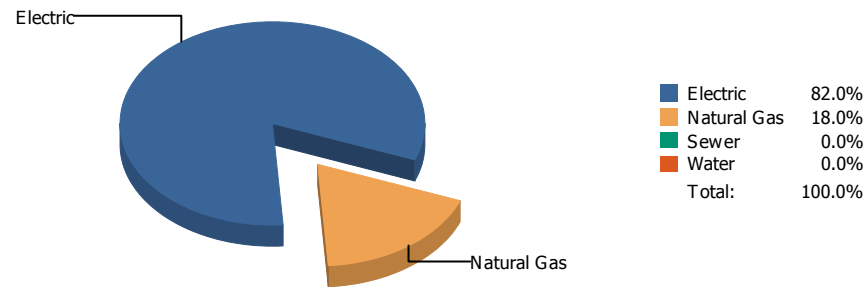


Cost

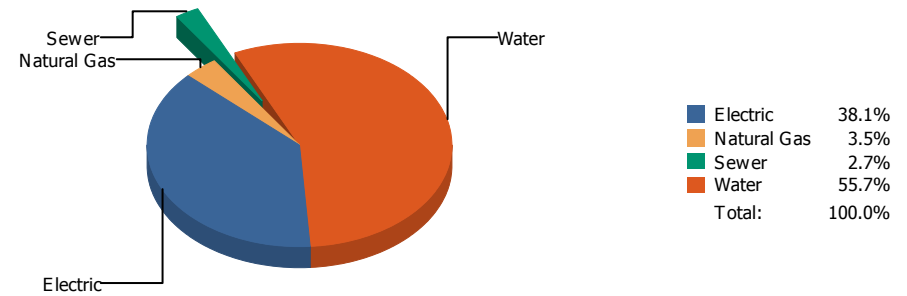


Commodity	Common Use	Energy Use	Energy Use / Area	Total Cost	Cost / Unit	Cost / Area
Place: [SCHUSTER] SCHUSTER 140 [BUILDING]						
Area: 34,371 SqFt						
Billing Period: Sep 2018						
ELECTRIC	21,430.00 kWh	73,141 KBtu	2.128 KBtu/SqFt	\$2,734.23	\$0.128 /kWh	\$0.079 /SqFt
NATURALGAS	135.00 CCF	13,905 KBtu	0.405 KBtu/SqFt	\$207.45	\$1.537 /CCF	\$0.006 /SqFt
SEWER	202.00 CCF			\$479.09	\$2.372 /CCF	\$0.014 /SqFt
WATER	453.00 CCF			\$1,428.28	\$3.153 /CCF	\$0.042 /SqFt
Totals:		87,046 KBtu	2.533 KBtu/SqFt	\$4,849.05		

Energy

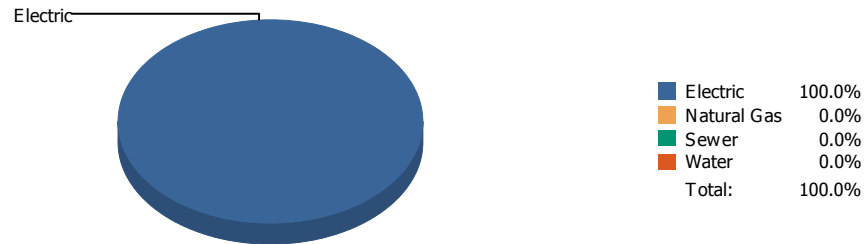


Cost

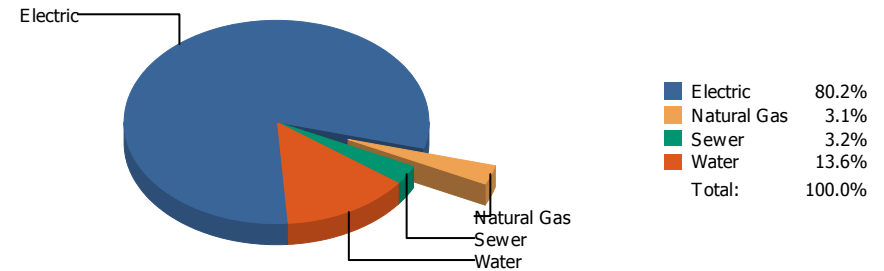


Commodity	Common Use	Energy Use	Energy Use / Area	Total Cost	Cost / Unit	Cost / Area
Place: [STANTON] STANTON 141 [BUILDING]						
Area: 75,957 SqFt						
Billing Period: Sep 2018						
ELECTRIC	29,608.00 kWh	101,052 KBtu	1.330 KBtu/SqFt	\$4,214.18	\$0.142 /kWh	\$0.055 /SqFt
NATURALGAS	216.00 CCF	22,248 KBtu	0.293 KBtu/SqFt	\$384.84	\$1.782 /CCF	\$0.005 /SqFt
SEWER	66.00 CCF			\$293.46	\$4.446 /CCF	\$0.004 /SqFt
WATER	938.00 CCF			\$6,157.75	\$6.565 /CCF	\$0.081 /SqFt
Totals:		123,300 KBtu	1.623 KBtu/SqFt	\$11,050.23		

Energy

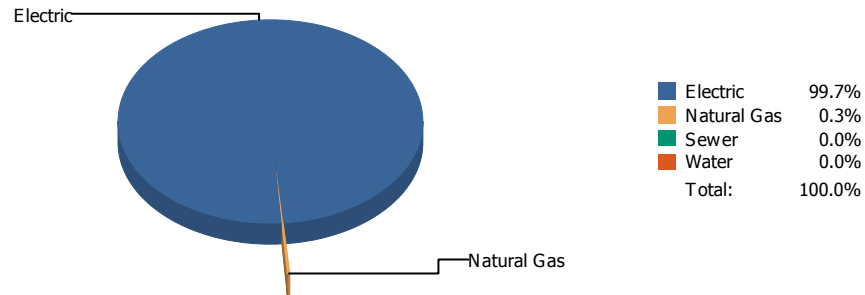


Cost

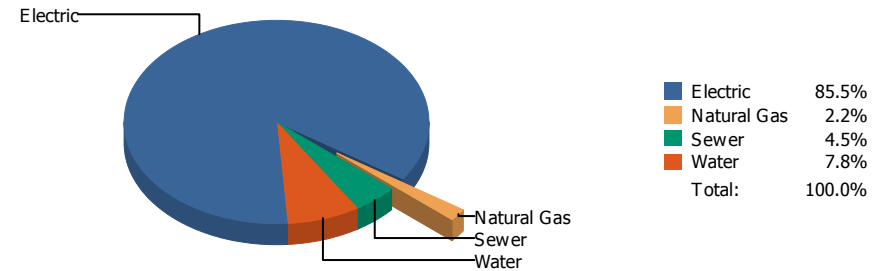


Commodity	Common Use	Energy Use	Energy Use / Area	Total Cost	Cost / Unit	Cost / Area
Place: [SUNSET HIGH_1] SUNSET HIGH SCHOOL [BUILDING]						
Area: 33,263 SqFt						
Billing Period: Sep 2018						
ELECTRIC	30,160.00 kWh	102,936 KBtu	3.095 KBtu/SqFt	\$3,482.02	\$0.115 /kWh	\$0.105 /SqFt
NATURALGAS	0.00 CCF	0 KBtu	0.000 KBtu/SqFt	\$133.05	\$0.000 /CCF	\$0.004 /SqFt
SEWER	23.00 CCF			\$137.20	\$5.965 /CCF	\$0.004 /SqFt
WATER	145.00 CCF			\$591.44	\$4.079 /CCF	\$0.018 /SqFt
Totals:		102,936 KBtu	3.095 KBtu/SqFt	\$4,343.71		

Energy

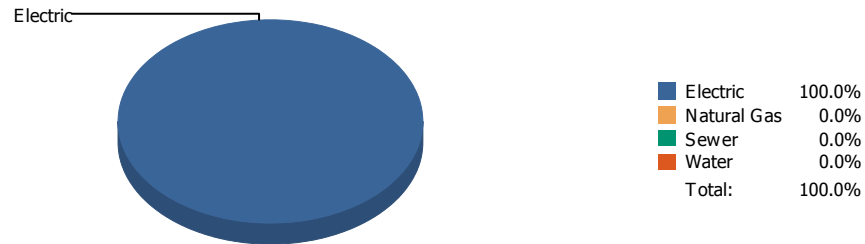


Cost

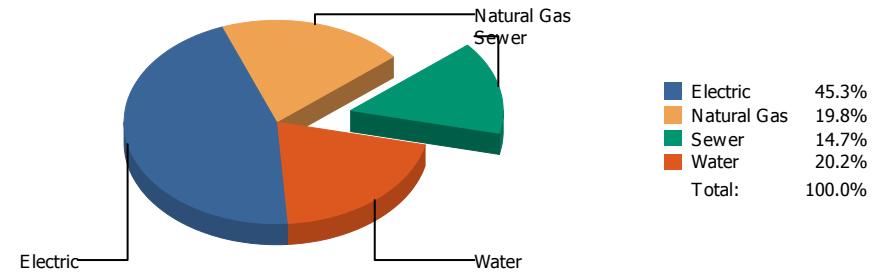


Commodity	Common Use	Energy Use	Energy Use / Area	Total Cost	Cost / Unit	Cost / Area
Place: [TELLES] R. TELLES ACADEMY 027 [BUILDING]						
Area: 38,000 SqFt						
Billing Period: Sep 2018						
ELECTRIC	44,600.00 kWh	152,220 KBtu	4.006 KBtu/SqFt	\$5,386.90	\$0.121 /kWh	\$0.142 /SqFt
NATURALGAS	5.00 CCF	515 KBtu	0.014 KBtu/SqFt	\$135.79	\$27.158 /CCF	\$0.004 /SqFt
SEWER	42.00 CCF			\$286.40	\$6.819 /CCF	\$0.008 /SqFt
WATER	114.00 CCF			\$493.67	\$4.330 /CCF	\$0.013 /SqFt
Totals:		152,735 KBtu	4.019 KBtu/SqFt	\$6,302.76		

Energy

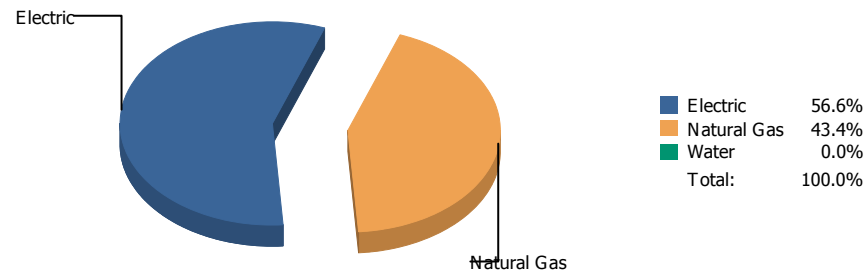


Cost

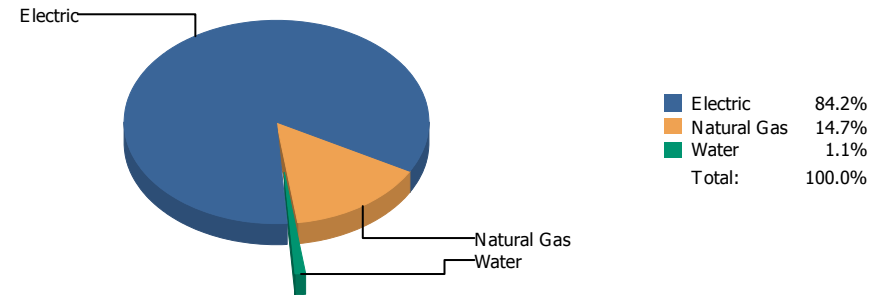


Commodity	Common Use	Energy Use	Energy Use / Area	Total Cost	Cost / Unit	Cost / Area
Place: [TENNISCENTER_2] TENNIS CENTER 000 [BUILDING]						
Area: 3,867 SqFt						
Billing Period: Sep 2018						
ELECTRIC	1,217.00 kWh	4,154 KBtu	1.074 KBtu/SqFt	\$305.12	\$0.251 /kWh	\$0.079 /SqFt
NATURALGAS	0.00 CCF	0 KBtu	0.000 KBtu/SqFt	\$133.05	\$0.000 /CCF	\$0.034 /SqFt
SEWER	3.00 CCF			\$99.00	\$33.000 /CCF	\$0.026 /SqFt
WATER	13.00 CCF			\$135.96	\$10.458 /CCF	\$0.035 /SqFt
Totals:		4,154 KBtu	1.074 KBtu/SqFt	\$673.13		

Energy

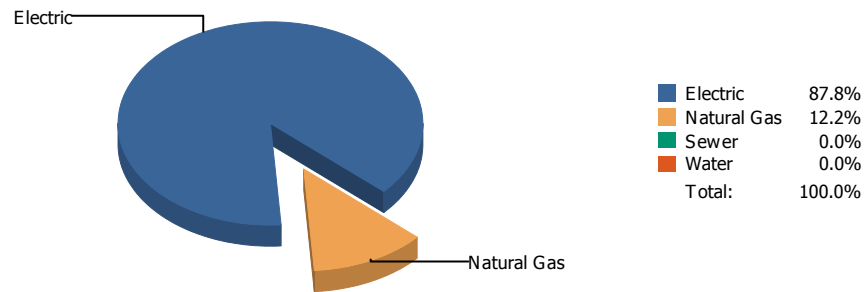


Cost

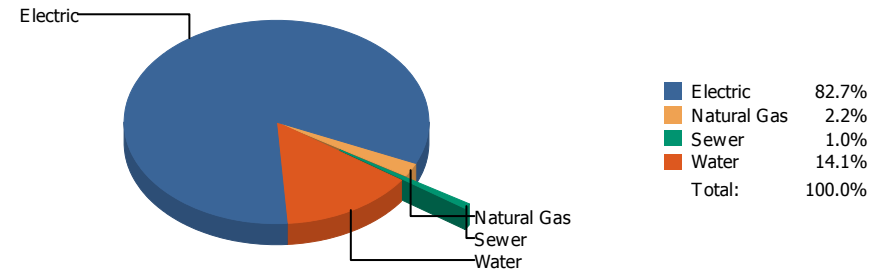


Commodity	Common Use	Energy Use	Energy Use / Area	Total Cost	Cost / Unit	Cost / Area
Place: [TERRACE] TERRACE HILLS 048 [BUILDING] Area: 138,021 SqFt Billing Period: Sep 2018						
ELECTRIC	34,350.00 kWh	117,237 KBtu	0.849 KBtu/SqFt	\$4,285.18	\$0.125 /kWh	\$0.031 /SqFt
NATURALGAS	874.00 CCF	90,022 KBtu	0.652 KBtu/SqFt	\$747.18	\$0.855 /CCF	\$0.005 /SqFt
WATER	0.00 CCF			\$54.48	\$0.000 /CCF	\$0.000 /SqFt
Totals:		207,259 KBtu	1.502 KBtu/SqFt	\$5,086.84		

Energy

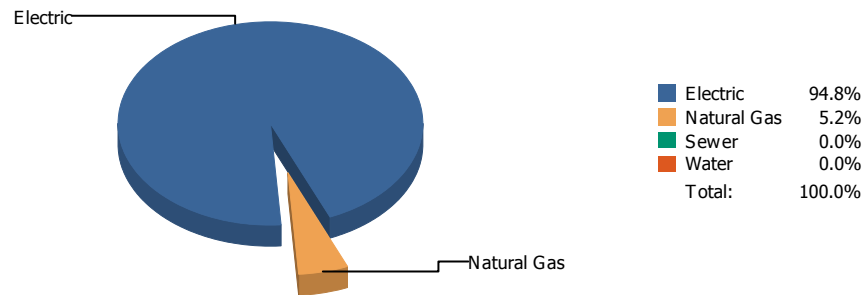


Cost

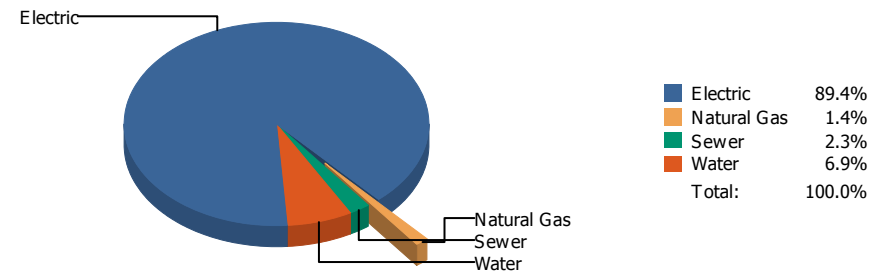


Commodity	Common Use	Energy Use	Energy Use / Area	Total Cost	Cost / Unit	Cost / Area
Place: [TIPPENELEMENTARY] TIPPIN ELEMENTARY 168 [BUILDING]						
Area: 88,360 SqFt						
Billing Period: Sep 2018						
ELECTRIC	130,080.00 kWh	443,963 KBtu	5.024 KBtu/SqFt	\$17,318.86	\$0.133 /kWh	\$0.196 /SqFt
NATURALGAS	599.00 CCF	61,697 KBtu	0.698 KBtu/SqFt	\$460.89	\$0.769 /CCF	\$0.005 /SqFt
SEWER	0.00 CCF			\$206.18	\$0.000 /CCF	\$0.002 /SqFt
WATER	487.00 CCF			\$2,949.73	\$6.057 /CCF	\$0.033 /SqFt
Totals:		505,660 KBtu	5.723 KBtu/SqFt	\$20,935.66		

Energy

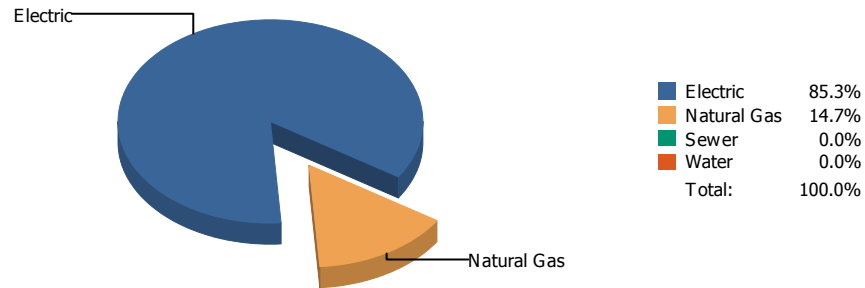


Cost

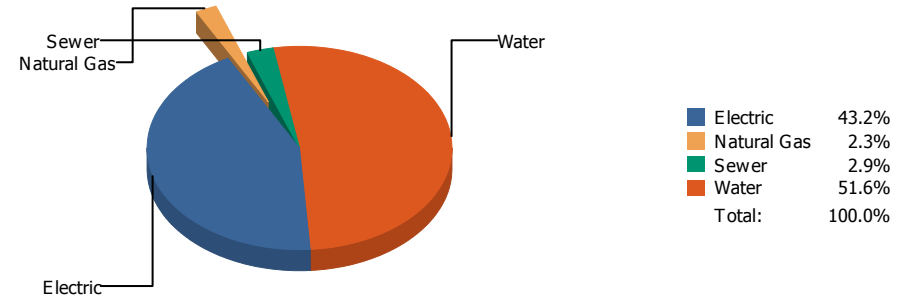


Commodity	Common Use	Energy Use	Energy Use / Area	Total Cost	Cost / Unit	Cost / Area
Place: [TOMLEA_2] TOM LEA 178 [BUILDING]						
Area: 88,828 SqFt						
Billing Period: Sep 2018						
ELECTRIC	118,000.00 kWh	402,734 KBtu	4.534 KBtu/SqFt	\$15,623.16	\$0.132 /kWh	\$0.176 /SqFt
NATURALGAS	214.00 CCF	22,042 KBtu	0.248 KBtu/SqFt	\$250.98	\$1.173 /CCF	\$0.003 /SqFt
SEWER	102.00 CCF			\$401.00	\$3.931 /CCF	\$0.005 /SqFt
WATER	274.00 CCF			\$1,197.28	\$4.370 /CCF	\$0.013 /SqFt
Totals:		424,776 KBtu	4.782 KBtu/SqFt	\$17,472.42		

Energy

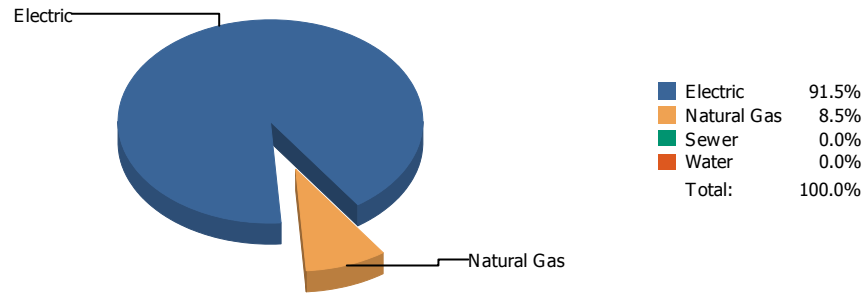


Cost

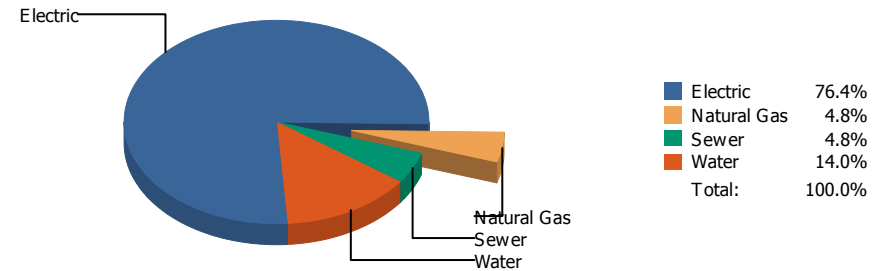


Commodity	Common Use	Energy Use	Energy Use / Area	Total Cost	Cost / Unit	Cost / Area
Place: [TRAVIS] TRAVIS 143 [BUILDING] Area: 78,925 SqFt Billing Period: Sep 2018						
ELECTRIC	35,760.00 kWh	122,049 KBtu	1.546 KBtu/SqFt	\$4,627.55	\$0.129 /kWh	\$0.059 /SqFt
NATURALGAS	205.00 CCF	21,115 KBtu	0.268 KBtu/SqFt	\$246.00	\$1.200 /CCF	\$0.003 /SqFt
SEWER	73.00 CCF			\$306.83	\$4.203 /CCF	\$0.004 /SqFt
WATER	885.00 CCF			\$5,529.17	\$6.248 /CCF	\$0.070 /SqFt
Totals:		143,164 KBtu	1.814 KBtu/SqFt	\$10,709.55		

Energy

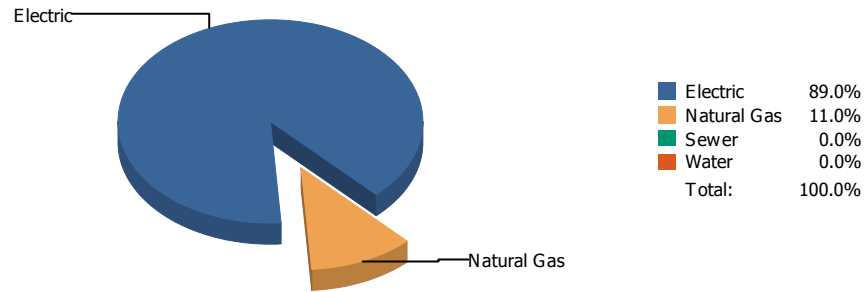


Cost

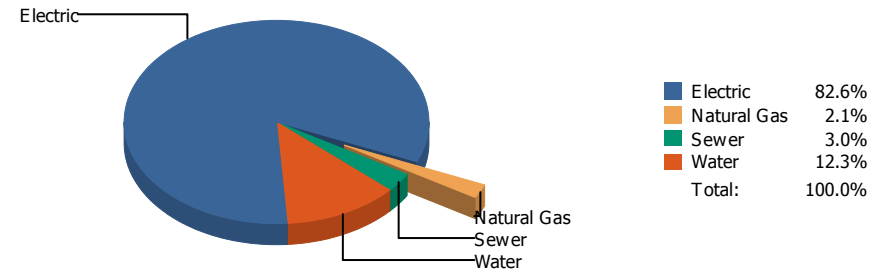


Commodity	Common Use	Energy Use	Energy Use / Area	Total Cost	Cost / Unit	Cost / Area
Place: [VILAS] VILAS 144 [BUILDING] Area: 66,992 SqFt Billing Period: Sep 2018						
ELECTRIC	62,137.00 kWh	212,074 KBtu	3.166 KBtu/SqFt	\$8,004.40	\$0.129 /kWh	\$0.119 /SqFt
NATURALGAS	192.00 CCF	19,776 KBtu	0.295 KBtu/SqFt	\$505.12	\$2.631 /CCF	\$0.007 /SqFt
SEWER	70.00 CCF			\$506.78	\$7.240 /CCF	\$0.007 /SqFt
WATER	291.00 CCF			\$1,466.27	\$5.039 /CCF	\$0.022 /SqFt
Totals:		231,850 KBtu	3.461 KBtu/SqFt	\$10,482.57		

Energy



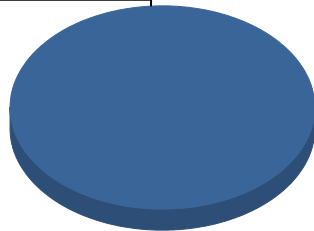
Cost



Commodity	Common Use	Energy Use	Energy Use / Area	Total Cost	Cost / Unit	Cost / Area
Place: [W HILLS] WESTERN HILLS 146 [BUILDING] Area: 77,753 SqFt Billing Period: Sep 2018						
ELECTRIC	77,640.00 kWh	264,985 KBtu	3.408 KBtu/SqFt	\$11,872.61	\$0.153 /kWh	\$0.153 /SqFt
NATURALGAS	318.00 CCF	32,754 KBtu	0.421 KBtu/SqFt	\$308.27	\$0.969 /CCF	\$0.004 /SqFt
SEWER	61.00 CCF			\$434.07	\$7.116 /CCF	\$0.006 /SqFt
WATER	518.00 CCF			\$1,762.47	\$3.402 /CCF	\$0.023 /SqFt
Totals:		297,739 KBtu	3.829 KBtu/SqFt	\$14,377.42		

Energy

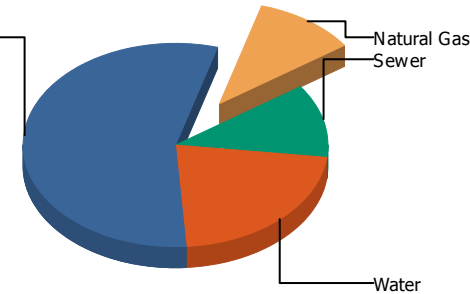
Electric



Electric	100.0%
Natural Gas	0.0%
Sewer	0.0%
Water	0.0%
Total:	100.0%

Cost

Electric

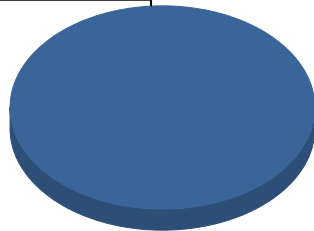


Electric	55.5%
Natural Gas	10.9%
Sewer	11.6%
Water	22.0%
Total:	100.0%

Commodity	Common Use	Energy Use	Energy Use / Area	Total Cost	Cost / Unit	Cost / Area
Place: [WAINWRIG] WAINWRIGHT 145 [BUILDING]						
Area: 38,227 SqFt						
Billing Period: Sep 2018						
ELECTRIC	13,399.00 kWh	45,731 KBtu	1.196 KBtu/SqFt	\$1,359.40	\$0.101 /kWh	\$0.036 /SqFt
NATURALGAS	0.00 CCF	0 KBtu	0.000 KBtu/SqFt	\$266.10	\$0.000 /CCF	\$0.007 /SqFt
SEWER	51.00 CCF			\$283.95	\$5.568 /CCF	\$0.007 /SqFt
WATER	130.00 CCF			\$539.92	\$4.153 /CCF	\$0.014 /SqFt
Totals:		45,731 KBtu	1.196 KBtu/SqFt	\$2,449.37		

Energy

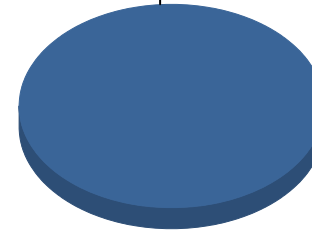
Electric



■ Electric 100.0%
Total: 100.0%

Cost

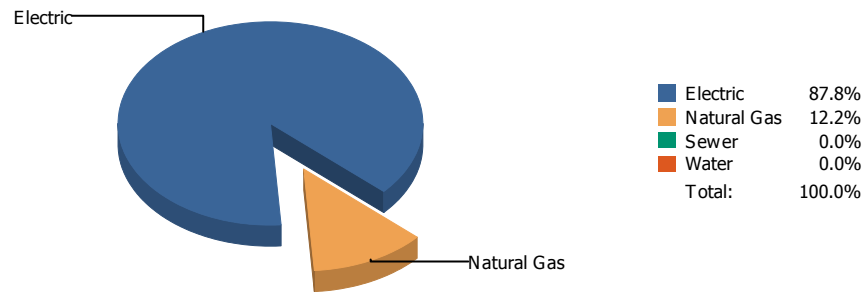
Electric



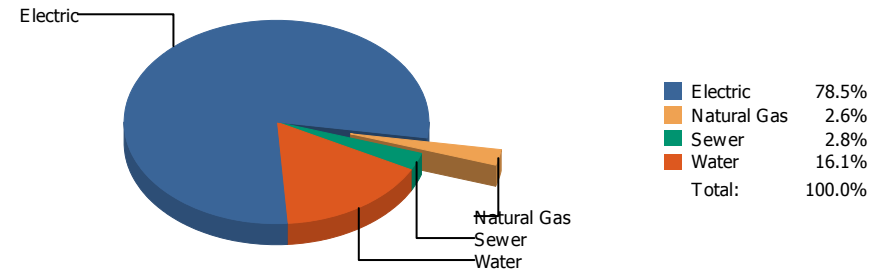
■ Electric 100.0%
Total: 100.0%

Commodity	Common Use	Energy Use	Energy Use / Area	Total Cost	Cost / Unit	Cost / Area
Place: [WESTSIDE] WESTSIDE TRANSPORTATION 951 [BUILDING]						
Area: 4,040 SqFt						
Billing Period: Sep 2018						
ELECTRIC	3,442.00 kWh	11,748 KBtu	2.908 KBtu/SqFt	\$417.16	\$0.121 /kWh	\$0.103 /SqFt
Totals:		11,748 KBtu	2.908 KBtu/SqFt	\$417.16		

Energy

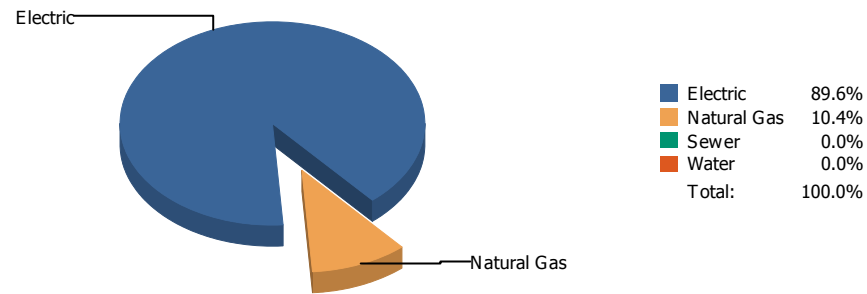


Cost

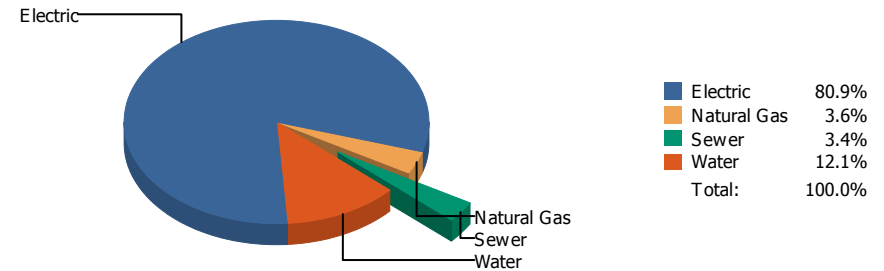


Commodity	Common Use	Energy Use	Energy Use / Area	Total Cost	Cost / Unit	Cost / Area
Place: [WHITAKER] WHITAKER 153 [BUILDING]						
Area: 89,458 SqFt						
Billing Period: Sep 2018						
ELECTRIC	117,960.00 kWh	402,597 KBtu	4.500 KBtu/SqFt	\$13,199.74	\$0.112 /kWh	\$0.148 /SqFt
NATURALGAS	543.00 CCF	55,929 KBtu	0.625 KBtu/SqFt	\$431.36	\$0.794 /CCF	\$0.005 /SqFt
SEWER	91.00 CCF			\$473.26	\$5.201 /CCF	\$0.005 /SqFt
WATER	716.00 CCF			\$2,700.95	\$3.772 /CCF	\$0.030 /SqFt
Totals:		458,526 KBtu	5.126 KBtu/SqFt	\$16,805.31		

Energy

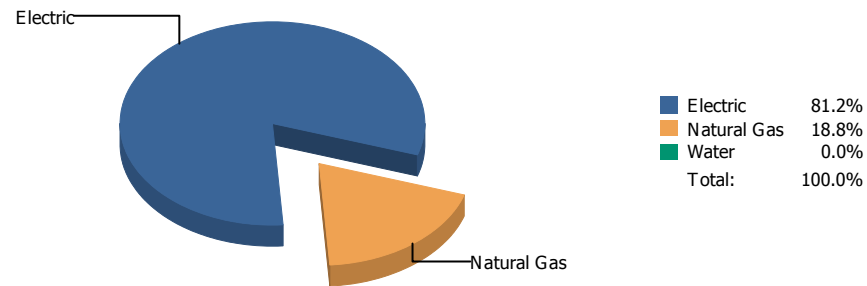


Cost

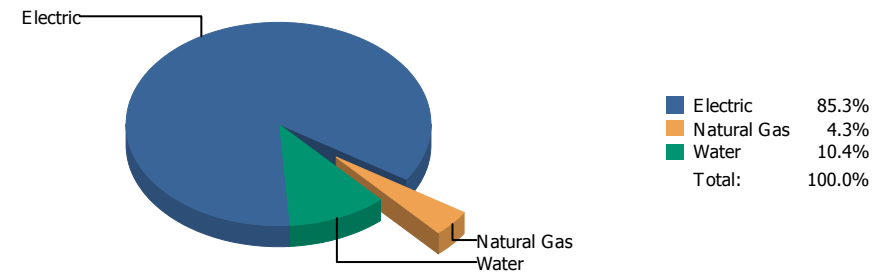


Commodity	Common Use	Energy Use	Energy Use / Area	Total Cost	Cost / Unit	Cost / Area
Place: [WHITE] ZACH WHITE ELEMENTARY NEW-1997 [BUILDING]						
Area: 92,458 SqFt						
Billing Period: Sep 2018						
ELECTRIC	79,200.00 kWh	270,310 KBtu	2.924 KBtu/SqFt	\$9,760.25	\$0.123 /kWh	\$0.106 /SqFt
NATURALGAS	305.00 CCF	31,415 KBtu	0.340 KBtu/SqFt	\$434.16	\$1.423 /CCF	\$0.005 /SqFt
SEWER	116.00 CCF			\$408.10	\$3.518 /CCF	\$0.004 /SqFt
WATER	373.00 CCF			\$1,465.03	\$3.928 /CCF	\$0.016 /SqFt
Totals:		301,725 KBtu	3.263 KBtu/SqFt	\$12,067.54		

Energy



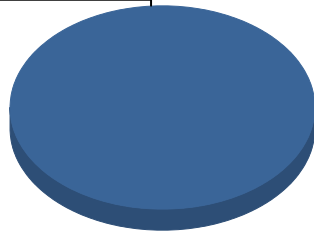
Cost



Commodity	Common Use	Energy Use	Energy Use / Area	Total Cost	Cost / Unit	Cost / Area
Place: [WIGGS] WIGGS 052 [BUILDING]						
Area: 110,689 SqFt						
Billing Period: Sep 2018						
ELECTRIC	69,680.00 kWh	237,818 KBtu	2.149 KBtu/SqFt	\$8,517.89	\$0.122 /kWh	\$0.077 /SqFt
NATURALGAS	535.00 CCF	55,105 KBtu	0.498 KBtu/SqFt	\$427.11	\$0.798 /CCF	\$0.004 /SqFt
WATER	263.00 CCF			\$1,041.59	\$3.960 /CCF	\$0.009 /SqFt
Totals:		292,923 KBtu	2.646 KBtu/SqFt	\$9,986.59		

Energy

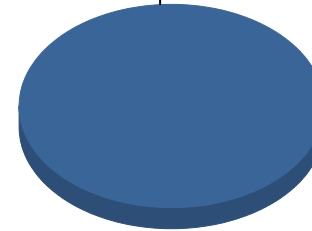
Electric



■ Electric 100.0%
Total: 100.0%

Cost

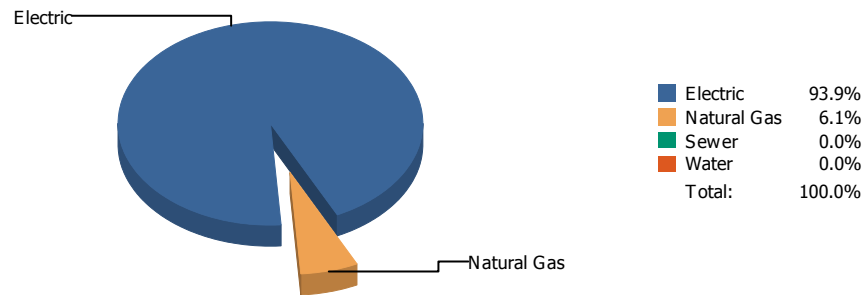
Electric



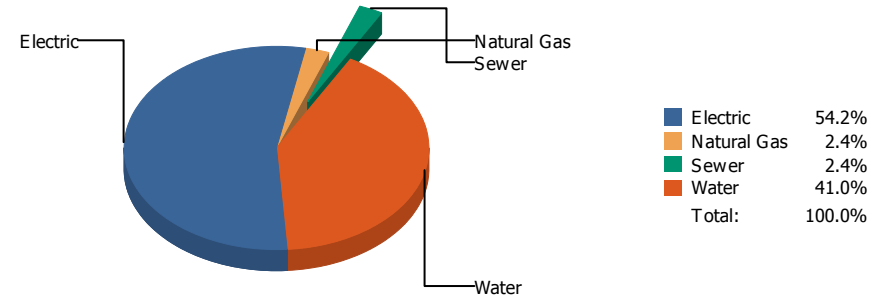
■ Electric 100.0%
Total: 100.0%

Commodity	Common Use	Energy Use	Energy Use / Area	Total Cost	Cost / Unit	Cost / Area
Place: [ZANEGREYWAREHOUSE] ZANE GREY WAREHOUSE [BUILDING]						
Area: 0 SqFt						
Billing Period: Sep 2018						
ELECTRIC	762.00 kWh	2,601 KBtu		\$102.79	\$0.135 /kWh	
Totals:		2,601 KBtu		\$102.79		

Energy



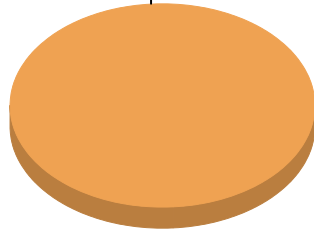
Cost



Commodity	Common Use	Energy Use	Energy Use / Area	Total Cost	Cost / Unit	Cost / Area
Place: [ZAVALA] ZAVALA 148 [BUILDING] Area: 53,356 SqFt Billing Period: Sep 2018						
ELECTRIC	37,250.00 kWh	127,134 KBtu	2.383 KBtu/SqFt	\$3,942.98	\$0.106 /kWh	\$0.074 /SqFt
NATURALGAS	80.00 CCF	8,240 KBtu	0.154 KBtu/SqFt	\$177.13	\$2.214 /CCF	\$0.003 /SqFt
SEWER	43.00 CCF			\$175.40	\$4.079 /CCF	\$0.003 /SqFt
WATER	453.00 CCF			\$2,980.54	\$6.580 /CCF	\$0.056 /SqFt
Totals:		135,374 KBtu	2.537 KBtu/SqFt	\$7,276.05		

Energy

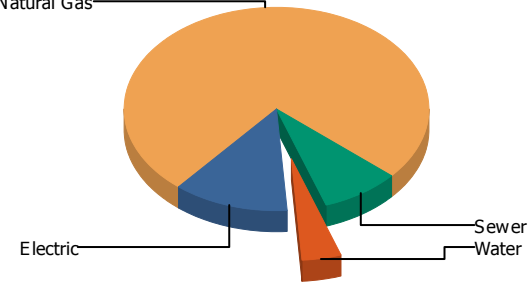
Natural Gas



Electric	0.0%
Natural Gas	100.0%
Sewer	0.0%
Water	0.0%
Total:	100.0%

Cost

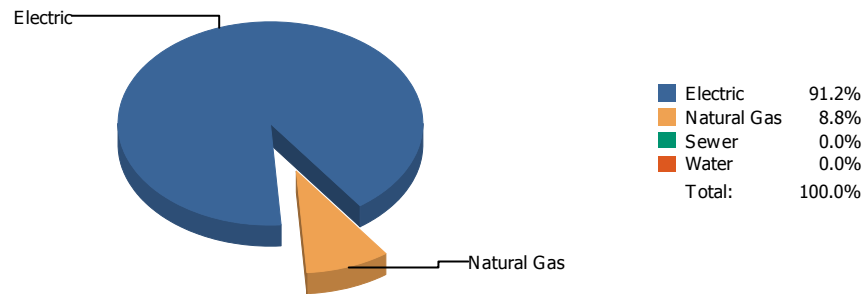
Natural Gas



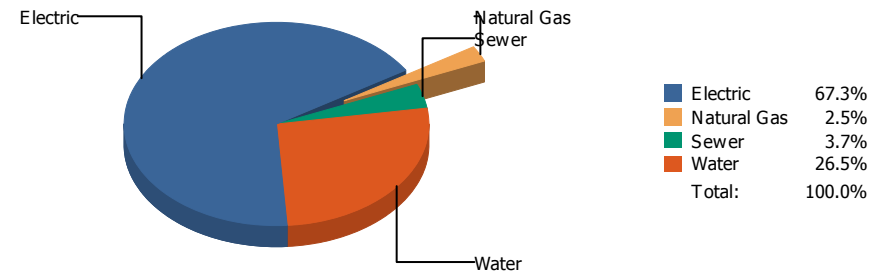
Electric	12.3%
Natural Gas	75.2%
Sewer	8.5%
Water	4.0%
Total:	100.0%

Commodity	Common Use	Energy Use	Energy Use / Area	Total Cost	Cost / Unit	Cost / Area
Place: [ZUNI] ZUNI COTTAGES 952 [BUILDING] Area: 3,505 SqFt Billing Period: Sep 2018						
ELECTRIC	0.00 kWh	0 KBtu	0.000 KBtu/SqFt	\$43.56	\$0.000 /kWh	\$0.012 /SqFt
NATURALGAS	1.00 CCF	103 KBtu	0.029 KBtu/SqFt	\$266.65	\$266.650 /CCF	\$0.076 /SqFt
SEWER	0.00 CCF			\$30.28	\$0.000 /CCF	\$0.009 /SqFt
WATER	0.00 CCF			\$14.32	\$0.000 /CCF	\$0.004 /SqFt
Totals:		103 KBtu	0.029 KBtu/SqFt	\$354.81		

Energy



Cost



Commodity	Common Use	Energy Use	Energy Use / Area	Total Cost	Cost / Unit	Cost / Area
Place Summary Report						
Area: 10,748,824 SqFt						
Billing Period: Sep 2018						
ELECTRIC	8,265,572.00 kWh	28,210,397 KBtu	2.624 KBtu/SqFt	\$1,032,209.12	\$0.125 /kWh	\$0.096 /SqFt
NATURALGAS	26,352.00 CCF	2,714,256 KBtu	0.253 KBtu/SqFt	\$38,175.74	\$1.449 /CCF	\$0.004 /SqFt
SEWER	16,536.00 CCF			\$57,430.43	\$3.473 /CCF	\$0.005 /SqFt
WATER	86,137.00 CCF			\$406,655.70	\$4.721 /CCF	\$0.038 /SqFt
Totals:		30,924,653 KBtu	2.877 KBtu/SqFt	\$1,534,470.99		

* Please note per area calculations only include buildings with a floor area greater than 0.

Requested by: deiland

Client version:

Report version: 9

Filters: Meters in Building Name: Not one of NORTHEAST BOOK DEPOSITORY 814;ZACH WHITE MODULAR SCHOOL 147;START SCHOOL EARLY 1 DAY
VALUE;STADIUM RATE CHANGES;SKY PARK IB1;SKY PARK I 200;SKY PARK;REMCON COTTAGES;PARKDALE COTTAGES 957;NEW COMPUTERS SINCE JUNE
1990;Lighting;HONDO PASS COTTAGES;Butterfield Trail Warehouse;BRANON COTTAGES 955;BLUE FLAME BLDG.;BARCELONA COTTAGES;ALL REFUNDS AND
REBATES; ; Bill is Void Equals 0; Account is Active Equals 1; Bill is from External Vendor Equals 1; ; Billing Period Equals Sep 2018

Record count: 0