

el Paso

Energy CAP

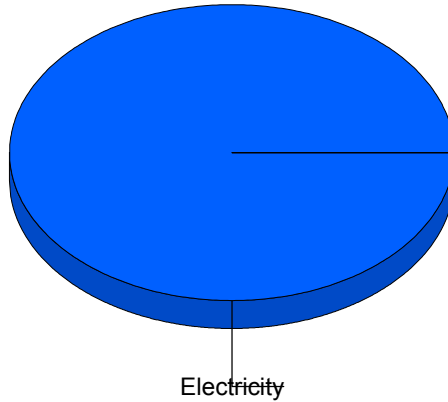
Cost Avoidance Program

Cost Summary Graph

Grouped by Energy Type

Energy Type	Use	Units	Meter Cost	Special Charges	Total Cost	Avg Unit Cost	% of Total Cost
Site: ALAMO ELEMENTARY SCH - ALAMO ELEMENTARY SCH							
Electricity		7,250 KWH	\$797.57	\$0.00	\$797.57	0.1100	100.00%
Total Cost:			\$797.57	\$0.00	\$797.57		

For ALAMO
ELEMENTARY
SCH



Electricity	100.0%
Total:	100.0%

Filters: Cost Center Name Not Equal To DoNotReport; Billing Period Equal To 201409All Meter CodesAll Group Names

el paso

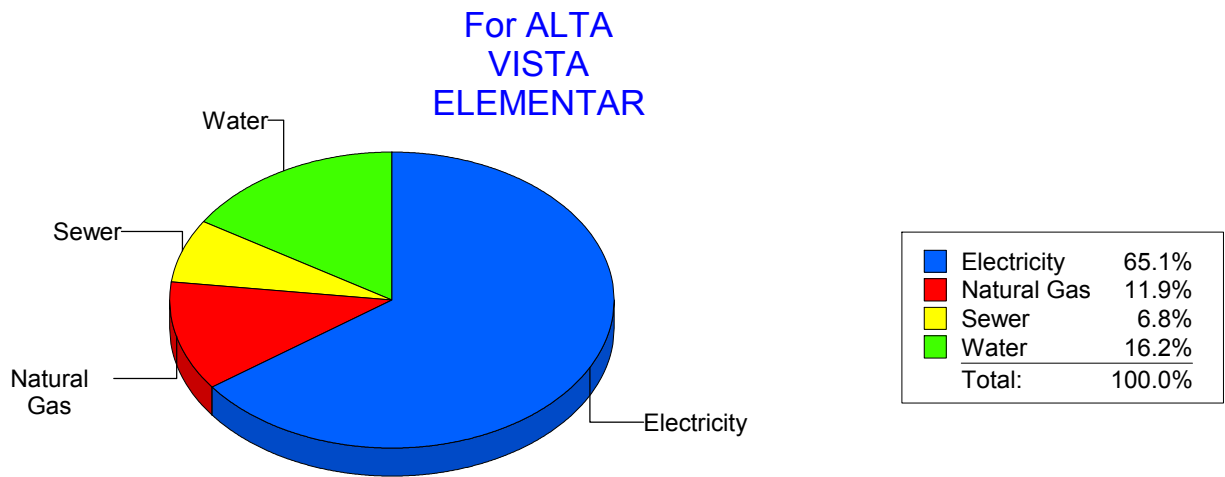
Energy CAP

Cost Avoidance Program

Cost Summary Graph

Grouped by Energy Type

Energy Type	Use	Units	Meter Cost	Special Charges	Total Cost	Avg Unit Cost	% of Total Cost
Site: ALTA VISTA ELEMENTAR - ALTA VISTA ELEMENTAR							
Electricity	39,900	KWH	\$2,017.52	\$0.00	\$2,017.52	0.0506	65.11%
Natural Gas	289	CCF	\$368.34	\$0.00	\$368.34	1.2759	11.89%
Water	213	CCF	\$501.82	\$0.00	\$501.82	2.3560	16.20%
Sewer	104	CCF	\$210.84	\$0.00	\$210.84	2.0273	6.80%
Total Cost:			\$3,098.52	\$0.00	\$3,098.52		



Filters: Cost Center Name Not Equal To DoNotReport; Billing Period Equal To 201409All Meter CodesAll Group Names

elpaso

Energy CAP

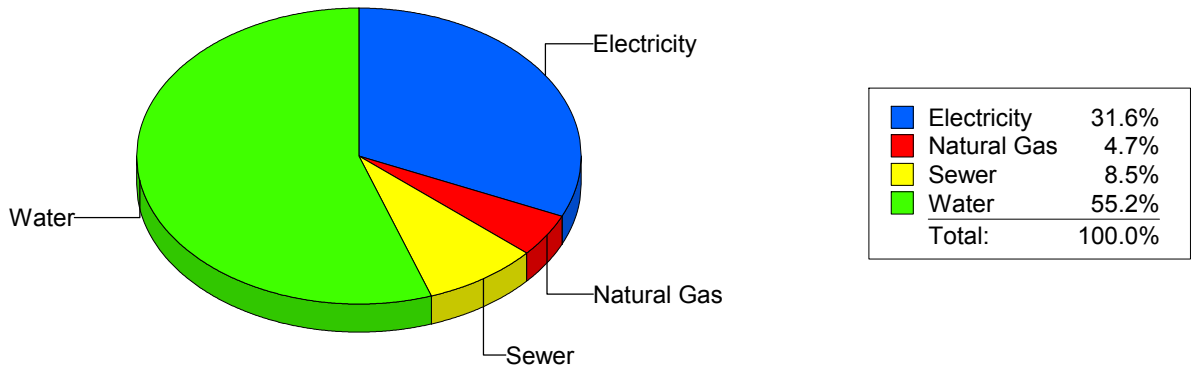
Cost Avoidance Program

Cost Summary Graph

Grouped by Energy Type

Energy Type	Use	Units	Meter Cost	Special Charges	Total Cost	Avg Unit Cost	% of Total Cost
Site: ANDRESS HIGH SCHOOL - ANDRESS HIGH SCHOOL							
Electricity	36,968	KWH	\$4,382.14	\$0.00	\$4,382.14	0.1185	31.64%
Natural Gas	675	CCF	\$646.94	\$0.00	\$646.94	0.9584	4.67%
Water	2,548	CCF	\$7,644.31	\$0.00	\$7,644.31	3.0001	55.20%
Sewer	744	CCF	\$1,175.55	\$0.00	\$1,175.55	1.5800	8.49%
Total Cost:			\$13,848.94	\$0.00	\$13,848.94		

For ANDRESS HIGH SCHOOL



Filters: Cost Center Name Not Equal To DoNotReport; Billing Period Equal To 201409All Meter CodesAll Group Names

elpaso

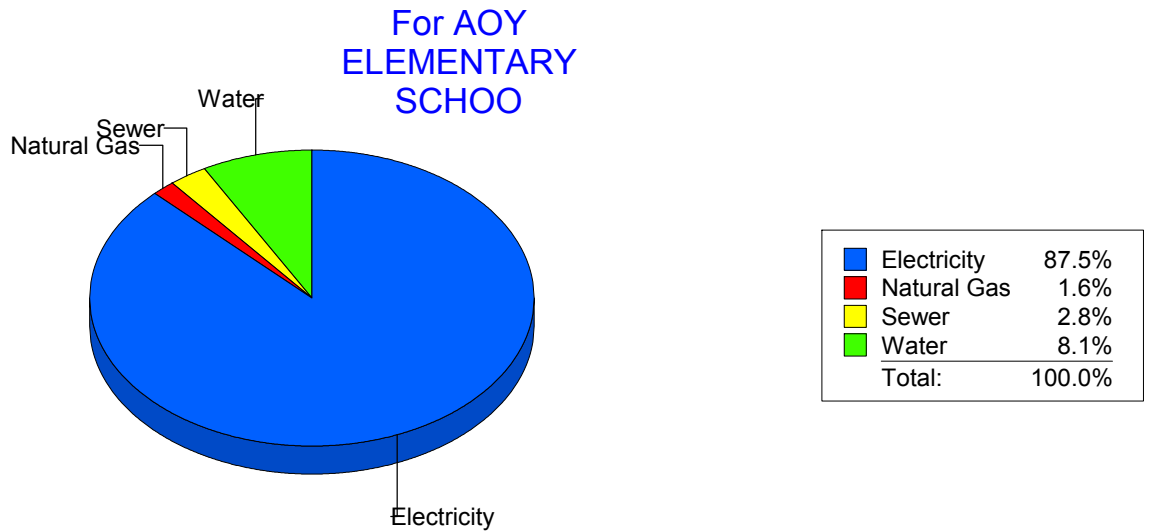
Energy CAP

Cost Avoidance Program

Cost Summary Graph

Grouped by Energy Type

Energy Type	Use	Units	Meter Cost	Special Charges	Total Cost	Avg Unit Cost	% of Total Cost
Site: AOY ELEMENTARY SCHOO - AOY ELEMENTARY SCHOO							
Electricity	97,228	KWH	\$14,377.12	\$0.00	\$14,377.12	0.1479	87.51%
Natural Gas	175	CCF	\$257.53	\$0.00	\$257.53	1.4716	1.57%
Water	378	CCF	\$1,338.18	\$0.00	\$1,338.18	3.5402	8.15%
Sewer	126	CCF	\$456.62	\$0.00	\$456.62	3.6240	2.78%
Total Cost:			\$16,429.45	\$0.00	\$16,429.45		



Filters: Cost Center Name Not Equal To DoNotReport; Billing Period Equal To 201409All Meter CodesAll Group Names

el paso

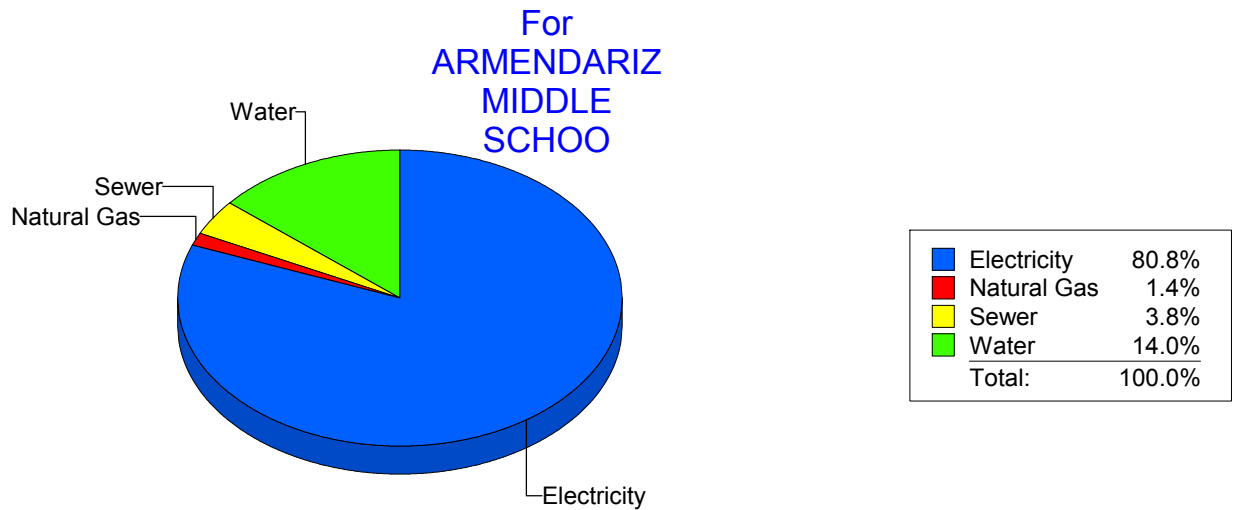
Energy CAP

Cost Avoidance Program

Cost Summary Graph

Grouped by Energy Type

Energy Type	Use	Units	Meter Cost	Special Charges	Total Cost	Avg Unit Cost	% of Total Cost
Site: ARMENDARIZ MIDDLE SCHOO - ARMENDARIZ MIDDLE SCHOO							
Electricity	92,000	KWH	\$11,374.06	\$0.00	\$11,374.06	0.1236	80.77%
Natural Gas	214	CCF	\$201.88	\$0.00	\$201.88	0.9434	1.43%
Water	902	CCF	\$1,969.81	\$0.00	\$1,969.81	2.1838	13.99%
Sewer	222	CCF	\$535.59	\$0.00	\$535.59	2.4126	3.80%
Total Cost:			\$14,081.34	\$0.00	\$14,081.34		



Filters: Cost Center Name Not Equal To DoNotReport; Billing Period Equal To 201409All Meter CodesAll Group Names

el Paso

Energy CAP

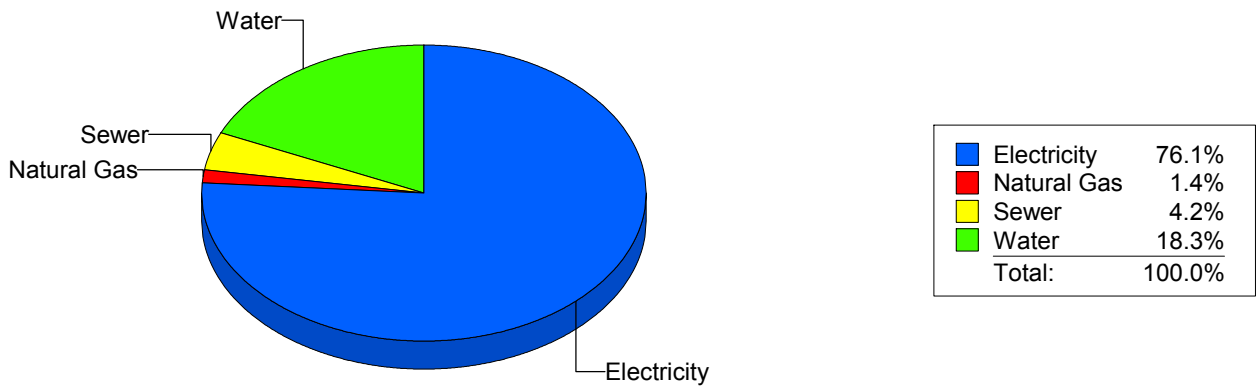
Cost Avoidance Program

Cost Summary Graph

Grouped by Energy Type

Energy Type	Use	Units	Meter Cost	Special Charges	Total Cost	Avg Unit Cost	% of Total Cost
Site: AUSTIN HIGH SCHOOL - AUSTIN HIGH SCHOOL							
Electricity	214,506	KWH	\$24,862.56	\$0.00	\$24,862.56	0.1159	76.10%
Natural Gas	377	CCF	\$461.39	\$0.00	\$461.39	1.2238	1.41%
Water	1,884	CCF	\$5,979.40	\$0.00	\$5,979.40	3.1738	18.30%
Sewer	560	CCF	\$1,365.90	\$0.00	\$1,365.90	2.4391	4.18%
Total Cost:			\$32,669.25	\$0.00	\$32,669.25		

For AUSTIN HIGH SCHOOL



Filters: Cost Center Name Not Equal To DoNotReport; Billing Period Equal To 201409All Meter CodesAll Group Names

el Paso

Energy CAP

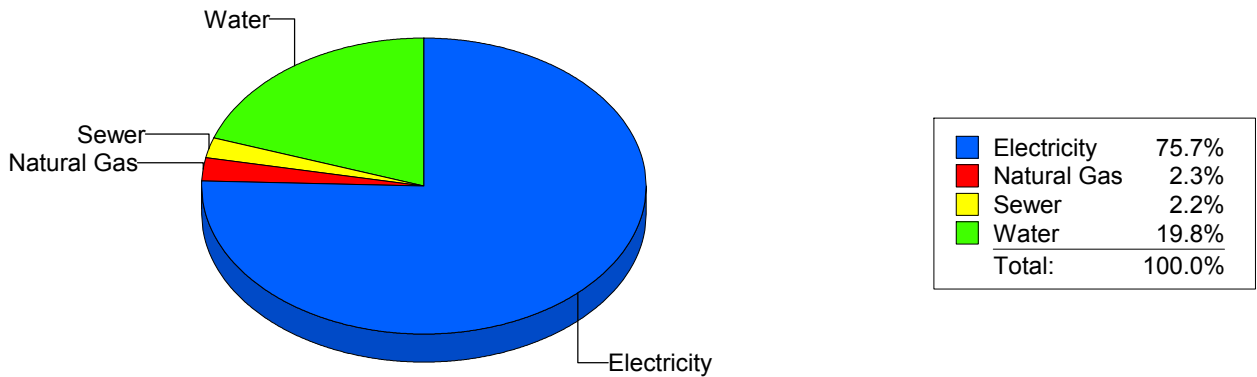
Cost Avoidance Program

Cost Summary Graph

Grouped by Energy Type

Energy Type	Use	Units	Meter Cost	Special Charges	Total Cost	Avg Unit Cost	% of Total Cost
Site: BARRON - BARRON							
Electricity	88,049	KWH	\$11,707.03	\$0.00	\$11,707.03	0.1330	75.69%
Natural Gas	323	CCF	\$350.10	\$0.00	\$350.10	1.0839	2.26%
Water	579	CCF	\$3,065.18	\$0.00	\$3,065.18	5.2939	19.82%
Sewer	66	CCF	\$345.45	\$0.00	\$345.45	5.2341	2.23%
Total Cost:			\$15,467.76	\$0.00	\$15,467.76		

For BARRON



Filters: Cost Center Name Not Equal To DoNotReport; Billing Period Equal To 201409All Meter CodesAll Group Names

el Paso

Energy CAP

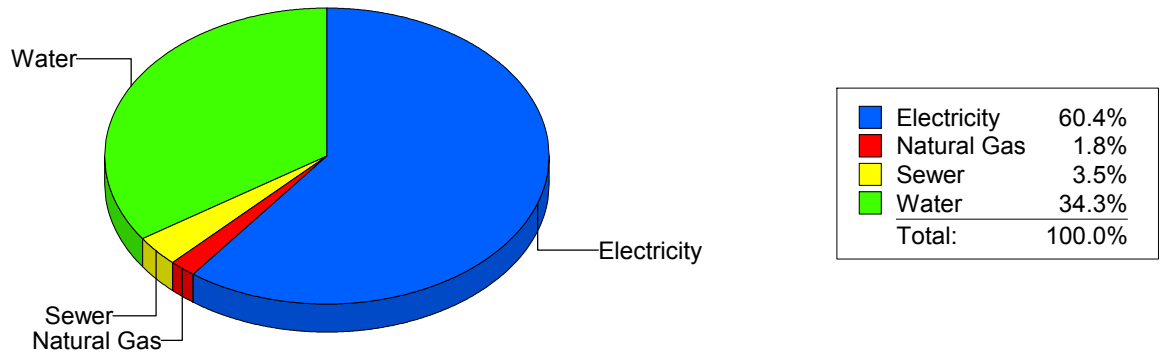
Cost Avoidance Program

Cost Summary Graph

Grouped by Energy Type

Energy Type	Use	Units	Meter Cost	Special Charges	Total Cost	Avg Unit Cost	% of Total Cost
Site: BASSET MIDDLE SCHOOL - BASSET MIDDLE SCHOOL							
Electricity	85,900	KWH	\$9,940.59	\$0.00	\$9,940.59	0.1157	60.39%
Natural Gas	244	CCF	\$300.73	\$0.00	\$300.73	1.2325	1.83%
Water	1,595	CCF	\$5,647.92	\$0.00	\$5,647.92	3.5410	34.31%
Sewer	307	CCF	\$572.49	\$0.00	\$572.49	1.8648	3.48%
Total Cost:			\$16,461.73	\$0.00	\$16,461.73		

For BASSET MIDDLE SCHOOL



Filters: Cost Center Name Not Equal To DoNotReport; Billing Period Equal To 201409All Meter CodesAll Group Names

el Paso

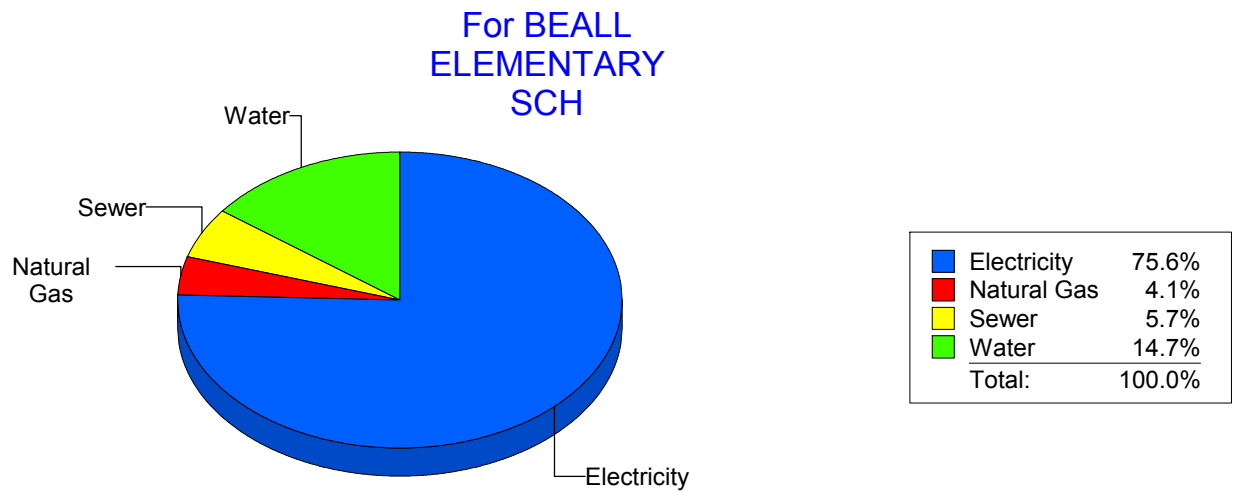
Energy CAP

Cost Avoidance Program

Cost Summary Graph

Grouped by Energy Type

Energy Type	Use	Units	Meter Cost	Special Charges	Total Cost	Avg Unit Cost	% of Total Cost
Site: BEALL ELEMENTARY SCH - BEALL ELEMENTARY SCH							
Electricity	29,034	KWH	\$3,616.08	\$0.00	\$3,616.08	0.1245	75.56%
Natural Gas	70	CCF	\$195.44	\$0.00	\$195.44	2.7920	4.08%
Water	240	CCF	\$702.71	\$0.00	\$702.71	2.9280	14.68%
Sewer	89	CCF	\$271.65	\$0.00	\$271.65	3.0522	5.68%
Total Cost:			\$4,785.88	\$0.00	\$4,785.88		



Filters: Cost Center Name Not Equal To DoNotReport; Billing Period Equal To 201409All Meter CodesAll Group Names

elpaso

Energy CAP

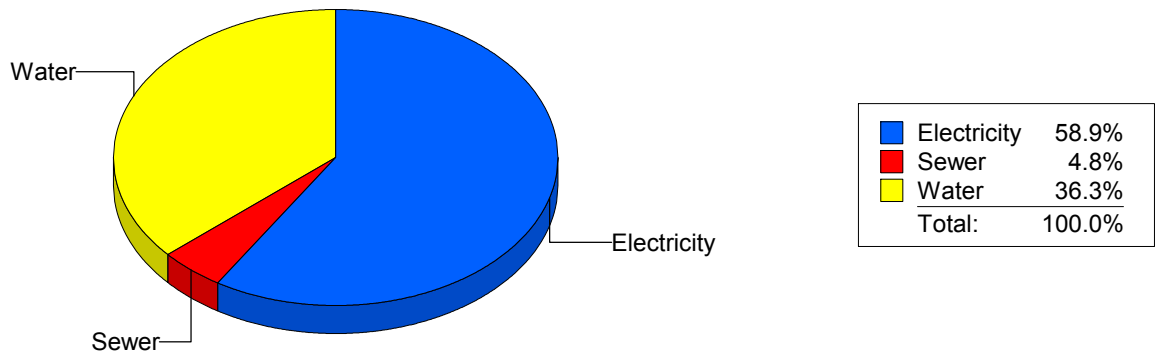
Cost Avoidance Program

Cost Summary Graph

Grouped by Energy Type

Energy Type	Use	Units	Meter Cost	Special Charges	Total Cost	Avg Unit Cost	% of Total Cost
Site: BLISS ELEMENTARY - BLISS ELEMENTARY							
Electricity	33,748	KWH	\$4,361.64	\$0.00	\$4,361.64	0.1292	58.90%
Water	477	CCF	\$2,689.39	\$0.00	\$2,689.39	5.6381	36.32%
Sewer	149	CCF	\$354.45	\$0.00	\$354.45	2.3789	4.79%
Total Cost:			\$7,405.48	\$0.00	\$7,405.48		

For BLISS ELEMENTARY



Filters: Cost Center Name Not Equal To DoNotReport; Billing Period Equal To 201409All Meter CodesAll Group Names

elpaso

Energy CAP

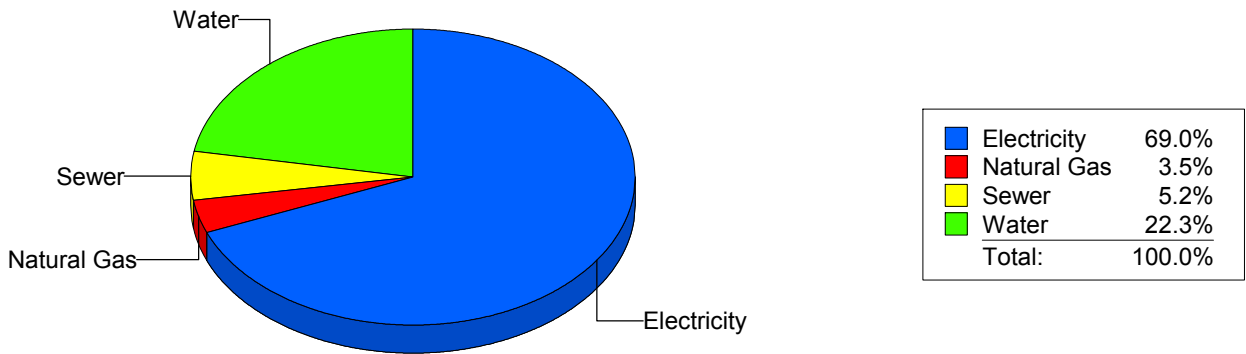
Cost Avoidance Program

Cost Summary Graph

Grouped by Energy Type

Energy Type	Use	Units	Meter Cost	Special Charges	Total Cost	Avg Unit Cost	% of Total Cost
Site: BOND - BOND ELEMENTARY							
Electricity	34,249	KWH	\$4,981.93	\$0.00	\$4,981.93	0.1455	69.02%
Natural Gas	161	CCF	\$249.22	\$0.00	\$249.22	1.5480	3.45%
Water	435	CCF	\$1,609.69	\$0.00	\$1,609.69	3.7004	22.30%
Sewer	117	CCF	\$377.61	\$0.00	\$377.61	3.2274	5.23%
Total Cost:			\$7,218.45	\$0.00	\$7,218.45		

For BOND ELEMENTARY



Filters: Cost Center Name Not Equal To DoNotReport; Billing Period Equal To 201409All Meter CodesAll Group Names

el paso

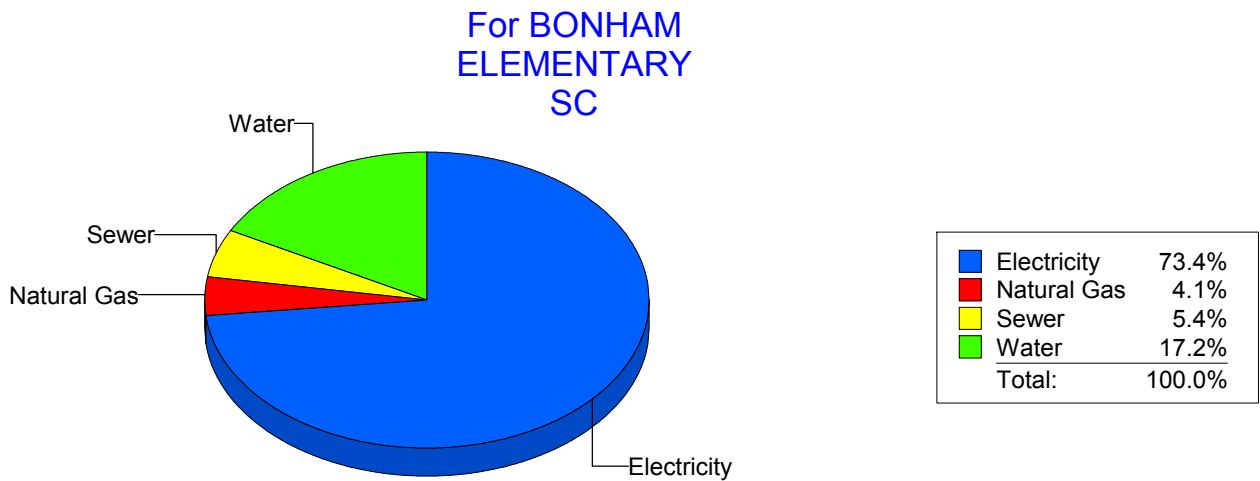
Energy CAP

Cost Avoidance Program

Cost Summary Graph

Grouped by Energy Type

Energy Type	Use	Units	Meter Cost	Special Charges	Total Cost	Avg Unit Cost	% of Total Cost
Site: BONHAM ELEMENTARY SC - BONHAM ELEMENTARY SC							
Electricity	29,456	KWH	\$4,206.04	\$0.00	\$4,206.04	0.1428	73.37%
Natural Gas	266	CCF	\$234.41	\$0.00	\$234.41	0.8812	4.09%
Water	354	CCF	\$985.23	\$0.00	\$985.23	2.7831	17.19%
Sewer	127	CCF	\$307.02	\$0.00	\$307.02	2.4175	5.36%
Total Cost:			\$5,732.70	\$0.00	\$5,732.70		



Filters: Cost Center Name Not Equal To DoNotReport; Billing Period Equal To 201409All Meter CodesAll Group Names

el Paso

Energy CAP

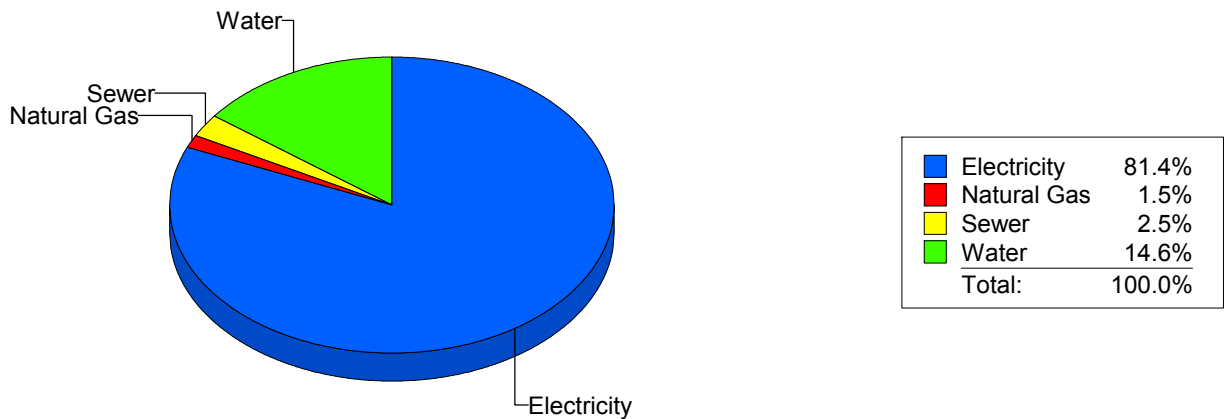
Cost Avoidance Program

Cost Summary Graph

Grouped by Energy Type

Energy Type	Use	Units	Meter Cost	Special Charges	Total Cost	Avg Unit Cost	% of Total Cost
Site: BOWIE HIGH SCHOOL - BOWIE HIGH SCHOOL							
Electricity	329,021	KWH	\$38,240.71	\$0.00	\$38,240.71	0.1162	81.42%
Natural Gas	904	CCF	\$699.90	\$0.00	\$699.90	0.7742	1.49%
Water	4,299	CCF	\$6,875.02	\$0.00	\$6,875.02	1.5992	14.64%
Sewer	513	CCF	\$1,153.02	\$0.00	\$1,153.02	2.2476	2.45%
Total Cost:			\$46,968.65	\$0.00	\$46,968.65		

For BOWIE HIGH SCHOOL



Filters: Cost Center Name Not Equal To DoNotReport; Billing Period Equal To 201409All Meter CodesAll Group Names

elpaso

Energy CAP

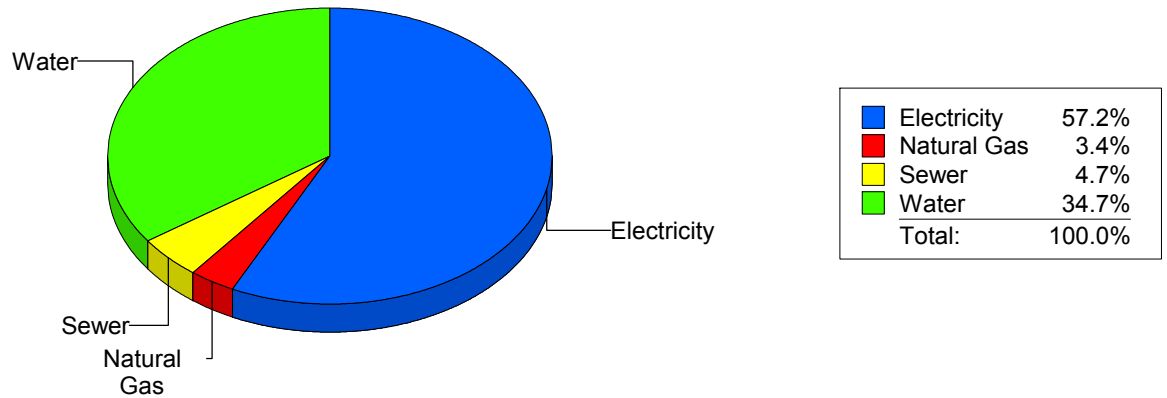
Cost Avoidance Program

Cost Summary Graph

Grouped by Energy Type

Energy Type	Use	Units	Meter Cost	Special Charges	Total Cost	Avg Unit Cost	% of Total Cost
Site: BRADLEY ELEMENTARY - BRADLEY ELEMENTARY							
Electricity	29,200	KWH	\$3,790.27	\$0.00	\$3,790.27	0.1298	57.22%
Natural Gas	250	CCF	\$224.41	\$0.00	\$224.41	0.8976	3.39%
Water	485	CCF	\$2,298.27	\$0.00	\$2,298.27	4.7387	34.70%
Sewer	59	CCF	\$310.65	\$0.00	\$310.65	5.2653	4.69%
Total Cost:			\$6,623.60	\$0.00	\$6,623.60		

For BRADLEY ELEMENTARY



Filters: Cost Center Name Not Equal To DoNotReport; Billing Period Equal To 201409All Meter CodesAll Group Names

el Paso

Energy CAP

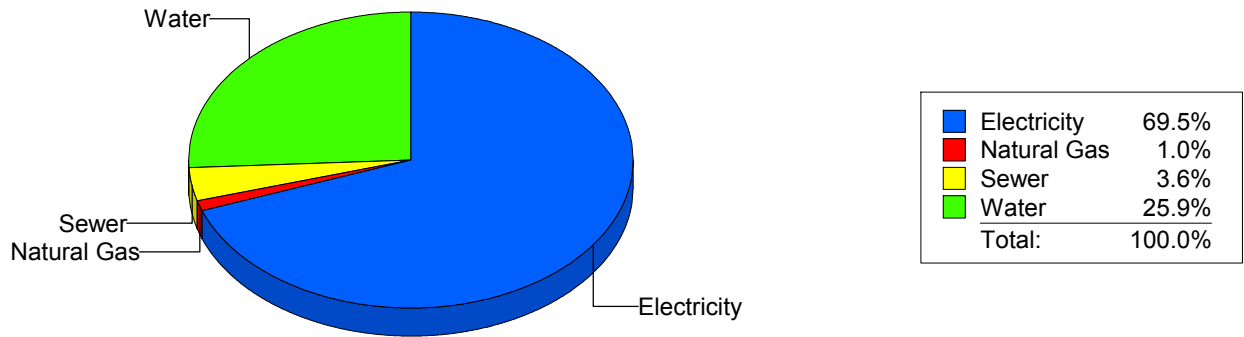
Cost Avoidance Program

Cost Summary Graph

Grouped by Energy Type

Energy Type	Use	Units	Meter Cost	Special Charges	Total Cost	Avg Unit Cost	% of Total Cost
Site: BROWN MIDDLE SCHOOL - BROWN MIDDLE SCHOOL							
Electricity	131,000	KWH	\$14,956.61	\$0.00	\$14,956.61	0.1142	69.48%
Natural Gas	233	CCF	\$213.75	\$0.00	\$213.75	0.9174	0.99%
Water	1,606	CCF	\$5,583.60	\$0.00	\$5,583.60	3.4767	25.94%
Sewer	393	CCF	\$771.57	\$0.00	\$771.57	1.9633	3.58%
Total Cost:			\$21,525.53	\$0.00	\$21,525.53		

For BROWN MIDDLE SCHOOL



Filters: Cost Center Name Not Equal To DoNotReport; Billing Period Equal To 201409All Meter CodesAll Group Names

el Paso

Energy CAP

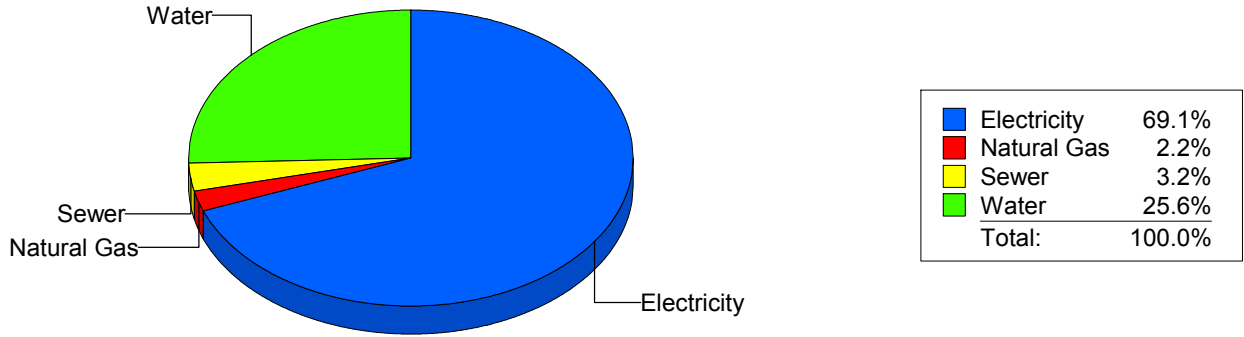
Cost Avoidance Program

Cost Summary Graph

Grouped by Energy Type

Energy Type	Use	Units	Meter Cost	Special Charges	Total Cost	Avg Unit Cost	% of Total Cost
Site: BURGESS HIGH SCHOOL - BURGESS HIGH SCHOOL							
Electricity	157,588	KWH	\$18,707.75	\$0.00	\$18,707.75	0.1187	69.11%
Natural Gas	578	CCF	\$587.54	\$0.00	\$587.54	1.0165	2.17%
Water	2,020	CCF	\$6,921.46	\$0.00	\$6,921.46	3.4265	25.57%
Sewer	345	CCF	\$854.16	\$0.00	\$854.16	2.4758	3.16%
Total Cost:			\$27,070.91	\$0.00	\$27,070.91		

For BURGESS HIGH SCHOOL



Filters: Cost Center Name Not Equal To DoNotReport; Billing Period Equal To 201409All Meter CodesAll Group Names

elpaso

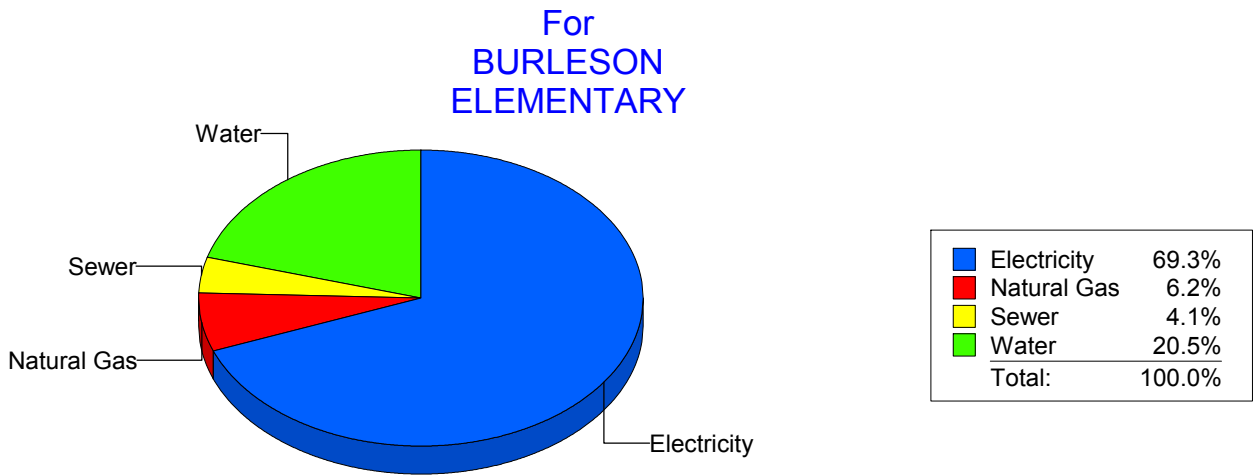
Energy CAP

Cost Avoidance Program

Cost Summary Graph

Grouped by Energy Type

Energy Type	Use	Units	Meter Cost	Special Charges	Total Cost	Avg Unit Cost	% of Total Cost
Site: BURLESON ELEMENTARY - BURLESON ELEMENTARY							
Electricity	30,609	KWH	\$3,989.17	\$0.00	\$3,989.17	0.1303	69.25%
Natural Gas	207	CCF	\$355.64	\$0.00	\$355.64	1.7181	6.17%
Water	431	CCF	\$1,179.93	\$0.00	\$1,179.93	2.7377	20.48%
Sewer	73	CCF	\$235.38	\$0.00	\$235.38	3.2244	4.09%
Total Cost:			\$5,760.12	\$0.00	\$5,760.12		



Filters: Cost Center Name Not Equal To DoNotReport; Billing Period Equal To 201409All Meter CodesAll Group Names

el paso

Energy CAP

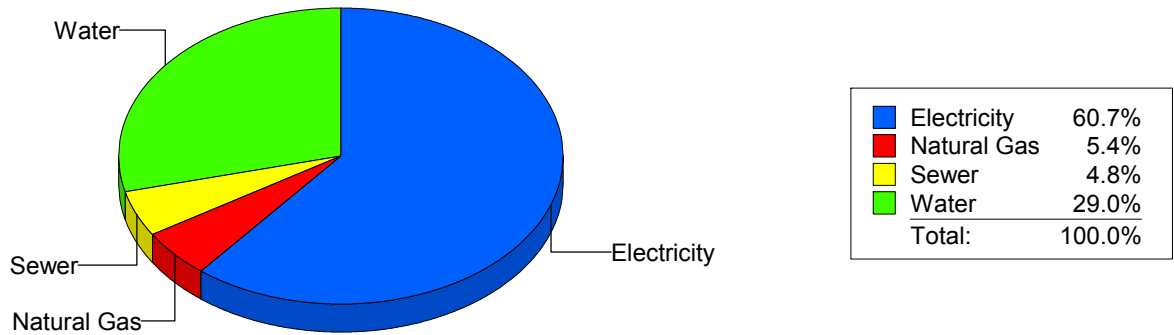
Cost Avoidance Program

Cost Summary Graph

Grouped by Energy Type

Energy Type	Use	Units	Meter Cost	Special Charges	Total Cost	Avg Unit Cost	% of Total Cost
Site: BURNET ELEMENTARY - BURNET ELEMENTARY							
Electricity	27,359	KWH	\$3,500.85	\$0.00	\$3,500.85	0.1280	60.72%
Natural Gas	136	CCF	\$312.87	\$0.00	\$312.87	2.3005	5.43%
Water	451	CCF	\$1,673.24	\$0.00	\$1,673.24	3.7101	29.02%
Sewer	104	CCF	\$278.16	\$0.00	\$278.16	2.6746	4.82%
Total Cost:			\$5,765.12	\$0.00	\$5,765.12		

For BURNET ELEMENTARY



Filters: Cost Center Name Not Equal To DoNotReport; Billing Period Equal To 201409All Meter CodesAll Group Names

elpaso

Energy CAP

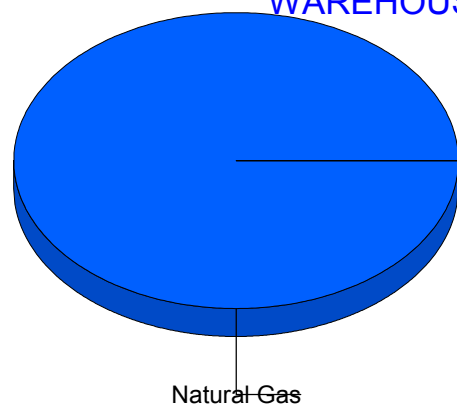
Cost Avoidance Program

Cost Summary Graph

Grouped by Energy Type

Energy Type	Use	Units	Meter Cost	Special Charges	Total Cost	Avg Unit Cost	% of Total Cost
Site: BUTTERFIELDTRAILWAREHOUSE - BUTTERFIELD TRAIL WAREHOUSE							
Natural Gas		0 CCF	\$80.07	\$0.00	\$80.07	0.0000	100.00%
Total Cost:			\$80.07	\$0.00	\$80.07		

For
BUTTERFIELD
TRAIL
WAREHOUSE



■	Natural Gas	100.0%
Total:		100.0%

Filters: Cost Center Name Not Equal To DoNotReport; Billing Period Equal To 201409All Meter CodesAll Group Names

el paso

Energy CAP

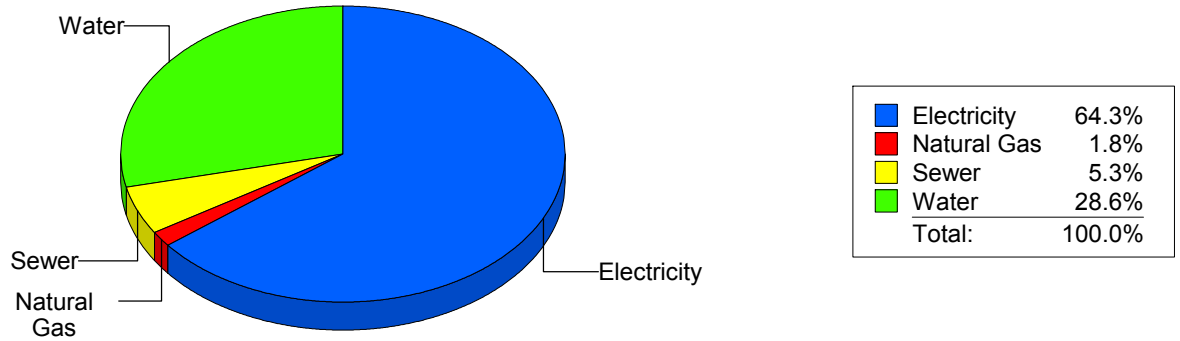
Cost Avoidance Program

Cost Summary Graph

Grouped by Energy Type

Energy Type	Use	Units	Meter Cost	Special Charges	Total Cost	Avg Unit Cost	% of Total Cost
Site: CANYON HILLS MIDDLE - CANYON HILLS MIDDLE							
Electricity	97,550	KWH	\$10,384.44	\$0.00	\$10,384.44	0.1065	64.32%
Natural Gas	233	CCF	\$289.83	\$0.00	\$289.83	1.2439	1.80%
Water	1,230	CCF	\$4,614.38	\$0.00	\$4,614.38	3.7515	28.58%
Sewer	289	CCF	\$857.28	\$0.00	\$857.28	2.9664	5.31%
Total Cost:			\$16,145.93	\$0.00	\$16,145.93		

For CANYON HILLS MIDDLE



Filters: Cost Center Name Not Equal To DoNotReport; Billing Period Equal To 201409All Meter CodesAll Group Names

elpaso

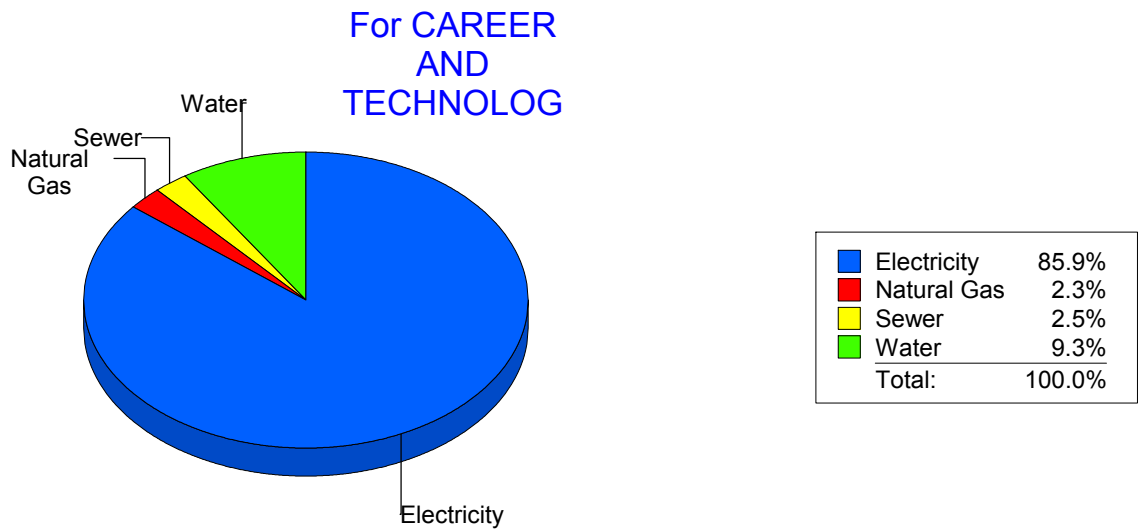
Energy CAP

Cost Avoidance Program

Cost Summary Graph

Grouped by Energy Type

Energy Type	Use	Units	Meter Cost	Special Charges	Total Cost	Avg Unit Cost	% of Total Cost
Site: CAREER AND TECHNOLOG - CAREER AND TECHNOLOG							
Electricity	114,025	KWH	\$13,289.68	\$0.00	\$13,289.68	0.1166	85.94%
Natural Gas	453	CCF	\$351.50	\$0.00	\$351.50	0.7759	2.27%
Water	395	CCF	\$1,437.34	\$0.00	\$1,437.34	3.6388	9.30%
Sewer	132	CCF	\$384.50	\$0.00	\$384.50	2.9129	2.49%
Total Cost:			\$15,463.02	\$0.00	\$15,463.02		



Filters: Cost Center Name Not Equal To DoNotReport; Billing Period Equal To 201409All Meter CodesAll Group Names

elpaso

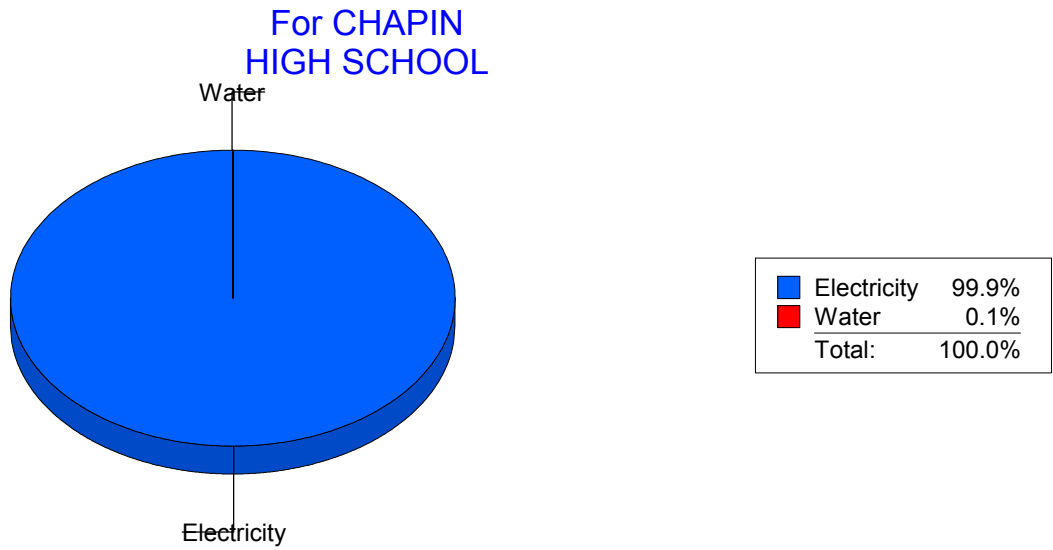
Energy CAP

Cost Avoidance Program

Cost Summary Graph

Grouped by Energy Type

Energy Type	Use	Units	Meter Cost	Special Charges	Total Cost	Avg Unit Cost	% of Total Cost
Site: CHAPIN HIGH SCHOOL - CHAPIN HIGH SCHOOL							
Electricity	388,924	KWH	\$41,405.64	\$0.00	\$41,405.64	0.1065	99.89%
Water	0	CCF	\$47.20	\$0.00	\$47.20	0.0000	0.11%
Total Cost:			\$41,452.84	\$0.00	\$41,452.84		



Filters: Cost Center Name Not Equal To DoNotReport; Billing Period Equal To 201409All Meter CodesAll Group Names

el paso

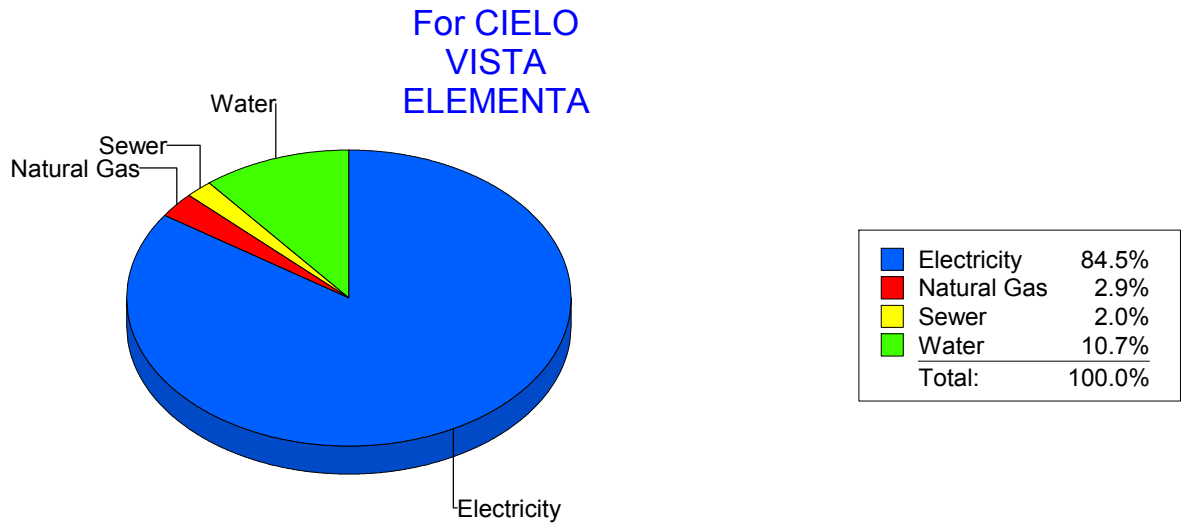
Energy CAP

Cost Avoidance Program

Cost Summary Graph

Grouped by Energy Type

Energy Type	Use	Units	Meter Cost	Special Charges	Total Cost	Avg Unit Cost	% of Total Cost
Site: CIELO VISTA ELEMENTA - CIELO VISTA ELEMENTA							
Electricity	72,000	KWH	\$9,222.60	\$0.00	\$9,222.60	0.1281	84.46%
Natural Gas	265	CCF	\$313.85	\$0.00	\$313.85	1.1843	2.87%
Water	436	CCF	\$1,167.85	\$0.00	\$1,167.85	2.6786	10.70%
Sewer	48	CCF	\$215.07	\$0.00	\$215.07	4.4806	1.97%
Total Cost:			\$10,919.37	\$0.00	\$10,919.37		



Filters: Cost Center Name Not Equal To DoNotReport; Billing Period Equal To 201409All Meter CodesAll Group Names

el paso

Energy CAP

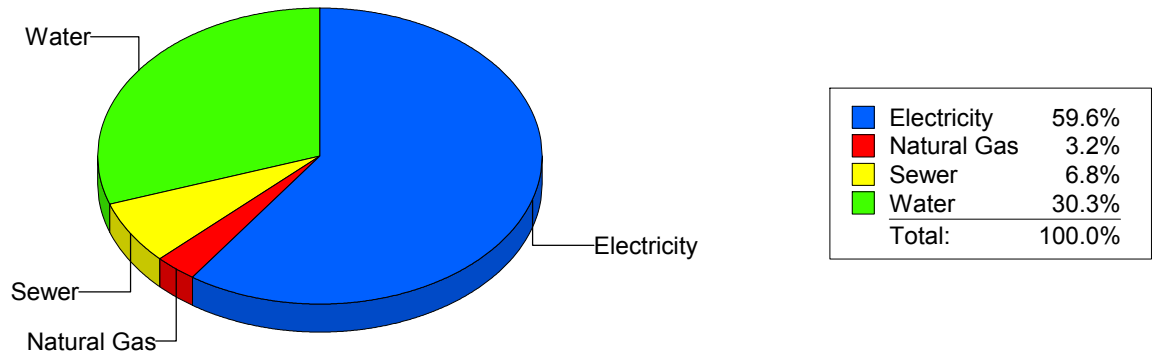
Cost Avoidance Program

Cost Summary Graph

Grouped by Energy Type

Energy Type	Use	Units	Meter Cost	Special Charges	Total Cost	Avg Unit Cost	% of Total Cost
Site: CLARDY ELEMENTARY SC - CLARDY ELEMENTARY SC							
Electricity	36,175	KWH	\$4,853.67	\$0.00	\$4,853.67	0.1342	59.59%
Natural Gas	184	CCF	\$263.14	\$0.00	\$263.14	1.4301	3.23%
Water	803	CCF	\$2,470.75	\$0.00	\$2,470.75	3.0769	30.34%
Sewer	247	CCF	\$557.01	\$0.00	\$557.01	2.2551	6.84%
Total Cost:			\$8,144.57	\$0.00	\$8,144.57		

For CLARDY
ELEMENTARY
SC



Filters: Cost Center Name Not Equal To DoNotReport; Billing Period Equal To 201409All Meter CodesAll Group Names

elpaso

Energy CAP

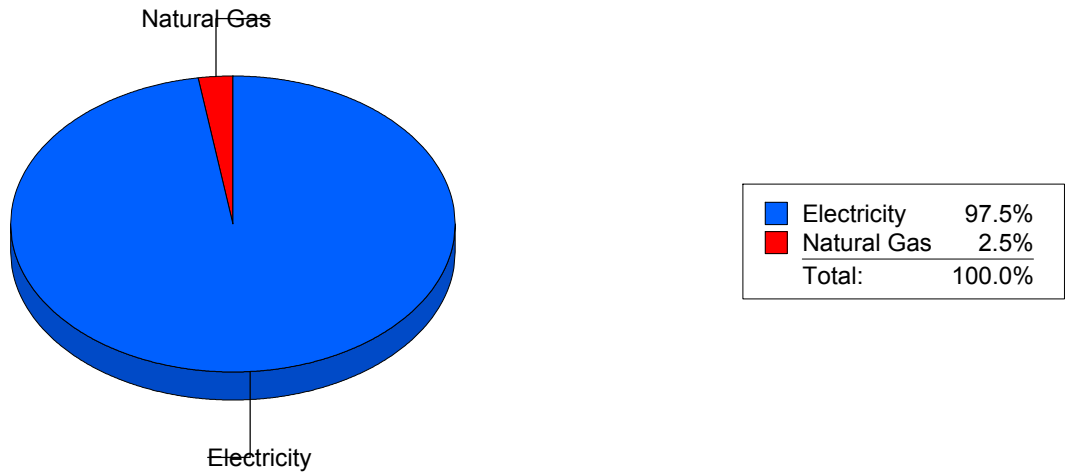
Cost Avoidance Program

Cost Summary Graph

Grouped by Energy Type

Energy Type	Use	Units	Meter Cost	Special Charges	Total Cost	Avg Unit Cost	% of Total Cost
Site: CLENDININ - CLENDININ							
Electricity	55,954	KWH	\$7,511.54	\$0.00	\$7,511.54	0.1342	97.54%
Natural Gas	194	CCF	\$189.34	\$0.00	\$189.34	0.9760	2.46%
Total Cost:			\$7,700.88	\$0.00	\$7,700.88		

For CLENDININ



Filters: Cost Center Name Not Equal To DoNotReport; Billing Period Equal To 201409All Meter CodesAll Group Names

elpaso

Energy CAP

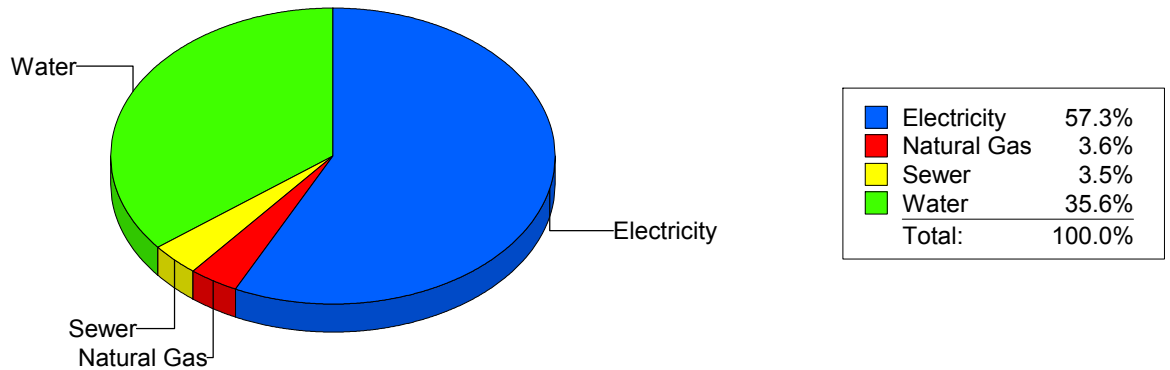
Cost Avoidance Program

Cost Summary Graph

Grouped by Energy Type

Energy Type	Use	Units	Meter Cost	Special Charges	Total Cost	Avg Unit Cost	% of Total Cost
Site: COLDWELL INTERMEDIAT - COLDWELL INTERMEDIAT							
Electricity	36,293	KWH	\$4,745.08	\$0.00	\$4,745.08	0.1307	57.26%
Natural Gas	115	CCF	\$299.51	\$0.00	\$299.51	2.6044	3.61%
Water	618	CCF	\$2,949.31	\$0.00	\$2,949.31	4.7723	35.59%
Sewer	76	CCF	\$293.03	\$0.00	\$293.03	3.8557	3.54%
Total Cost:			\$8,286.93	\$0.00	\$8,286.93		

For
COLDWELL
INTERMEDIAT



Filters: Cost Center Name Not Equal To DoNotReport; Billing Period Equal To 201409All Meter CodesAll Group Names

elpaso

Energy CAP

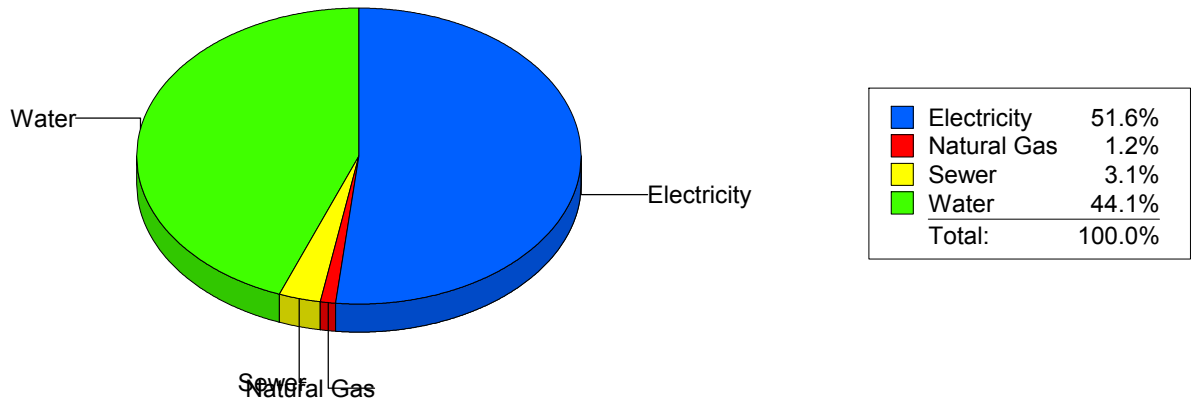
Cost Avoidance Program

Cost Summary Graph

Grouped by Energy Type

Energy Type	Use	Units	Meter Cost	Special Charges	Total Cost	Avg Unit Cost	% of Total Cost
Site: COLLINS ELEMENTARY - COLLINS ELEMENTARY							
Electricity	56,115	KWH	\$6,913.26	\$0.00	\$6,913.26	0.1232	51.62%
Natural Gas	0	CCF	\$160.14	\$0.00	\$160.14	0.0000	1.20%
Water	1,363	CCF	\$5,907.59	\$0.00	\$5,907.59	4.3343	44.11%
Sewer	191	CCF	\$412.41	\$0.00	\$412.41	2.1592	3.08%
Total Cost:			\$13,393.40	\$0.00	\$13,393.40		

For COLLINS ELEMENTARY



Filters: Cost Center Name Not Equal To DoNotReport; Billing Period Equal To 201409All Meter CodesAll Group Names

elpaso

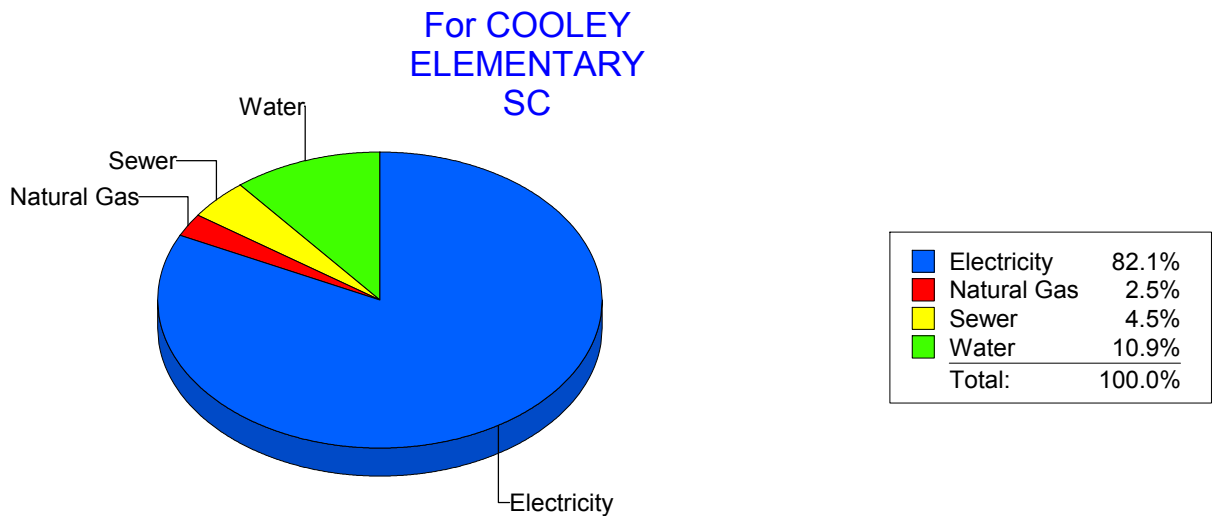
Energy CAP

Cost Avoidance Program

Cost Summary Graph

Grouped by Energy Type

Energy Type	Use	Units	Meter Cost	Special Charges	Total Cost	Avg Unit Cost	% of Total Cost
Site: COOLEY ELEMENTARY SC - COOLEY ELEMENTARY SC							
Electricity	93,000	KWH	\$11,108.08	\$0.00	\$11,108.08	0.1194	82.15%
Natural Gas	293	CCF	\$331.40	\$0.00	\$331.40	1.1311	2.45%
Water	388	CCF	\$1,476.69	\$0.00	\$1,476.69	3.8059	10.92%
Sewer	146	CCF	\$605.78	\$0.00	\$605.78	4.1492	4.48%
Total Cost:			\$13,521.95	\$0.00	\$13,521.95		



Filters: Cost Center Name Not Equal To DoNotReport; Billing Period Equal To 201409All Meter CodesAll Group Names

elpaso

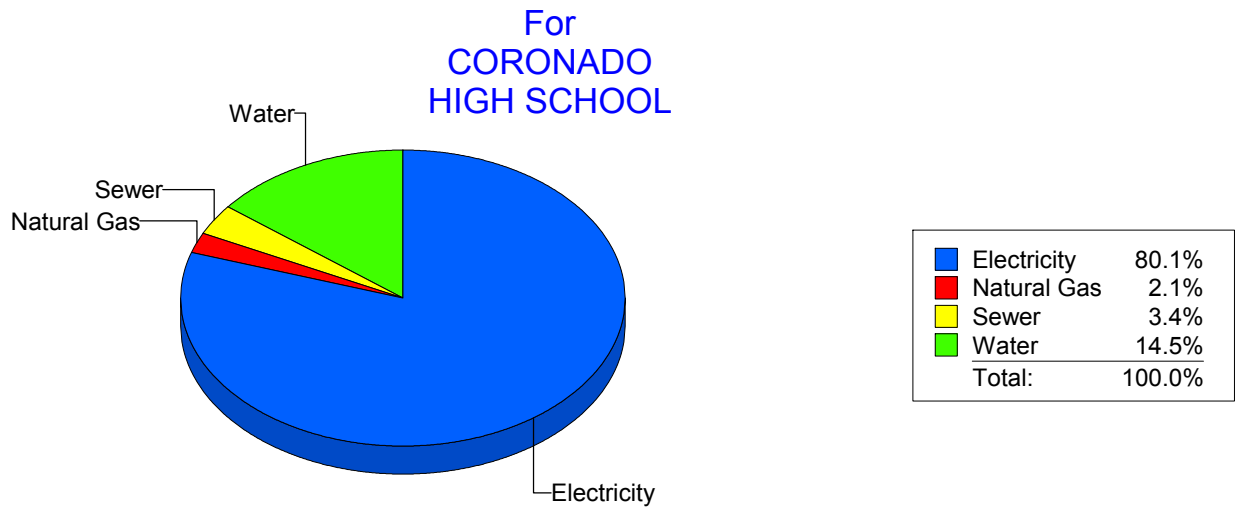
Energy CAP

Cost Avoidance Program

Cost Summary Graph

Grouped by Energy Type

Energy Type	Use	Units	Meter Cost	Special Charges	Total Cost	Avg Unit Cost	% of Total Cost
Site: CORONADO HIGH SCHOOL - CORONADO HIGH SCHOOL							
Electricity	274,698	KWH	\$36,858.32	\$0.00	\$36,858.32	0.1342	80.06%
Natural Gas	1,207	CCF	\$966.20	\$0.00	\$966.20	0.8005	2.10%
Water	3,275	CCF	\$6,664.43	\$0.00	\$6,664.43	2.0349	14.48%
Sewer	893	CCF	\$1,550.75	\$0.00	\$1,550.75	1.7366	3.37%
Total Cost:			\$46,039.70	\$0.00	\$46,039.70		



Filters: Cost Center Name Not Equal To DoNotReport; Billing Period Equal To 201409All Meter CodesAll Group Names

elpaso

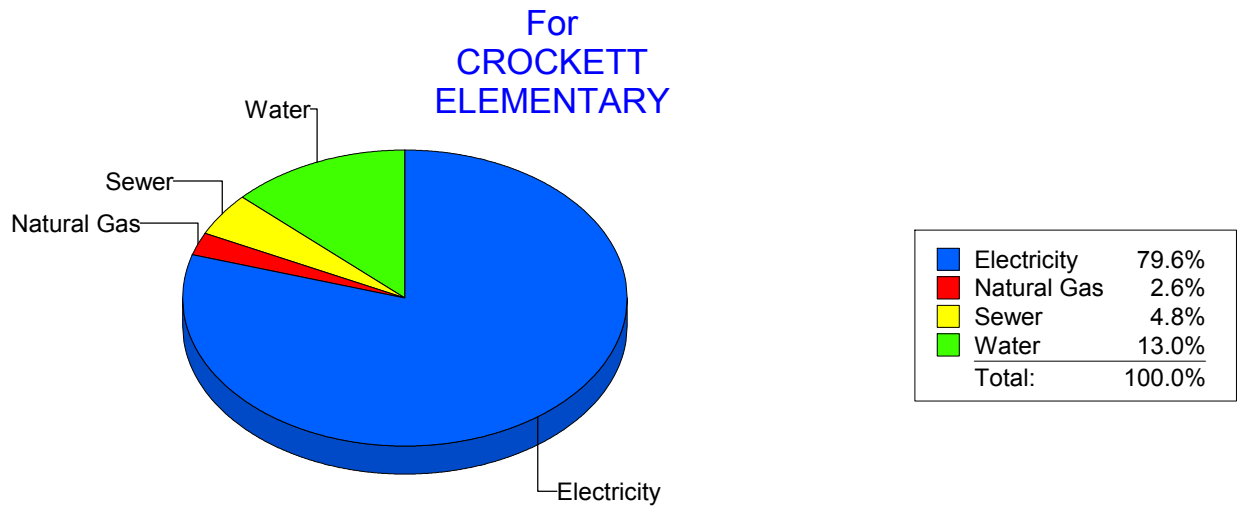
Energy CAP

Cost Avoidance Program

Cost Summary Graph

Grouped by Energy Type

Energy Type	Use	Units	Meter Cost	Special Charges	Total Cost	Avg Unit Cost	% of Total Cost
Site: CROCKETT - CROCKETT ELEMENTARY							
Electricity	40,400	KWH	\$4,898.34	\$0.00	\$4,898.34	0.1212	79.63%
Natural Gas	145	CCF	\$158.67	\$0.00	\$158.67	1.0943	2.58%
Water	280	CCF	\$798.22	\$0.00	\$798.22	2.8508	12.98%
Sewer	117	CCF	\$296.10	\$0.00	\$296.10	2.5308	4.81%
Total Cost:			\$6,151.33	\$0.00	\$6,151.33		



Filters: Cost Center Name Not Equal To DoNotReport; Billing Period Equal To 201409All Meter CodesAll Group Names

elpaso

Energy CAP

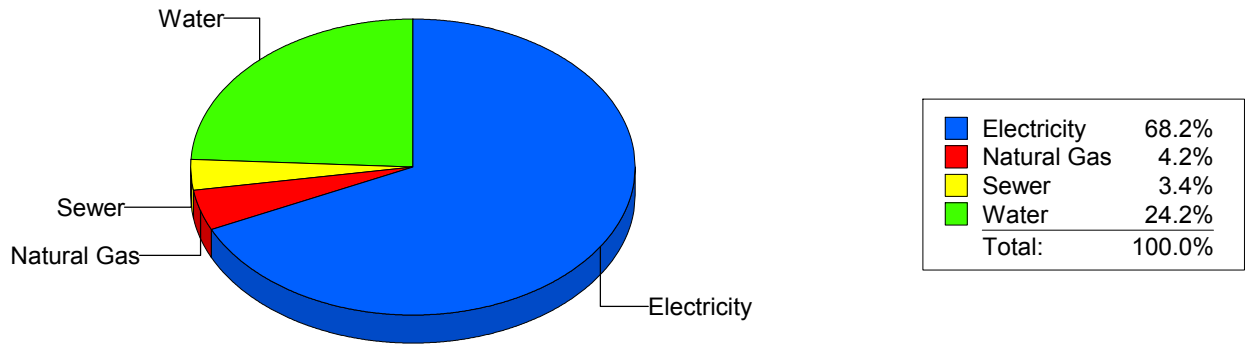
Cost Avoidance Program

Cost Summary Graph

Grouped by Energy Type

Energy Type	Use	Units	Meter Cost	Special Charges	Total Cost	Avg Unit Cost	% of Total Cost
Site: CROSBY ELEMENTARY - CROSBY ELEMENTARY							
Electricity	41,518	KWH	\$5,283.97	\$0.00	\$5,283.97	0.1273	68.18%
Natural Gas	282	CCF	\$324.50	\$0.00	\$324.50	1.1507	4.19%
Water	491	CCF	\$1,878.91	\$0.00	\$1,878.91	3.8267	24.24%
Sewer	93	CCF	\$262.98	\$0.00	\$262.98	2.8277	3.39%
Total Cost:			\$7,750.36	\$0.00	\$7,750.36		

For CROSBY ELEMENTARY



Filters: Cost Center Name Not Equal To DoNotReport; Billing Period Equal To 201409All Meter CodesAll Group Names

elpaso

Energy CAP

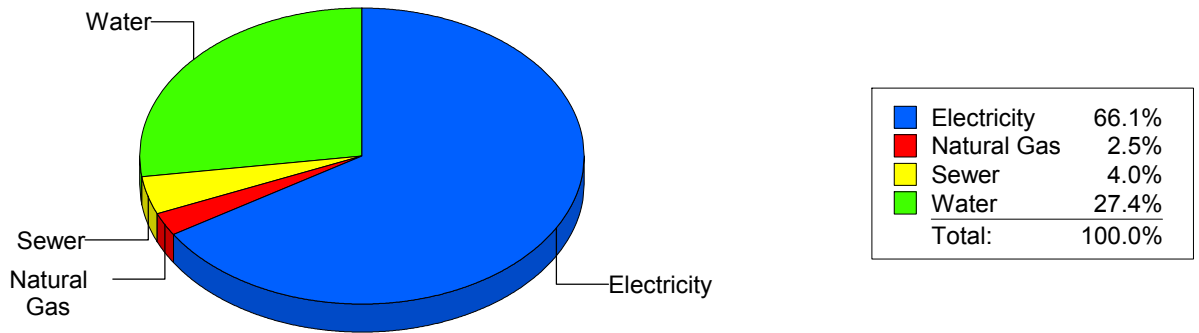
Cost Avoidance Program

Cost Summary Graph

Grouped by Energy Type

Energy Type	Use	Units	Meter Cost	Special Charges	Total Cost	Avg Unit Cost	% of Total Cost
Site: DOUGLASS ELEMENTARY - DOUGLASS ELEMENTARY							
Electricity	46,847	KWH	\$5,570.96	\$0.00	\$5,570.96	0.1189	66.13%
Natural Gas	95	CCF	\$208.02	\$0.00	\$208.02	2.1897	2.47%
Water	580	CCF	\$2,304.72	\$0.00	\$2,304.72	3.9737	27.36%
Sewer	112	CCF	\$340.23	\$0.00	\$340.23	3.0378	4.04%
Total Cost:			\$8,423.93	\$0.00	\$8,423.93		

For
DOUGLASS
ELEMENTARY



Filters: Cost Center Name Not Equal To DoNotReport; Billing Period Equal To 201409All Meter CodesAll Group Names

elpaso

Energy CAP

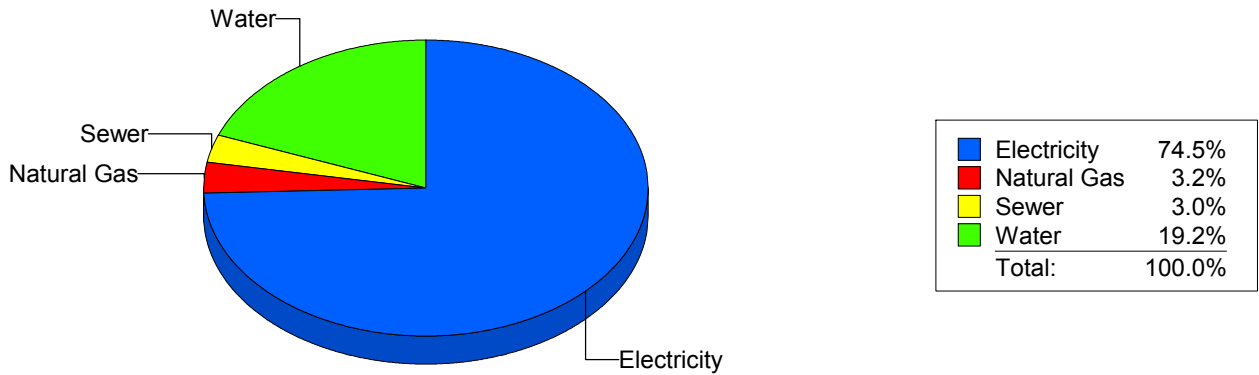
Cost Avoidance Program

Cost Summary Graph

Grouped by Energy Type

Energy Type	Use	Units	Meter Cost	Special Charges	Total Cost	Avg Unit Cost	% of Total Cost
Site: DOWELL ELEMENTARY - DOWELL ELEMENTARY							
Electricity	24,497	KWH	\$3,282.78	\$0.00	\$3,282.78	0.1340	74.53%
Natural Gas	115	CCF	\$140.46	\$0.00	\$140.46	1.2214	3.19%
Water	342	CCF	\$847.89	\$0.00	\$847.89	2.4792	19.25%
Sewer	58	CCF	\$133.55	\$0.00	\$133.55	2.3026	3.03%
Total Cost:			\$4,404.68	\$0.00	\$4,404.68		

For DOWELL ELEMENTARY



Filters: Cost Center Name Not Equal To DoNotReport; Billing Period Equal To 201409All Meter CodesAll Group Names

el Paso

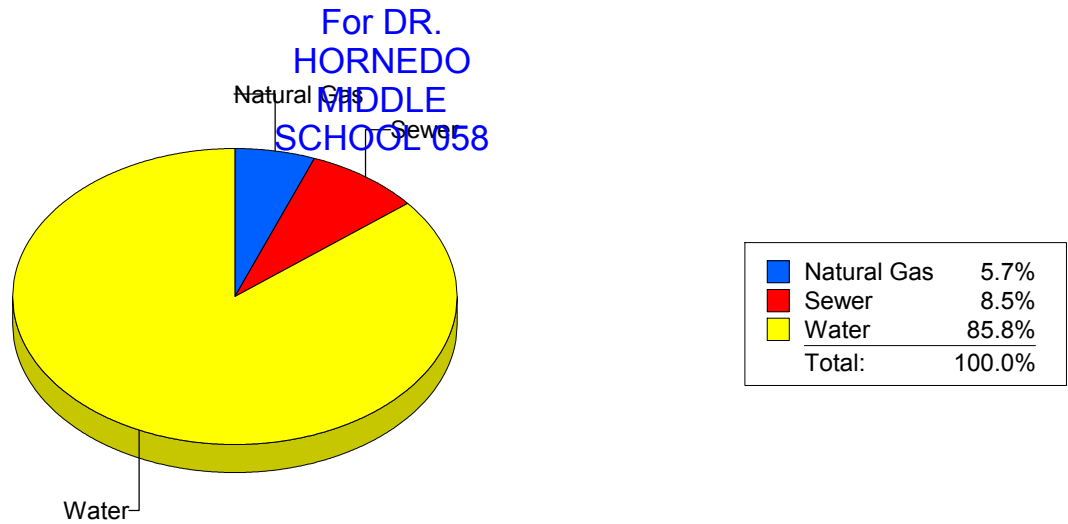
Energy CAP

Cost Avoidance Program

Cost Summary Graph

Grouped by Energy Type

Energy Type	Use	Units	Meter Cost	Special Charges	Total Cost	Avg Unit Cost	% of Total Cost
Site: DRHORNEDOMIDDLESCHOOL - DR. HORNEDO MIDDLE SCHOOL 058							
Natural Gas		297 CCF	\$253.83	\$0.00	\$253.83	0.8546	5.74%
Water		1,016 CCF	\$3,793.36	\$0.00	\$3,793.36	3.7336	85.80%
Sewer		105 CCF	\$374.13	\$0.00	\$374.13	3.5631	8.46%
Total Cost:			\$4,421.32	\$0.00	\$4,421.32		



Filters: Cost Center Name Not Equal To DoNotReport; Billing Period Equal To 201409All Meter CodesAll Group Names

elpaso

Energy CAP

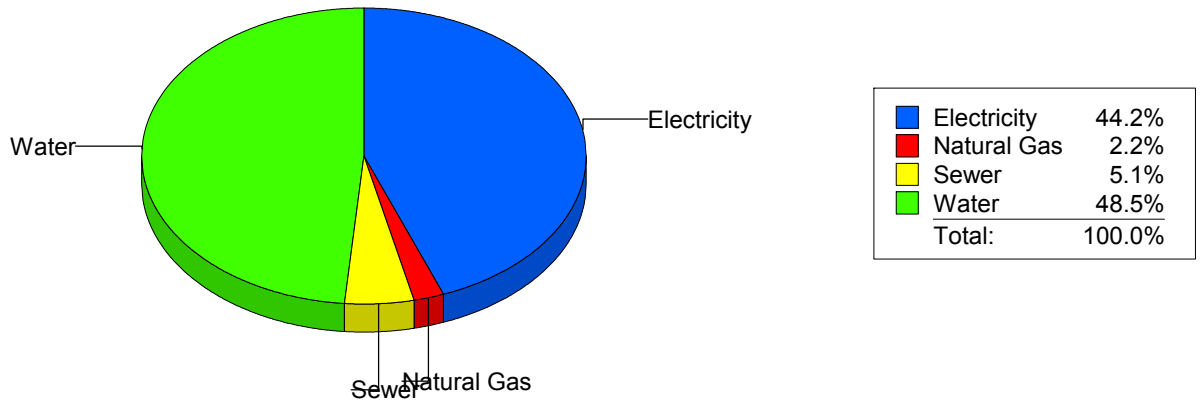
Cost Avoidance Program

Cost Summary Graph

Grouped by Energy Type

Energy Type	Use	Units	Meter Cost	Special Charges	Total Cost	Avg Unit Cost	% of Total Cost
Site: DR. L.A. NIXON ELEME - DR. L.A. NIXON ELEME							
Electricity	43,280	KWH	\$5,618.25	\$0.00	\$5,618.25	0.1298	44.24%
Natural Gas	209	CCF	\$276.81	\$0.00	\$276.81	1.3244	2.18%
Water	1,546	CCF	\$6,156.94	\$0.00	\$6,156.94	3.9825	48.48%
Sewer	274	CCF	\$647.78	\$0.00	\$647.78	2.3642	5.10%
Total Cost:			\$12,699.78	\$0.00	\$12,699.78		

For DR. L.A. NIXON ELEME



Filters: Cost Center Name Not Equal To DoNotReport; Billing Period Equal To 201409All Meter CodesAll Group Names

elpaso

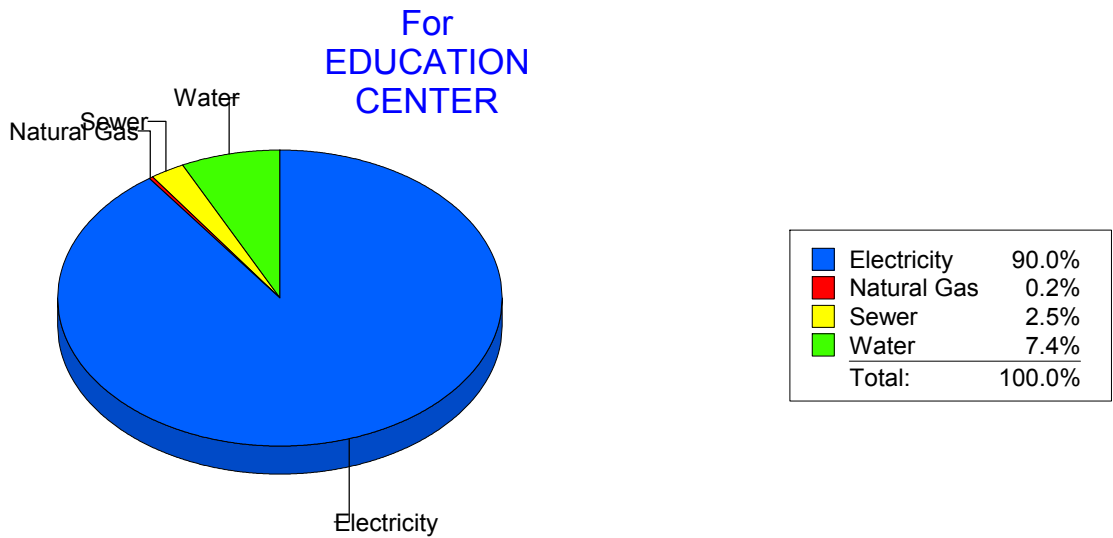
Energy CAP

Cost Avoidance Program

Cost Summary Graph

Grouped by Energy Type

Energy Type	Use	Units	Meter Cost	Special Charges	Total Cost	Avg Unit Cost	% of Total Cost
Site: EDUCATION CENTER - EDUCATION CENTER							
Electricity	296,965	KWH	\$34,540.13	\$0.00	\$34,540.13	0.1163	89.96%
Natural Gas	9	CCF	\$84.60	\$0.00	\$84.60	9.4000	0.22%
Water	1,027	CCF	\$2,824.40	\$0.00	\$2,824.40	2.7501	7.36%
Sewer	442	CCF	\$946.94	\$0.00	\$946.94	2.1424	2.47%
Total Cost:			\$38,396.07	\$0.00	\$38,396.07		



Filters: Cost Center Name Not Equal To DoNotReport; Billing Period Equal To 201409All Meter CodesAll Group Names

elpaso

Energy CAP

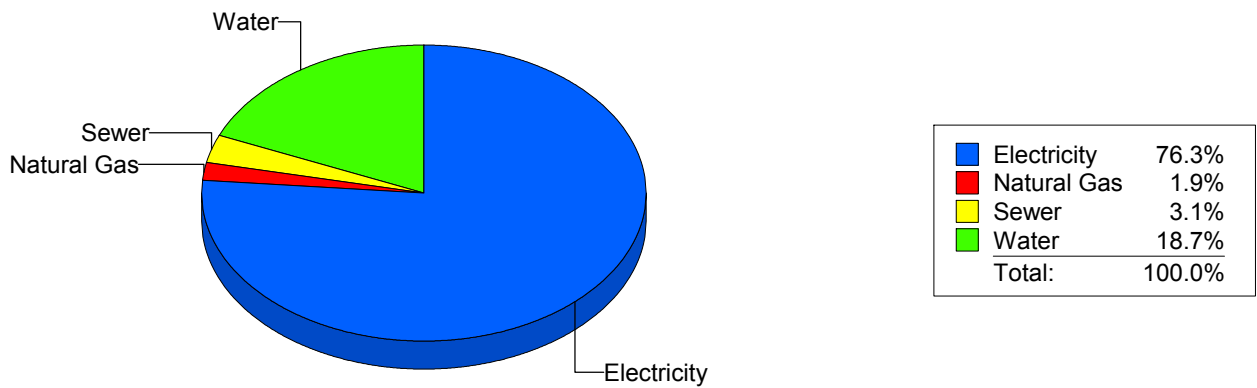
Cost Avoidance Program

Cost Summary Graph

Grouped by Energy Type

Energy Type	Use	Units	Meter Cost	Special Charges	Total Cost	Avg Unit Cost	% of Total Cost
Site: EL PASO HIGH SCHOOL - EL PASO HIGH SCHOOL							
Electricity	198,290	KWH	\$24,739.06	\$0.00	\$24,739.06	0.1248	76.26%
Natural Gas	298	CCF	\$629.31	\$0.00	\$629.31	2.1118	1.94%
Water	1,625	CCF	\$6,075.36	\$0.00	\$6,075.36	3.7387	18.73%
Sewer	399	CCF	\$996.00	\$0.00	\$996.00	2.4962	3.07%
Total Cost:			\$32,439.73	\$0.00	\$32,439.73		

For EL PASO HIGH SCHOOL



Filters: Cost Center Name Not Equal To DoNotReport; Billing Period Equal To 201409All Meter CodesAll Group Names

elpaso

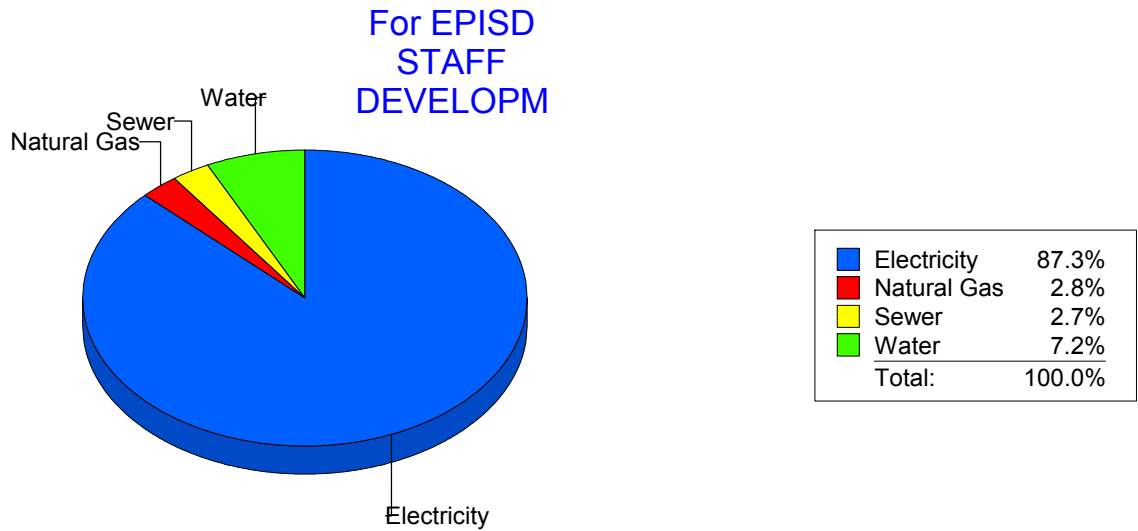
Energy CAP

Cost Avoidance Program

Cost Summary Graph

Grouped by Energy Type

Energy Type	Use	Units	Meter Cost	Special Charges	Total Cost	Avg Unit Cost	% of Total Cost
Site: EPISD STAFF DEVELOPM - EPISD STAFF DEVELOPM							
Electricity	21,600	KWH	\$2,789.14	\$0.00	\$2,789.14	0.1291	87.33%
Natural Gas	18	CCF	\$89.13	\$0.00	\$89.13	4.9517	2.79%
Water	67	CCF	\$229.00	\$0.00	\$229.00	3.4179	7.17%
Sewer	24	CCF	\$86.63	\$0.00	\$86.63	3.6096	2.71%
Total Cost:			\$3,193.90	\$0.00	\$3,193.90		



Filters: Cost Center Name Not Equal To DoNotReport; Billing Period Equal To 201409All Meter CodesAll Group Names

elpaso

Energy CAP

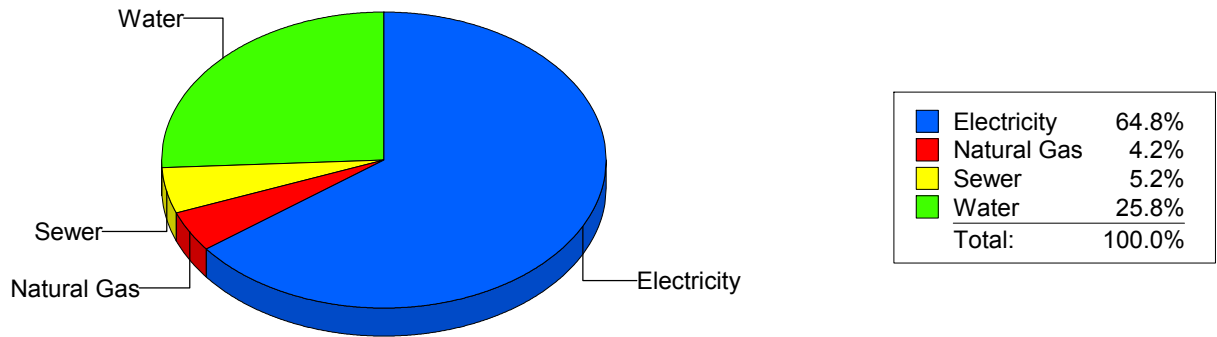
Cost Avoidance Program

Cost Summary Graph

Grouped by Energy Type

Energy Type	Use	Units	Meter Cost	Special Charges	Total Cost	Avg Unit Cost	% of Total Cost
Site: FANNIN ELEMENTARY - FANNIN ELEMENTARY							
Electricity	35,876	KWH	\$4,903.87	\$0.00	\$4,903.87	0.1367	64.84%
Natural Gas	147	CCF	\$319.21	\$0.00	\$319.21	2.1715	4.22%
Water	522	CCF	\$1,950.38	\$0.00	\$1,950.38	3.7364	25.79%
Sewer	126	CCF	\$390.03	\$0.00	\$390.03	3.0955	5.16%
Total Cost:			\$7,563.49	\$0.00	\$7,563.49		

For FANNIN ELEMENTARY



Filters: Cost Center Name Not Equal To DoNotReport; Billing Period Equal To 201409All Meter CodesAll Group Names

el Paso

Energy CAP

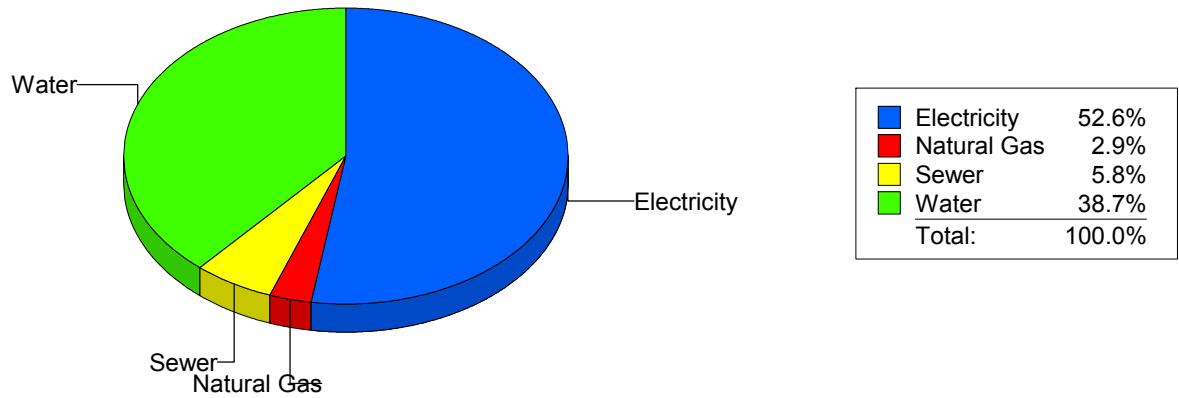
Cost Avoidance Program

Cost Summary Graph

Grouped by Energy Type

Energy Type	Use	Units	Meter Cost	Special Charges	Total Cost	Avg Unit Cost	% of Total Cost
Site: FINE ARTS/MULTIMEDIA - FINE ARTS/MULTIMEDIA							
Electricity	12,267	KWH	\$1,442.09	\$0.00	\$1,442.09	0.1176	52.59%
Natural Gas	0	CCF	\$80.07	\$0.00	\$80.07	0.0000	2.92%
Water	288	CCF	\$1,061.32	\$0.00	\$1,061.32	3.6851	38.71%
Sewer	66	CCF	\$158.40	\$0.00	\$158.40	2.4000	5.78%
Total Cost:			\$2,741.88	\$0.00	\$2,741.88		

For FINE ARTS/MULTIMEDIA



Filters: Cost Center Name Not Equal To DoNotReport; Billing Period Equal To 201409All Meter CodesAll Group Names

elpaso

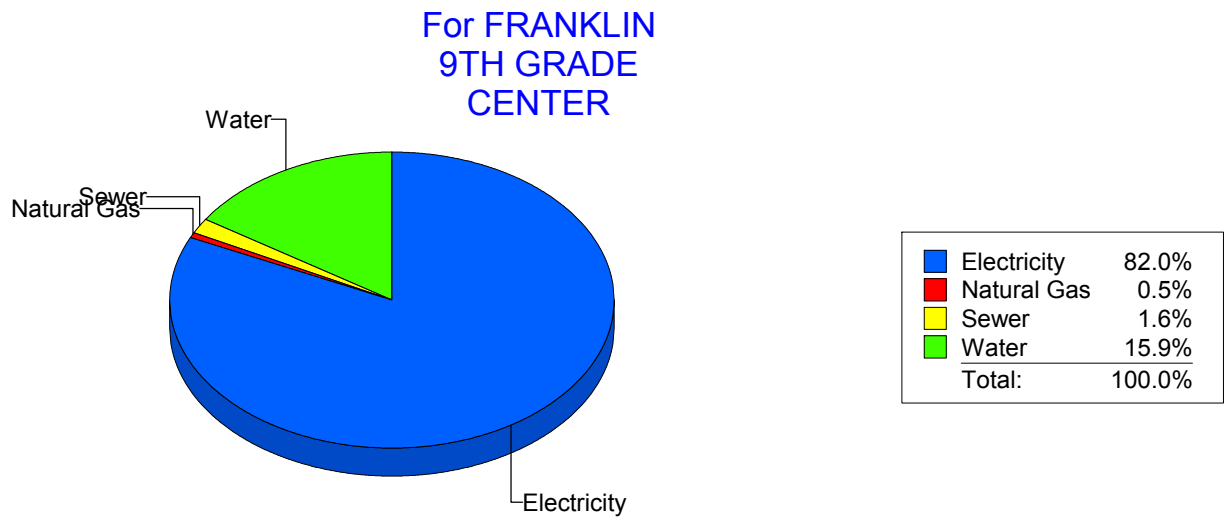
Energy CAP

Cost Avoidance Program

Cost Summary Graph

Grouped by Energy Type

Energy Type	Use	Units	Meter Cost	Special Charges	Total Cost	Avg Unit Cost	% of Total Cost
Site: FRANKLIN9THGRADECENTER - FRANKLIN 9TH GRADE CENTER							
Electricity	163,000	KWH	\$20,045.06	\$0.00	\$20,045.06	0.1230	82.05%
Natural Gas	103	CCF	\$132.37	\$0.00	\$132.37	1.2851	0.54%
Water	2,745	CCF	\$3,873.63	\$0.00	\$3,873.63	1.4112	15.86%
Sewer	109	CCF	\$379.65	\$0.00	\$379.65	3.4830	1.55%
Total Cost:			\$24,430.71	\$0.00	\$24,430.71		



Filters: Cost Center Name Not Equal To DoNotReport; Billing Period Equal To 201409All Meter CodesAll Group Names

el Paso

Energy CAP

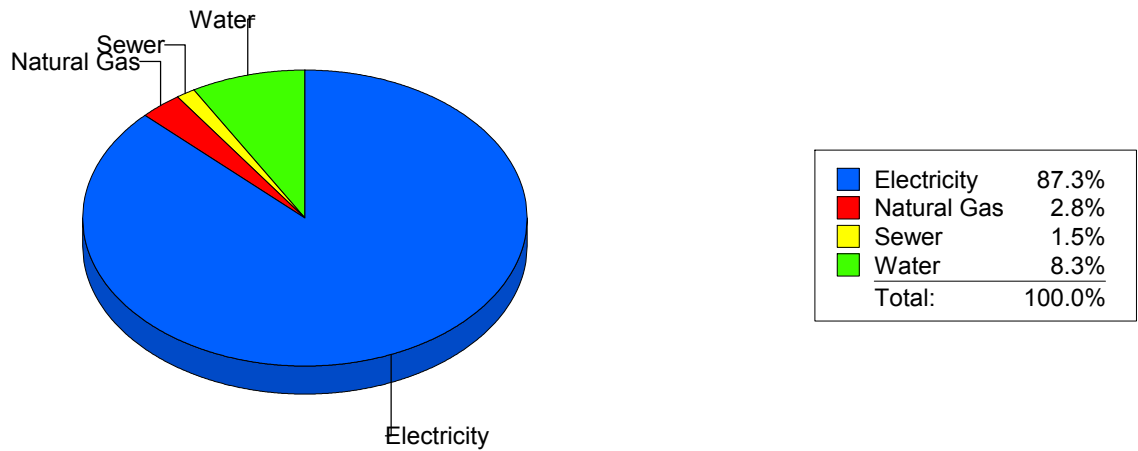
Cost Avoidance Program

Cost Summary Graph

Grouped by Energy Type

Energy Type	Use	Units	Meter Cost	Special Charges	Total Cost	Avg Unit Cost	% of Total Cost
Site: FRANKLIN HIGH SCHOOL - FRANKLIN HIGH SCHOOL							
Electricity	348,038	KWH	\$36,421.33	\$0.00	\$36,421.33	0.1046	87.33%
Natural Gas	1,698	CCF	\$1,175.87	\$0.00	\$1,175.87	0.6925	2.82%
Water	1,061	CCF	\$3,464.58	\$0.00	\$3,464.58	3.2654	8.31%
Sewer	299	CCF	\$641.85	\$0.00	\$641.85	2.1467	1.54%
Total Cost:			\$41,703.63	\$0.00	\$41,703.63		

For FRANKLIN HIGH SCHOOL



Filters: Cost Center Name Not Equal To DoNotReport; Billing Period Equal To 201409All Meter CodesAll Group Names

el paso

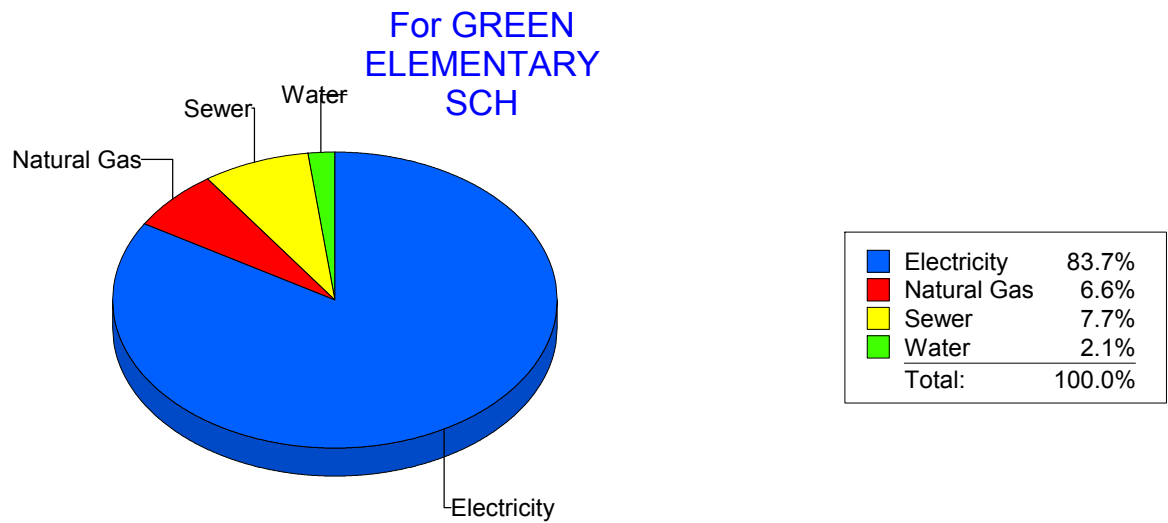
Energy CAP

Cost Avoidance Program

Cost Summary Graph

Grouped by Energy Type

Energy Type	Use	Units	Meter Cost	Special Charges	Total Cost	Avg Unit Cost	% of Total Cost
Site: GREEN ELEMENTARY SCH - GREEN ELEMENTARY SCH							
Electricity	46,800	KWH	\$5,549.32	\$0.00	\$5,549.32	0.1186	83.67%
Natural Gas	461	CCF	\$436.59	\$0.00	\$436.59	0.9470	6.58%
Water	547	CCF	\$136.40	\$0.00	\$136.40	0.2494	2.06%
Sewer	155	CCF	\$510.45	\$0.00	\$510.45	3.2932	7.70%
Total Cost:			\$6,632.76	\$0.00	\$6,632.76		



Filters: Cost Center Name Not Equal To DoNotReport; Billing Period Equal To 201409All Meter CodesAll Group Names

el paso

Energy CAP

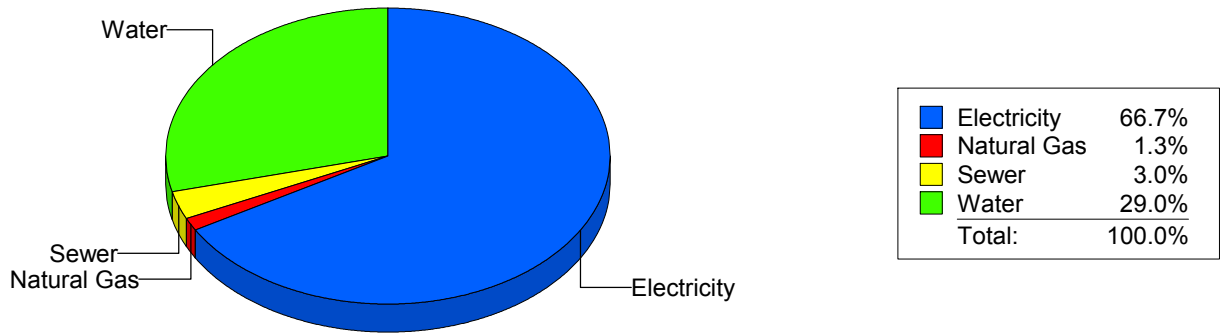
Cost Avoidance Program

Cost Summary Graph

Grouped by Energy Type

Energy Type	Use	Units	Meter Cost	Special Charges	Total Cost	Avg Unit Cost	% of Total Cost
Site: GUILLEN MIDDLE SCHOO - GUILLEN MIDDLE SCHOO							
Electricity	116,843	KWH	\$12,811.52	\$0.00	\$12,811.52	0.1096	66.72%
Natural Gas	219	CCF	\$255.07	\$0.00	\$255.07	1.1647	1.33%
Water	1,625	CCF	\$5,560.37	\$0.00	\$5,560.37	3.4218	28.96%
Sewer	261	CCF	\$576.33	\$0.00	\$576.33	2.2082	3.00%
Total Cost:			\$19,203.29	\$0.00	\$19,203.29		

For GUILLEN MIDDLE SCHOO



Filters: Cost Center Name Not Equal To DoNotReport; Billing Period Equal To 201409All Meter CodesAll Group Names

el Paso

Energy CAP

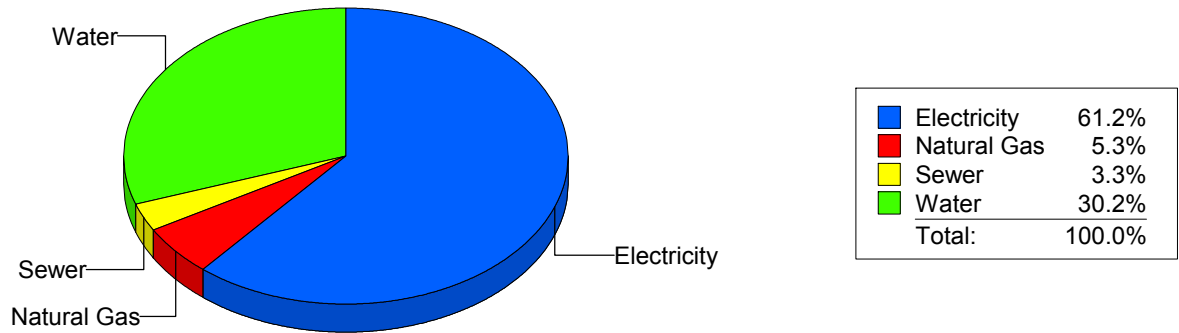
Cost Avoidance Program

Cost Summary Graph

Grouped by Energy Type

Energy Type	Use	Units	Meter Cost	Special Charges	Total Cost	Avg Unit Cost	% of Total Cost
Site: H.E. CHARLES MIDDLE - H.E. CHARLES MIDDLE							
Electricity	85,311	KWH	\$11,733.97	\$0.00	\$11,733.97	0.1375	61.21%
Natural Gas	1,429	CCF	\$1,022.82	\$0.00	\$1,022.82	0.7158	5.34%
Water	1,488	CCF	\$5,785.01	\$0.00	\$5,785.01	3.8878	30.18%
Sewer	288	CCF	\$626.67	\$0.00	\$626.67	2.1759	3.27%
Total Cost:			\$19,168.47	\$0.00	\$19,168.47		

For H.E. CHARLES MIDDLE



Filters: Cost Center Name Not Equal To DoNotReport; Billing Period Equal To 201409All Meter CodesAll Group Names

elpaso

Energy CAP

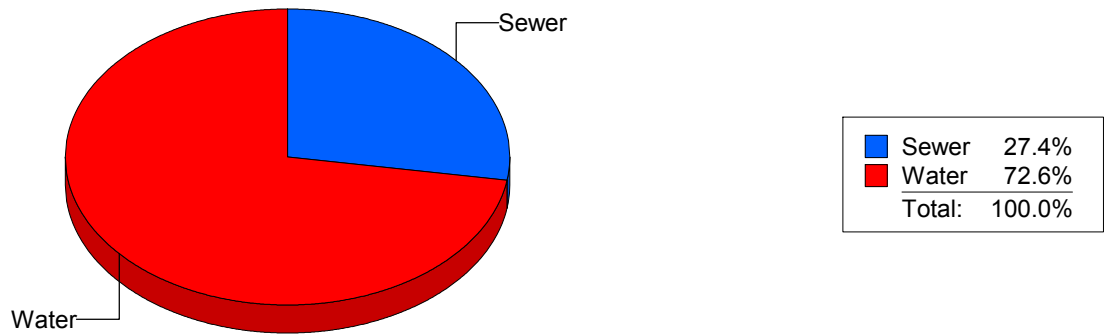
Cost Avoidance Program

Cost Summary Graph

Grouped by Energy Type

Energy Type	Use	Units	Meter Cost	Special Charges	Total Cost	Avg Unit Cost	% of Total Cost
Site: HART ELEMENTARY SCHO - HART ELEMENTARY SCHO							
Water		135 CCF	\$537.32	\$0.00	\$537.32	3.9801	72.61%
Sewer		36 CCF	\$202.65	\$0.00	\$202.65	5.6292	27.39%
Total Cost:			\$739.97	\$0.00	\$739.97		

For HART
ELEMENTARY
SCHO



Filters: Cost Center Name Not Equal To DoNotReport; Billing Period Equal To 201409All Meter CodesAll Group Names

elpaso

Energy CAP

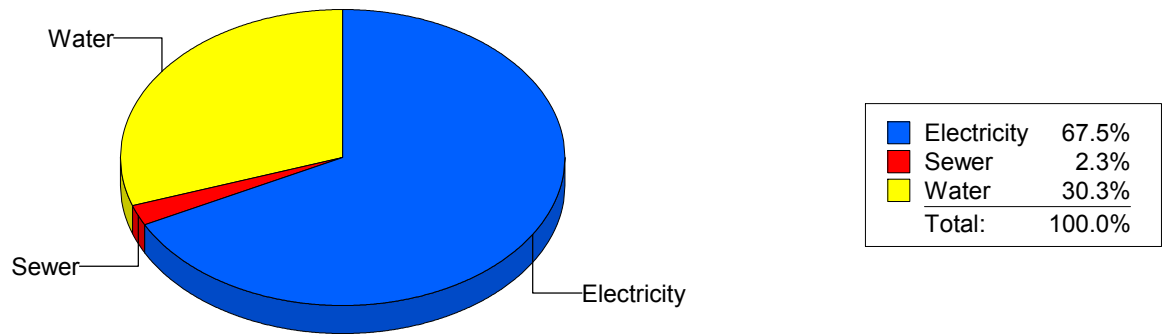
Cost Avoidance Program

Cost Summary Graph

Grouped by Energy Type

Energy Type	Use	Units	Meter Cost	Special Charges	Total Cost	Avg Unit Cost	% of Total Cost
Site: HAWKINS ELEMENTARY S - HAWKINS ELEMENTARY S							
Electricity	30,165	KWH	\$3,539.04	\$0.00	\$3,539.04	0.1173	67.46%
Water	347	CCF	\$1,588.38	\$0.00	\$1,588.38	4.5775	30.28%
Sewer	37	CCF	\$118.38	\$0.00	\$118.38	3.1995	2.26%
Total Cost:			\$5,245.80	\$0.00	\$5,245.80		

For HAWKINS
ELEMENTARY
S



Filters: Cost Center Name Not Equal To DoNotReport; Billing Period Equal To 201409All Meter CodesAll Group Names

elpaso

Energy CAP

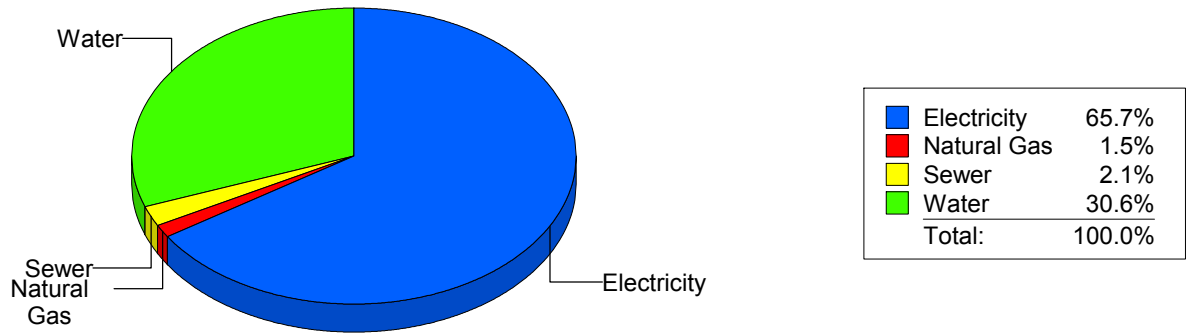
Cost Avoidance Program

Cost Summary Graph

Grouped by Energy Type

Energy Type	Use	Units	Meter Cost	Special Charges	Total Cost	Avg Unit Cost	% of Total Cost
Site: HENDERSON MIDDLE SCH - HENDERSON MIDDLE SCH							
Electricity	63,768	KWH	\$8,012.61	\$0.00	\$8,012.61	0.1257	65.74%
Natural Gas	192	CCF	\$188.08	\$0.00	\$188.08	0.9796	1.54%
Water	1,071	CCF	\$3,734.10	\$0.00	\$3,734.10	3.4866	30.64%
Sewer	135	CCF	\$253.62	\$0.00	\$253.62	1.8787	2.08%
Total Cost:			\$12,188.41	\$0.00	\$12,188.41		

For
HENDERSON
MIDDLE SCH



Filters: Cost Center Name Not Equal To DoNotReport; Billing Period Equal To 201409All Meter CodesAll Group Names

elpaso

Energy CAP

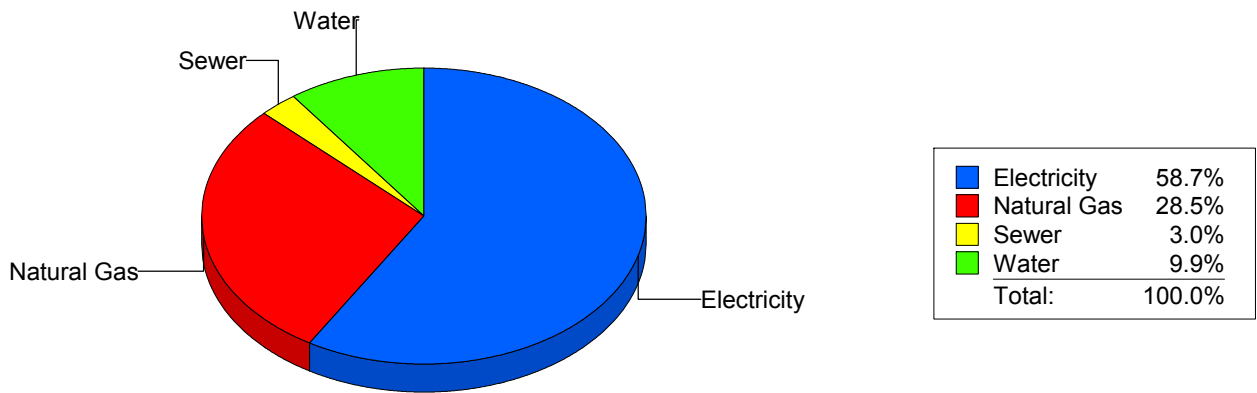
Cost Avoidance Program

Cost Summary Graph

Grouped by Energy Type

Energy Type	Use	Units	Meter Cost	Special Charges	Total Cost	Avg Unit Cost	% of Total Cost
Site: HERCULES COTTAGES - HERCULES COTTAGES							
Electricity	4,781	KWH	\$830.21	\$0.00	\$830.21	0.1736	58.66%
Natural Gas	5	CCF	\$402.87	\$0.00	\$402.87	80.5740	28.46%
Water	42	CCF	\$139.81	\$0.00	\$139.81	3.3288	9.88%
Sewer	7	CCF	\$42.45	\$0.00	\$42.45	6.0643	3.00%
Total Cost:			\$1,415.34	\$0.00	\$1,415.34		

For HERCULES COTTAGES



Filters: Cost Center Name Not Equal To DoNotReport; Billing Period Equal To 201409All Meter CodesAll Group Names

elpaso

Energy CAP

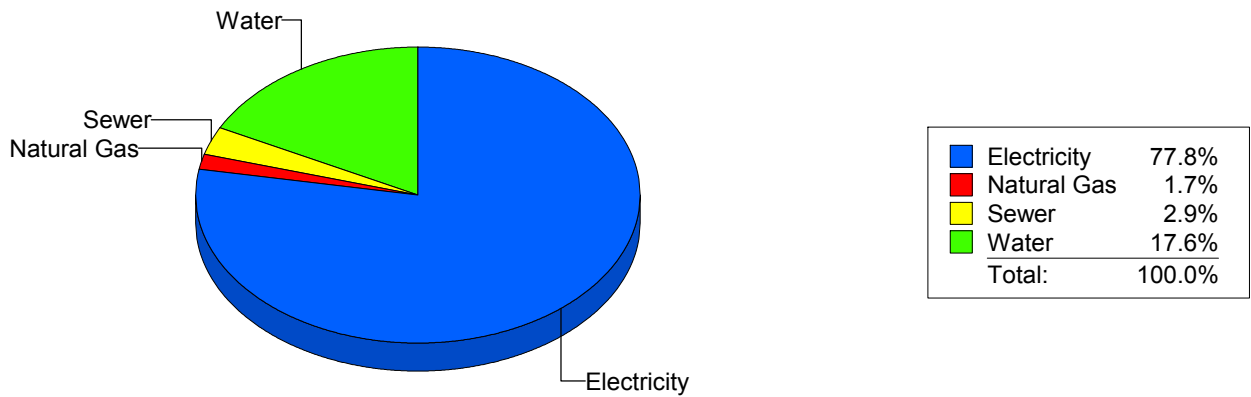
Cost Avoidance Program

Cost Summary Graph

Grouped by Energy Type

Energy Type	Use	Units	Meter Cost	Special Charges	Total Cost	Avg Unit Cost	% of Total Cost
Site: HERRERA - HERRERA ELEMENTARY							
Electricity	85,200	KWH	\$10,968.33	\$0.00	\$10,968.33	0.1287	77.79%
Natural Gas	281	CCF	\$243.80	\$0.00	\$243.80	0.8676	1.73%
Water	710	CCF	\$2,483.90	\$0.00	\$2,483.90	3.4985	17.62%
Sewer	126	CCF	\$403.11	\$0.00	\$403.11	3.1993	2.86%
Total Cost:			\$14,099.14	\$0.00	\$14,099.14		

For HERRERA ELEMENTARY



Filters: Cost Center Name Not Equal To DoNotReport; Billing Period Equal To 201409All Meter CodesAll Group Names

el paso

Energy CAP

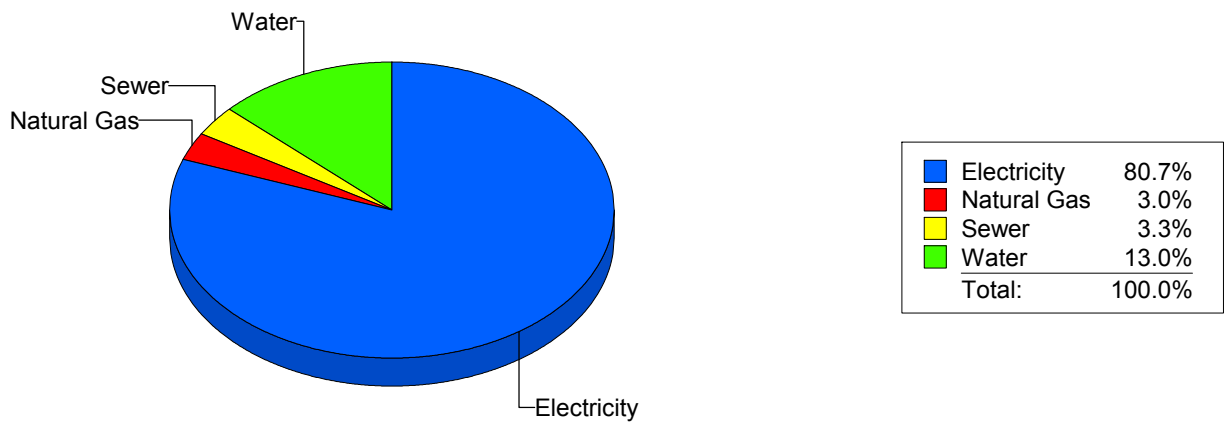
Cost Avoidance Program

Cost Summary Graph

Grouped by Energy Type

Energy Type	Use	Units	Meter Cost	Special Charges	Total Cost	Avg Unit Cost	% of Total Cost
Site: HILLSIDE ELEMENTARY - HILLSIDE ELEMENTARY							
Electricity	48,127	KWH	\$9,069.73	\$0.00	\$9,069.73	0.1885	80.68%
Natural Gas	195	CCF	\$338.92	\$0.00	\$338.92	1.7381	3.01%
Water	405	CCF	\$1,464.56	\$0.00	\$1,464.56	3.6162	13.03%
Sewer	110	CCF	\$367.95	\$0.00	\$367.95	3.3450	3.27%
Total Cost:			\$11,241.16	\$0.00	\$11,241.16		

For HILLSIDE ELEMENTARY



Filters: Cost Center Name Not Equal To DoNotReport; Billing Period Equal To 201409All Meter CodesAll Group Names

elpaso

Energy CAP

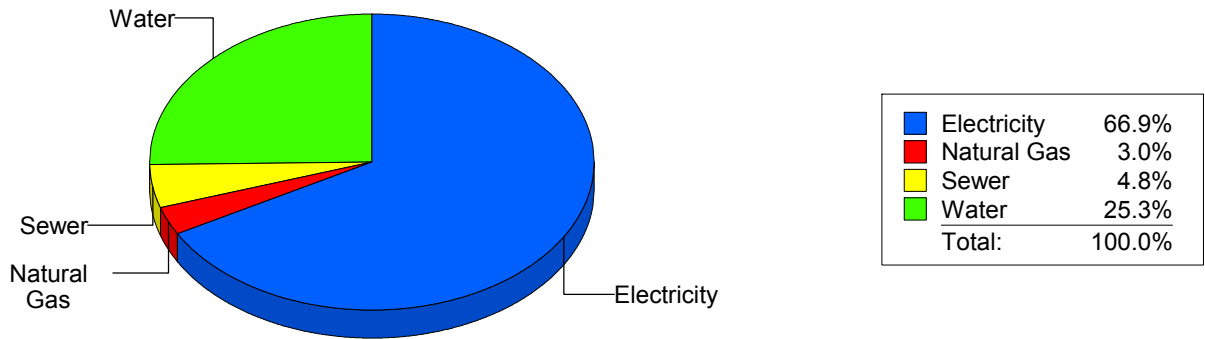
Cost Avoidance Program

Cost Summary Graph

Grouped by Energy Type

Energy Type	Use	Units	Meter Cost	Special Charges	Total Cost	Avg Unit Cost	% of Total Cost
Site: HOUSTON INTERMEDIATE - HOUSTON INTERMEDIATE							
Electricity	37,203	KWH	\$4,588.03	\$0.00	\$4,588.03	0.1233	66.89%
Natural Gas	92	CCF	\$206.51	\$0.00	\$206.51	2.2447	3.01%
Water	403	CCF	\$1,737.78	\$0.00	\$1,737.78	4.3121	25.34%
Sewer	72	CCF	\$326.44	\$0.00	\$326.44	4.5339	4.76%
Total Cost:			\$6,858.76	\$0.00	\$6,858.76		

For HOUSTON INTERMEDIATE



Filters: Cost Center Name Not Equal To DoNotReport; Billing Period Equal To 201409All Meter CodesAll Group Names

el Paso

Energy CAP

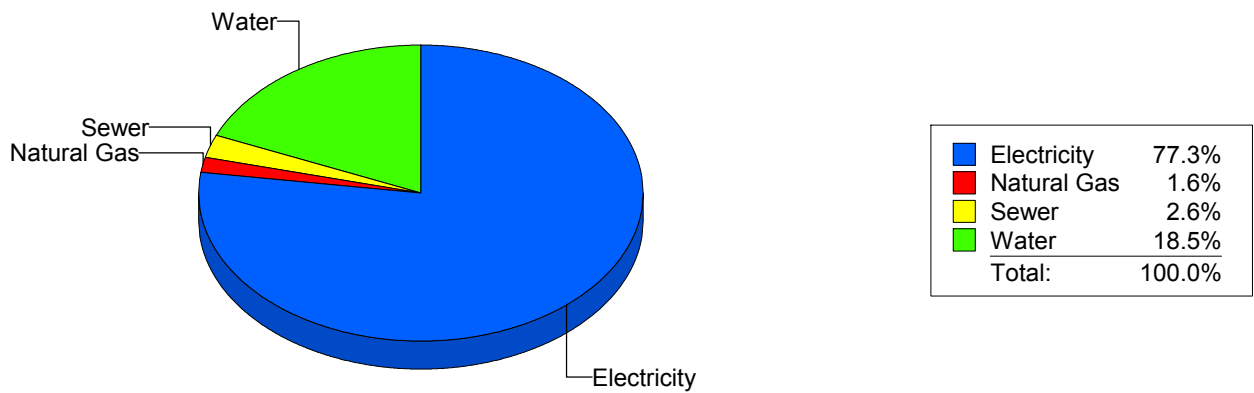
Cost Avoidance Program

Cost Summary Graph

Grouped by Energy Type

Energy Type	Use	Units	Meter Cost	Special Charges	Total Cost	Avg Unit Cost	% of Total Cost
Site: MOYE - HR MOYE							
Electricity	77,280	KWH	\$10,163.42	\$0.00	\$10,163.42	0.1315	77.32%
Natural Gas	229	CCF	\$211.26	\$0.00	\$211.26	0.9225	1.61%
Water	501	CCF	\$2,433.64	\$0.00	\$2,433.64	4.8576	18.52%
Sewer	77	CCF	\$335.49	\$0.00	\$335.49	4.3570	2.55%
Total Cost:			\$13,143.81	\$0.00	\$13,143.81		

For HR MOYE



Filters: Cost Center Name Not Equal To DoNotReport; Billing Period Equal To 201409All Meter CodesAll Group Names

el Paso

Energy CAP

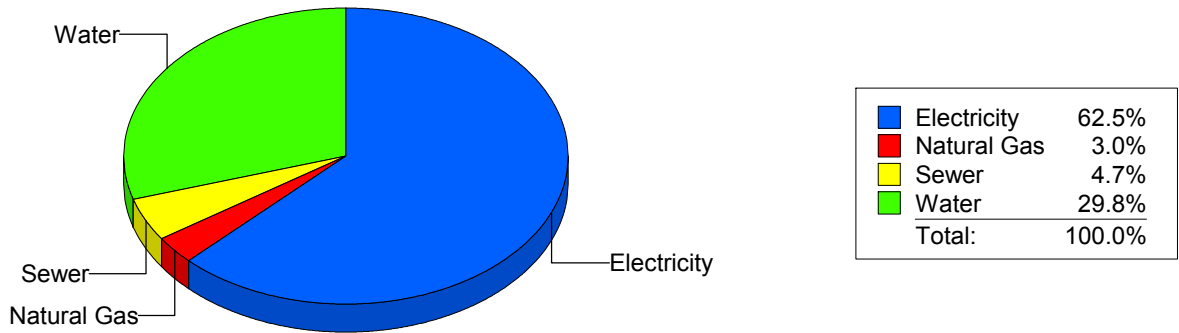
Cost Avoidance Program

Cost Summary Graph

Grouped by Energy Type

Energy Type	Use	Units	Meter Cost	Special Charges	Total Cost	Avg Unit Cost	% of Total Cost
Site: HUGHEY ELEMENTARY SC - HUGHEY ELEMENTARY SC							
Electricity	45,577	KWH	\$6,556.73	\$0.00	\$6,556.73	0.1439	62.49%
Natural Gas	142	CCF	\$315.76	\$0.00	\$315.76	2.2237	3.01%
Water	754	CCF	\$3,129.06	\$0.00	\$3,129.06	4.1499	29.82%
Sewer	150	CCF	\$490.47	\$0.00	\$490.47	3.2698	4.67%
Total Cost:			\$10,492.02	\$0.00	\$10,492.02		

For HUGHEY
ELEMENTARY
SC



Filters: Cost Center Name Not Equal To DoNotReport; Billing Period Equal To 201409All Meter CodesAll Group Names

elpaso

Energy CAP

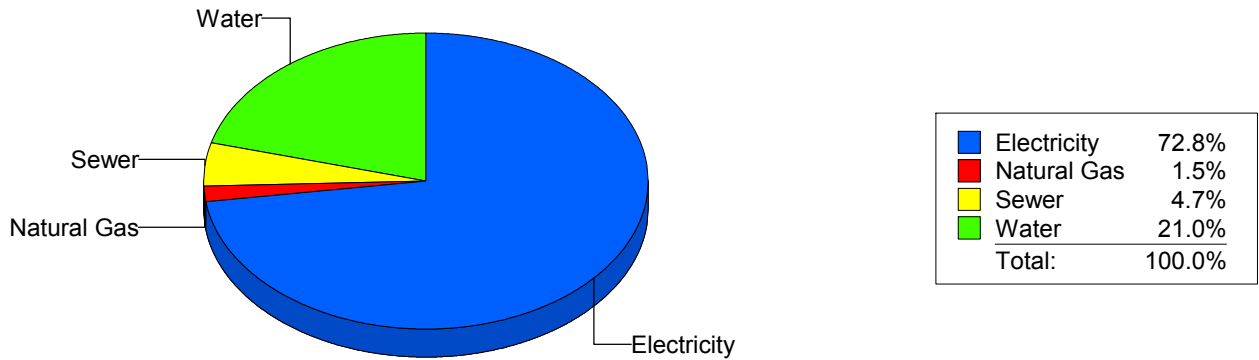
Cost Avoidance Program

Cost Summary Graph

Grouped by Energy Type

Energy Type	Use	Units	Meter Cost	Special Charges	Total Cost	Avg Unit Cost	% of Total Cost
Site: IRVIN HIGH SCHOOL - IRVIN HIGH SCHOOL							
Electricity	155,249	KWH	\$17,654.52	\$0.00	\$17,654.52	0.1137	72.81%
Natural Gas	361	CCF	\$373.98	\$0.00	\$373.98	1.0360	1.54%
Water	2,016	CCF	\$5,083.94	\$0.00	\$5,083.94	2.5218	20.97%
Sewer	714	CCF	\$1,134.15	\$0.00	\$1,134.15	1.5884	4.68%
Total Cost:			\$24,246.59	\$0.00	\$24,246.59		

For IRVIN HIGH SCHOOL



Filters: Cost Center Name Not Equal To DoNotReport; Billing Period Equal To 201409All Meter CodesAll Group Names

el Paso

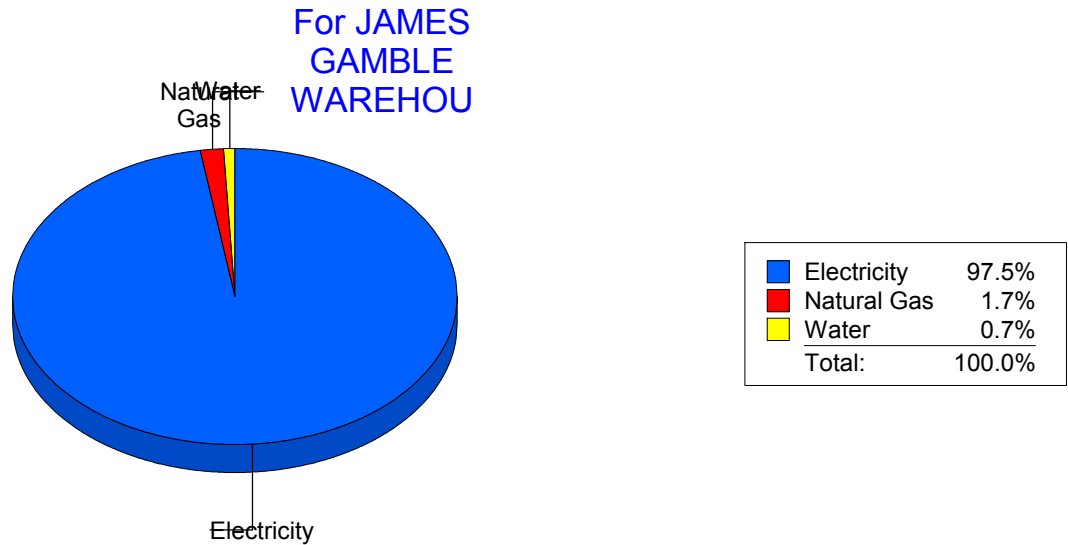
Energy CAP

Cost Avoidance Program

Cost Summary Graph

Grouped by Energy Type

Energy Type	Use	Units	Meter Cost	Special Charges	Total Cost	Avg Unit Cost	% of Total Cost
Site: JAMES GAMBLE WAREHOU - JAMES GAMBLE WAREHOU							
Electricity	39,300	KWH	\$5,139.72	\$0.00	\$5,139.72	0.1308	97.51%
Natural Gas	23	CCF	\$91.76	\$0.00	\$91.76	3.9896	1.74%
Water	0	CCF	\$39.32	\$0.00	\$39.32	0.0000	0.75%
Total Cost:			\$5,270.80	\$0.00	\$5,270.80		



Filters: Cost Center Name Not Equal To DoNotReport; Billing Period Equal To 201409All Meter CodesAll Group Names

elpaso

Energy CAP

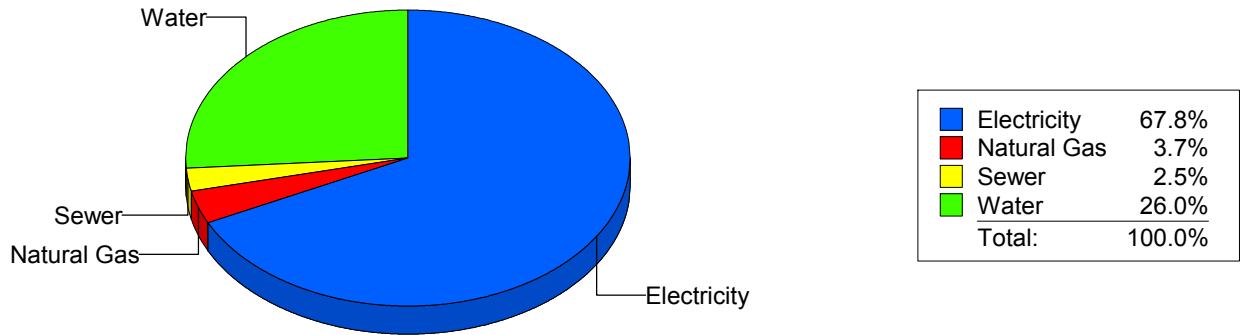
Cost Avoidance Program

Cost Summary Graph

Grouped by Energy Type

Energy Type	Use	Units	Meter Cost	Special Charges	Total Cost	Avg Unit Cost	% of Total Cost
Site: JEFFERSON HIGH SCHOO - JEFFERSON HIGH SCHOO							
Electricity	153,413	KWH	\$17,388.87	\$0.00	\$17,388.87	0.1133	67.77%
Natural Gas	564	CCF	\$953.78	\$0.00	\$953.78	1.6911	3.72%
Water	1,861	CCF	\$6,666.74	\$0.00	\$6,666.74	3.5823	25.98%
Sewer	200	CCF	\$648.67	\$0.00	\$648.67	3.2434	2.53%
Total Cost:			\$25,658.06	\$0.00	\$25,658.06		

For
JEFFERSON
HIGH SCHOOL



Filters: Cost Center Name Not Equal To DoNotReport; Billing Period Equal To 201409All Meter CodesAll Group Names

elpaso

Energy CAP

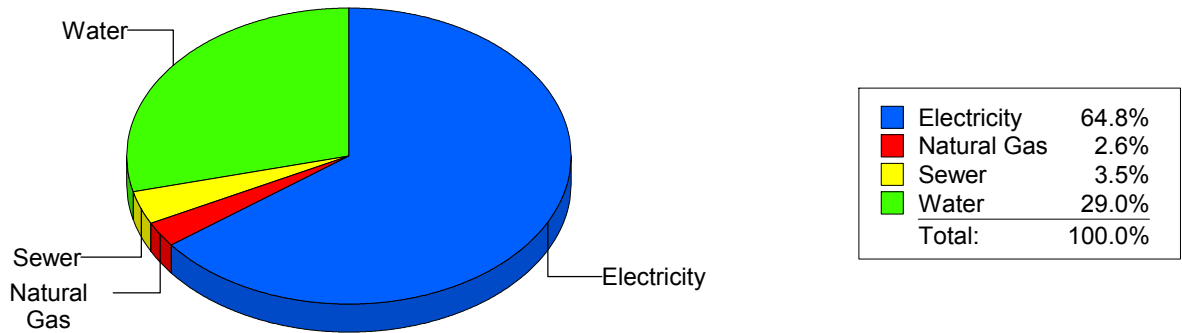
Cost Avoidance Program

Cost Summary Graph

Grouped by Energy Type

Energy Type	Use	Units	Meter Cost	Special Charges	Total Cost	Avg Unit Cost	% of Total Cost
Site: KOHLBERG ELEMENTARY - KOHLBERG ELEMENTARY							
Electricity	59,520	KWH	\$6,463.49	\$0.00	\$6,463.49	0.1086	64.84%
Natural Gas	180	CCF	\$260.65	\$0.00	\$260.65	1.4481	2.61%
Water	669	CCF	\$2,892.45	\$0.00	\$2,892.45	4.3235	29.02%
Sewer	108	CCF	\$351.38	\$0.00	\$351.38	3.2535	3.53%
Total Cost:			\$9,967.97	\$0.00	\$9,967.97		

For
KOHLBERG
ELEMENTARY



Filters: Cost Center Name Not Equal To DoNotReport; Billing Period Equal To 201409All Meter CodesAll Group Names

elpaso

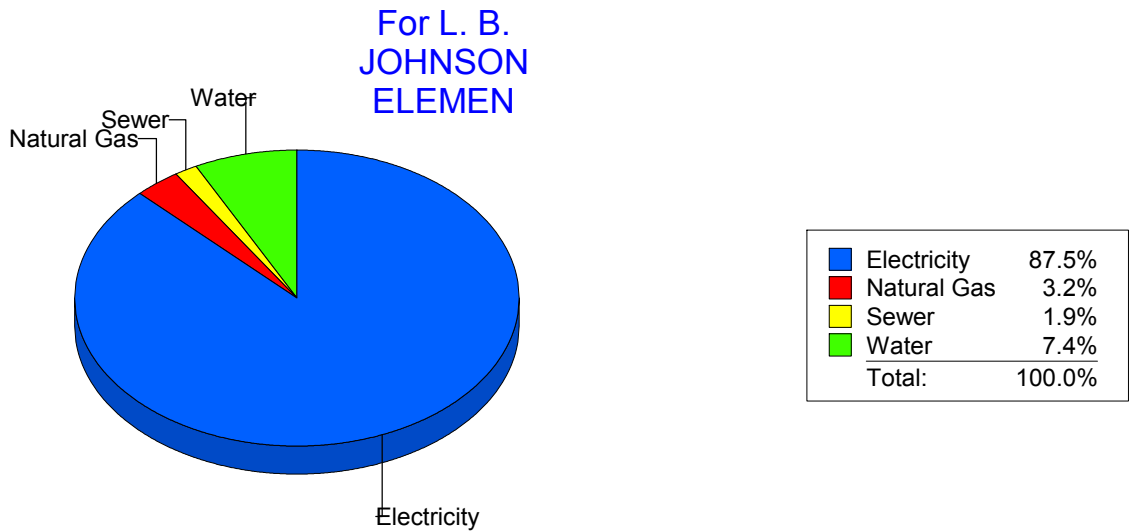
Energy CAP

Cost Avoidance Program

Cost Summary Graph

Grouped by Energy Type

Energy Type	Use	Units	Meter Cost	Special Charges	Total Cost	Avg Unit Cost	% of Total Cost
Site: L. B. JOHNSON ELEMEN - L. B. JOHNSON ELEMEN							
Electricity	75,900	KWH	\$9,333.33	\$0.00	\$9,333.33	0.1230	87.51%
Natural Gas	307	CCF	\$340.17	\$0.00	\$340.17	1.1080	3.19%
Water	248	CCF	\$790.72	\$0.00	\$790.72	3.1884	7.41%
Sewer	38	CCF	\$201.27	\$0.00	\$201.27	5.2966	1.89%
Total Cost:			\$10,665.49	\$0.00	\$10,665.49		



Filters: Cost Center Name Not Equal To DoNotReport; Billing Period Equal To 201409All Meter CodesAll Group Names

elpaso

Energy CAP

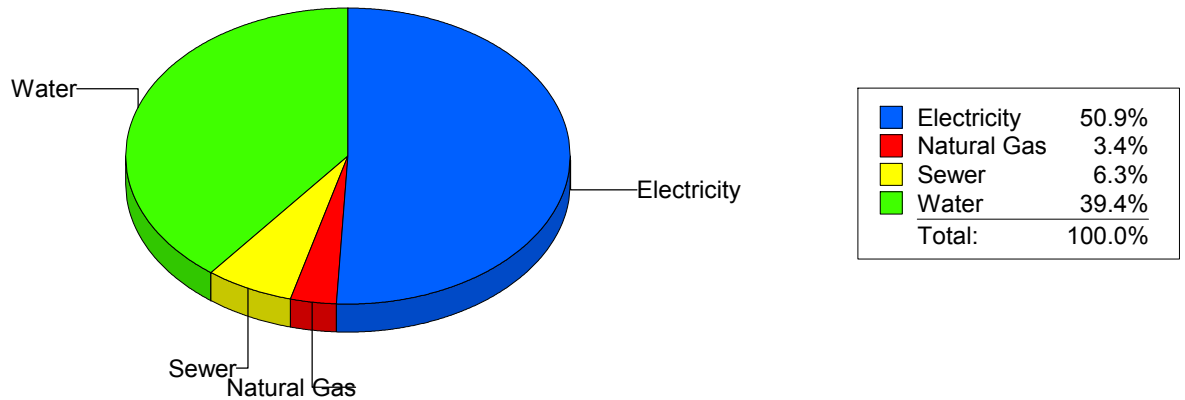
Cost Avoidance Program

Cost Summary Graph

Grouped by Energy Type

Energy Type	Use	Units	Meter Cost	Special Charges	Total Cost	Avg Unit Cost	% of Total Cost
Site: LAMAR ELEMENTARY SCH - LAMAR ELEMENTARY SCH							
Electricity	39,900	KWH	\$5,066.94	\$0.00	\$5,066.94	0.1270	50.87%
Natural Gas	179	CCF	\$340.09	\$0.00	\$340.09	1.8999	3.41%
Water	991	CCF	\$3,924.02	\$0.00	\$3,924.02	3.9597	39.40%
Sewer	191	CCF	\$628.56	\$0.00	\$628.56	3.2909	6.31%
Total Cost:			\$9,959.61	\$0.00	\$9,959.61		

For LAMAR
ELEMENTARY
SCH



Filters: Cost Center Name Not Equal To DoNotReport; Billing Period Equal To 201409All Meter CodesAll Group Names

elpaso

Energy CAP

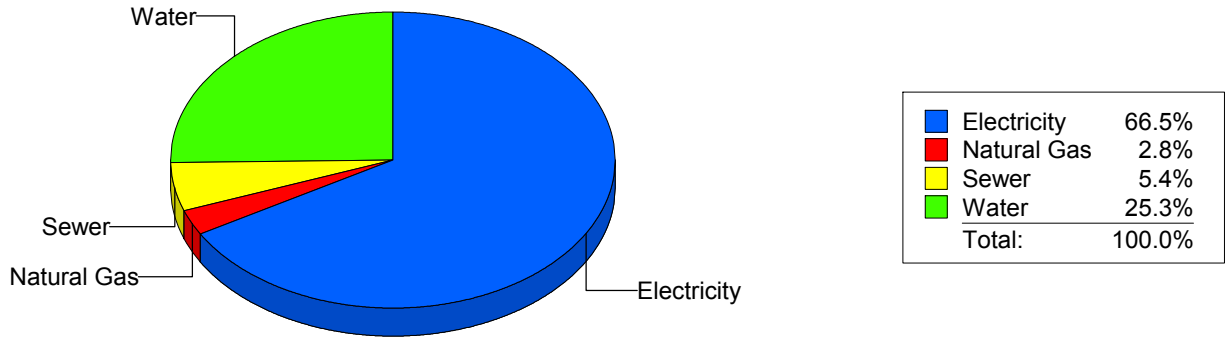
Cost Avoidance Program

Cost Summary Graph

Grouped by Energy Type

Energy Type	Use	Units	Meter Cost	Special Charges	Total Cost	Avg Unit Cost	% of Total Cost
Site: LEE ELEMENTARY - LEE ELEMENTARY							
Electricity	34,350	KWH	\$5,145.14	\$0.00	\$5,145.14	0.1498	66.54%
Natural Gas	235	CCF	\$215.01	\$0.00	\$215.01	0.9149	2.78%
Water	635	CCF	\$1,956.06	\$0.00	\$1,956.06	3.0804	25.30%
Sewer	97	CCF	\$416.60	\$0.00	\$416.60	4.2948	5.39%
Total Cost:			\$7,732.81	\$0.00	\$7,732.81		

For LEE ELEMENTARY



Filters: Cost Center Name Not Equal To DoNotReport; Billing Period Equal To 201409All Meter CodesAll Group Names

elpaso

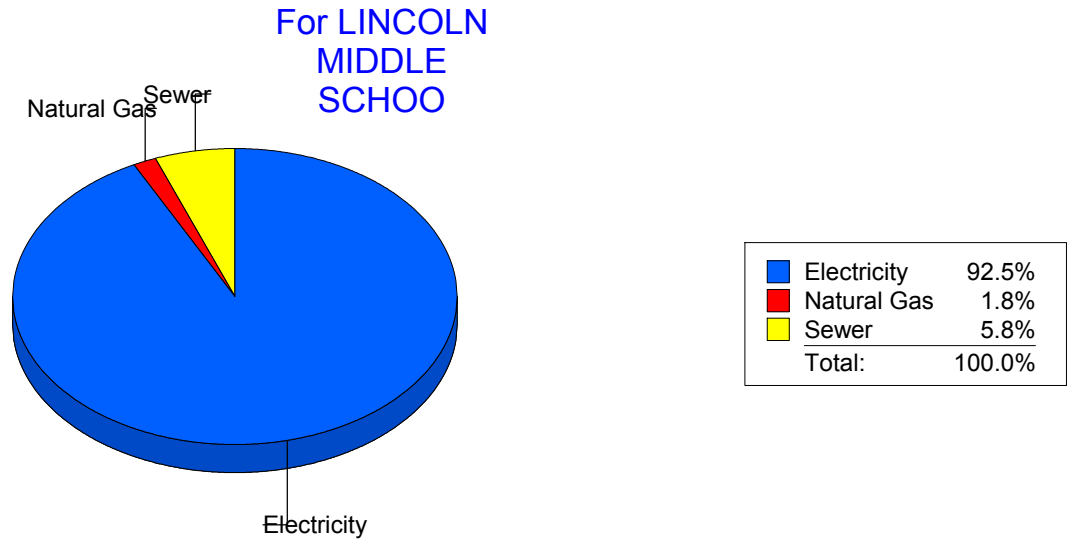
Energy CAP

Cost Avoidance Program

Cost Summary Graph

Grouped by Energy Type

Energy Type	Use	Units	Meter Cost	Special Charges	Total Cost	Avg Unit Cost	% of Total Cost
Site: LINCOLN MIDDLE SCHOO - LINCOLN MIDDLE SCHOO							
Electricity	138,850	KWH	\$16,802.39	\$0.00	\$16,802.39	0.1210	92.48%
Natural Gas	403	CCF	\$320.21	\$0.00	\$320.21	0.7946	1.76%
Sewer	650	CCF	\$1,045.83	\$0.00	\$1,045.83	1.6090	5.76%
Total Cost:			\$18,168.43	\$0.00	\$18,168.43		



Filters: Cost Center Name Not Equal To DoNotReport; Billing Period Equal To 201409All Meter CodesAll Group Names

el Paso

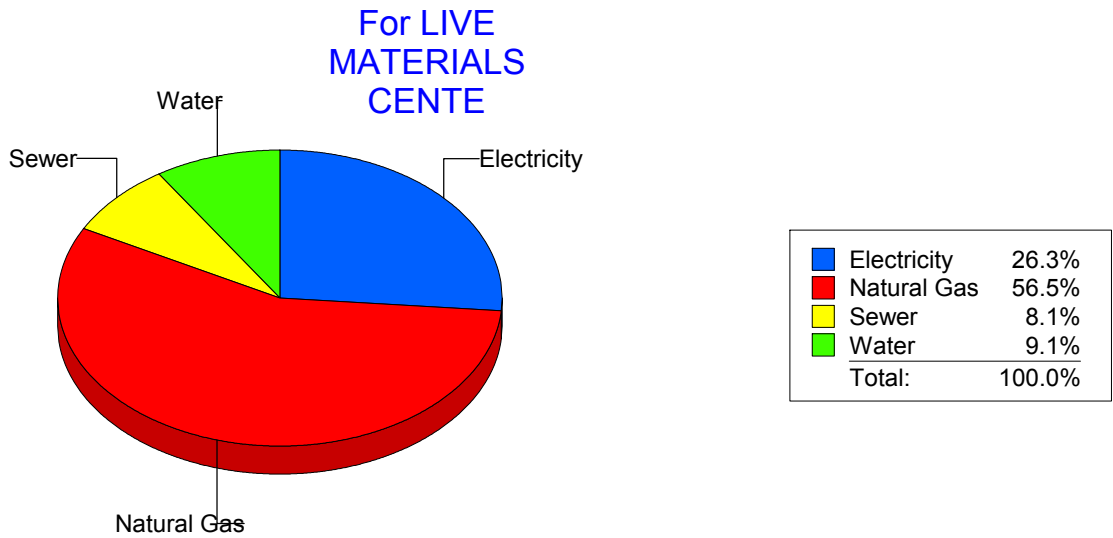
Energy CAP

Cost Avoidance Program

Cost Summary Graph

Grouped by Energy Type

Energy Type	Use	Units	Meter Cost	Special Charges	Total Cost	Avg Unit Cost	% of Total Cost
Site: LIVE MATERIALS CENTE - LIVE MATERIALS CENTE							
Electricity		479 KWH	\$75.96	\$0.00	\$75.96	0.1586	26.32%
Natural Gas		6 CCF	\$163.15	\$0.00	\$163.15	27.1917	56.53%
Water		2 CCF	\$26.26	\$0.00	\$26.26	13.1300	9.10%
Sewer		1 CCF	\$23.24	\$0.00	\$23.24	23.2400	8.05%
Total Cost:			\$288.61	\$0.00	\$288.61		



Filters: Cost Center Name Not Equal To DoNotReport; Billing Period Equal To 201409All Meter CodesAll Group Names

elpaso

Energy CAP

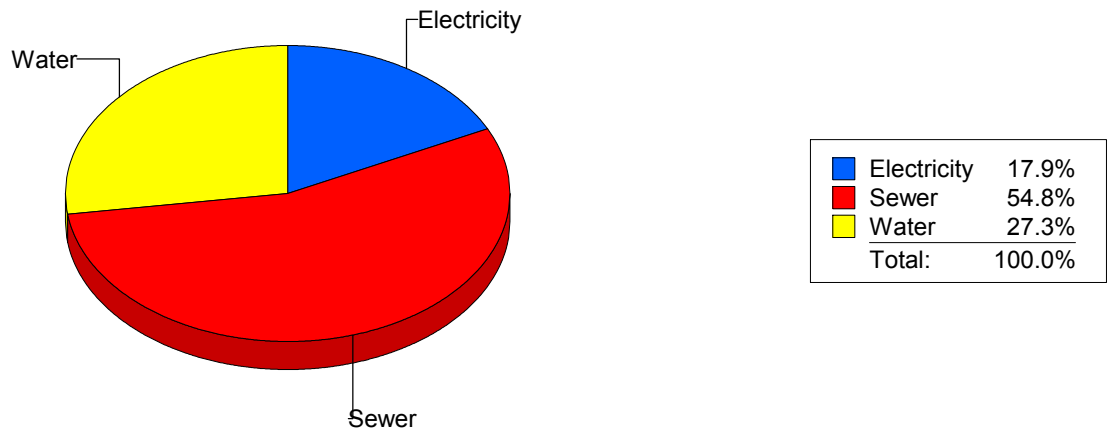
Cost Avoidance Program

Cost Summary Graph

Grouped by Energy Type

Energy Type	Use	Units	Meter Cost	Special Charges	Total Cost	Avg Unit Cost	% of Total Cost
Site: LOGAN ELEMENTARY - LOGAN ELEMENTARY							
Electricity		320 KWH	\$72.88	\$0.00	\$72.88	0.2278	17.88%
Water		28 CCF	\$111.41	\$0.00	\$111.41	3.9789	27.34%
Sewer		113 CCF	\$223.26	\$0.00	\$223.26	1.9758	54.78%
Total Cost:			\$407.55	\$0.00	\$407.55		

For LOGAN ELEMENTARY



Filters: Cost Center Name Not Equal To DoNotReport; Billing Period Equal To 201409All Meter CodesAll Group Names

elpaso

Energy CAP

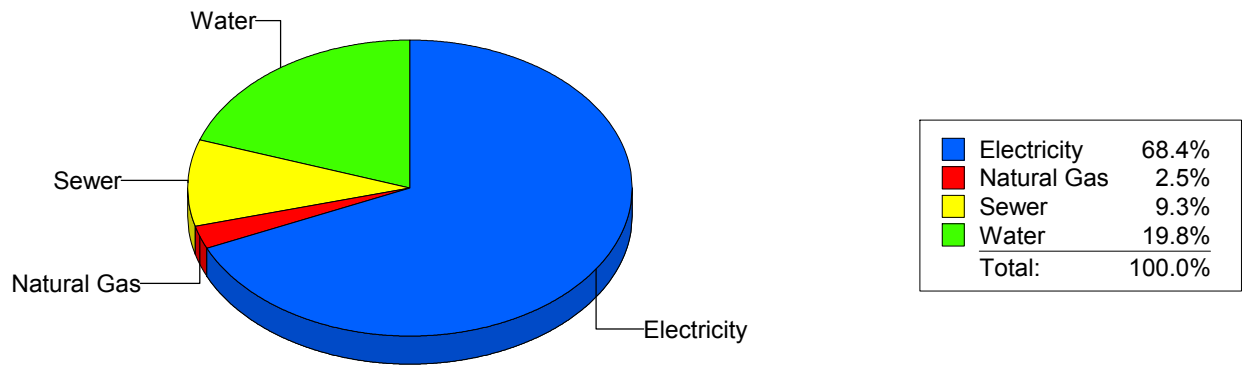
Cost Avoidance Program

Cost Summary Graph

Grouped by Energy Type

Energy Type	Use	Units	Meter Cost	Special Charges	Total Cost	Avg Unit Cost	% of Total Cost
Site: LUNDY - LUNDY							
Electricity	46,200	KWH	\$8,222.45	\$0.00	\$8,222.45	0.1780	68.45%
Natural Gas	257	CCF	\$302.77	\$0.00	\$302.77	1.1781	2.52%
Water	771	CCF	\$2,375.54	\$0.00	\$2,375.54	3.0811	19.77%
Sewer	640	CCF	\$1,112.43	\$0.00	\$1,112.43	1.7382	9.26%
Total Cost:			\$12,013.19	\$0.00	\$12,013.19		

For LUNDY



Filters: Cost Center Name Not Equal To DoNotReport; Billing Period Equal To 201409All Meter CodesAll Group Names

elpaso

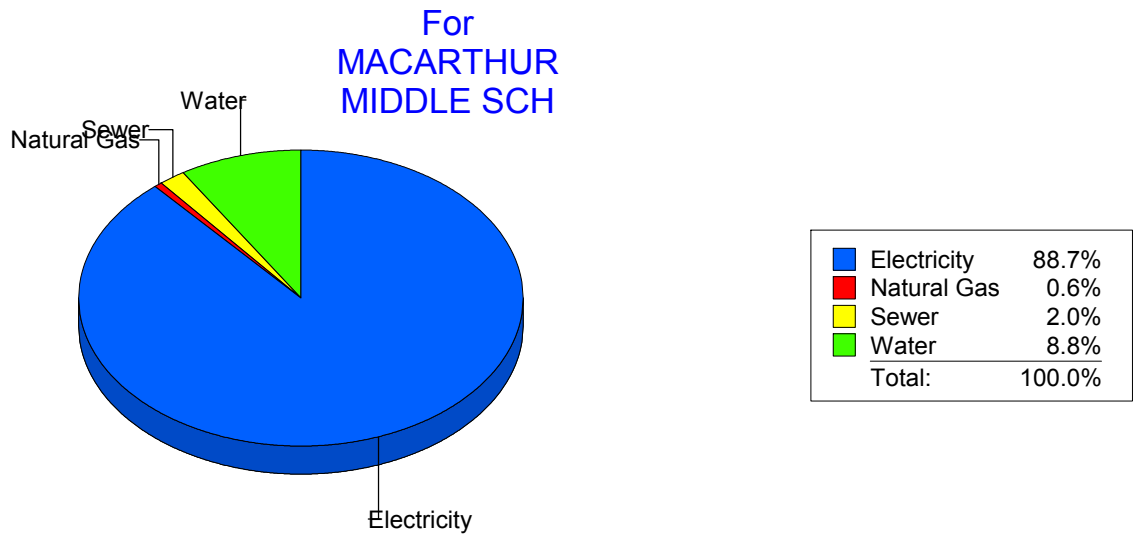
Energy CAP

Cost Avoidance Program

Cost Summary Graph

Grouped by Energy Type

Energy Type	Use	Units	Meter Cost	Special Charges	Total Cost	Avg Unit Cost	% of Total Cost
Site: MACARTHUR MIDDLE SCH - MACARTHUR MIDDLE SCH							
Electricity	120,440	KWH	\$15,210.47	\$0.00	\$15,210.47	0.1263	88.66%
Natural Gas	41	CCF	\$100.72	\$0.00	\$100.72	2.4566	0.59%
Water	412	CCF	\$1,509.40	\$0.00	\$1,509.40	3.6636	8.80%
Sewer	135	CCF	\$335.13	\$0.00	\$335.13	2.4824	1.95%
Total Cost:			\$17,155.72	\$0.00	\$17,155.72		



Filters: Cost Center Name Not Equal To DoNotReport; Billing Period Equal To 201409All Meter CodesAll Group Names

elpaso

Energy CAP

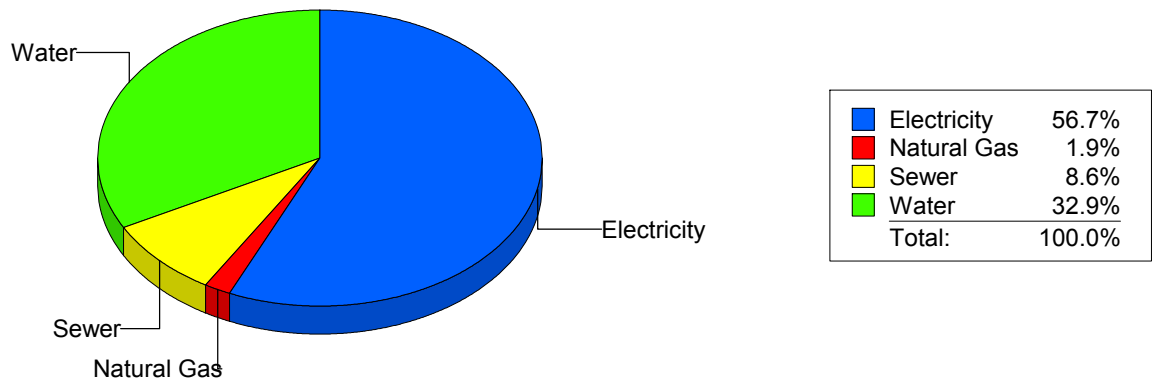
Cost Avoidance Program

Cost Summary Graph

Grouped by Energy Type

Energy Type	Use	Units	Meter Cost	Special Charges	Total Cost	Avg Unit Cost	% of Total Cost
Site: MAGOFFIN MIDDLE SCHO - MAGOFFIN MIDDLE SCHO							
Electricity	14,389	KWH	\$2,943.97	\$0.00	\$2,943.97	0.2046	56.68%
Natural Gas	34	CCF	\$97.65	\$0.00	\$97.65	2.8721	1.88%
Water	683	CCF	\$1,706.73	\$0.00	\$1,706.73	2.4989	32.86%
Sewer	157	CCF	\$445.89	\$0.00	\$445.89	2.8401	8.58%
Total Cost:			\$5,194.24	\$0.00	\$5,194.24		

For MAGOFFIN MIDDLE SCHO



Filters: Cost Center Name Not Equal To DoNotReport; Billing Period Equal To 201409All Meter CodesAll Group Names

el paso

Energy CAP

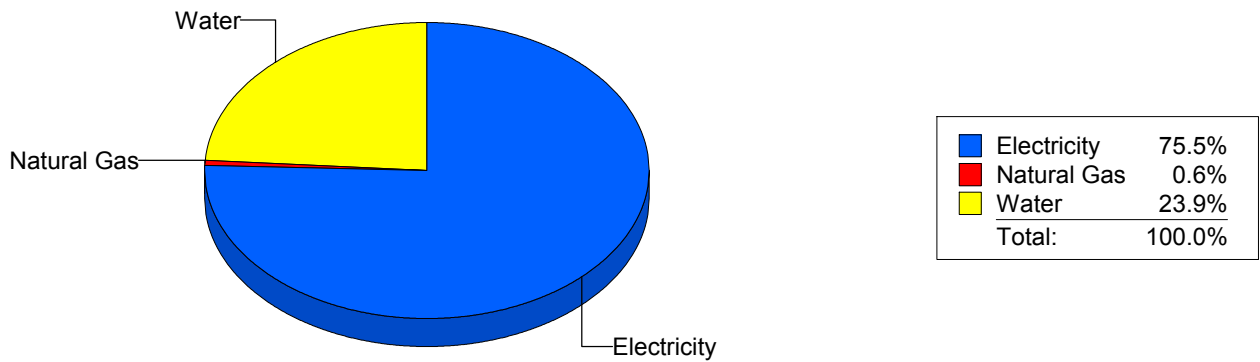
Cost Avoidance Program

Cost Summary Graph

Grouped by Energy Type

Energy Type	Use	Units	Meter Cost	Special Charges	Total Cost	Avg Unit Cost	% of Total Cost
Site: MAGOFFINMIDDLESCHOOLN047 - MAGOFFIN NEW MIDDLE SCHOOL							
Electricity	146,600	KWH	\$16,553.40	\$0.00	\$16,553.40	0.1129	75.49%
Natural Gas	104	CCF	\$132.98	\$0.00	\$132.98	1.2787	0.61%
Water	1,361	CCF	\$5,241.33	\$0.00	\$5,241.33	3.8511	23.90%
Total Cost:			\$21,927.71	\$0.00	\$21,927.71		

For MAGOFFIN
NEW MIDDLE
SCHOOL



Filters: Cost Center Name Not Equal To DoNotReport; Billing Period Equal To 201409All Meter CodesAll Group Names

elpaso

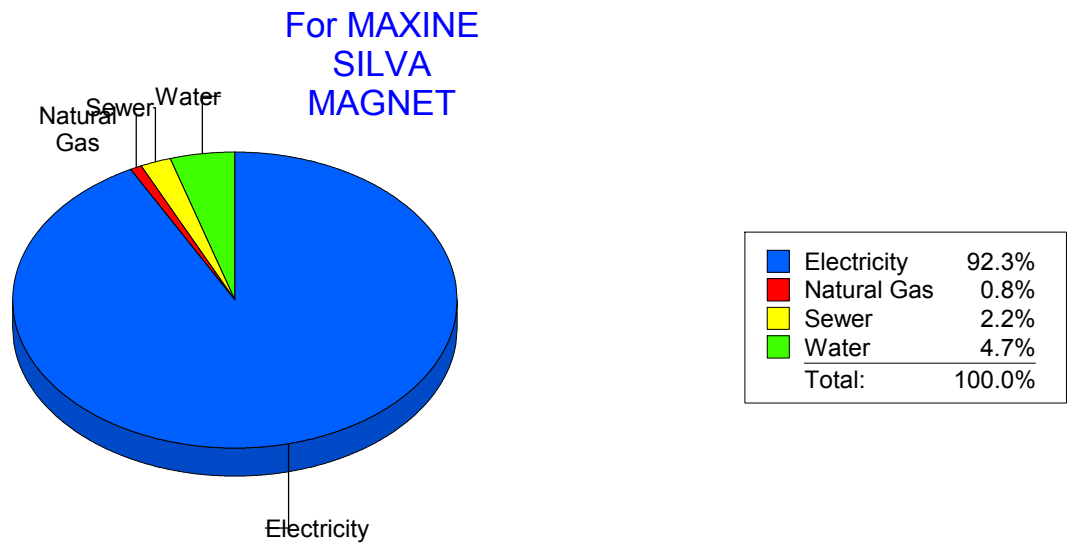
Energy CAP

Cost Avoidance Program

Cost Summary Graph

Grouped by Energy Type

Energy Type	Use	Units	Meter Cost	Special Charges	Total Cost	Avg Unit Cost	% of Total Cost
Site: MAXINE SILVA MAGNET - MAXINE SILVA MAGNET							
Electricity	89,700	KWH	\$10,572.42	\$0.00	\$10,572.42	0.1179	92.29%
Natural Gas	14	CCF	\$87.12	\$0.00	\$87.12	6.2229	0.76%
Water	179	CCF	\$539.99	\$0.00	\$539.99	3.0167	4.71%
Sewer	78	CCF	\$256.47	\$0.00	\$256.47	3.2881	2.24%
Total Cost:			\$11,456.00	\$0.00	\$11,456.00		



Filters: Cost Center Name Not Equal To DoNotReport; Billing Period Equal To 201409All Meter CodesAll Group Names

elpaso

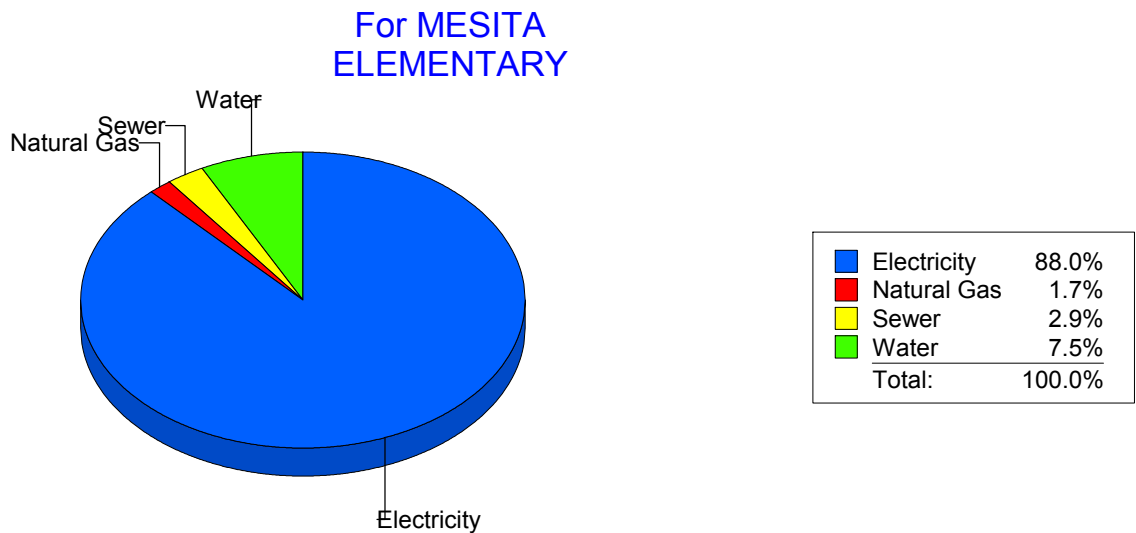
Energy CAP

Cost Avoidance Program

Cost Summary Graph

Grouped by Energy Type

Energy Type	Use	Units	Meter Cost	Special Charges	Total Cost	Avg Unit Cost	% of Total Cost
Site: MESITA ELEMENTARY - MESITA ELEMENTARY							
Electricity	116,160	KWH	\$14,291.26	\$0.00	\$14,291.26	0.1230	87.98%
Natural Gas	207	CCF	\$271.67	\$0.00	\$271.67	1.3124	1.67%
Water	301	CCF	\$1,213.92	\$0.00	\$1,213.92	4.0330	7.47%
Sewer	172	CCF	\$466.59	\$0.00	\$466.59	2.7127	2.87%
Total Cost:			\$16,243.44	\$0.00	\$16,243.44		



Filters: Cost Center Name Not Equal To DoNotReport; Billing Period Equal To 201409All Meter CodesAll Group Names

elpaso

Energy CAP

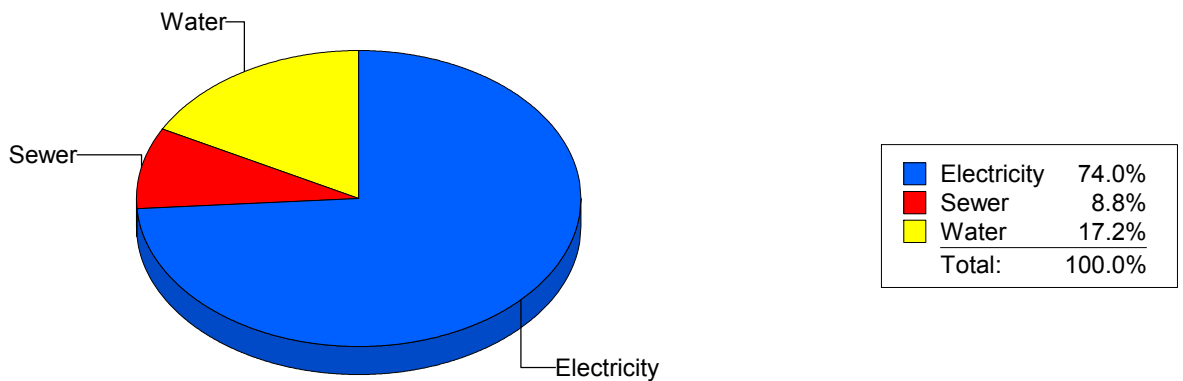
Cost Avoidance Program

Cost Summary Graph

Grouped by Energy Type

Energy Type	Use	Units	Meter Cost	Special Charges	Total Cost	Avg Unit Cost	% of Total Cost
Site: MILAM ELEMENTARY - MILAM ELEMENTARY							
Electricity	22,680	KWH	\$2,812.32	\$0.00	\$2,812.32	0.1240	74.00%
Water	270	CCF	\$654.11	\$0.00	\$654.11	2.4226	17.21%
Sewer	134	CCF	\$333.75	\$0.00	\$333.75	2.4907	8.78%
Total Cost:			\$3,800.18	\$0.00	\$3,800.18		

For MILAM ELEMENTARY



Filters: Cost Center Name Not Equal To DoNotReport; Billing Period Equal To 201409All Meter CodesAll Group Names

elpaso

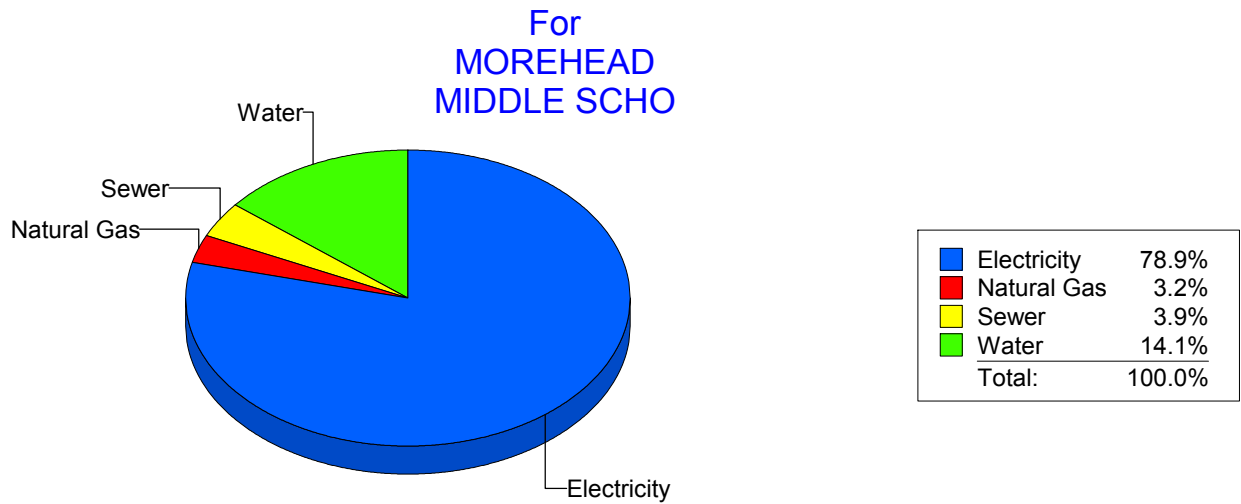
Energy CAP

Cost Avoidance Program

Cost Summary Graph

Grouped by Energy Type

Energy Type	Use	Units	Meter Cost	Special Charges	Total Cost	Avg Unit Cost	% of Total Cost
Site: MOREHEAD MIDDLE SCHO - MOREHEAD MIDDLE SCHO							
Electricity	109,219	KWH	\$12,874.04	\$0.00	\$12,874.04	0.1179	78.86%
Natural Gas	723	CCF	\$515.81	\$0.00	\$515.81	0.7134	3.16%
Water	1,622	CCF	\$2,297.76	\$0.00	\$2,297.76	1.4166	14.07%
Sewer	296	CCF	\$637.71	\$0.00	\$637.71	2.1544	3.91%
Total Cost:			\$16,325.32	\$0.00	\$16,325.32		



Filters: Cost Center Name Not Equal To DoNotReport; Billing Period Equal To 201409All Meter CodesAll Group Names

elpaso

Energy CAP

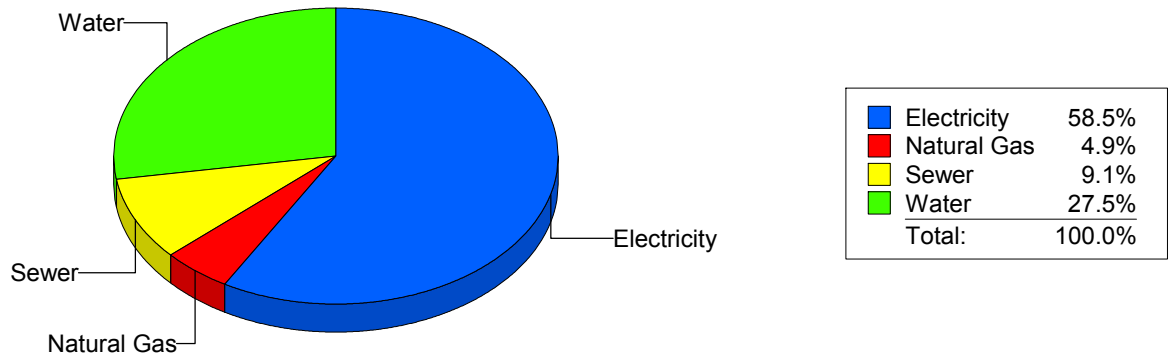
Cost Avoidance Program

Cost Summary Graph

Grouped by Energy Type

Energy Type	Use	Units	Meter Cost	Special Charges	Total Cost	Avg Unit Cost	% of Total Cost
Site: NEWMAN ELEMENTARY - NEWMAN ELEMENTARY							
Electricity	28,613	KWH	\$3,970.50	\$0.00	\$3,970.50	0.1388	58.47%
Natural Gas	168	CCF	\$333.21	\$0.00	\$333.21	1.9834	4.91%
Water	806	CCF	\$1,870.67	\$0.00	\$1,870.67	2.3209	27.55%
Sewer	359	CCF	\$616.25	\$0.00	\$616.25	1.7166	9.08%
Total Cost:			\$6,790.63	\$0.00	\$6,790.63		

For NEWMAN ELEMENTARY



Filters: Cost Center Name Not Equal To DoNotReport; Billing Period Equal To 201409All Meter CodesAll Group Names

elpaso

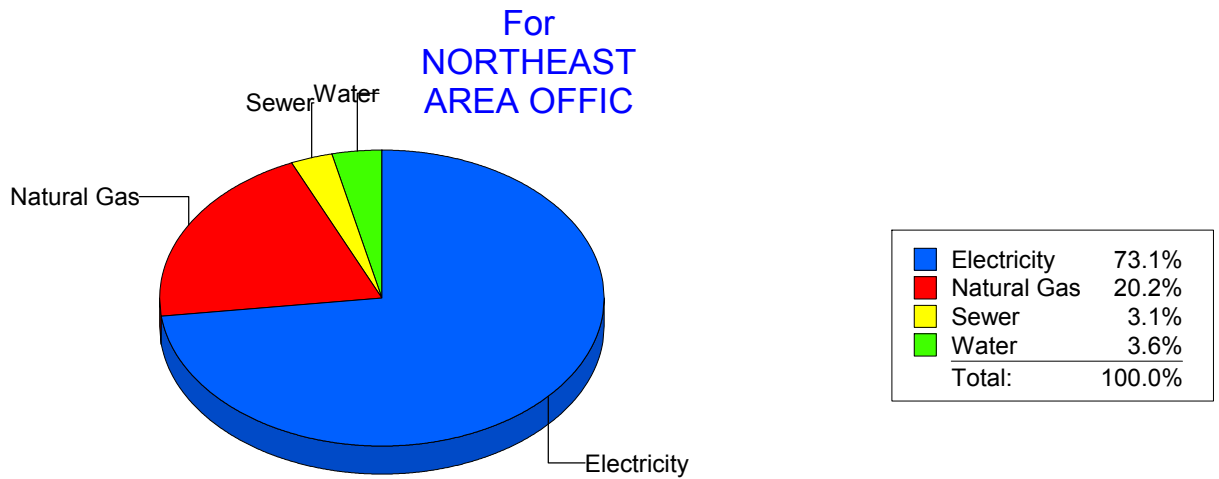
Energy CAP

Cost Avoidance Program

Cost Summary Graph

Grouped by Energy Type

Energy Type	Use	Units	Meter Cost	Special Charges	Total Cost	Avg Unit Cost	% of Total Cost
Site: NORTHEAST AREA OFFIC - NORTHEAST AREA OFFIC							
Electricity	7,680	KWH	\$1,177.00	\$0.00	\$1,177.00	0.1533	73.12%
Natural Gas	9	CCF	\$324.81	\$0.00	\$324.81	36.0900	20.18%
Water	7	CCF	\$57.20	\$0.00	\$57.20	8.1714	3.55%
Sewer	5	CCF	\$50.62	\$0.00	\$50.62	10.1240	3.14%
Total Cost:			\$1,609.63	\$0.00	\$1,609.63		



Filters: Cost Center Name Not Equal To DoNotReport; Billing Period Equal To 201409All Meter CodesAll Group Names

el paso

Energy CAP

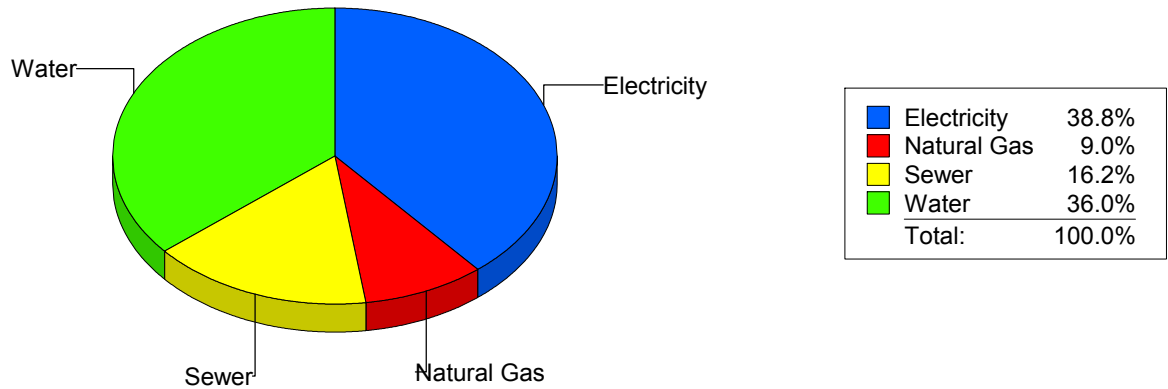
Cost Avoidance Program

Cost Summary Graph

Grouped by Energy Type

Energy Type	Use	Units	Meter Cost	Special Charges	Total Cost	Avg Unit Cost	% of Total Cost
Site: NORTHEAST AREA TRANS - NORTHEAST AREA TRANS							
Electricity	6,772	KWH	\$704.10	\$0.00	\$704.10	0.1040	38.79%
Natural Gas	6	CCF	\$163.15	\$0.00	\$163.15	27.1917	8.99%
Water	155	CCF	\$654.04	\$0.00	\$654.04	4.2196	36.03%
Sewer	47	CCF	\$294.09	\$0.00	\$294.09	6.2572	16.20%
Total Cost:			\$1,815.38	\$0.00	\$1,815.38		

For
NORTHEAST
AREA TRANS



Filters: Cost Center Name Not Equal To DoNotReport; Billing Period Equal To 201409All Meter CodesAll Group Names

elpaso

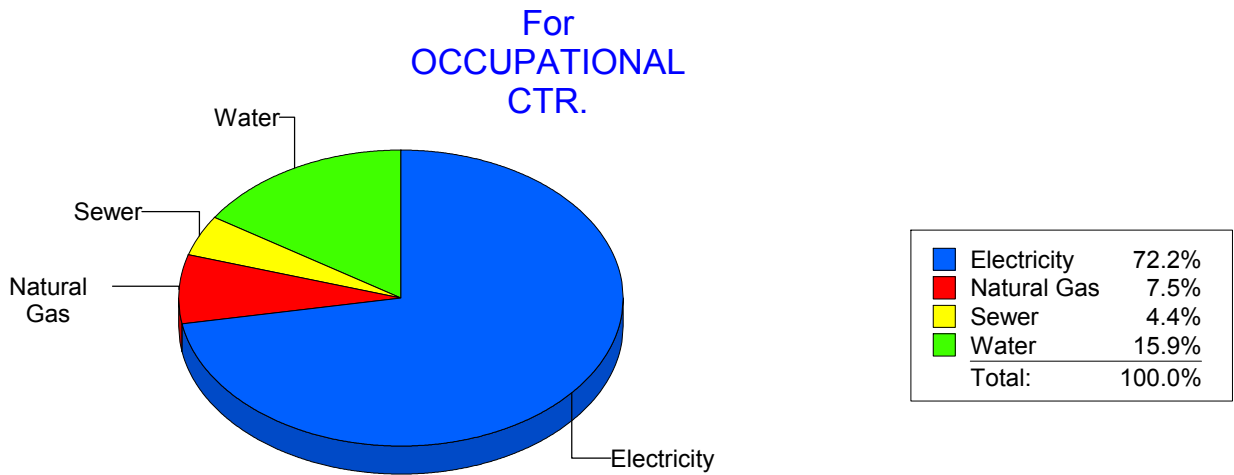
Energy CAP

Cost Avoidance Program

Cost Summary Graph

Grouped by Energy Type

Energy Type	Use	Units	Meter Cost	Special Charges	Total Cost	Avg Unit Cost	% of Total Cost
Site: OCCUPATIONAL CTR. - OCCUPATIONAL CTR.							
Electricity		7,100 KWH	\$1,056.41	\$0.00	\$1,056.41	0.1488	72.18%
Natural Gas		59 CCF	\$109.84	\$0.00	\$109.84	1.8617	7.50%
Water		42 CCF	\$232.83	\$0.00	\$232.83	5.5436	15.91%
Sewer		8 CCF	\$64.55	\$0.00	\$64.55	8.0688	4.41%
Total Cost:			\$1,463.63	\$0.00	\$1,463.63		



Filters: Cost Center Name Not Equal To DoNotReport; Billing Period Equal To 201409All Meter CodesAll Group Names

elpaso

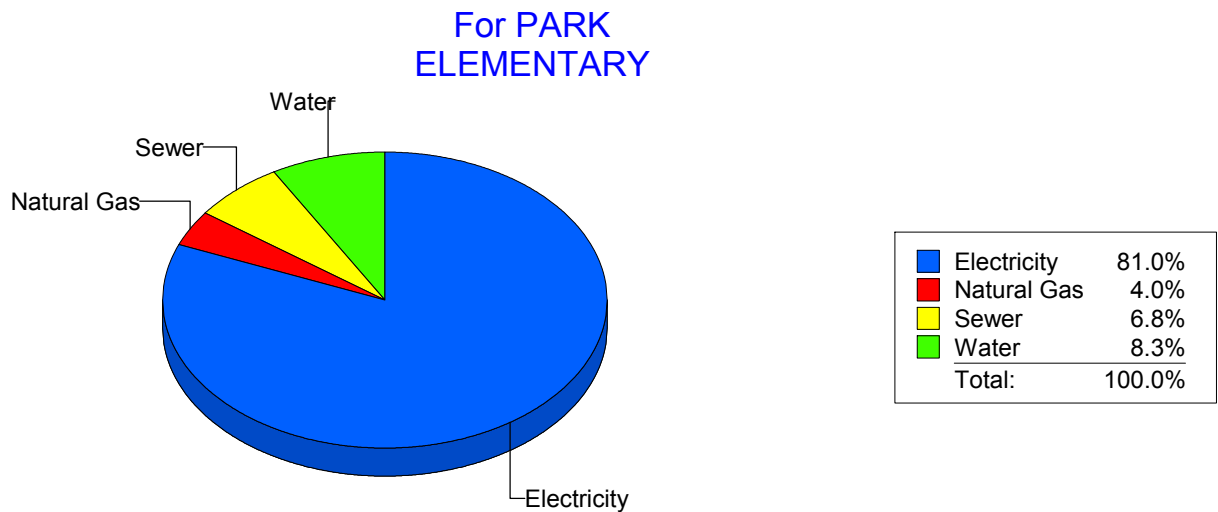
Energy CAP

Cost Avoidance Program

Cost Summary Graph

Grouped by Energy Type

Energy Type	Use	Units	Meter Cost	Special Charges	Total Cost	Avg Unit Cost	% of Total Cost
Site: PARK ELEMENTARY - PARK ELEMENTARY							
Electricity	33,927	KWH	\$4,623.79	\$0.00	\$4,623.79	0.1363	81.00%
Natural Gas	125	CCF	\$225.80	\$0.00	\$225.80	1.8064	3.96%
Water	181	CCF	\$472.06	\$0.00	\$472.06	2.6081	8.27%
Sewer	144	CCF	\$386.87	\$0.00	\$386.87	2.6866	6.78%
Total Cost:			\$5,708.52	\$0.00	\$5,708.52		



Filters: Cost Center Name Not Equal To DoNotReport; Billing Period Equal To 201409All Meter CodesAll Group Names

elpaso

Energy CAP

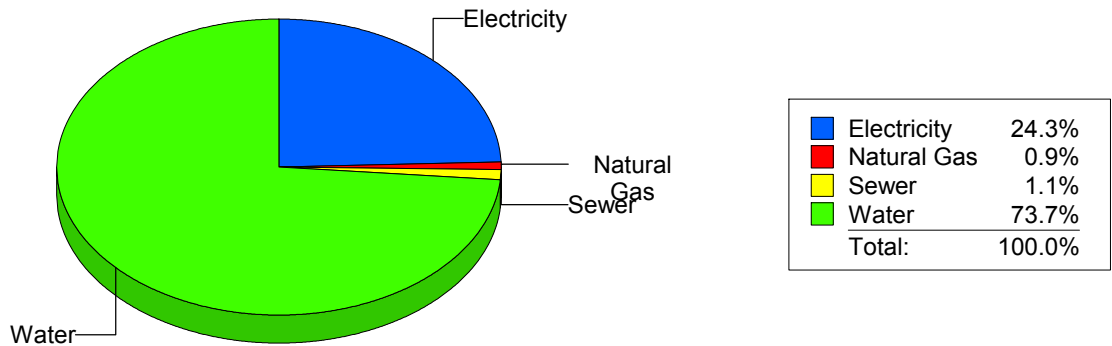
Cost Avoidance Program

Cost Summary Graph

Grouped by Energy Type

Energy Type	Use	Units	Meter Cost	Special Charges	Total Cost	Avg Unit Cost	% of Total Cost
Site: PAUL MORENO - PAUL MORENO							
Electricity	64,800	KWH	\$8,149.01	\$0.00	\$8,149.01	0.1258	24.34%
Natural Gas	228	CCF	\$290.69	\$0.00	\$290.69	1.2750	0.87%
Water	680	CCF	\$24,687.42	\$0.00	\$24,687.42	36.3050	73.72%
Sewer	114	CCF	\$359.66	\$0.00	\$359.66	3.1549	1.07%
Total Cost:			\$33,486.78	\$0.00	\$33,486.78		

For PAUL MORENO



Filters: Cost Center Name Not Equal To DoNotReport; Billing Period Equal To 201409All Meter CodesAll Group Names

elpaso

Energy CAP

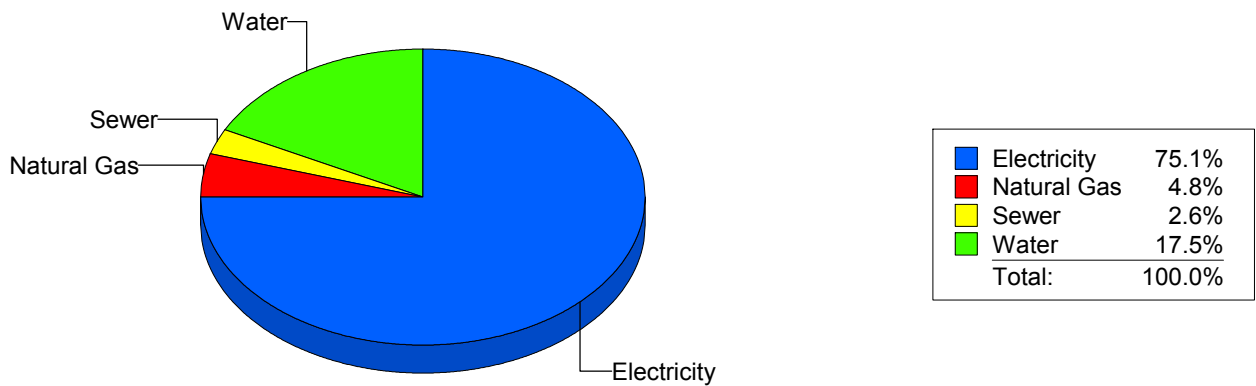
Cost Avoidance Program

Cost Summary Graph

Grouped by Energy Type

Energy Type	Use	Units	Meter Cost	Special Charges	Total Cost	Avg Unit Cost	% of Total Cost
Site: POLK ELEMENTARY - POLK ELEMENTARY							
Electricity	37,600	KWH	\$5,094.28	\$0.00	\$5,094.28	0.1355	75.09%
Natural Gas	280	CCF	\$323.26	\$0.00	\$323.26	1.1545	4.76%
Water	457	CCF	\$1,189.63	\$0.00	\$1,189.63	2.6031	17.54%
Sewer	177	CCF	\$177.00	\$0.00	\$177.00	1.0000	2.61%
Total Cost:			\$6,784.17	\$0.00	\$6,784.17		

For POLK ELEMENTARY



Filters: Cost Center Name Not Equal To DoNotReport; Billing Period Equal To 201409All Meter CodesAll Group Names

elpaso

Energy CAP

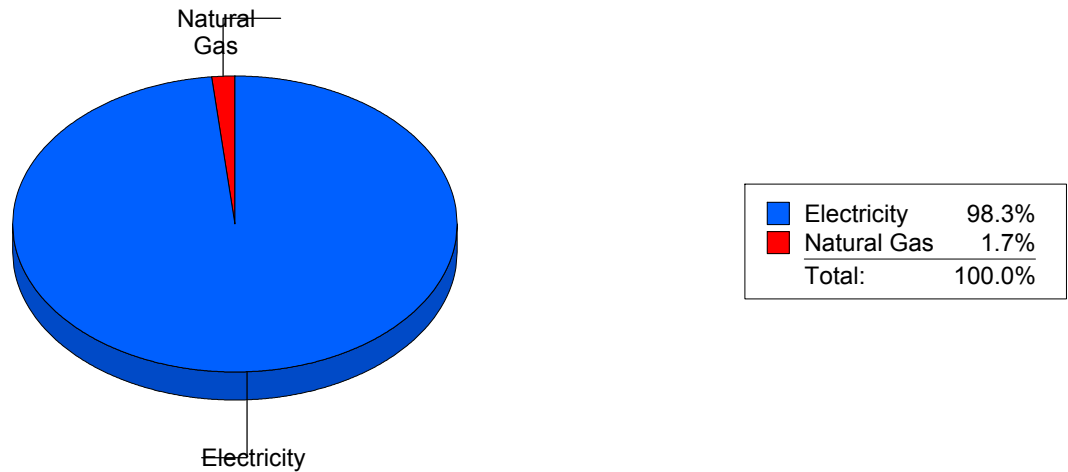
Cost Avoidance Program

Cost Summary Graph

Grouped by Energy Type

Energy Type	Use	Units	Meter Cost	Special Charges	Total Cost	Avg Unit Cost	% of Total Cost
Site: POWELL - POWELL							
Electricity	78,720	KWH	\$11,904.85	\$0.00	\$11,904.85	0.1512	98.29%
Natural Gas	222	CCF	\$206.89	\$0.00	\$206.89	0.9319	1.71%
Total Cost:			\$12,111.74	\$0.00	\$12,111.74		

For POWELL



Filters: Cost Center Name Not Equal To DoNotReport; Billing Period Equal To 201409All Meter CodesAll Group Names

elpaso

Energy CAP

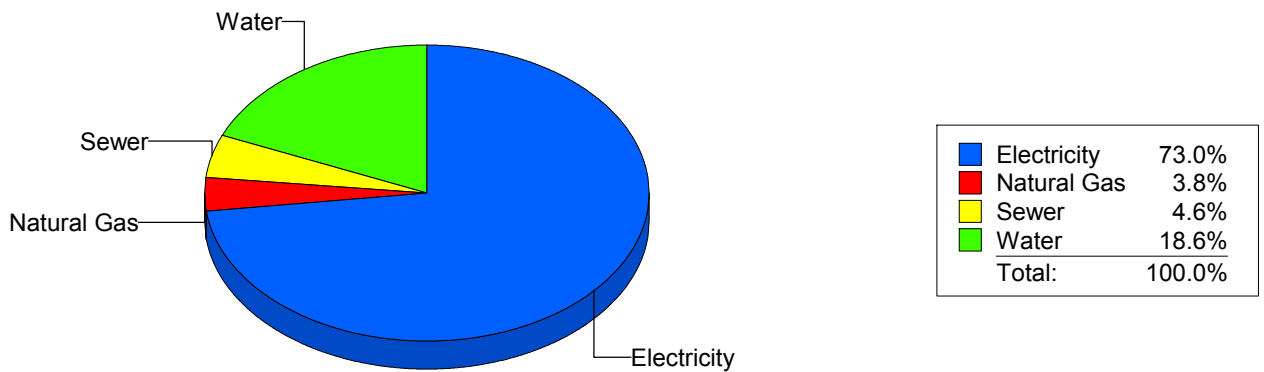
Cost Avoidance Program

Cost Summary Graph

Grouped by Energy Type

Energy Type	Use	Units	Meter Cost	Special Charges	Total Cost	Avg Unit Cost	% of Total Cost
Site: PUTNAM ELEMENTARY - PUTNAM ELEMENTARY							
Electricity	38,048	KWH	\$5,097.35	\$0.00	\$5,097.35	0.1340	73.01%
Natural Gas	184	CCF	\$263.14	\$0.00	\$263.14	1.4301	3.77%
Water	436	CCF	\$1,301.18	\$0.00	\$1,301.18	2.9844	18.64%
Sewer	175	CCF	\$320.15	\$0.00	\$320.15	1.8294	4.59%
Total Cost:			\$6,981.82	\$0.00	\$6,981.82		

For PUTNAM ELEMENTARY



Filters: Cost Center Name Not Equal To DoNotReport; Billing Period Equal To 201409All Meter CodesAll Group Names

elpaso

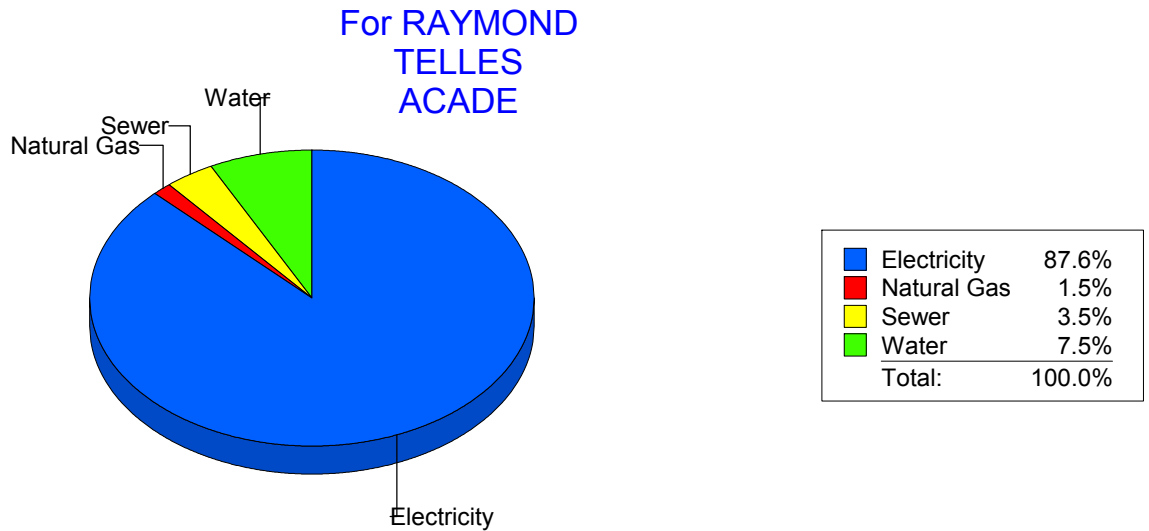
Energy CAP

Cost Avoidance Program

Cost Summary Graph

Grouped by Energy Type

Energy Type	Use	Units	Meter Cost	Special Charges	Total Cost	Avg Unit Cost	% of Total Cost
Site: RAYMOND TELLES ACADE - RAYMOND TELLES ACADE							
Electricity	4,780	KWH	\$5,728.36	\$0.00	\$5,728.36	1.1984	87.57%
Natural Gas	30	CCF	\$95.18	\$0.00	\$95.18	3.1727	1.46%
Water	144	CCF	\$491.75	\$0.00	\$491.75	3.4149	7.52%
Sewer	56	CCF	\$226.11	\$0.00	\$226.11	4.0377	3.46%
Total Cost:			\$6,541.40	\$0.00	\$6,541.40		



Filters: Cost Center Name Not Equal To DoNotReport; Billing Period Equal To 201409All Meter CodesAll Group Names

elpaso

Energy CAP

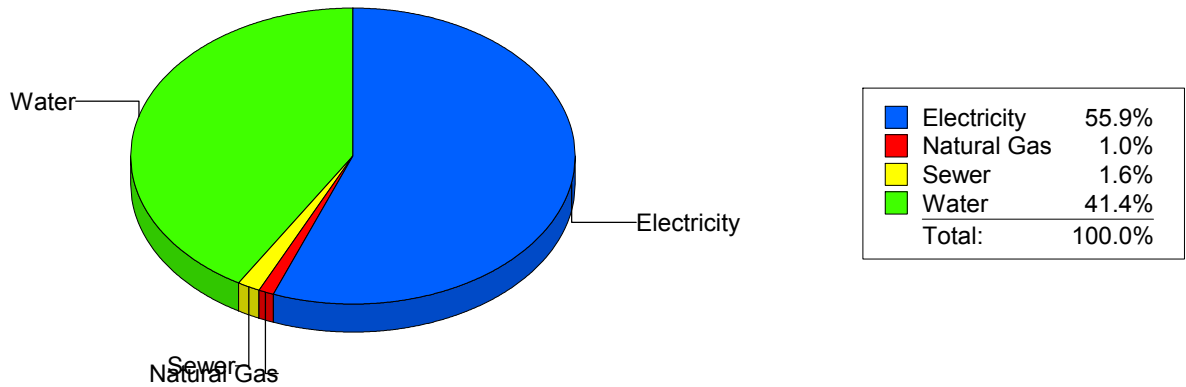
Cost Avoidance Program

Cost Summary Graph

Grouped by Energy Type

Energy Type	Use	Units	Meter Cost	Special Charges	Total Cost	Avg Unit Cost	% of Total Cost
Site: RICHARDSON MIDDLE - RICHARDSON MIDDLE							
Electricity	107,700	KWH	\$12,655.88	\$0.00	\$12,655.88	0.1175	55.94%
Natural Gas	260	CCF	\$230.66	\$0.00	\$230.66	0.8872	1.02%
Water	1,960	CCF	\$9,364.58	\$0.00	\$9,364.58	4.7778	41.40%
Sewer	161	CCF	\$371.01	\$0.00	\$371.01	2.3044	1.64%
Total Cost:			\$22,622.13	\$0.00	\$22,622.13		

For
RICHARDSON
MIDDLE



Filters: Cost Center Name Not Equal To DoNotReport; Billing Period Equal To 201409All Meter CodesAll Group Names

elpaso

Energy CAP

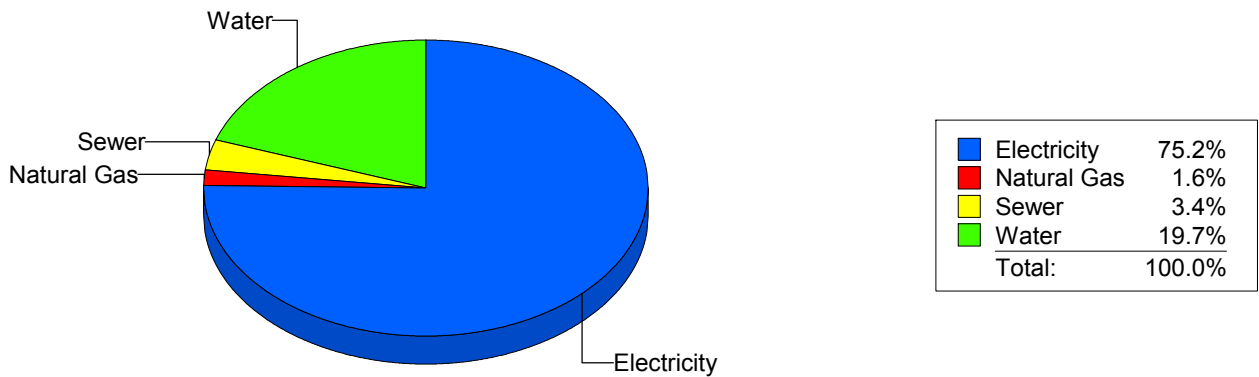
Cost Avoidance Program

Cost Summary Graph

Grouped by Energy Type

Energy Type	Use	Units	Meter Cost	Special Charges	Total Cost	Avg Unit Cost	% of Total Cost
Site: RIVERA ELEMENTARY - RIVERA ELEMENTARY							
Electricity	60,240	KWH	\$8,648.45	\$0.00	\$8,648.45	0.1436	75.25%
Natural Gas	193	CCF	\$188.71	\$0.00	\$188.71	0.9778	1.64%
Water	665	CCF	\$2,260.24	\$0.00	\$2,260.24	3.3989	19.67%
Sewer	179	CCF	\$395.85	\$0.00	\$395.85	2.2115	3.44%
Total Cost:			\$11,493.25	\$0.00	\$11,493.25		

For RIVERA ELEMENTARY



Filters: Cost Center Name Not Equal To DoNotReport; Billing Period Equal To 201409All Meter CodesAll Group Names

elpaso

Energy CAP

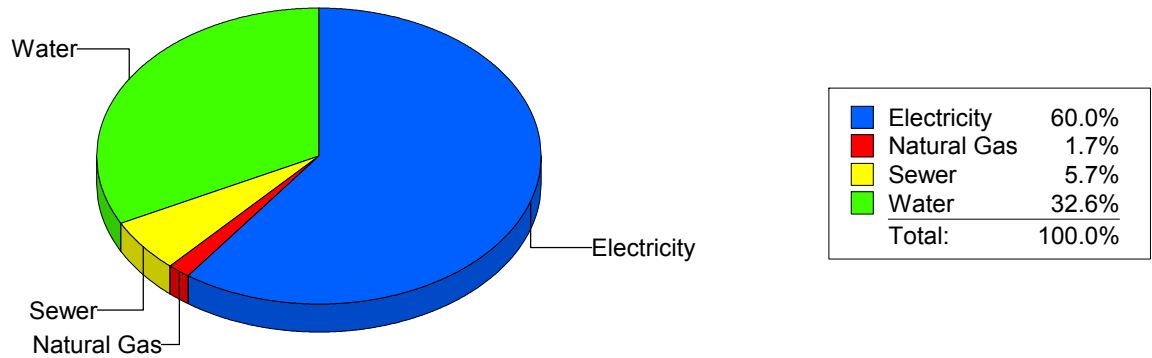
Cost Avoidance Program

Cost Summary Graph

Grouped by Energy Type

Energy Type	Use	Units	Meter Cost	Special Charges	Total Cost	Avg Unit Cost	% of Total Cost
Site: ROBERTS ELEMENTARY - ROBERTS ELEMENTARY							
Electricity	47,503	KWH	\$5,799.00	\$0.00	\$5,799.00	0.1221	59.96%
Natural Gas	10	CCF	\$165.17	\$0.00	\$165.17	16.5170	1.71%
Water	1,009	CCF	\$3,151.91	\$0.00	\$3,151.91	3.1238	32.59%
Sewer	287	CCF	\$555.82	\$0.00	\$555.82	1.9367	5.75%
Total Cost:			\$9,671.90	\$0.00	\$9,671.90		

For ROBERTS ELEMENTARY



Filters: Cost Center Name Not Equal To DoNotReport; Billing Period Equal To 201409All Meter CodesAll Group Names

elpaso

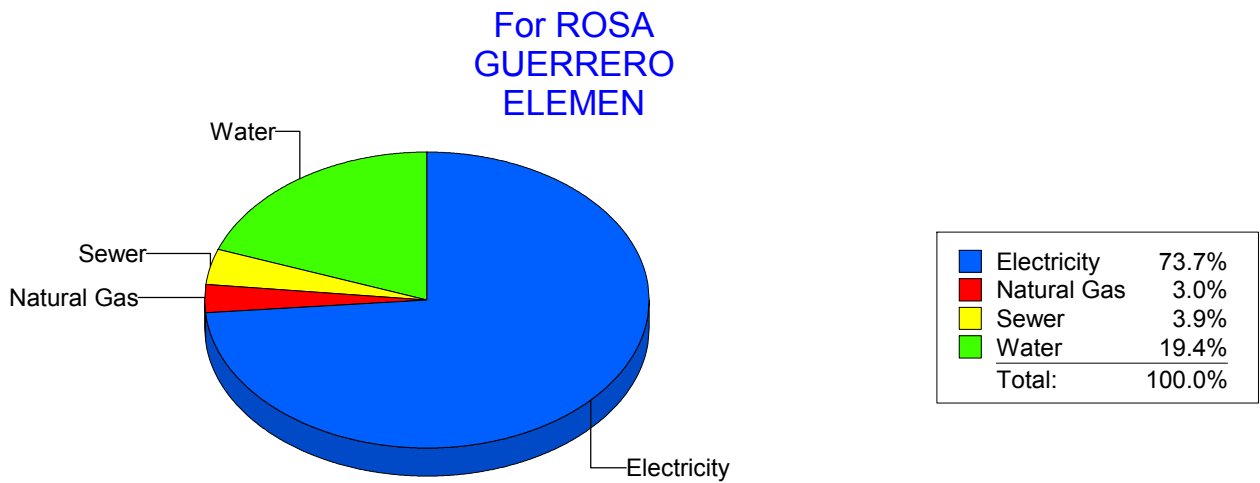
Energy CAP

Cost Avoidance Program

Cost Summary Graph

Grouped by Energy Type

Energy Type	Use	Units	Meter Cost	Special Charges	Total Cost	Avg Unit Cost	% of Total Cost
Site: ROSA GUERRERO ELEMEN - ROSA GUERRERO ELEMEN							
Electricity	50,680	KWH	\$6,619.81	\$0.00	\$6,619.81	0.1306	73.69%
Natural Gas	194	CCF	\$268.95	\$0.00	\$268.95	1.3863	2.99%
Water	871	CCF	\$1,745.09	\$0.00	\$1,745.09	2.0035	19.43%
Sewer	148	CCF	\$348.93	\$0.00	\$348.93	2.3576	3.88%
Total Cost:			\$8,982.78	\$0.00	\$8,982.78		



Filters: Cost Center Name Not Equal To DoNotReport; Billing Period Equal To 201409All Meter CodesAll Group Names

el Paso

Energy CAP

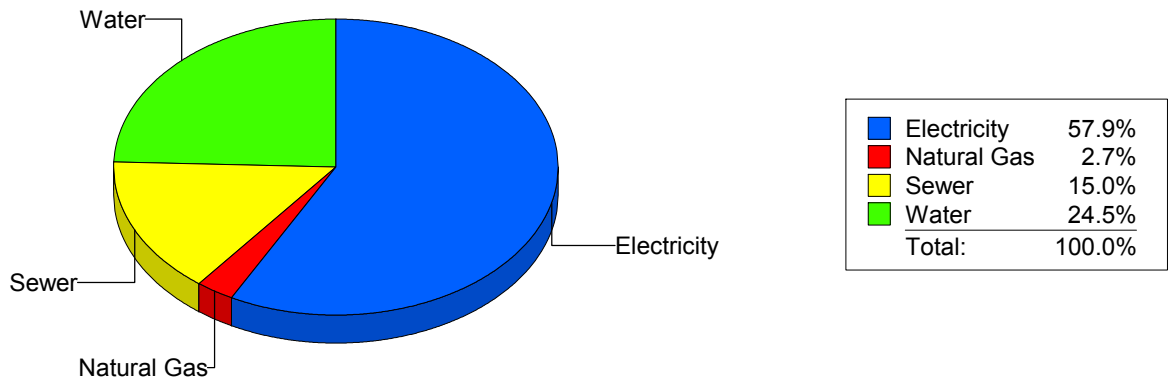
Cost Avoidance Program

Cost Summary Graph

Grouped by Energy Type

Energy Type	Use	Units	Meter Cost	Special Charges	Total Cost	Avg Unit Cost	% of Total Cost
Site: ROSS MIDDLE SCHOOL - ROSS MIDDLE SCHOOL							
Electricity	67,010	KWH	\$9,020.34	\$0.00	\$9,020.34	0.1346	57.85%
Natural Gas	563	CCF	\$419.03	\$0.00	\$419.03	0.7443	2.69%
Water	2,359	CCF	\$3,815.43	\$0.00	\$3,815.43	1.6174	24.47%
Sewer	1,586	CCF	\$2,337.51	\$0.00	\$2,337.51	1.4738	14.99%
Total Cost:			\$15,592.31	\$0.00	\$15,592.31		

For ROSS
MIDDLE
SCHOOL



Filters: Cost Center Name Not Equal To DoNotReport; Billing Period Equal To 201409All Meter CodesAll Group Names

elpaso

Energy CAP

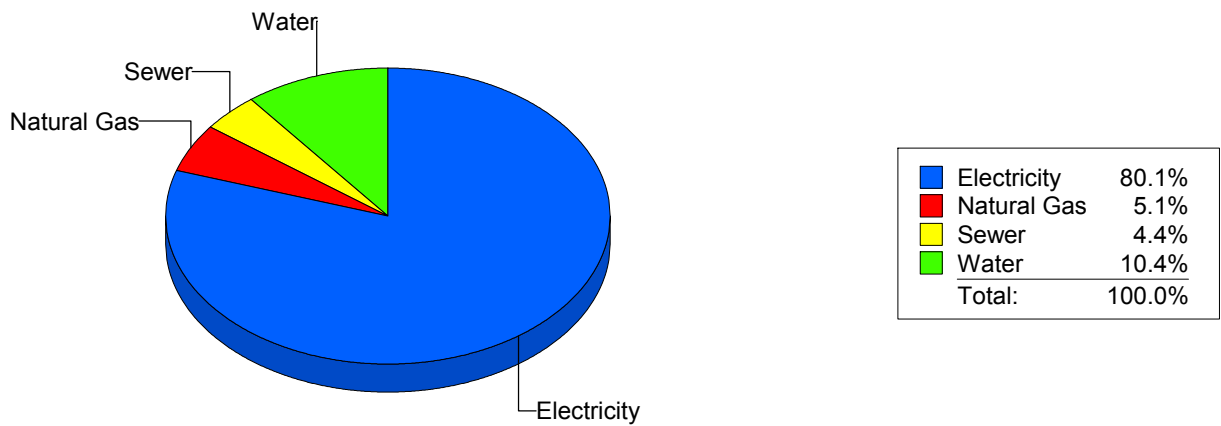
Cost Avoidance Program

Cost Summary Graph

Grouped by Energy Type

Energy Type	Use	Units	Meter Cost	Special Charges	Total Cost	Avg Unit Cost	% of Total Cost
Site: RUSK ELEMENTARY - RUSK ELEMENTARY							
Electricity	34,717	KWH	\$4,513.07	\$0.00	\$4,513.07	0.1300	80.05%
Natural Gas	100	CCF	\$290.11	\$0.00	\$290.11	2.9011	5.15%
Water	189	CCF	\$588.15	\$0.00	\$588.15	3.1119	10.43%
Sewer	73	CCF	\$246.31	\$0.00	\$246.31	3.3741	4.37%
Total Cost:			\$5,637.64	\$0.00	\$5,637.64		

For RUSK ELEMENTARY



Filters: Cost Center Name Not Equal To DoNotReport; Billing Period Equal To 201409All Meter CodesAll Group Names

el paso

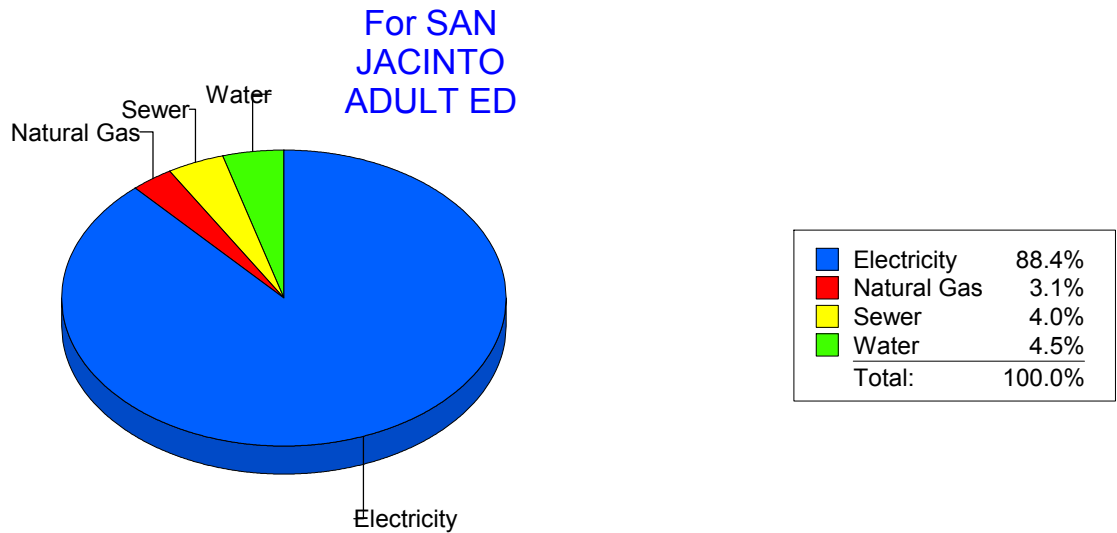
Energy CAP

Cost Avoidance Program

Cost Summary Graph

Grouped by Energy Type

Energy Type	Use	Units	Meter Cost	Special Charges	Total Cost	Avg Unit Cost	% of Total Cost
Site: SAN JACINTO ADULT ED - SAN JACINTO ADULT ED							
Electricity	15,800	KWH	\$2,295.43	\$0.00	\$2,295.43	0.1453	88.41%
Natural Gas	0	CCF	\$80.07	\$0.00	\$80.07	0.0000	3.08%
Water	32	CCF	\$117.65	\$0.00	\$117.65	3.6766	4.53%
Sewer	26	CCF	\$103.20	\$0.00	\$103.20	3.9692	3.97%
Total Cost:			\$2,596.35	\$0.00	\$2,596.35		



Filters: Cost Center Name Not Equal To DoNotReport; Billing Period Equal To 201409All Meter CodesAll Group Names

elpaso

Energy CAP

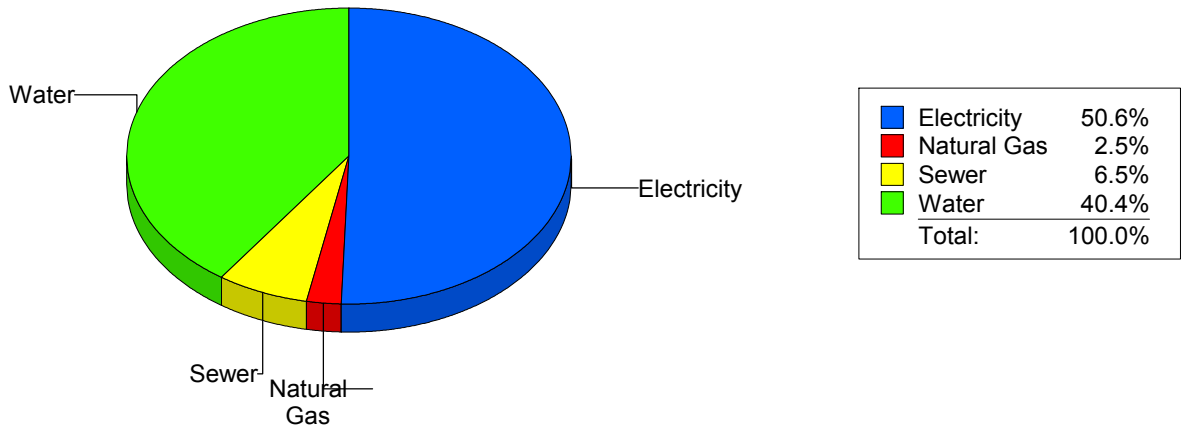
Cost Avoidance Program

Cost Summary Graph

Grouped by Energy Type

Energy Type	Use	Units	Meter Cost	Special Charges	Total Cost	Avg Unit Cost	% of Total Cost
Site: SCHUSTER ELEMENTARY - SCHUSTER ELEMENTARY							
Electricity	19,832	KWH	\$2,556.05	\$0.00	\$2,556.05	0.1289	50.61%
Natural Gas	89	CCF	\$124.92	\$0.00	\$124.92	1.4036	2.47%
Water	661	CCF	\$2,039.64	\$0.00	\$2,039.64	3.0857	40.39%
Sewer	190	CCF	\$329.52	\$0.00	\$329.52	1.7343	6.52%
Total Cost:			\$5,050.13	\$0.00	\$5,050.13		

For
SCHUSTER
ELEMENTARY



Filters: Cost Center Name Not Equal To DoNotReport; Billing Period Equal To 201409All Meter CodesAll Group Names

elpaso

Energy CAP

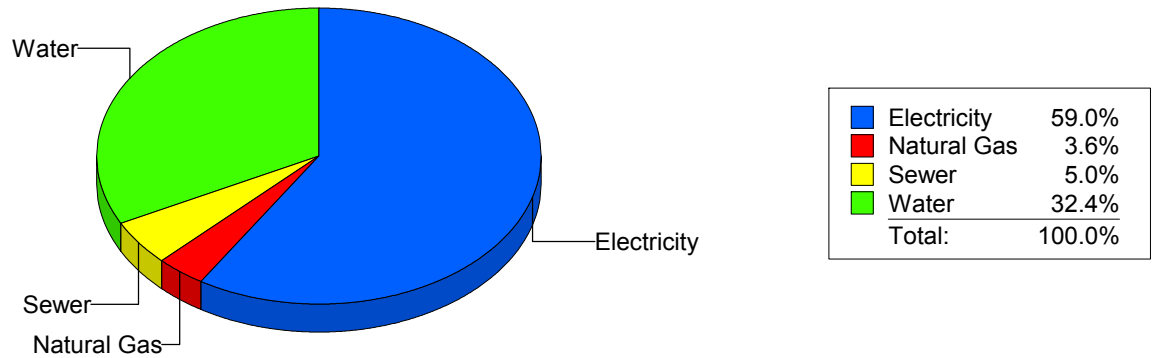
Cost Avoidance Program

Cost Summary Graph

Grouped by Energy Type

Energy Type	Use	Units	Meter Cost	Special Charges	Total Cost	Avg Unit Cost	% of Total Cost
Site: STANTON ELEMENTARY - STANTON ELEMENTARY							
Electricity	32,090	KWH	\$4,456.00	\$0.00	\$4,456.00	0.1389	59.00%
Natural Gas	199	CCF	\$272.62	\$0.00	\$272.62	1.3699	3.61%
Water	722	CCF	\$2,449.80	\$0.00	\$2,449.80	3.3931	32.43%
Sewer	184	CCF	\$374.75	\$0.00	\$374.75	2.0367	4.96%
Total Cost:			\$7,553.17	\$0.00	\$7,553.17		

For STANTON
ELEMENTARY



Filters: Cost Center Name Not Equal To DoNotReport; Billing Period Equal To 201409All Meter CodesAll Group Names

elpaso

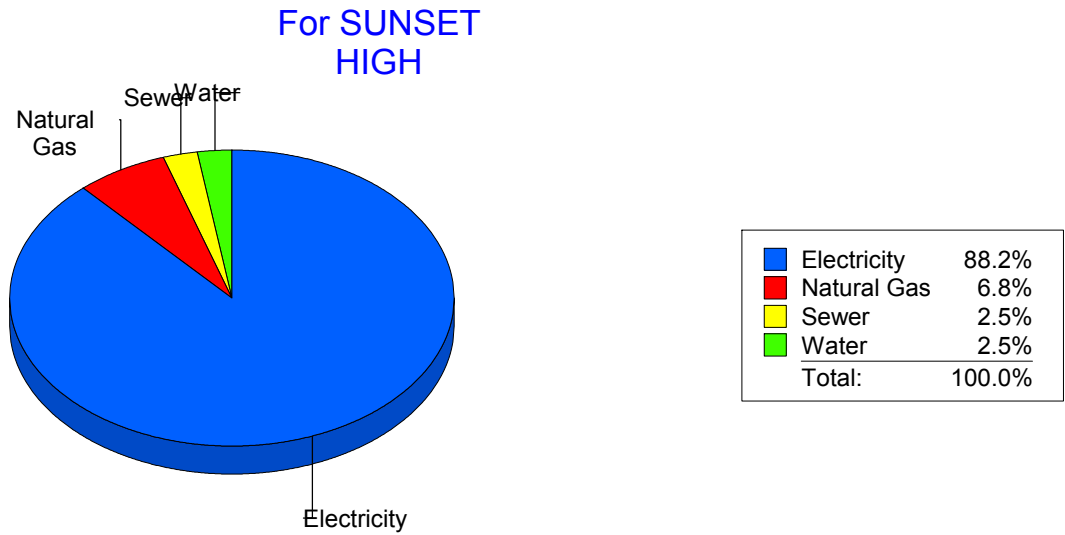
Energy CAP

Cost Avoidance Program

Cost Summary Graph

Grouped by Energy Type

Energy Type	Use	Units	Meter Cost	Special Charges	Total Cost	Avg Unit Cost	% of Total Cost
Site: SUNSET HIGH - SUNSET HIGH							
Electricity	25,040	KWH	\$3,041.08	\$0.00	\$3,041.08	0.1214	88.24%
Natural Gas	267	CCF	\$235.03	\$0.00	\$235.03	0.8803	6.82%
Water	11	CCF	\$84.89	\$0.00	\$84.89	7.7173	2.46%
Sewer	13	CCF	\$85.26	\$0.00	\$85.26	6.5585	2.47%
Total Cost:			\$3,446.26	\$0.00	\$3,446.26		



Filters: Cost Center Name Not Equal To DoNotReport; Billing Period Equal To 201409All Meter CodesAll Group Names

elpaso

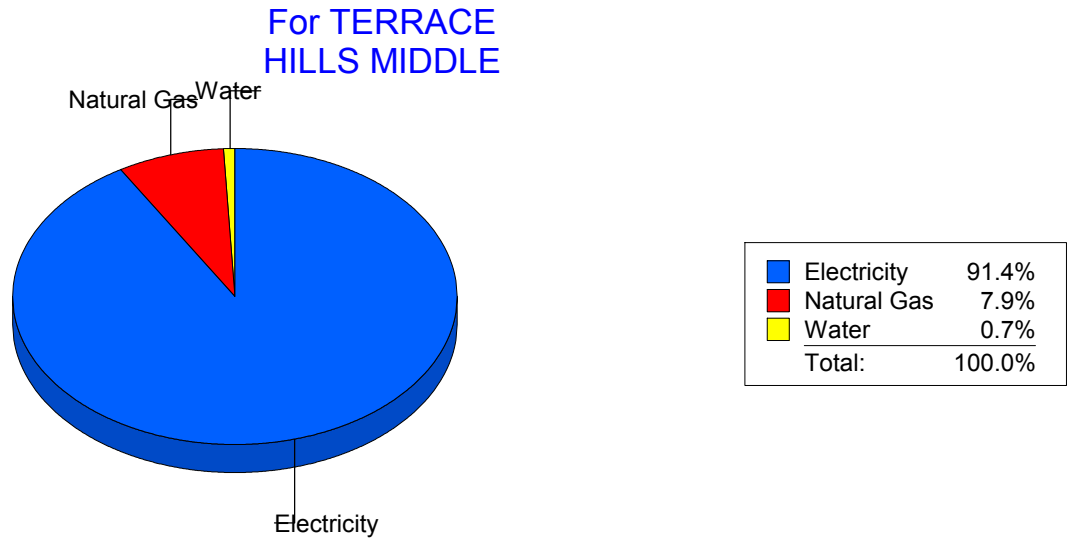
Energy CAP

Cost Avoidance Program

Cost Summary Graph

Grouped by Energy Type

Energy Type	Use	Units	Meter Cost	Special Charges	Total Cost	Avg Unit Cost	% of Total Cost
Site: TERRACE HILLS MIDDLE - TERRACE HILLS MIDDLE							
Electricity	40,800	KWH	\$5,044.71	\$0.00	\$5,044.71	0.1236	91.37%
Natural Gas	480	CCF	\$436.87	\$0.00	\$436.87	0.9101	7.91%
Water	0	CCF	\$39.32	\$0.00	\$39.32	0.0000	0.71%
Total Cost:			\$5,520.90	\$0.00	\$5,520.90		



Filters: Cost Center Name Not Equal To DoNotReport; Billing Period Equal To 201409All Meter CodesAll Group Names

elpaso

Energy CAP

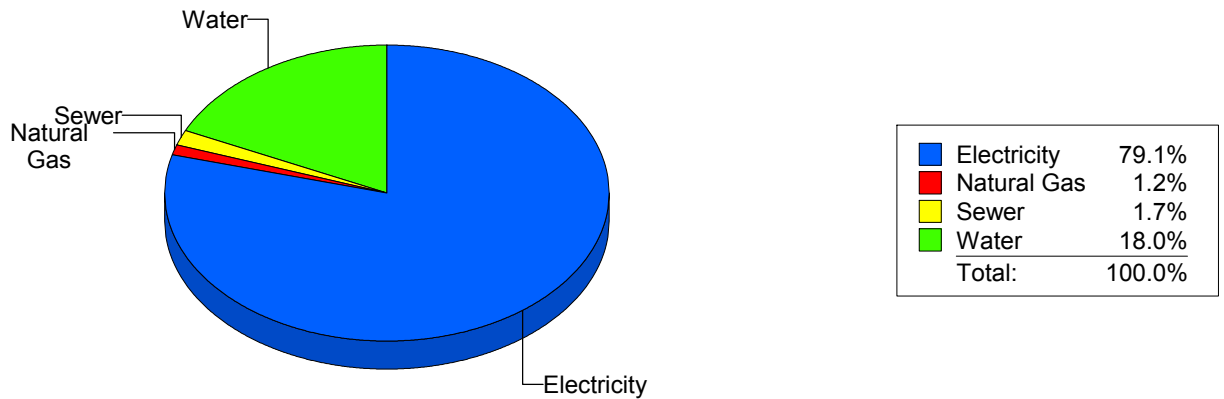
Cost Avoidance Program

Cost Summary Graph

Grouped by Energy Type

Energy Type	Use	Units	Meter Cost	Special Charges	Total Cost	Avg Unit Cost	% of Total Cost
Site: TIPPIN - TIPPIN ELEMENTARY							
Electricity	105,720	KWH	\$13,402.56	\$0.00	\$13,402.56	0.1268	79.14%
Natural Gas	214	CCF	\$201.97	\$0.00	\$201.97	0.9438	1.19%
Water	666	CCF	\$3,047.18	\$0.00	\$3,047.18	4.5753	17.99%
Sewer	97	CCF	\$282.69	\$0.00	\$282.69	2.9143	1.67%
Total Cost:			\$16,934.40	\$0.00	\$16,934.40		

For TIPPIN ELEMENTARY



Filters: Cost Center Name Not Equal To DoNotReport; Billing Period Equal To 201409All Meter CodesAll Group Names

elpaso

Energy CAP

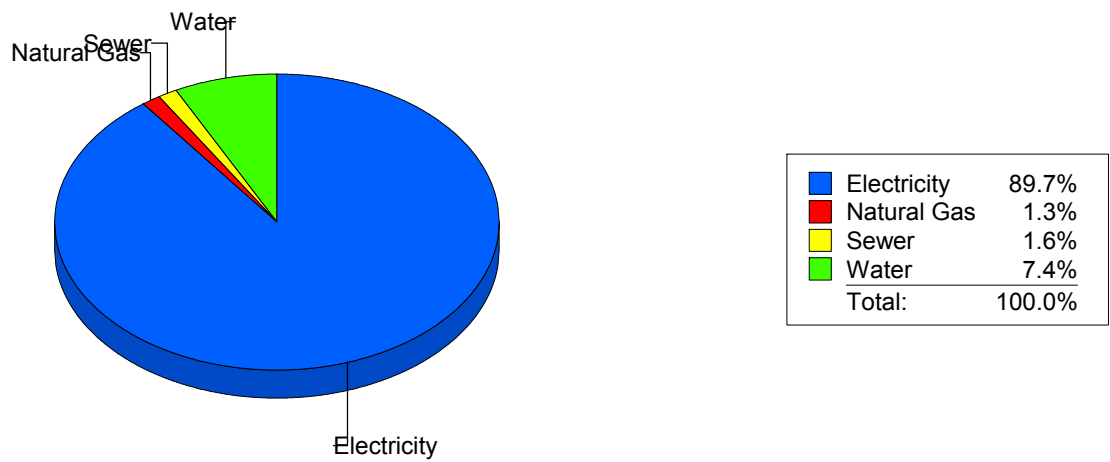
Cost Avoidance Program

Cost Summary Graph

Grouped by Energy Type

Energy Type	Use	Units	Meter Cost	Special Charges	Total Cost	Avg Unit Cost	% of Total Cost
Site: TOMLEA - TOM LEA							
Electricity	107,880	KWH	\$14,700.05	\$0.00	\$14,700.05	0.1363	89.73%
Natural Gas	219	CCF	\$205.00	\$0.00	\$205.00	0.9361	1.25%
Water	347	CCF	\$1,217.48	\$0.00	\$1,217.48	3.5086	7.43%
Sewer	81	CCF	\$260.61	\$0.00	\$260.61	3.2174	1.59%
Total Cost:			\$16,383.14	\$0.00	\$16,383.14		

For TOM LEA



Filters: Cost Center Name Not Equal To DoNotReport; Billing Period Equal To 201409All Meter CodesAll Group Names

elpaso

Energy CAP

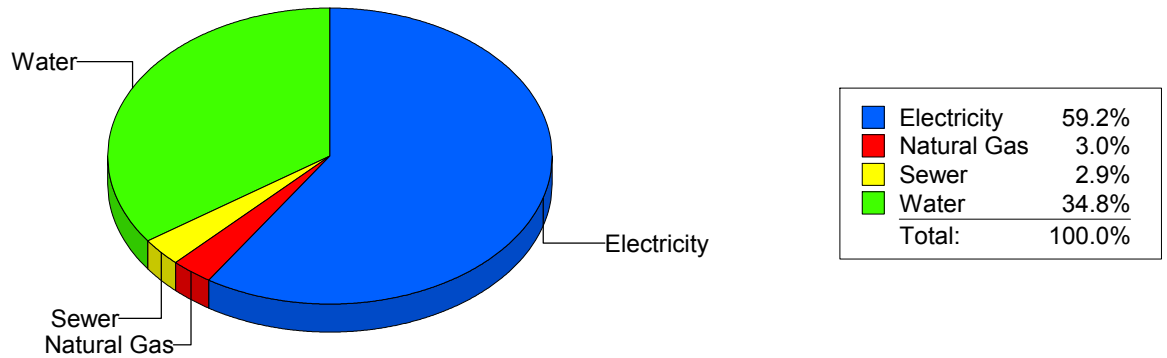
Cost Avoidance Program

Cost Summary Graph

Grouped by Energy Type

Energy Type	Use	Units	Meter Cost	Special Charges	Total Cost	Avg Unit Cost	% of Total Cost
Site: TRAVIS ELEMENTARY SC - TRAVIS ELEMENTARY SC							
Electricity	35,163	KWH	\$4,333.68	\$0.00	\$4,333.68	0.1232	59.25%
Natural Gas	117	CCF	\$221.18	\$0.00	\$221.18	1.8904	3.02%
Water	584	CCF	\$2,548.04	\$0.00	\$2,548.04	4.3631	34.83%
Sewer	66	CCF	\$211.91	\$0.00	\$211.91	3.2108	2.90%
Total Cost:			\$7,314.81	\$0.00	\$7,314.81		

For TRAVIS
ELEMENTARY
SC



Filters: Cost Center Name Not Equal To DoNotReport; Billing Period Equal To 201409All Meter CodesAll Group Names

elpaso

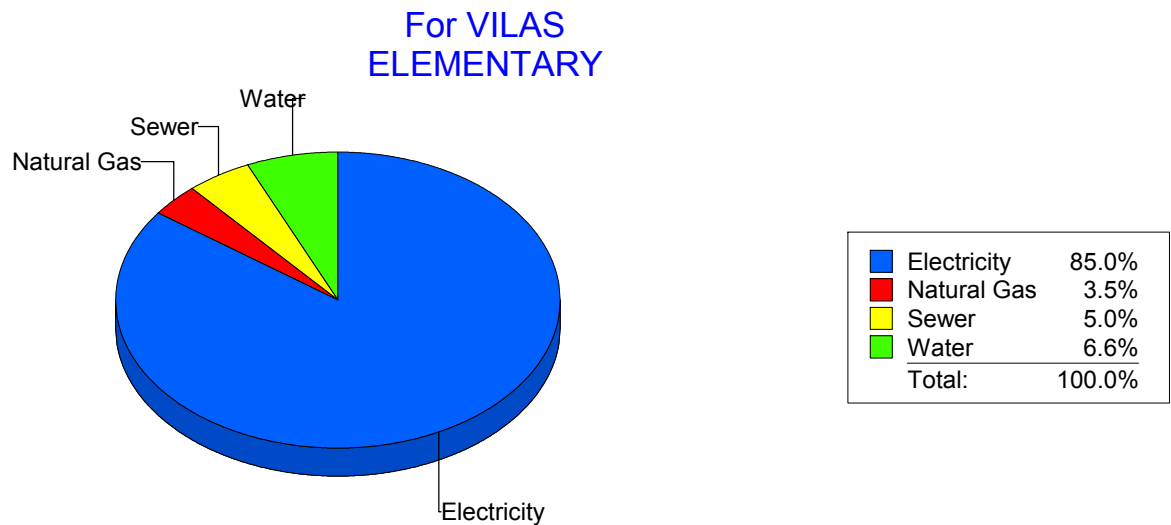
Energy CAP

Cost Avoidance Program

Cost Summary Graph

Grouped by Energy Type

Energy Type	Use	Units	Meter Cost	Special Charges	Total Cost	Avg Unit Cost	% of Total Cost
Site: VILAS ELEMENTARY - VILAS ELEMENTARY							
Electricity	51,670	KWH	\$7,310.77	\$0.00	\$7,310.77	0.1415	85.02%
Natural Gas	111	CCF	\$297.50	\$0.00	\$297.50	2.6802	3.46%
Water	147	CCF	\$564.37	\$0.00	\$564.37	3.8393	6.56%
Sewer	114	CCF	\$426.60	\$0.00	\$426.60	3.7421	4.96%
Total Cost:			\$8,599.24	\$0.00	\$8,599.24		



Filters: Cost Center Name Not Equal To DoNotReport; Billing Period Equal To 201409All Meter CodesAll Group Names

elpaso

Energy CAP

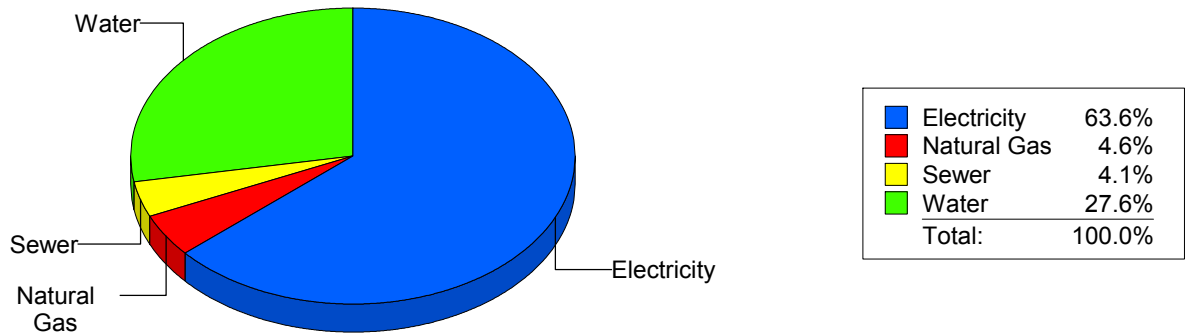
Cost Avoidance Program

Cost Summary Graph

Grouped by Energy Type

Energy Type	Use	Units	Meter Cost	Special Charges	Total Cost	Avg Unit Cost	% of Total Cost
Site: WAINWRIGHT ELEMENTAR - WAINWRIGHT ELEMENTAR							
Electricity	23,738	KWH	\$2,750.10	\$0.00	\$2,750.10	0.1159	63.60%
Natural Gas	79	CCF	\$199.97	\$0.00	\$199.97	2.5313	4.62%
Water	250	CCF	\$1,195.38	\$0.00	\$1,195.38	4.7815	27.64%
Sewer	32	CCF	\$178.80	\$0.00	\$178.80	5.5875	4.13%
Total Cost:			\$4,324.25	\$0.00	\$4,324.25		

For
WAINWRIGHT
ELEMENTAR



Filters: Cost Center Name Not Equal To DoNotReport; Billing Period Equal To 201409All Meter CodesAll Group Names

elpaso

Energy CAP

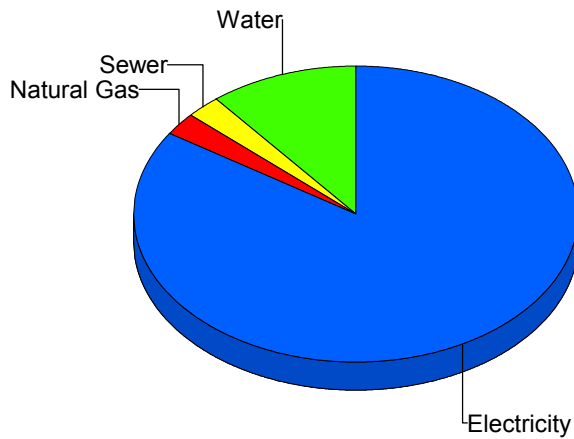
Cost Avoidance Program

Cost Summary Graph

Grouped by Energy Type

Energy Type	Use	Units	Meter Cost	Special Charges	Total Cost	Avg Unit Cost	% of Total Cost
Site: WESTERN HILLS ELEMEN - WESTERN HILLS ELEMEN							
Electricity	74,640	KWH	\$10,215.52	\$0.00	\$10,215.52	0.1369	84.11%
Natural Gas	297	CCF	\$297.66	\$0.00	\$297.66	1.0022	2.45%
Water	425	CCF	\$1,307.12	\$0.00	\$1,307.12	3.0756	10.76%
Sewer	69	CCF	\$324.45	\$0.00	\$324.45	4.7022	2.67%
Total Cost:			\$12,144.75	\$0.00	\$12,144.75		

For WESTERN HILLS ELEMEN



Electricity	84.1%
Natural Gas	2.5%
Sewer	2.7%
Water	10.8%
Total:	100.0%

Filters: Cost Center Name Not Equal To DoNotReport; Billing Period Equal To 201409All Meter CodesAll Group Names

el Paso

Energy CAP

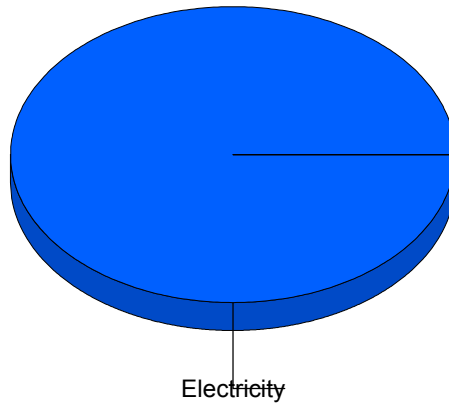
Cost Avoidance Program

Cost Summary Graph

Grouped by Energy Type

Energy Type	Use	Units	Meter Cost	Special Charges	Total Cost	Avg Unit Cost	% of Total Cost
Site: WESTSIDE TRANSPORTAT - WESTSIDE TRANSPORTAT							
Electricity	2,877	KWH	\$389.61	\$0.00	\$389.61	0.1354	100.00%
Total Cost:			\$389.61	\$0.00	\$389.61		

For WESTSIDE TRANSPORTAT



■ Electricity	100.0%
Total:	100.0%

Filters: Cost Center Name Not Equal To DoNotReport; Billing Period Equal To 201409All Meter CodesAll Group Names

elpaso

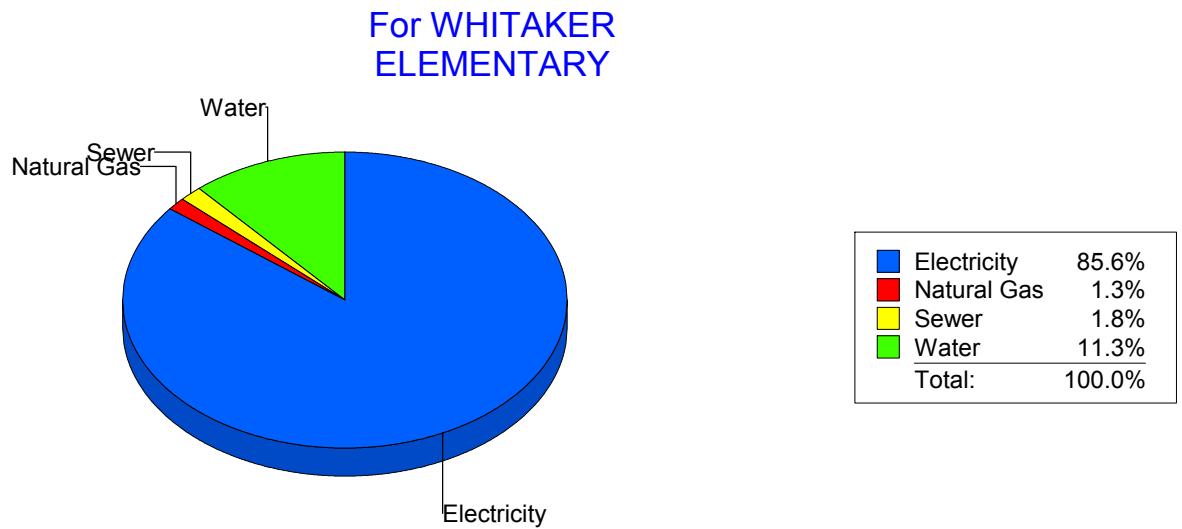
Energy CAP

Cost Avoidance Program

Cost Summary Graph

Grouped by Energy Type

Energy Type	Use	Units	Meter Cost	Special Charges	Total Cost	Avg Unit Cost	% of Total Cost
Site: WHITAKER ELEMENTARY - WHITAKER ELEMENTARY							
Electricity	105,360	KWH	\$12,813.33	\$0.00	\$12,813.33	0.1216	85.56%
Natural Gas	210	CCF	\$199.35	\$0.00	\$199.35	0.9493	1.33%
Water	650	CCF	\$1,699.32	\$0.00	\$1,699.32	2.6143	11.35%
Sewer	83	CCF	\$263.37	\$0.00	\$263.37	3.1731	1.76%
Total Cost:			\$14,975.37	\$0.00	\$14,975.37		



Filters: Cost Center Name Not Equal To DoNotReport; Billing Period Equal To 201409All Meter CodesAll Group Names

elpaso

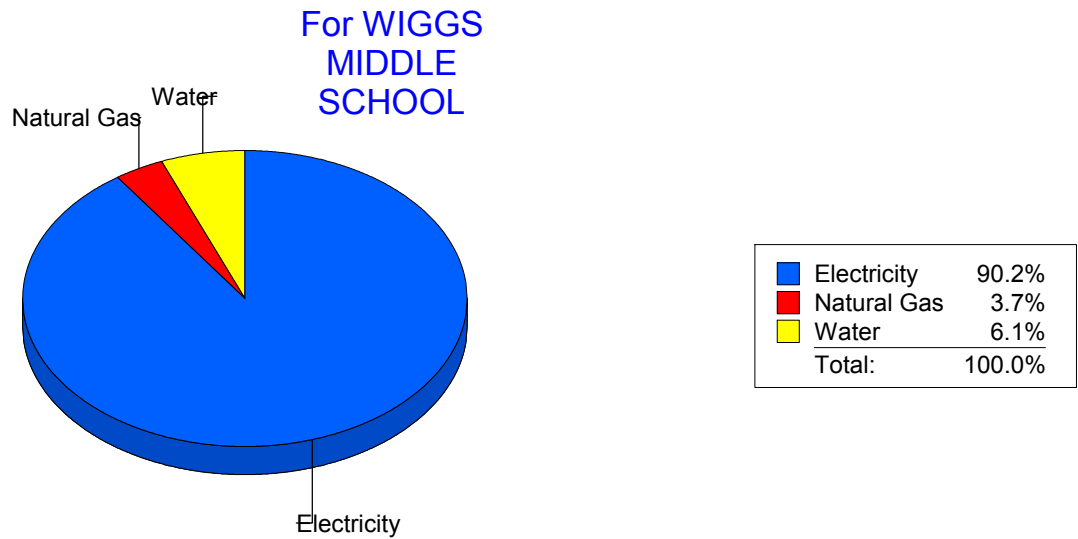
Energy CAP

Cost Avoidance Program

Cost Summary Graph

Grouped by Energy Type

Energy Type	Use	Units	Meter Cost	Special Charges	Total Cost	Avg Unit Cost	% of Total Cost
Site: WIGGS MIDDLE SCHOOL - WIGGS MIDDLE SCHOOL							
Electricity	69,240	KWH	\$8,401.99	\$0.00	\$8,401.99	0.1213	90.24%
Natural Gas	438	CCF	\$342.12	\$0.00	\$342.12	0.7811	3.67%
Water	178	CCF	\$567.03	\$0.00	\$567.03	3.1856	6.09%
Total Cost:			\$9,311.14	\$0.00	\$9,311.14		



Filters: Cost Center Name Not Equal To DoNotReport; Billing Period Equal To 201409All Meter CodesAll Group Names

el paso

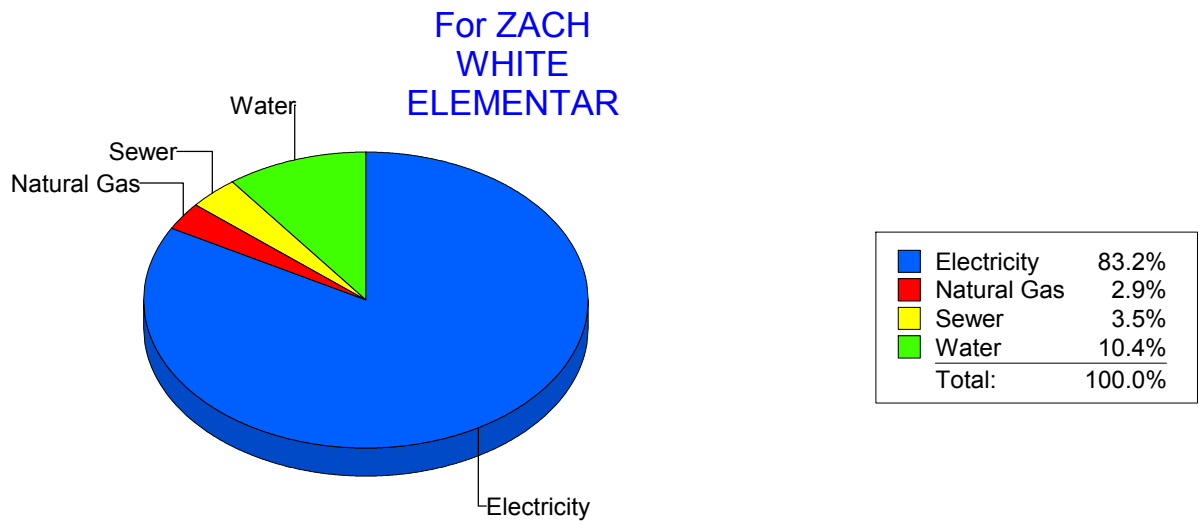
Energy CAP

Cost Avoidance Program

Cost Summary Graph

Grouped by Energy Type

Energy Type	Use	Units	Meter Cost	Special Charges	Total Cost	Avg Unit Cost	% of Total Cost
Site: ZACH WHITE ELEMENTAR - ZACH WHITE ELEMENTAR							
Electricity	70,500	KWH	\$9,189.12	\$0.00	\$9,189.12	0.1303	83.18%
Natural Gas	280	CCF	\$322.79	\$0.00	\$322.79	1.1528	2.92%
Water	470	CCF	\$1,148.80	\$0.00	\$1,148.80	2.4443	10.40%
Sewer	183	CCF	\$387.18	\$0.00	\$387.18	2.1157	3.50%
Total Cost:			\$11,047.89	\$0.00	\$11,047.89		



Filters: Cost Center Name Not Equal To DoNotReport; Billing Period Equal To 201409All Meter CodesAll Group Names

el paso

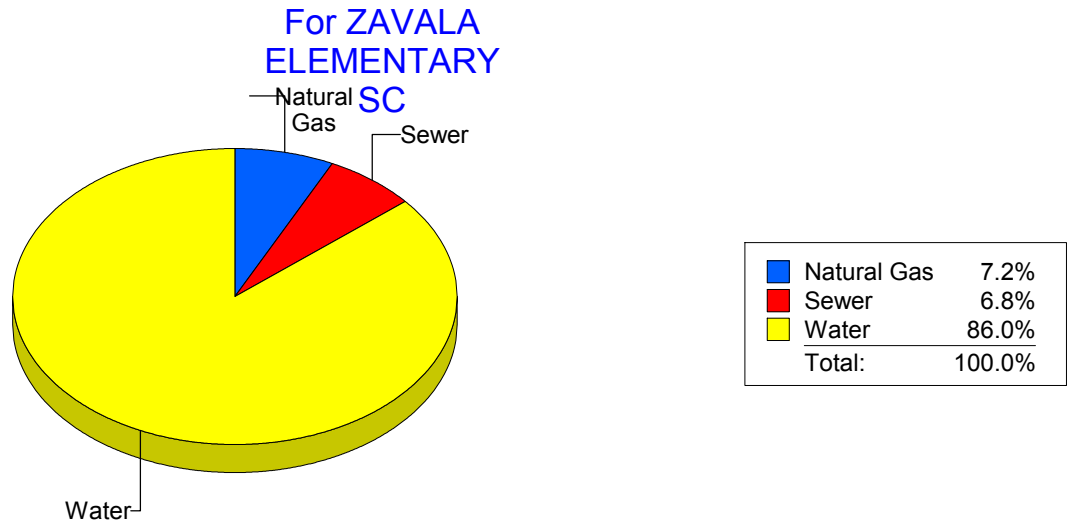
Energy CAP

Cost Avoidance Program

Cost Summary Graph

Grouped by Energy Type

Energy Type	Use	Units	Meter Cost	Special Charges	Total Cost	Avg Unit Cost	% of Total Cost
Site: ZAVALA ELEMENTARY SC - ZAVALA ELEMENTARY SC							
Natural Gas		110 CCF	\$136.73	\$0.00	\$136.73	1.2430	7.16%
Water		351 CCF	\$1,642.07	\$0.00	\$1,642.07	4.6783	85.99%
Sewer		46 CCF	\$130.80	\$0.00	\$130.80	2.8435	6.85%
Total Cost:			\$1,909.60	\$0.00	\$1,909.60		



Filters: Cost Center Name Not Equal To DoNotReport; Billing Period Equal To 201409All Meter CodesAll Group Names

el paso

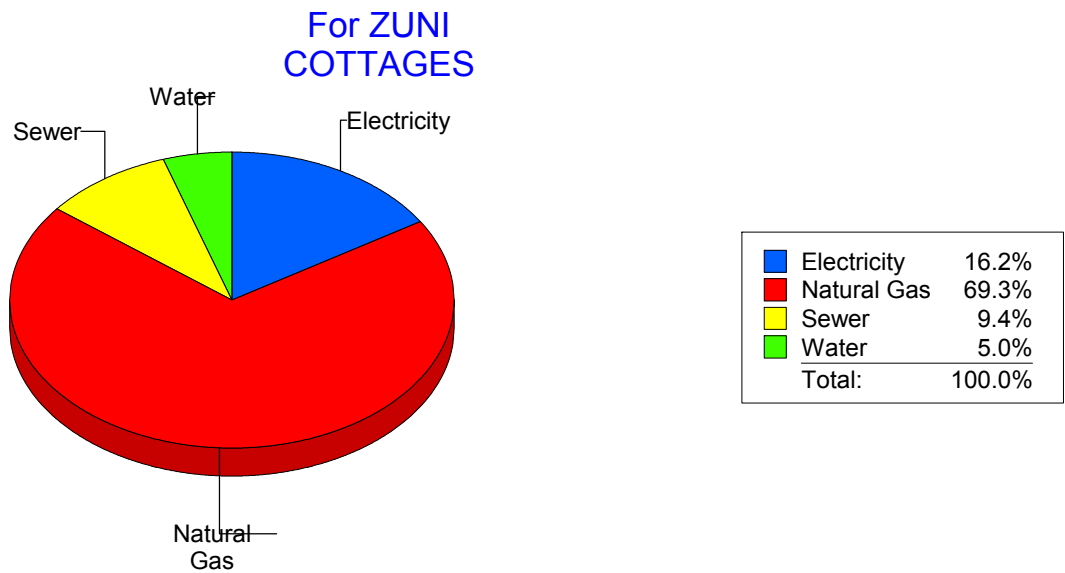
Energy CAP

Cost Avoidance Program

Cost Summary Graph

Grouped by Energy Type

Energy Type	Use	Units	Meter Cost	Special Charges	Total Cost	Avg Unit Cost	% of Total Cost
Site: ZUNI COTTAGES - ZUNI COTTAGES							
Electricity		27 KWH	\$37.59	\$0.00	\$37.59	1.3922	16.23%
Natural Gas		1 CCF	\$160.65	\$0.00	\$160.65	160.6500	69.34%
Water		0 CCF	\$11.57	\$0.00	\$11.57	0.0000	4.99%
Sewer		0 CCF	\$21.86	\$0.00	\$21.86	0.0000	9.44%
Total Cost:			\$231.67	\$0.00	\$231.67		



Filters: Cost Center Name Not Equal To DoNotReport; Billing Period Equal To 201409All Meter CodesAll Group Names

elpaso

Energy CAP

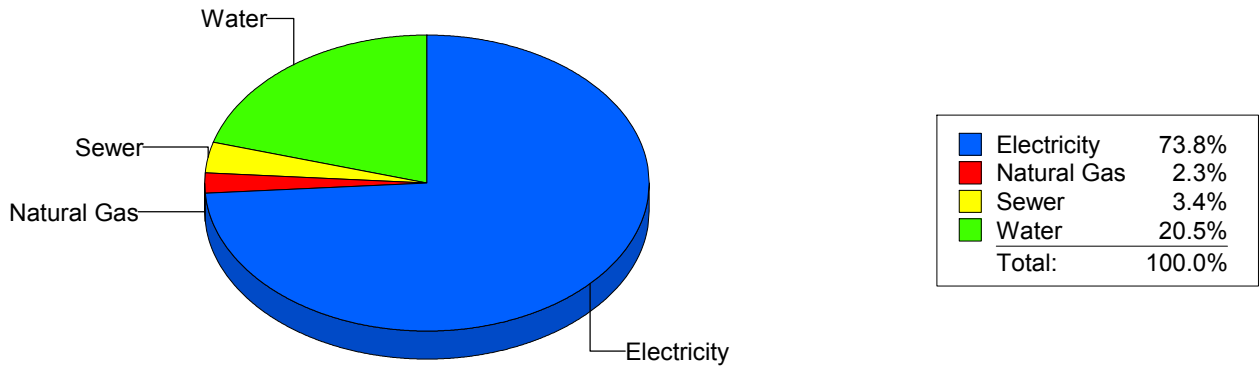
Cost Avoidance Program

Cost Summary Graph

Grouped by Energy Type

Energy Type	Use	Units	Meter Cost	Special Charges	Total Cost	Avg Unit Cost	% of Total Cost
All Sites							
Electricity	7,450,368	KWH	\$921,783.20	\$0.00	\$921,783.20	0.1237	73.79%
Natural Gas	24,087	CCF	\$28,600.15	\$0.00	\$28,600.15	1.1874	2.29%
Water	74,527	CCF	\$255,981.28	\$0.00	\$255,981.28	3.4347	20.49%
Sewer	18,225	CCF	\$42,752.88	\$0.00	\$42,752.88	2.3458	3.42%
Total Cost:			\$1,249,117.51	\$0.00	\$1,249,117.51		

For All Sites



Filters: Cost Center Name Not Equal To DoNotReport; Billing Period Equal To 201409All Meter CodesAll Group Names