

elpaso

Energy CAP

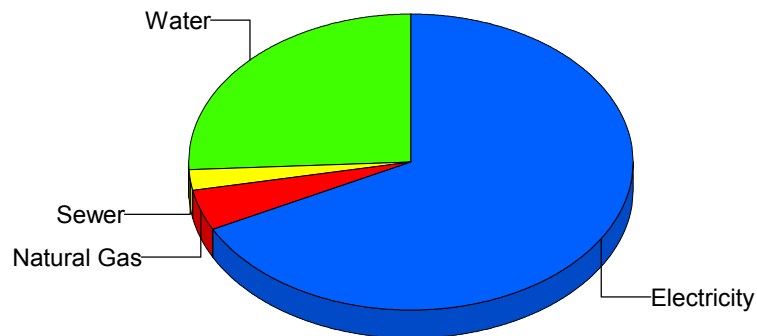
Cost Avoidance Program

Cost Summary Graph

Grouped by Energy Type

Energy Type	Use	Units	Meter Cost	Special Charges	Total Cost	Avg Unit Cost	% of Total Cost
Site: ALTA VISTA ELEMENTAR - ALTA VISTA ELEMENTAR							
Electricity	41,100	KWH	\$5,161.57	\$0.00	\$5,161.57	0.1256	67.38%
Natural Gas	273	CCF	\$357.13	\$0.00	\$357.13	1.3082	4.66%
Water	428	CCF	\$1,976.37	\$0.00	\$1,976.37	4.6177	25.80%
Sewer	64	CCF	\$164.83	\$0.00	\$164.83	2.5755	2.15%
Total Cost:			\$7,659.90	\$0.00	\$7,659.90		

For ALTA
VISTA
ELEMENTAR



Electricity	67.4%
Natural Gas	4.7%
Sewer	2.2%
Water	25.8%
Total:	100.0%

Filters: Cost Center Name Not Equal To DoNotReport; Billing Period Equal To 201509All Meter CodesAll Group Names

elpaso

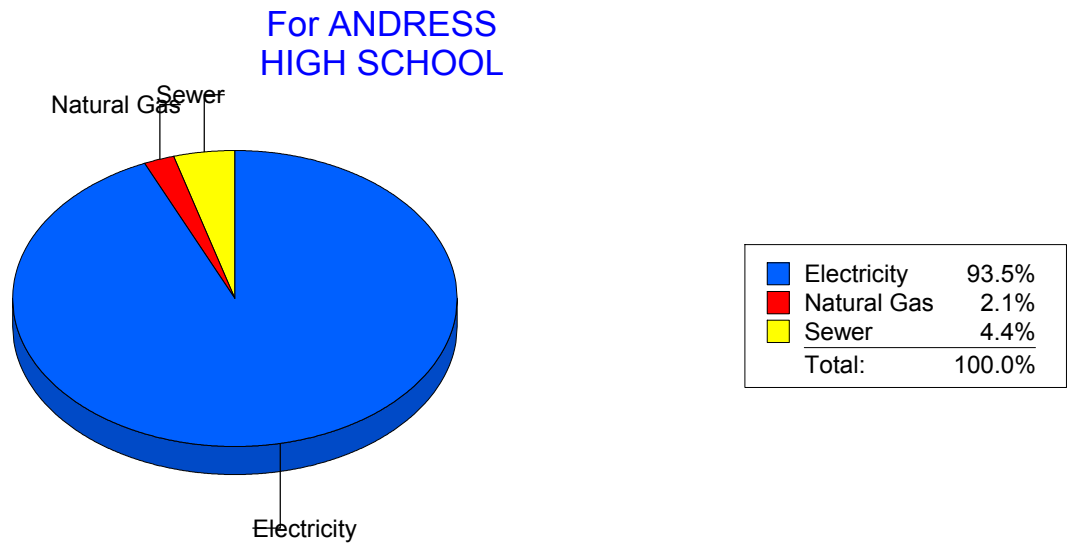
Energy CAP

Cost Avoidance Program

Cost Summary Graph

Grouped by Energy Type

Energy Type	Use	Units	Meter Cost	Special Charges	Total Cost	Avg Unit Cost	% of Total Cost
Site: ANDRESS HIGH SCHOOL - ANDRESS HIGH SCHOOL							
Electricity	208,750	KWH	\$23,713.32	\$0.00	\$23,713.32	0.1136	93.47%
Natural Gas	383	CCF	\$528.80	\$0.00	\$528.80	1.3807	2.08%
Sewer	649	CCF	\$1,127.75	\$0.00	\$1,127.75	1.7377	4.45%
Total Cost:			\$25,369.87	\$0.00	\$25,369.87		



Filters: Cost Center Name Not Equal To DoNotReport; Billing Period Equal To 201509All Meter CodesAll Group Names

elpaso

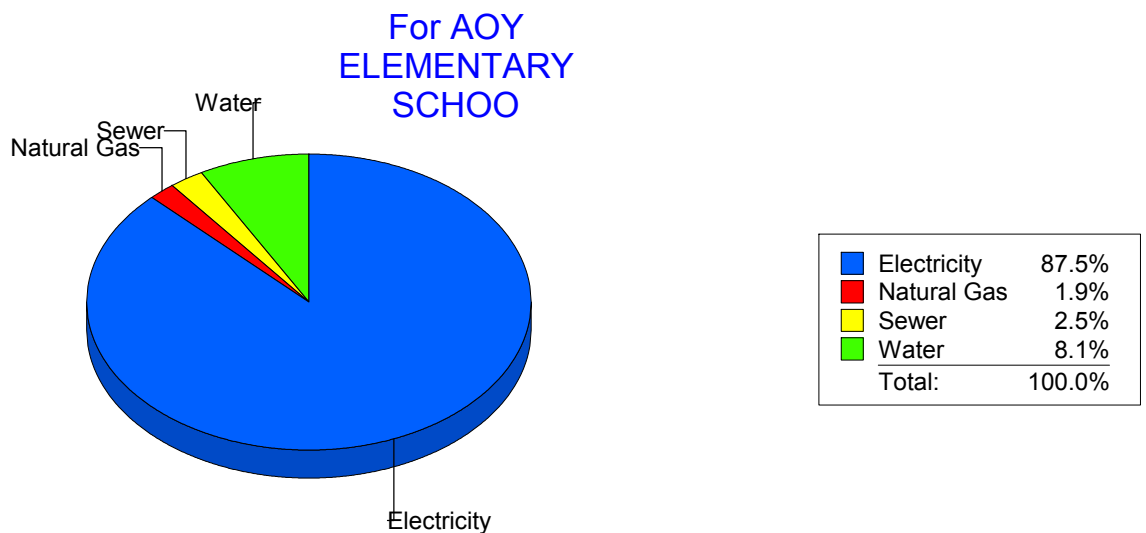
Energy CAP

Cost Avoidance Program

Cost Summary Graph

Grouped by Energy Type

Energy Type	Use	Units	Meter Cost	Special Charges	Total Cost	Avg Unit Cost	% of Total Cost
Site: AOY ELEMENTARY SCHOO - AOY ELEMENTARY SCHOO							
Electricity	108,142	KWH	\$14,776.20	\$0.00	\$14,776.20	0.1366	87.54%
Natural Gas	194	CCF	\$318.26	\$0.00	\$318.26	1.6405	1.89%
Water	338	CCF	\$1,370.80	\$0.00	\$1,370.80	4.0556	8.12%
Sewer	73	CCF	\$414.13	\$0.00	\$414.13	5.6730	2.45%
Total Cost:			\$16,879.39	\$0.00	\$16,879.39		



Filters: Cost Center Name Not Equal To DoNotReport; Billing Period Equal To 201509All Meter CodesAll Group Names

elpaso

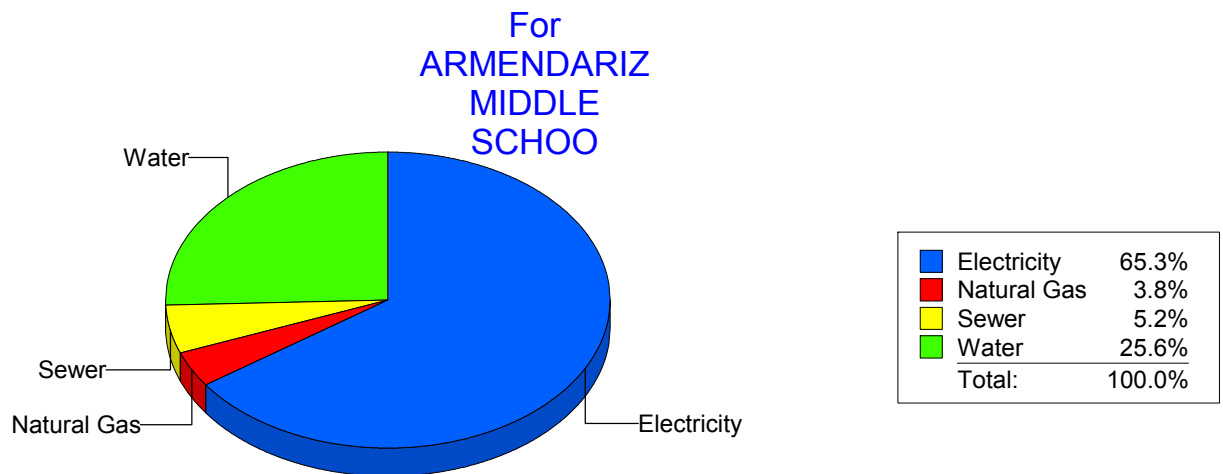
Energy CAP

Cost Avoidance Program

Cost Summary Graph

Grouped by Energy Type

Energy Type	Use	Units	Meter Cost	Special Charges	Total Cost	Avg Unit Cost	% of Total Cost
Site: ARMENDARIZ MIDDLE SCHOO - ARMENDARIZ MIDDLE SCHOO							
Electricity	346	KWH	\$6,156.99	\$0.00	\$6,156.99	17.7948	65.33%
Natural Gas	516	CCF	\$358.85	\$0.00	\$358.85	0.6954	3.81%
Water	876	CCF	\$2,416.51	\$0.00	\$2,416.51	2.7586	25.64%
Sewer	164	CCF	\$491.93	\$0.00	\$491.93	2.9996	5.22%
Total Cost:			\$9,424.28	\$0.00	\$9,424.28		



Filters: Cost Center Name Not Equal To DoNotReport; Billing Period Equal To 201509All Meter CodesAll Group Names

el Paso

Energy CAP

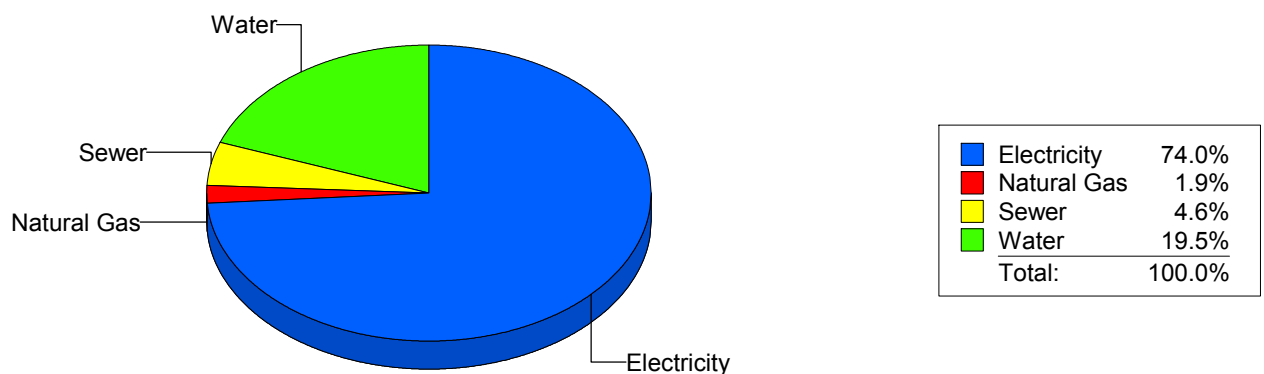
Cost Avoidance Program

Cost Summary Graph

Grouped by Energy Type

Energy Type	Use	Units	Meter Cost	Special Charges	Total Cost	Avg Unit Cost	% of Total Cost
Site: AUSTIN HIGH SCHOOL - AUSTIN HIGH SCHOOL							
Electricity	217,253	KWH	\$24,556.23	\$0.00	\$24,556.23	0.1130	74.00%
Natural Gas	568	CCF	\$618.39	\$0.00	\$618.39	1.0887	1.86%
Water	1,599	CCF	\$6,475.89	\$0.00	\$6,475.89	4.0500	19.51%
Sewer	604	CCF	\$1,534.04	\$0.00	\$1,534.04	2.5398	4.62%
Total Cost:			\$33,184.55	\$0.00	\$33,184.55		

For AUSTIN
HIGH SCHOOL



Filters: Cost Center Name Not Equal To DoNotReport; Billing Period Equal To 201509All Meter CodesAll Group Names

elpaso

Energy CAP

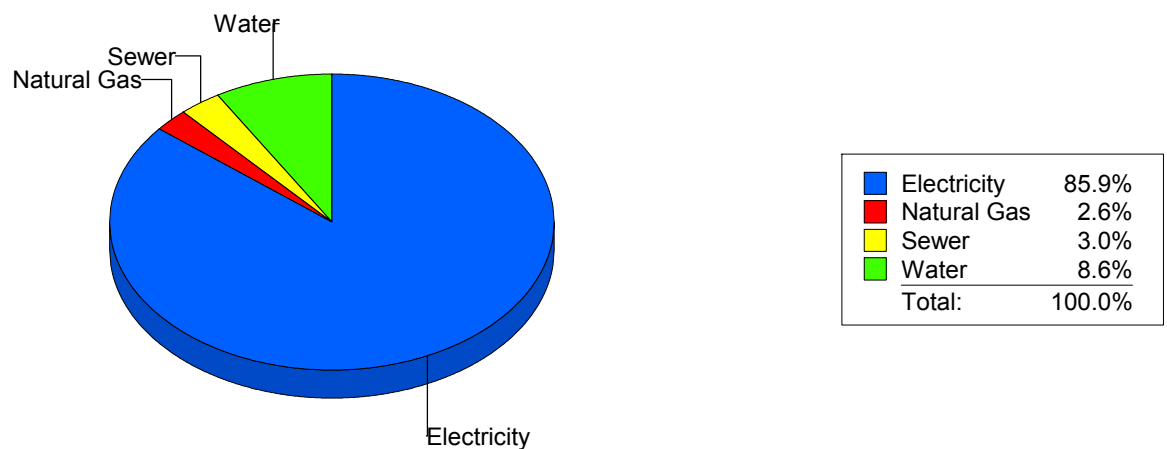
Cost Avoidance Program

Cost Summary Graph

Grouped by Energy Type

Energy Type	Use	Units	Meter Cost	Special Charges	Total Cost	Avg Unit Cost	% of Total Cost
Site: BARRON - BARRON							
Electricity	91,043	KWH	\$10,839.91	\$0.00	\$10,839.91	0.1191	85.88%
Natural Gas	206	CCF	\$324.17	\$0.00	\$324.17	1.5736	2.57%
Water	184	CCF	\$1,081.64	\$0.00	\$1,081.64	5.8785	8.57%
Sewer	68	CCF	\$376.04	\$0.00	\$376.04	5.5300	2.98%
Total Cost:			\$12,621.76	\$0.00	\$12,621.76		

For BARRON



Filters: Cost Center Name Not Equal To DoNotReport; Billing Period Equal To 201509All Meter CodesAll Group Names

elpaso

Energy CAP

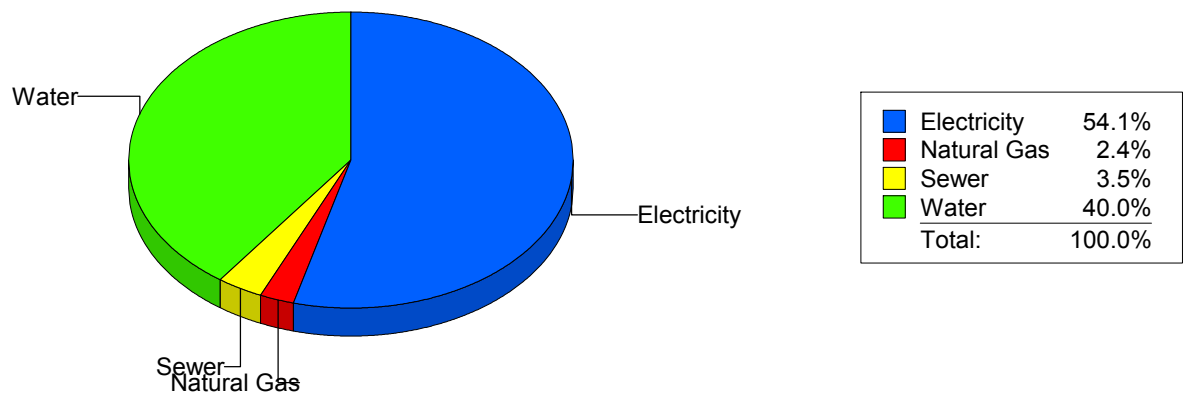
Cost Avoidance Program

Cost Summary Graph

Grouped by Energy Type

Energy Type	Use	Units	Meter Cost	Special Charges	Total Cost	Avg Unit Cost	% of Total Cost
Site: BASSET MIDDLE SCHOOL - BASSET MIDDLE SCHOOL							
Electricity	77,000	KWH	\$8,731.20	\$0.00	\$8,731.20	0.1134	54.13%
Natural Gas	337	CCF	\$388.63	\$0.00	\$388.63	1.1532	2.41%
Water	1,604	CCF	\$6,445.77	\$0.00	\$6,445.77	4.0186	39.96%
Sewer	271	CCF	\$564.53	\$0.00	\$564.53	2.0831	3.50%
Total Cost:			\$16,130.13	\$0.00	\$16,130.13		

For BASSET
MIDDLE
SCHOOL



Filters: Cost Center Name Not Equal To DoNotReport; Billing Period Equal To 201509All Meter CodesAll Group Names

elpaso

Energy CAP

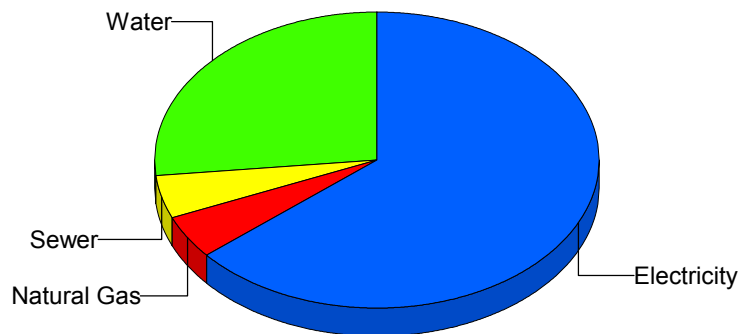
Cost Avoidance Program

Cost Summary Graph

Grouped by Energy Type

Energy Type	Use	Units	Meter Cost	Special Charges	Total Cost	Avg Unit Cost	% of Total Cost
Site: BEALL ELEMENTARY SCH - BEALL ELEMENTARY SCH							
Electricity	32,172	KWH	\$3,698.84	\$0.00	\$3,698.84	0.1150	63.94%
Natural Gas	84	CCF	\$266.09	\$0.00	\$266.09	3.1677	4.60%
Water	369	CCF	\$1,535.13	\$0.00	\$1,535.13	4.1602	26.54%
Sewer	83	CCF	\$284.41	\$0.00	\$284.41	3.4266	4.92%
Total Cost:			\$5,784.47	\$0.00	\$5,784.47		

For BEALL
ELEMENTARY
SCH



Electricity	63.9%
Natural Gas	4.6%
Sewer	4.9%
Water	26.5%
Total:	100.0%

Filters: Cost Center Name Not Equal To DoNotReport; Billing Period Equal To 201509All Meter CodesAll Group Names

el Paso

Energy CAP

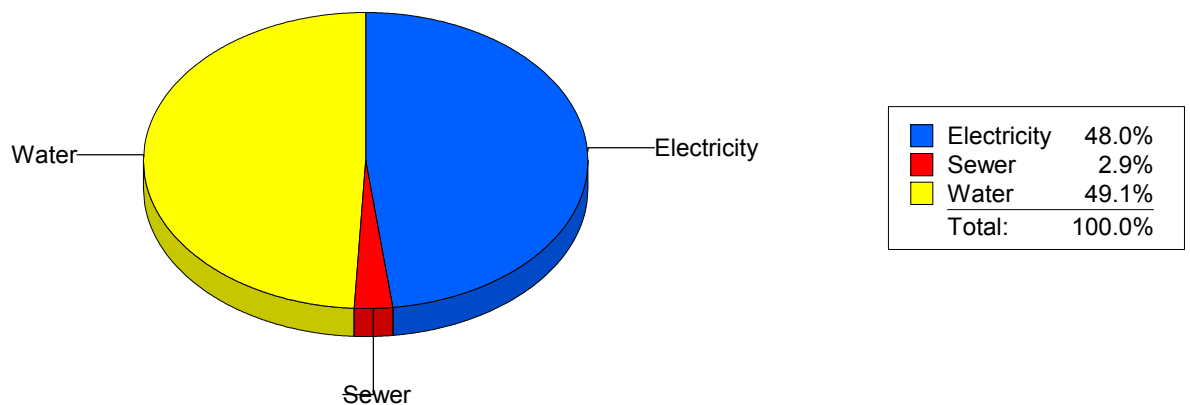
Cost Avoidance Program

Cost Summary Graph

Grouped by Energy Type

Energy Type	Use	Units	Meter Cost	Special Charges	Total Cost	Avg Unit Cost	% of Total Cost
Site: BLISS ELEMENTARY - BLISS ELEMENTARY							
Electricity	41,321	KWH	\$4,799.23	\$0.00	\$4,799.23	0.1161	48.03%
Water	964	CCF	\$4,905.23	\$0.00	\$4,905.23	5.0884	49.09%
Sewer	85	CCF	\$287.39	\$0.00	\$287.39	3.3811	2.88%
Total Cost:			\$9,991.85	\$0.00	\$9,991.85		

For BLISS
ELEMENTARY



Filters: Cost Center Name Not Equal To DoNotReport; Billing Period Equal To 201509All Meter CodesAll Group Names

elpaso

Energy CAP

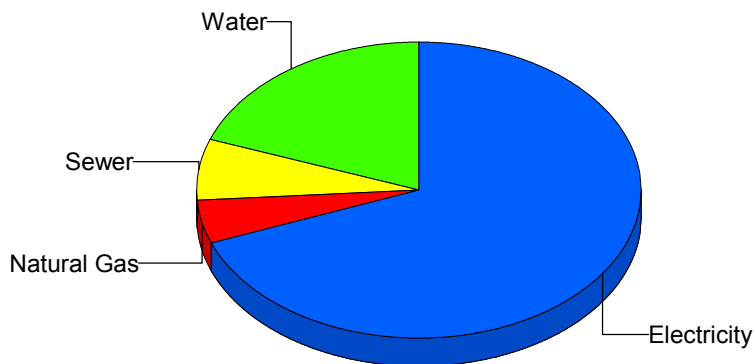
Cost Avoidance Program

Cost Summary Graph

Grouped by Energy Type

Energy Type	Use	Units	Meter Cost	Special Charges	Total Cost	Avg Unit Cost	% of Total Cost
Site: BOND - BOND ELEMENTARY							
Electricity	33,420	KWH	\$4,281.82	\$0.00	\$4,281.82	0.1281	69.11%
Natural Gas	150	CCF	\$296.63	\$0.00	\$296.63	1.9775	4.79%
Water	350	CCF	\$1,208.06	\$0.00	\$1,208.06	3.4516	19.50%
Sewer	120	CCF	\$409.01	\$0.00	\$409.01	3.4084	6.60%
Total Cost:			\$6,195.52	\$0.00	\$6,195.52		

For BOND
ELEMENTARY



Electricity	69.1%
Natural Gas	4.8%
Sewer	6.6%
Water	19.5%
Total:	100.0%

Filters: Cost Center Name Not Equal To DoNotReport; Billing Period Equal To 201509All Meter CodesAll Group Names

elpaso

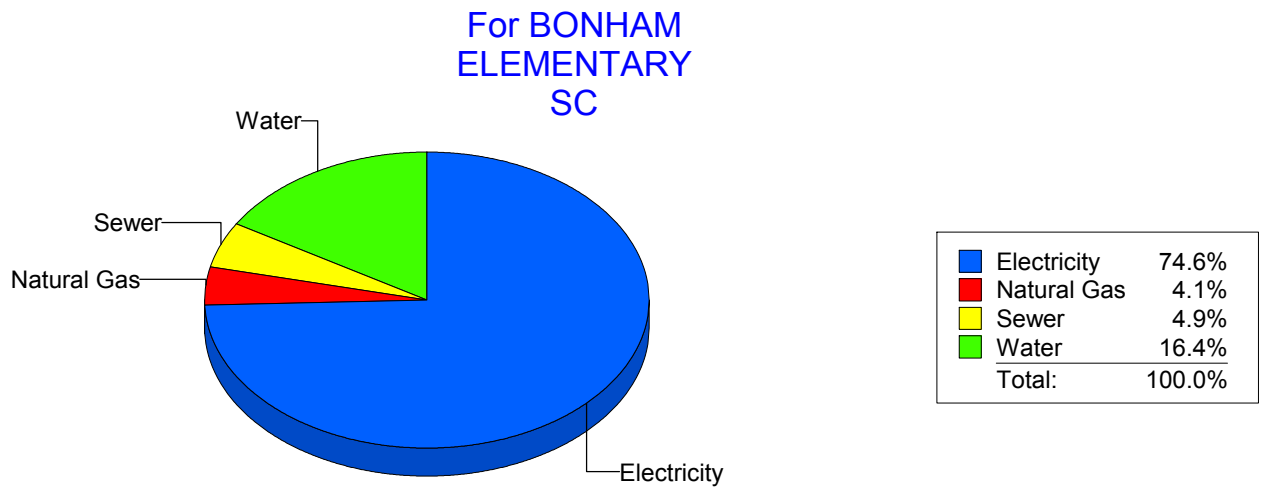
Energy CAP

Cost Avoidance Program

Cost Summary Graph

Grouped by Energy Type

Energy Type	Use	Units	Meter Cost	Special Charges	Total Cost	Avg Unit Cost	% of Total Cost
Site: BONHAM ELEMENTARY SC - BONHAM ELEMENTARY SC							
Electricity	34,079	KWH	\$4,300.59	\$0.00	\$4,300.59	0.1262	74.57%
Natural Gas	266	CCF	\$236.16	\$0.00	\$236.16	0.8878	4.10%
Water	274	CCF	\$945.16	\$0.00	\$945.16	3.4495	16.39%
Sewer	98	CCF	\$285.08	\$0.00	\$285.08	2.9090	4.94%
Total Cost:			\$5,766.99	\$0.00	\$5,766.99		



Filters: Cost Center Name Not Equal To DoNotReport; Billing Period Equal To 201509All Meter CodesAll Group Names

elpaso

Energy CAP

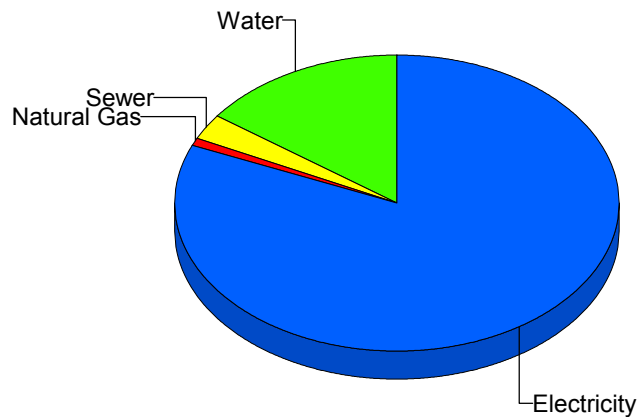
Cost Avoidance Program

Cost Summary Graph

Grouped by Energy Type

Energy Type	Use	Units	Meter Cost	Special Charges	Total Cost	Avg Unit Cost	% of Total Cost
Site: BOWIE HIGH SCHOOL - BOWIE HIGH SCHOOL							
Electricity	365,319	KWH	\$36,184.61	\$0.00	\$36,184.61	0.0990	81.49%
Natural Gas	285	CCF	\$363.03	\$0.00	\$363.03	1.2738	0.82%
Water	3,656	CCF	\$6,722.45	\$0.00	\$6,722.45	1.8387	15.14%
Sewer	441	CCF	\$1,134.87	\$0.00	\$1,134.87	2.5734	2.56%
Total Cost:			\$44,404.96	\$0.00	\$44,404.96		

For BOWIE
HIGH SCHOOL



Electricity	81.5%
Natural Gas	0.8%
Sewer	2.6%
Water	15.1%
Total:	100.0%

Filters: Cost Center Name Not Equal To DoNotReport; Billing Period Equal To 201509All Meter CodesAll Group Names

elpaso

Energy CAP

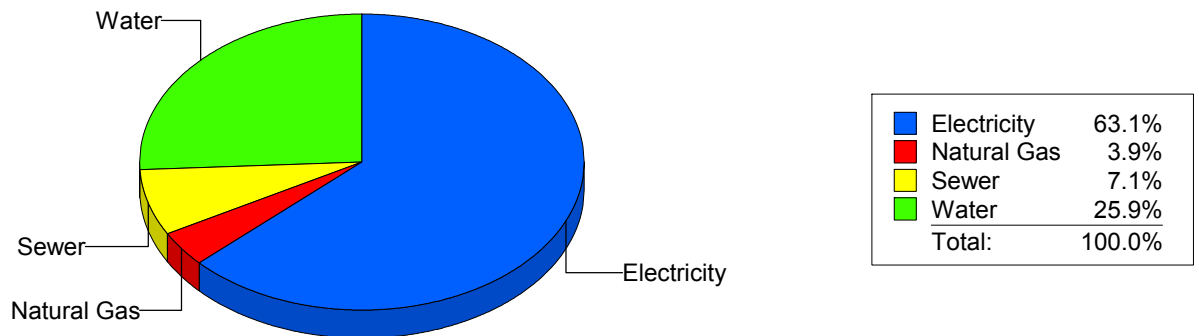
Cost Avoidance Program

Cost Summary Graph

Grouped by Energy Type

Energy Type	Use	Units	Meter Cost	Special Charges	Total Cost	Avg Unit Cost	% of Total Cost
Site: BRADLEY ELEMENTARY - BRADLEY ELEMENTARY							
Electricity	29,700	KWH	\$3,577.96	\$0.00	\$3,577.96	0.1205	63.13%
Natural Gas	233	CCF	\$219.93	\$0.00	\$219.93	0.9439	3.88%
Water	377	CCF	\$1,465.29	\$0.00	\$1,465.29	3.8867	25.86%
Sewer	105	CCF	\$404.02	\$0.00	\$404.02	3.8478	7.13%
Total Cost:			\$5,667.20	\$0.00	\$5,667.20		

For BRADLEY
ELEMENTARY



Filters: Cost Center Name Not Equal To DoNotReport; Billing Period Equal To 201509All Meter CodesAll Group Names

elpaso

Energy CAP

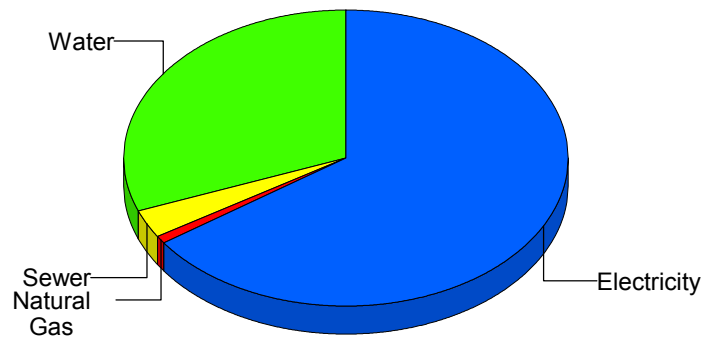
Cost Avoidance Program

Cost Summary Graph

Grouped by Energy Type

Energy Type	Use	Units	Meter Cost	Special Charges	Total Cost	Avg Unit Cost	% of Total Cost
Site: BROWN MIDDLE SCHOOL - BROWN MIDDLE SCHOOL							
Electricity	135,200	KWH	\$15,367.17	\$0.00	\$15,367.17	0.1137	65.24%
Natural Gas	201	CCF	\$204.17	\$0.00	\$204.17	1.0158	0.87%
Water	1,727	CCF	\$7,242.56	\$0.00	\$7,242.56	4.1937	30.75%
Sewer	332	CCF	\$742.25	\$0.00	\$742.25	2.2357	3.15%
Total Cost:			\$23,556.15	\$0.00	\$23,556.15		

For BROWN
MIDDLE
SCHOOL



Electricity	65.2%
Natural Gas	0.9%
Sewer	3.2%
Water	30.7%
Total:	100.0%

Filters: Cost Center Name Not Equal To DoNotReport; Billing Period Equal To 201509All Meter CodesAll Group Names

elpaso

Energy CAP

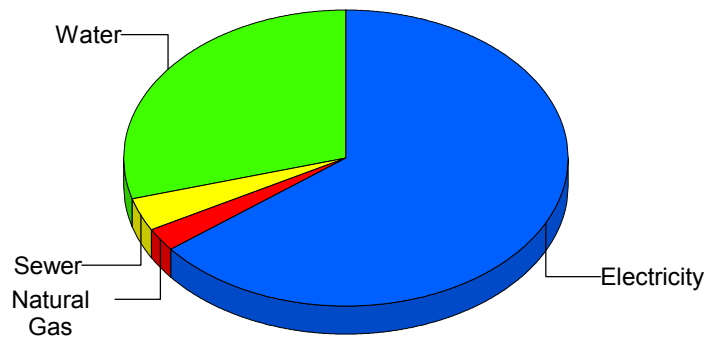
Cost Avoidance Program

Cost Summary Graph

Grouped by Energy Type

Energy Type	Use	Units	Meter Cost	Special Charges	Total Cost	Avg Unit Cost	% of Total Cost
Site: BURGESS HIGH SCHOOL - BURGESS HIGH SCHOOL							
Electricity	137,484	KWH	\$15,731.69	\$0.00	\$15,731.69	0.1144	64.48%
Natural Gas	568	CCF	\$617.47	\$0.00	\$617.47	1.0871	2.53%
Water	1,840	CCF	\$7,211.13	\$0.00	\$7,211.13	3.9191	29.56%
Sewer	287	CCF	\$835.94	\$0.00	\$835.94	2.9127	3.43%
Total Cost:			\$24,396.23	\$0.00	\$24,396.23		

For BURGESS
HIGH SCHOOL



Electricity	64.5%
Natural Gas	2.5%
Sewer	3.4%
Water	29.6%
Total:	100.0%

Filters: Cost Center Name Not Equal To DoNotReport; Billing Period Equal To 201509All Meter CodesAll Group Names

elpaso

Energy CAP

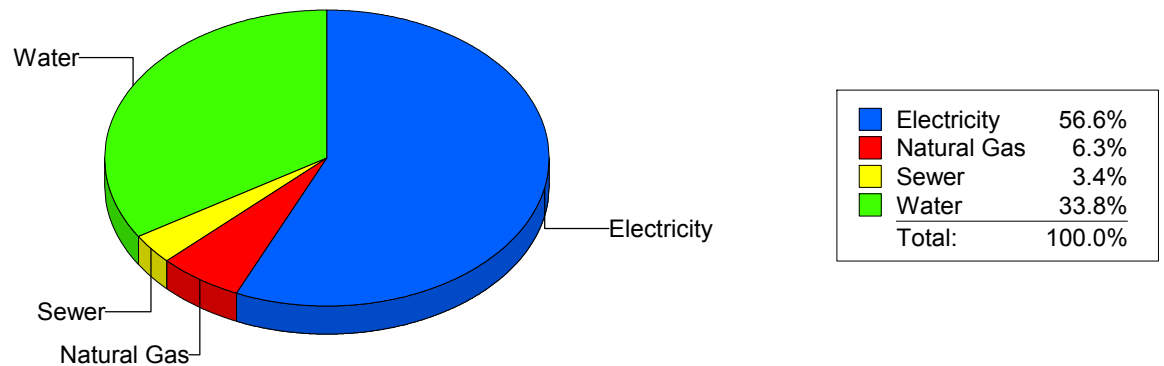
Cost Avoidance Program

Cost Summary Graph

Grouped by Energy Type

Energy Type	Use	Units	Meter Cost	Special Charges	Total Cost	Avg Unit Cost	% of Total Cost
Site: BURLESON ELEMENTARY - BURLESON ELEMENTARY							
Electricity	34,272	KWH	\$4,018.33	\$0.00	\$4,018.33	0.1172	56.59%
Natural Gas	215	CCF	\$444.28	\$0.00	\$444.28	2.0664	6.26%
Water	640	CCF	\$2,396.74	\$0.00	\$2,396.74	3.7449	33.75%
Sewer	69	CCF	\$241.75	\$0.00	\$241.75	3.5036	3.40%
Total Cost:			\$7,101.10	\$0.00	\$7,101.10		

For
BURLESON
ELEMENTARY



Filters: Cost Center Name Not Equal To DoNotReport; Billing Period Equal To 201509All Meter CodesAll Group Names

elpaso

Energy CAP

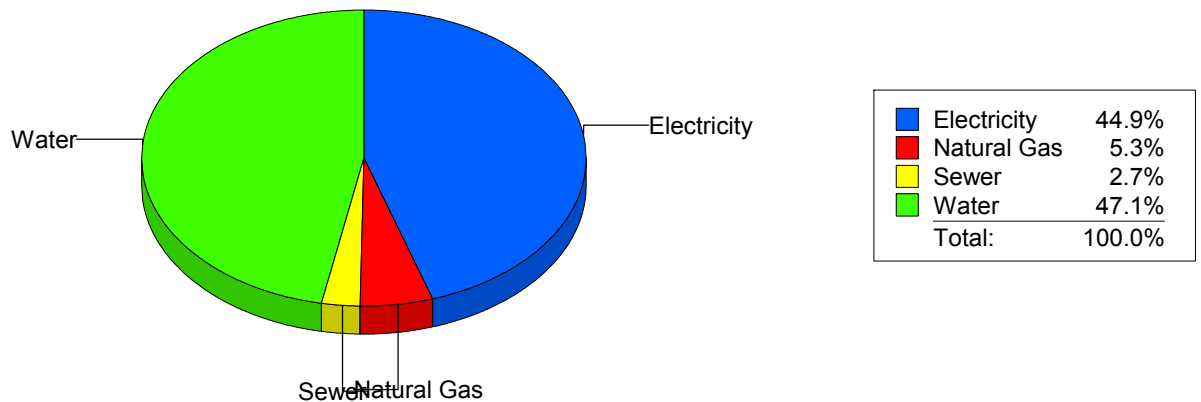
Cost Avoidance Program

Cost Summary Graph

Grouped by Energy Type

Energy Type	Use	Units	Meter Cost	Special Charges	Total Cost	Avg Unit Cost	% of Total Cost
Site: BURNET ELEMENTARY - BURNET ELEMENTARY							
Electricity	27,055	KWH	\$3,448.39	\$0.00	\$3,448.39	0.1275	44.90%
Natural Gas	136	CCF	\$406.62	\$0.00	\$406.62	2.9899	5.29%
Water	683	CCF	\$3,615.44	\$0.00	\$3,615.44	5.2935	47.08%
Sewer	47	CCF	\$208.97	\$0.00	\$208.97	4.4462	2.72%
Total Cost:			\$7,679.42	\$0.00	\$7,679.42		

For BURNET
ELEMENTARY



Filters: Cost Center Name Not Equal To DoNotReport; Billing Period Equal To 201509All Meter CodesAll Group Names

elpaso

Energy CAP

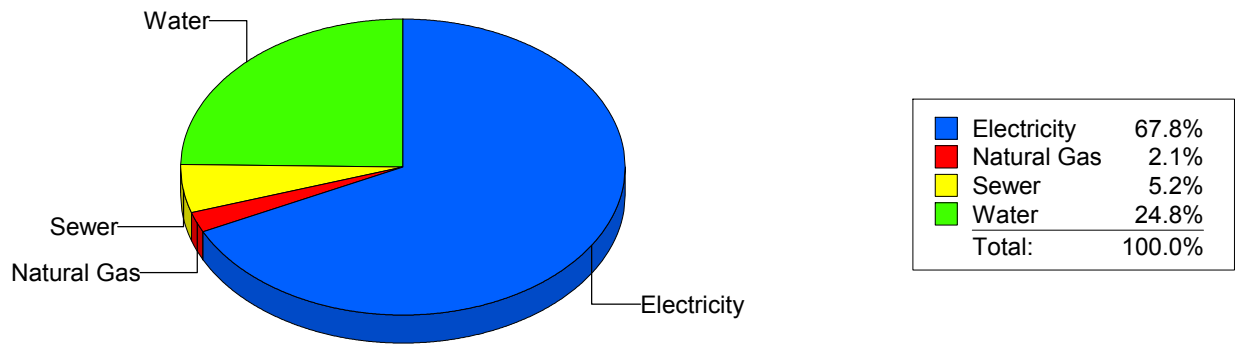
Cost Avoidance Program

Cost Summary Graph

Grouped by Energy Type

Energy Type	Use	Units	Meter Cost	Special Charges	Total Cost	Avg Unit Cost	% of Total Cost
Site: CANYON HILLS MIDDLE - CANYON HILLS MIDDLE							
Electricity	86,990	KWH	\$10,063.06	\$0.00	\$10,063.06	0.1157	67.79%
Natural Gas	193	CCF	\$316.85	\$0.00	\$316.85	1.6417	2.13%
Water	852	CCF	\$3,686.95	\$0.00	\$3,686.95	4.3274	24.84%
Sewer	190	CCF	\$778.24	\$0.00	\$778.24	4.0960	5.24%
Total Cost:			\$14,845.10	\$0.00	\$14,845.10		

For CANYON
HILLS MIDDLE



Filters: Cost Center Name Not Equal To DoNotReport; Billing Period Equal To 201509All Meter CodesAll Group Names

elpaso

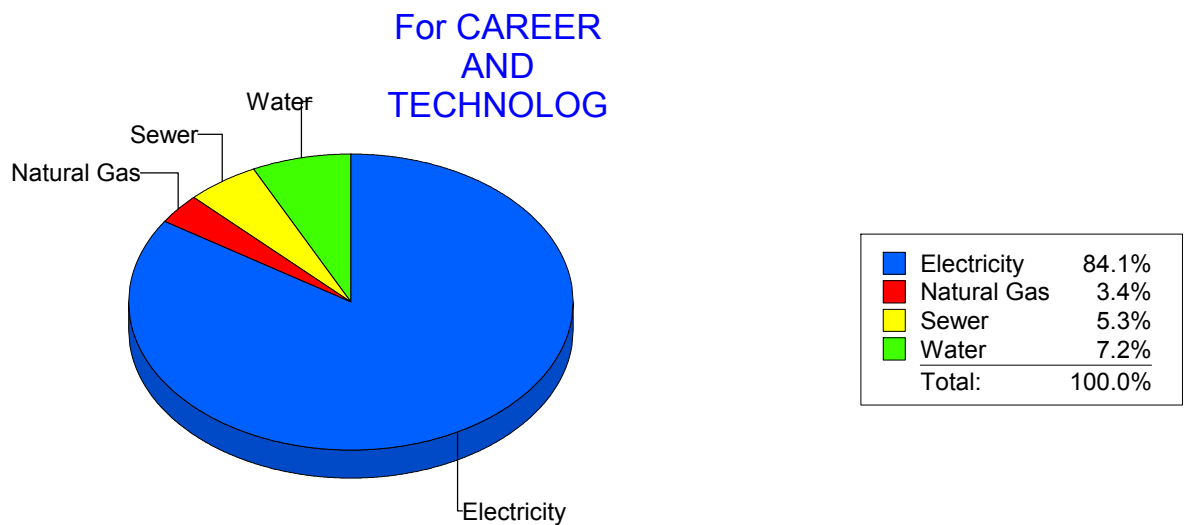
Energy CAP

Cost Avoidance Program

Cost Summary Graph

Grouped by Energy Type

Energy Type	Use	Units	Meter Cost	Special Charges	Total Cost	Avg Unit Cost	% of Total Cost
Site: CAREER AND TECHNOLOG - CAREER AND TECHNOLOG							
Electricity	104,586	KWH	\$11,813.83	\$0.00	\$11,813.83	0.1130	84.12%
Natural Gas	760	CCF	\$473.69	\$0.00	\$473.69	0.6233	3.37%
Water	442	CCF	\$1,007.40	\$0.00	\$1,007.40	2.2792	7.17%
Sewer	356	CCF	\$748.97	\$0.00	\$748.97	2.1038	5.33%
Total Cost:			\$14,043.89	\$0.00	\$14,043.89		



Filters: Cost Center Name Not Equal To DoNotReport; Billing Period Equal To 201509All Meter CodesAll Group Names

elpaso

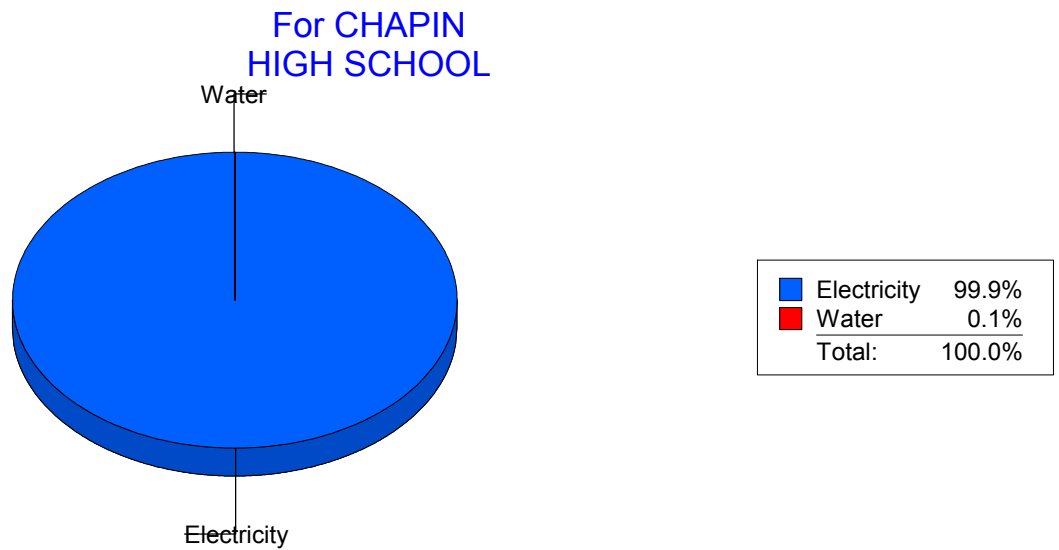
Energy CAP

Cost Avoidance Program

Cost Summary Graph

Grouped by Energy Type

Energy Type	Use	Units	Meter Cost	Special Charges	Total Cost	Avg Unit Cost	% of Total Cost
Site: CHAPIN HIGH SCHOOL - CHAPIN HIGH SCHOOL							
Electricity	366,587	KWH	\$39,599.47	\$0.00	\$39,599.47	0.1080	99.87%
Water	0	CCF	\$50.98	\$0.00	\$50.98	0.0000	0.13%
Total Cost:			\$39,650.45	\$0.00	\$39,650.45		



Filters: Cost Center Name Not Equal To DoNotReport; Billing Period Equal To 201509All Meter CodesAll Group Names

elpaso

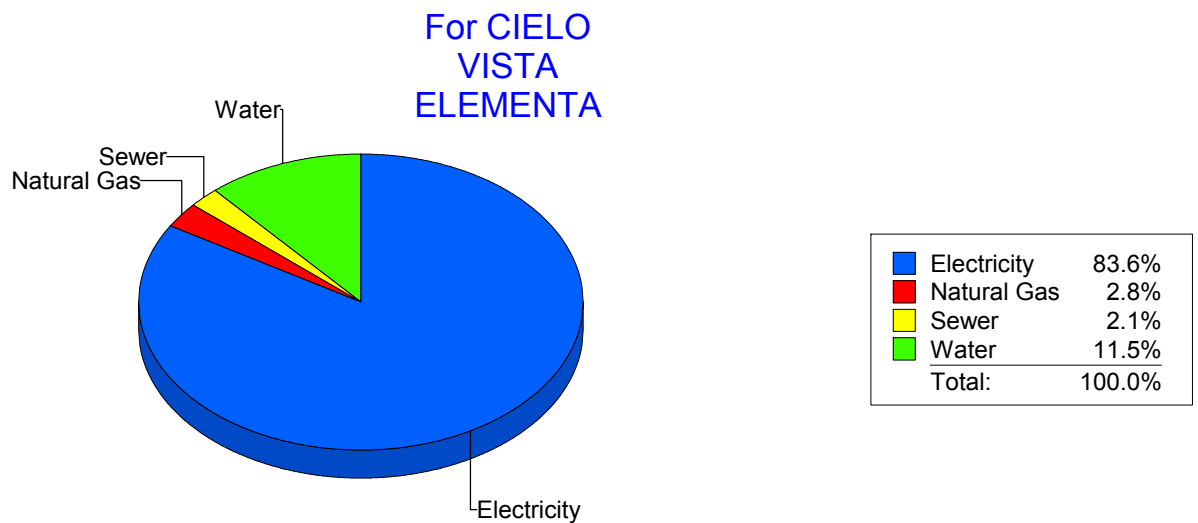
Energy CAP

Cost Avoidance Program

Cost Summary Graph

Grouped by Energy Type

Energy Type	Use	Units	Meter Cost	Special Charges	Total Cost	Avg Unit Cost	% of Total Cost
Site: CIELO VISTA ELEMENTA - CIELO VISTA ELEMENTA							
Electricity	74,880	KWH	\$9,121.73	\$0.00	\$9,121.73	0.1218	83.65%
Natural Gas	171	CCF	\$306.94	\$0.00	\$306.94	1.7950	2.81%
Water	448	CCF	\$1,249.94	\$0.00	\$1,249.94	2.7900	11.46%
Sewer	44	CCF	\$226.30	\$0.00	\$226.30	5.1432	2.08%
Total Cost:			\$10,904.91	\$0.00	\$10,904.91		



Filters: Cost Center Name Not Equal To DoNotReport; Billing Period Equal To 201509All Meter CodesAll Group Names

elpaso

Energy CAP

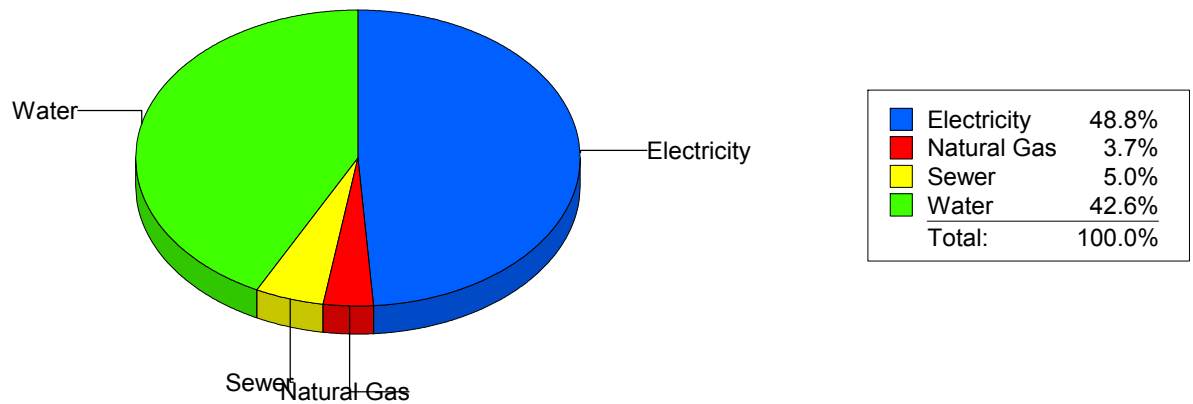
Cost Avoidance Program

Cost Summary Graph

Grouped by Energy Type

Energy Type	Use	Units	Meter Cost	Special Charges	Total Cost	Avg Unit Cost	% of Total Cost
Site: CLARDY ELEMENTARY SC - CLARDY ELEMENTARY SC							
Electricity	36,660	KWH	\$4,417.65	\$0.00	\$4,417.65	0.1205	48.79%
Natural Gas	222	CCF	\$332.05	\$0.00	\$332.05	1.4957	3.67%
Water	864	CCF	\$3,853.19	\$0.00	\$3,853.19	4.4597	42.55%
Sewer	149	CCF	\$452.22	\$0.00	\$452.22	3.0350	4.99%
Total Cost:			\$9,055.11	\$0.00	\$9,055.11		

For CLARDY
ELEMENTARY
SC



Filters: Cost Center Name Not Equal To DoNotReport; Billing Period Equal To 201509All Meter CodesAll Group Names

elpaso

Energy CAP

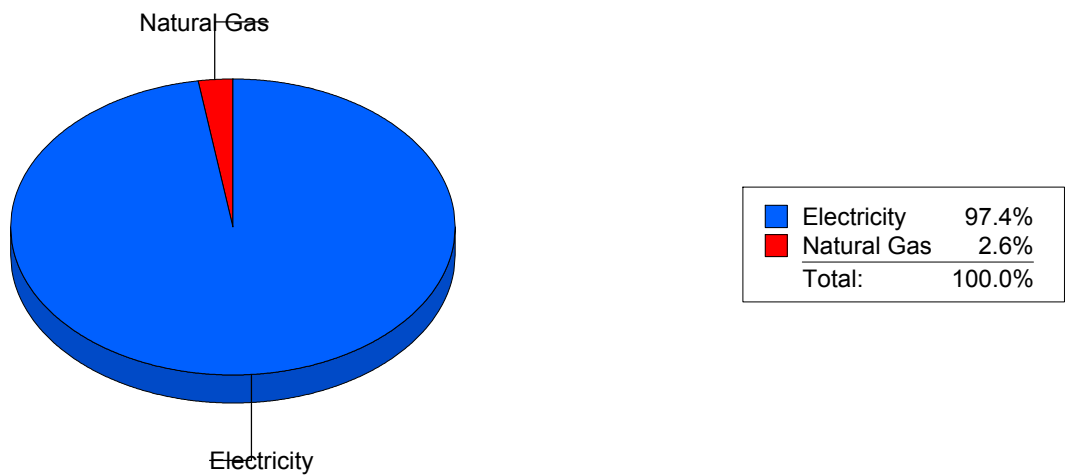
Cost Avoidance Program

Cost Summary Graph

Grouped by Energy Type

Energy Type	Use	Units	Meter Cost	Special Charges	Total Cost	Avg Unit Cost	% of Total Cost
Site: CLENDININ - CLENDININ							
Electricity	58,678	KWH	\$7,246.90	\$0.00	\$7,246.90	0.1235	97.36%
Natural Gas	185	CCF	\$196.30	\$0.00	\$196.30	1.0611	2.64%
Total Cost:			\$7,443.20	\$0.00	\$7,443.20		

For CLENDININ



Filters: Cost Center Name Not Equal To DoNotReport; Billing Period Equal To 201509All Meter CodesAll Group Names

elpaso

Energy CAP

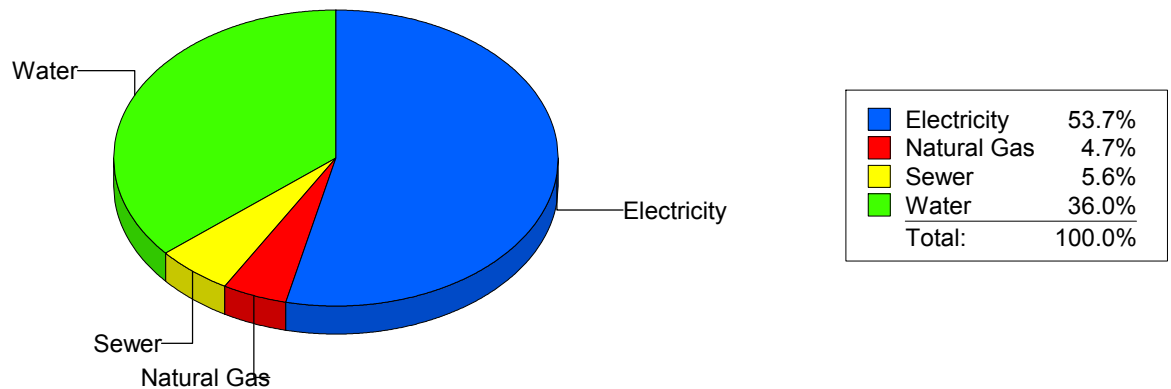
Cost Avoidance Program

Cost Summary Graph

Grouped by Energy Type

Energy Type	Use	Units	Meter Cost	Special Charges	Total Cost	Avg Unit Cost	% of Total Cost
Site: COLDWELL INTERMEDIAT - COLDWELL INTERMEDIAT							
Electricity	35,720	KWH	\$4,498.21	\$0.00	\$4,498.21	0.1259	53.68%
Natural Gas	109	CCF	\$393.46	\$0.00	\$393.46	3.6097	4.70%
Water	632	CCF	\$3,019.59	\$0.00	\$3,019.59	4.7778	36.04%
Sewer	182	CCF	\$467.91	\$0.00	\$467.91	2.5709	5.58%
Total Cost:			\$8,379.17	\$0.00	\$8,379.17		

For
COLDWELL
INTERMEDIAT



Filters: Cost Center Name Not Equal To DoNotReport; Billing Period Equal To 201509All Meter CodesAll Group Names

el Paso

Energy CAP

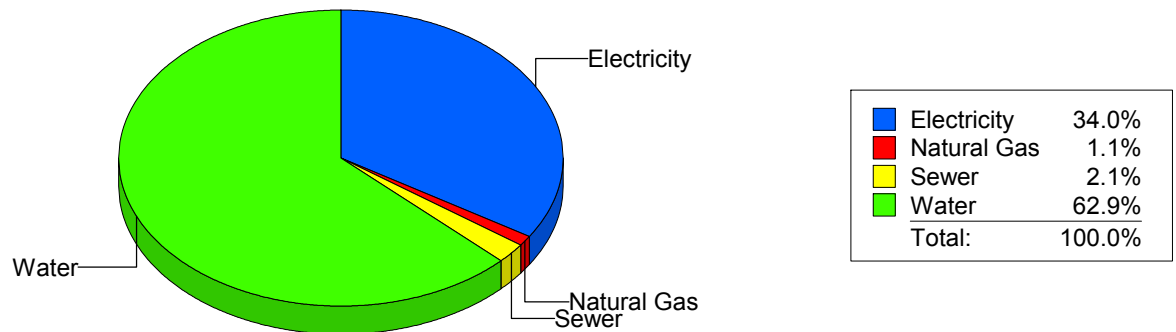
Cost Avoidance Program

Cost Summary Graph

Grouped by Energy Type

Energy Type	Use	Units	Meter Cost	Special Charges	Total Cost	Avg Unit Cost	% of Total Cost
Site: COLLINS ELEMENTARY - COLLINS ELEMENTARY							
Electricity	60,869	KWH	\$7,134.96	\$0.00	\$7,134.96	0.1172	33.95%
Natural Gas	0	CCF	\$235.06	\$0.00	\$235.06	0.0000	1.12%
Water	2,553	CCF	\$13,210.80	\$0.00	\$13,210.80	5.1746	62.86%
Sewer	184	CCF	\$434.90	\$0.00	\$434.90	2.3636	2.07%
Total Cost:			\$21,015.72	\$0.00	\$21,015.72		

For COLLINS
ELEMENTARY



Filters: Cost Center Name Not Equal To DoNotReport; Billing Period Equal To 201509All Meter CodesAll Group Names

elpaso

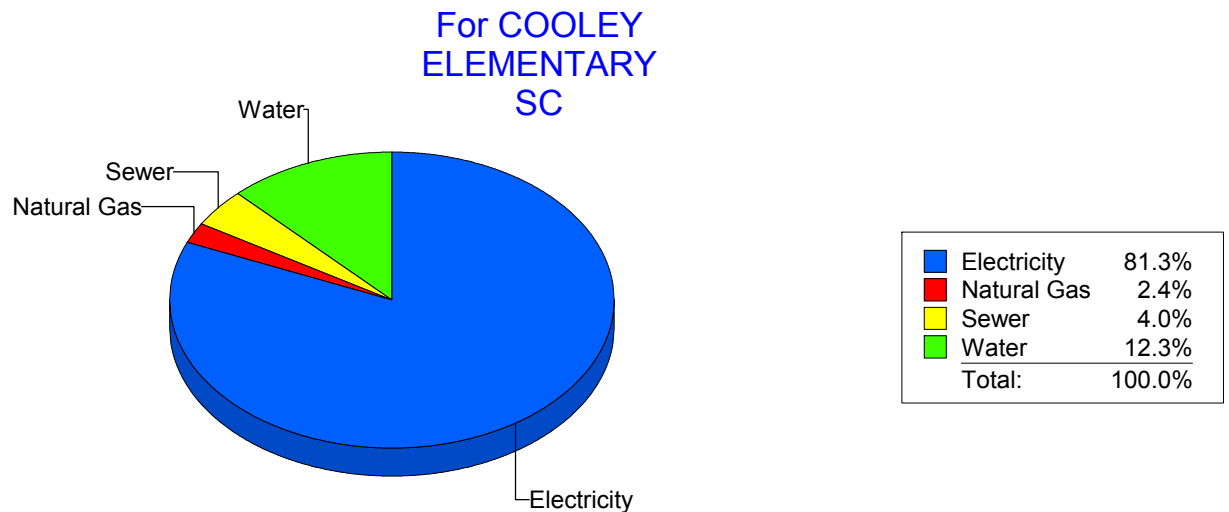
Energy CAP

Cost Avoidance Program

Cost Summary Graph

Grouped by Energy Type

Energy Type	Use	Units	Meter Cost	Special Charges	Total Cost	Avg Unit Cost	% of Total Cost
Site: COOLEY ELEMENTARY SC - COOLEY ELEMENTARY SC							
Electricity	100,800	KWH	\$13,090.88	\$0.00	\$13,090.88	0.1299	81.29%
Natural Gas	332	CCF	\$386.17	\$0.00	\$386.17	1.1632	2.40%
Water	456	CCF	\$1,979.09	\$0.00	\$1,979.09	4.3401	12.29%
Sewer	157	CCF	\$647.46	\$0.00	\$647.46	4.1239	4.02%
Total Cost:			\$16,103.60	\$0.00	\$16,103.60		



Filters: Cost Center Name Not Equal To DoNotReport; Billing Period Equal To 201509All Meter CodesAll Group Names

elpaso

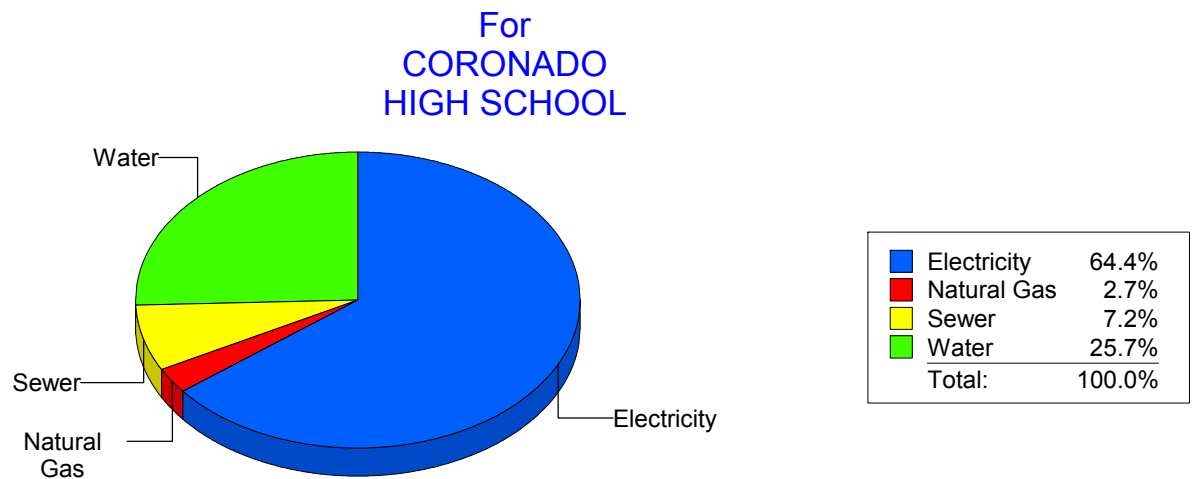
Energy CAP

Cost Avoidance Program

Cost Summary Graph

Grouped by Energy Type

Energy Type	Use	Units	Meter Cost	Special Charges	Total Cost	Avg Unit Cost	% of Total Cost
Site: CORONADO HIGH SCHOOL - CORONADO HIGH SCHOOL							
Electricity	162,333	KWH	\$21,103.92	\$0.00	\$21,103.92	0.1300	64.38%
Natural Gas	1,172	CCF	\$901.21	\$0.00	\$901.21	0.7690	2.75%
Water	4,504	CCF	\$8,410.68	\$0.00	\$8,410.68	1.8674	25.66%
Sewer	1,352	CCF	\$2,366.92	\$0.00	\$2,366.92	1.7507	7.22%
Total Cost:			\$32,782.73	\$0.00	\$32,782.73		



Filters: Cost Center Name Not Equal To DoNotReport; Billing Period Equal To 201509All Meter CodesAll Group Names

el Paso

Energy CAP

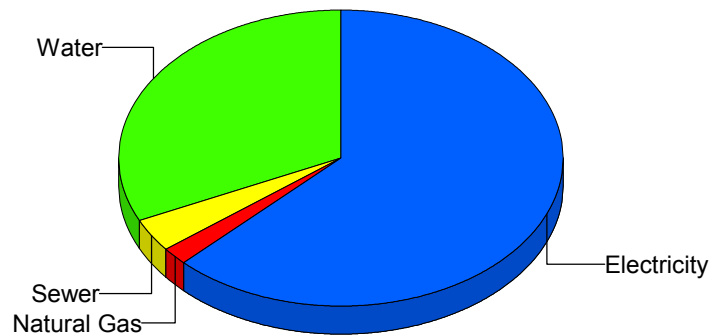
Cost Avoidance Program

Cost Summary Graph

Grouped by Energy Type

Energy Type	Use	Units	Meter Cost	Special Charges	Total Cost	Avg Unit Cost	% of Total Cost
Site: CROCKETT - CROCKETT ELEMENTARY							
Electricity	36,800	KWH	\$4,590.88	\$0.00	\$4,590.88	0.1248	62.39%
Natural Gas	93	CCF	\$151.89	\$0.00	\$151.89	1.6332	2.06%
Water	500	CCF	\$2,349.86	\$0.00	\$2,349.86	4.6997	31.94%
Sewer	85	CCF	\$265.59	\$0.00	\$265.59	3.1246	3.61%
Total Cost:			\$7,358.22	\$0.00	\$7,358.22		

For
CROCKETT
ELEMENTARY



Electricity	62.4%
Natural Gas	2.1%
Sewer	3.6%
Water	31.9%
Total:	100.0%

Filters: Cost Center Name Not Equal To DoNotReport; Billing Period Equal To 201509All Meter CodesAll Group Names

elpaso

Energy CAP

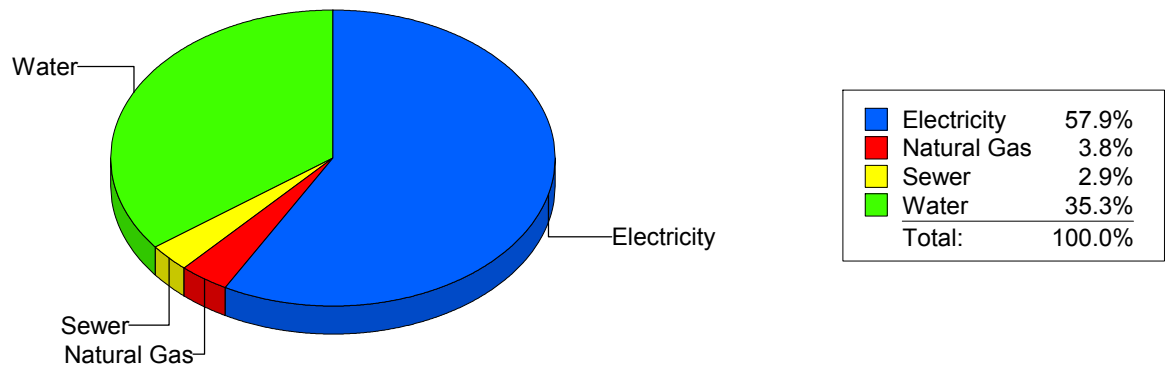
Cost Avoidance Program

Cost Summary Graph

Grouped by Energy Type

Energy Type	Use	Units	Meter Cost	Special Charges	Total Cost	Avg Unit Cost	% of Total Cost
Site: CROSBY ELEMENTARY - CROSBY ELEMENTARY							
Electricity	43,388	KWH	\$5,107.20	\$0.00	\$5,107.20	0.1177	57.93%
Natural Gas	227	CCF	\$334.49	\$0.00	\$334.49	1.4735	3.79%
Water	643	CCF	\$3,115.46	\$0.00	\$3,115.46	4.8452	35.34%
Sewer	81	CCF	\$259.63	\$0.00	\$259.63	3.2053	2.94%
Total Cost:			\$8,816.78	\$0.00	\$8,816.78		

For CROSBY
ELEMENTARY



Filters: Cost Center Name Not Equal To DoNotReport; Billing Period Equal To 201509All Meter CodesAll Group Names

elpaso

Energy CAP

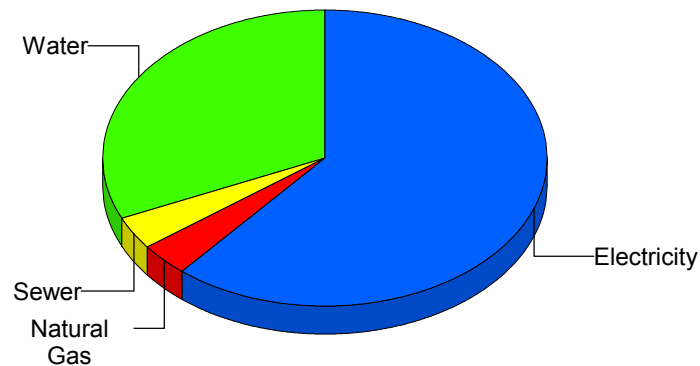
Cost Avoidance Program

Cost Summary Graph

Grouped by Energy Type

Energy Type	Use	Units	Meter Cost	Special Charges	Total Cost	Avg Unit Cost	% of Total Cost
Site: DOUGLASS ELEMENTARY - DOUGLASS ELEMENTARY							
Electricity	45,202	KWH	\$5,324.38	\$0.00	\$5,324.38	0.1178	61.08%
Natural Gas	176	CCF	\$309.41	\$0.00	\$309.41	1.7580	3.55%
Water	587	CCF	\$2,758.93	\$0.00	\$2,758.93	4.7001	31.65%
Sewer	83	CCF	\$324.19	\$0.00	\$324.19	3.9059	3.72%
Total Cost:			\$8,716.91	\$0.00	\$8,716.91		

For
DOUGLASS
ELEMENTARY



Electricity	61.1%
Natural Gas	3.5%
Sewer	3.7%
Water	31.7%
Total:	100.0%

Filters: Cost Center Name Not Equal To DoNotReport; Billing Period Equal To 201509All Meter CodesAll Group Names

elpaso

Energy CAP

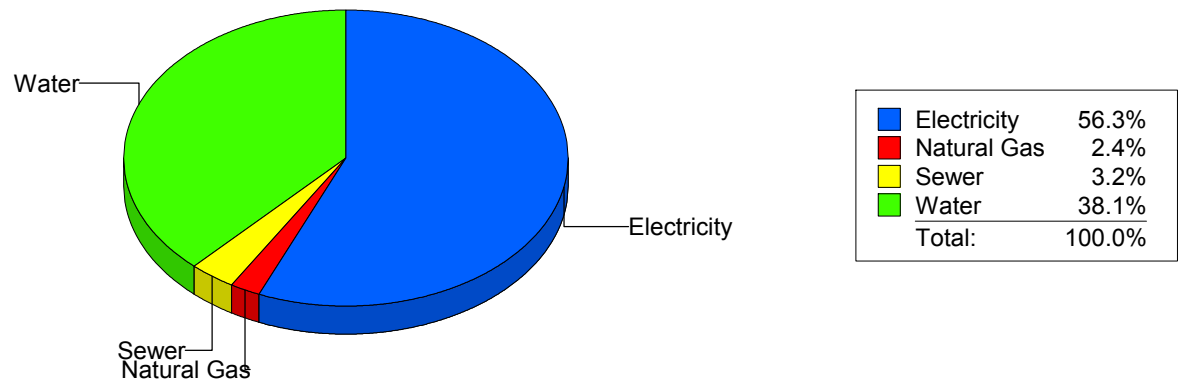
Cost Avoidance Program

Cost Summary Graph

Grouped by Energy Type

Energy Type	Use	Units	Meter Cost	Special Charges	Total Cost	Avg Unit Cost	% of Total Cost
Site: DOWELL ELEMENTARY - DOWELL ELEMENTARY							
Electricity	26,417	KWH	\$3,435.88	\$0.00	\$3,435.88	0.1301	56.31%
Natural Gas	79	CCF	\$146.75	\$0.00	\$146.75	1.8576	2.40%
Water	779	CCF	\$2,326.10	\$0.00	\$2,326.10	2.9860	38.12%
Sewer	91	CCF	\$193.38	\$0.00	\$193.38	2.1251	3.17%
Total Cost:			\$6,102.11	\$0.00	\$6,102.11		

For DOWELL
ELEMENTARY



Filters: Cost Center Name Not Equal To DoNotReport; Billing Period Equal To 201509All Meter CodesAll Group Names

elpaso

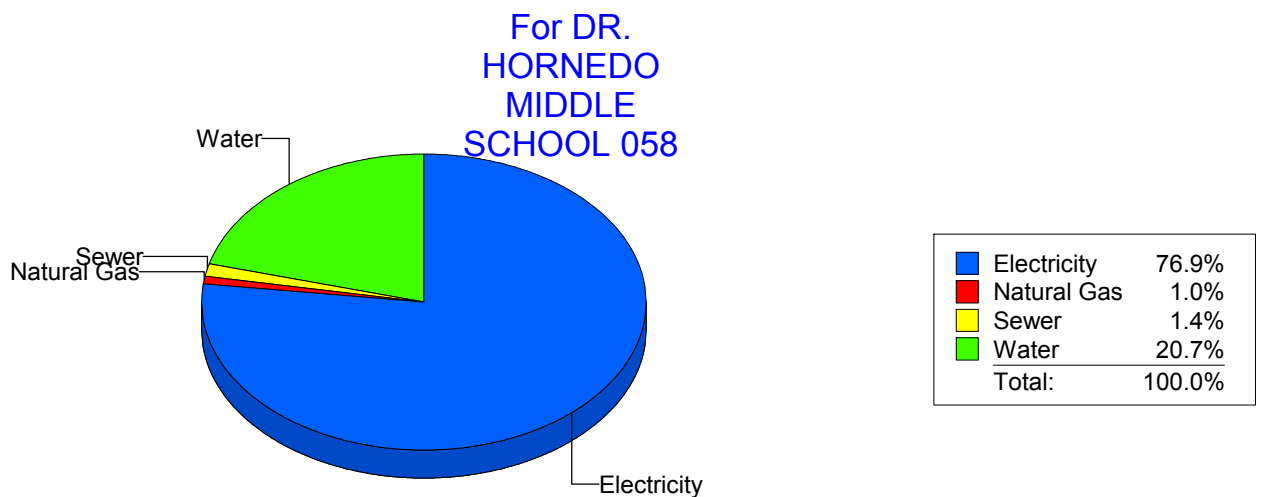
Energy CAP

Cost Avoidance Program

Cost Summary Graph

Grouped by Energy Type

Energy Type	Use	Units	Meter Cost	Special Charges	Total Cost	Avg Unit Cost	% of Total Cost
Site: DRHORNEDOMIDDLESCHOOL - DR. HORNEDO MIDDLE SCHOOL 058							
Electricity	156,230	KWH	\$23,534.40	\$0.00	\$23,534.40	0.1506	76.87%
Natural Gas	405	CCF	\$304.57	\$0.00	\$304.57	0.7520	0.99%
Water	1,552	CCF	\$6,352.17	\$0.00	\$6,352.17	4.0929	20.75%
Sewer	119	CCF	\$424.88	\$0.00	\$424.88	3.5704	1.39%
Total Cost:			\$30,616.02	\$0.00	\$30,616.02		



Filters: Cost Center Name Not Equal To DoNotReport; Billing Period Equal To 201509All Meter CodesAll Group Names

elpaso

Energy CAP

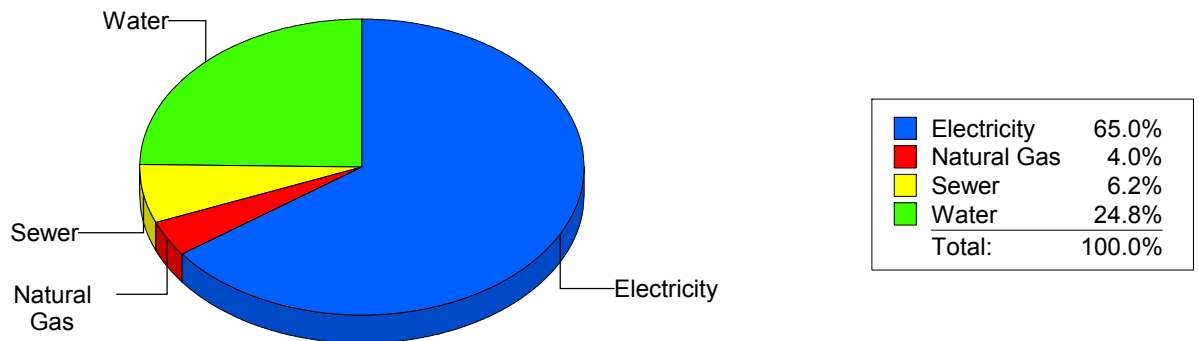
Cost Avoidance Program

Cost Summary Graph

Grouped by Energy Type

Energy Type	Use	Units	Meter Cost	Special Charges	Total Cost	Avg Unit Cost	% of Total Cost
Site: DR. L.A. NIXON ELEME - DR. L.A. NIXON ELEME							
Electricity	44,840	KWH	\$5,200.79	\$0.00	\$5,200.79	0.1160	64.99%
Natural Gas	200	CCF	\$321.21	\$0.00	\$321.21	1.6061	4.01%
Water	512	CCF	\$1,987.84	\$0.00	\$1,987.84	3.8825	24.84%
Sewer	137	CCF	\$492.13	\$0.00	\$492.13	3.5922	6.15%
Total Cost:			\$8,001.97	\$0.00	\$8,001.97		

For DR. L.A.
NIXON ELEME



Filters: Cost Center Name Not Equal To DoNotReport; Billing Period Equal To 201509All Meter CodesAll Group Names

elpaso

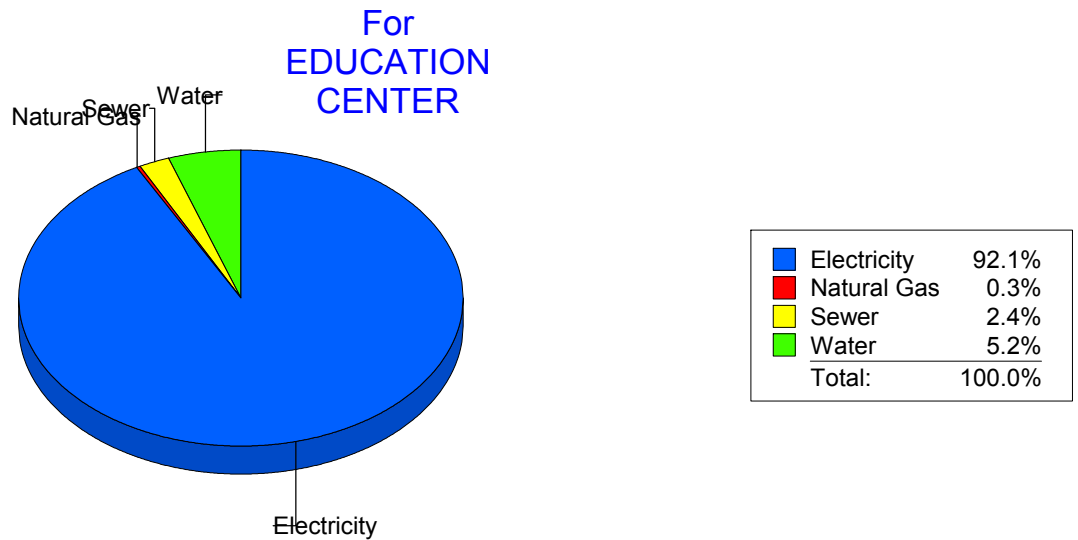
Energy CAP

Cost Avoidance Program

Cost Summary Graph

Grouped by Energy Type

Energy Type	Use	Units	Meter Cost	Special Charges	Total Cost	Avg Unit Cost	% of Total Cost
Site: EDUCATION CENTER - EDUCATION CENTER							
Electricity	342,746	KWH	\$34,726.31	\$0.00	\$34,726.31	0.1013	92.09%
Natural Gas	24	CCF	\$126.40	\$0.00	\$126.40	5.2667	0.34%
Water	630	CCF	\$1,942.49	\$0.00	\$1,942.49	3.0833	5.15%
Sewer	373	CCF	\$913.24	\$0.00	\$913.24	2.4484	2.42%
Total Cost:			\$37,708.44	\$0.00	\$37,708.44		



Filters: Cost Center Name Not Equal To DoNotReport; Billing Period Equal To 201509All Meter CodesAll Group Names

elpaso

Energy CAP

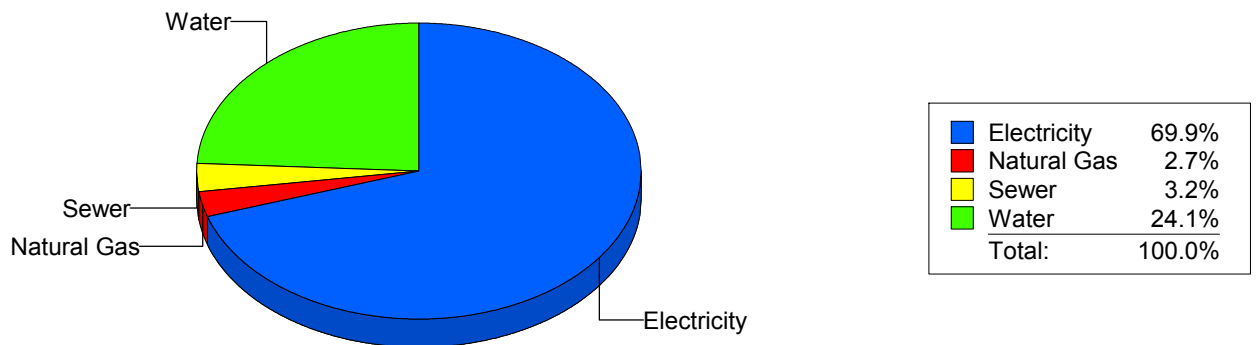
Cost Avoidance Program

Cost Summary Graph

Grouped by Energy Type

Energy Type	Use	Units	Meter Cost	Special Charges	Total Cost	Avg Unit Cost	% of Total Cost
Site: EL PASO HIGH SCHOOL - EL PASO HIGH SCHOOL							
Electricity	192,251	KWH	\$22,393.97	\$0.00	\$22,393.97	0.1165	69.95%
Natural Gas	438	CCF	\$877.53	\$0.00	\$877.53	2.0035	2.74%
Water	1,983	CCF	\$7,709.51	\$0.00	\$7,709.51	3.8878	24.08%
Sewer	355	CCF	\$1,035.04	\$0.00	\$1,035.04	2.9156	3.23%
Total Cost:			\$32,016.05	\$0.00	\$32,016.05		

For EL PASO
HIGH SCHOOL



Filters: Cost Center Name Not Equal To DoNotReport; Billing Period Equal To 201509All Meter CodesAll Group Names

elpaso

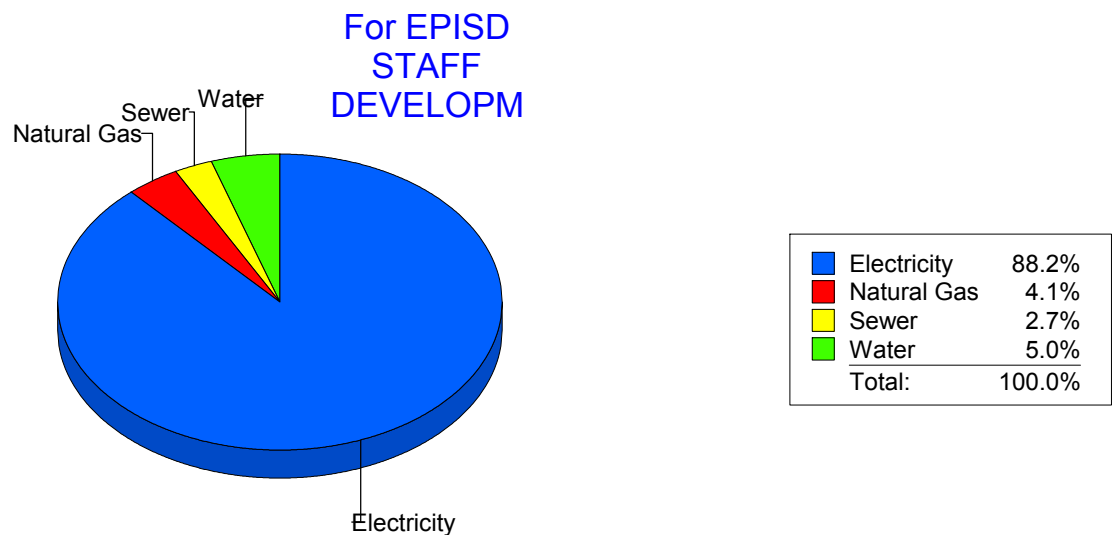
Energy CAP

Cost Avoidance Program

Cost Summary Graph

Grouped by Energy Type

Energy Type	Use	Units	Meter Cost	Special Charges	Total Cost	Avg Unit Cost	% of Total Cost
Site: EPISD STAFF DEVELOPM - EPISD STAFF DEVELOPM							
Electricity	23,400	KWH	\$2,605.21	\$0.00	\$2,605.21	0.1113	88.20%
Natural Gas	12	CCF	\$121.96	\$0.00	\$121.96	10.1633	4.13%
Water	33	CCF	\$146.46	\$0.00	\$146.46	4.4382	4.96%
Sewer	15	CCF	\$80.14	\$0.00	\$80.14	5.3427	2.71%
Total Cost:			\$2,953.77	\$0.00	\$2,953.77		



Filters: Cost Center Name Not Equal To DoNotReport; Billing Period Equal To 201509All Meter CodesAll Group Names

elpaso

Energy CAP

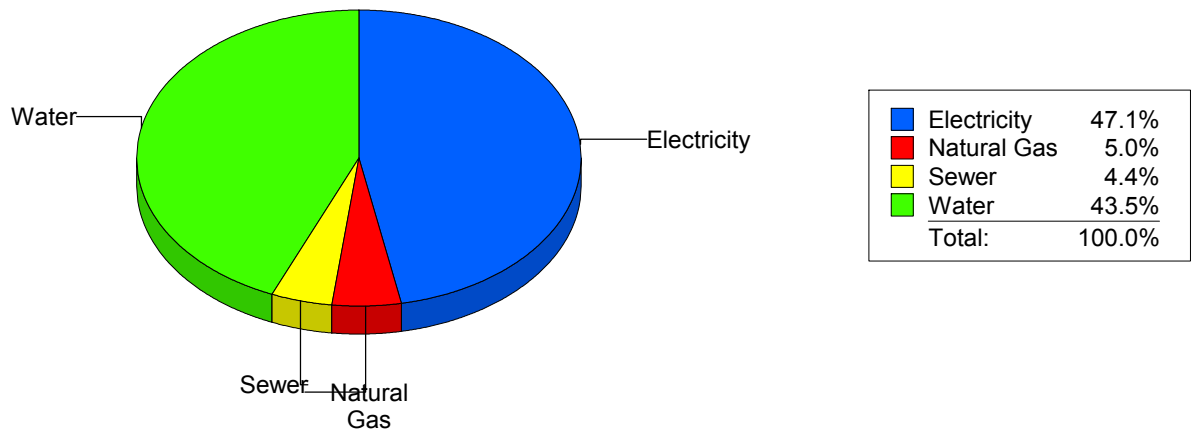
Cost Avoidance Program

Cost Summary Graph

Grouped by Energy Type

Energy Type	Use	Units	Meter Cost	Special Charges	Total Cost	Avg Unit Cost	% of Total Cost
Site: FANNIN ELEMENTARY - FANNIN ELEMENTARY							
Electricity	34,019	KWH	\$4,146.22	\$0.00	\$4,146.22	0.1219	47.05%
Natural Gas	200	CCF	\$438.74	\$0.00	\$438.74	2.1937	4.98%
Water	1,275	CCF	\$3,835.71	\$0.00	\$3,835.71	3.0084	43.53%
Sewer	108	CCF	\$391.13	\$0.00	\$391.13	3.6216	4.44%
Total Cost:			\$8,811.80	\$0.00	\$8,811.80		

For FANNIN
ELEMENTARY



Filters: Cost Center Name Not Equal To DoNotReport; Billing Period Equal To 201509All Meter CodesAll Group Names

elpaso

Energy CAP

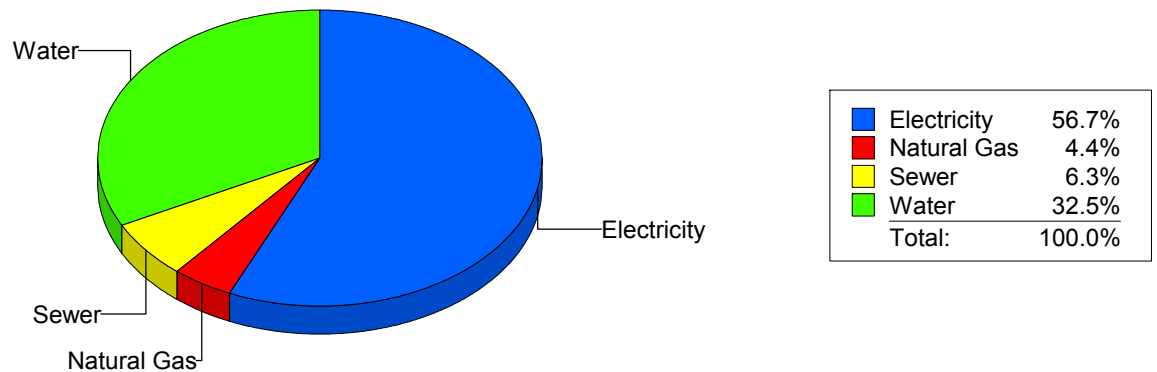
Cost Avoidance Program

Cost Summary Graph

Grouped by Energy Type

Energy Type	Use	Units	Meter Cost	Special Charges	Total Cost	Avg Unit Cost	% of Total Cost
Site: FINE ARTS/MULTIMEDIA - FINE ARTS/MULTIMEDIA							
Electricity	12,669	KWH	\$1,513.31	\$0.00	\$1,513.31	0.1194	56.71%
Natural Gas	3	CCF	\$118.64	\$0.00	\$118.64	39.5467	4.45%
Water	240	CCF	\$867.11	\$0.00	\$867.11	3.6130	32.50%
Sewer	67	CCF	\$169.30	\$0.00	\$169.30	2.5269	6.34%
Total Cost:			\$2,668.36	\$0.00	\$2,668.36		

For FINE
ARTS/MULTIMEDIA



Filters: Cost Center Name Not Equal To DoNotReport; Billing Period Equal To 201509All Meter CodesAll Group Names

elpaso

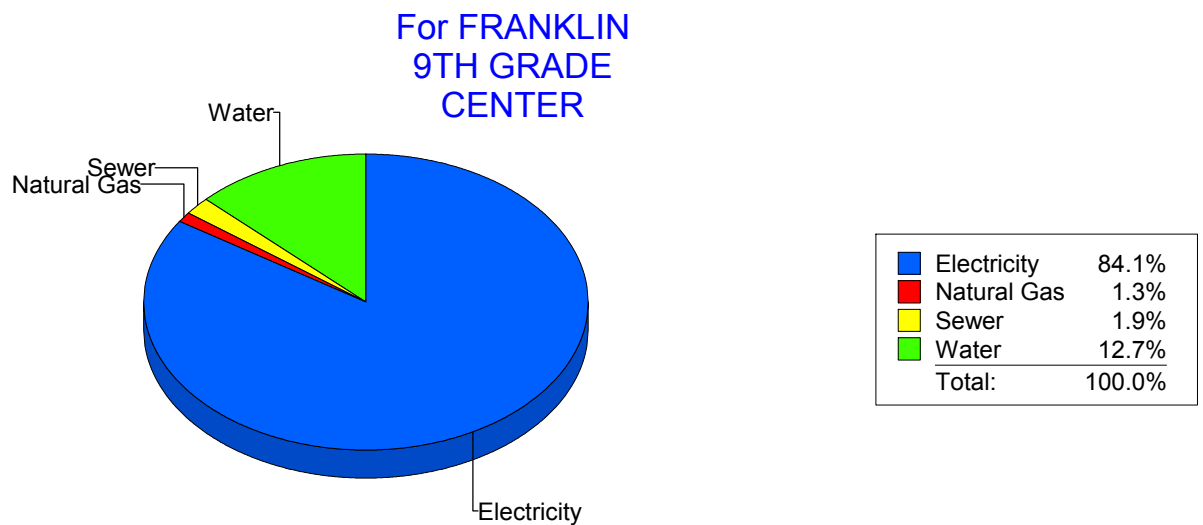
Energy CAP

Cost Avoidance Program

Cost Summary Graph

Grouped by Energy Type

Energy Type	Use	Units	Meter Cost	Special Charges	Total Cost	Avg Unit Cost	% of Total Cost
Site: FRANKLIN9THGRADECENTER - FRANKLIN 9TH GRADE CENTER							
Electricity	144,000	KWH	\$16,642.84	\$0.00	\$16,642.84	0.1156	84.07%
Natural Gas	298	CCF	\$251.91	\$0.00	\$251.91	0.8453	1.27%
Water	1,183	CCF	\$2,521.22	\$0.00	\$2,521.22	2.1312	12.74%
Sewer	89	CCF	\$380.18	\$0.00	\$380.18	4.2717	1.92%
Total Cost:			\$19,796.15	\$0.00	\$19,796.15		



Filters: Cost Center Name Not Equal To DoNotReport; Billing Period Equal To 201509All Meter CodesAll Group Names

elpaso

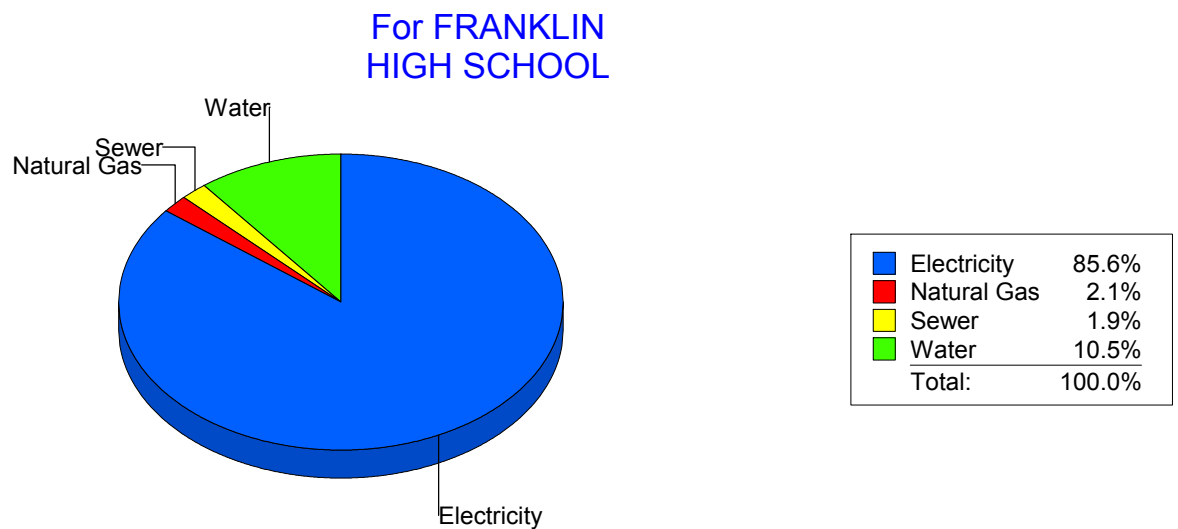
Energy CAP

Cost Avoidance Program

Cost Summary Graph

Grouped by Energy Type

Energy Type	Use	Units	Meter Cost	Special Charges	Total Cost	Avg Unit Cost	% of Total Cost
Site: FRANKLIN HIGH SCHOOL - FRANKLIN HIGH SCHOOL							
Electricity	342,135	KWH	\$35,493.84	\$0.00	\$35,493.84	0.1037	85.56%
Natural Gas	1,332	CCF	\$850.98	\$0.00	\$850.98	0.6389	2.05%
Water	1,276	CCF	\$4,336.47	\$0.00	\$4,336.47	3.3985	10.45%
Sewer	372	CCF	\$801.85	\$0.00	\$801.85	2.1555	1.93%
Total Cost:			\$41,483.14	\$0.00	\$41,483.14		



Filters: Cost Center Name Not Equal To DoNotReport; Billing Period Equal To 201509All Meter CodesAll Group Names

elpaso

Energy CAP

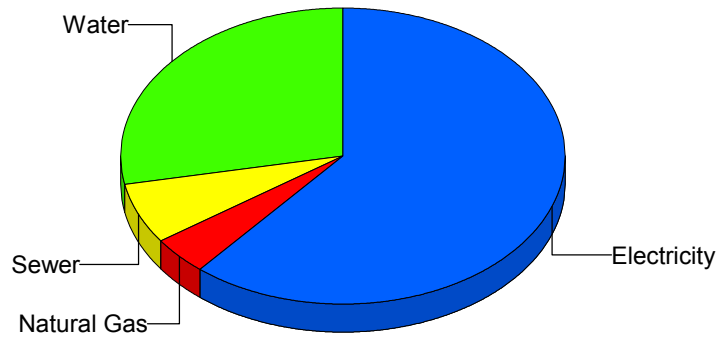
Cost Avoidance Program

Cost Summary Graph

Grouped by Energy Type

Energy Type	Use	Units	Meter Cost	Special Charges	Total Cost	Avg Unit Cost	% of Total Cost
Site: GREEN ELEMENTARY SCH - GREEN ELEMENTARY SCH							
Electricity	43,800	KWH	\$5,030.86	\$0.00	\$5,030.86	0.1149	61.14%
Natural Gas	220	CCF	\$331.05	\$0.00	\$331.05	1.5048	4.02%
Water	594	CCF	\$2,298.75	\$0.00	\$2,298.75	3.8699	27.94%
Sewer	168	CCF	\$567.36	\$0.00	\$567.36	3.3771	6.90%
Total Cost:			\$8,228.02	\$0.00	\$8,228.02		

For GREEN
ELEMENTARY
SCH



Electricity	61.1%
Natural Gas	4.0%
Sewer	6.9%
Water	27.9%
Total:	100.0%

Filters: Cost Center Name Not Equal To DoNotReport; Billing Period Equal To 201509All Meter CodesAll Group Names

elpaso

Energy CAP

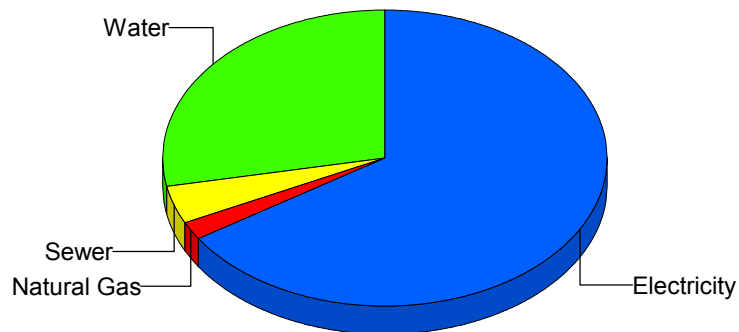
Cost Avoidance Program

Cost Summary Graph

Grouped by Energy Type

Energy Type	Use	Units	Meter Cost	Special Charges	Total Cost	Avg Unit Cost	% of Total Cost
Site: GUILLEN MIDDLE SCHOO - GUILLEN MIDDLE SCHOO							
Electricity	106,246	KWH	\$11,442.40	\$0.00	\$11,442.40	0.1077	65.94%
Natural Gas	239	CCF	\$340.40	\$0.00	\$340.40	1.4243	1.96%
Water	1,377	CCF	\$4,887.22	\$0.00	\$4,887.22	3.5492	28.16%
Sewer	304	CCF	\$683.17	\$0.00	\$683.17	2.2473	3.94%
Total Cost:			\$17,353.19	\$0.00	\$17,353.19		

For GUILLEN
MIDDLE
SCHOO



Electricity	65.9%
Natural Gas	2.0%
Sewer	3.9%
Water	28.2%
Total:	100.0%

Filters: Cost Center Name Not Equal To DoNotReport; Billing Period Equal To 201509All Meter CodesAll Group Names

elpaso

Energy CAP

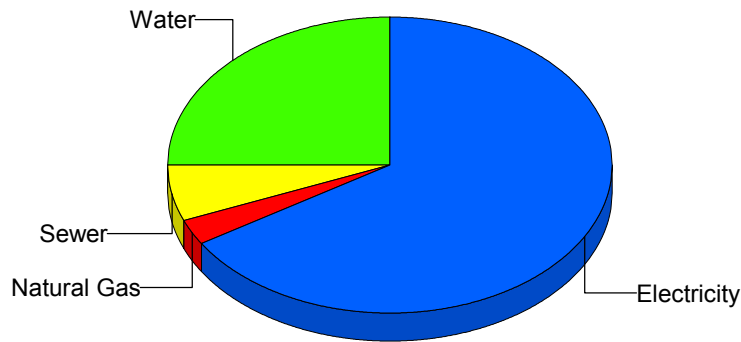
Cost Avoidance Program

Cost Summary Graph

Grouped by Energy Type

Energy Type	Use	Units	Meter Cost	Special Charges	Total Cost	Avg Unit Cost	% of Total Cost
Site: H.E. CHARLES MIDDLE - H.E. CHARLES MIDDLE							
Electricity	101,311	KWH	\$12,252.20	\$0.00	\$12,252.20	0.1209	66.12%
Natural Gas	542	CCF	\$488.62	\$0.00	\$488.62	0.9015	2.64%
Water	1,683	CCF	\$4,642.27	\$0.00	\$4,642.27	2.7583	25.05%
Sewer	604	CCF	\$1,147.53	\$0.00	\$1,147.53	1.8999	6.19%
Total Cost:			\$18,530.62	\$0.00	\$18,530.62		

For H.E.
CHARLES
MIDDLE



Electricity	66.1%
Natural Gas	2.6%
Sewer	6.2%
Water	25.1%
Total:	100.0%

Filters: Cost Center Name Not Equal To DoNotReport; Billing Period Equal To 201509All Meter CodesAll Group Names

elpaso

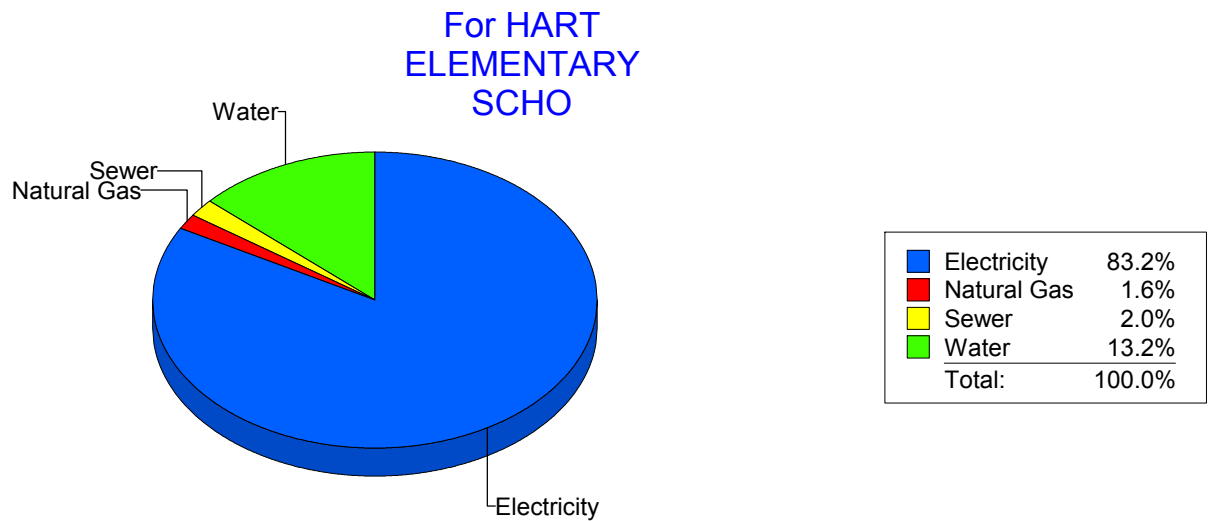
Energy CAP

Cost Avoidance Program

Cost Summary Graph

Grouped by Energy Type

Energy Type	Use	Units	Meter Cost	Special Charges	Total Cost	Avg Unit Cost	% of Total Cost
Site: HART ELEMENTARY SCHO - HART ELEMENTARY SCHO							
Electricity	69,360	KWH	\$9,884.15	\$0.00	\$9,884.15	0.1425	83.15%
Natural Gas	181	CCF	\$194.54	\$0.00	\$194.54	1.0748	1.64%
Water	383	CCF	\$1,571.41	\$0.00	\$1,571.41	4.1029	13.22%
Sewer	51	CCF	\$236.73	\$0.00	\$236.73	4.6418	1.99%
Total Cost:			\$11,886.83	\$0.00	\$11,886.83		



Filters: Cost Center Name Not Equal To DoNotReport; Billing Period Equal To 201509All Meter CodesAll Group Names

elpaso

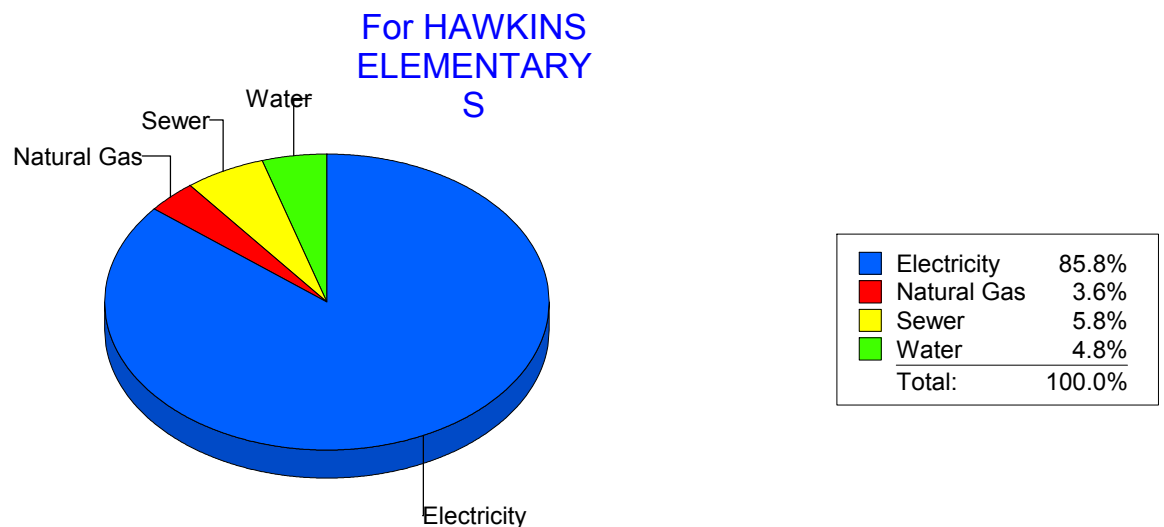
Energy CAP

Cost Avoidance Program

Cost Summary Graph

Grouped by Energy Type

Energy Type	Use	Units	Meter Cost	Special Charges	Total Cost	Avg Unit Cost	% of Total Cost
Site: HAWKINS ELEMENTARY S - HAWKINS ELEMENTARY S							
Electricity	30,253	KWH	\$3,391.07	\$0.00	\$3,391.07	0.1121	85.76%
Natural Gas	63	CCF	\$140.80	\$0.00	\$140.80	2.2349	3.56%
Water	36	CCF	\$191.02	\$0.00	\$191.02	5.3061	4.83%
Sewer	62	CCF	\$231.32	\$0.00	\$231.32	3.7310	5.85%
Total Cost:			\$3,954.21	\$0.00	\$3,954.21		



Filters: Cost Center Name Not Equal To DoNotReport; Billing Period Equal To 201509All Meter CodesAll Group Names

elpaso

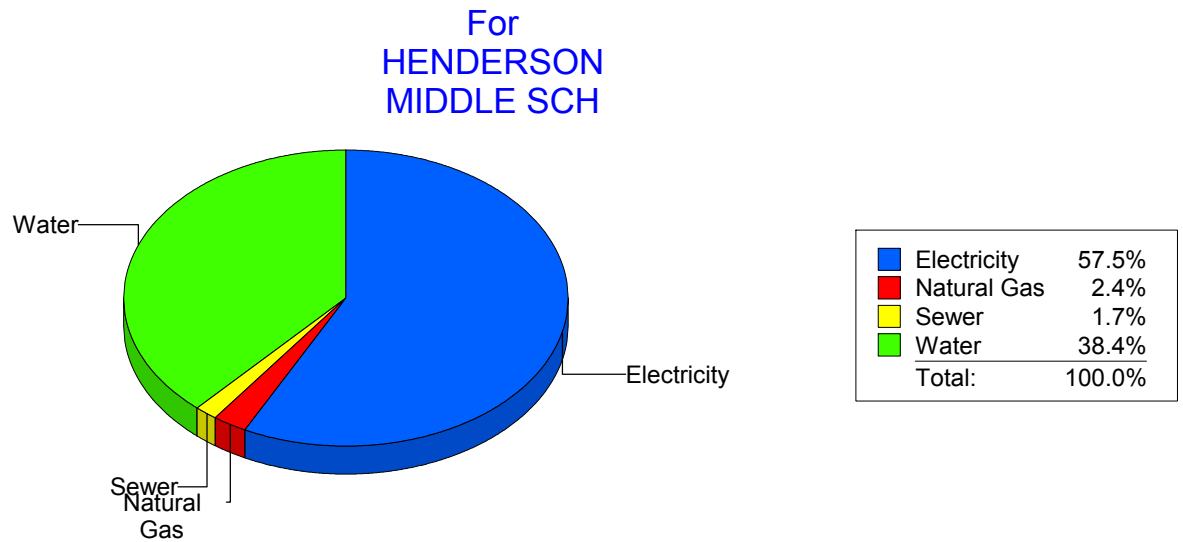
Energy CAP

Cost Avoidance Program

Cost Summary Graph

Grouped by Energy Type

Energy Type	Use	Units	Meter Cost	Special Charges	Total Cost	Avg Unit Cost	% of Total Cost
Site: HENDERSON MIDDLE SCH - HENDERSON MIDDLE SCH							
Electricity	68,506	KWH	\$8,189.49	\$0.00	\$8,189.49	0.1195	57.52%
Natural Gas	474	CCF	\$338.53	\$0.00	\$338.53	0.7142	2.38%
Water	1,390	CCF	\$5,463.10	\$0.00	\$5,463.10	3.9303	38.37%
Sewer	118	CCF	\$245.29	\$0.00	\$245.29	2.0787	1.72%
Total Cost:			\$14,236.41	\$0.00	\$14,236.41		



Filters: Cost Center Name Not Equal To DoNotReport; Billing Period Equal To 201509All Meter CodesAll Group Names

elpaso

Energy CAP

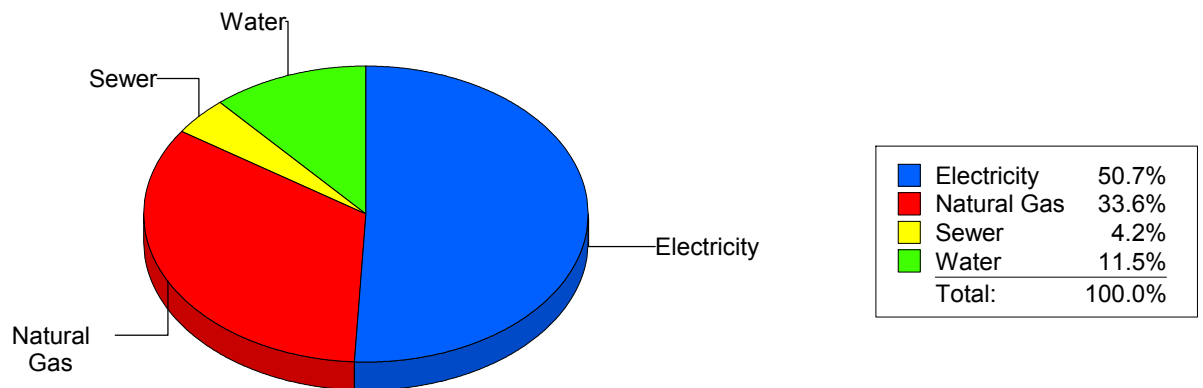
Cost Avoidance Program

Cost Summary Graph

Grouped by Energy Type

Energy Type	Use	Units	Meter Cost	Special Charges	Total Cost	Avg Unit Cost	% of Total Cost
Site: HERCULES COTTAGES - HERCULES COTTAGES							
Electricity	5,676	KWH	\$910.46	\$0.00	\$910.46	0.1604	50.72%
Natural Gas	43	CCF	\$603.53	\$0.00	\$603.53	14.0356	33.62%
Water	62	CCF	\$205.55	\$0.00	\$205.55	3.3153	11.45%
Sewer	27	CCF	\$75.63	\$0.00	\$75.63	2.8011	4.21%
Total Cost:			\$1,795.17	\$0.00	\$1,795.17		

For HERCULES COTTAGES



Filters: Cost Center Name Not Equal To DoNotReport; Billing Period Equal To 201509All Meter CodesAll Group Names

elpaso

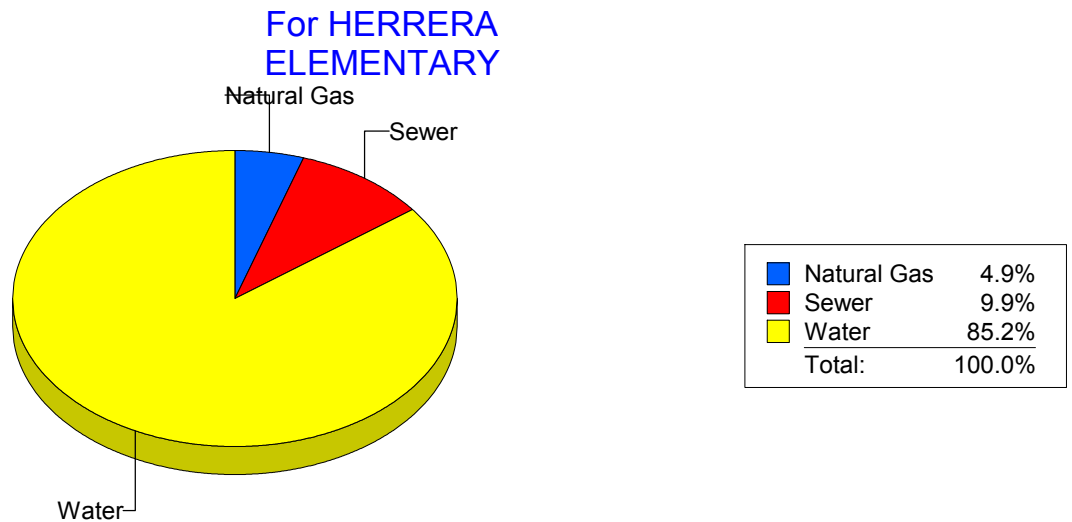
Energy CAP

Cost Avoidance Program

Cost Summary Graph

Grouped by Energy Type

Energy Type	Use	Units	Meter Cost	Special Charges	Total Cost	Avg Unit Cost	% of Total Cost
Site: HERRERA - HERRERA ELEMENTARY							
Natural Gas	239	CCF	\$222.87	\$0.00	\$222.87	0.9325	4.93%
Water	1,012	CCF	\$3,851.88	\$0.00	\$3,851.88	3.8062	85.15%
Sewer	135	CCF	\$448.72	\$0.00	\$448.72	3.3239	9.92%
Total Cost:			\$4,523.47	\$0.00	\$4,523.47		



Filters: Cost Center Name Not Equal To DoNotReport; Billing Period Equal To 201509All Meter CodesAll Group Names

elpaso

Energy CAP

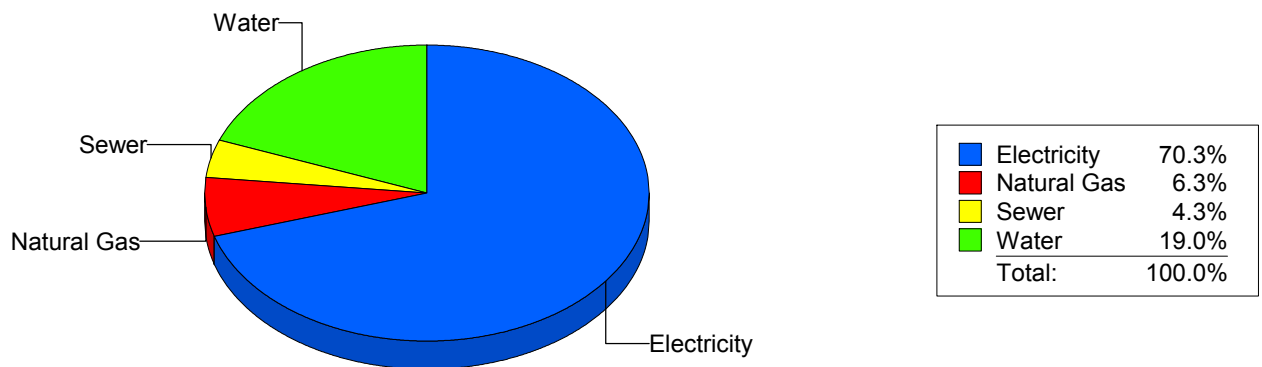
Cost Avoidance Program

Cost Summary Graph

Grouped by Energy Type

Energy Type	Use	Units	Meter Cost	Special Charges	Total Cost	Avg Unit Cost	% of Total Cost
Site: HILLSIDE ELEMENTARY - HILLSIDE ELEMENTARY							
Electricity	51,706	KWH	\$6,363.71	\$0.00	\$6,363.71	0.1231	70.28%
Natural Gas	261	CCF	\$574.81	\$0.00	\$574.81	2.2023	6.35%
Water	430	CCF	\$1,723.63	\$0.00	\$1,723.63	4.0084	19.04%
Sewer	109	CCF	\$392.62	\$0.00	\$392.62	3.6020	4.34%
Total Cost:			\$9,054.77	\$0.00	\$9,054.77		

For HILLSIDE
ELEMENTARY



Filters: Cost Center Name Not Equal To DoNotReport; Billing Period Equal To 201509All Meter CodesAll Group Names

elpaso

Energy CAP

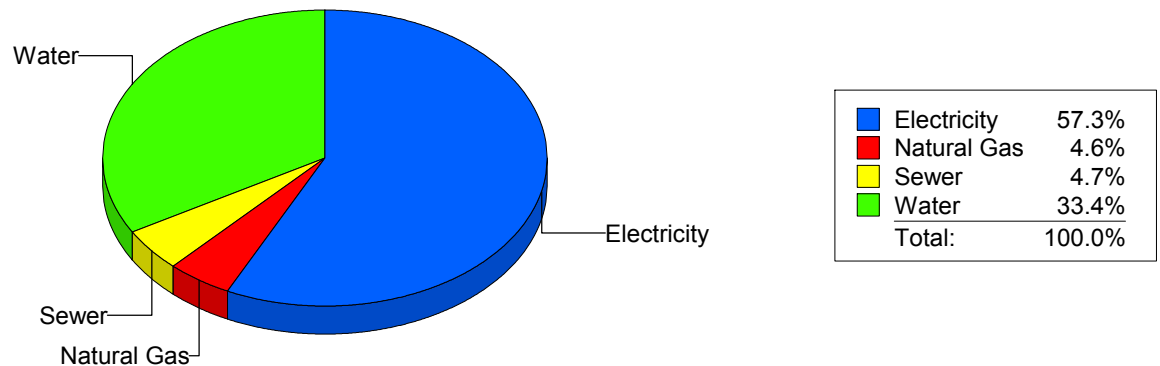
Cost Avoidance Program

Cost Summary Graph

Grouped by Energy Type

Energy Type	Use	Units	Meter Cost	Special Charges	Total Cost	Avg Unit Cost	% of Total Cost
Site: HOUSTON INTERMEDIATE - HOUSTON INTERMEDIATE							
Electricity	38,000	KWH	\$4,444.14	\$0.00	\$4,444.14	0.1170	57.32%
Natural Gas	1	CCF	\$352.96	\$0.00	\$352.96	352.9600	4.55%
Water	530	CCF	\$2,591.53	\$0.00	\$2,591.53	4.8897	33.43%
Sewer	82	CCF	\$364.19	\$0.00	\$364.19	4.4413	4.70%
Total Cost:			\$7,752.82	\$0.00	\$7,752.82		

For HOUSTON
INTERMEDIATE



Filters: Cost Center Name Not Equal To DoNotReport; Billing Period Equal To 201509All Meter CodesAll Group Names

elpaso

Energy CAP

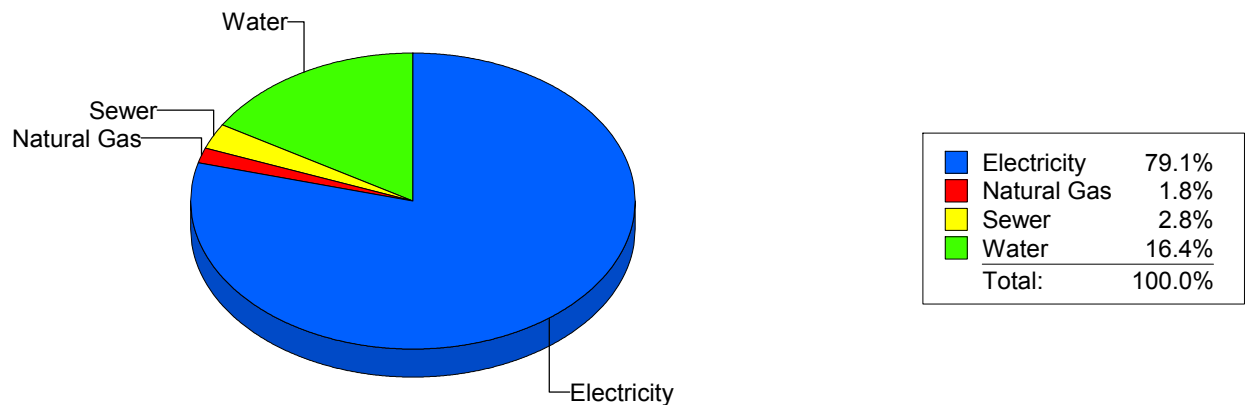
Cost Avoidance Program

Cost Summary Graph

Grouped by Energy Type

Energy Type	Use	Units	Meter Cost	Special Charges	Total Cost	Avg Unit Cost	% of Total Cost
Site: MOYE - HR MOYE							
Electricity	86,880	KWH	\$10,315.99	\$0.00	\$10,315.99	0.1187	79.05%
Natural Gas	330	CCF	\$240.70	\$0.00	\$240.70	0.7294	1.84%
Water	431	CCF	\$2,133.85	\$0.00	\$2,133.85	4.9509	16.35%
Sewer	75	CCF	\$359.32	\$0.00	\$359.32	4.7909	2.75%
Total Cost:			\$13,049.86	\$0.00	\$13,049.86		

For HR MOYE



Filters: Cost Center Name Not Equal To DoNotReport; Billing Period Equal To 201509All Meter CodesAll Group Names

elpaso

Energy CAP

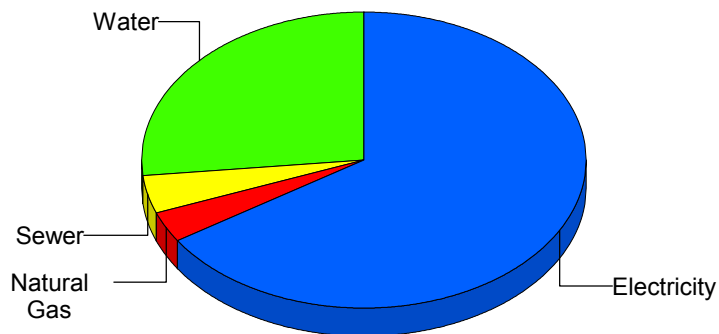
Cost Avoidance Program

Cost Summary Graph

Grouped by Energy Type

Energy Type	Use	Units	Meter Cost	Special Charges	Total Cost	Avg Unit Cost	% of Total Cost
Site: HUGHEY ELEMENTARY SC - HUGHEY ELEMENTARY SC							
Electricity	57,097	KWH	\$7,916.37	\$0.00	\$7,916.37	0.1386	65.77%
Natural Gas	145	CCF	\$408.38	\$0.00	\$408.38	2.8164	3.39%
Water	712	CCF	\$3,193.87	\$0.00	\$3,193.87	4.4858	26.53%
Sewer	147	CCF	\$518.71	\$0.00	\$518.71	3.5286	4.31%
Total Cost:			\$12,037.33	\$0.00	\$12,037.33		

For HUGHEY
ELEMENTARY
SC



Electricity	65.8%
Natural Gas	3.4%
Sewer	4.3%
Water	26.5%
Total:	100.0%

Filters: Cost Center Name Not Equal To DoNotReport; Billing Period Equal To 201509All Meter CodesAll Group Names

elpaso

Energy CAP

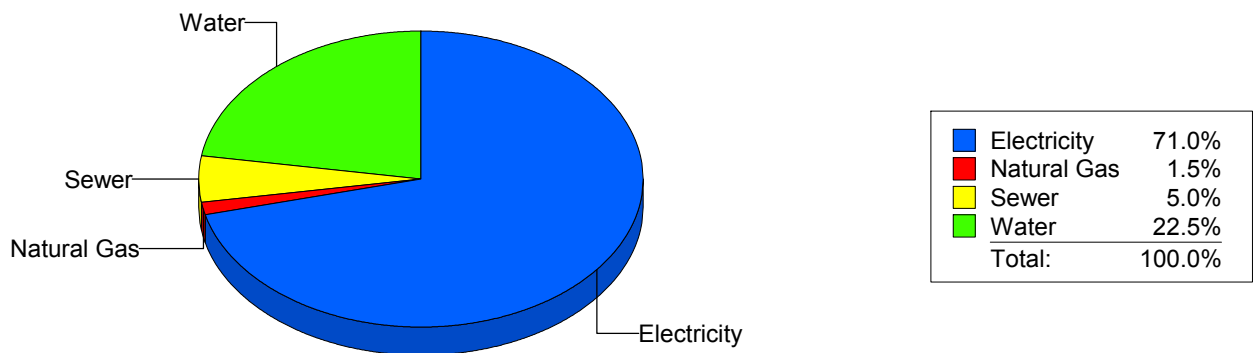
Cost Avoidance Program

Cost Summary Graph

Grouped by Energy Type

Energy Type	Use	Units	Meter Cost	Special Charges	Total Cost	Avg Unit Cost	% of Total Cost
Site: IRVIN HIGH SCHOOL - IRVIN HIGH SCHOOL							
Electricity	158,127	KWH	\$17,549.78	\$0.00	\$17,549.78	0.1110	71.00%
Natural Gas	318	CCF	\$379.28	\$0.00	\$379.28	1.1927	1.53%
Water	2,029	CCF	\$5,563.30	\$0.00	\$5,563.30	2.7419	22.51%
Sewer	714	CCF	\$1,224.60	\$0.00	\$1,224.60	1.7151	4.95%
Total Cost:			\$24,716.96	\$0.00	\$24,716.96		

For IRVIN HIGH SCHOOL



Filters: Cost Center Name Not Equal To DoNotReport; Billing Period Equal To 201509All Meter CodesAll Group Names

el Paso

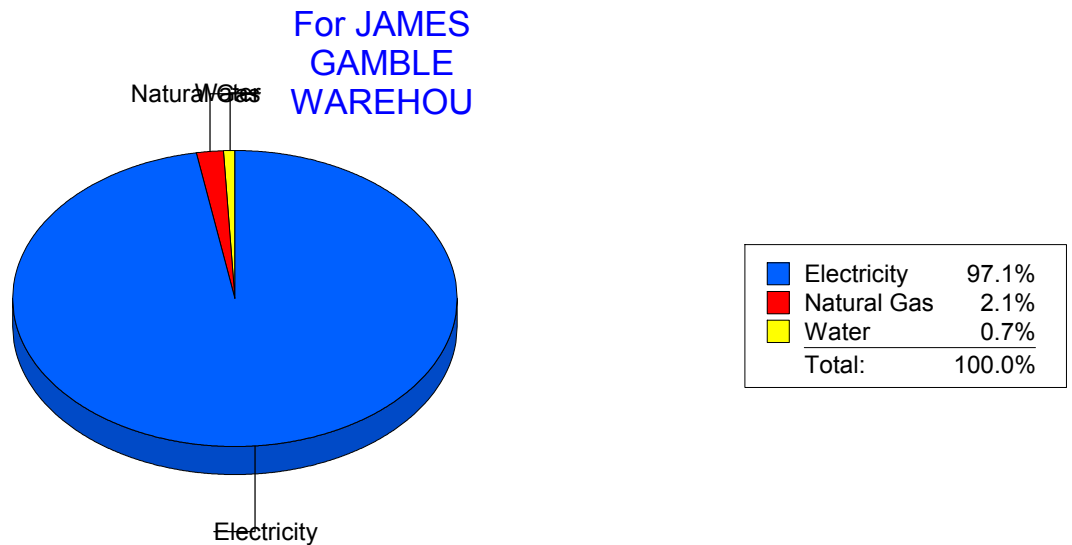
Energy CAP

Cost Avoidance Program

Cost Summary Graph

Grouped by Energy Type

Energy Type	Use	Units	Meter Cost	Special Charges	Total Cost	Avg Unit Cost	% of Total Cost
Site: JAMES GAMBLE WAREHOU - JAMES GAMBLE WAREHOU							
Electricity	47,400	KWH	\$5,607.06	\$0.00	\$5,607.06	0.1183	97.14%
Natural Gas	14	CCF	\$122.57	\$0.00	\$122.57	8.7550	2.12%
Water	0	CCF	\$42.47	\$0.00	\$42.47	0.0000	0.74%
Total Cost:			\$5,772.10	\$0.00	\$5,772.10		



Filters: Cost Center Name Not Equal To DoNotReport; Billing Period Equal To 201509All Meter CodesAll Group Names

elpaso

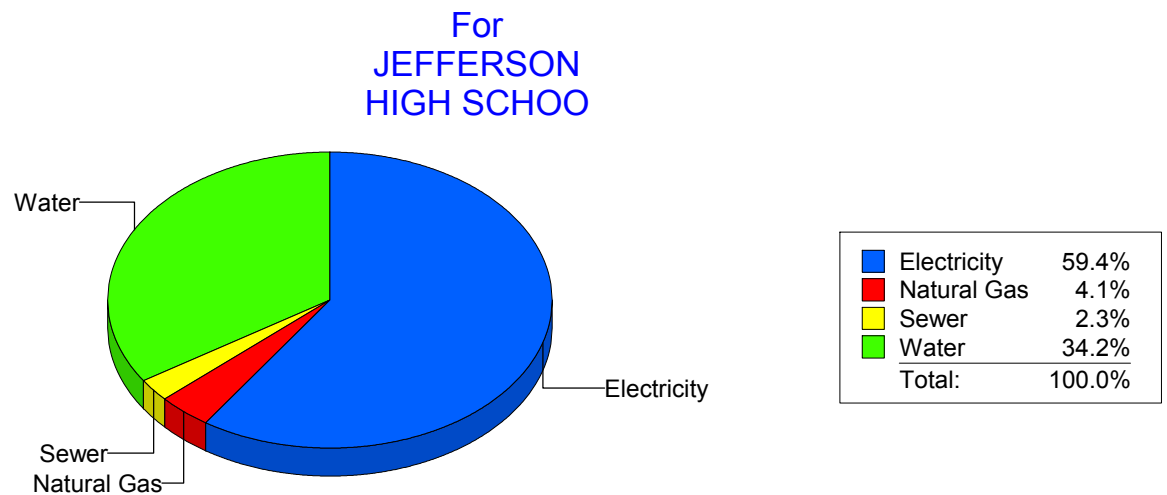
Energy CAP

Cost Avoidance Program

Cost Summary Graph

Grouped by Energy Type

Energy Type	Use	Units	Meter Cost	Special Charges	Total Cost	Avg Unit Cost	% of Total Cost
Site: JEFFERSON HIGH SCHOO - JEFFERSON HIGH SCHOO							
Electricity	172,292	KWH	\$17,645.22	\$0.00	\$17,645.22	0.1024	59.40%
Natural Gas	653	CCF	\$1,206.50	\$0.00	\$1,206.50	1.8476	4.06%
Water	2,283	CCF	\$10,173.02	\$0.00	\$10,173.02	4.4560	34.25%
Sewer	197	CCF	\$679.83	\$0.00	\$679.83	3.4509	2.29%
Total Cost:			\$29,704.57	\$0.00	\$29,704.57		



Filters: Cost Center Name Not Equal To DoNotReport; Billing Period Equal To 201509All Meter CodesAll Group Names

elpaso

Energy CAP

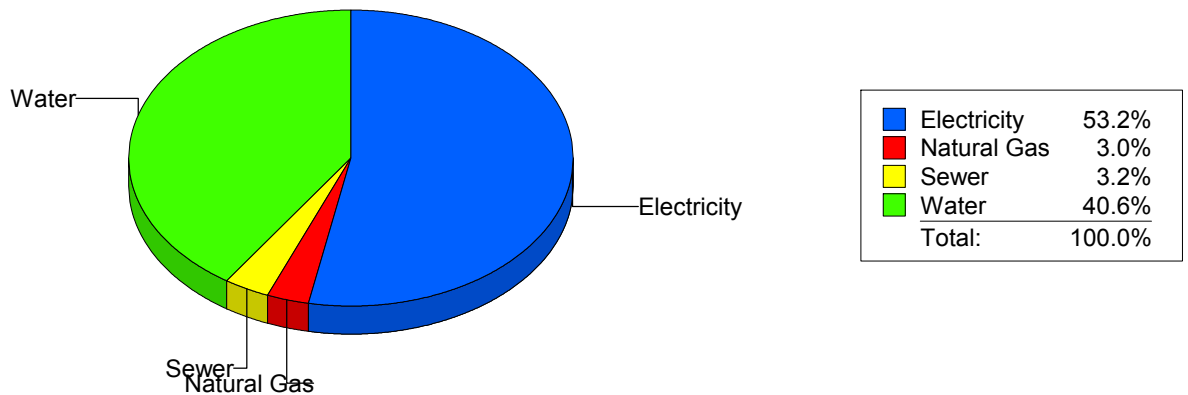
Cost Avoidance Program

Cost Summary Graph

Grouped by Energy Type

Energy Type	Use	Units	Meter Cost	Special Charges	Total Cost	Avg Unit Cost	% of Total Cost
Site: KOHLBERG ELEMENTARY - KOHLBERG ELEMENTARY							
Electricity	62,960	KWH	\$7,724.99	\$0.00	\$7,724.99	0.1227	53.18%
Natural Gas	429	CCF	\$433.91	\$0.00	\$433.91	1.0114	2.99%
Water	1,249	CCF	\$5,902.54	\$0.00	\$5,902.54	4.7258	40.63%
Sewer	166	CCF	\$465.87	\$0.00	\$465.87	2.8064	3.21%
Total Cost:			\$14,527.31	\$0.00	\$14,527.31		

For
KOHLBERG
ELEMENTARY



Filters: Cost Center Name Not Equal To DoNotReport; Billing Period Equal To 201509All Meter CodesAll Group Names

elpaso

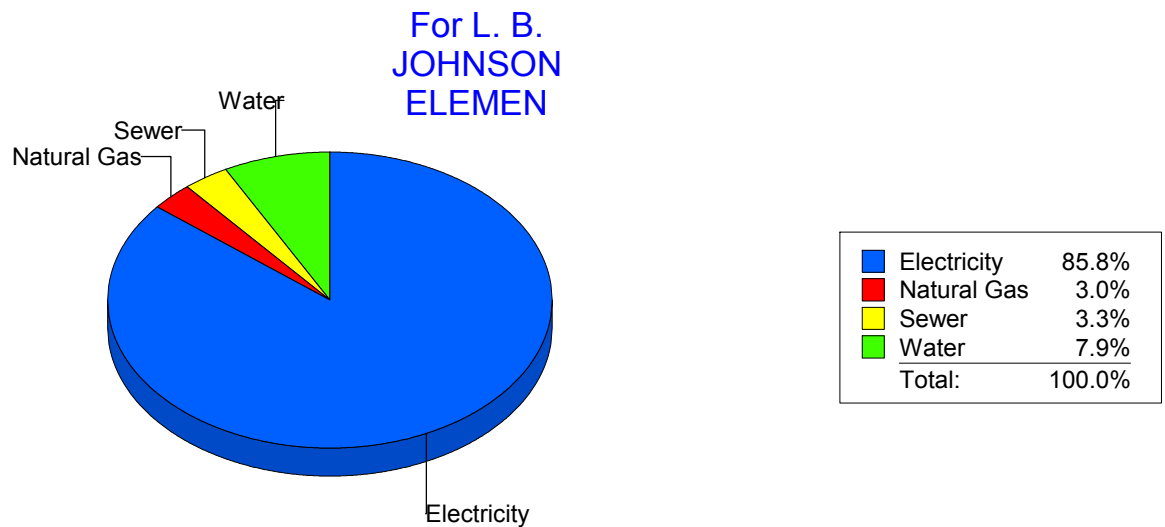
Energy CAP

Cost Avoidance Program

Cost Summary Graph

Grouped by Energy Type

Energy Type	Use	Units	Meter Cost	Special Charges	Total Cost	Avg Unit Cost	% of Total Cost
Site: L. B. JOHNSON ELEMEN - L. B. JOHNSON ELEMEN							
Electricity	84,700	KWH	\$9,288.57	\$0.00	\$9,288.57	0.1097	85.76%
Natural Gas	217	CCF	\$329.59	\$0.00	\$329.59	1.5188	3.04%
Water	444	CCF	\$853.94	\$0.00	\$853.94	1.9233	7.88%
Sewer	133	CCF	\$358.91	\$0.00	\$358.91	2.6986	3.31%
Total Cost:			\$10,831.01	\$0.00	\$10,831.01		



Filters: Cost Center Name Not Equal To DoNotReport; Billing Period Equal To 201509All Meter CodesAll Group Names

elpaso

Energy CAP

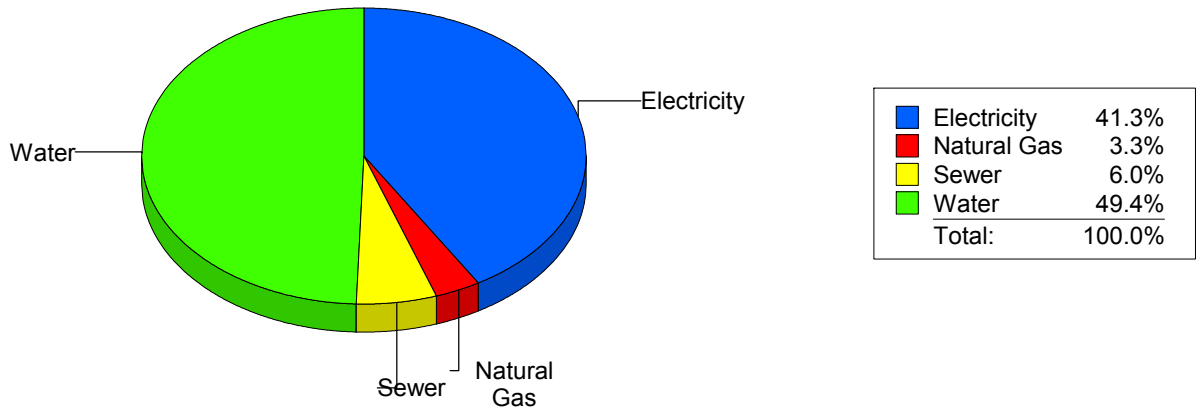
Cost Avoidance Program

Cost Summary Graph

Grouped by Energy Type

Energy Type	Use	Units	Meter Cost	Special Charges	Total Cost	Avg Unit Cost	% of Total Cost
Site: LAMAR ELEMENTARY SCH - LAMAR ELEMENTARY SCH							
Electricity	39,900	KWH	\$4,799.66	\$0.00	\$4,799.66	0.1203	41.34%
Natural Gas	92	CCF	\$386.58	\$0.00	\$386.58	4.2020	3.33%
Water	1,253	CCF	\$5,729.86	\$0.00	\$5,729.86	4.5729	49.35%
Sewer	203	CCF	\$693.42	\$0.00	\$693.42	3.4159	5.97%
Total Cost:			\$11,609.52	\$0.00	\$11,609.52		

For LAMAR
ELEMENTARY
SCH



Filters: Cost Center Name Not Equal To DoNotReport; Billing Period Equal To 201509All Meter CodesAll Group Names

elpaso

Energy CAP

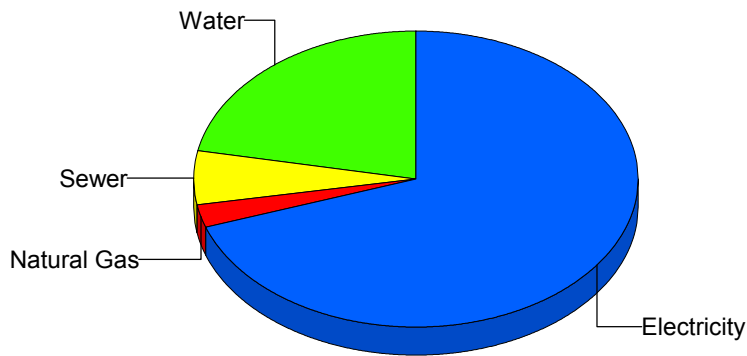
Cost Avoidance Program

Cost Summary Graph

Grouped by Energy Type

Energy Type	Use	Units	Meter Cost	Special Charges	Total Cost	Avg Unit Cost	% of Total Cost
Site: LEE ELEMENTARY - LEE ELEMENTARY							
Electricity	41,270	KWH	\$5,358.90	\$0.00	\$5,358.90	0.1298	69.73%
Natural Gas	156	CCF	\$182.03	\$0.00	\$182.03	1.1669	2.37%
Water	543	CCF	\$1,685.41	\$0.00	\$1,685.41	3.1039	21.93%
Sewer	103	CCF	\$458.83	\$0.00	\$458.83	4.4547	5.97%
Total Cost:			\$7,685.17	\$0.00	\$7,685.17		

For LEE
ELEMENTARY



Electricity	69.7%
Natural Gas	2.4%
Sewer	6.0%
Water	21.9%
Total:	100.0%

Filters: Cost Center Name Not Equal To DoNotReport; Billing Period Equal To 201509All Meter CodesAll Group Names

elpaso

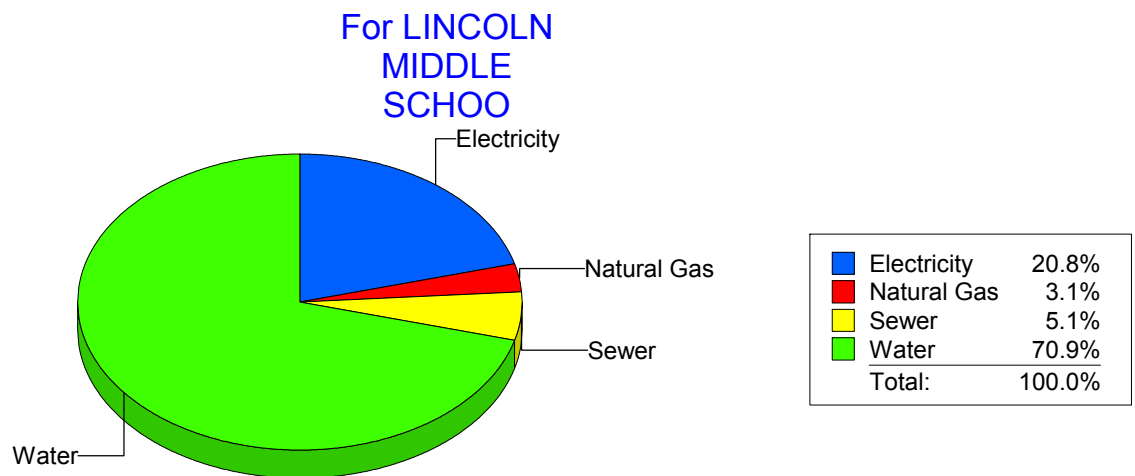
Energy CAP

Cost Avoidance Program

Cost Summary Graph

Grouped by Energy Type

Energy Type	Use	Units	Meter Cost	Special Charges	Total Cost	Avg Unit Cost	% of Total Cost
Site: LINCOLN MIDDLE SCHOO - LINCOLN MIDDLE SCHOO							
Electricity	16,950	KWH	\$1,937.88	\$0.00	\$1,937.88	0.1143	20.84%
Natural Gas	379	CCF	\$291.77	\$0.00	\$291.77	0.7698	3.14%
Water	1,455	CCF	\$6,592.34	\$0.00	\$6,592.34	4.5308	70.88%
Sewer	213	CCF	\$478.11	\$0.00	\$478.11	2.2446	5.14%
Total Cost:			\$9,300.10	\$0.00	\$9,300.10		



Filters: Cost Center Name Not Equal To DoNotReport; Billing Period Equal To 201509All Meter CodesAll Group Names

elpaso

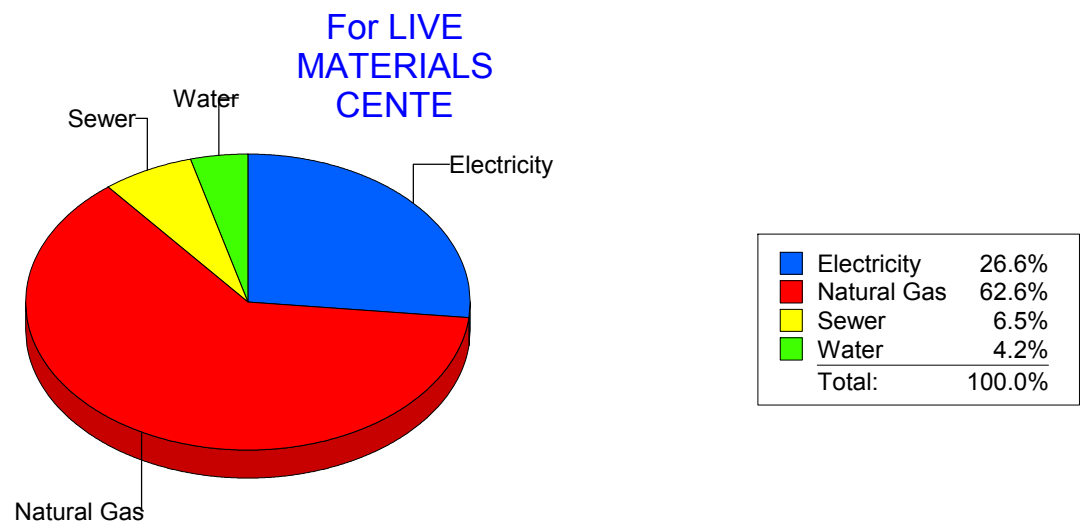
Energy CAP

Cost Avoidance Program

Cost Summary Graph

Grouped by Energy Type

Energy Type	Use	Units	Meter Cost	Special Charges	Total Cost	Avg Unit Cost	% of Total Cost
Site: LIVE MATERIALS CENTE - LIVE MATERIALS CENTE							
Electricity		580 KWH	\$102.39	\$0.00	\$102.39	0.1765	26.64%
Natural Gas		15 CCF	\$240.60	\$0.00	\$240.60	16.0400	62.61%
Water		2 CCF	\$16.22	\$0.00	\$16.22	8.1100	4.22%
Sewer		1 CCF	\$25.09	\$0.00	\$25.09	25.0900	6.53%
Total Cost:			\$384.30	\$0.00	\$384.30		



Filters: Cost Center Name Not Equal To DoNotReport; Billing Period Equal To 201509All Meter CodesAll Group Names

elpaso

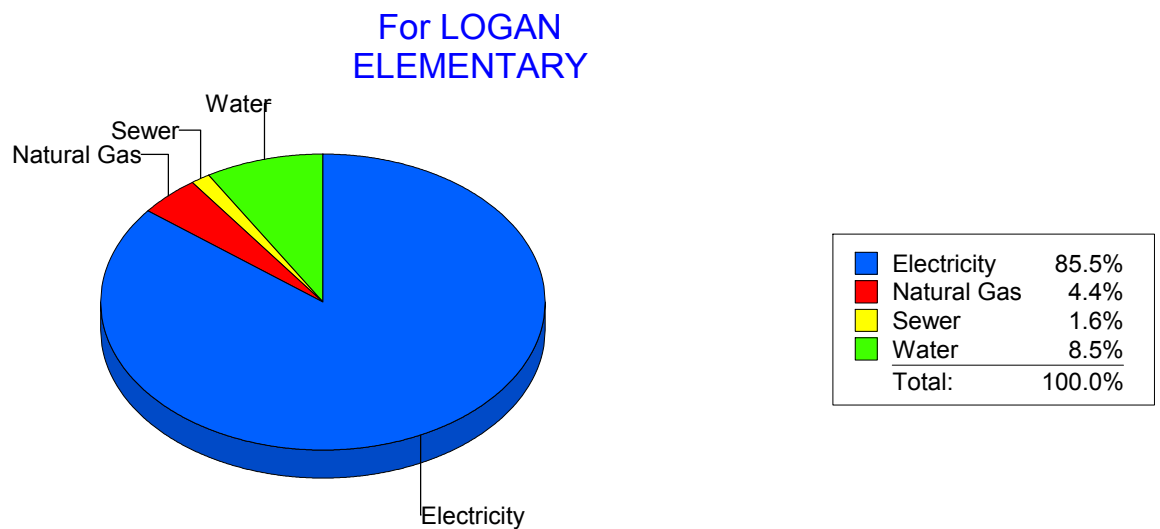
Energy CAP

Cost Avoidance Program

Cost Summary Graph

Grouped by Energy Type

Energy Type	Use	Units	Meter Cost	Special Charges	Total Cost	Avg Unit Cost	% of Total Cost
Site: LOGAN ELEMENTARY - LOGAN ELEMENTARY							
Electricity	351 KWH		\$4,216.22	\$0.00	\$4,216.22	12.0120	85.53%
Natural Gas	227 CCF		\$216.96	\$0.00	\$216.96	0.9558	4.40%
Water	69 CCF		\$419.42	\$0.00	\$419.42	6.0786	8.51%
Sewer	5 CCF		\$76.92	\$0.00	\$76.92	15.3840	1.56%
Total Cost:			\$4,929.52	\$0.00	\$4,929.52		



Filters: Cost Center Name Not Equal To DoNotReport; Billing Period Equal To 201509All Meter CodesAll Group Names

elpaso

Energy CAP

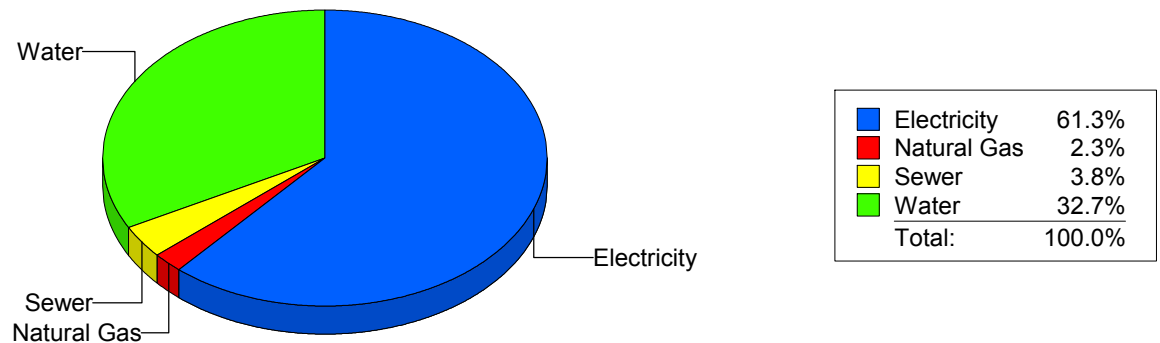
Cost Avoidance Program

Cost Summary Graph

Grouped by Energy Type

Energy Type	Use	Units	Meter Cost	Special Charges	Total Cost	Avg Unit Cost	% of Total Cost
Site: LUNDY - LUNDY							
Electricity	69,400	KWH	\$9,474.37	\$0.00	\$9,474.37	0.1365	61.27%
Natural Gas	274	CCF	\$350.75	\$0.00	\$350.75	1.2801	2.27%
Water	1,401	CCF	\$5,057.40	\$0.00	\$5,057.40	3.6099	32.70%
Sewer	224	CCF	\$581.33	\$0.00	\$581.33	2.5952	3.76%
Total Cost:			\$15,463.85	\$0.00	\$15,463.85		

For LUNDY



Filters: Cost Center Name Not Equal To DoNotReport; Billing Period Equal To 201509All Meter CodesAll Group Names

elpaso

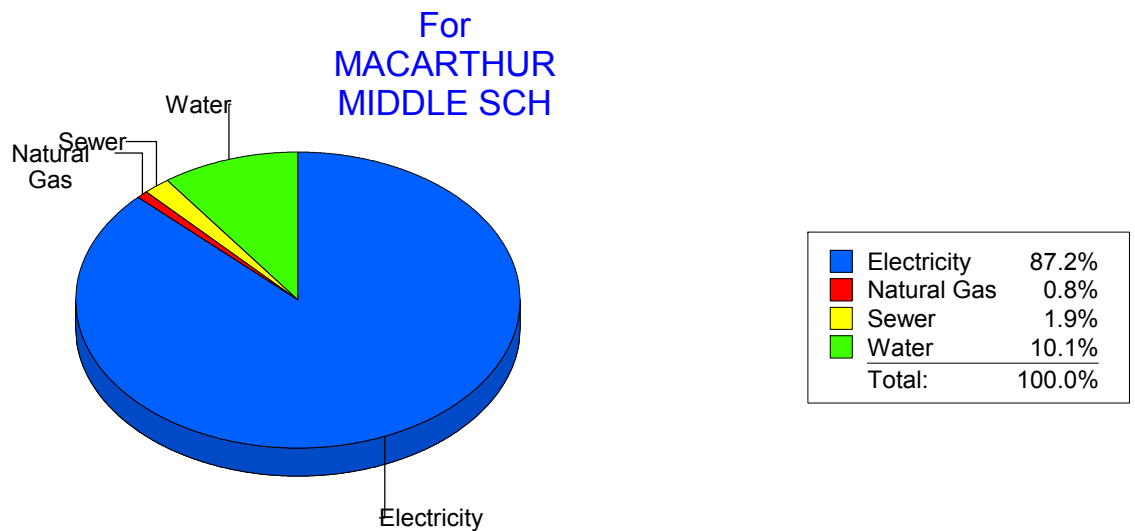
Energy CAP

Cost Avoidance Program

Cost Summary Graph

Grouped by Energy Type

Energy Type	Use	Units	Meter Cost	Special Charges	Total Cost	Avg Unit Cost	% of Total Cost
Site: MACARTHUR MIDDLE SCH - MACARTHUR MIDDLE SCH							
Electricity	127,360	KWH	\$14,061.21	\$0.00	\$14,061.21	0.1104	87.24%
Natural Gas	44	CCF	\$133.78	\$0.00	\$133.78	3.0405	0.83%
Water	436	CCF	\$1,623.46	\$0.00	\$1,623.46	3.7235	10.07%
Sewer	93	CCF	\$299.31	\$0.00	\$299.31	3.2184	1.86%
Total Cost:			\$16,117.76	\$0.00	\$16,117.76		



Filters: Cost Center Name Not Equal To DoNotReport; Billing Period Equal To 201509All Meter CodesAll Group Names

elpaso

Energy CAP

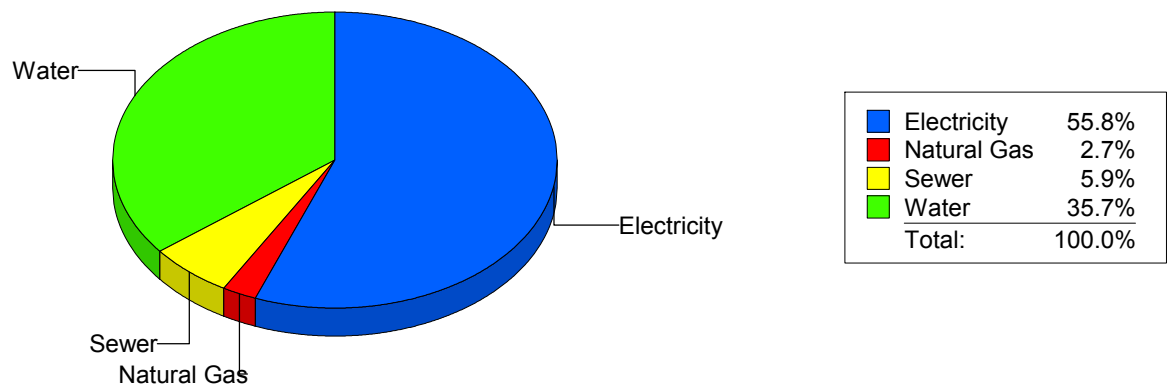
Cost Avoidance Program

Cost Summary Graph

Grouped by Energy Type

Energy Type	Use	Units	Meter Cost	Special Charges	Total Cost	Avg Unit Cost	% of Total Cost
Site: MAGOFFIN MIDDLE SCHO - MAGOFFIN MIDDLE SCHO							
Electricity	24,734	KWH	\$2,908.96	\$0.00	\$2,908.96	0.1176	55.75%
Natural Gas	59	CCF	\$139.39	\$0.00	\$139.39	2.3625	2.67%
Water	779	CCF	\$1,861.89	\$0.00	\$1,861.89	2.3901	35.69%
Sewer	40	CCF	\$307.17	\$0.00	\$307.17	7.6793	5.89%
Total Cost:			\$5,217.41	\$0.00	\$5,217.41		

For MAGOFFIN
MIDDLE SCHO



Filters: Cost Center Name Not Equal To DoNotReport; Billing Period Equal To 201509All Meter CodesAll Group Names

elpaso

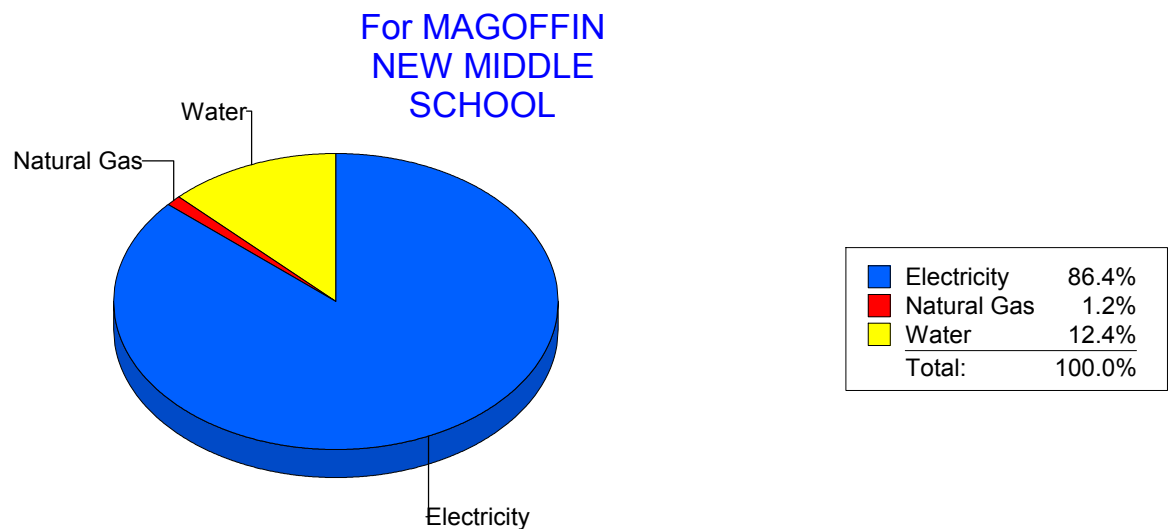
Energy CAP

Cost Avoidance Program

Cost Summary Graph

Grouped by Energy Type

Energy Type	Use	Units	Meter Cost	Special Charges	Total Cost	Avg Unit Cost	% of Total Cost
Site: MAGOFFINMIDDLESCHOOLN047 - MAGOFFIN NEW MIDDLE SCHOOL							
Electricity	143,400	KWH	\$15,867.38	\$0.00	\$15,867.38	0.1107	86.36%
Natural Gas	245	CCF	\$225.84	\$0.00	\$225.84	0.9218	1.23%
Water	510	CCF	\$2,281.28	\$0.00	\$2,281.28	4.4731	12.42%
Total Cost:			\$18,374.50	\$0.00	\$18,374.50		



Filters: Cost Center Name Not Equal To DoNotReport; Billing Period Equal To 201509All Meter CodesAll Group Names

elpaso

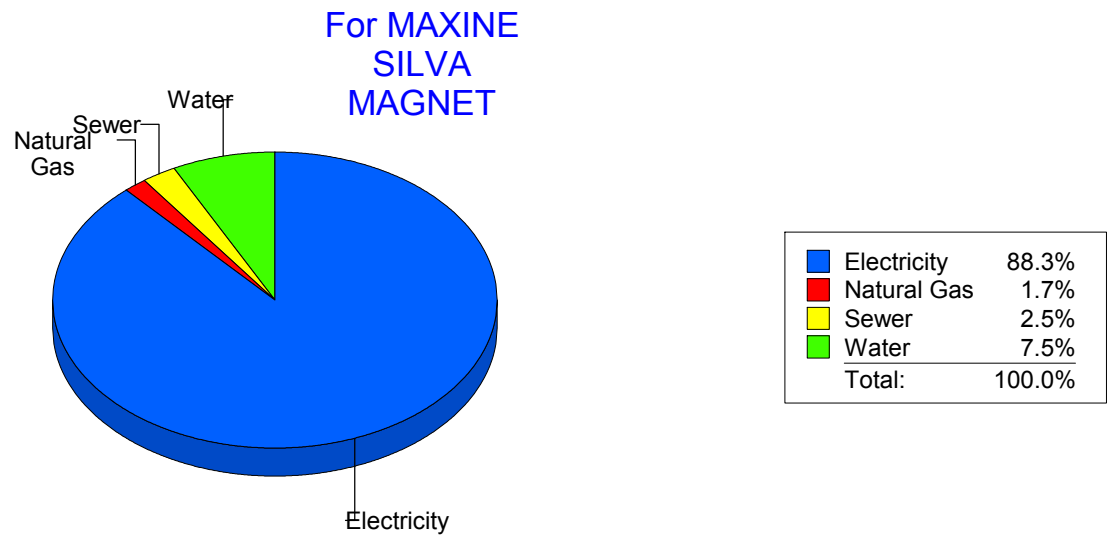
Energy CAP

Cost Avoidance Program

Cost Summary Graph

Grouped by Energy Type

Energy Type	Use	Units	Meter Cost	Special Charges	Total Cost	Avg Unit Cost	% of Total Cost
Site: MAXINE SILVA MAGNET - MAXINE SILVA MAGNET							
Electricity	89,700	KWH	\$9,818.62	\$0.00	\$9,818.62	0.1095	88.32%
Natural Gas	171	CCF	\$189.41	\$0.00	\$189.41	1.1077	1.70%
Water	232	CCF	\$833.16	\$0.00	\$833.16	3.5912	7.49%
Sewer	77	CCF	\$275.47	\$0.00	\$275.47	3.5775	2.48%
Total Cost:			\$11,116.66	\$0.00	\$11,116.66		



Filters: Cost Center Name Not Equal To DoNotReport; Billing Period Equal To 201509All Meter CodesAll Group Names

elpaso

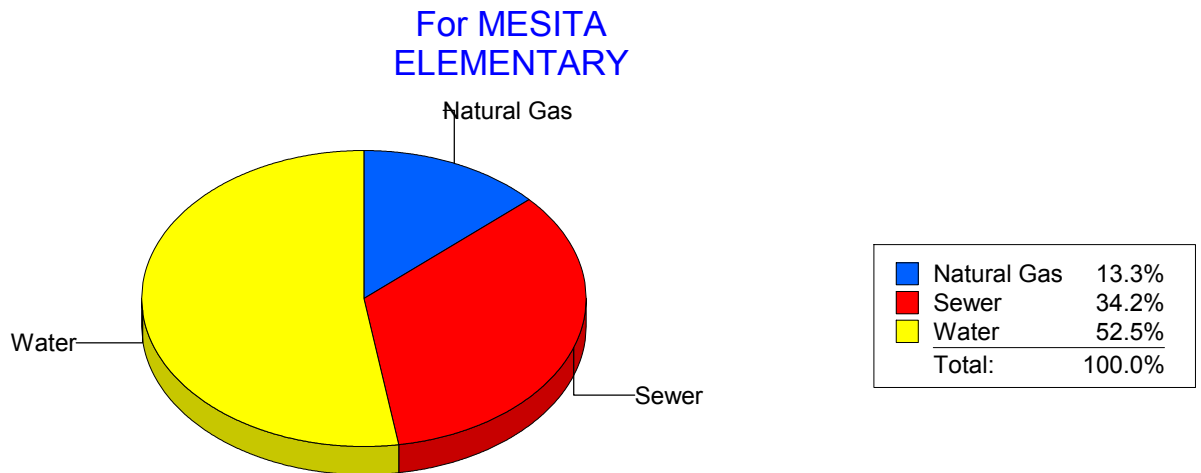
Energy CAP

Cost Avoidance Program

Cost Summary Graph

Grouped by Energy Type

Energy Type	Use	Units	Meter Cost	Special Charges	Total Cost	Avg Unit Cost	% of Total Cost
Site: MESITA ELEMENTARY - MESITA ELEMENTARY							
Natural Gas	188	CCF	\$310.03	\$0.00	\$310.03	1.6491	13.31%
Water	368	CCF	\$1,223.82	\$0.00	\$1,223.82	3.3256	52.53%
Sewer	368	CCF	\$795.89	\$0.00	\$795.89	2.1627	34.16%
Total Cost:			\$2,329.74	\$0.00	\$2,329.74		



Filters: Cost Center Name Not Equal To DoNotReport; Billing Period Equal To 201509All Meter CodesAll Group Names

elpaso

Energy CAP

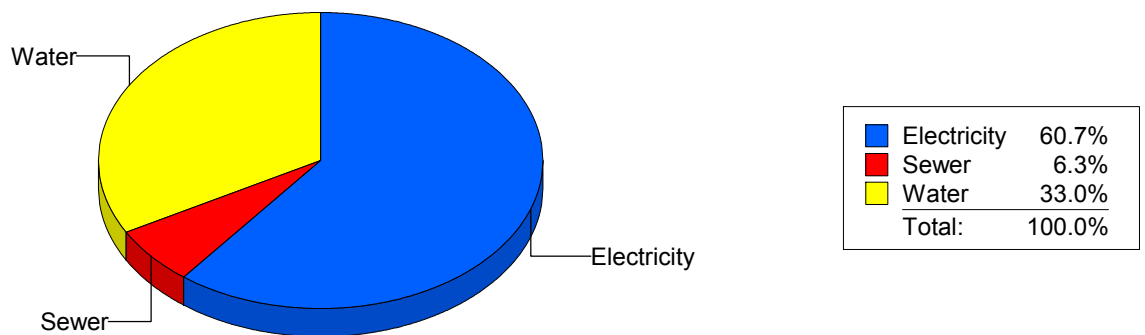
Cost Avoidance Program

Cost Summary Graph

Grouped by Energy Type

Energy Type	Use	Units	Meter Cost	Special Charges	Total Cost	Avg Unit Cost	% of Total Cost
Site: MILAM ELEMENTARY - MILAM ELEMENTARY							
Electricity	24,480	KWH	\$2,890.10	\$0.00	\$2,890.10	0.1181	60.66%
Water	392	CCF	\$1,573.30	\$0.00	\$1,573.30	4.0135	33.02%
Sewer	94	CCF	\$300.80	\$0.00	\$300.80	3.2000	6.31%
Total Cost:			\$4,764.20	\$0.00	\$4,764.20		

For MILAM
ELEMENTARY



Filters: Cost Center Name Not Equal To DoNotReport; Billing Period Equal To 201509All Meter CodesAll Group Names

elpaso

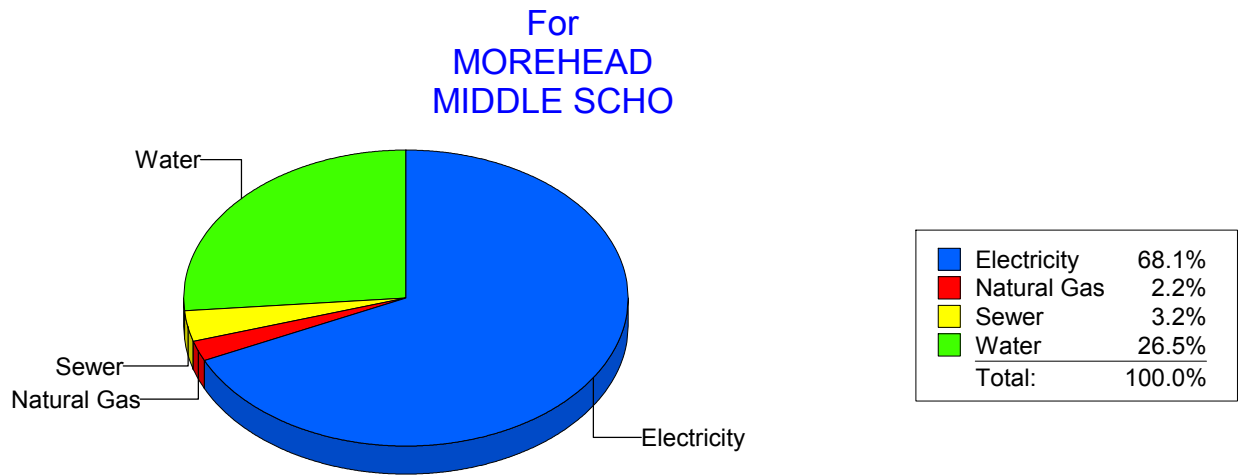
Energy CAP

Cost Avoidance Program

Cost Summary Graph

Grouped by Energy Type

Energy Type	Use	Units	Meter Cost	Special Charges	Total Cost	Avg Unit Cost	% of Total Cost
Site: MOREHEAD MIDDLE SCHO - MOREHEAD MIDDLE SCHO							
Electricity	118,107	KWH	\$12,803.60	\$0.00	\$12,803.60	0.1084	68.14%
Natural Gas	614	CCF	\$404.97	\$0.00	\$404.97	0.6596	2.16%
Water	1,913	CCF	\$4,982.55	\$0.00	\$4,982.55	2.6046	26.52%
Sewer	235	CCF	\$597.72	\$0.00	\$597.72	2.5435	3.18%
Total Cost:			\$18,788.84	\$0.00	\$18,788.84		



Filters: Cost Center Name Not Equal To DoNotReport; Billing Period Equal To 201509All Meter CodesAll Group Names

elpaso

Energy CAP

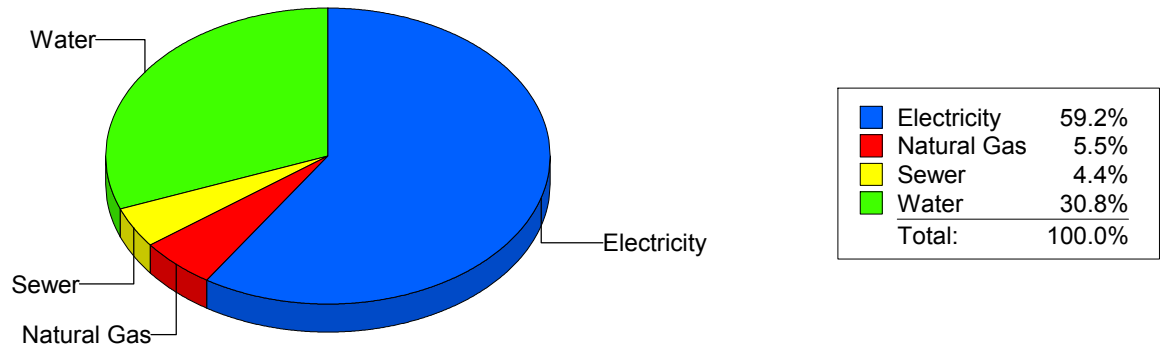
Cost Avoidance Program

Cost Summary Graph

Grouped by Energy Type

Energy Type	Use	Units	Meter Cost	Special Charges	Total Cost	Avg Unit Cost	% of Total Cost
Site: NEWMAN ELEMENTARY - NEWMAN ELEMENTARY							
Electricity	33,294	KWH	\$4,213.90	\$0.00	\$4,213.90	0.1266	59.22%
Natural Gas	106	CCF	\$392.48	\$0.00	\$392.48	3.7026	5.52%
Water	797	CCF	\$2,194.74	\$0.00	\$2,194.74	2.7538	30.84%
Sewer	309	CCF	\$314.67	\$0.00	\$314.67	1.0183	4.42%
Total Cost:			\$7,115.79	\$0.00	\$7,115.79		

For NEWMAN
ELEMENTARY



Filters: Cost Center Name Not Equal To DoNotReport; Billing Period Equal To 201509All Meter CodesAll Group Names

elpaso

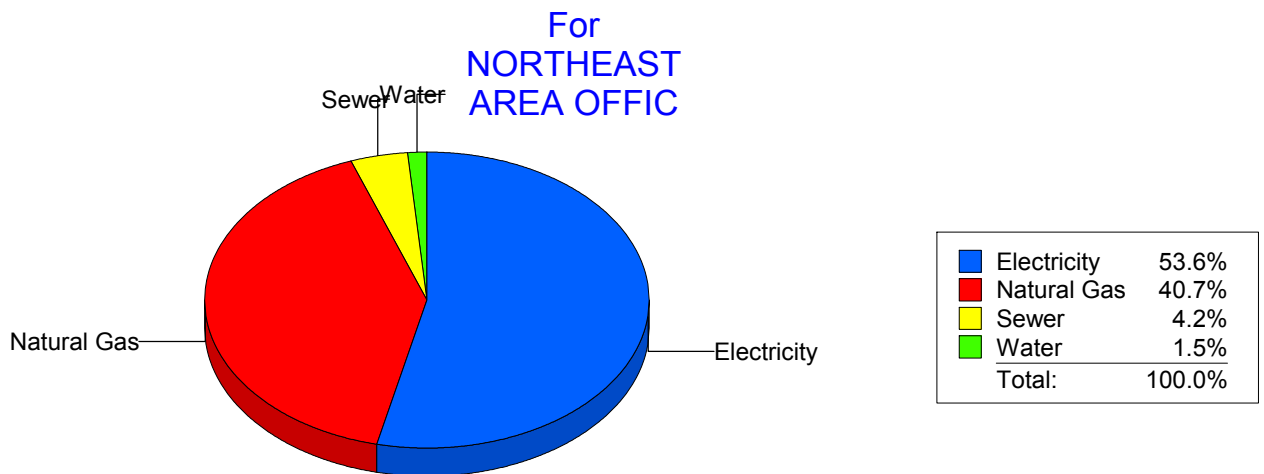
Energy CAP

Cost Avoidance Program

Cost Summary Graph

Grouped by Energy Type

Energy Type	Use	Units	Meter Cost	Special Charges	Total Cost	Avg Unit Cost	% of Total Cost
Site: NORTHEAST AREA OFFIC - NORTHEAST AREA OFFIC							
Electricity	5,040	KWH	\$619.10	\$0.00	\$619.10	0.1228	53.62%
Natural Gas	0	CCF	\$470.12	\$0.00	\$470.12	0.0000	40.71%
Water	0	CCF	\$16.77	\$0.00	\$16.77	0.0000	1.45%
Sewer	1	CCF	\$48.69	\$0.00	\$48.69	48.6900	4.22%
Total Cost:			\$1,154.68	\$0.00	\$1,154.68		



Filters: Cost Center Name Not Equal To DoNotReport; Billing Period Equal To 201509All Meter CodesAll Group Names

elpaso


Energy CAP

Cost Avoidance Program

Cost Summary Graph

Grouped by Energy Type

Energy Type	Use	Units	Meter Cost	Special Charges	Total Cost	Avg Unit Cost	% of Total Cost
Site: NORTHEAST AREA TRANS - NORTHEAST AREA TRANS							
Electricity	6,407	KWH	\$636.06	\$0.00	\$636.06	0.0993	27.26%
Natural Gas	22	CCF	\$243.19	\$0.00	\$243.19	11.0541	10.42%
Water	224	CCF	\$1,145.20	\$0.00	\$1,145.20	5.1125	49.08%
Sewer	41	CCF	\$308.66	\$0.00	\$308.66	7.5283	13.23%
Total Cost:			\$2,333.11	\$0.00	\$2,333.11		



Filters: Cost Center Name Not Equal To DoNotReport; Billing Period Equal To 201509All Meter CodesAll Group Names

elpaso

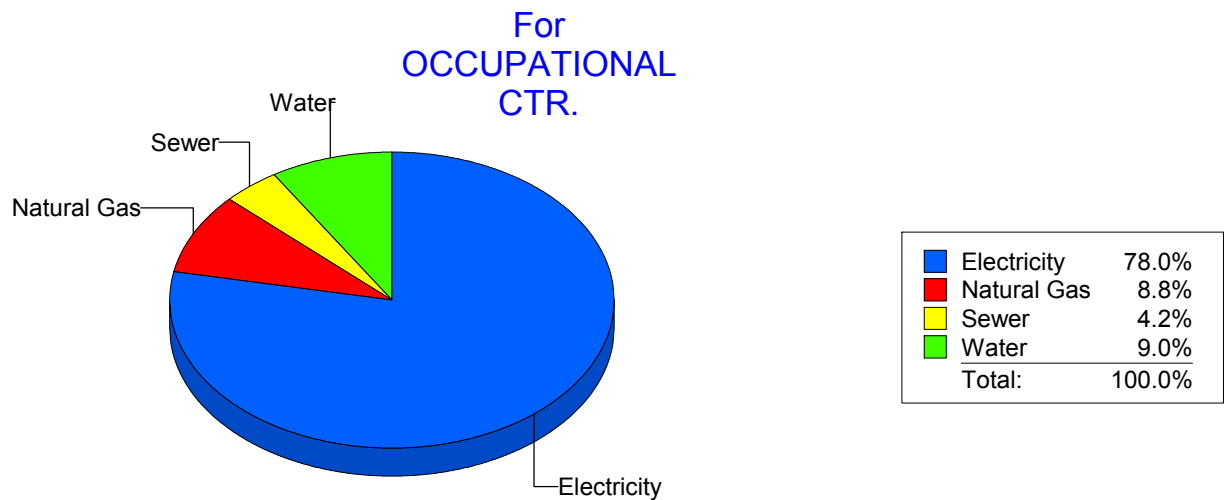
Energy CAP

Cost Avoidance Program

Cost Summary Graph

Grouped by Energy Type

Energy Type	Use	Units	Meter Cost	Special Charges	Total Cost	Avg Unit Cost	% of Total Cost
Site: OCCUPATIONAL CTR. - OCCUPATIONAL CTR.							
Electricity	9,100	KWH	\$1,213.26	\$0.00	\$1,213.26	0.1333	77.97%
Natural Gas	54	CCF	\$137.48	\$0.00	\$137.48	2.5459	8.84%
Water	18	CCF	\$140.00	\$0.00	\$140.00	7.7778	9.00%
Sewer	5	CCF	\$65.24	\$0.00	\$65.24	13.0480	4.19%
Total Cost:			\$1,555.98	\$0.00	\$1,555.98		



Filters: Cost Center Name Not Equal To DoNotReport; Billing Period Equal To 201509All Meter CodesAll Group Names

elpaso

Energy CAP

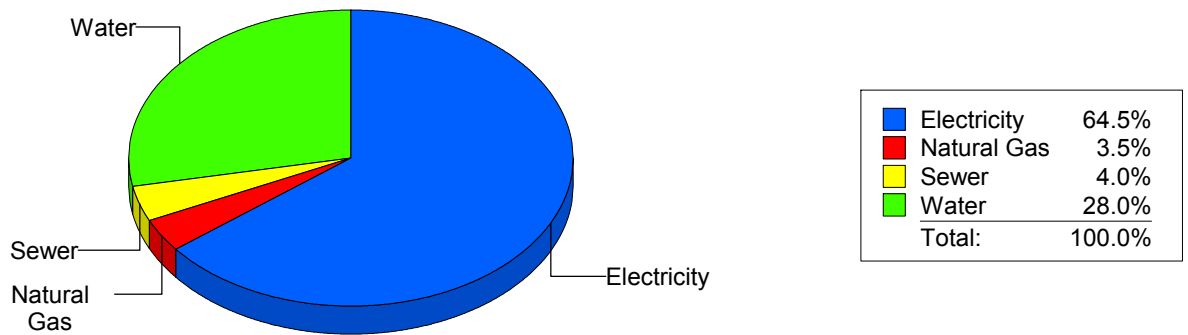
Cost Avoidance Program

Cost Summary Graph

Grouped by Energy Type

Energy Type	Use	Units	Meter Cost	Special Charges	Total Cost	Avg Unit Cost	% of Total Cost
Site: PARK ELEMENTARY - PARK ELEMENTARY							
Electricity	38,594	KWH	\$5,276.47	\$0.00	\$5,276.47	0.1367	64.45%
Natural Gas	133	CCF	\$286.85	\$0.00	\$286.85	2.1568	3.50%
Water	505	CCF	\$2,292.69	\$0.00	\$2,292.69	4.5400	28.00%
Sewer	90	CCF	\$330.83	\$0.00	\$330.83	3.6759	4.04%
Total Cost:			\$8,186.84	\$0.00	\$8,186.84		

For PARK
ELEMENTARY



Filters: Cost Center Name Not Equal To DoNotReport; Billing Period Equal To 201509All Meter CodesAll Group Names

elpaso

Energy CAP

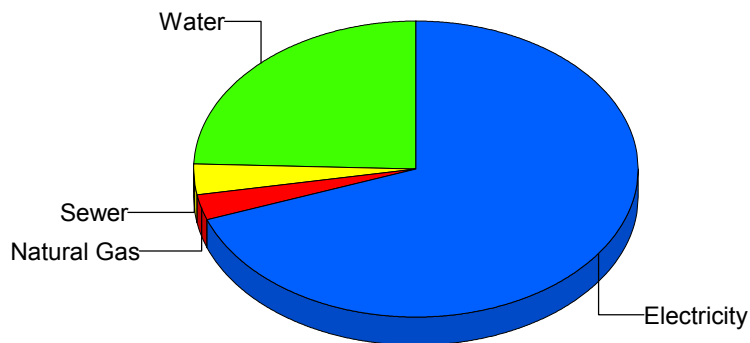
Cost Avoidance Program

Cost Summary Graph

Grouped by Energy Type

Energy Type	Use	Units	Meter Cost	Special Charges	Total Cost	Avg Unit Cost	% of Total Cost
Site: PAUL MORENO - PAUL MORENO							
Electricity	66,900	KWH	\$8,017.90	\$0.00	\$8,017.90	0.1198	69.39%
Natural Gas	198	CCF	\$320.23	\$0.00	\$320.23	1.6173	2.77%
Water	590	CCF	\$2,835.93	\$0.00	\$2,835.93	4.8067	24.54%
Sewer	109	CCF	\$380.94	\$0.00	\$380.94	3.4949	3.30%
Total Cost:			\$11,555.00	\$0.00	\$11,555.00		

For PAUL MORENO



Electricity	69.4%
Natural Gas	2.8%
Sewer	3.3%
Water	24.5%
Total:	100.0%

Filters: Cost Center Name Not Equal To DoNotReport; Billing Period Equal To 201509All Meter CodesAll Group Names

elpaso

Energy CAP

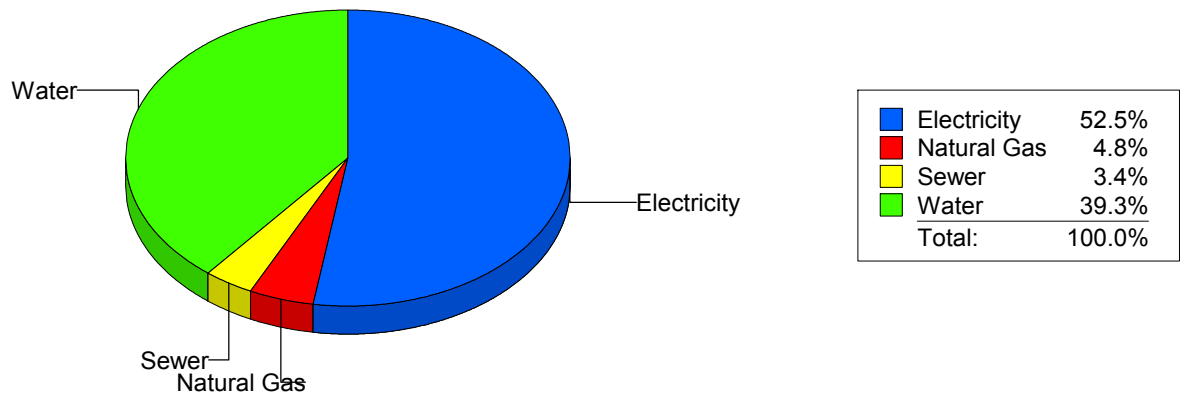
Cost Avoidance Program

Cost Summary Graph

Grouped by Energy Type

Energy Type	Use	Units	Meter Cost	Special Charges	Total Cost	Avg Unit Cost	% of Total Cost
Site: POLK ELEMENTARY - POLK ELEMENTARY							
Electricity	32,300	KWH	\$3,884.72	\$0.00	\$3,884.72	0.1203	52.51%
Natural Gas	269	CCF	\$355.17	\$0.00	\$355.17	1.3203	4.80%
Water	579	CCF	\$2,905.70	\$0.00	\$2,905.70	5.0185	39.27%
Sewer	62	CCF	\$253.12	\$0.00	\$253.12	4.0826	3.42%
Total Cost:			\$7,398.71	\$0.00	\$7,398.71		

For POLK
ELEMENTARY



Filters: Cost Center Name Not Equal To DoNotReport; Billing Period Equal To 201509All Meter CodesAll Group Names

elpaso

Energy CAP

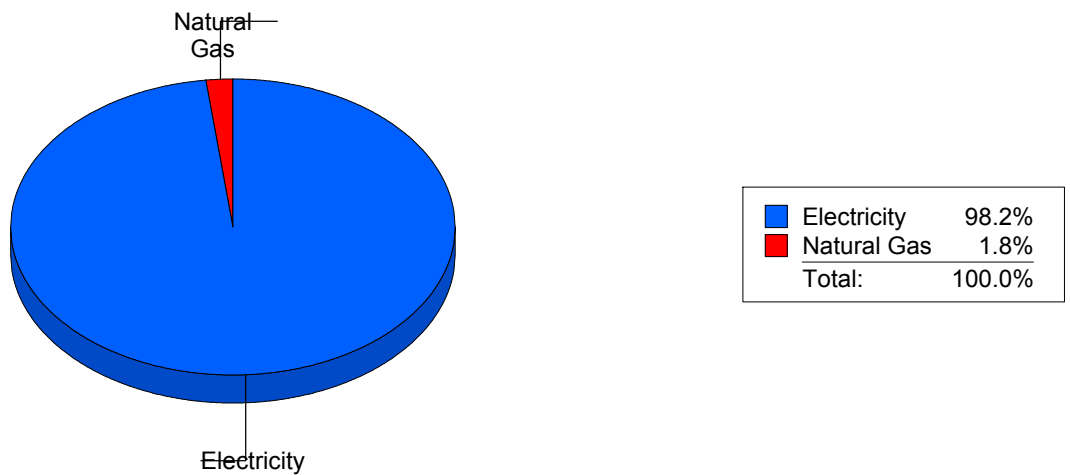
Cost Avoidance Program

Cost Summary Graph

Grouped by Energy Type

Energy Type	Use	Units	Meter Cost	Special Charges	Total Cost	Avg Unit Cost	% of Total Cost
Site: POWELL - POWELL							
Electricity	74,640	KWH	\$11,159.01	\$0.00	\$11,159.01	0.1495	98.18%
Natural Gas	207	CCF	\$207.13	\$0.00	\$207.13	1.0006	1.82%
Total Cost:			\$11,366.14	\$0.00	\$11,366.14		

For POWELL



Filters: Cost Center Name Not Equal To DoNotReport; Billing Period Equal To 201509All Meter CodesAll Group Names

elpaso

Energy CAP

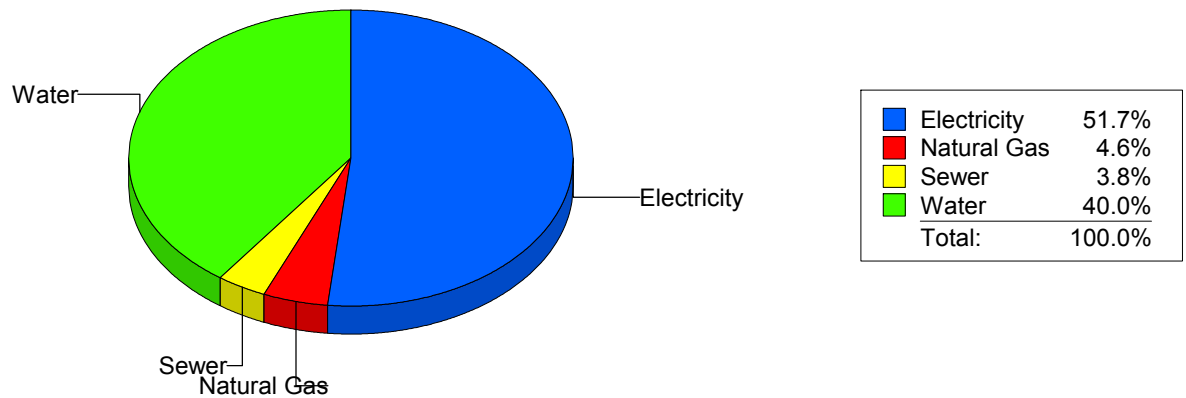
Cost Avoidance Program

Cost Summary Graph

Grouped by Energy Type

Energy Type	Use	Units	Meter Cost	Special Charges	Total Cost	Avg Unit Cost	% of Total Cost
Site: PUTNAM ELEMENTARY - PUTNAM ELEMENTARY							
Electricity	32,412	KWH	\$3,677.78	\$0.00	\$3,677.78	0.1135	51.72%
Natural Gas	205	CCF	\$323.68	\$0.00	\$323.68	1.5789	4.55%
Water	670	CCF	\$2,842.80	\$0.00	\$2,842.80	4.2430	39.98%
Sewer	122	CCF	\$266.72	\$0.00	\$266.72	2.1862	3.75%
Total Cost:			\$7,110.98	\$0.00	\$7,110.98		

For PUTNAM
ELEMENTARY



Filters: Cost Center Name Not Equal To DoNotReport; Billing Period Equal To 201509All Meter CodesAll Group Names

elpaso

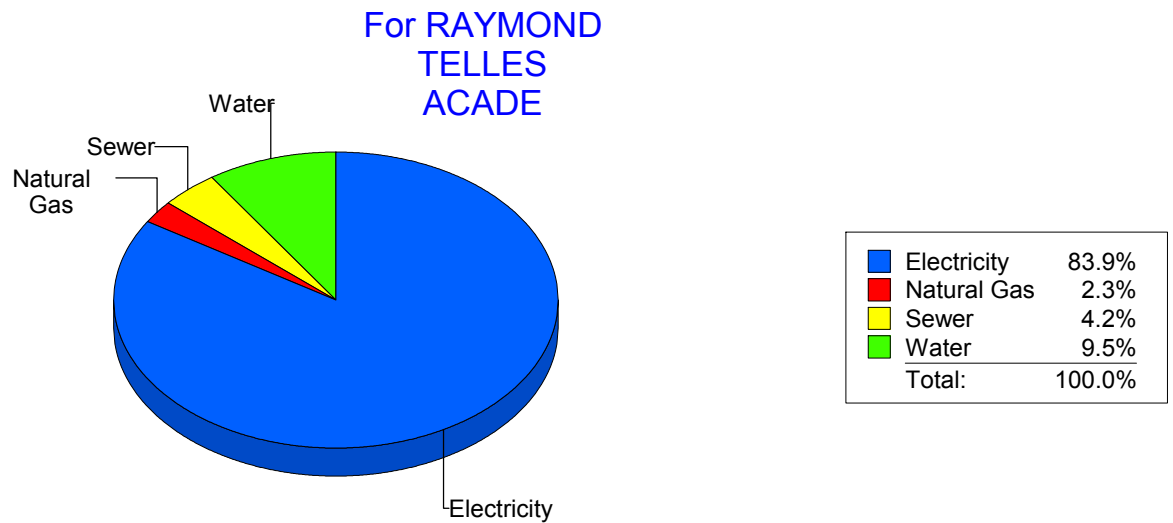
Energy CAP

Cost Avoidance Program

Cost Summary Graph

Grouped by Energy Type

Energy Type	Use	Units	Meter Cost	Special Charges	Total Cost	Avg Unit Cost	% of Total Cost
Site: RAYMOND TELLES ACADE - RAYMOND TELLES ACADE							
Electricity	41,000	KWH	\$4,535.42	\$0.00	\$4,535.42	0.1106	83.94%
Natural Gas	23	CCF	\$126.02	\$0.00	\$126.02	5.4791	2.33%
Water	128	CCF	\$513.78	\$0.00	\$513.78	4.0139	9.51%
Sewer	45	CCF	\$227.79	\$0.00	\$227.79	5.0620	4.22%
Total Cost:			\$5,403.01	\$0.00	\$5,403.01		



Filters: Cost Center Name Not Equal To DoNotReport; Billing Period Equal To 201509All Meter CodesAll Group Names

elpaso

Energy CAP

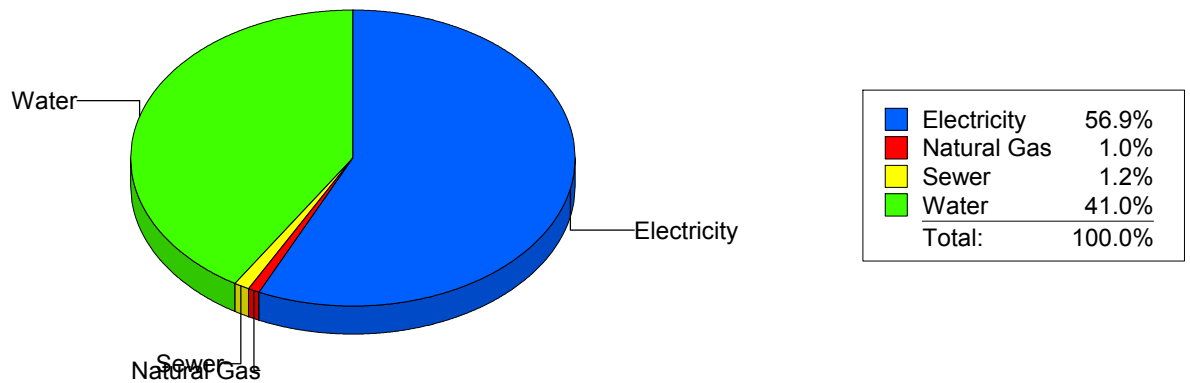
Cost Avoidance Program

Cost Summary Graph

Grouped by Energy Type

Energy Type	Use	Units	Meter Cost	Special Charges	Total Cost	Avg Unit Cost	% of Total Cost
Site: RICHARDSON MIDDLE - RICHARDSON MIDDLE							
Electricity	117,900	KWH	\$13,593.99	\$0.00	\$13,593.99	0.1153	56.87%
Natural Gas	264	CCF	\$235.19	\$0.00	\$235.19	0.8909	0.98%
Water	1,781	CCF	\$9,797.51	\$0.00	\$9,797.51	5.5011	40.98%
Sewer	79	CCF	\$278.45	\$0.00	\$278.45	3.5247	1.16%
Total Cost:			\$23,905.14	\$0.00	\$23,905.14		

For
RICHARDSON
MIDDLE



Filters: Cost Center Name Not Equal To DoNotReport; Billing Period Equal To 201509All Meter CodesAll Group Names

elpaso

Energy CAP

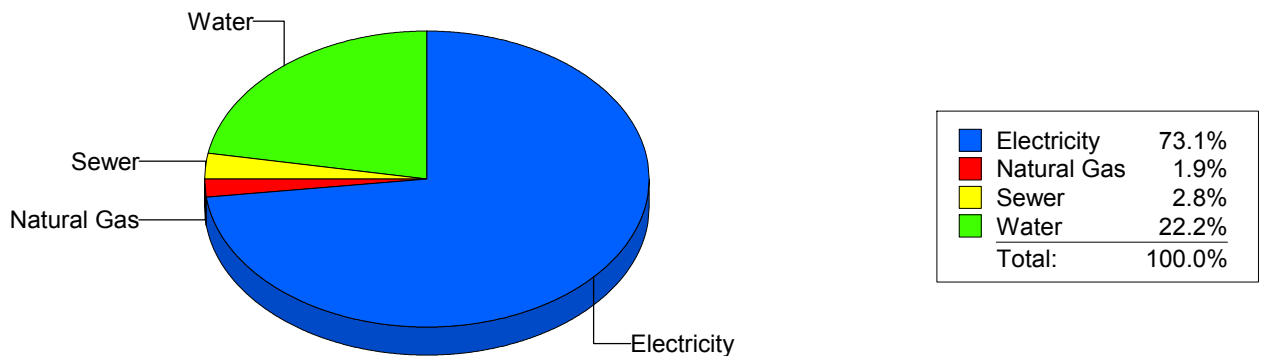
Cost Avoidance Program

Cost Summary Graph

Grouped by Energy Type

Energy Type	Use	Units	Meter Cost	Special Charges	Total Cost	Avg Unit Cost	% of Total Cost
Site: RIVERA ELEMENTARY - RIVERA ELEMENTARY							
Electricity	66,840	KWH	\$8,707.02	\$0.00	\$8,707.02	0.1303	73.06%
Natural Gas	249	CCF	\$227.80	\$0.00	\$227.80	0.9149	1.91%
Water	724	CCF	\$2,645.50	\$0.00	\$2,645.50	3.6540	22.20%
Sewer	119	CCF	\$338.05	\$0.00	\$338.05	2.8408	2.84%
Total Cost:			\$11,918.37	\$0.00	\$11,918.37		

For RIVERA
ELEMENTARY



Filters: Cost Center Name Not Equal To DoNotReport; Billing Period Equal To 201509All Meter CodesAll Group Names

elpaso

Energy CAP

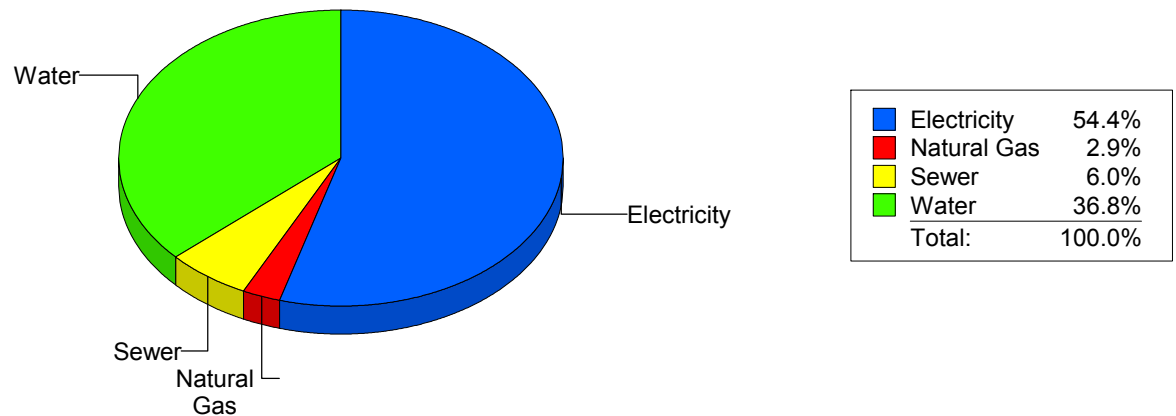
Cost Avoidance Program

Cost Summary Graph

Grouped by Energy Type

Energy Type	Use	Units	Meter Cost	Special Charges	Total Cost	Avg Unit Cost	% of Total Cost
Site: ROBERTS ELEMENTARY - ROBERTS ELEMENTARY							
Electricity	49,983	KWH	\$5,620.63	\$0.00	\$5,620.63	0.1125	54.36%
Natural Gas	157	CCF	\$299.80	\$0.00	\$299.80	1.9096	2.90%
Water	1,110	CCF	\$3,802.56	\$0.00	\$3,802.56	3.4257	36.78%
Sewer	298	CCF	\$616.56	\$0.00	\$616.56	2.0690	5.96%
Total Cost:			\$10,339.55	\$0.00	\$10,339.55		

For ROBERTS
ELEMENTARY



Filters: Cost Center Name Not Equal To DoNotReport; Billing Period Equal To 201509All Meter CodesAll Group Names

elpaso

Energy CAP

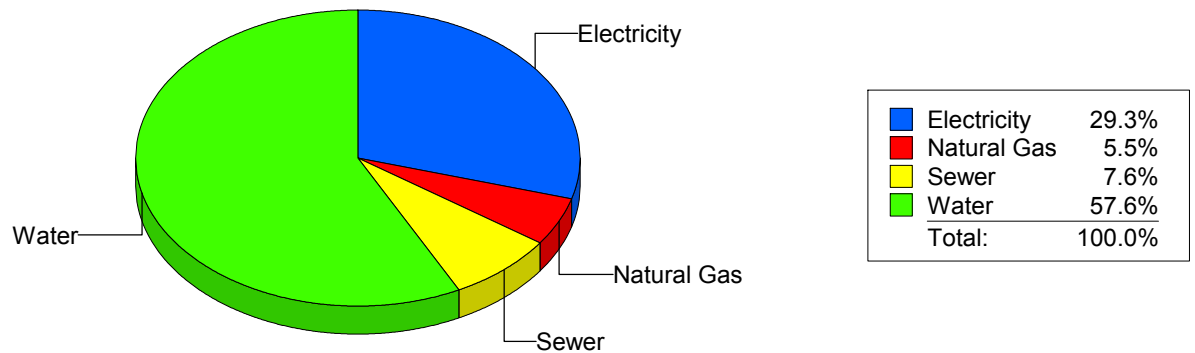
Cost Avoidance Program

Cost Summary Graph

Grouped by Energy Type

Energy Type	Use	Units	Meter Cost	Special Charges	Total Cost	Avg Unit Cost	% of Total Cost
Site: ROSA GUERRERO ELEMEN - ROSA GUERRERO ELEMEN							
Electricity	11,240	KWH	\$1,686.85	\$0.00	\$1,686.85	0.1501	29.31%
Natural Gas	188	CCF	\$315.31	\$0.00	\$315.31	1.6772	5.48%
Water	915	CCF	\$3,314.45	\$0.00	\$3,314.45	3.6223	57.59%
Sewer	140	CCF	\$438.81	\$0.00	\$438.81	3.1344	7.62%
Total Cost:			\$5,755.42	\$0.00	\$5,755.42		

For ROSA
GUERRERO
ELEMEN



Filters: Cost Center Name Not Equal To DoNotReport; Billing Period Equal To 201509All Meter CodesAll Group Names

el Paso

Energy CAP

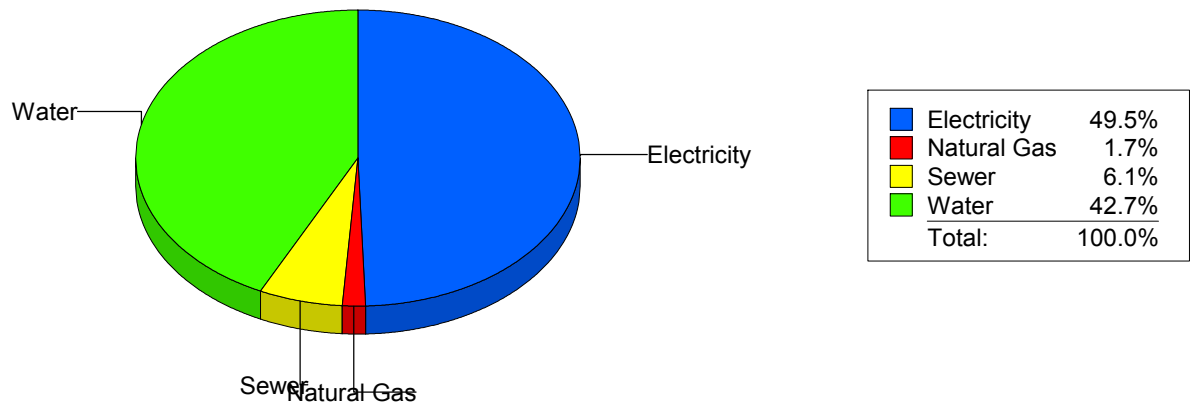
Cost Avoidance Program

Cost Summary Graph

Grouped by Energy Type

Energy Type	Use	Units	Meter Cost	Special Charges	Total Cost	Avg Unit Cost	% of Total Cost
Site: ROSS MIDDLE SCHOOL - ROSS MIDDLE SCHOOL							
Electricity	81,256	KWH	\$9,493.53	\$0.00	\$9,493.53	0.1168	49.46%
Natural Gas	448	CCF	\$325.73	\$0.00	\$325.73	0.7271	1.70%
Water	2,439	CCF	\$8,205.20	\$0.00	\$8,205.20	3.3642	42.75%
Sewer	678	CCF	\$1,170.96	\$0.00	\$1,170.96	1.7271	6.10%
Total Cost:			\$19,195.42	\$0.00	\$19,195.42		

For ROSS
MIDDLE
SCHOOL



Filters: Cost Center Name Not Equal To DoNotReport; Billing Period Equal To 201509All Meter CodesAll Group Names

elpaso

Energy CAP

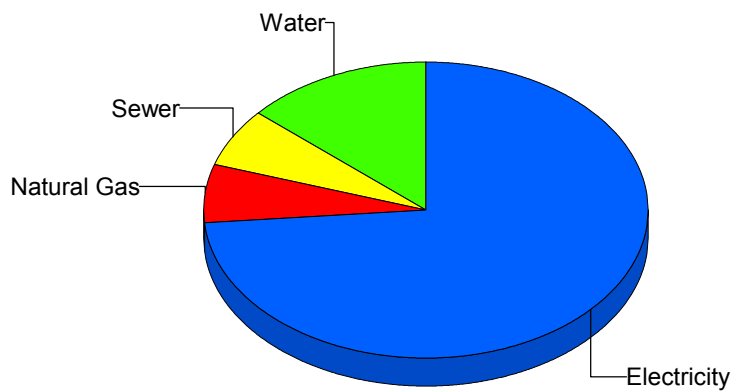
Cost Avoidance Program

Cost Summary Graph

Grouped by Energy Type

Energy Type	Use	Units	Meter Cost	Special Charges	Total Cost	Avg Unit Cost	% of Total Cost
Site: RUSK ELEMENTARY - RUSK ELEMENTARY							
Electricity	34,199	KWH	\$4,253.61	\$0.00	\$4,253.61	0.1244	73.51%
Natural Gas	83	CCF	\$383.25	\$0.00	\$383.25	4.6175	6.62%
Water	251	CCF	\$787.30	\$0.00	\$787.30	3.1367	13.61%
Sewer	142	CCF	\$362.32	\$0.00	\$362.32	2.5515	6.26%
Total Cost:			\$5,786.48	\$0.00	\$5,786.48		

For RUSK
ELEMENTARY



Electricity	73.5%
Natural Gas	6.6%
Sewer	6.3%
Water	13.6%
Total:	100.0%

Filters: Cost Center Name Not Equal To DoNotReport; Billing Period Equal To 201509All Meter CodesAll Group Names

elpaso

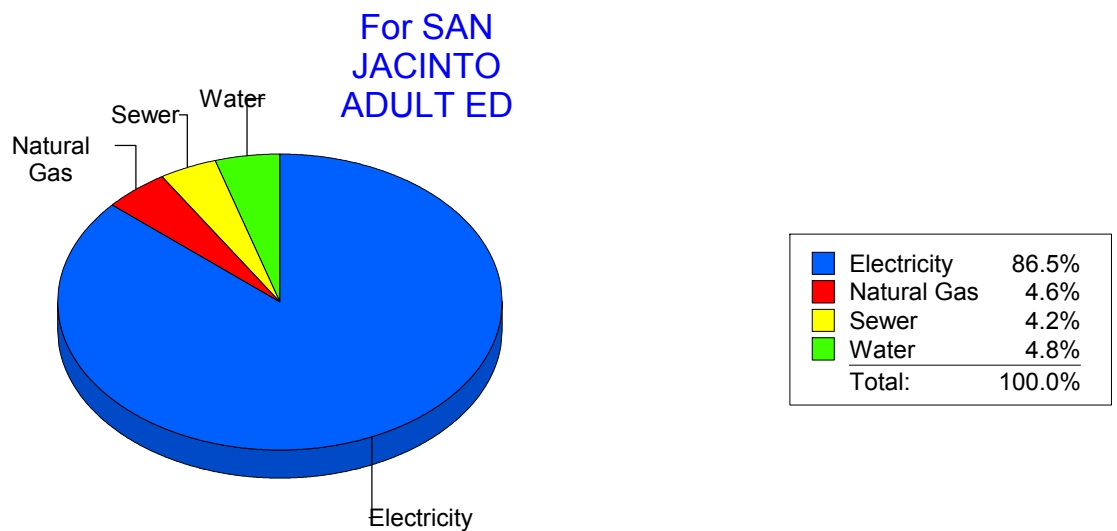
Energy CAP

Cost Avoidance Program

Cost Summary Graph

Grouped by Energy Type

Energy Type	Use	Units	Meter Cost	Special Charges	Total Cost	Avg Unit Cost	% of Total Cost
Site: SAN JACINTO ADULT ED - SAN JACINTO ADULT ED							
Electricity	15,900	KWH	\$2,211.11	\$0.00	\$2,211.11	0.1391	86.46%
Natural Gas	0	CCF	\$117.53	\$0.00	\$117.53	0.0000	4.60%
Water	29	CCF	\$121.88	\$0.00	\$121.88	4.2028	4.77%
Sewer	25	CCF	\$106.72	\$0.00	\$106.72	4.2688	4.17%
Total Cost:			\$2,557.24	\$0.00	\$2,557.24		



Filters: Cost Center Name Not Equal To DoNotReport; Billing Period Equal To 201509All Meter CodesAll Group Names

elpaso

Energy CAP

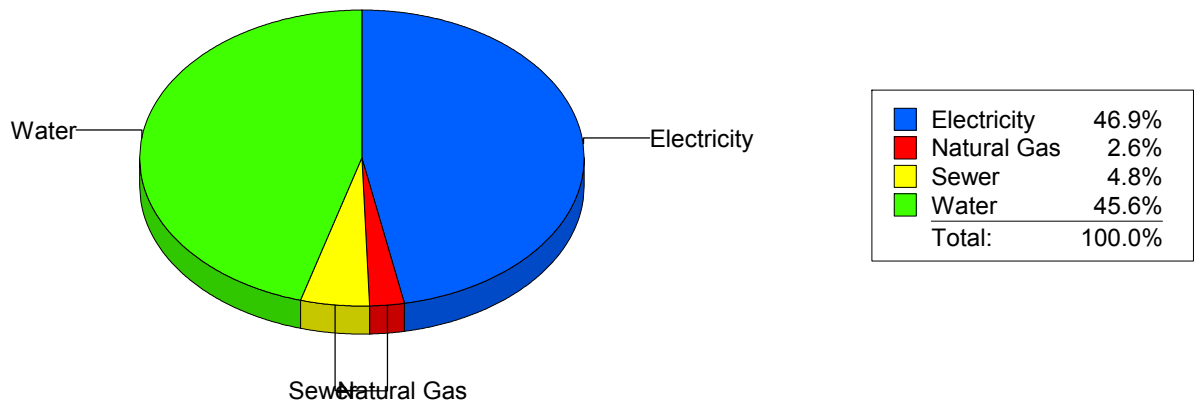
Cost Avoidance Program

Cost Summary Graph

Grouped by Energy Type

Energy Type	Use	Units	Meter Cost	Special Charges	Total Cost	Avg Unit Cost	% of Total Cost
Site: SCHUSTER ELEMENTARY - SCHUSTER ELEMENTARY							
Electricity	22,095	KWH	\$2,601.40	\$0.00	\$2,601.40	0.1177	46.86%
Natural Gas	80	CCF	\$147.09	\$0.00	\$147.09	1.8386	2.65%
Water	635	CCF	\$2,533.28	\$0.00	\$2,533.28	3.9894	45.64%
Sewer	134	CCF	\$269.13	\$0.00	\$269.13	2.0084	4.85%
Total Cost:			\$5,550.90	\$0.00	\$5,550.90		

For
SCHUSTER
ELEMENTARY



Filters: Cost Center Name Not Equal To DoNotReport; Billing Period Equal To 201509All Meter CodesAll Group Names

elpaso

Energy CAP

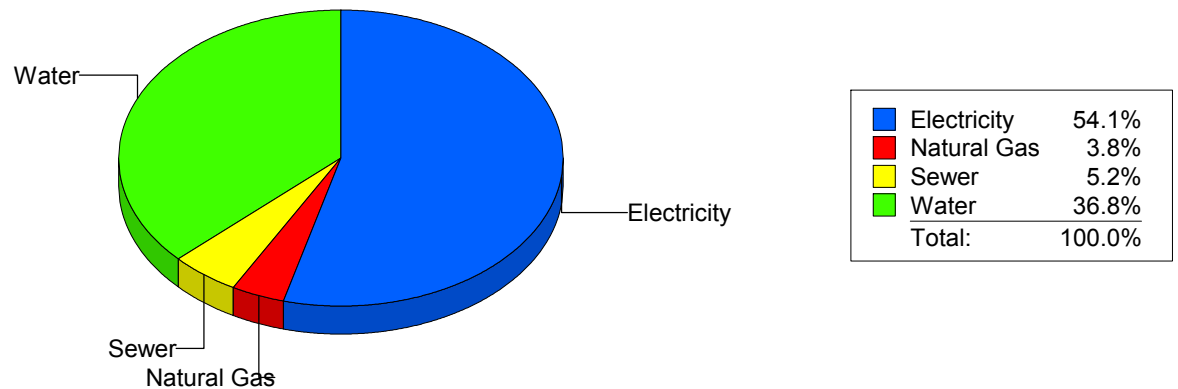
Cost Avoidance Program

Cost Summary Graph

Grouped by Energy Type

Energy Type	Use	Units	Meter Cost	Special Charges	Total Cost	Avg Unit Cost	% of Total Cost
Site: STANTON ELEMENTARY - STANTON ELEMENTARY							
Electricity	33,741	KWH	\$4,397.06	\$0.00	\$4,397.06	0.1303	54.11%
Natural Gas	183	CCF	\$312.74	\$0.00	\$312.74	1.7090	3.85%
Water	803	CCF	\$2,991.51	\$0.00	\$2,991.51	3.7254	36.81%
Sewer	200	CCF	\$425.26	\$0.00	\$425.26	2.1263	5.23%
Total Cost:			\$8,126.57	\$0.00	\$8,126.57		

For STANTON
ELEMENTARY



Filters: Cost Center Name Not Equal To DoNotReport; Billing Period Equal To 201509All Meter CodesAll Group Names

elpaso

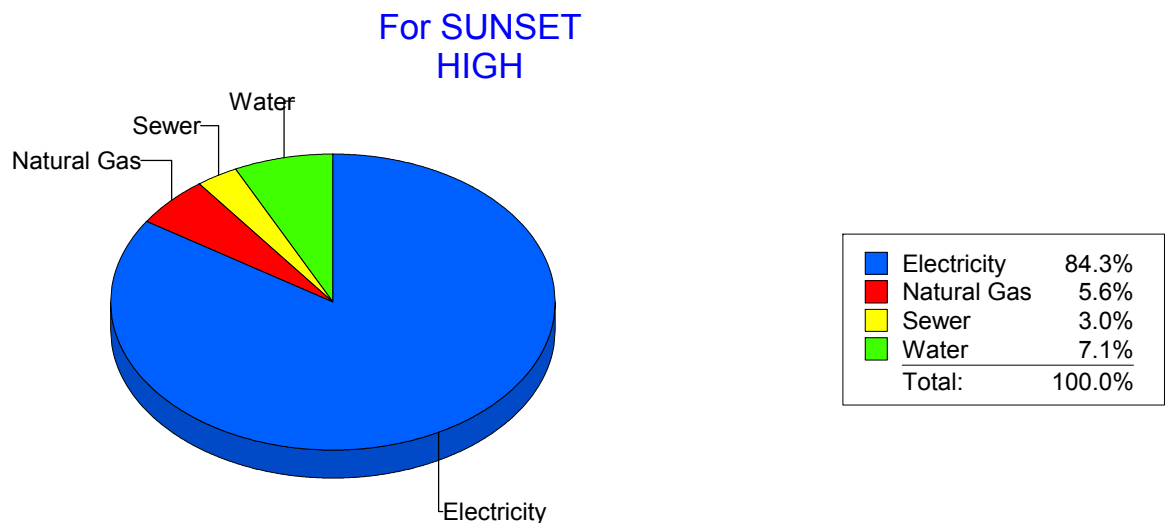
Energy CAP

Cost Avoidance Program

Cost Summary Graph

Grouped by Energy Type

Energy Type	Use	Units	Meter Cost	Special Charges	Total Cost	Avg Unit Cost	% of Total Cost
Site: SUNSET HIGH - SUNSET HIGH							
Electricity	29,600	KWH	\$3,247.02	\$0.00	\$3,247.02	0.1097	84.29%
Natural Gas	222	CCF	\$214.52	\$0.00	\$214.52	0.9663	5.57%
Water	81	CCF	\$273.64	\$0.00	\$273.64	3.3783	7.10%
Sewer	32	CCF	\$117.15	\$0.00	\$117.15	3.6609	3.04%
Total Cost:			\$3,852.33	\$0.00	\$3,852.33		



Filters: Cost Center Name Not Equal To DoNotReport; Billing Period Equal To 201509All Meter CodesAll Group Names

elpaso

Energy CAP

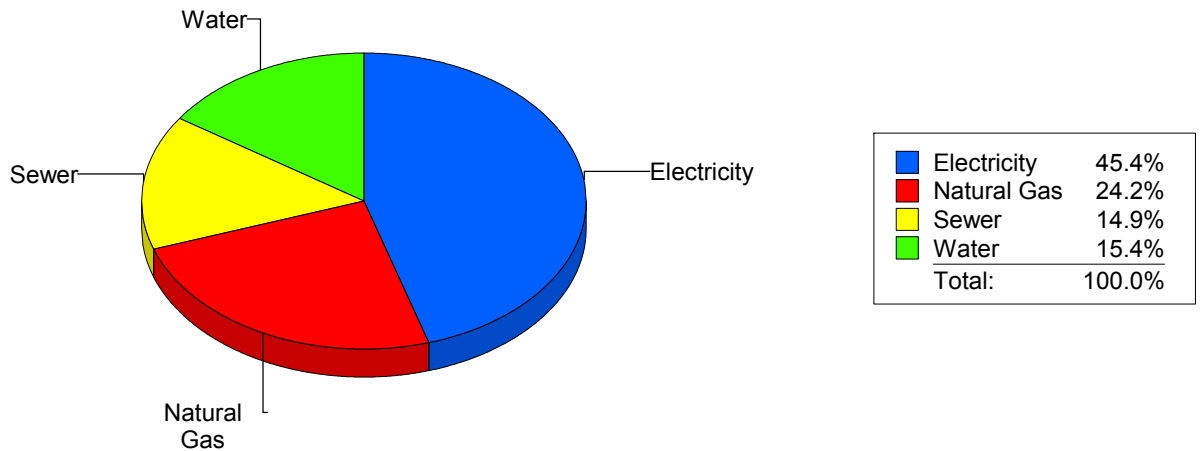
Cost Avoidance Program

Cost Summary Graph

Grouped by Energy Type

Energy Type	Use	Units	Meter Cost	Special Charges	Total Cost	Avg Unit Cost	% of Total Cost
Site: TENNISCENTER - TENNIS CENTER							
Electricity	409 KWH		\$220.30	\$0.00	\$220.30	0.5386	45.41%
Natural Gas	0 CCF		\$117.53	\$0.00	\$117.53	0.0000	24.23%
Water	1 CCF		\$74.84	\$0.00	\$74.84	74.8400	15.43%
Sewer	2 CCF		\$72.45	\$0.00	\$72.45	36.2250	14.93%
Total Cost:			\$485.12	\$0.00	\$485.12		

For TENNIS
CENTER



Filters: Cost Center Name Not Equal To DoNotReport; Billing Period Equal To 201509All Meter CodesAll Group Names

elpaso

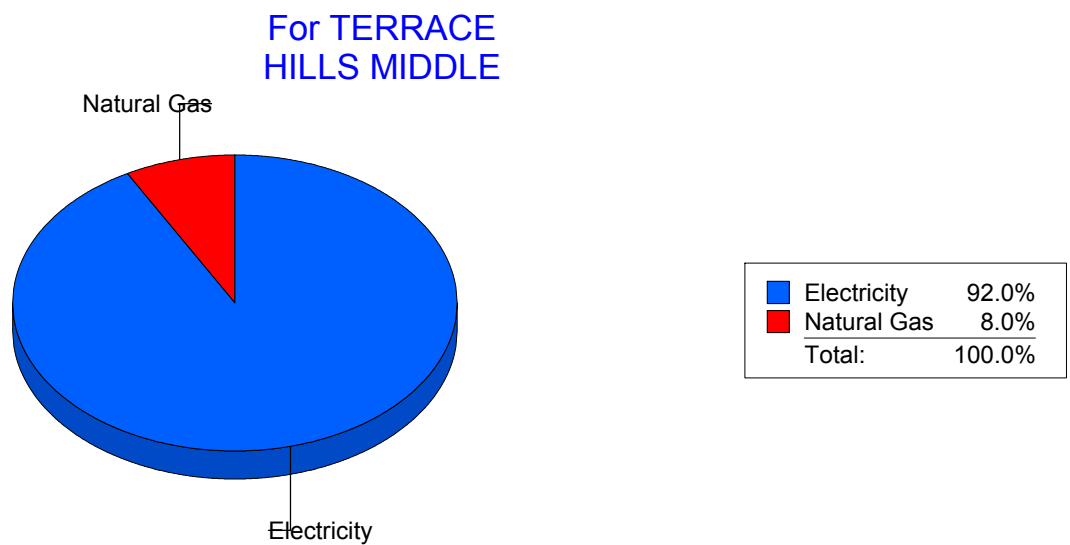
Energy CAP

Cost Avoidance Program

Cost Summary Graph

Grouped by Energy Type

Energy Type	Use	Units	Meter Cost	Special Charges	Total Cost	Avg Unit Cost	% of Total Cost
Site: TERRACE HILLS MIDDLE - TERRACE HILLS MIDDLE							
Electricity	42,450	KWH	\$4,998.60	\$0.00	\$4,998.60	0.1178	91.98%
Natural Gas	458	CCF	\$436.11	\$0.00	\$436.11	0.9522	8.02%
Total Cost:			\$5,434.71	\$0.00	\$5,434.71		



Filters: Cost Center Name Not Equal To DoNotReport; Billing Period Equal To 201509All Meter CodesAll Group Names

elpaso

Energy CAP

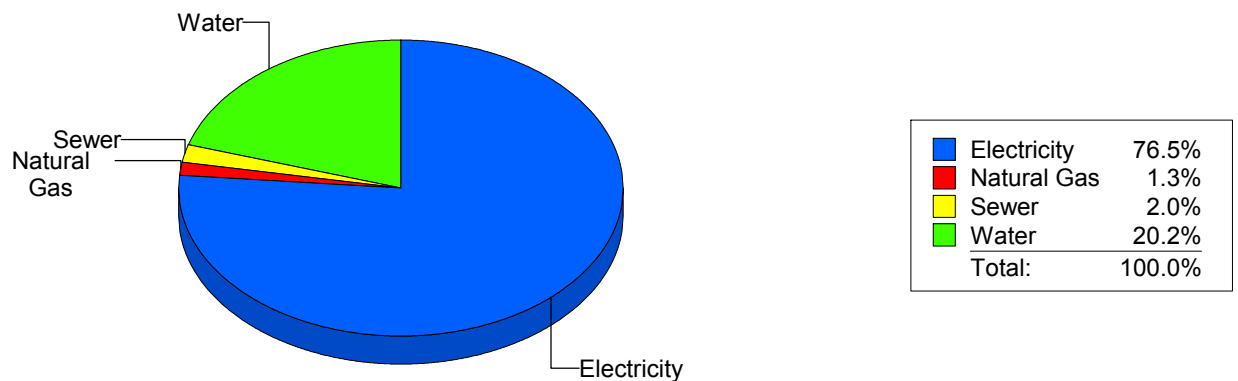
Cost Avoidance Program

Cost Summary Graph

Grouped by Energy Type

Energy Type	Use	Units	Meter Cost	Special Charges	Total Cost	Avg Unit Cost	% of Total Cost
Site: TIPPIN - TIPPIN ELEMENTARY							
Electricity	103,920	KWH	\$11,313.02	\$0.00	\$11,313.02	0.1089	76.47%
Natural Gas	181	CCF	\$194.54	\$0.00	\$194.54	1.0748	1.31%
Water	602	CCF	\$2,993.51	\$0.00	\$2,993.51	4.9726	20.23%
Sewer	89	CCF	\$293.35	\$0.00	\$293.35	3.2961	1.98%
Total Cost:			\$14,794.42	\$0.00	\$14,794.42		

For TIPPIN
ELEMENTARY



Filters: Cost Center Name Not Equal To DoNotReport; Billing Period Equal To 201509All Meter CodesAll Group Names

elpaso

Energy CAP

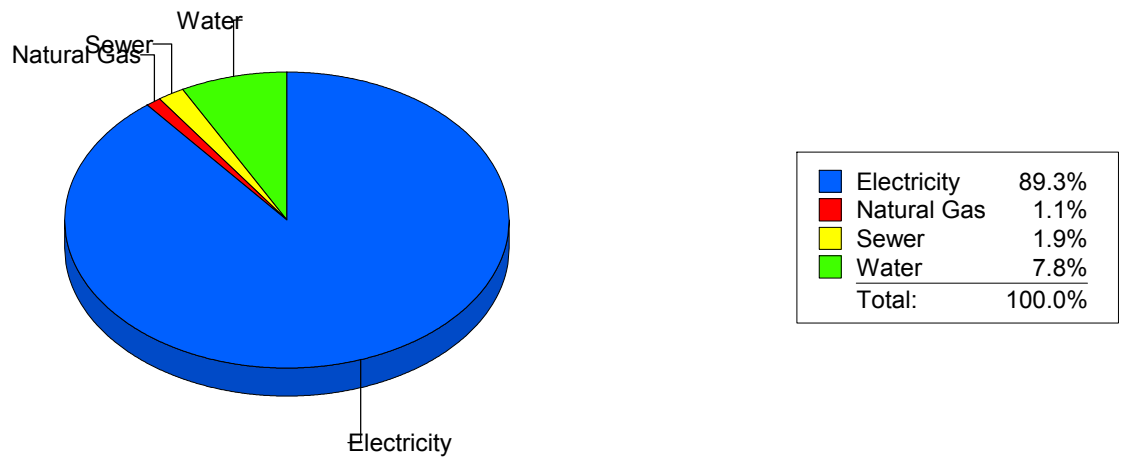
Cost Avoidance Program

Cost Summary Graph

Grouped by Energy Type

Energy Type	Use	Units	Meter Cost	Special Charges	Total Cost	Avg Unit Cost	% of Total Cost
Site: TOMLEA - TOM LEA							
Electricity	116,520	KWH	\$14,983.49	\$0.00	\$14,983.49	0.1286	89.29%
Natural Gas	152	CCF	\$180.07	\$0.00	\$180.07	1.1847	1.07%
Water	367	CCF	\$1,300.73	\$0.00	\$1,300.73	3.5442	7.75%
Sewer	105	CCF	\$317.19	\$0.00	\$317.19	3.0209	1.89%
Total Cost:			\$16,781.48	\$0.00	\$16,781.48		

For TOM LEA



Filters: Cost Center Name Not Equal To DoNotReport; Billing Period Equal To 201509All Meter CodesAll Group Names

el Paso

Energy CAP

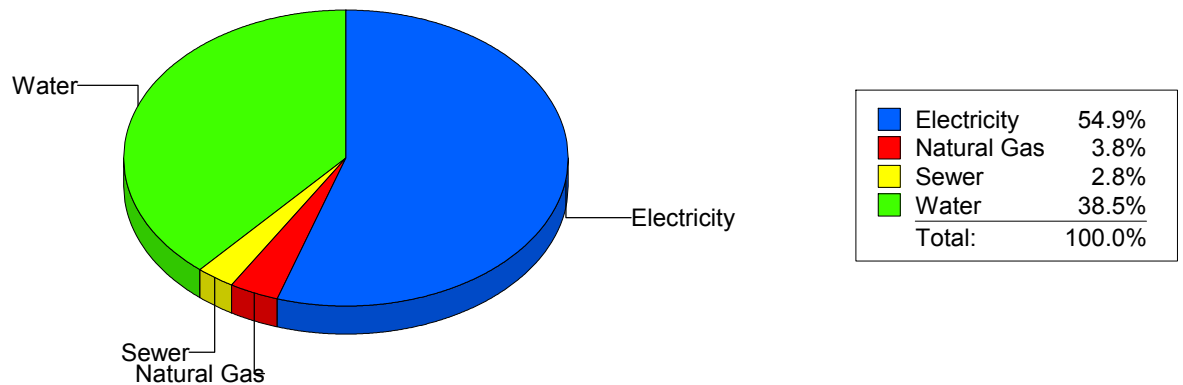
Cost Avoidance Program

Cost Summary Graph

Grouped by Energy Type

Energy Type	Use	Units	Meter Cost	Special Charges	Total Cost	Avg Unit Cost	% of Total Cost
Site: TRAVIS ELEMENTARY SC - TRAVIS ELEMENTARY SC							
Electricity	34,323	KWH	\$4,258.79	\$0.00	\$4,258.79	0.1241	54.91%
Natural Gas	140	CCF	\$291.69	\$0.00	\$291.69	2.0835	3.76%
Water	620	CCF	\$2,987.79	\$0.00	\$2,987.79	4.8190	38.52%
Sewer	61	CCF	\$218.15	\$0.00	\$218.15	3.5762	2.81%
Total Cost:			\$7,756.42	\$0.00	\$7,756.42		

For TRAVIS
ELEMENTARY
SC



Filters: Cost Center Name Not Equal To DoNotReport; Billing Period Equal To 201509All Meter CodesAll Group Names

elpaso

Energy CAP

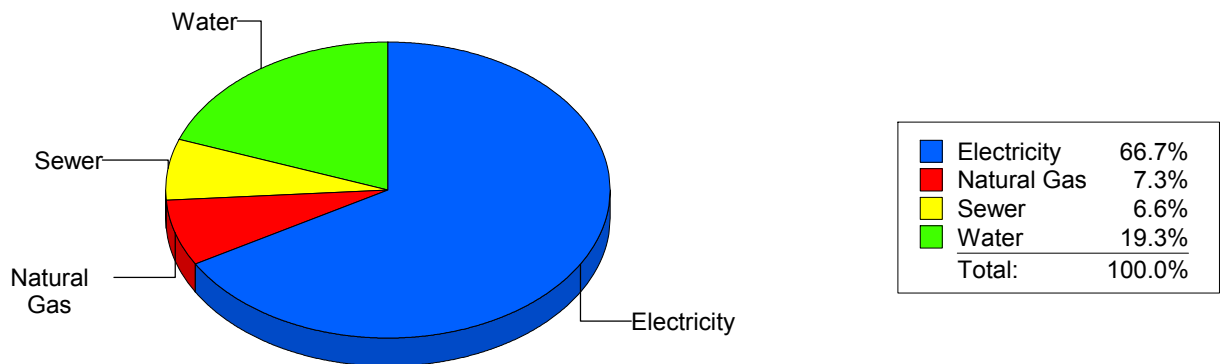
Cost Avoidance Program

Cost Summary Graph

Grouped by Energy Type

Energy Type	Use	Units	Meter Cost	Special Charges	Total Cost	Avg Unit Cost	% of Total Cost
Site: VILAS ELEMENTARY - VILAS ELEMENTARY							
Electricity	32,132	KWH	\$3,675.35	\$0.00	\$3,675.35	0.1144	66.69%
Natural Gas	129	CCF	\$403.72	\$0.00	\$403.72	3.1296	7.33%
Water	224	CCF	\$1,066.43	\$0.00	\$1,066.43	4.7608	19.35%
Sewer	59	CCF	\$365.79	\$0.00	\$365.79	6.1998	6.64%
Total Cost:			\$5,511.29	\$0.00	\$5,511.29		

For VILAS
ELEMENTARY



Filters: Cost Center Name Not Equal To DoNotReport; Billing Period Equal To 201509All Meter CodesAll Group Names

elpaso

Energy CAP

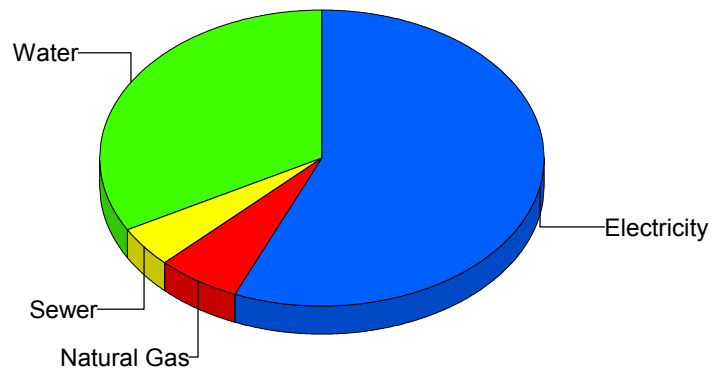
Cost Avoidance Program

Cost Summary Graph

Grouped by Energy Type

Energy Type	Use	Units	Meter Cost	Special Charges	Total Cost	Avg Unit Cost	% of Total Cost
Site: WAINWRIGHT ELEMENTAR - WAINWRIGHT ELEMENTAR							
Electricity	17,672	KWH	\$2,191.44	\$0.00	\$2,191.44	0.1240	56.36%
Natural Gas	11	CCF	\$239.12	\$0.00	\$239.12	21.7382	6.15%
Water	238	CCF	\$1,280.23	\$0.00	\$1,280.23	5.3791	32.92%
Sewer	26	CCF	\$177.68	\$0.00	\$177.68	6.8338	4.57%
Total Cost:			\$3,888.47	\$0.00	\$3,888.47		

For
WAINWRIGHT
ELEMENTAR



Electricity	56.4%
Natural Gas	6.1%
Sewer	4.6%
Water	32.9%
Total:	100.0%

Filters: Cost Center Name Not Equal To DoNotReport; Billing Period Equal To 201509All Meter CodesAll Group Names

elpaso

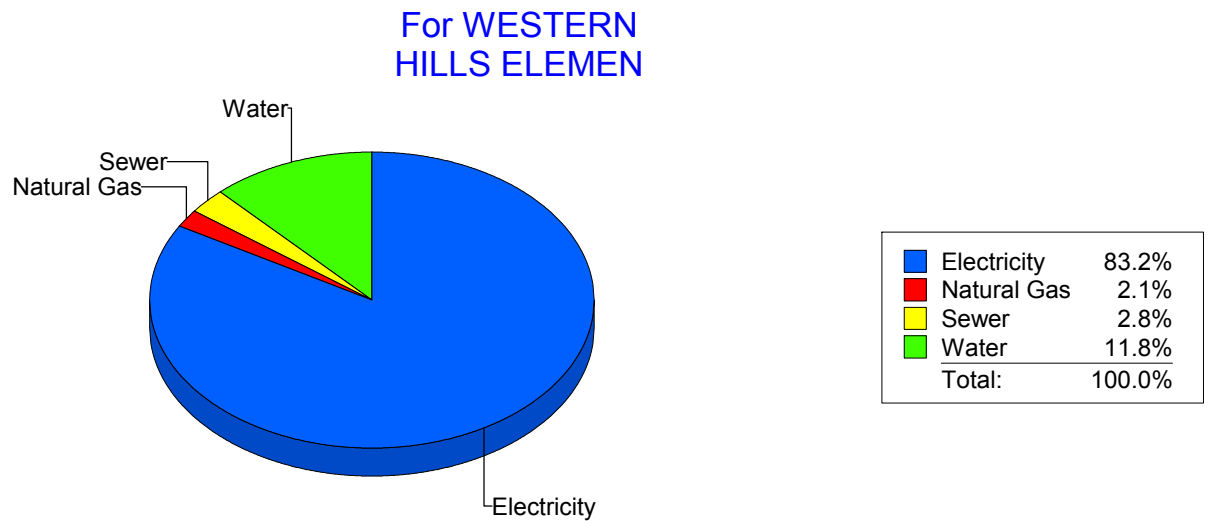
Energy CAP

Cost Avoidance Program

Cost Summary Graph

Grouped by Energy Type

Energy Type	Use	Units	Meter Cost	Special Charges	Total Cost	Avg Unit Cost	% of Total Cost
Site: WESTERN HILLS ELEMEN - WESTERN HILLS ELEMEN							
Electricity	70,680	KWH	\$10,017.77	\$0.00	\$10,017.77	0.1417	83.21%
Natural Gas	303	CCF	\$254.39	\$0.00	\$254.39	0.8396	2.11%
Water	446	CCF	\$1,424.33	\$0.00	\$1,424.33	3.1936	11.83%
Sewer	64	CCF	\$342.93	\$0.00	\$342.93	5.3583	2.85%
Total Cost:			\$12,039.42	\$0.00	\$12,039.42		



Filters: Cost Center Name Not Equal To DoNotReport; Billing Period Equal To 201509All Meter CodesAll Group Names

elpaso

Energy CAP

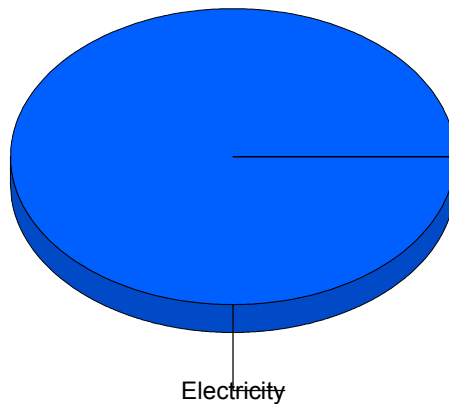
Cost Avoidance Program

Cost Summary Graph

Grouped by Energy Type

Energy Type	Use	Units	Meter Cost	Special Charges	Total Cost	Avg Unit Cost	% of Total Cost
Site: WESTSIDE TRANSPORTAT - WESTSIDE TRANSPORTAT							
Electricity	6,170 KWH		\$430.34	\$0.00	\$430.34	0.0697	100.00%
Total Cost:			\$430.34	\$0.00	\$430.34		

For WESTSIDE
TRANSPORTAT



■ Electricity	100.0%
Total:	100.0%

Filters: Cost Center Name Not Equal To DoNotReport; Billing Period Equal To 201509All Meter CodesAll Group Names

elpaso

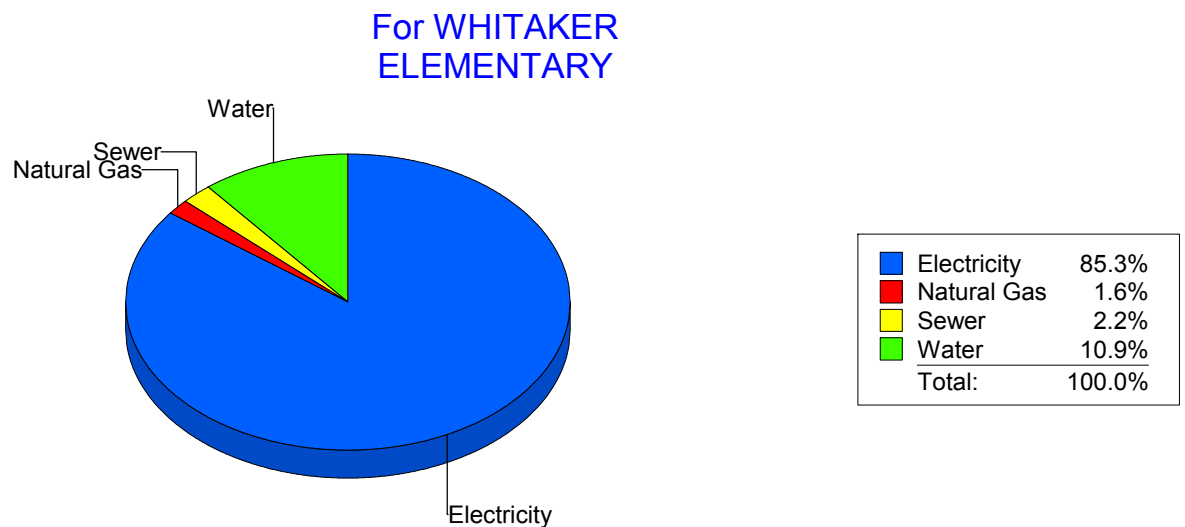
Energy CAP

Cost Avoidance Program

Cost Summary Graph

Grouped by Energy Type

Energy Type	Use	Units	Meter Cost	Special Charges	Total Cost	Avg Unit Cost	% of Total Cost
Site: WHITAKER ELEMENTARY - WHITAKER ELEMENTARY							
Electricity	96,360	KWH	\$11,288.61	\$0.00	\$11,288.61	0.1172	85.30%
Natural Gas	223	CCF	\$215.00	\$0.00	\$215.00	0.9641	1.62%
Water	435	CCF	\$1,441.54	\$0.00	\$1,441.54	3.3139	10.89%
Sewer	86	CCF	\$288.88	\$0.00	\$288.88	3.3591	2.18%
Total Cost:			\$13,234.03	\$0.00	\$13,234.03		



Filters: Cost Center Name Not Equal To DoNotReport; Billing Period Equal To 201509All Meter CodesAll Group Names

elpaso

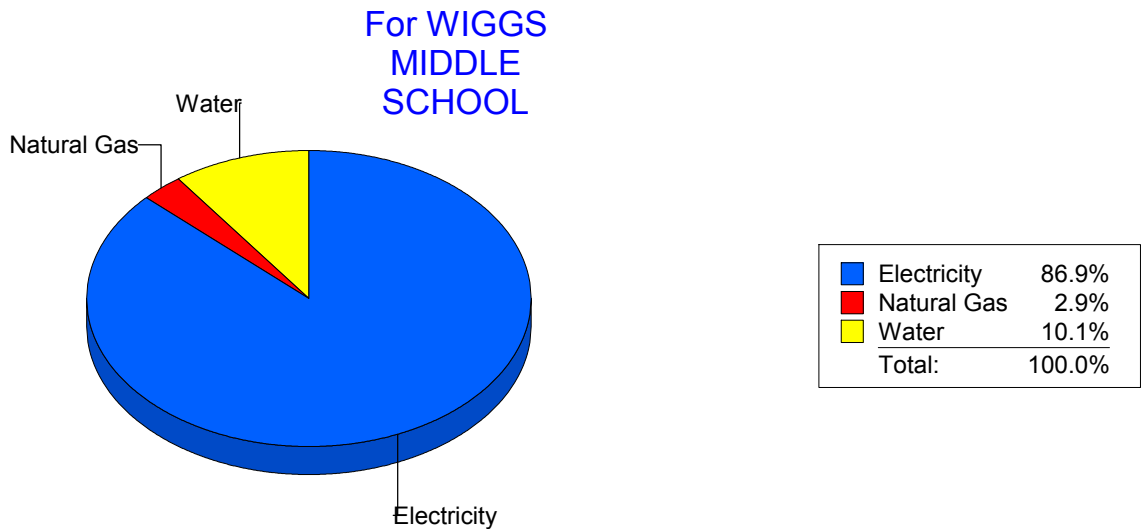
Energy CAP

Cost Avoidance Program

Cost Summary Graph

Grouped by Energy Type

Energy Type	Use	Units	Meter Cost	Special Charges	Total Cost	Avg Unit Cost	% of Total Cost
Site: WIGGS MIDDLE SCHOOL - WIGGS MIDDLE SCHOOL							
Electricity	71,480	KWH	\$8,347.74	\$0.00	\$8,347.74	0.1168	86.95%
Natural Gas	359	CCF	\$281.93	\$0.00	\$281.93	0.7853	2.94%
Water	355	CCF	\$971.49	\$0.00	\$971.49	2.7366	10.12%
Total Cost:			\$9,601.16	\$0.00	\$9,601.16		



Filters: Cost Center Name Not Equal To DoNotReport; Billing Period Equal To 201509All Meter CodesAll Group Names

elpaso

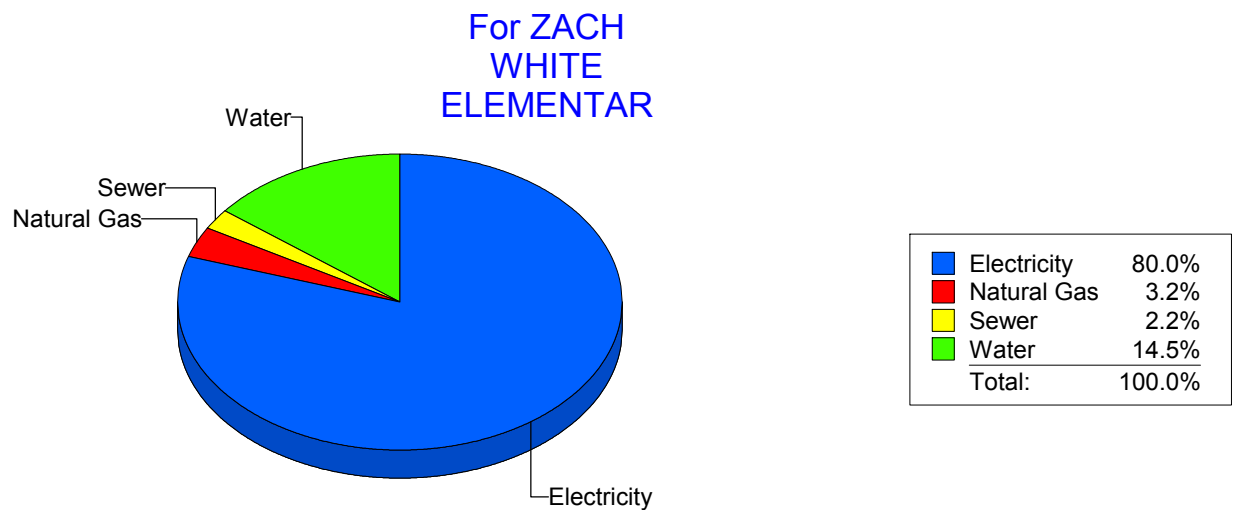
Energy CAP

Cost Avoidance Program

Cost Summary Graph

Grouped by Energy Type

Energy Type	Use	Units	Meter Cost	Special Charges	Total Cost	Avg Unit Cost	% of Total Cost
Site: ZACH WHITE ELEMENTAR - ZACH WHITE ELEMENTAR							
Electricity	70,800	KWH	\$9,029.97	\$0.00	\$9,029.97	0.1275	80.02%
Natural Gas	289	CCF	\$365.01	\$0.00	\$365.01	1.2630	3.23%
Water	526	CCF	\$1,638.70	\$0.00	\$1,638.70	3.1154	14.52%
Sewer	75	CCF	\$250.69	\$0.00	\$250.69	3.3425	2.22%
Total Cost:			\$11,284.37	\$0.00	\$11,284.37		



Filters: Cost Center Name Not Equal To DoNotReport; Billing Period Equal To 201509All Meter CodesAll Group Names

elpaso

Energy CAP

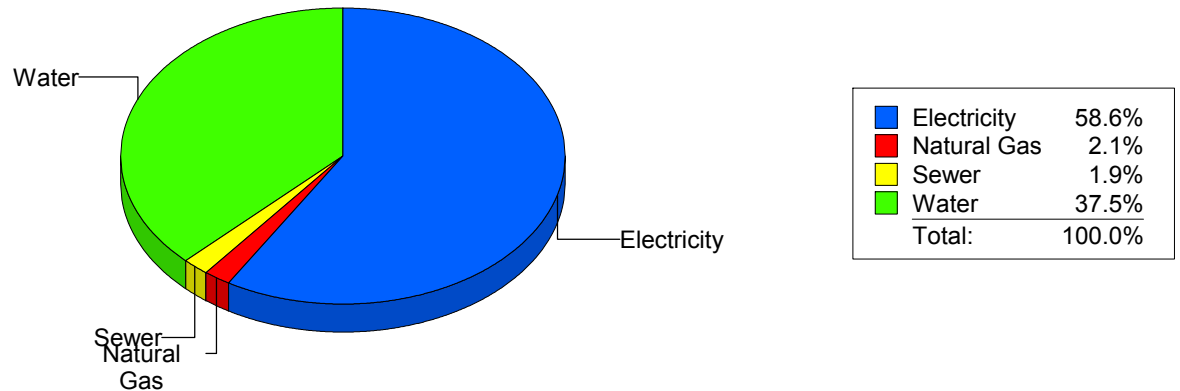
Cost Avoidance Program

Cost Summary Graph

Grouped by Energy Type

Energy Type	Use	Units	Meter Cost	Special Charges	Total Cost	Avg Unit Cost	% of Total Cost
Site: ZAVALA ELEMENTARY SC - ZAVALA ELEMENTARY SC							
Electricity	38,750	KWH	\$4,120.82	\$0.00	\$4,120.82	0.1063	58.62%
Natural Gas	74	CCF	\$144.88	\$0.00	\$144.88	1.9578	2.06%
Water	494	CCF	\$2,633.04	\$0.00	\$2,633.04	5.3300	37.46%
Sewer	41	CCF	\$130.56	\$0.00	\$130.56	3.1844	1.86%
Total Cost:			\$7,029.30	\$0.00	\$7,029.30		

For ZAVALA
ELEMENTARY
SC



Filters: Cost Center Name Not Equal To DoNotReport; Billing Period Equal To 201509All Meter CodesAll Group Names

elpaso

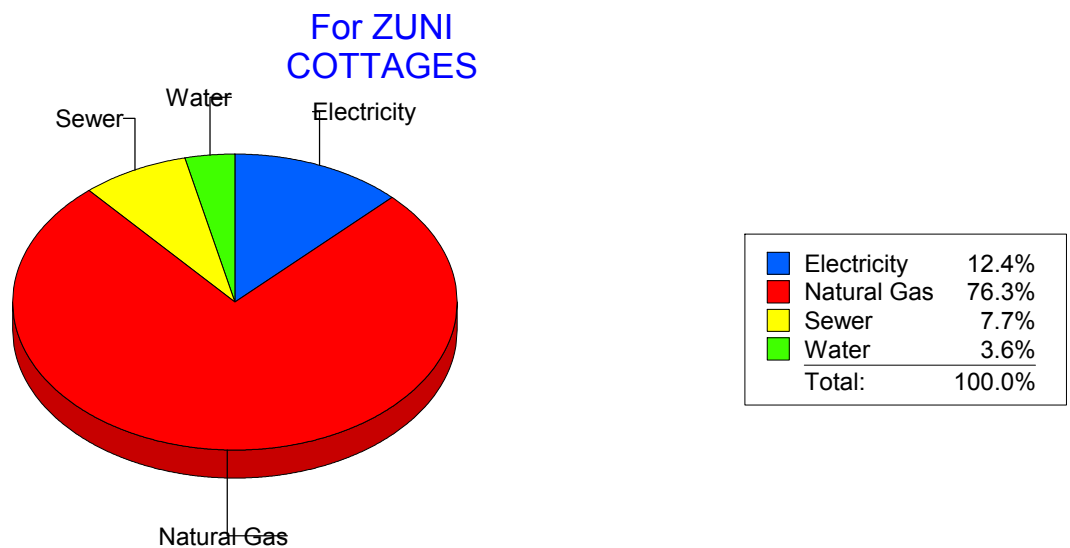
Energy CAP

Cost Avoidance Program

Cost Summary Graph

Grouped by Energy Type

Energy Type	Use	Units	Meter Cost	Special Charges	Total Cost	Avg Unit Cost	% of Total Cost
Site: ZUNI COTTAGES - ZUNI COTTAGES							
Electricity		34 KWH	\$38.20	\$0.00	\$38.20	1.1235	12.39%
Natural Gas		1 CCF	\$235.43	\$0.00	\$235.43	235.4300	76.34%
Water		0 CCF	\$11.18	\$0.00	\$11.18	0.0000	3.63%
Sewer		0 CCF	\$23.60	\$0.00	\$23.60	0.0000	7.65%
Total Cost:			\$308.41	\$0.00	\$308.41		



Filters: Cost Center Name Not Equal To DoNotReport; Billing Period Equal To 201509All Meter CodesAll Group Names

el Paso

Energy CAP

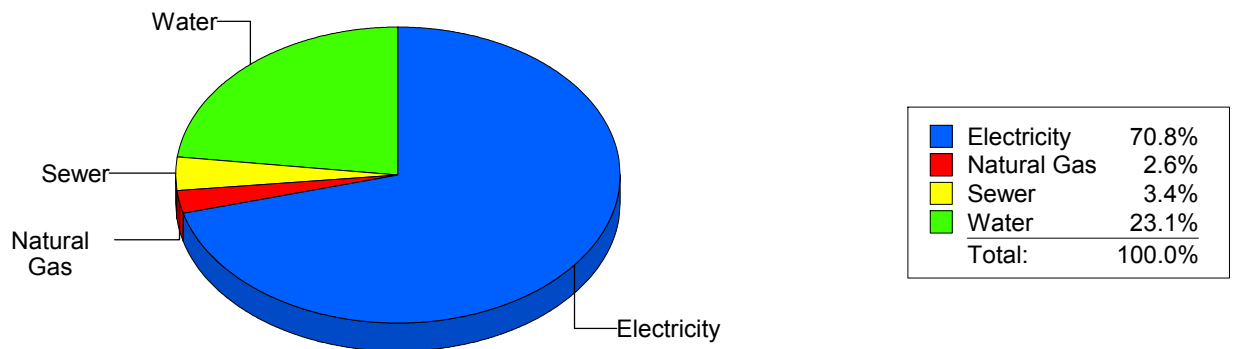
Cost Avoidance Program

Cost Summary Graph

Grouped by Energy Type

Energy Type	Use	Units	Meter Cost	Special Charges	Total Cost	Avg Unit Cost	% of Total Cost
All Sites							
Electricity	7,530,543	KWH	\$888,305.92	\$0.00	\$888,305.92	0.1180	70.85%
Natural Gas	23,490	CCF	\$32,426.70	\$0.00	\$32,426.70	1.3804	2.59%
Water	78,438	CCF	\$290,085.83	\$0.00	\$290,085.83	3.6983	23.14%
Sewer	16,136	CCF	\$43,051.74	\$0.00	\$43,051.74	2.6681	3.43%
Total Cost:			\$1,253,870.19	\$0.00	\$1,253,870.19		

For All Sites



Filters: Cost Center Name Not Equal To DoNotReport; Billing Period Equal To 201509All Meter CodesAll Group Names