

elpaso

Energy CAP

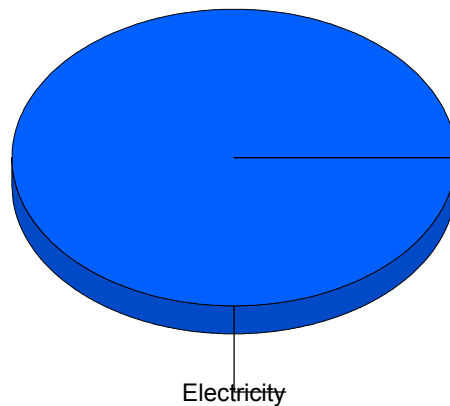
Cost Avoidance Program

## Cost Summary Graph

Grouped by Energy Type

Energy Type	Use	Units	Meter Cost	Special Charges	Total Cost	Avg Unit Cost	% of Total Cost
Site: ALAMO ELEMENTARY SCH - ALAMO ELEMENTARY SCH							
Electricity		4,500 KWH	\$690.89	\$0.00	\$690.89	0.1535	100.00%
Total Cost:			\$690.89	\$0.00	\$690.89		

For ALAMO  
ELEMENTARY  
SCH



■ Electricity	100.0%
Total:	100.0%

Filters: Cost Center Name Not Equal To DoNotReport; Billing Period Equal To 201609All Meter CodesAll Group Names

# elpaso

Energy CAP

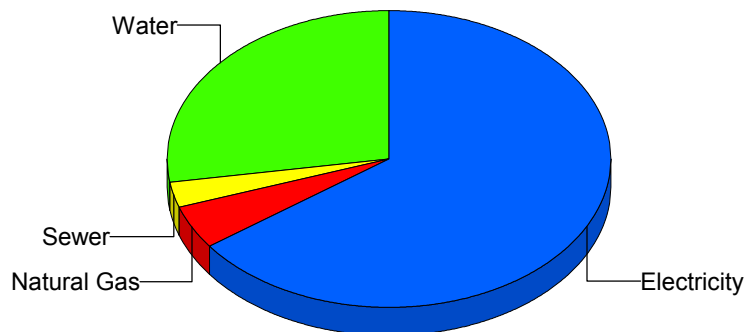
Cost Avoidance Program

## Cost Summary Graph

Grouped by Energy Type

Energy Type	Use	Units	Meter Cost	Special Charges	Total Cost	Avg Unit Cost	% of Total Cost
Site: ALTA VISTA ELEMENTAR - ALTA VISTA ELEMENTAR							
Electricity	40,800	KWH	\$5,179.05	\$0.00	\$5,179.05	0.1269	65.05%
Natural Gas	301	CCF	\$378.29	\$0.00	\$378.29	1.2568	4.75%
Water	452	CCF	\$2,191.50	\$0.00	\$2,191.50	4.8485	27.53%
Sewer	80	CCF	\$212.71	\$0.00	\$212.71	2.6589	2.67%
Total Cost:			\$7,961.55	\$0.00	\$7,961.55		

For ALTA  
VISTA  
ELEMENTAR



Electricity	65.1%
Natural Gas	4.8%
Sewer	2.7%
Water	27.5%
Total:	100.0%

Filters: Cost Center Name Not Equal To DoNotReport; Billing Period Equal To 201609All Meter CodesAll Group Names

# el Paso

Energy CAP

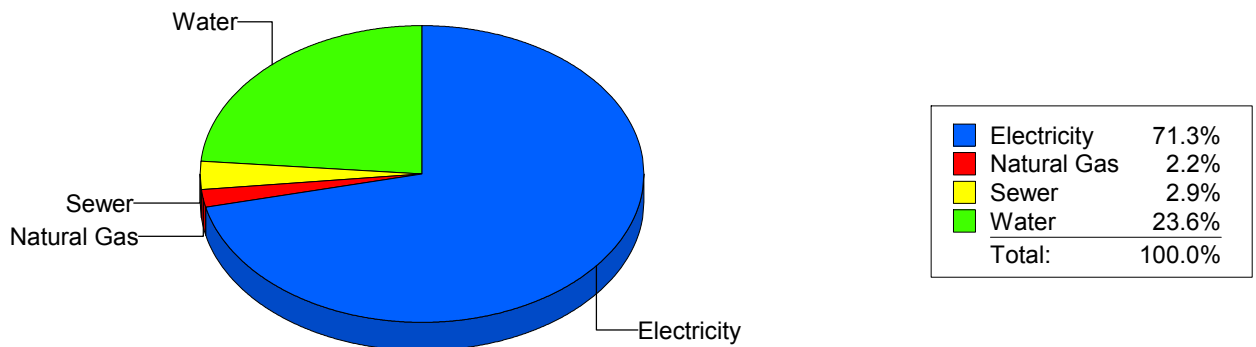
Cost Avoidance Program

## Cost Summary Graph

Grouped by Energy Type

Energy Type	Use	Units	Meter Cost	Special Charges	Total Cost	Avg Unit Cost	% of Total Cost
Site: ANDRESS HIGH SCHOOL - ANDRESS HIGH SCHOOL							
Electricity	202,470	KWH	\$23,675.59	\$0.00	\$23,675.59	0.1169	71.25%
Natural Gas	782	CCF	\$736.94	\$0.00	\$736.94	0.9424	2.22%
Water	1,939	CCF	\$7,846.91	\$0.00	\$7,846.91	4.0469	23.62%
Sewer	479	CCF	\$968.77	\$0.00	\$968.77	2.0225	2.92%
Total Cost:			\$33,228.21	\$0.00	\$33,228.21		

For ANDRESS  
HIGH SCHOOL



Filters: Cost Center Name Not Equal To DoNotReport; Billing Period Equal To 201609All Meter CodesAll Group Names

# elpaso

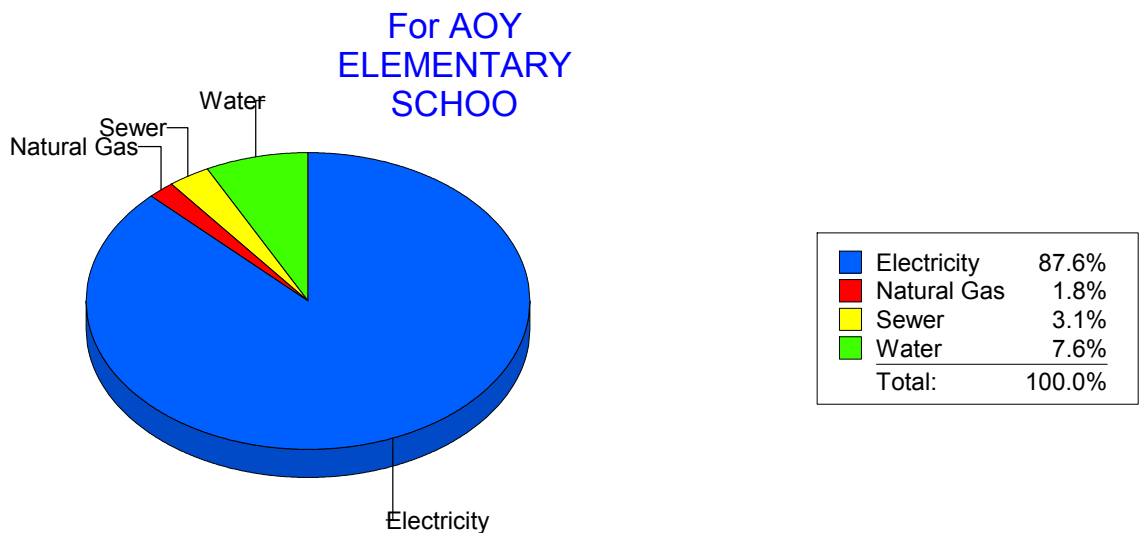
Energy CAP

Cost Avoidance Program

## Cost Summary Graph

Grouped by Energy Type

Energy Type	Use	Units	Meter Cost	Special Charges	Total Cost	Avg Unit Cost	% of Total Cost
Site: AOY ELEMENTARY SCHOO - AOY ELEMENTARY SCHOO							
Electricity	101,304	KWH	\$14,240.92	\$0.00	\$14,240.92	0.1406	87.56%
Natural Gas	133	CCF	\$291.50	\$0.00	\$291.50	2.1917	1.79%
Water	296	CCF	\$1,235.34	\$0.00	\$1,235.34	4.1734	7.60%
Sewer	96	CCF	\$497.35	\$0.00	\$497.35	5.1807	3.06%
Total Cost:			\$16,265.11	\$0.00	\$16,265.11		



Filters: Cost Center Name Not Equal To DoNotReport; Billing Period Equal To 201609All Meter CodesAll Group Names

# elpaso

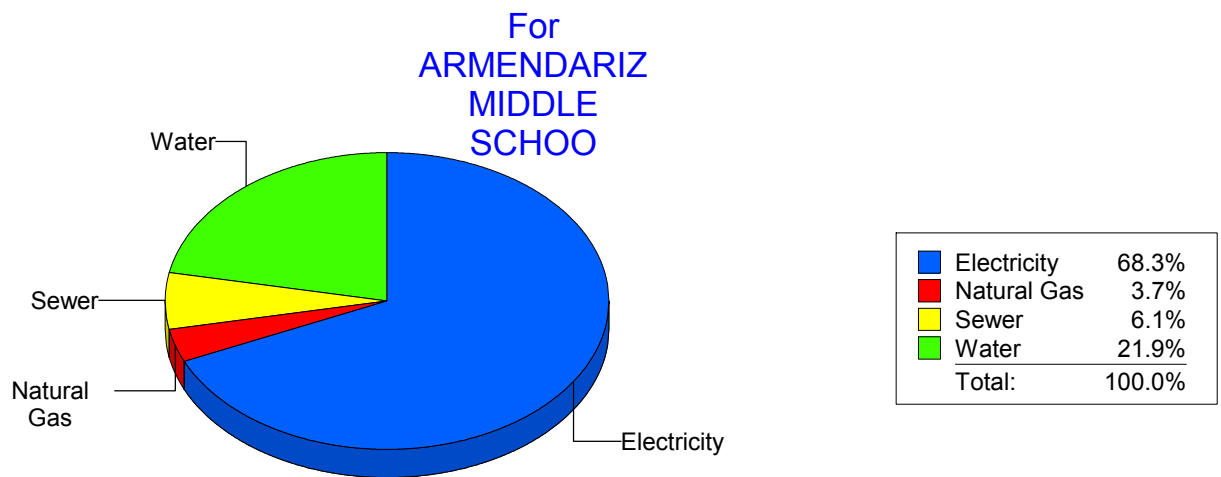
Energy CAP

Cost Avoidance Program

## Cost Summary Graph

Grouped by Energy Type

Energy Type	Use	Units	Meter Cost	Special Charges	Total Cost	Avg Unit Cost	% of Total Cost
Site: ARMENDARIZ MIDDLE SCHOO - ARMENDARIZ MIDDLE SCHOO							
Electricity	143,000	KWH	\$7,123.74	\$0.00	\$7,123.74	0.0498	68.31%
Natural Gas	544	CCF	\$385.80	\$0.00	\$385.80	0.7092	3.70%
Water	756	CCF	\$2,284.50	\$0.00	\$2,284.50	3.0218	21.91%
Sewer	218	CCF	\$634.50	\$0.00	\$634.50	2.9106	6.08%
Total Cost:			\$10,428.54	\$0.00	\$10,428.54		



Filters: Cost Center Name Not Equal To DoNotReport; Billing Period Equal To 201609All Meter CodesAll Group Names

# elpaso

Energy CAP

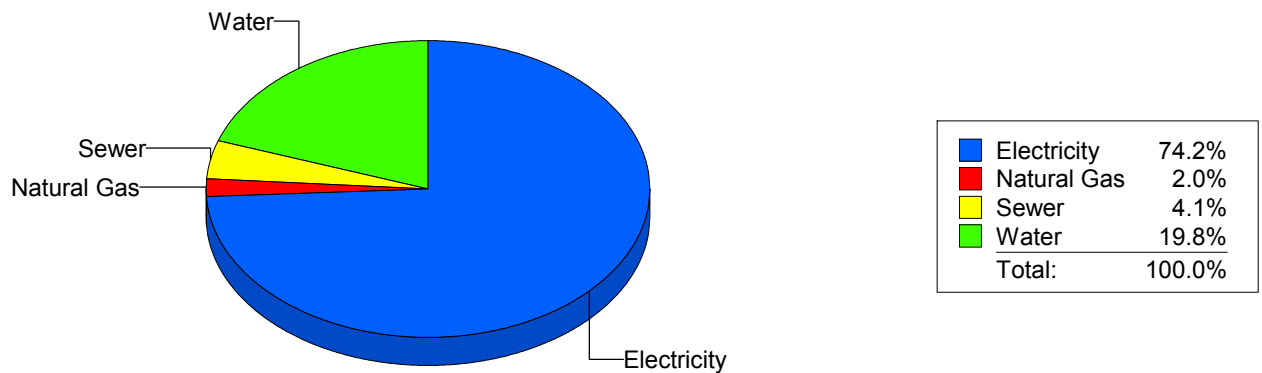
Cost Avoidance Program

## Cost Summary Graph

Grouped by Energy Type

Energy Type	Use	Units	Meter Cost	Special Charges	Total Cost	Avg Unit Cost	% of Total Cost
Site: AUSTIN HIGH SCHOOL - AUSTIN HIGH SCHOOL							
Electricity	222,079	KWH	\$27,131.87	\$0.00	\$27,131.87	0.1222	74.18%
Natural Gas	747	CCF	\$718.30	\$0.00	\$718.30	0.9616	1.96%
Water	1,781	CCF	\$7,232.10	\$0.00	\$7,232.10	4.0607	19.77%
Sewer	475	CCF	\$1,494.77	\$0.00	\$1,494.77	3.1469	4.09%
Total Cost:			\$36,577.04	\$0.00	\$36,577.04		

For AUSTIN  
HIGH SCHOOL



Filters: Cost Center Name Not Equal To DoNotReport; Billing Period Equal To 201609All Meter CodesAll Group Names

# elpaso

Energy CAP

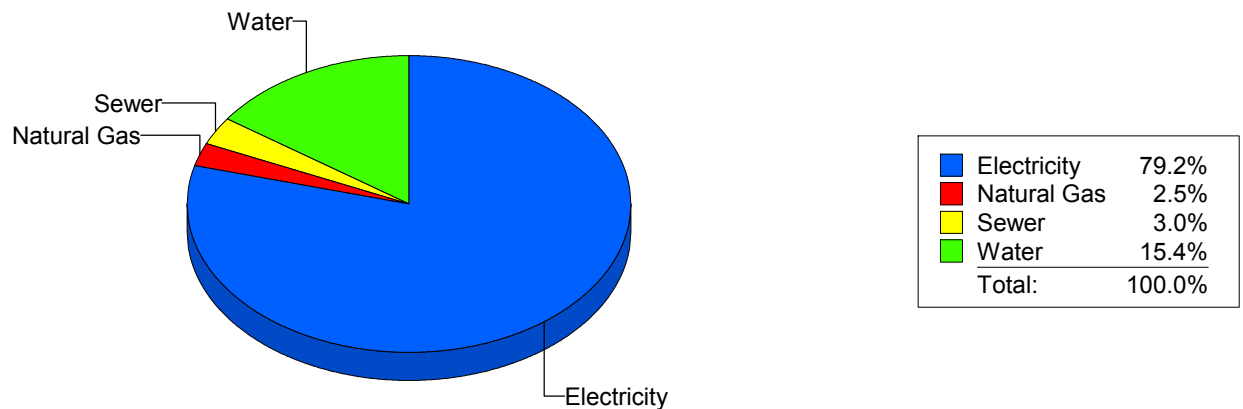
Cost Avoidance Program

## Cost Summary Graph

Grouped by Energy Type

Energy Type	Use	Units	Meter Cost	Special Charges	Total Cost	Avg Unit Cost	% of Total Cost
Site: BARRON - BARRON							
Electricity	92,849	KWH	\$11,732.88	\$0.00	\$11,732.88	0.1264	79.17%
Natural Gas	272	CCF	\$363.31	\$0.00	\$363.31	1.3357	2.45%
Water	313	CCF	\$2,276.01	\$0.00	\$2,276.01	7.2716	15.36%
Sewer	86	CCF	\$446.84	\$0.00	\$446.84	5.1958	3.02%
Total Cost:			\$14,819.04	\$0.00	\$14,819.04		

For BARRON



Filters: Cost Center Name Not Equal To DoNotReport; Billing Period Equal To 201609All Meter CodesAll Group Names

# elpaso

Energy CAP

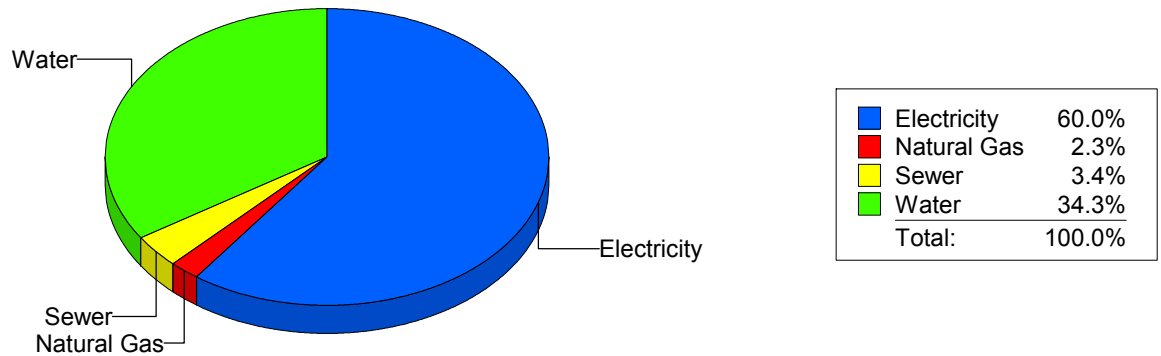
Cost Avoidance Program

## Cost Summary Graph

Grouped by Energy Type

Energy Type	Use	Units	Meter Cost	Special Charges	Total Cost	Avg Unit Cost	% of Total Cost
Site: BASSET MIDDLE SCHOOL - BASSET MIDDLE SCHOOL							
Electricity	79,471	KWH	\$9,652.85	\$0.00	\$9,652.85	0.1215	59.98%
Natural Gas	296	CCF	\$375.71	\$0.00	\$375.71	1.2693	2.33%
Water	1,215	CCF	\$5,517.99	\$0.00	\$5,517.99	4.5416	34.29%
Sewer	223	CCF	\$546.37	\$0.00	\$546.37	2.4501	3.40%
Total Cost:			\$16,092.92	\$0.00	\$16,092.92		

For BASSET  
MIDDLE  
SCHOOL



Filters: Cost Center Name Not Equal To DoNotReport; Billing Period Equal To 201609All Meter CodesAll Group Names



**elpaso**

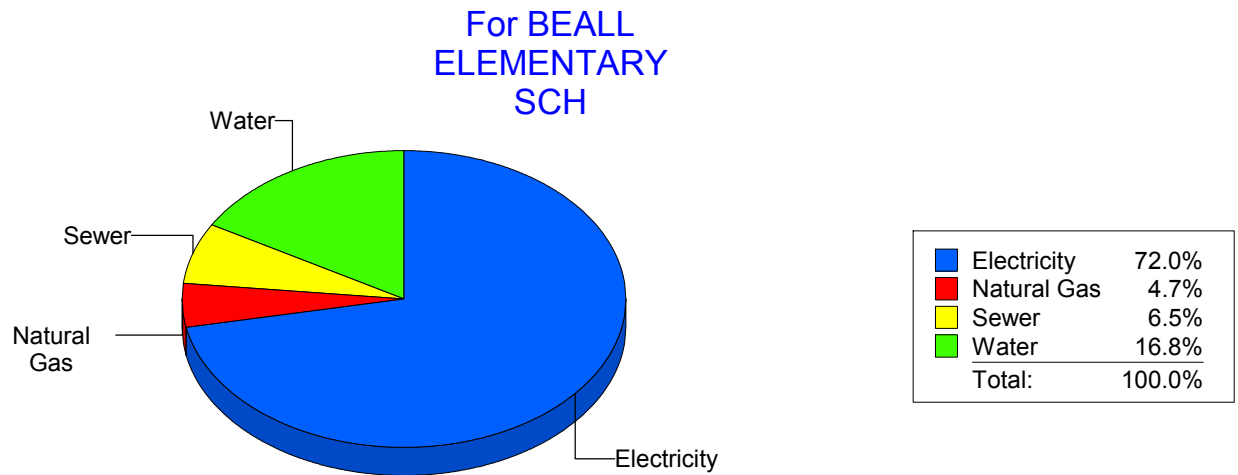
Energy CAP

Cost Avoidance Program

**Cost Summary Graph**

Grouped by Energy Type

Energy Type	Use	Units	Meter Cost	Special Charges	Total Cost	Avg Unit Cost	% of Total Cost
Site: BEALL ELEMENTARY SCH - BEALL ELEMENTARY SCH							
Electricity	30,344	KWH	\$3,950.05	\$0.00	\$3,950.05	0.1302	72.00%
Natural Gas	64	CCF	\$260.27	\$0.00	\$260.27	4.0667	4.74%
Water	284	CCF	\$920.95	\$0.00	\$920.95	3.2428	16.79%
Sewer	107	CCF	\$354.97	\$0.00	\$354.97	3.3175	6.47%
Total Cost:			\$5,486.24	\$0.00	\$5,486.24		



Filters: Cost Center Name Not Equal To DoNotReport; Billing Period Equal To 201609All Meter CodesAll Group Names

# elpaso

Energy CAP

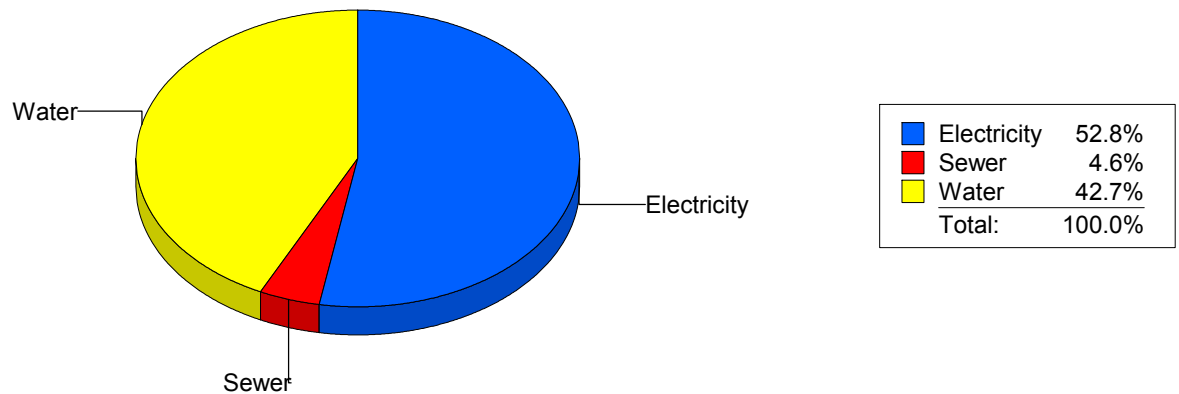
Cost Avoidance Program

## Cost Summary Graph

Grouped by Energy Type

Energy Type	Use	Units	Meter Cost	Special Charges	Total Cost	Avg Unit Cost	% of Total Cost
Site: BLISS ELEMENTARY - BLISS ELEMENTARY							
Electricity	42,739	KWH	\$5,229.43	\$0.00	\$5,229.43	0.1224	52.77%
Water	895	CCF	\$4,227.33	\$0.00	\$4,227.33	4.7233	42.65%
Sewer	167	CCF	\$453.97	\$0.00	\$453.97	2.7184	4.58%
Total Cost:			\$9,910.73	\$0.00	\$9,910.73		

For BLISS  
ELEMENTARY



Filters: Cost Center Name Not Equal To DoNotReport; Billing Period Equal To 201609All Meter CodesAll Group Names

# elpaso

Energy CAP

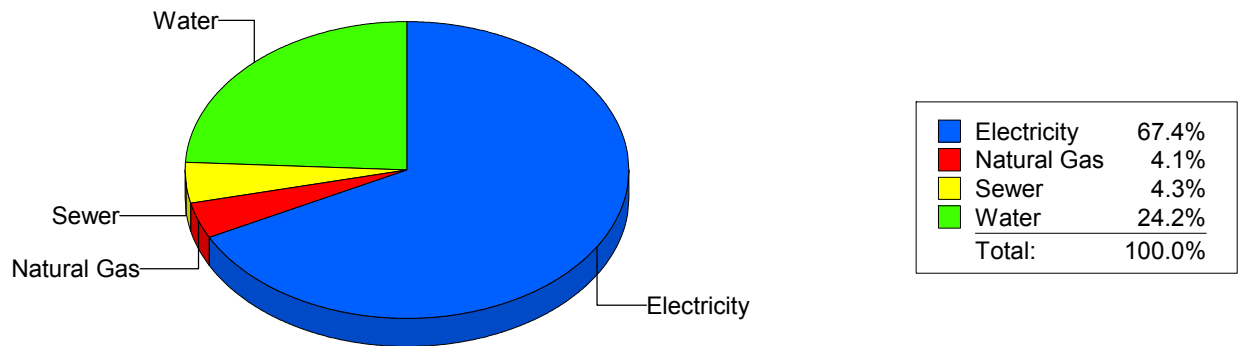
Cost Avoidance Program

## Cost Summary Graph

Grouped by Energy Type

Energy Type	Use	Units	Meter Cost	Special Charges	Total Cost	Avg Unit Cost	% of Total Cost
Site: BOND - BOND ELEMENTARY							
Electricity	34,599	KWH	\$4,934.17	\$0.00	\$4,934.17	0.1426	67.36%
Natural Gas	157	CCF	\$303.83	\$0.00	\$303.83	1.9352	4.15%
Water	421	CCF	\$1,773.13	\$0.00	\$1,773.13	4.2117	24.21%
Sewer	82	CCF	\$313.72	\$0.00	\$313.72	3.8259	4.28%
Total Cost:			\$7,324.85	\$0.00	\$7,324.85		

For BOND  
ELEMENTARY



Filters: Cost Center Name Not Equal To DoNotReport; Billing Period Equal To 201609All Meter CodesAll Group Names

# elpaso

Energy CAP

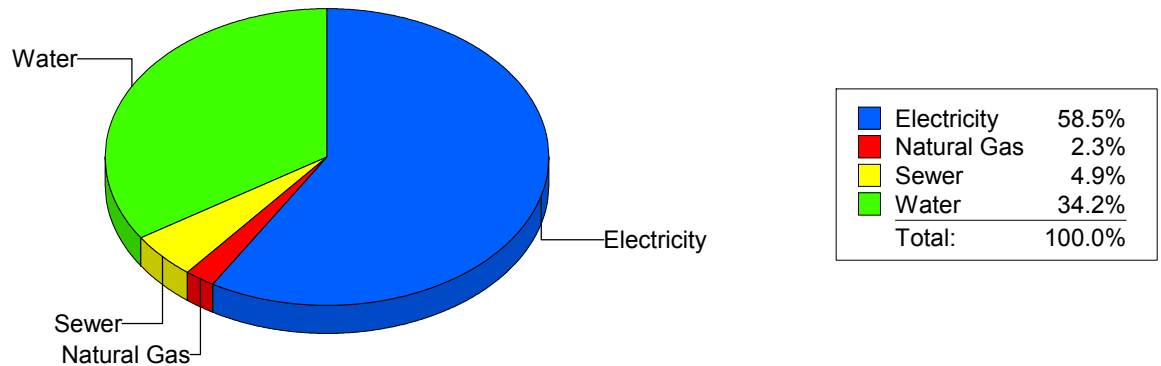
Cost Avoidance Program

## Cost Summary Graph

Grouped by Energy Type

Energy Type	Use	Units	Meter Cost	Special Charges	Total Cost	Avg Unit Cost	% of Total Cost
Site: BONHAM ELEMENTARY SC - BONHAM ELEMENTARY SC							
Electricity	30,200	KWH	\$4,422.50	\$0.00	\$4,422.50	0.1464	58.51%
Natural Gas	135	CCF	\$175.00	\$0.00	\$175.00	1.2963	2.32%
Water	580	CCF	\$2,586.70	\$0.00	\$2,586.70	4.4598	34.22%
Sewer	131	CCF	\$374.11	\$0.00	\$374.11	2.8558	4.95%
Total Cost:			\$7,558.31	\$0.00	\$7,558.31		

For BONHAM  
ELEMENTARY  
SC



Filters: Cost Center Name Not Equal To DoNotReport; Billing Period Equal To 201609All Meter CodesAll Group Names

# elpaso

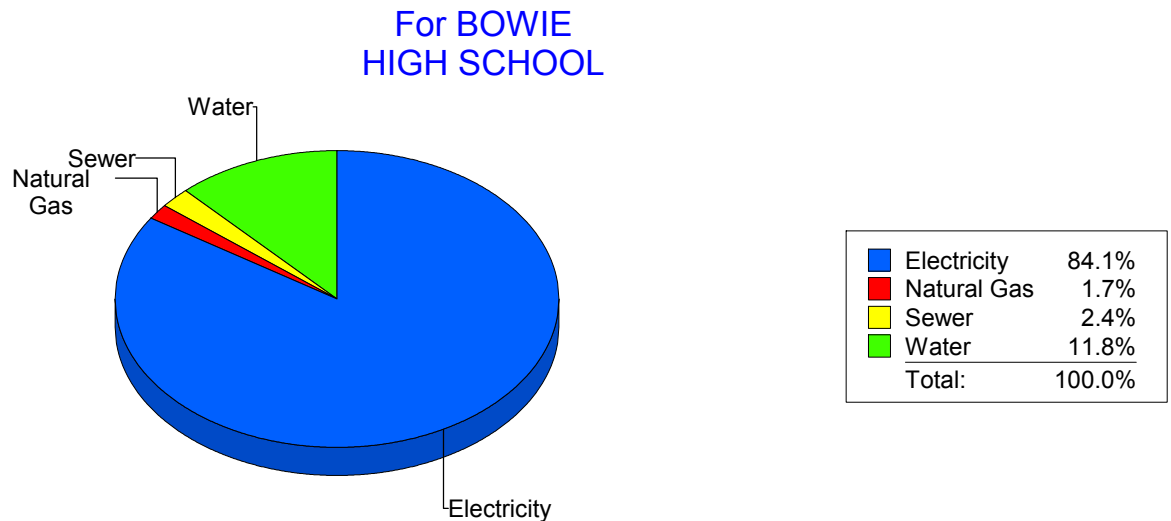
Energy CAP

Cost Avoidance Program

## Cost Summary Graph

Grouped by Energy Type

Energy Type	Use	Units	Meter Cost	Special Charges	Total Cost	Avg Unit Cost	% of Total Cost
Site: BOWIE HIGH SCHOOL - BOWIE HIGH SCHOOL							
Electricity	429,319	KWH	\$46,356.55	\$0.00	\$46,356.55	0.1080	84.12%
Natural Gas	1,418	CCF	\$930.68	\$0.00	\$930.68	0.6563	1.69%
Water	2,689	CCF	\$6,525.56	\$0.00	\$6,525.56	2.4268	11.84%
Sewer	463	CCF	\$1,297.88	\$0.00	\$1,297.88	2.8032	2.36%
Total Cost:			\$55,110.67	\$0.00	\$55,110.67		



Filters: Cost Center Name Not Equal To DoNotReport; Billing Period Equal To 201609All Meter CodesAll Group Names

**elpaso**

Energy CAP

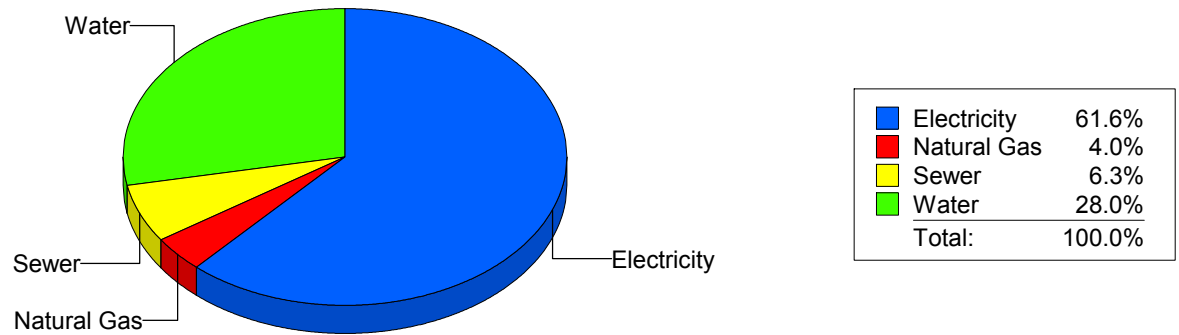
Cost Avoidance Program

**Cost Summary Graph**

Grouped by Energy Type

Energy Type	Use	Units	Meter Cost	Special Charges	Total Cost	Avg Unit Cost	% of Total Cost
<b>Site: BRADLEY ELEMENTARY - BRADLEY ELEMENTARY</b>							
Electricity	30,400	KWH	\$3,770.89	\$0.00	\$3,770.89	0.1240	61.62%
Natural Gas	274	CCF	\$246.83	\$0.00	\$246.83	0.9008	4.03%
Water	335	CCF	\$1,715.21	\$0.00	\$1,715.21	5.1200	28.03%
Sewer	68	CCF	\$387.00	\$0.00	\$387.00	5.6912	6.32%
<b>Total Cost:</b>			<b>\$6,119.93</b>	<b>\$0.00</b>	<b>\$6,119.93</b>		

For BRADLEY  
ELEMENTARY



*Filters: Cost Center Name Not Equal To DoNotReport; Billing Period Equal To 201609All Meter CodesAll Group Names*

# elpaso

Energy CAP

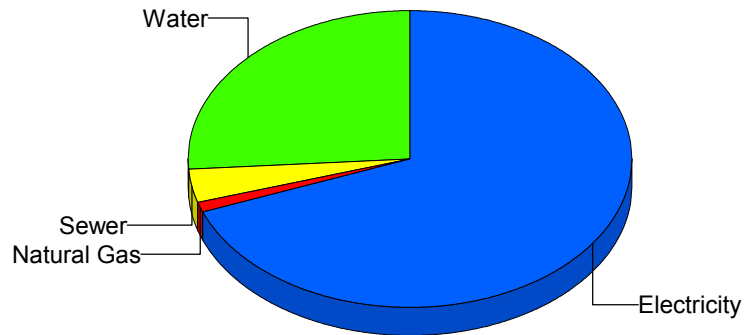
Cost Avoidance Program

## Cost Summary Graph

Grouped by Energy Type

Energy Type	Use	Units	Meter Cost	Special Charges	Total Cost	Avg Unit Cost	% of Total Cost
Site: BROWN MIDDLE SCHOOL - BROWN MIDDLE SCHOOL							
Electricity	152,200	KWH	\$17,355.86	\$0.00	\$17,355.86	0.1140	69.29%
Natural Gas	223	CCF	\$220.45	\$0.00	\$220.45	0.9886	0.88%
Water	1,599	CCF	\$6,527.35	\$0.00	\$6,527.35	4.0821	26.06%
Sewer	406	CCF	\$944.70	\$0.00	\$944.70	2.3268	3.77%
Total Cost:			\$25,048.36	\$0.00	\$25,048.36		

For BROWN  
MIDDLE  
SCHOOL



Electricity	69.3%
Natural Gas	0.9%
Sewer	3.8%
Water	26.1%
Total:	100.0%

Filters: Cost Center Name Not Equal To DoNotReport; Billing Period Equal To 201609All Meter CodesAll Group Names

# elpaso

Energy CAP

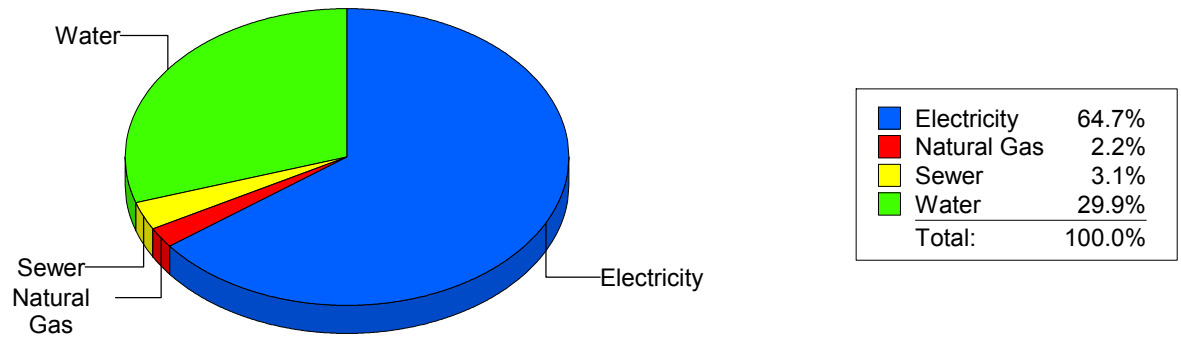
Cost Avoidance Program

## Cost Summary Graph

Grouped by Energy Type

Energy Type	Use	Units	Meter Cost	Special Charges	Total Cost	Avg Unit Cost	% of Total Cost
Site: BURGESS HIGH SCHOOL - BURGESS HIGH SCHOOL							
Electricity	144,611	KWH	\$18,418.06	\$0.00	\$18,418.06	0.1274	64.71%
Natural Gas	574	CCF	\$634.88	\$0.00	\$634.88	1.1061	2.23%
Water	1,869	CCF	\$8,520.45	\$0.00	\$8,520.45	4.5588	29.94%
Sewer	264	CCF	\$888.82	\$0.00	\$888.82	3.3667	3.12%
Total Cost:			\$28,462.21	\$0.00	\$28,462.21		

For BURGESS  
HIGH SCHOOL



Filters: Cost Center Name Not Equal To DoNotReport; Billing Period Equal To 201609All Meter CodesAll Group Names



# elpaso

Energy CAP

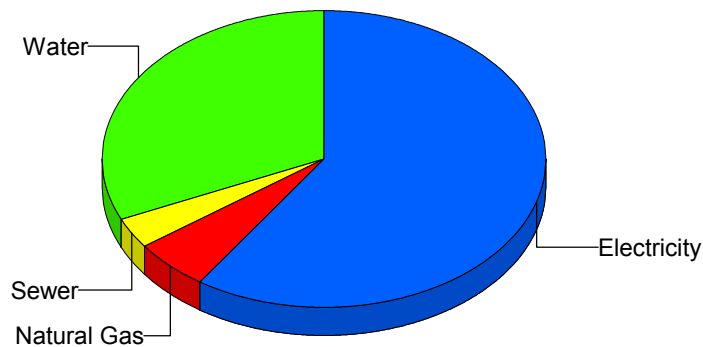
Cost Avoidance Program

## Cost Summary Graph

Grouped by Energy Type

Energy Type	Use	Units	Meter Cost	Special Charges	Total Cost	Avg Unit Cost	% of Total Cost
Site: BURLESON ELEMENTARY - BURLESON ELEMENTARY							
Electricity	34,609	KWH	\$4,543.50	\$0.00	\$4,543.50	0.1313	59.41%
Natural Gas	167	CCF	\$426.59	\$0.00	\$426.59	2.5544	5.58%
Water	538	CCF	\$2,415.68	\$0.00	\$2,415.68	4.4901	31.59%
Sewer	61	CCF	\$262.07	\$0.00	\$262.07	4.2962	3.43%
Total Cost:			\$7,647.84	\$0.00	\$7,647.84		

For  
BURLESON  
ELEMENTARY



Electricity	59.4%
Natural Gas	5.6%
Sewer	3.4%
Water	31.6%
Total:	100.0%

Filters: Cost Center Name Not Equal To DoNotReport; Billing Period Equal To 201609All Meter CodesAll Group Names

# elpaso

Energy CAP

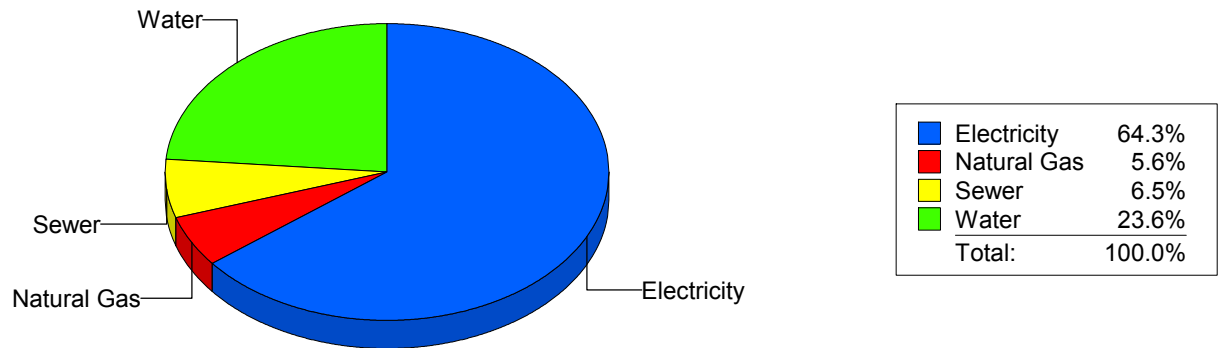
Cost Avoidance Program

## Cost Summary Graph

Grouped by Energy Type

Energy Type	Use	Units	Meter Cost	Special Charges	Total Cost	Avg Unit Cost	% of Total Cost
Site: BURNET ELEMENTARY - BURNET ELEMENTARY							
Electricity	26,247	KWH	\$3,535.56	\$0.00	\$3,535.56	0.1347	64.35%
Natural Gas	160	CCF	\$305.25	\$0.00	\$305.25	1.9078	5.56%
Water	356	CCF	\$1,297.54	\$0.00	\$1,297.54	3.6448	23.62%
Sewer	118	CCF	\$356.12	\$0.00	\$356.12	3.0180	6.48%
Total Cost:			\$5,494.47	\$0.00	\$5,494.47		

For BURNET  
ELEMENTARY



Filters: Cost Center Name Not Equal To DoNotReport; Billing Period Equal To 201609All Meter CodesAll Group Names

# elpaso

Energy CAP

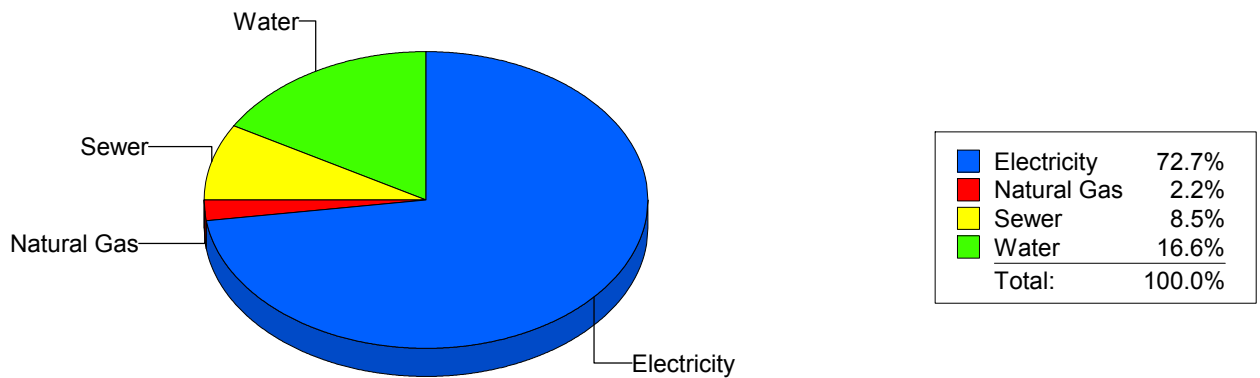
Cost Avoidance Program

## Cost Summary Graph

Grouped by Energy Type

Energy Type	Use	Units	Meter Cost	Special Charges	Total Cost	Avg Unit Cost	% of Total Cost
Site: CANYON HILLS MIDDLE - CANYON HILLS MIDDLE							
Electricity	86,530	KWH	\$9,819.58	\$0.00	\$9,819.58	0.1135	72.70%
Natural Gas	158	CCF	\$303.06	\$0.00	\$303.06	1.9181	2.24%
Water	741	CCF	\$2,239.86	\$0.00	\$2,239.86	3.0228	16.58%
Sewer	361	CCF	\$1,145.25	\$0.00	\$1,145.25	3.1724	8.48%
Total Cost:			\$13,507.75	\$0.00	\$13,507.75		

For CANYON  
HILLS MIDDLE



Filters: Cost Center Name Not Equal To DoNotReport; Billing Period Equal To 201609All Meter CodesAll Group Names

# elpaso

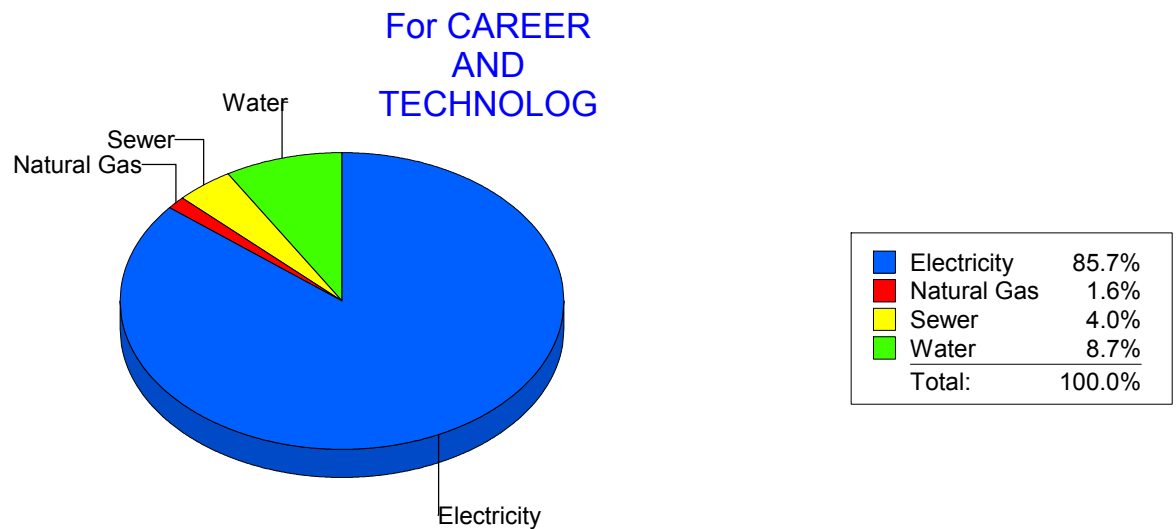
Energy CAP

Cost Avoidance Program

## Cost Summary Graph

Grouped by Energy Type

Energy Type	Use	Units	Meter Cost	Special Charges	Total Cost	Avg Unit Cost	% of Total Cost
Site: CAREER AND TECHNOLOG - CAREER AND TECHNOLOG							
Electricity	103,626	KWH	\$13,217.74	\$0.00	\$13,217.74	0.1276	85.72%
Natural Gas	266	CCF	\$242.68	\$0.00	\$242.68	0.9123	1.57%
Water	405	CCF	\$1,346.93	\$0.00	\$1,346.93	3.3258	8.74%
Sewer	224	CCF	\$612.17	\$0.00	\$612.17	2.7329	3.97%
Total Cost:			\$15,419.52	\$0.00	\$15,419.52		



Filters: Cost Center Name Not Equal To DoNotReport; Billing Period Equal To 201609All Meter CodesAll Group Names

# elpaso

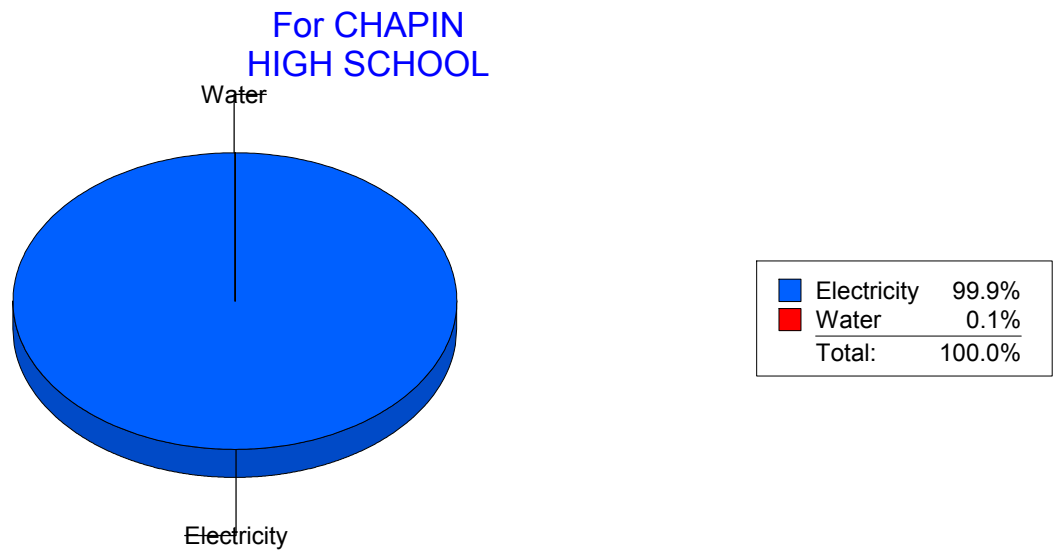
Energy CAP

Cost Avoidance Program

## Cost Summary Graph

Grouped by Energy Type

Energy Type	Use	Units	Meter Cost	Special Charges	Total Cost	Avg Unit Cost	% of Total Cost
Site: CHAPIN HIGH SCHOOL - CHAPIN HIGH SCHOOL							
Electricity	391,650	KWH	\$41,845.38	\$0.00	\$41,845.38	0.1068	99.86%
Water	0	CCF	\$56.58	\$0.00	\$56.58	0.0000	0.14%
Total Cost:			\$41,901.96	\$0.00	\$41,901.96		



Filters: Cost Center Name Not Equal To DoNotReport; Billing Period Equal To 201609All Meter CodesAll Group Names

# elpaso

Energy CAP

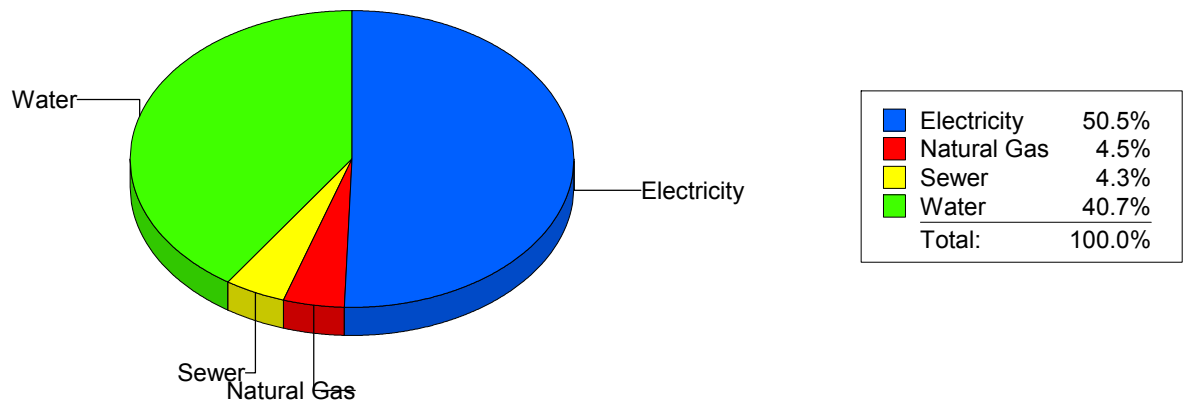
Cost Avoidance Program

## Cost Summary Graph

Grouped by Energy Type

Energy Type	Use	Units	Meter Cost	Special Charges	Total Cost	Avg Unit Cost	% of Total Cost
Site: CIELO VISTA ELEMENTA - CIELO VISTA ELEMENTA							
Electricity	26,600	KWH	\$3,526.55	\$0.00	\$3,526.55	0.1326	50.51%
Natural Gas	183	CCF	\$317.33	\$0.00	\$317.33	1.7340	4.54%
Water	747	CCF	\$2,840.96	\$0.00	\$2,840.96	3.8032	40.69%
Sewer	72	CCF	\$297.22	\$0.00	\$297.22	4.1281	4.26%
Total Cost:			\$6,982.06	\$0.00	\$6,982.06		

For CIELO  
VISTA  
ELEMENTA



Filters: Cost Center Name Not Equal To DoNotReport; Billing Period Equal To 201609All Meter CodesAll Group Names

# elpaso

Energy CAP

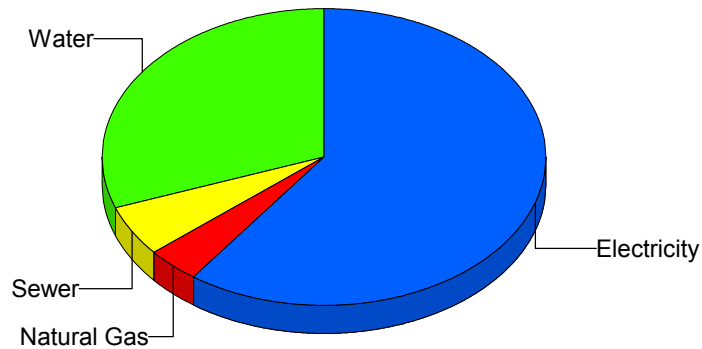
Cost Avoidance Program

## Cost Summary Graph

Grouped by Energy Type

Energy Type	Use	Units	Meter Cost	Special Charges	Total Cost	Avg Unit Cost	% of Total Cost
Site: CLARDY ELEMENTARY SC - CLARDY ELEMENTARY SC							
Electricity	36,459	KWH	\$5,506.06	\$0.00	\$5,506.06	0.1510	59.94%
Natural Gas	264	CCF	\$359.19	\$0.00	\$359.19	1.3606	3.91%
Water	641	CCF	\$2,806.34	\$0.00	\$2,806.34	4.3781	30.55%
Sewer	155	CCF	\$514.88	\$0.00	\$514.88	3.3218	5.60%
Total Cost:			\$9,186.47	\$0.00	\$9,186.47		

For CLARDY  
ELEMENTARY  
SC



Electricity	59.9%
Natural Gas	3.9%
Sewer	5.6%
Water	30.5%
Total:	100.0%

Filters: Cost Center Name Not Equal To DoNotReport; Billing Period Equal To 201609All Meter CodesAll Group Names

# elpaso

Energy CAP

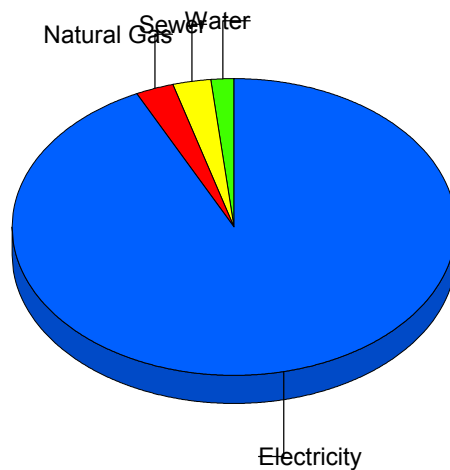
Cost Avoidance Program

## Cost Summary Graph

Grouped by Energy Type

Energy Type	Use	Units	Meter Cost	Special Charges	Total Cost	Avg Unit Cost	% of Total Cost
Site: CLENDININ - CLENDININ							
Electricity	58,793	KWH	\$7,389.50	\$0.00	\$7,389.50	0.1257	92.84%
Natural Gas	211	CCF	\$214.27	\$0.00	\$214.27	1.0155	2.69%
Water	0	CCF	\$131.60	\$0.00	\$131.60	0.0000	1.65%
Sewer	0	CCF	\$224.26	\$0.00	\$224.26	0.0000	2.82%
Total Cost:			\$7,959.63	\$0.00	\$7,959.63		

For CLENDININ



Electricity	92.8%
Natural Gas	2.7%
Sewer	2.8%
Water	1.7%
Total:	100.0%

Filters: Cost Center Name Not Equal To DoNotReport; Billing Period Equal To 201609All Meter CodesAll Group Names



**elpaso**

Energy CAP

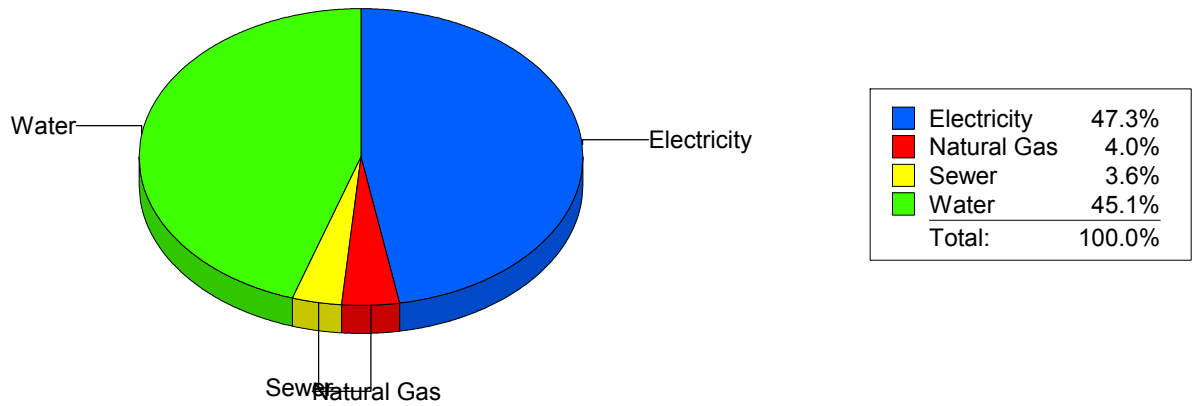
Cost Avoidance Program

**Cost Summary Graph**

Grouped by Energy Type

Energy Type	Use	Units	Meter Cost	Special Charges	Total Cost	Avg Unit Cost	% of Total Cost
Site: COLDWELL INTERMEDIAT - COLDWELL INTERMEDIAT							
Electricity	35,739	KWH	\$4,842.55	\$0.00	\$4,842.55	0.1355	47.33%
Natural Gas	126	CCF	\$404.31	\$0.00	\$404.31	3.2088	3.95%
Water	807	CCF	\$4,617.22	\$0.00	\$4,617.22	5.7215	45.13%
Sewer	86	CCF	\$367.47	\$0.00	\$367.47	4.2729	3.59%
<b>Total Cost:</b>			<b>\$10,231.55</b>	<b>\$0.00</b>	<b>\$10,231.55</b>		

For  
COLDWELL  
INTERMEDIAT



Filters: Cost Center Name Not Equal To DoNotReport; Billing Period Equal To 201609All Meter CodesAll Group Names

# elpaso

Energy CAP

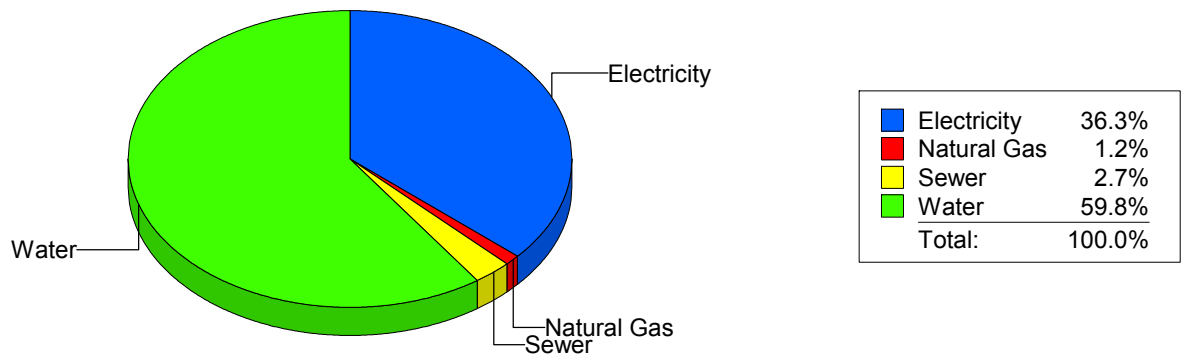
Cost Avoidance Program

## Cost Summary Graph

Grouped by Energy Type

Energy Type	Use	Units	Meter Cost	Special Charges	Total Cost	Avg Unit Cost	% of Total Cost
Site: COLLINS ELEMENTARY - COLLINS ELEMENTARY							
Electricity	56,486	KWH	\$7,290.85	\$0.00	\$7,290.85	0.1291	36.30%
Natural Gas	0	CCF	\$235.06	\$0.00	\$235.06	0.0000	1.17%
Water	2,190	CCF	\$12,016.37	\$0.00	\$12,016.37	5.4869	59.83%
Sewer	221	CCF	\$543.07	\$0.00	\$543.07	2.4573	2.70%
Total Cost:			\$20,085.35	\$0.00	\$20,085.35		

For COLLINS  
ELEMENTARY



Filters: Cost Center Name Not Equal To DoNotReport; Billing Period Equal To 201609All Meter CodesAll Group Names

# elpaso

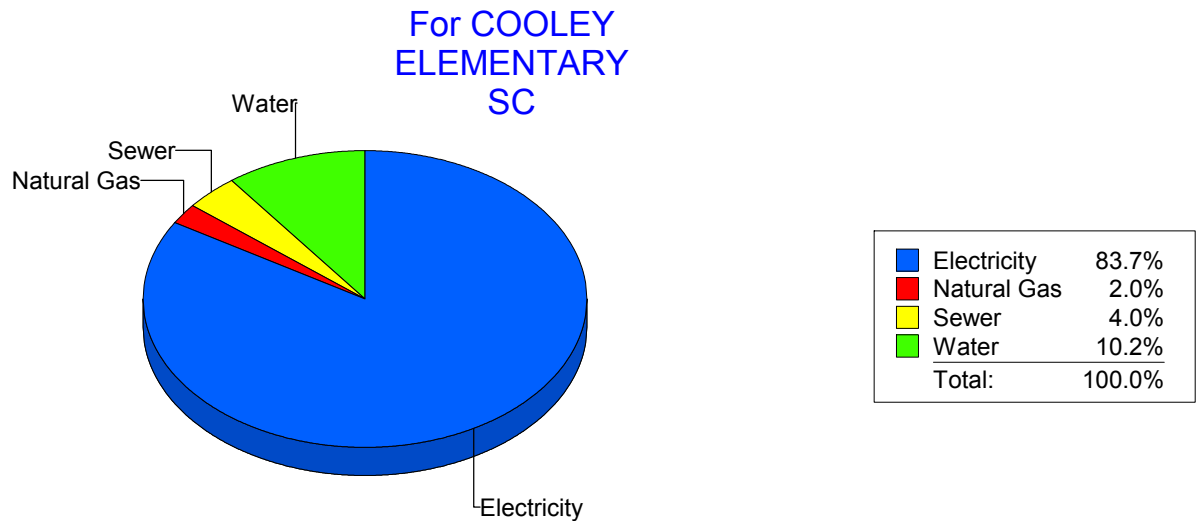
Energy CAP

Cost Avoidance Program

## Cost Summary Graph

Grouped by Energy Type

Energy Type	Use	Units	Meter Cost	Special Charges	Total Cost	Avg Unit Cost	% of Total Cost
Site: COOLEY ELEMENTARY SC - COOLEY ELEMENTARY SC							
Electricity	102,800	KWH	\$15,651.68	\$0.00	\$15,651.68	0.1523	83.73%
Natural Gas	309	CCF	\$382.42	\$0.00	\$382.42	1.2376	2.05%
Water	450	CCF	\$1,900.97	\$0.00	\$1,900.97	4.2244	10.17%
Sewer	165	CCF	\$756.95	\$0.00	\$756.95	4.5876	4.05%
Total Cost:			\$18,692.02	\$0.00	\$18,692.02		



Filters: Cost Center Name Not Equal To DoNotReport; Billing Period Equal To 201609All Meter CodesAll Group Names

# elpaso

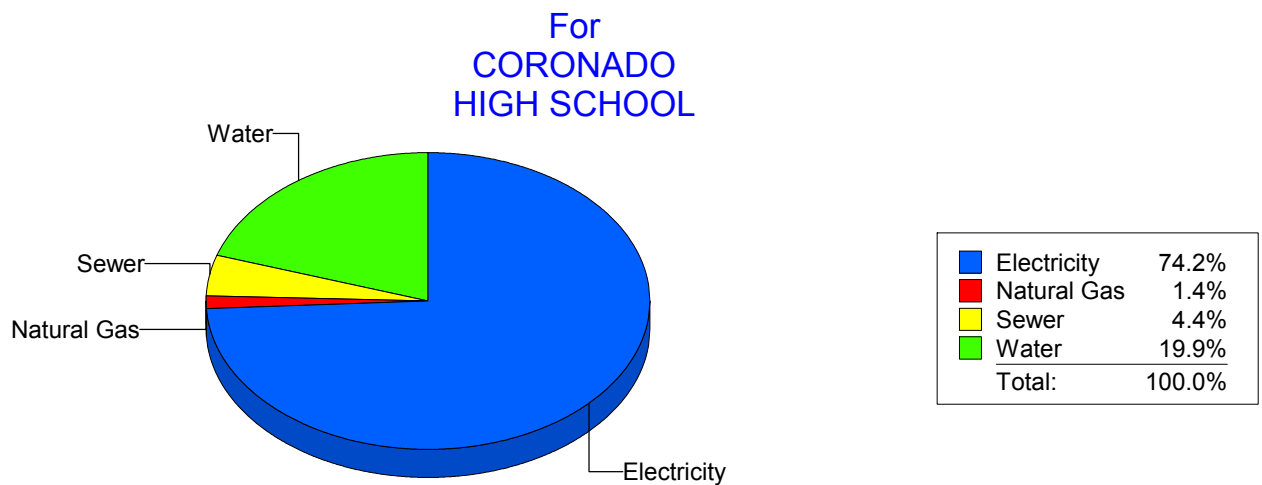
Energy CAP

Cost Avoidance Program

## Cost Summary Graph

Grouped by Energy Type

Energy Type	Use	Units	Meter Cost	Special Charges	Total Cost	Avg Unit Cost	% of Total Cost
Site: CORONADO HIGH SCHOOL - CORONADO HIGH SCHOOL							
Electricity	287,222	KWH	\$35,980.37	\$0.00	\$35,980.37	0.1253	74.24%
Natural Gas	945	CCF	\$700.02	\$0.00	\$700.02	0.7408	1.44%
Water	4,349	CCF	\$9,629.15	\$0.00	\$9,629.15	2.2141	19.87%
Sewer	1,066	CCF	\$2,153.71	\$0.00	\$2,153.71	2.0204	4.44%
Total Cost:			\$48,463.25	\$0.00	\$48,463.25		



Filters: Cost Center Name Not Equal To DoNotReport; Billing Period Equal To 201609All Meter CodesAll Group Names

# elpaso

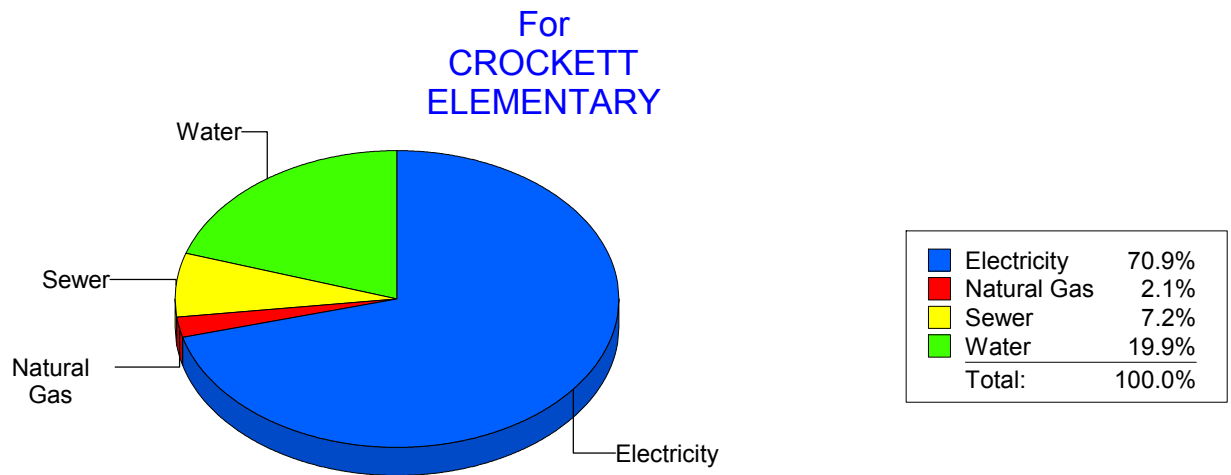
Energy CAP

Cost Avoidance Program

## Cost Summary Graph

Grouped by Energy Type

Energy Type	Use	Units	Meter Cost	Special Charges	Total Cost	Avg Unit Cost	% of Total Cost
Site: CROCKETT - CROCKETT ELEMENTARY							
Electricity	41,258	KWH	\$5,522.69	\$0.00	\$5,522.69	0.1339	70.87%
Natural Gas	107	CCF	\$160.54	\$0.00	\$160.54	1.5004	2.06%
Water	414	CCF	\$1,552.63	\$0.00	\$1,552.63	3.7503	19.92%
Sewer	191	CCF	\$557.28	\$0.00	\$557.28	2.9177	7.15%
Total Cost:			\$7,793.14	\$0.00	\$7,793.14		



Filters: Cost Center Name Not Equal To DoNotReport; Billing Period Equal To 201609All Meter CodesAll Group Names

# elpaso

Energy CAP

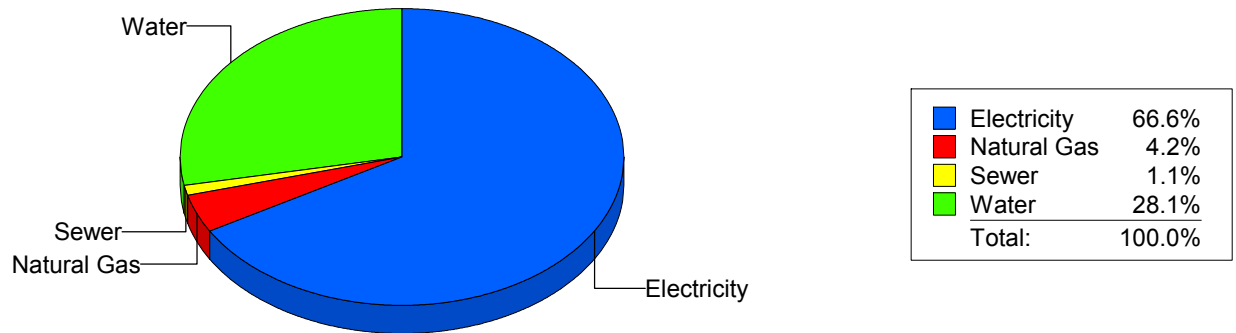
Cost Avoidance Program

## Cost Summary Graph

Grouped by Energy Type

Energy Type	Use	Units	Meter Cost	Special Charges	Total Cost	Avg Unit Cost	% of Total Cost
Site: CROSBY ELEMENTARY - CROSBY ELEMENTARY							
Electricity	42,227	KWH	\$5,435.22	\$0.00	\$5,435.22	0.1287	66.64%
Natural Gas	234	CCF	\$343.69	\$0.00	\$343.69	1.4688	4.21%
Water	469	CCF	\$2,291.04	\$0.00	\$2,291.04	4.8849	28.09%
Sewer	3	CCF	\$85.66	\$0.00	\$85.66	28.5533	1.05%
Total Cost:			\$8,155.61	\$0.00	\$8,155.61		

For CROSBY  
ELEMENTARY



Filters: Cost Center Name Not Equal To DoNotReport; Billing Period Equal To 201609All Meter CodesAll Group Names

# elpaso

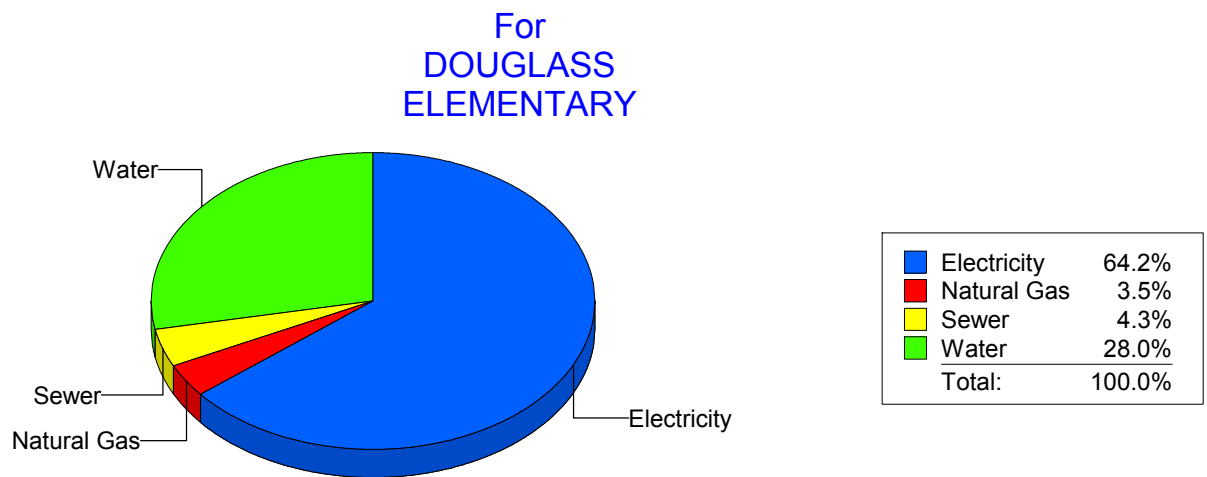
Energy CAP

Cost Avoidance Program

## Cost Summary Graph

Grouped by Energy Type

Energy Type	Use	Units	Meter Cost	Special Charges	Total Cost	Avg Unit Cost	% of Total Cost
Site: DOUGLASS ELEMENTARY - DOUGLASS ELEMENTARY							
Electricity	44,260	KWH	\$5,674.41	\$0.00	\$5,674.41	0.1282	64.15%
Natural Gas	176	CCF	\$313.72	\$0.00	\$313.72	1.7825	3.55%
Water	531	CCF	\$2,480.96	\$0.00	\$2,480.96	4.6722	28.05%
Sewer	93	CCF	\$376.04	\$0.00	\$376.04	4.0434	4.25%
Total Cost:			\$8,845.13	\$0.00	\$8,845.13		



Filters: Cost Center Name Not Equal To DoNotReport; Billing Period Equal To 201609All Meter CodesAll Group Names

# elpaso

Energy CAP

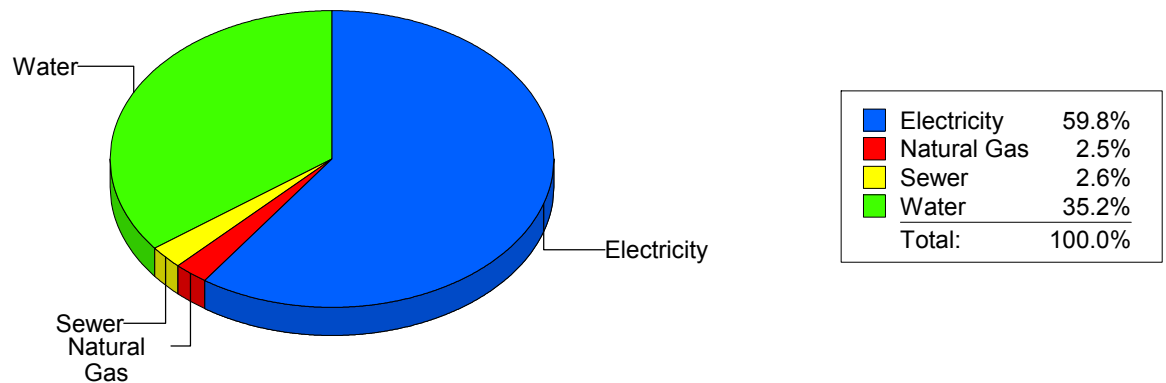
Cost Avoidance Program

## Cost Summary Graph

Grouped by Energy Type

Energy Type	Use	Units	Meter Cost	Special Charges	Total Cost	Avg Unit Cost	% of Total Cost
Site: DOWELL ELEMENTARY - DOWELL ELEMENTARY							
Electricity	28,341	KWH	\$3,748.17	\$0.00	\$3,748.17	0.1323	59.80%
Natural Gas	93	CCF	\$154.07	\$0.00	\$154.07	1.6567	2.46%
Water	602	CCF	\$2,205.93	\$0.00	\$2,205.93	3.6643	35.19%
Sewer	58	CCF	\$159.85	\$0.00	\$159.85	2.7560	2.55%
Total Cost:			\$6,268.02	\$0.00	\$6,268.02		

For DOWELL  
ELEMENTARY



Filters: Cost Center Name Not Equal To DoNotReport; Billing Period Equal To 201609All Meter CodesAll Group Names



# elpaso

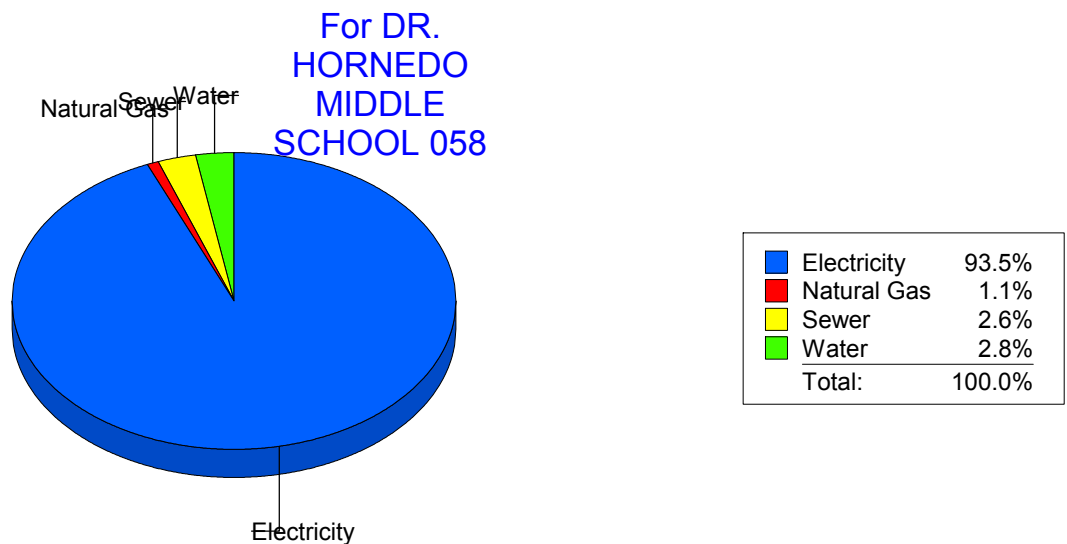
Energy CAP

Cost Avoidance Program

## Cost Summary Graph

Grouped by Energy Type

Energy Type	Use	Units	Meter Cost	Special Charges	Total Cost	Avg Unit Cost	% of Total Cost
Site: DRHORNEDOMIDDLESCHOOL - DR. HORNEDO MIDDLE SCHOOL 058							
Electricity	138,572	KWH	\$22,798.03	\$0.00	\$22,798.03	0.1645	93.48%
Natural Gas	310	CCF	\$265.42	\$0.00	\$265.42	0.8562	1.09%
Water	165	CCF	\$686.10	\$0.00	\$686.10	4.1582	2.81%
Sewer	220	CCF	\$637.80	\$0.00	\$637.80	2.8991	2.62%
Total Cost:			\$24,387.35	\$0.00	\$24,387.35		



Filters: Cost Center Name Not Equal To DoNotReport; Billing Period Equal To 201609All Meter CodesAll Group Names

# elpaso

Energy CAP

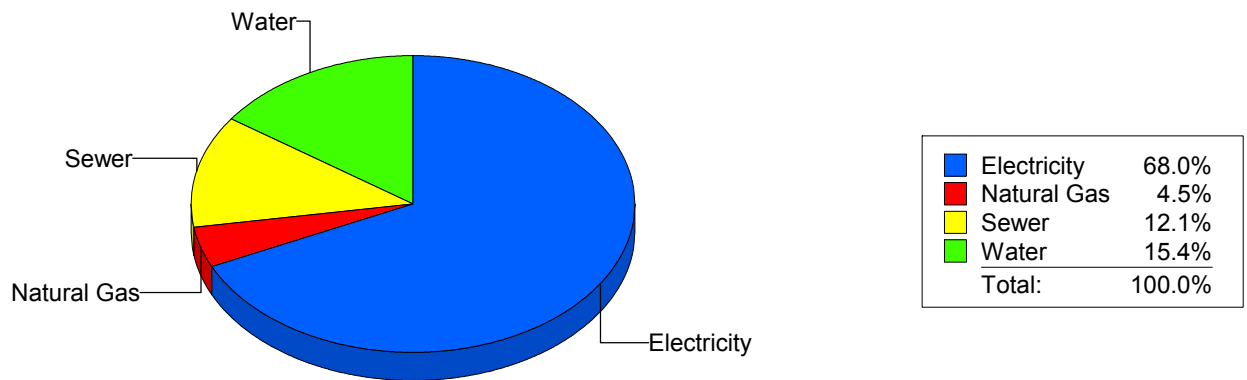
Cost Avoidance Program

## Cost Summary Graph

Grouped by Energy Type

Energy Type	Use	Units	Meter Cost	Special Charges	Total Cost	Avg Unit Cost	% of Total Cost
Site: DR. L.A. NIXON ELEME - DR. L.A. NIXON ELEME							
Electricity	45,400	KWH	\$5,794.11	\$0.00	\$5,794.11	0.1276	68.02%
Natural Gas	312	CCF	\$383.98	\$0.00	\$383.98	1.2307	4.51%
Water	494	CCF	\$1,310.97	\$0.00	\$1,310.97	2.6538	15.39%
Sewer	428	CCF	\$1,029.48	\$0.00	\$1,029.48	2.4053	12.09%
Total Cost:			\$8,518.54	\$0.00	\$8,518.54		

For DR. L.A.  
NIXON ELEME



Filters: Cost Center Name Not Equal To DoNotReport; Billing Period Equal To 201609All Meter CodesAll Group Names

# elpaso

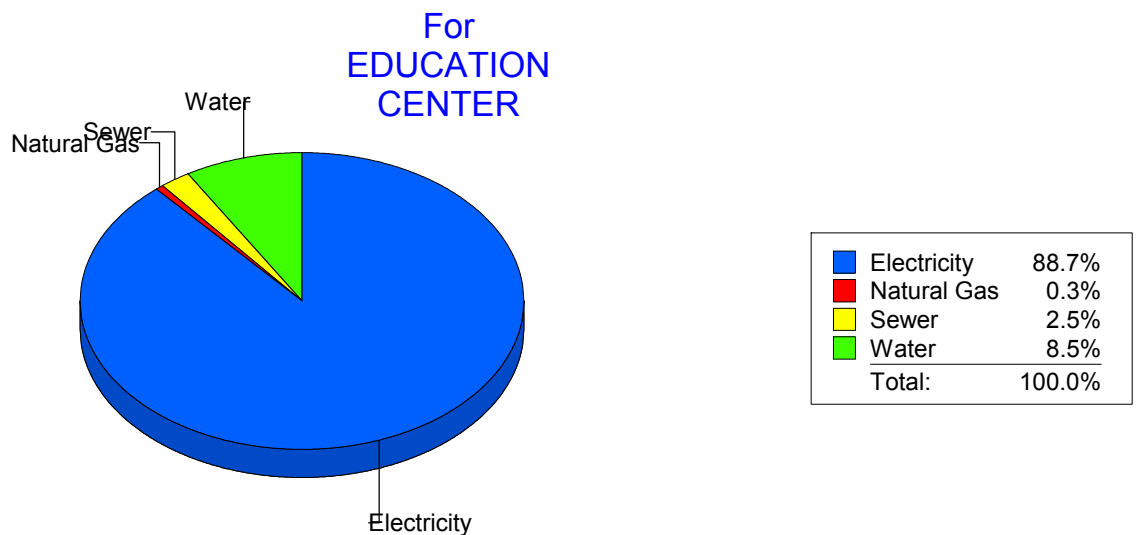
Energy CAP

Cost Avoidance Program

## Cost Summary Graph

Grouped by Energy Type

Energy Type	Use	Units	Meter Cost	Special Charges	Total Cost	Avg Unit Cost	% of Total Cost
Site: EDUCATION CENTER - EDUCATION CENTER							
Electricity	317,663	KWH	\$34,231.50	\$0.00	\$34,231.50	0.1078	88.73%
Natural Gas	9	CCF	\$121.08	\$0.00	\$121.08	13.4533	0.31%
Water	722	CCF	\$3,280.94	\$0.00	\$3,280.94	4.5442	8.50%
Sewer	328	CCF	\$945.19	\$0.00	\$945.19	2.8817	2.45%
Total Cost:			\$38,578.71	\$0.00	\$38,578.71		



Filters: Cost Center Name Not Equal To DoNotReport; Billing Period Equal To 201609All Meter CodesAll Group Names

# elpaso

Energy CAP

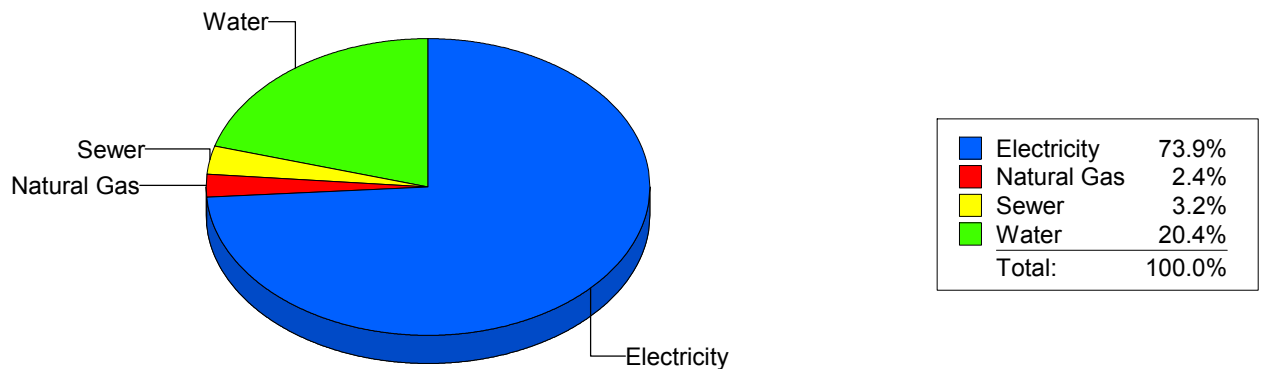
Cost Avoidance Program

## Cost Summary Graph

Grouped by Energy Type

Energy Type	Use	Units	Meter Cost	Special Charges	Total Cost	Avg Unit Cost	% of Total Cost
Site: EL PASO HIGH SCHOOL - EL PASO HIGH SCHOOL							
Electricity	220,622	KWH	\$27,004.78	\$0.00	\$27,004.78	0.1224	73.91%
Natural Gas	436	CCF	\$894.66	\$0.00	\$894.66	2.0520	2.45%
Water	1,638	CCF	\$7,469.32	\$0.00	\$7,469.32	4.5600	20.44%
Sewer	385	CCF	\$1,169.18	\$0.00	\$1,169.18	3.0368	3.20%
Total Cost:			\$36,537.94	\$0.00	\$36,537.94		

For EL PASO  
HIGH SCHOOL



Filters: Cost Center Name Not Equal To DoNotReport; Billing Period Equal To 201609All Meter CodesAll Group Names

# elpaso

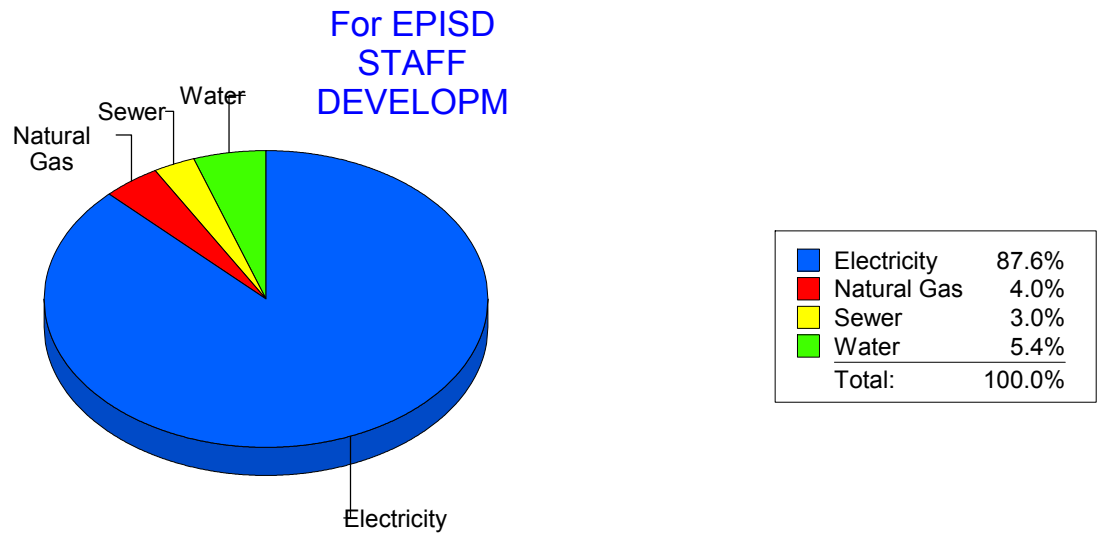
Energy CAP

Cost Avoidance Program

## Cost Summary Graph

Grouped by Energy Type

Energy Type	Use	Units	Meter Cost	Special Charges	Total Cost	Avg Unit Cost	% of Total Cost
Site: EPISD STAFF DEVELOPM - EPISD STAFF DEVELOPM							
Electricity	19,840	KWH	\$2,678.33	\$0.00	\$2,678.33	0.1350	87.60%
Natural Gas	15	CCF	\$123.45	\$0.00	\$123.45	8.2300	4.04%
Water	35	CCF	\$163.62	\$0.00	\$163.62	4.6749	5.35%
Sewer	17	CCF	\$92.20	\$0.00	\$92.20	5.4235	3.02%
Total Cost:			\$3,057.60	\$0.00	\$3,057.60		



Filters: Cost Center Name Not Equal To DoNotReport; Billing Period Equal To 201609All Meter CodesAll Group Names

# elpaso

Energy CAP

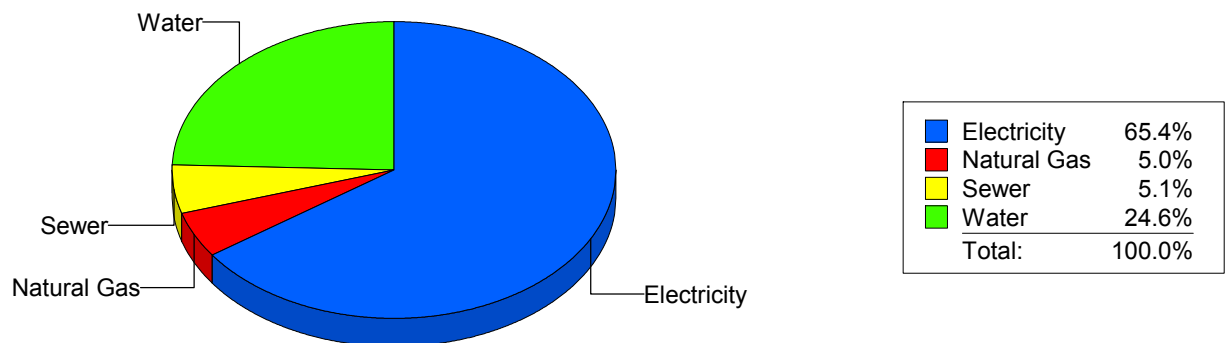
Cost Avoidance Program

## Cost Summary Graph

Grouped by Energy Type

Energy Type	Use	Units	Meter Cost	Special Charges	Total Cost	Avg Unit Cost	% of Total Cost
Site: FANNIN ELEMENTARY - FANNIN ELEMENTARY							
Electricity	39,649	KWH	\$5,469.07	\$0.00	\$5,469.07	0.1379	65.36%
Natural Gas	150	CCF	\$417.81	\$0.00	\$417.81	2.7854	4.99%
Water	445	CCF	\$2,056.35	\$0.00	\$2,056.35	4.6210	24.58%
Sewer	100	CCF	\$424.13	\$0.00	\$424.13	4.2413	5.07%
Total Cost:			\$8,367.36	\$0.00	\$8,367.36		

For FANNIN  
ELEMENTARY



Filters: Cost Center Name Not Equal To DoNotReport; Billing Period Equal To 201609All Meter CodesAll Group Names

# elpaso

Energy CAP

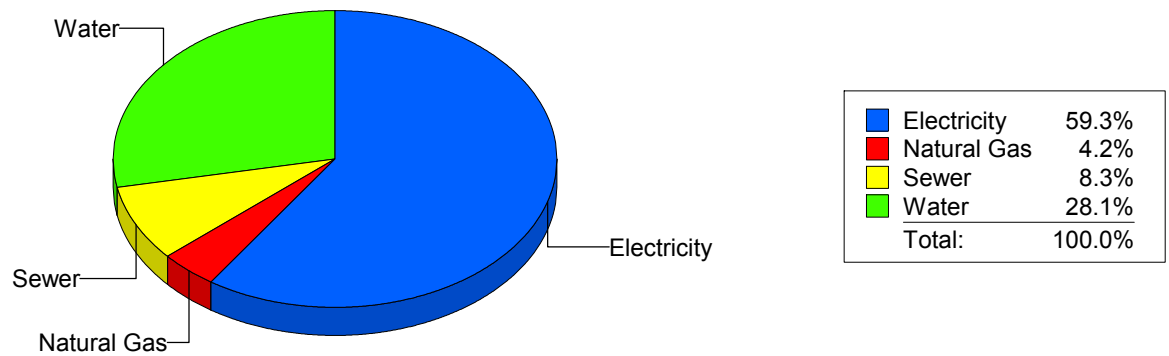
Cost Avoidance Program

## Cost Summary Graph

Grouped by Energy Type

Energy Type	Use	Units	Meter Cost	Special Charges	Total Cost	Avg Unit Cost	% of Total Cost
Site: FINE ARTS/MULTIMEDIA - FINE ARTS/MULTIMEDIA							
Electricity	12,589	KWH	\$1,706.42	\$0.00	\$1,706.42	0.1355	59.32%
Natural Gas	10	CCF	\$121.47	\$0.00	\$121.47	12.1470	4.22%
Water	258	CCF	\$809.41	\$0.00	\$809.41	3.1372	28.14%
Sewer	96	CCF	\$239.11	\$0.00	\$239.11	2.4907	8.31%
Total Cost:			\$2,876.41	\$0.00	\$2,876.41		

For FINE  
ARTS/MULTIMEDIA



Filters: Cost Center Name Not Equal To DoNotReport; Billing Period Equal To 201609All Meter CodesAll Group Names

# elpaso

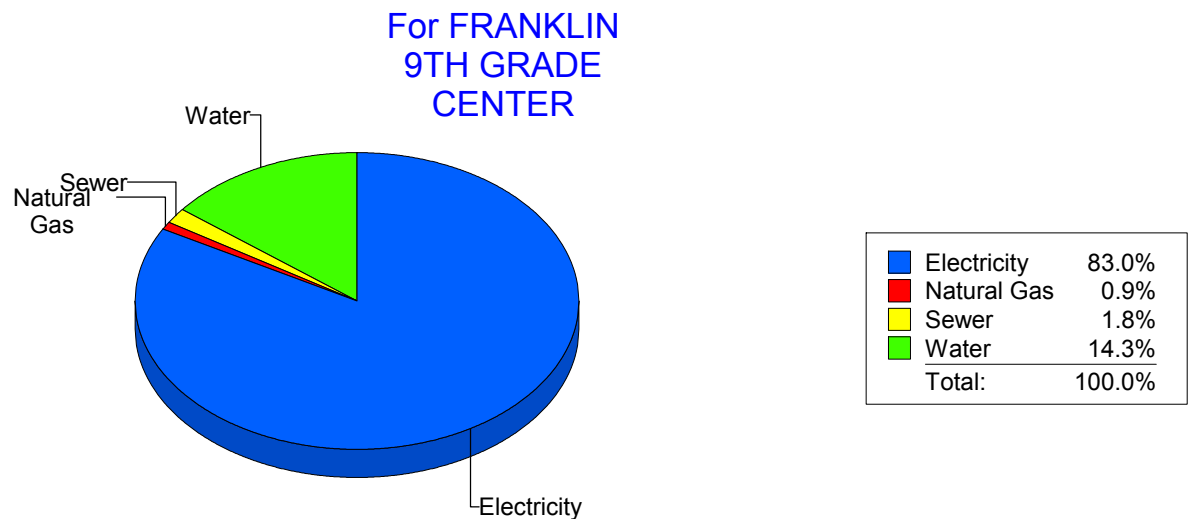
Energy CAP

Cost Avoidance Program

## Cost Summary Graph

Grouped by Energy Type

Energy Type	Use	Units	Meter Cost	Special Charges	Total Cost	Avg Unit Cost	% of Total Cost
Site: FRANKLIN9THGRADECENTER - FRANKLIN 9TH GRADE CENTER							
Electricity	207,000	KWH	\$23,063.77	\$0.00	\$23,063.77	0.1114	82.96%
Natural Gas	280	CCF	\$249.92	\$0.00	\$249.92	0.8926	0.90%
Water	2,480	CCF	\$3,979.01	\$0.00	\$3,979.01	1.6044	14.31%
Sewer	142	CCF	\$509.10	\$0.00	\$509.10	3.5852	1.83%
Total Cost:			\$27,801.80	\$0.00	\$27,801.80		



Filters: Cost Center Name Not Equal To DoNotReport; Billing Period Equal To 201609All Meter CodesAll Group Names



# elpaso

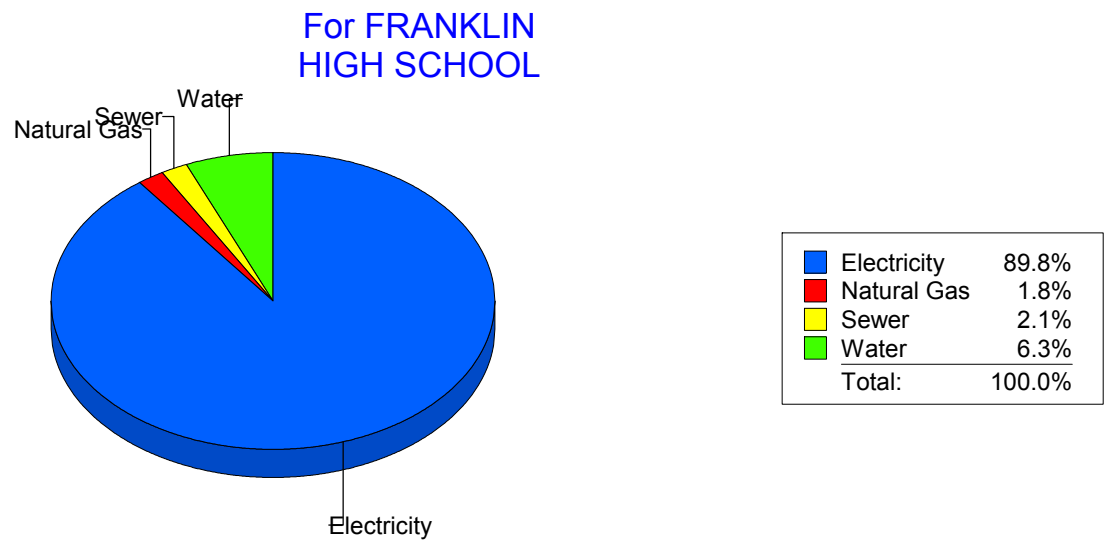
Energy CAP

Cost Avoidance Program

## Cost Summary Graph

Grouped by Energy Type

Energy Type	Use	Units	Meter Cost	Special Charges	Total Cost	Avg Unit Cost	% of Total Cost
Site: FRANKLIN HIGH SCHOOL - FRANKLIN HIGH SCHOOL							
Electricity	364,485	KWH	\$40,085.65	\$0.00	\$40,085.65	0.1100	89.81%
Natural Gas	1,136	CCF	\$786.70	\$0.00	\$786.70	0.6925	1.76%
Water	958	CCF	\$2,829.95	\$0.00	\$2,829.95	2.9540	6.34%
Sewer	399	CCF	\$933.15	\$0.00	\$933.15	2.3387	2.09%
Total Cost:			\$44,635.45	\$0.00	\$44,635.45		



Filters: Cost Center Name Not Equal To DoNotReport; Billing Period Equal To 201609All Meter CodesAll Group Names

# elpaso

Energy CAP

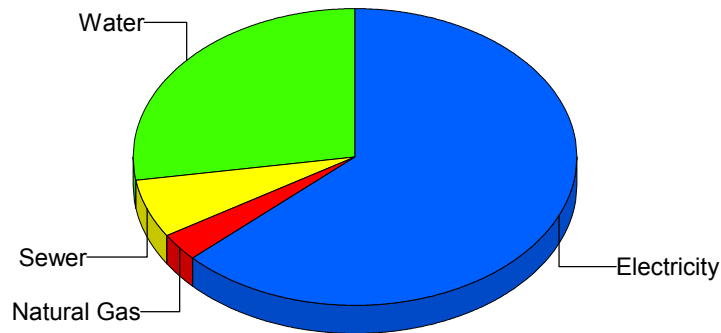
Cost Avoidance Program

## Cost Summary Graph

Grouped by Energy Type

Energy Type	Use	Units	Meter Cost	Special Charges	Total Cost	Avg Unit Cost	% of Total Cost
Site: GREEN ELEMENTARY SCH - GREEN ELEMENTARY SCH							
Electricity	41,100	KWH	\$5,133.84	\$0.00	\$5,133.84	0.1249	62.92%
Natural Gas	58	CCF	\$257.91	\$0.00	\$257.91	4.4467	3.16%
Water	457	CCF	\$2,236.64	\$0.00	\$2,236.64	4.8942	27.41%
Sewer	106	CCF	\$530.41	\$0.00	\$530.41	5.0039	6.50%
Total Cost:			\$8,158.80	\$0.00	\$8,158.80		

For GREEN  
ELEMENTARY  
SCH



Electricity	62.9%
Natural Gas	3.2%
Sewer	6.5%
Water	27.4%
Total:	100.0%

Filters: Cost Center Name Not Equal To DoNotReport; Billing Period Equal To 201609All Meter CodesAll Group Names

# elpaso

Energy CAP

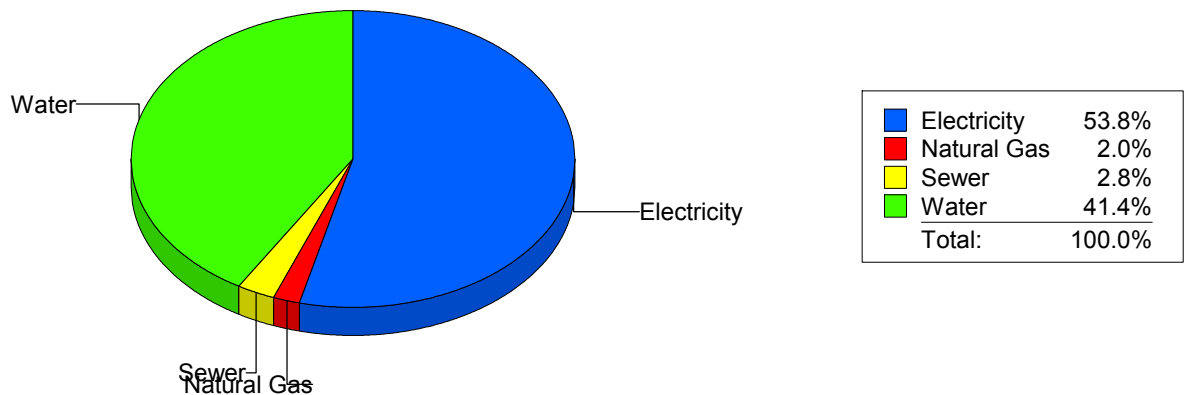
Cost Avoidance Program

## Cost Summary Graph

Grouped by Energy Type

Energy Type	Use	Units	Meter Cost	Special Charges	Total Cost	Avg Unit Cost	% of Total Cost
Site: GUILLEN MIDDLE SCHOO - GUILLEN MIDDLE SCHOO							
Electricity	122,030	KWH	\$13,133.33	\$0.00	\$13,133.33	0.1076	53.80%
Natural Gas	526	CCF	\$493.99	\$0.00	\$493.99	0.9391	2.02%
Water	2,160	CCF	\$10,109.89	\$0.00	\$10,109.89	4.6805	41.41%
Sewer	252	CCF	\$674.93	\$0.00	\$674.93	2.6783	2.76%
Total Cost:			\$24,412.14	\$0.00	\$24,412.14		

For GUILLEN  
MIDDLE  
SCHOO



Filters: Cost Center Name Not Equal To DoNotReport; Billing Period Equal To 201609All Meter CodesAll Group Names

# elpaso

Energy CAP

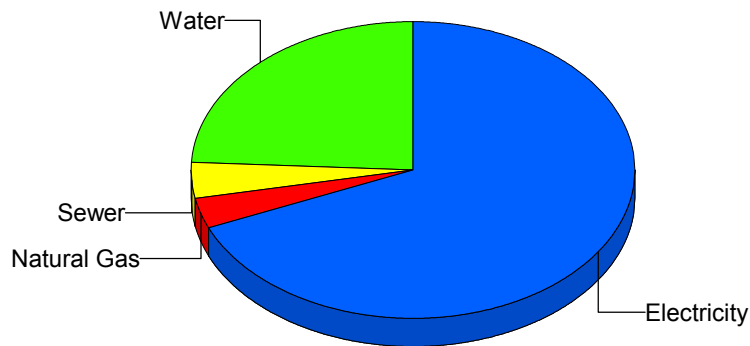
Cost Avoidance Program

## Cost Summary Graph

Grouped by Energy Type

Energy Type	Use	Units	Meter Cost	Special Charges	Total Cost	Avg Unit Cost	% of Total Cost
Site: H.E. CHARLES MIDDLE - H.E. CHARLES MIDDLE							
Electricity	92,320	KWH	\$11,773.58	\$0.00	\$11,773.58	0.1275	68.64%
Natural Gas	660	CCF	\$560.32	\$0.00	\$560.32	0.8490	3.27%
Water	976	CCF	\$4,145.34	\$0.00	\$4,145.34	4.2473	24.17%
Sewer	241	CCF	\$672.45	\$0.00	\$672.45	2.7902	3.92%
Total Cost:			\$17,151.69	\$0.00	\$17,151.69		

For H.E.  
CHARLES  
MIDDLE



Electricity	68.6%
Natural Gas	3.3%
Sewer	3.9%
Water	24.2%
Total:	100.0%

Filters: Cost Center Name Not Equal To DoNotReport; Billing Period Equal To 201609All Meter CodesAll Group Names

# elpaso

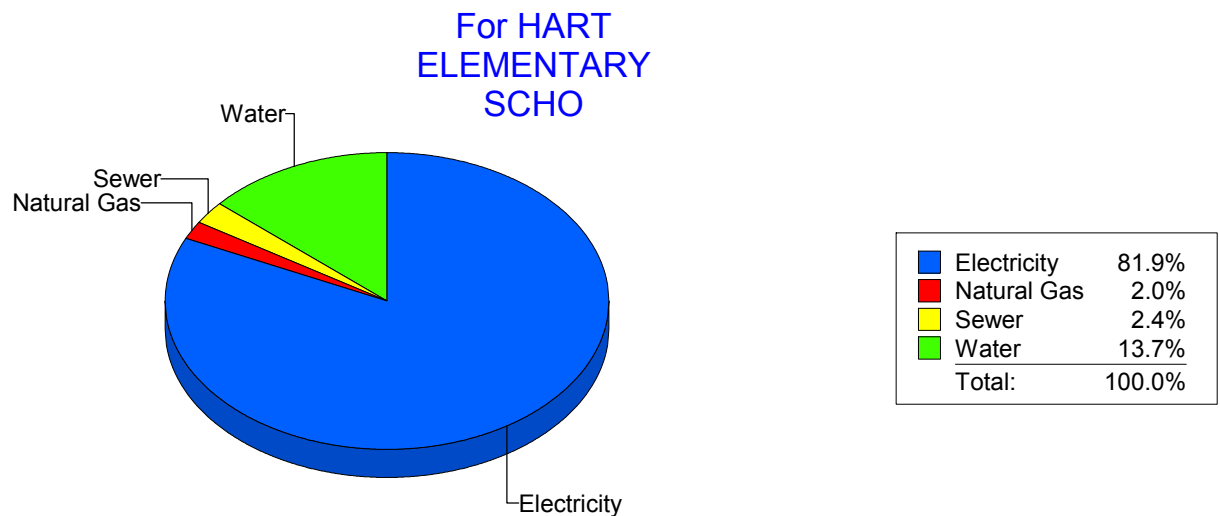
Energy CAP

Cost Avoidance Program

## Cost Summary Graph

Grouped by Energy Type

Energy Type	Use	Units	Meter Cost	Special Charges	Total Cost	Avg Unit Cost	% of Total Cost
Site: HART ELEMENTARY SCHO - HART ELEMENTARY SCHO							
Electricity	72,480	KWH	\$9,511.17	\$0.00	\$9,511.17	0.1312	81.89%
Natural Gas	241	CCF	\$230.01	\$0.00	\$230.01	0.9544	1.98%
Water	351	CCF	\$1,595.39	\$0.00	\$1,595.39	4.5453	13.74%
Sewer	60	CCF	\$277.42	\$0.00	\$277.42	4.6237	2.39%
Total Cost:			\$11,613.99	\$0.00	\$11,613.99		



Filters: Cost Center Name Not Equal To DoNotReport; Billing Period Equal To 201609All Meter CodesAll Group Names

# elpaso

Energy CAP

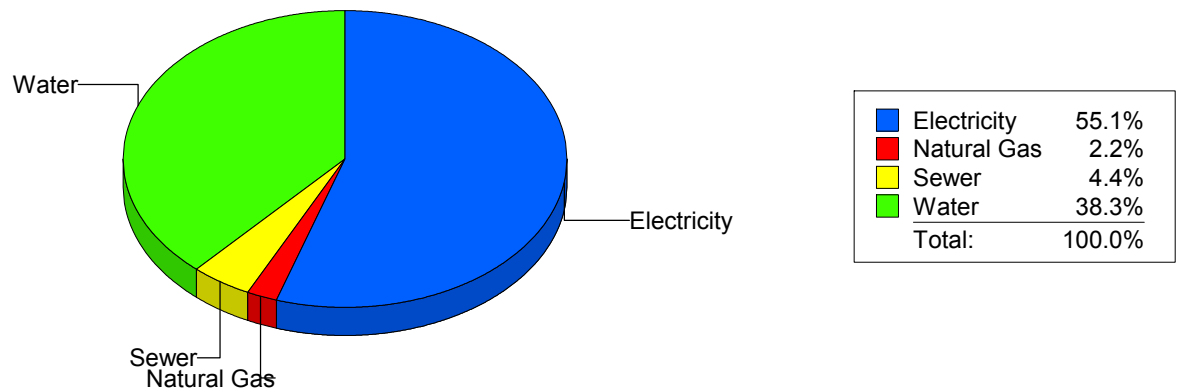
Cost Avoidance Program

## Cost Summary Graph

Grouped by Energy Type

Energy Type	Use	Units	Meter Cost	Special Charges	Total Cost	Avg Unit Cost	% of Total Cost
Site: HAWKINS ELEMENTARY S - HAWKINS ELEMENTARY S							
Electricity	30,383	KWH	\$3,820.46	\$0.00	\$3,820.46	0.1257	55.14%
Natural Gas	84	CCF	\$150.62	\$0.00	\$150.62	1.7931	2.17%
Water	527	CCF	\$2,651.24	\$0.00	\$2,651.24	5.0308	38.26%
Sewer	88	CCF	\$306.62	\$0.00	\$306.62	3.4843	4.43%
Total Cost:			\$6,928.94	\$0.00	\$6,928.94		

For HAWKINS  
ELEMENTARY  
S



Filters: Cost Center Name Not Equal To DoNotReport; Billing Period Equal To 201609All Meter CodesAll Group Names

# elpaso

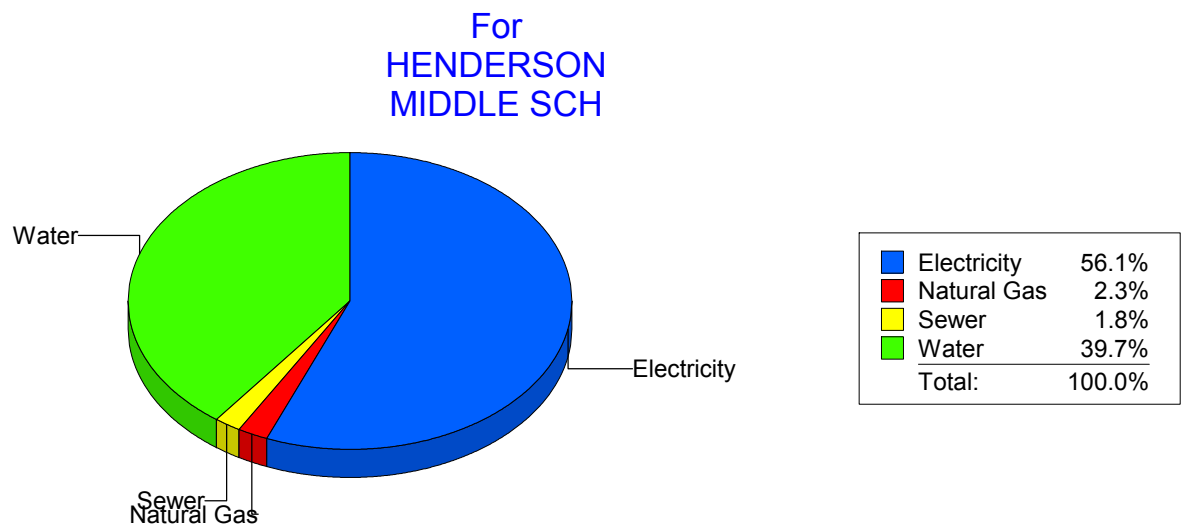
Energy CAP

Cost Avoidance Program

## Cost Summary Graph

Grouped by Energy Type

Energy Type	Use	Units	Meter Cost	Special Charges	Total Cost	Avg Unit Cost	% of Total Cost
Site: HENDERSON MIDDLE SCH - HENDERSON MIDDLE SCH							
Electricity	67,163	KWH	\$8,560.22	\$0.00	\$8,560.22	0.1275	56.14%
Natural Gas	483	CCF	\$354.80	\$0.00	\$354.80	0.7346	2.33%
Water	1,346	CCF	\$6,053.43	\$0.00	\$6,053.43	4.4973	39.70%
Sewer	120	CCF	\$278.71	\$0.00	\$278.71	2.3226	1.83%
Total Cost:			\$15,247.16	\$0.00	\$15,247.16		



Filters: Cost Center Name Not Equal To DoNotReport; Billing Period Equal To 201609All Meter CodesAll Group Names

# elpaso

Energy CAP

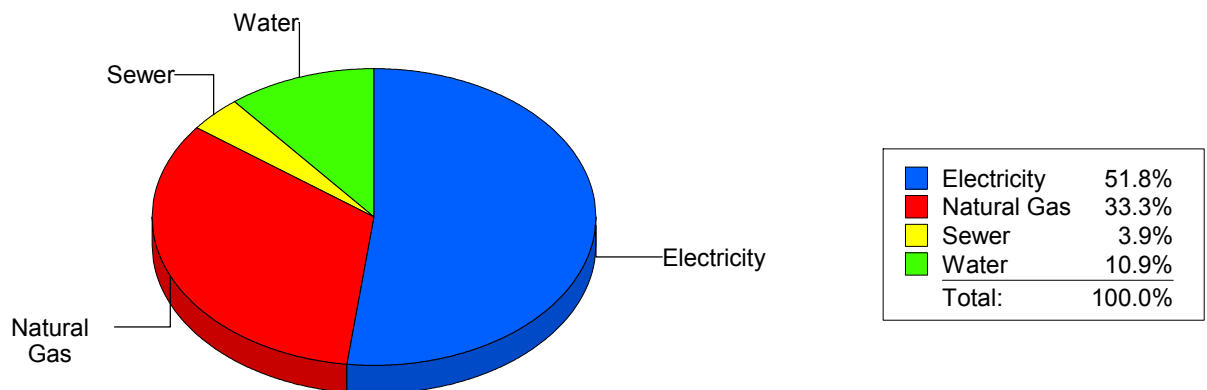
Cost Avoidance Program

## Cost Summary Graph

Grouped by Energy Type

Energy Type	Use	Units	Meter Cost	Special Charges	Total Cost	Avg Unit Cost	% of Total Cost
Site: HERCULES COTTAGES - HERCULES COTTAGES							
Electricity	5,245	KWH	\$917.50	\$0.00	\$917.50	0.1749	51.85%
Natural Gas	5	CCF	\$589.62	\$0.00	\$589.62	117.9240	33.32%
Water	45	CCF	\$193.50	\$0.00	\$193.50	4.3000	10.93%
Sewer	18	CCF	\$69.00	\$0.00	\$69.00	3.8333	3.90%
Total Cost:			\$1,769.62	\$0.00	\$1,769.62		

For HERCULES COTTAGES



Filters: Cost Center Name Not Equal To DoNotReport; Billing Period Equal To 201609All Meter CodesAll Group Names



# elpaso

Energy CAP

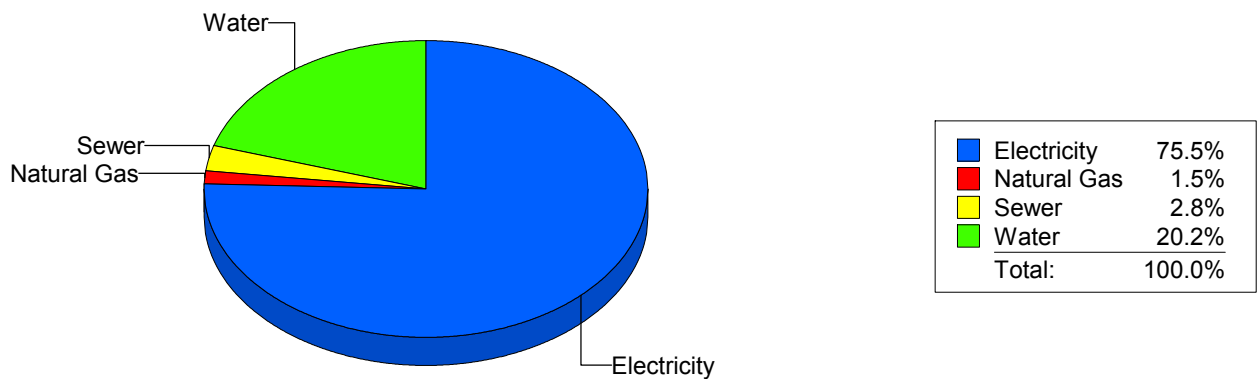
Cost Avoidance Program

## Cost Summary Graph

Grouped by Energy Type

Energy Type	Use	Units	Meter Cost	Special Charges	Total Cost	Avg Unit Cost	% of Total Cost
Site: HERRERA - HERRERA ELEMENTARY							
Electricity	88,600	KWH	\$11,435.85	\$0.00	\$11,435.85	0.1291	75.47%
Natural Gas	235	CCF	\$226.67	\$0.00	\$226.67	0.9646	1.50%
Water	689	CCF	\$3,061.32	\$0.00	\$3,061.32	4.4431	20.20%
Sewer	94	CCF	\$429.90	\$0.00	\$429.90	4.5734	2.84%
Total Cost:			\$15,153.74	\$0.00	\$15,153.74		

For HERRERA  
ELEMENTARY



Filters: Cost Center Name Not Equal To DoNotReport; Billing Period Equal To 201609All Meter CodesAll Group Names

# elpaso

Energy CAP

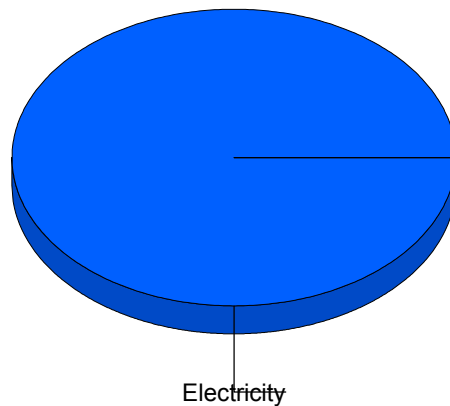
Cost Avoidance Program

## Cost Summary Graph

Grouped by Energy Type

Energy Type	Use	Units	Meter Cost	Special Charges	Total Cost	Avg Unit Cost	% of Total Cost
Site: HIGHLAND/ANNEX - HIGHLAND/ANNEX							
Electricity	9,280	KWH	\$1,278.02	\$0.00	\$1,278.02	0.1377	100.00%
Total Cost:			\$1,278.02	\$0.00	\$1,278.02		

For  
HIGHLAND/ANNEX



■ Electricity	100.0%
Total:	100.0%

Filters: Cost Center Name Not Equal To DoNotReport; Billing Period Equal To 201609All Meter CodesAll Group Names

# elpaso

Energy CAP

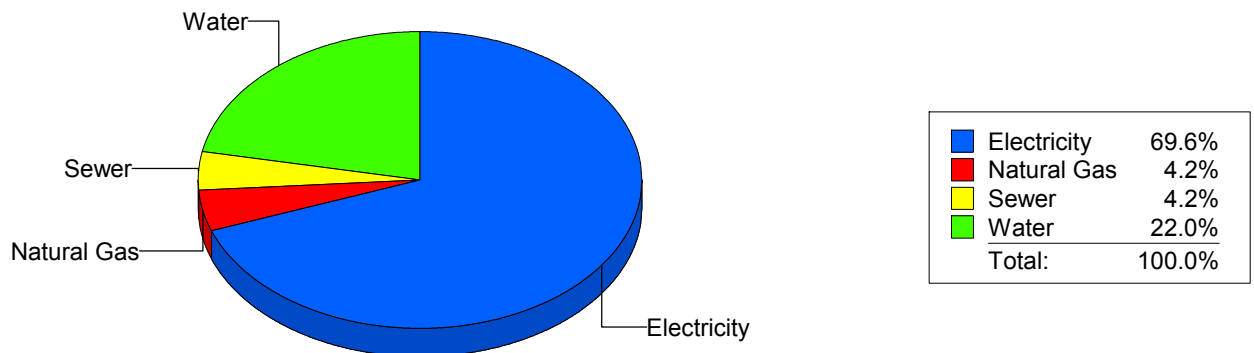
Cost Avoidance Program

## Cost Summary Graph

Grouped by Energy Type

Energy Type	Use	Units	Meter Cost	Special Charges	Total Cost	Avg Unit Cost	% of Total Cost
Site: HILLSIDE ELEMENTARY - HILLSIDE ELEMENTARY							
Electricity	62,014	KWH	\$7,036.97	\$0.00	\$7,036.97	0.1135	69.56%
Natural Gas	191	CCF	\$427.99	\$0.00	\$427.99	2.2408	4.23%
Water	495	CCF	\$2,227.22	\$0.00	\$2,227.22	4.4994	22.02%
Sewer	100	CCF	\$424.13	\$0.00	\$424.13	4.2413	4.19%
Total Cost:			\$10,116.31	\$0.00	\$10,116.31		

For HILLSIDE  
ELEMENTARY



Filters: Cost Center Name Not Equal To DoNotReport; Billing Period Equal To 201609All Meter CodesAll Group Names

# elpaso

Energy CAP

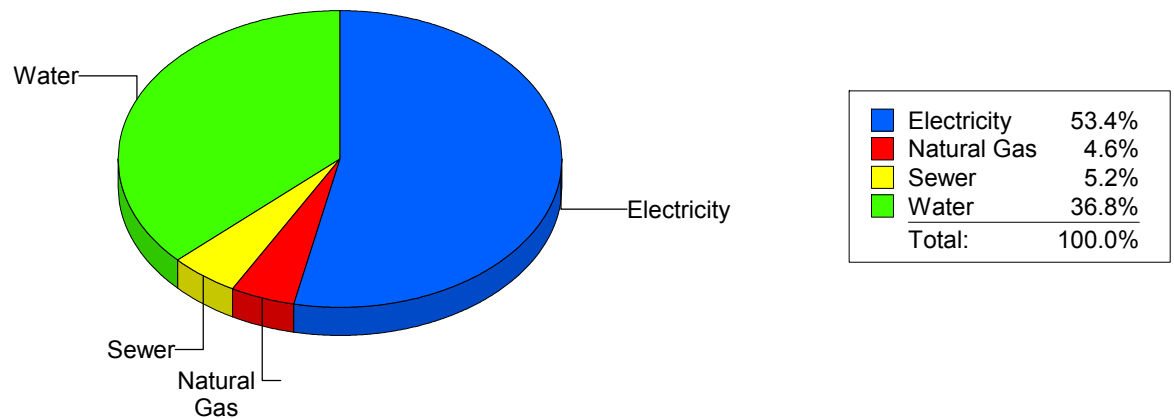
Cost Avoidance Program

## Cost Summary Graph

Grouped by Energy Type

Energy Type	Use	Units	Meter Cost	Special Charges	Total Cost	Avg Unit Cost	% of Total Cost
Site: HOUSTON INTERMEDIATE - HOUSTON INTERMEDIATE							
Electricity	35,400	KWH	\$4,407.24	\$0.00	\$4,407.24	0.1245	53.42%
Natural Gas	64	CCF	\$377.80	\$0.00	\$377.80	5.9031	4.58%
Water	568	CCF	\$3,038.38	\$0.00	\$3,038.38	5.3493	36.83%
Sewer	94	CCF	\$427.33	\$0.00	\$427.33	4.5461	5.18%
Total Cost:			\$8,250.75	\$0.00	\$8,250.75		

For HOUSTON  
INTERMEDIATE



Filters: Cost Center Name Not Equal To DoNotReport; Billing Period Equal To 201609All Meter CodesAll Group Names

# elpaso

Energy CAP

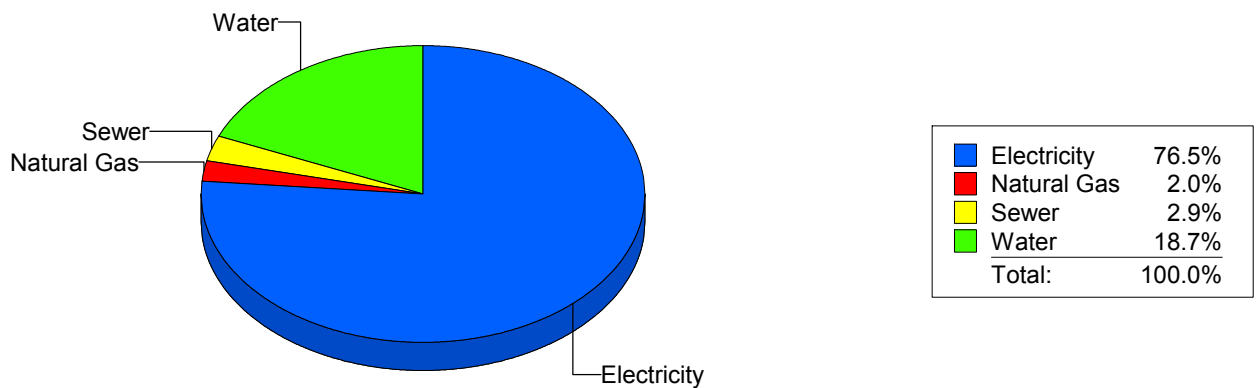
Cost Avoidance Program

## Cost Summary Graph

Grouped by Energy Type

Energy Type	Use	Units	Meter Cost	Special Charges	Total Cost	Avg Unit Cost	% of Total Cost
Site: MOYE - HR MOYE							
Electricity	84,600	KWH	\$11,330.23	\$0.00	\$11,330.23	0.1339	76.46%
Natural Gas	374	CCF	\$298.34	\$0.00	\$298.34	0.7977	2.01%
Water	518	CCF	\$2,764.29	\$0.00	\$2,764.29	5.3365	18.66%
Sewer	91	CCF	\$424.95	\$0.00	\$424.95	4.6698	2.87%
Total Cost:			\$14,817.81	\$0.00	\$14,817.81		

For HR MOYE



Filters: Cost Center Name Not Equal To DoNotReport; Billing Period Equal To 201609All Meter CodesAll Group Names

# elpaso

Energy CAP

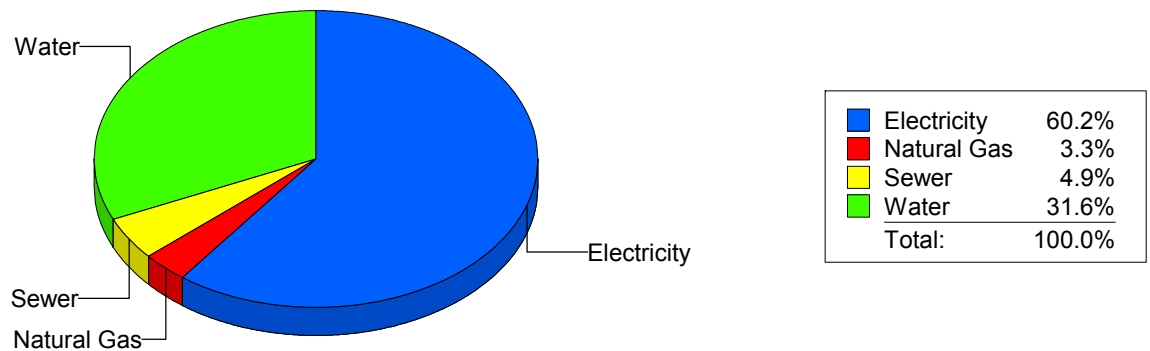
Cost Avoidance Program

## Cost Summary Graph

Grouped by Energy Type

Energy Type	Use	Units	Meter Cost	Special Charges	Total Cost	Avg Unit Cost	% of Total Cost
Site: HUGHEY ELEMENTARY SC - HUGHEY ELEMENTARY SC							
Electricity	50,357	KWH	\$7,529.31	\$0.00	\$7,529.31	0.1495	60.16%
Natural Gas	156	CCF	\$418.70	\$0.00	\$418.70	2.6840	3.35%
Water	798	CCF	\$3,959.38	\$0.00	\$3,959.38	4.9616	31.63%
Sewer	163	CCF	\$608.79	\$0.00	\$608.79	3.7349	4.86%
Total Cost:			\$12,516.18	\$0.00	\$12,516.18		

For HUGHEY  
ELEMENTARY  
SC



Filters: Cost Center Name Not Equal To DoNotReport; Billing Period Equal To 201609All Meter CodesAll Group Names

# elpaso

Energy CAP

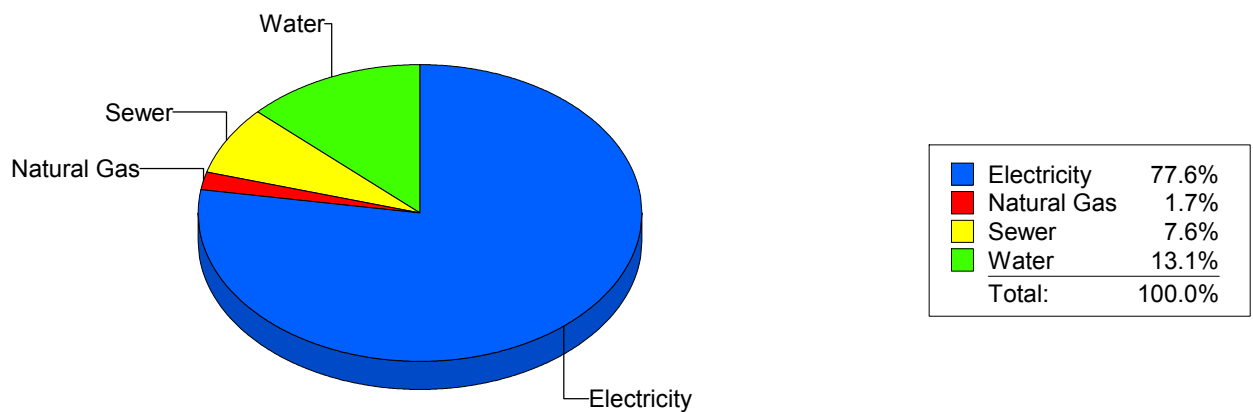
Cost Avoidance Program

## Cost Summary Graph

Grouped by Energy Type

Energy Type	Use	Units	Meter Cost	Special Charges	Total Cost	Avg Unit Cost	% of Total Cost
Site: IRVIN HIGH SCHOOL - IRVIN HIGH SCHOOL							
Electricity	158,360	KWH	\$18,550.69	\$0.00	\$18,550.69	0.1171	77.62%
Natural Gas	353	CCF	\$405.16	\$0.00	\$405.16	1.1478	1.70%
Water	1,590	CCF	\$3,119.71	\$0.00	\$3,119.71	1.9621	13.05%
Sewer	997	CCF	\$1,823.47	\$0.00	\$1,823.47	1.8290	7.63%
Total Cost:			\$23,899.03	\$0.00	\$23,899.03		

For IRVIN HIGH SCHOOL



Filters: Cost Center Name Not Equal To DoNotReport; Billing Period Equal To 201609All Meter CodesAll Group Names

# elpaso

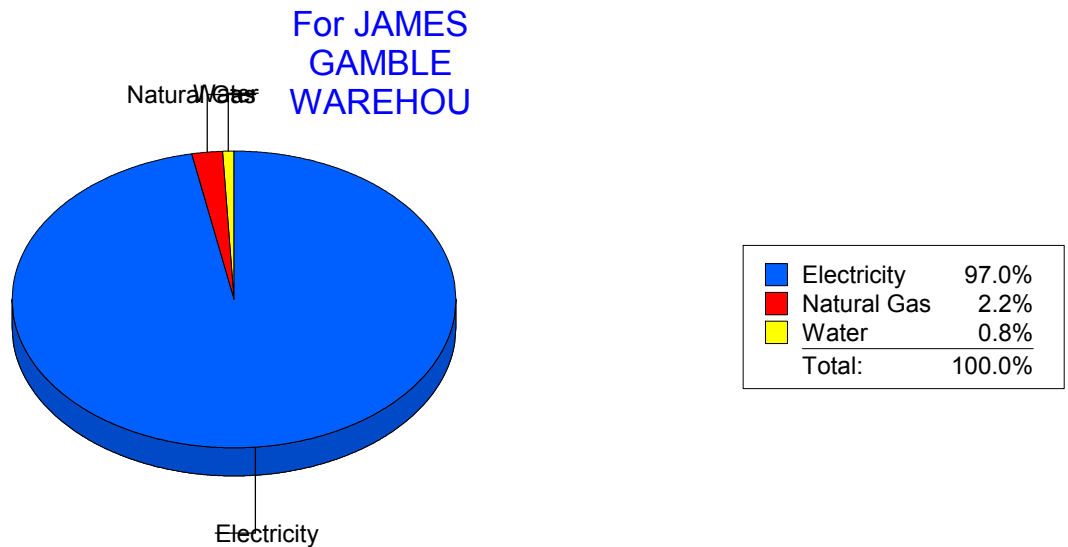
Energy CAP

Cost Avoidance Program

## Cost Summary Graph

Grouped by Energy Type

Energy Type	Use	Units	Meter Cost	Special Charges	Total Cost	Avg Unit Cost	% of Total Cost
Site: JAMES GAMBLE WAREHOU - JAMES GAMBLE WAREHOU							
Electricity	43,400	KWH	\$5,399.82	\$0.00	\$5,399.82	0.1244	96.96%
Natural Gas	12	CCF	\$122.37	\$0.00	\$122.37	10.1975	2.20%
Water	0	CCF	\$47.14	\$0.00	\$47.14	0.0000	0.85%
Total Cost:			\$5,569.33	\$0.00	\$5,569.33		



Filters: Cost Center Name Not Equal To DoNotReport; Billing Period Equal To 201609All Meter CodesAll Group Names



# elpaso

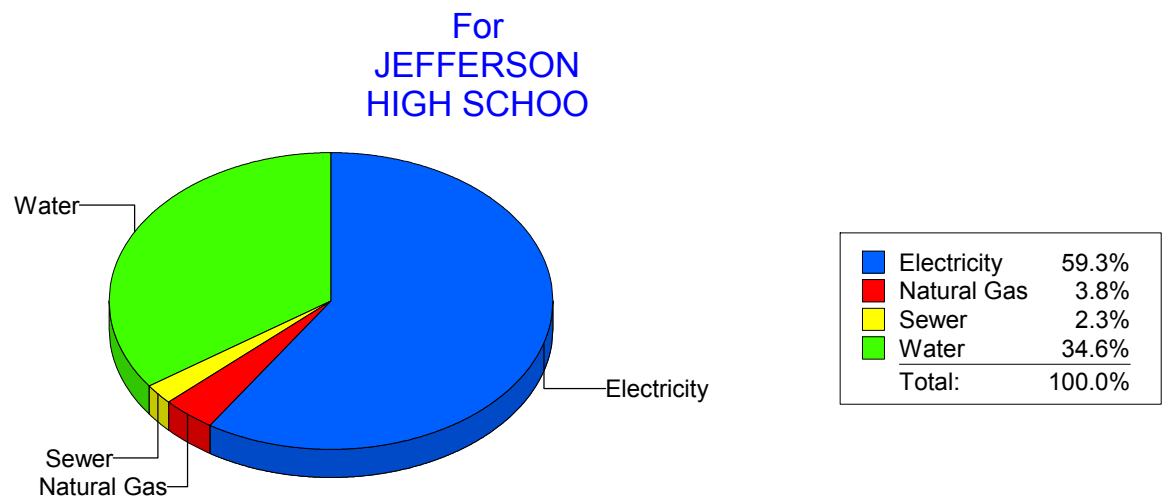
Energy CAP

Cost Avoidance Program

## Cost Summary Graph

Grouped by Energy Type

Energy Type	Use	Units	Meter Cost	Special Charges	Total Cost	Avg Unit Cost	% of Total Cost
Site: JEFFERSON HIGH SCHOO - JEFFERSON HIGH SCHOO							
Electricity	168,243	KWH	\$18,553.65	\$0.00	\$18,553.65	0.1103	59.28%
Natural Gas	596	CCF	\$1,199.44	\$0.00	\$1,199.44	2.0125	3.83%
Water	2,169	CCF	\$10,825.15	\$0.00	\$10,825.15	4.9908	34.59%
Sewer	166	CCF	\$720.69	\$0.00	\$720.69	4.3415	2.30%
Total Cost:			\$31,298.93	\$0.00	\$31,298.93		



Filters: Cost Center Name Not Equal To DoNotReport; Billing Period Equal To 201609All Meter CodesAll Group Names

# elpaso

Energy CAP

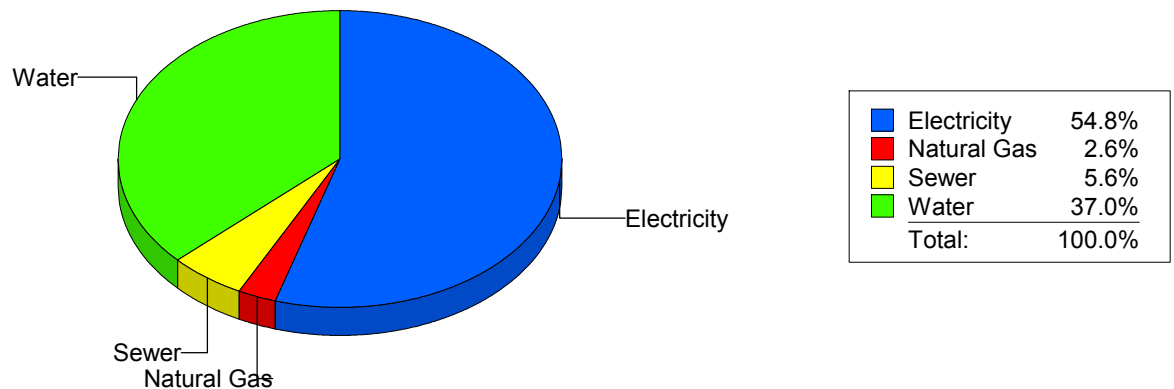
Cost Avoidance Program

## Cost Summary Graph

Grouped by Energy Type

Energy Type	Use	Units	Meter Cost	Special Charges	Total Cost	Avg Unit Cost	% of Total Cost
Site: KOHLBERG ELEMENTARY - KOHLBERG ELEMENTARY							
Electricity	59,260	KWH	\$7,543.12	\$0.00	\$7,543.12	0.1273	54.79%
Natural Gas	264	CCF	\$359.19	\$0.00	\$359.19	1.3606	2.61%
Water	1,250	CCF	\$5,093.79	\$0.00	\$5,093.79	4.0750	37.00%
Sewer	320	CCF	\$770.57	\$0.00	\$770.57	2.4080	5.60%
Total Cost:			\$13,766.67	\$0.00	\$13,766.67		

For  
KOHLBERG  
ELEMENTARY



Filters: Cost Center Name Not Equal To DoNotReport; Billing Period Equal To 201609All Meter CodesAll Group Names

# elpaso

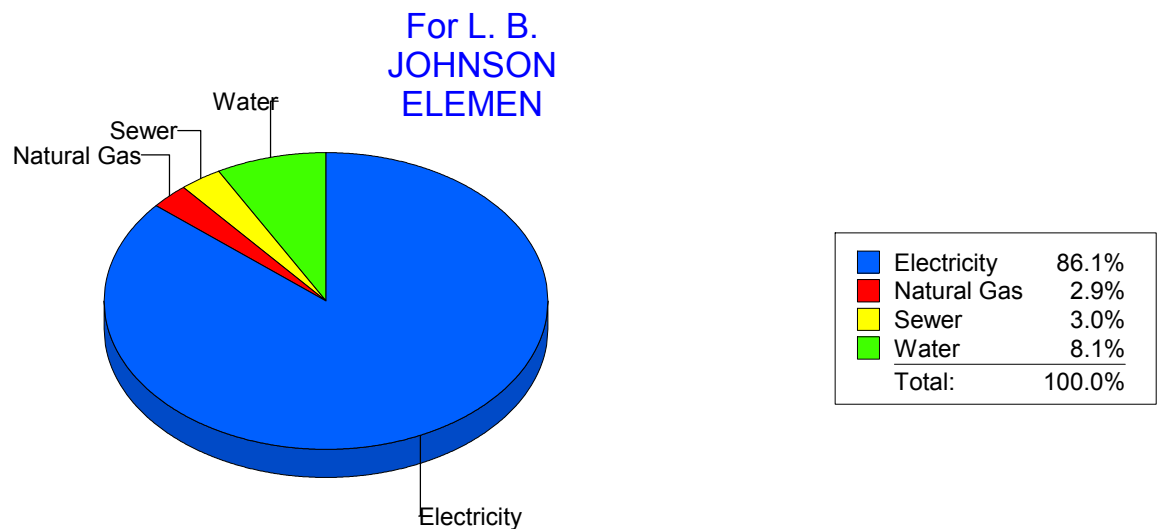
Energy CAP

Cost Avoidance Program

## Cost Summary Graph

Grouped by Energy Type

Energy Type	Use	Units	Meter Cost	Special Charges	Total Cost	Avg Unit Cost	% of Total Cost
Site: L. B. JOHNSON ELEMEN - L. B. JOHNSON ELEMEN							
Electricity	89,050	KWH	\$10,154.39	\$0.00	\$10,154.39	0.1140	86.07%
Natural Gas	229	CCF	\$341.10	\$0.00	\$341.10	1.4895	2.89%
Water	380	CCF	\$953.59	\$0.00	\$953.59	2.5094	8.08%
Sewer	103	CCF	\$348.37	\$0.00	\$348.37	3.3822	2.95%
Total Cost:			\$11,797.45	\$0.00	\$11,797.45		



Filters: Cost Center Name Not Equal To DoNotReport; Billing Period Equal To 201609All Meter CodesAll Group Names

# elpaso

Energy CAP

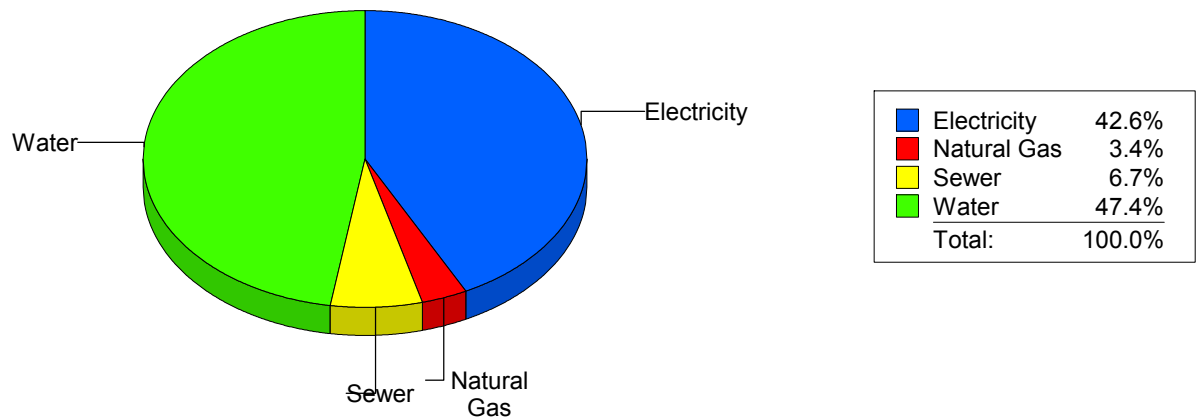
Cost Avoidance Program

## Cost Summary Graph

Grouped by Energy Type

Energy Type	Use	Units	Meter Cost	Special Charges	Total Cost	Avg Unit Cost	% of Total Cost
Site: LAMAR ELEMENTARY SCH - LAMAR ELEMENTARY SCH							
Electricity	39,600	KWH	\$5,116.99	\$0.00	\$5,116.99	0.1292	42.57%
Natural Gas	124	CCF	\$404.39	\$0.00	\$404.39	3.2612	3.36%
Water	1,205	CCF	\$5,697.67	\$0.00	\$5,697.67	4.7284	47.40%
Sewer	220	CCF	\$800.55	\$0.00	\$800.55	3.6389	6.66%
Total Cost:			\$12,019.60	\$0.00	\$12,019.60		

For LAMAR  
ELEMENTARY  
SCH



Filters: Cost Center Name Not Equal To DoNotReport; Billing Period Equal To 201609All Meter CodesAll Group Names

# elpaso

Energy CAP

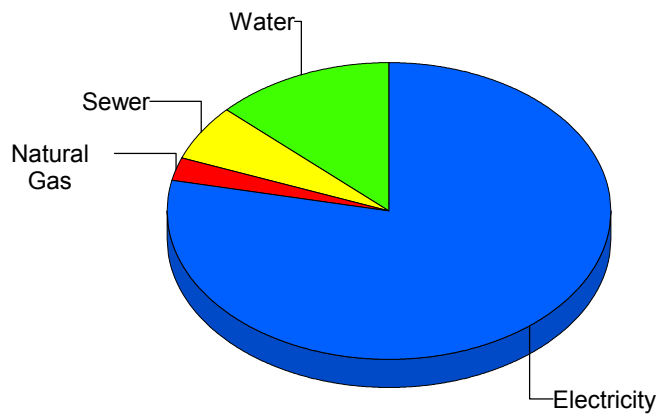
Cost Avoidance Program

## Cost Summary Graph

Grouped by Energy Type

Energy Type	Use	Units	Meter Cost	Special Charges	Total Cost	Avg Unit Cost	% of Total Cost
Site: LEE ELEMENTARY - LEE ELEMENTARY							
Electricity	40,370	KWH	\$5,672.37	\$0.00	\$5,672.37	0.1405	78.21%
Natural Gas	161	CCF	\$188.44	\$0.00	\$188.44	1.1704	2.60%
Water	149	CCF	\$941.23	\$0.00	\$941.23	6.3170	12.98%
Sewer	68	CCF	\$451.15	\$0.00	\$451.15	6.6346	6.22%
Total Cost:			\$7,253.19	\$0.00	\$7,253.19		

For LEE  
ELEMENTARY



Electricity	78.2%
Natural Gas	2.6%
Sewer	6.2%
Water	13.0%
Total:	100.0%

Filters: Cost Center Name Not Equal To DoNotReport; Billing Period Equal To 201609All Meter CodesAll Group Names

# elpaso

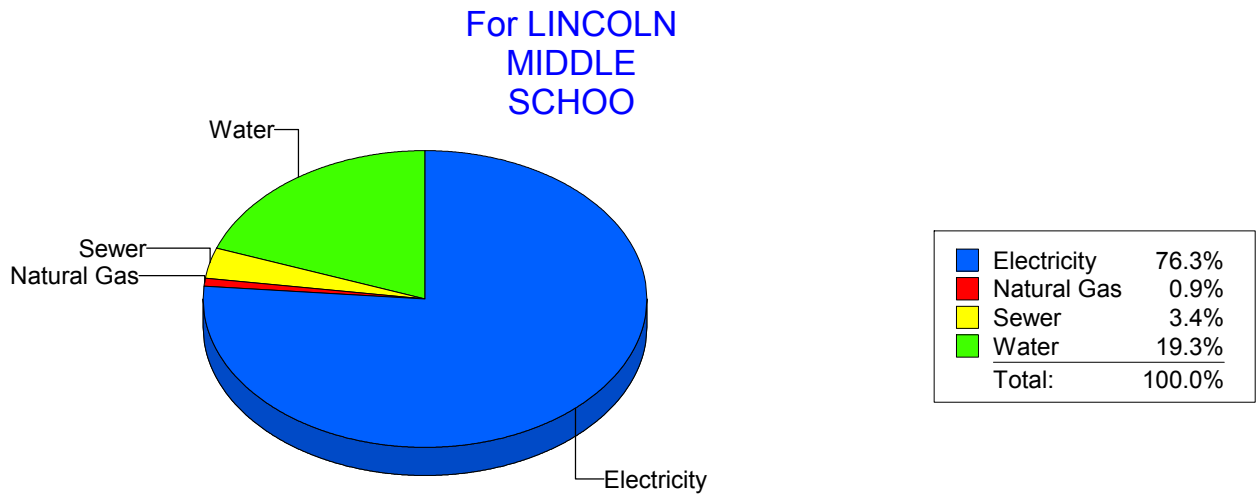
Energy CAP

Cost Avoidance Program

## Cost Summary Graph

Grouped by Energy Type

Energy Type	Use	Units	Meter Cost	Special Charges	Total Cost	Avg Unit Cost	% of Total Cost
Site: LINCOLN MIDDLE SCHOO - LINCOLN MIDDLE SCHOO							
Electricity	170,400	KWH	\$19,181.28	\$0.00	\$19,181.28	0.1126	76.33%
Natural Gas	250	CCF	\$234.42	\$0.00	\$234.42	0.9377	0.93%
Water	1,358	CCF	\$4,862.19	\$0.00	\$4,862.19	3.5804	19.35%
Sewer	407	CCF	\$849.97	\$0.00	\$849.97	2.0884	3.38%
Total Cost:			\$25,127.86	\$0.00	\$25,127.86		



Filters: Cost Center Name Not Equal To DoNotReport; Billing Period Equal To 201609All Meter CodesAll Group Names

# elpaso

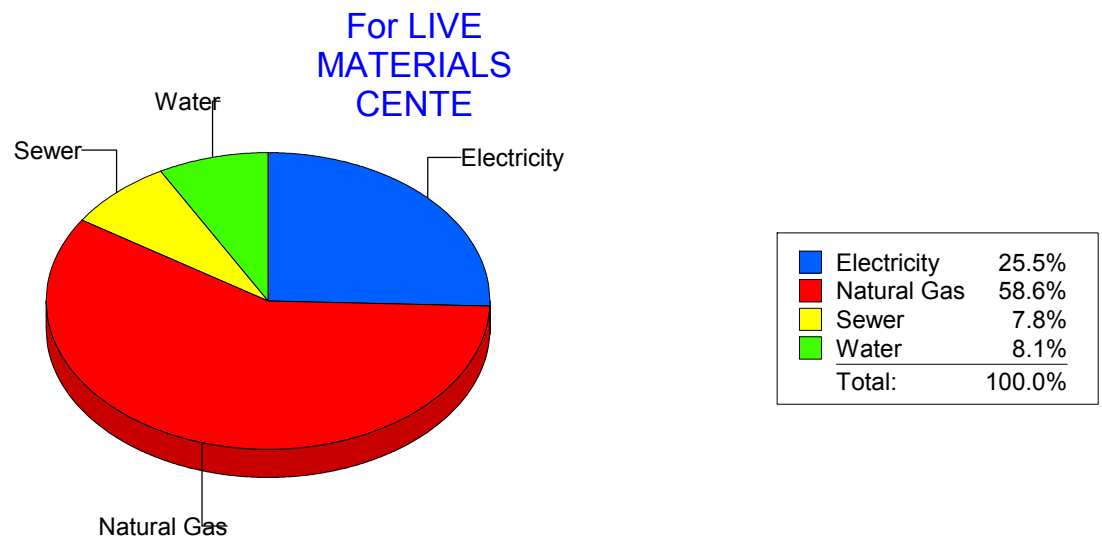
Energy CAP

Cost Avoidance Program

## Cost Summary Graph

Grouped by Energy Type

Energy Type	Use	Units	Meter Cost	Special Charges	Total Cost	Avg Unit Cost	% of Total Cost
Site: LIVE MATERIALS CENTE - LIVE MATERIALS CENTE							
Electricity		493 KWH	\$102.22	\$0.00	\$102.22	0.2073	25.50%
Natural Gas		0 CCF	\$235.06	\$0.00	\$235.06	0.0000	58.65%
Water		6 CCF	\$32.37	\$0.00	\$32.37	5.3950	8.08%
Sewer		3 CCF	\$31.15	\$0.00	\$31.15	10.3833	7.77%
Total Cost:			\$400.80	\$0.00	\$400.80		



Filters: Cost Center Name Not Equal To DoNotReport; Billing Period Equal To 201609All Meter CodesAll Group Names

# elpaso

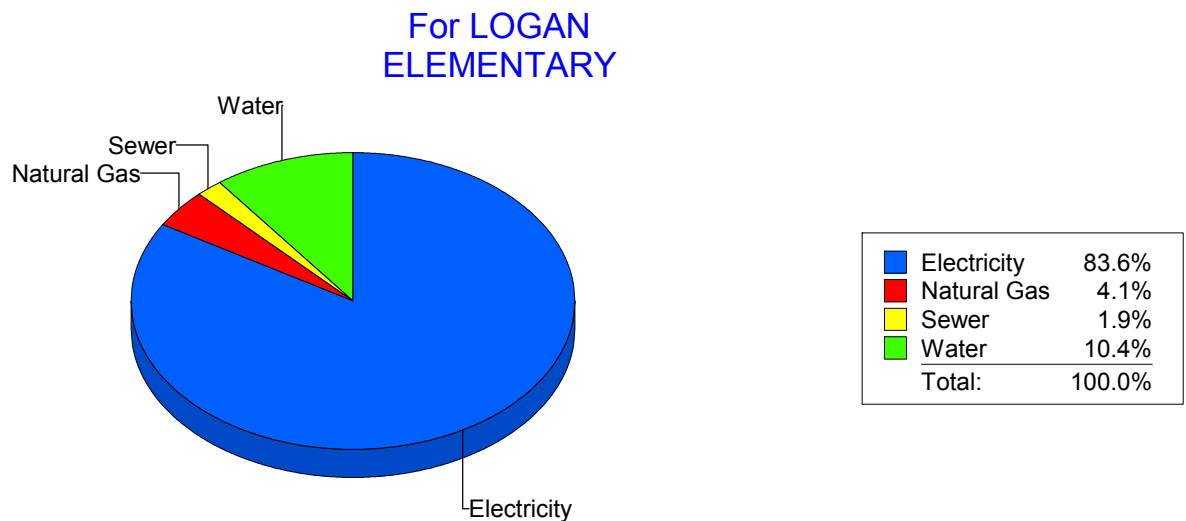
Energy CAP

Cost Avoidance Program

## Cost Summary Graph

Grouped by Energy Type

Energy Type	Use	Units	Meter Cost	Special Charges	Total Cost	Avg Unit Cost	% of Total Cost
Site: LOGAN ELEMENTARY - LOGAN ELEMENTARY							
Electricity	302	KWH	\$3,731.82	\$0.00	\$3,731.82	12.3570	83.60%
Natural Gas	149	CCF	\$182.23	\$0.00	\$182.23	1.2230	4.08%
Water	66	CCF	\$463.97	\$0.00	\$463.97	7.0298	10.39%
Sewer	0	CCF	\$85.66	\$0.00	\$85.66	285.5333	1.92%
Total Cost:			\$4,463.68	\$0.00	\$4,463.68		



Filters: Cost Center Name Not Equal To DoNotReport; Billing Period Equal To 201609All Meter CodesAll Group Names



# elpaso

Energy CAP

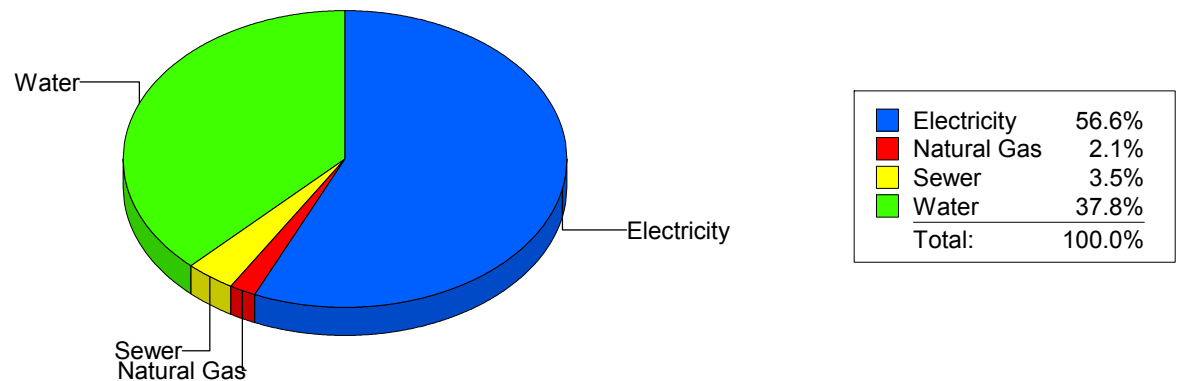
Cost Avoidance Program

## Cost Summary Graph

Grouped by Energy Type

Energy Type	Use	Units	Meter Cost	Special Charges	Total Cost	Avg Unit Cost	% of Total Cost
Site: LUNDY - LUNDY							
Electricity	69,400	KWH	\$10,969.36	\$0.00	\$10,969.36	0.1581	56.63%
Natural Gas	348	CCF	\$399.26	\$0.00	\$399.26	1.1473	2.06%
Water	1,742	CCF	\$7,323.64	\$0.00	\$7,323.64	4.2042	37.81%
Sewer	245	CCF	\$679.05	\$0.00	\$679.05	2.7716	3.51%
Total Cost:			\$19,371.31	\$0.00	\$19,371.31		

For LUNDY



Filters: Cost Center Name Not Equal To DoNotReport; Billing Period Equal To 201609All Meter CodesAll Group Names

# elpaso

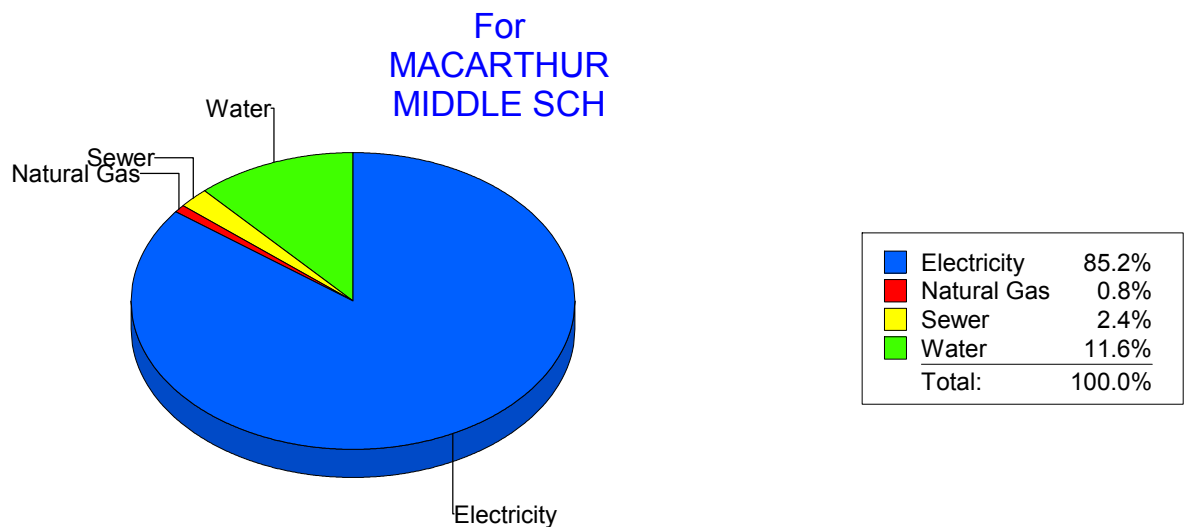
Energy CAP

Cost Avoidance Program

## Cost Summary Graph

Grouped by Energy Type

Energy Type	Use	Units	Meter Cost	Special Charges	Total Cost	Avg Unit Cost	% of Total Cost
Site: MACARTHUR MIDDLE SCH - MACARTHUR MIDDLE SCH							
Electricity	126,640	KWH	\$15,761.98	\$0.00	\$15,761.98	0.1245	85.22%
Natural Gas	79	CCF	\$148.65	\$0.00	\$148.65	1.8816	0.80%
Water	502	CCF	\$2,150.04	\$0.00	\$2,150.04	4.2829	11.62%
Sewer	156	CCF	\$435.82	\$0.00	\$435.82	2.7937	2.36%
Total Cost:			\$18,496.49	\$0.00	\$18,496.49		



Filters: Cost Center Name Not Equal To DoNotReport; Billing Period Equal To 201609All Meter CodesAll Group Names

# elpaso

Energy CAP

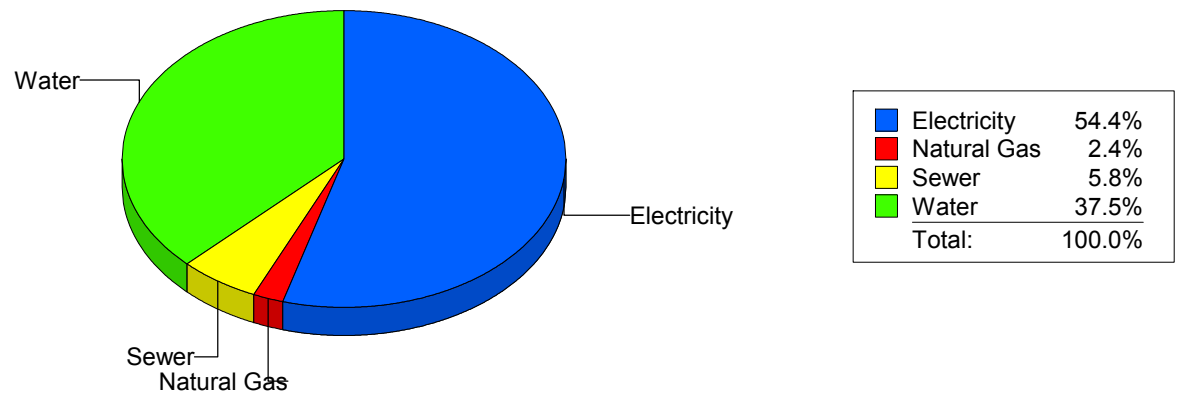
Cost Avoidance Program

## Cost Summary Graph

Grouped by Energy Type

Energy Type	Use	Units	Meter Cost	Special Charges	Total Cost	Avg Unit Cost	% of Total Cost
Site: MAGOFFIN MIDDLE SCHO - MAGOFFIN MIDDLE SCHO							
Electricity	25,574	KWH	\$3,181.93	\$0.00	\$3,181.93	0.1244	54.36%
Natural Gas	57	CCF	\$140.10	\$0.00	\$140.10	2.4579	2.39%
Water	422	CCF	\$2,193.50	\$0.00	\$2,193.50	5.1979	37.48%
Sewer	38	CCF	\$337.50	\$0.00	\$337.50	8.8816	5.77%
Total Cost:			\$5,853.03	\$0.00	\$5,853.03		

For MAGOFFIN  
MIDDLE SCHO



Filters: Cost Center Name Not Equal To DoNotReport; Billing Period Equal To 201609All Meter CodesAll Group Names

# elpaso

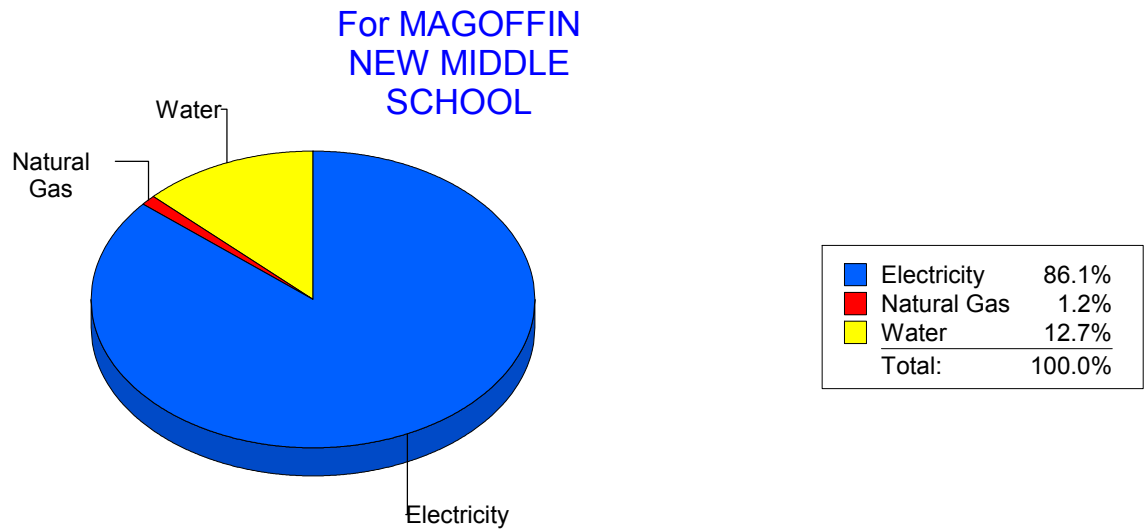
Energy CAP

Cost Avoidance Program

## Cost Summary Graph

Grouped by Energy Type

Energy Type	Use	Units	Meter Cost	Special Charges	Total Cost	Avg Unit Cost	% of Total Cost
Site: MAGOFFINMIDDLESCHOOLN047 - MAGOFFIN NEW MIDDLE SCHOOL							
Electricity	137,000	KWH	\$16,448.47	\$0.00	\$16,448.47	0.1201	86.05%
Natural Gas	258	CCF	\$238.56	\$0.00	\$238.56	0.9247	1.25%
Water	486	CCF	\$2,427.26	\$0.00	\$2,427.26	4.9944	12.70%
Total Cost:			\$19,114.29	\$0.00	\$19,114.29		



Filters: Cost Center Name Not Equal To DoNotReport; Billing Period Equal To 201609All Meter CodesAll Group Names

# elpaso

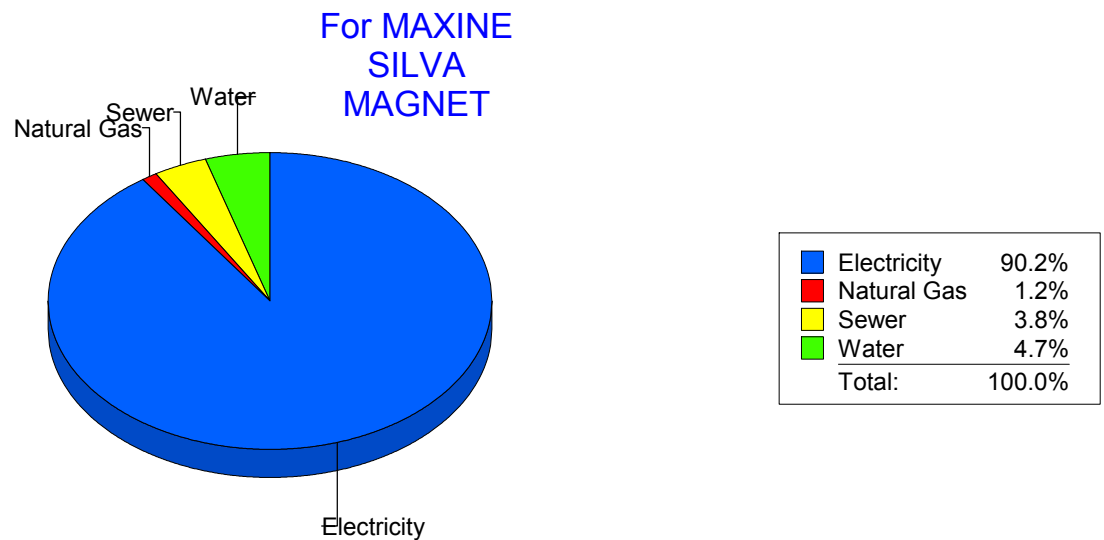
Energy CAP

Cost Avoidance Program

## Cost Summary Graph

Grouped by Energy Type

Energy Type	Use	Units	Meter Cost	Special Charges	Total Cost	Avg Unit Cost	% of Total Cost
Site: MAXINE SILVA MAGNET - MAXINE SILVA MAGNET							
Electricity	89,700	KWH	\$10,399.68	\$0.00	\$10,399.68	0.1159	90.21%
Natural Gas	67	CCF	\$143.93	\$0.00	\$143.93	2.1482	1.25%
Water	189	CCF	\$542.14	\$0.00	\$542.14	2.8685	4.70%
Sewer	160	CCF	\$442.40	\$0.00	\$442.40	2.7650	3.84%
Total Cost:			\$11,528.15	\$0.00	\$11,528.15		



Filters: Cost Center Name Not Equal To DoNotReport; Billing Period Equal To 201609All Meter CodesAll Group Names

# elpaso

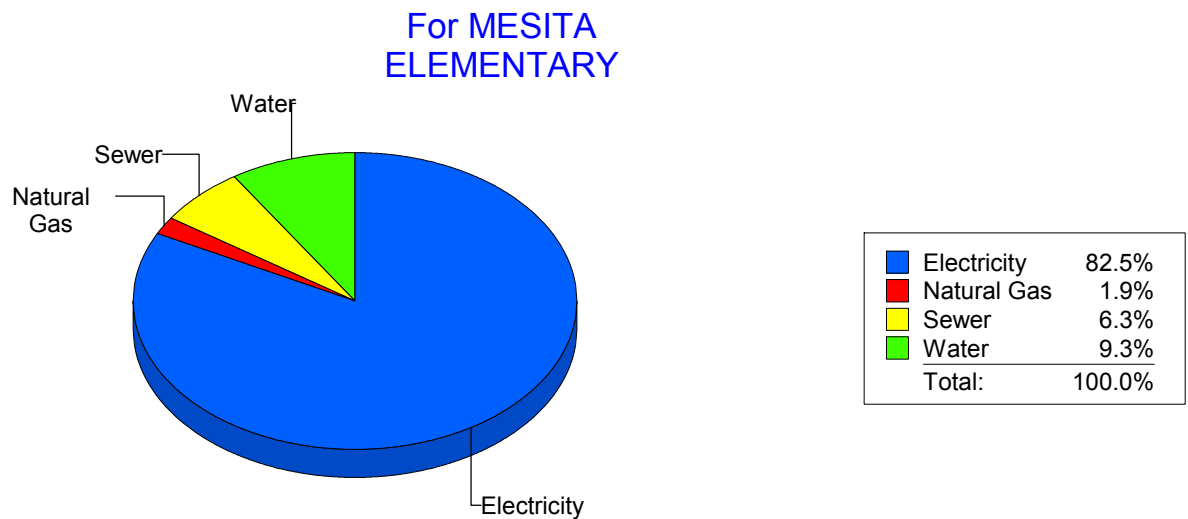
Energy CAP

Cost Avoidance Program

## Cost Summary Graph

Grouped by Energy Type

Energy Type	Use	Units	Meter Cost	Special Charges	Total Cost	Avg Unit Cost	% of Total Cost
Site: MESITA ELEMENTARY - MESITA ELEMENTARY							
Electricity	123,120	KWH	\$14,334.09	\$0.00	\$14,334.09	0.1164	82.53%
Natural Gas	227	CCF	\$334.43	\$0.00	\$334.43	1.4733	1.93%
Water	398	CCF	\$1,610.18	\$0.00	\$1,610.18	4.0457	9.27%
Sewer	494	CCF	\$1,089.90	\$0.00	\$1,089.90	2.2063	6.28%
Total Cost:			\$17,368.60	\$0.00	\$17,368.60		



Filters: Cost Center Name Not Equal To DoNotReport; Billing Period Equal To 201609All Meter CodesAll Group Names

# elpaso

Energy CAP

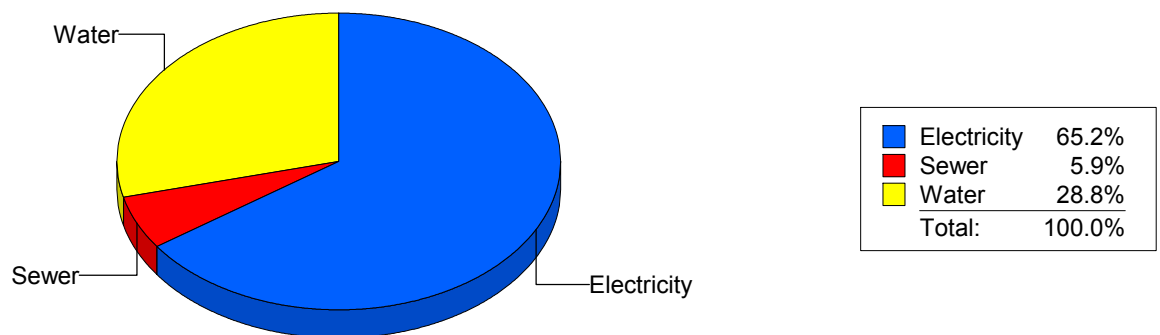
Cost Avoidance Program

## Cost Summary Graph

Grouped by Energy Type

Energy Type	Use	Units	Meter Cost	Special Charges	Total Cost	Avg Unit Cost	% of Total Cost
Site: MILAM ELEMENTARY - MILAM ELEMENTARY							
Electricity	24,720	KWH	\$3,193.80	\$0.00	\$3,193.80	0.1292	65.23%
Water	301	CCF	\$1,411.79	\$0.00	\$1,411.79	4.6903	28.83%
Sewer	68	CCF	\$290.62	\$0.00	\$290.62	4.2738	5.94%
Total Cost:			\$4,896.21	\$0.00	\$4,896.21		

For MILAM  
ELEMENTARY



Filters: Cost Center Name Not Equal To DoNotReport; Billing Period Equal To 201609All Meter CodesAll Group Names

**elpaso**

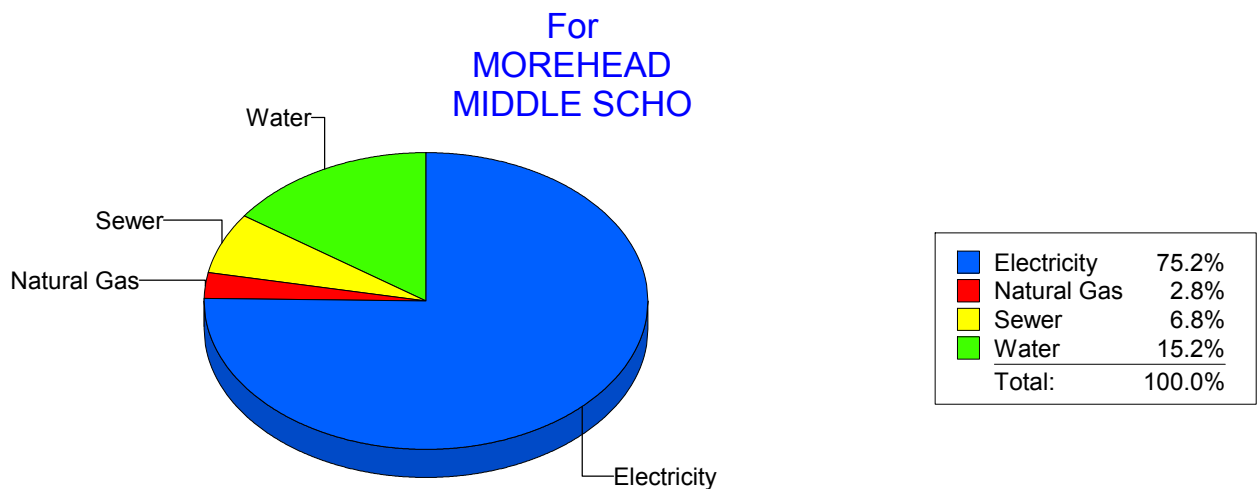
Energy CAP

Cost Avoidance Program

**Cost Summary Graph**

Grouped by Energy Type

Energy Type	Use	Units	Meter Cost	Special Charges	Total Cost	Avg Unit Cost	% of Total Cost
Site: MOREHEAD MIDDLE SCHO - MOREHEAD MIDDLE SCHO							
Electricity	116,585	KWH	\$13,727.28	\$0.00	\$13,727.28	0.1177	75.21%
Natural Gas	796	CCF	\$510.14	\$0.00	\$510.14	0.6409	2.79%
Water	1,534	CCF	\$2,766.38	\$0.00	\$2,766.38	1.8034	15.16%
Sewer	590	CCF	\$1,248.30	\$0.00	\$1,248.30	2.1158	6.84%
<b>Total Cost:</b>			<b>\$18,252.10</b>	<b>\$0.00</b>	<b>\$18,252.10</b>		



Filters: Cost Center Name Not Equal To DoNotReport; Billing Period Equal To 201609All Meter CodesAll Group Names



# elpaso

Energy CAP

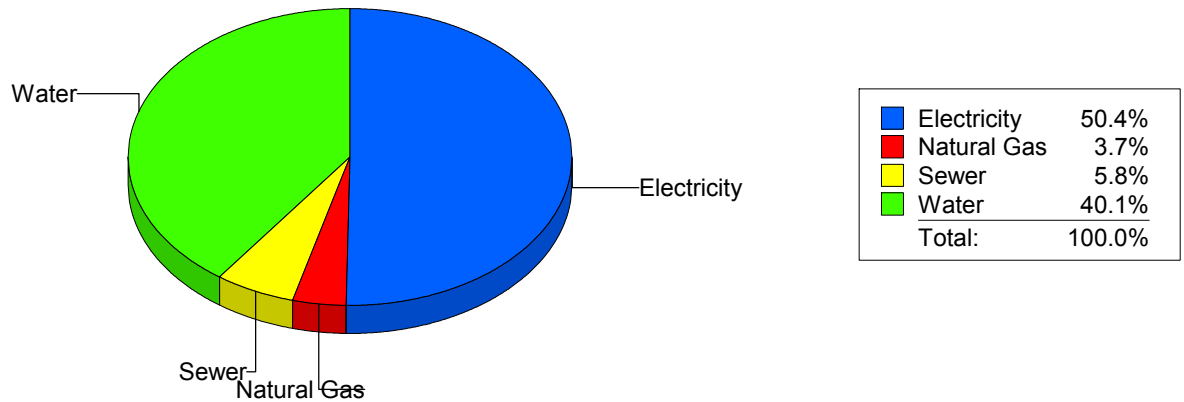
Cost Avoidance Program

## Cost Summary Graph

Grouped by Energy Type

Energy Type	Use	Units	Meter Cost	Special Charges	Total Cost	Avg Unit Cost	% of Total Cost
Site: NEWMAN ELEMENTARY - NEWMAN ELEMENTARY							
Electricity	37,367	KWH	\$5,532.89	\$0.00	\$5,532.89	0.1481	50.41%
Natural Gas	128	CCF	\$406.45	\$0.00	\$406.45	3.1754	3.70%
Water	1,117	CCF	\$4,400.22	\$0.00	\$4,400.22	3.9393	40.09%
Sewer	298	CCF	\$636.56	\$0.00	\$636.56	2.1361	5.80%
Total Cost:			\$10,976.12	\$0.00	\$10,976.12		

For NEWMAN  
ELEMENTARY



Filters: Cost Center Name Not Equal To DoNotReport; Billing Period Equal To 201609All Meter CodesAll Group Names

# elpaso

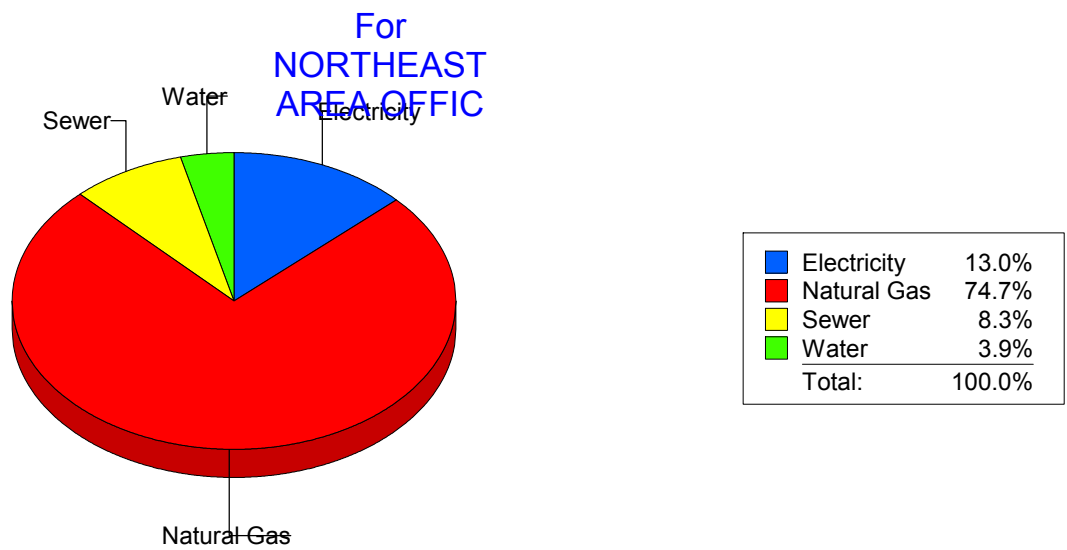
Energy CAP

Cost Avoidance Program

## Cost Summary Graph

Grouped by Energy Type

Energy Type	Use	Units	Meter Cost	Special Charges	Total Cost	Avg Unit Cost	% of Total Cost
Site: NORTHEAST AREA OFFIC - NORTHEAST AREA OFFIC							
Electricity		480 KWH	\$81.62	\$0.00	\$81.62	0.1700	12.98%
Natural Gas		0 CCF	\$470.12	\$0.00	\$470.12	0.0000	74.75%
Water		0 CCF	\$24.80	\$0.00	\$24.80	0.0000	3.94%
Sewer		1 CCF	\$52.40	\$0.00	\$52.40	52.4000	8.33%
Total Cost:			\$628.94	\$0.00	\$628.94		



Filters: Cost Center Name Not Equal To DoNotReport; Billing Period Equal To 201609All Meter CodesAll Group Names

# elpaso

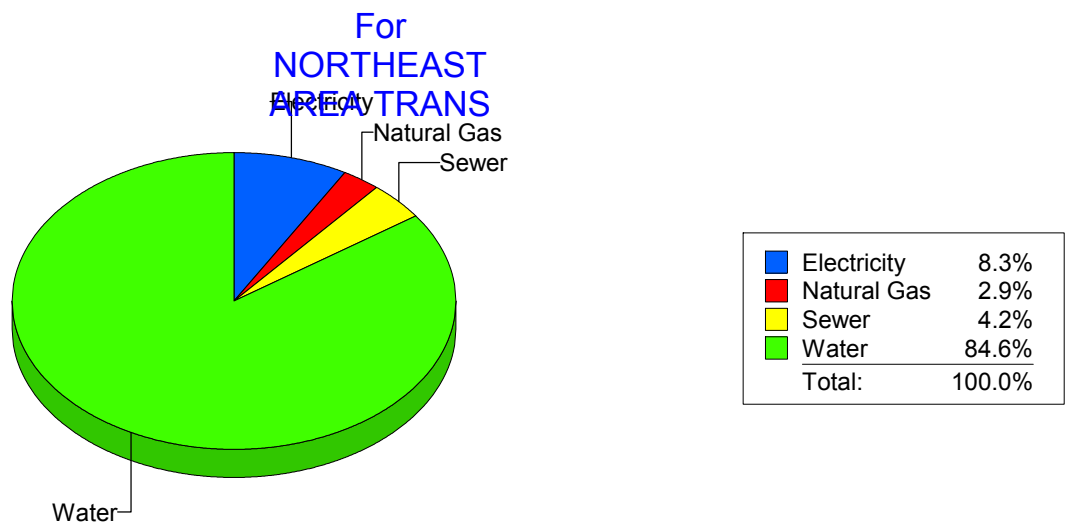
Energy CAP

Cost Avoidance Program

## Cost Summary Graph

Grouped by Energy Type

Energy Type	Use	Units	Meter Cost	Special Charges	Total Cost	Avg Unit Cost	% of Total Cost
Site: NORTHEAST AREA TRANS - NORTHEAST AREA TRANS							
Electricity	6,464	KWH	\$671.94	\$0.00	\$671.94	0.1040	8.29%
Natural Gas	9	CCF	\$238.61	\$0.00	\$238.61	26.5122	2.94%
Water	1,103	CCF	\$6,861.03	\$0.00	\$6,861.03	6.2203	84.61%
Sewer	38	CCF	\$337.50	\$0.00	\$337.50	8.8816	4.16%
Total Cost:			\$8,109.08	\$0.00	\$8,109.08		



Filters: Cost Center Name Not Equal To DoNotReport; Billing Period Equal To 201609All Meter CodesAll Group Names

# elpaso

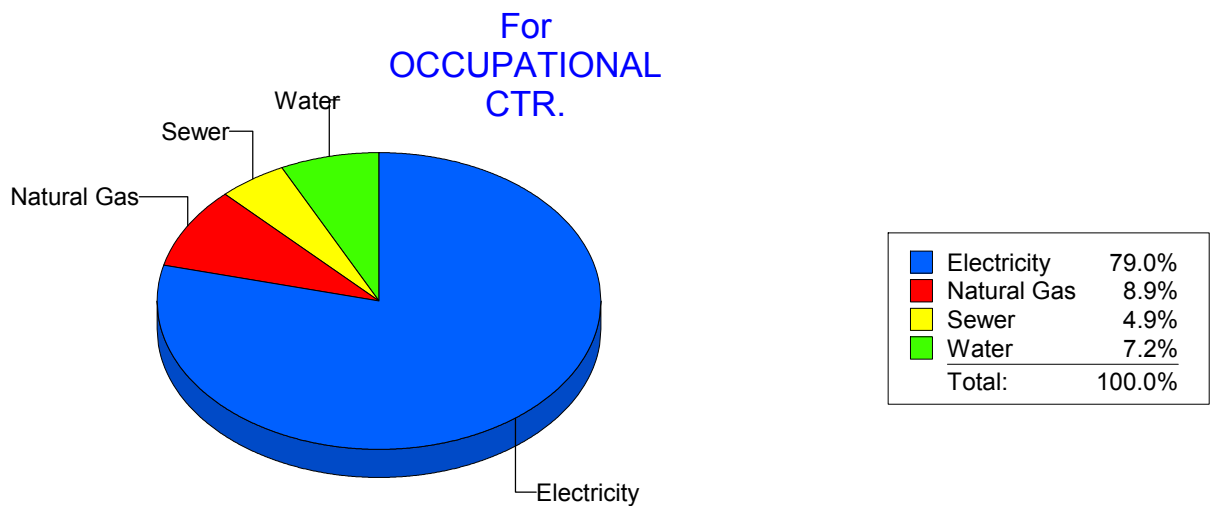
Energy CAP

Cost Avoidance Program

## Cost Summary Graph

Grouped by Energy Type

Energy Type	Use	Units	Meter Cost	Special Charges	Total Cost	Avg Unit Cost	% of Total Cost
Site: OCCUPATIONAL CTR. - OCCUPATIONAL CTR.							
Electricity	7,900	KWH	\$1,170.30	\$0.00	\$1,170.30	0.1481	78.97%
Natural Gas	38	CCF	\$132.50	\$0.00	\$132.50	3.4868	8.94%
Water	10	CCF	\$106.74	\$0.00	\$106.74	10.6740	7.20%
Sewer	5	CCF	\$72.40	\$0.00	\$72.40	14.4800	4.89%
Total Cost:			\$1,481.94	\$0.00	\$1,481.94		



Filters: Cost Center Name Not Equal To DoNotReport; Billing Period Equal To 201609All Meter CodesAll Group Names

# elpaso

Energy CAP

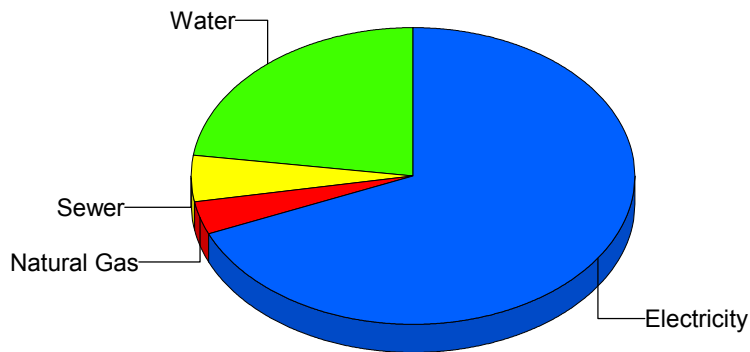
Cost Avoidance Program

## Cost Summary Graph

Grouped by Energy Type

Energy Type	Use	Units	Meter Cost	Special Charges	Total Cost	Avg Unit Cost	% of Total Cost
Site: PARK ELEMENTARY - PARK ELEMENTARY							
Electricity	35,788	KWH	\$5,498.69	\$0.00	\$5,498.69	0.1536	68.70%
Natural Gas	127	CCF	\$286.55	\$0.00	\$286.55	2.2563	3.58%
Water	406	CCF	\$1,821.63	\$0.00	\$1,821.63	4.4868	22.76%
Sewer	104	CCF	\$397.17	\$0.00	\$397.17	3.8189	4.96%
Total Cost:			\$8,004.04	\$0.00	\$8,004.04		

For PARK  
ELEMENTARY



Electricity	68.7%
Natural Gas	3.6%
Sewer	5.0%
Water	22.8%
Total:	100.0%

Filters: Cost Center Name Not Equal To DoNotReport; Billing Period Equal To 201609All Meter CodesAll Group Names

# elpaso

Energy CAP

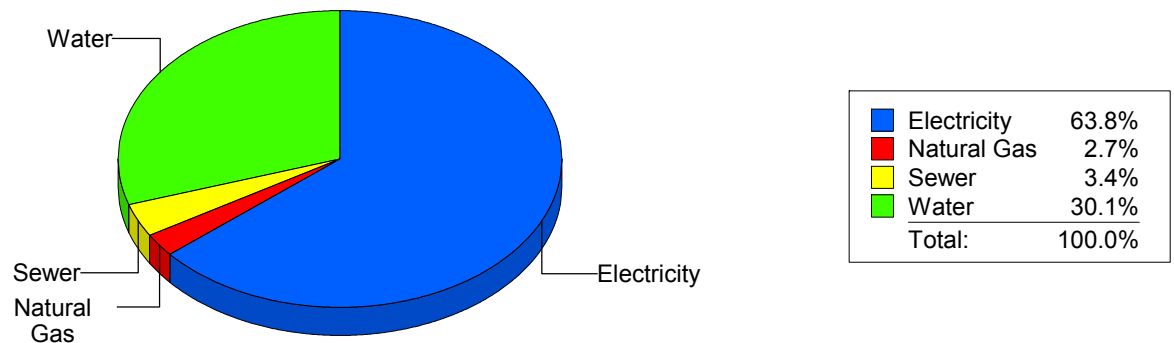
Cost Avoidance Program

## Cost Summary Graph

Grouped by Energy Type

Energy Type	Use	Units	Meter Cost	Special Charges	Total Cost	Avg Unit Cost	% of Total Cost
Site: PAUL MORENO - PAUL MORENO							
Electricity	63,600	KWH	\$8,199.96	\$0.00	\$8,199.96	0.1289	63.78%
Natural Gas	245	CCF	\$349.38	\$0.00	\$349.38	1.4260	2.72%
Water	739	CCF	\$3,872.85	\$0.00	\$3,872.85	5.2407	30.12%
Sewer	116	CCF	\$433.97	\$0.00	\$433.97	3.7411	3.38%
Total Cost:			\$12,856.16	\$0.00	\$12,856.16		

For PAUL MORENO



Filters: Cost Center Name Not Equal To DoNotReport; Billing Period Equal To 201609All Meter CodesAll Group Names

# elpaso

Energy CAP

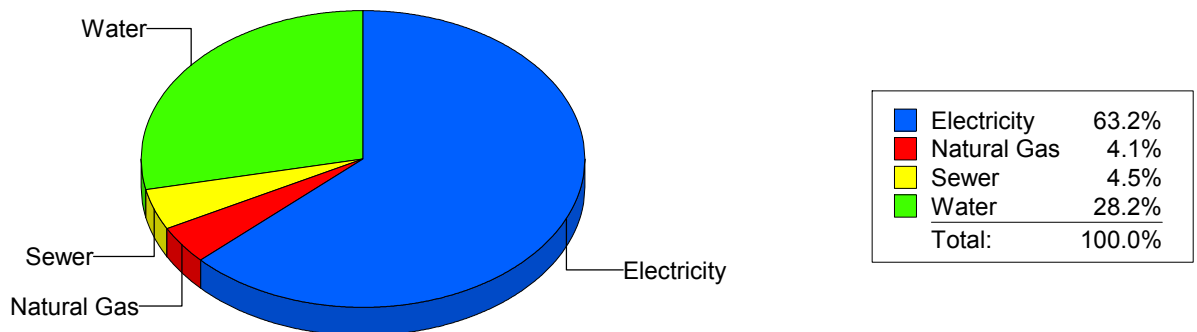
Cost Avoidance Program

## Cost Summary Graph

Grouped by Energy Type

Energy Type	Use	Units	Meter Cost	Special Charges	Total Cost	Avg Unit Cost	% of Total Cost
Site: POLK ELEMENTARY - POLK ELEMENTARY							
Electricity	41,540	KWH	\$5,605.68	\$0.00	\$5,605.68	0.1349	63.16%
Natural Gas	281	CCF	\$367.97	\$0.00	\$367.97	1.3095	4.15%
Water	571	CCF	\$2,506.07	\$0.00	\$2,506.07	4.3889	28.23%
Sewer	132	CCF	\$396.22	\$0.00	\$396.22	3.0017	4.46%
Total Cost:			\$8,875.94	\$0.00	\$8,875.94		

For POLK  
ELEMENTARY



Filters: Cost Center Name Not Equal To DoNotReport; Billing Period Equal To 201609All Meter CodesAll Group Names

# elpaso

Energy CAP

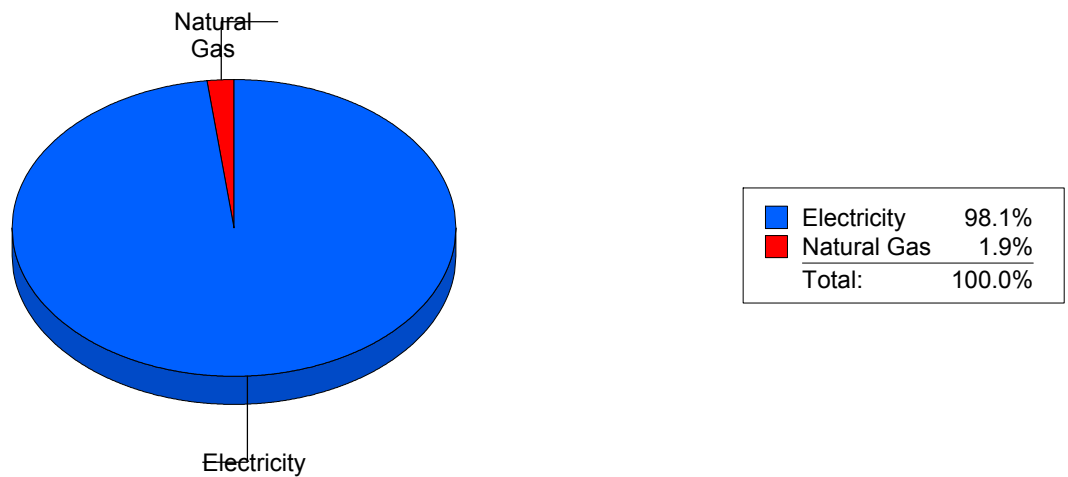
Cost Avoidance Program

## Cost Summary Graph

Grouped by Energy Type

Energy Type	Use	Units	Meter Cost	Special Charges	Total Cost	Avg Unit Cost	% of Total Cost
Site: POWELL - POWELL							
Electricity	75,480	KWH	\$10,836.38	\$0.00	\$10,836.38	0.1436	98.12%
Natural Gas	198	CCF	\$207.56	\$0.00	\$207.56	1.0483	1.88%
Total Cost:			\$11,043.94	\$0.00	\$11,043.94		

For POWELL



Filters: Cost Center Name Not Equal To DoNotReport; Billing Period Equal To 201609All Meter CodesAll Group Names



# elpaso

Energy CAP

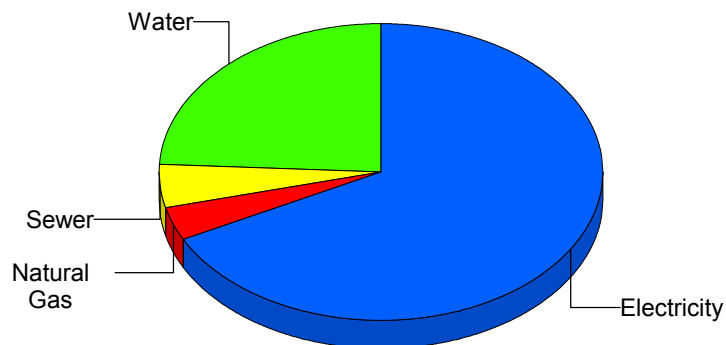
Cost Avoidance Program

## Cost Summary Graph

Grouped by Energy Type

Energy Type	Use	Units	Meter Cost	Special Charges	Total Cost	Avg Unit Cost	% of Total Cost
Site: PUTNAM ELEMENTARY - PUTNAM ELEMENTARY							
Electricity	43,930	KWH	\$6,101.26	\$0.00	\$6,101.26	0.1389	67.43%
Natural Gas	217	CCF	\$334.91	\$0.00	\$334.91	1.5434	3.70%
Water	643	CCF	\$2,178.10	\$0.00	\$2,178.10	3.3874	24.07%
Sewer	206	CCF	\$434.19	\$0.00	\$434.19	2.1077	4.80%
Total Cost:			\$9,048.46	\$0.00	\$9,048.46		

For PUTNAM  
ELEMENTARY



Electricity	67.4%
Natural Gas	3.7%
Sewer	4.8%
Water	24.1%
Total:	100.0%

Filters: Cost Center Name Not Equal To DoNotReport; Billing Period Equal To 201609All Meter CodesAll Group Names

**el Paso**

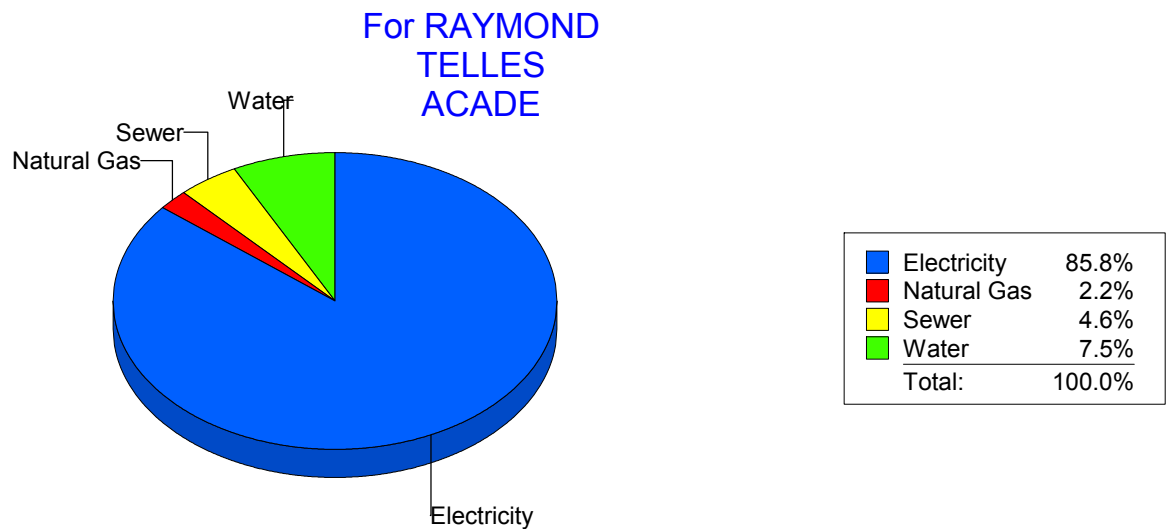
Energy CAP

Cost Avoidance Program

**Cost Summary Graph**

Grouped by Energy Type

Energy Type	Use	Units	Meter Cost	Special Charges	Total Cost	Avg Unit Cost	% of Total Cost
Site: RAYMOND TELLES ACADE - RAYMOND TELLES ACADE							
Electricity	43,800	KWH	\$4,888.86	\$0.00	\$4,888.86	0.1116	85.82%
Natural Gas	15	CCF	\$123.45	\$0.00	\$123.45	8.2300	2.17%
Water	100	CCF	\$425.24	\$0.00	\$425.24	4.2524	7.46%
Sewer	49	CCF	\$259.27	\$0.00	\$259.27	5.2912	4.55%
Total Cost:			\$5,696.82	\$0.00	\$5,696.82		



Filters: Cost Center Name Not Equal To DoNotReport; Billing Period Equal To 201609All Meter CodesAll Group Names

# elpaso

Energy CAP

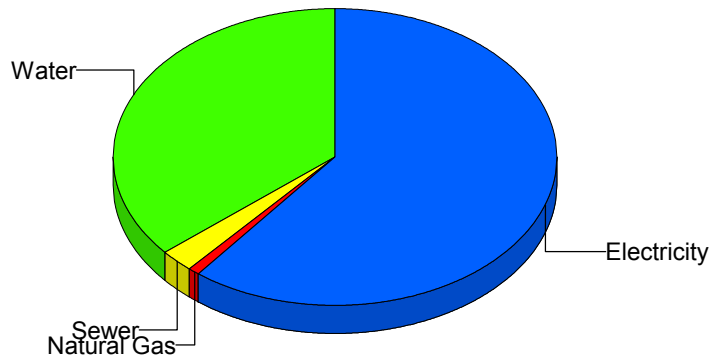
Cost Avoidance Program

## Cost Summary Graph

Grouped by Energy Type

Energy Type	Use	Units	Meter Cost	Special Charges	Total Cost	Avg Unit Cost	% of Total Cost
Site: RICHARDSON MIDDLE - RICHARDSON MIDDLE							
Electricity	141,000	KWH	\$16,209.98	\$0.00	\$16,209.98	0.1150	60.44%
Natural Gas	301	CCF	\$260.76	\$0.00	\$260.76	0.8663	0.97%
Water	1,703	CCF	\$9,699.12	\$0.00	\$9,699.12	5.6953	36.16%
Sewer	287	CCF	\$651.97	\$0.00	\$651.97	2.2717	2.43%
Total Cost:			\$26,821.83	\$0.00	\$26,821.83		

For  
RICHARDSON  
MIDDLE



Electricity	60.4%
Natural Gas	1.0%
Sewer	2.4%
Water	36.2%
Total:	100.0%

Filters: Cost Center Name Not Equal To DoNotReport; Billing Period Equal To 201609All Meter CodesAll Group Names

# elpaso

Energy CAP

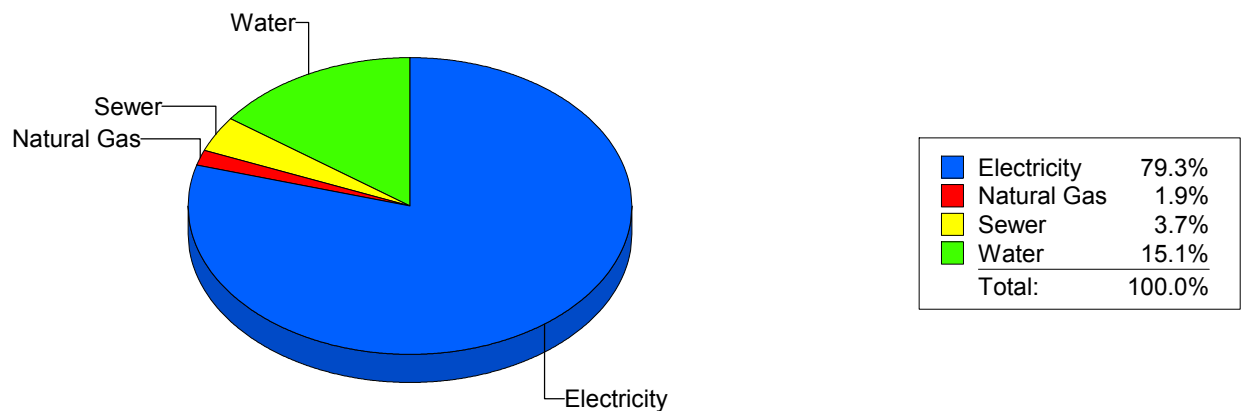
Cost Avoidance Program

## Cost Summary Graph

Grouped by Energy Type

Energy Type	Use	Units	Meter Cost	Special Charges	Total Cost	Avg Unit Cost	% of Total Cost
Site: RIVERA ELEMENTARY - RIVERA ELEMENTARY							
Electricity	69,600	KWH	\$9,198.43	\$0.00	\$9,198.43	0.1322	79.33%
Natural Gas	216	CCF	\$216.84	\$0.00	\$216.84	1.0039	1.87%
Water	452	CCF	\$1,754.96	\$0.00	\$1,754.96	3.8827	15.14%
Sewer	149	CCF	\$424.27	\$0.00	\$424.27	2.8474	3.66%
Total Cost:			\$11,594.50	\$0.00	\$11,594.50		

For RIVERA  
ELEMENTARY



Filters: Cost Center Name Not Equal To DoNotReport; Billing Period Equal To 201609All Meter CodesAll Group Names

# elpaso

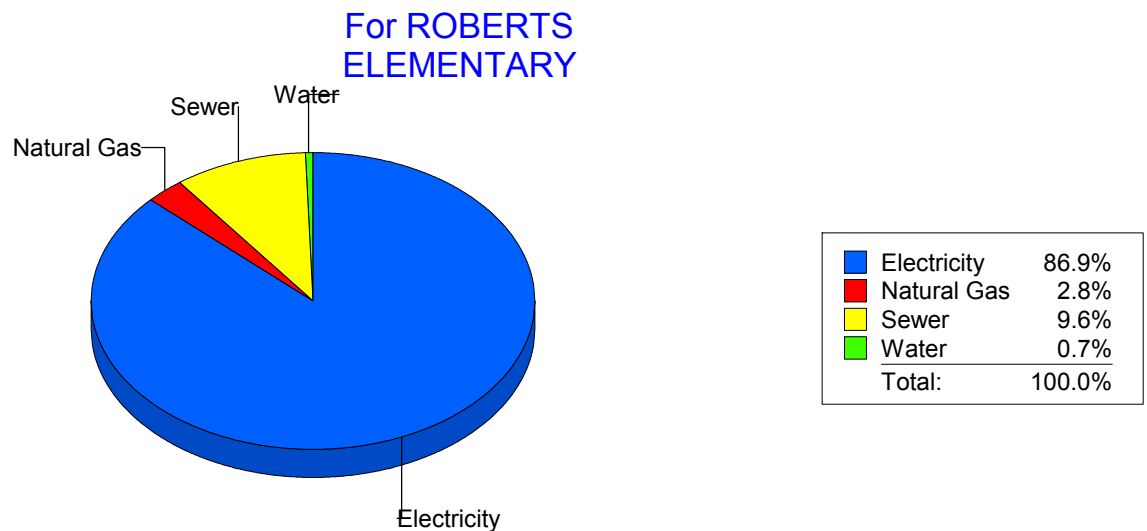
Energy CAP

Cost Avoidance Program

## Cost Summary Graph

Grouped by Energy Type

Energy Type	Use	Units	Meter Cost	Special Charges	Total Cost	Avg Unit Cost	% of Total Cost
Site: ROBERTS ELEMENTARY - ROBERTS ELEMENTARY							
Electricity	51,260	KWH	\$5,949.41	\$0.00	\$5,949.41	0.1161	86.94%
Natural Gas	165	CCF	\$190.51	\$0.00	\$190.51	1.1546	2.78%
Water	7	CCF	\$45.95	\$0.00	\$45.95	6.5643	0.67%
Sewer	290	CCF	\$656.92	\$0.00	\$656.92	2.2652	9.60%
Total Cost:			\$6,842.79	\$0.00	\$6,842.79		



Filters: Cost Center Name Not Equal To DoNotReport; Billing Period Equal To 201609All Meter CodesAll Group Names

# elpaso

Energy CAP

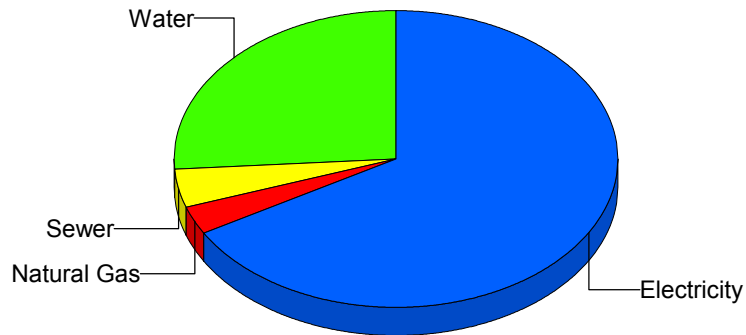
Cost Avoidance Program

## Cost Summary Graph

Grouped by Energy Type

Energy Type	Use	Units	Meter Cost	Special Charges	Total Cost	Avg Unit Cost	% of Total Cost
Site: ROSA GUERRERO ELEMEN - ROSA GUERRERO ELEMEN							
Electricity	55,200	KWH	\$7,224.60	\$0.00	\$7,224.60	0.1309	66.55%
Natural Gas	220	CCF	\$336.45	\$0.00	\$336.45	1.5293	3.10%
Water	593	CCF	\$2,831.26	\$0.00	\$2,831.26	4.7745	26.08%
Sewer	124	CCF	\$463.73	\$0.00	\$463.73	3.7398	4.27%
Total Cost:			\$10,856.04	\$0.00	\$10,856.04		

For ROSA  
GUERRERO  
ELEMEN



Electricity	66.5%
Natural Gas	3.1%
Sewer	4.3%
Water	26.1%
Total:	100.0%

Filters: Cost Center Name Not Equal To DoNotReport; Billing Period Equal To 201609All Meter CodesAll Group Names

# elpaso

Energy CAP

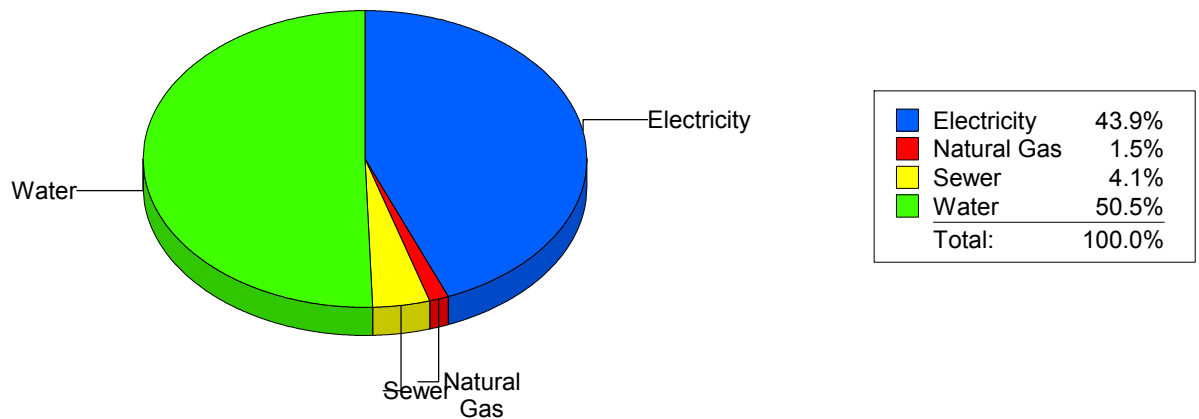
Cost Avoidance Program

## Cost Summary Graph

Grouped by Energy Type

Energy Type	Use	Units	Meter Cost	Special Charges	Total Cost	Avg Unit Cost	% of Total Cost
Site: ROSS MIDDLE SCHOOL - ROSS MIDDLE SCHOOL							
Electricity	71,882	KWH	\$9,925.95	\$0.00	\$9,925.95	0.1381	43.88%
Natural Gas	450	CCF	\$337.75	\$0.00	\$337.75	0.7506	1.49%
Water	2,468	CCF	\$11,430.71	\$0.00	\$11,430.71	4.6316	50.53%
Sewer	454	CCF	\$927.52	\$0.00	\$927.52	2.0430	4.10%
Total Cost:			\$22,621.93	\$0.00	\$22,621.93		

For ROSS  
MIDDLE  
SCHOOL



Filters: Cost Center Name Not Equal To DoNotReport; Billing Period Equal To 201609All Meter CodesAll Group Names

# elpaso

Energy CAP

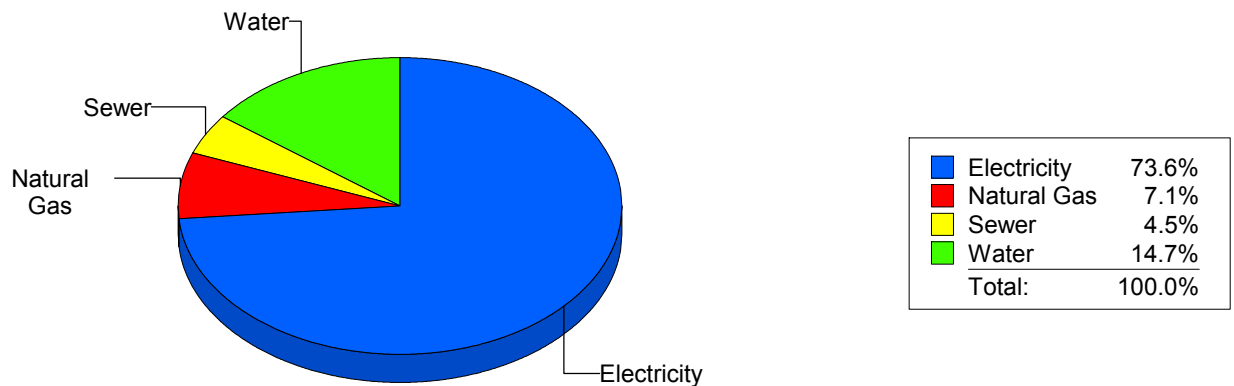
Cost Avoidance Program

## Cost Summary Graph

Grouped by Energy Type

Energy Type	Use	Units	Meter Cost	Special Charges	Total Cost	Avg Unit Cost	% of Total Cost
Site: RUSK ELEMENTARY - RUSK ELEMENTARY							
Electricity	32,758	KWH	\$4,351.34	\$0.00	\$4,351.34	0.1328	73.58%
Natural Gas	158	CCF	\$421.95	\$0.00	\$421.95	2.6706	7.13%
Water	200	CCF	\$872.04	\$0.00	\$872.04	4.3602	14.75%
Sewer	57	CCF	\$268.57	\$0.00	\$268.57	4.7118	4.54%
Total Cost:			\$5,913.90	\$0.00	\$5,913.90		

For RUSK  
ELEMENTARY



Filters: Cost Center Name Not Equal To DoNotReport; Billing Period Equal To 201609All Meter CodesAll Group Names



# elpaso

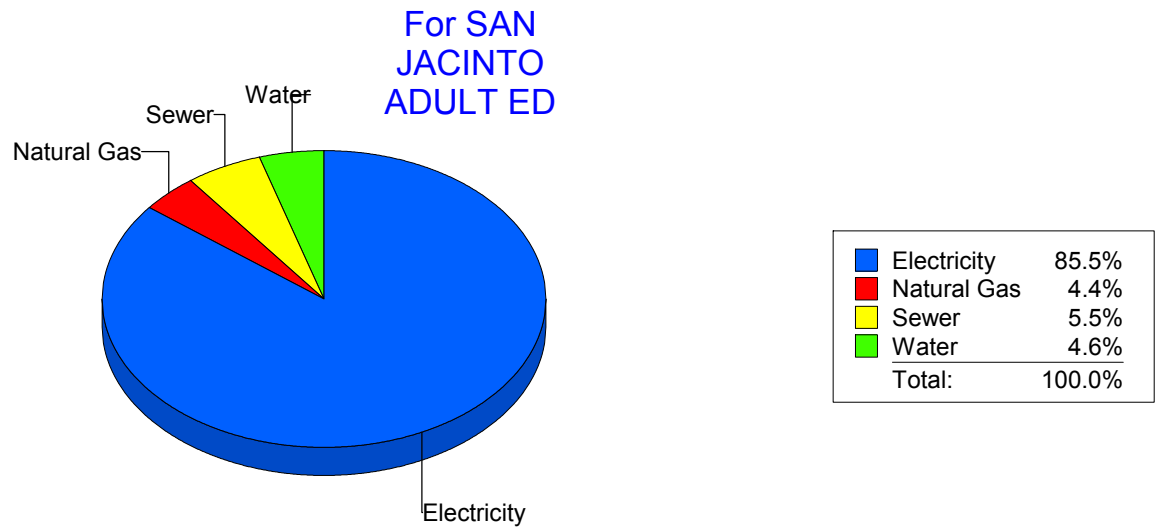
Energy CAP

Cost Avoidance Program

## Cost Summary Graph

Grouped by Energy Type

Energy Type	Use	Units	Meter Cost	Special Charges	Total Cost	Avg Unit Cost	% of Total Cost
Site: SAN JACINTO ADULT ED - SAN JACINTO ADULT ED							
Electricity	12,800	KWH	\$2,294.08	\$0.00	\$2,294.08	0.1792	85.47%
Natural Gas	0	CCF	\$117.53	\$0.00	\$117.53	0.0000	4.38%
Water	23	CCF	\$123.99	\$0.00	\$123.99	5.3909	4.62%
Sewer	41	CCF	\$148.36	\$0.00	\$148.36	3.6185	5.53%
Total Cost:			\$2,683.96	\$0.00	\$2,683.96		



Filters: Cost Center Name Not Equal To DoNotReport; Billing Period Equal To 201609All Meter CodesAll Group Names

# elpaso

Energy CAP

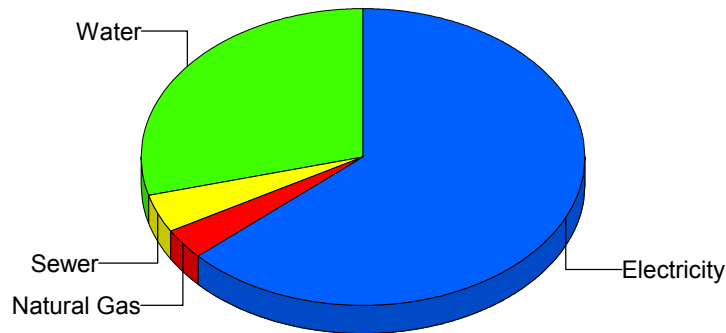
Cost Avoidance Program

## Cost Summary Graph

Grouped by Energy Type

Energy Type	Use	Units	Meter Cost	Special Charges	Total Cost	Avg Unit Cost	% of Total Cost
Site: SCHUSTER ELEMENTARY - SCHUSTER ELEMENTARY							
Electricity	23,177	KWH	\$2,891.58	\$0.00	\$2,891.58	0.1248	63.43%
Natural Gas	88	CCF	\$152.19	\$0.00	\$152.19	1.7294	3.34%
Water	295	CCF	\$1,327.13	\$0.00	\$1,327.13	4.4987	29.11%
Sewer	65	CCF	\$187.96	\$0.00	\$187.96	2.8917	4.12%
Total Cost:			\$4,558.86	\$0.00	\$4,558.86		

For  
SCHUSTER  
ELEMENTARY



Electricity	63.4%
Natural Gas	3.3%
Sewer	4.1%
Water	29.1%
Total:	100.0%

Filters: Cost Center Name Not Equal To DoNotReport; Billing Period Equal To 201609All Meter CodesAll Group Names

# elpaso

Energy CAP

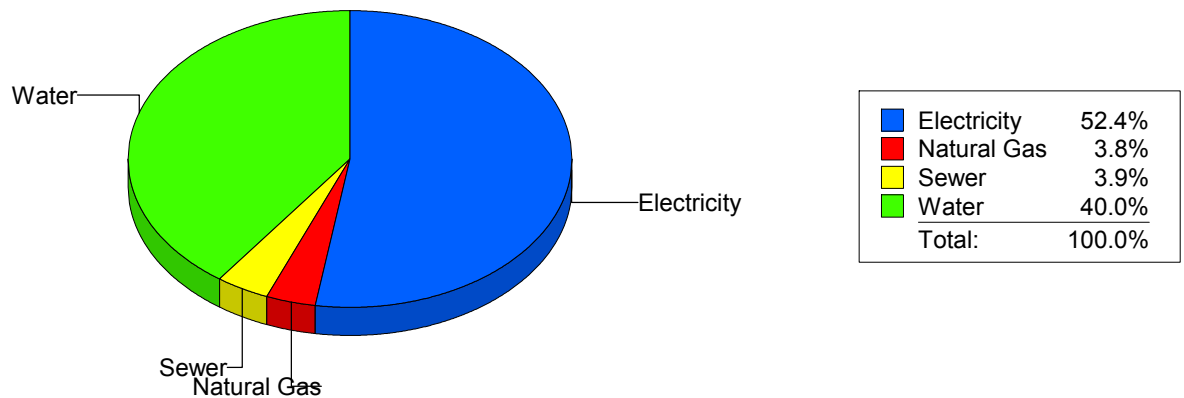
Cost Avoidance Program

## Cost Summary Graph

Grouped by Energy Type

Energy Type	Use	Units	Meter Cost	Special Charges	Total Cost	Avg Unit Cost	% of Total Cost
Site: STANTON ELEMENTARY - STANTON ELEMENTARY							
Electricity	29,052	KWH	\$4,480.22	\$0.00	\$4,480.22	0.1542	52.38%
Natural Gas	191	CCF	\$321.45	\$0.00	\$321.45	1.6830	3.76%
Water	689	CCF	\$3,419.62	\$0.00	\$3,419.62	4.9632	39.98%
Sewer	113	CCF	\$331.31	\$0.00	\$331.31	2.9319	3.87%
Total Cost:			\$8,552.60	\$0.00	\$8,552.60		

For STANTON  
ELEMENTARY



Filters: Cost Center Name Not Equal To DoNotReport; Billing Period Equal To 201609All Meter CodesAll Group Names

# elpaso

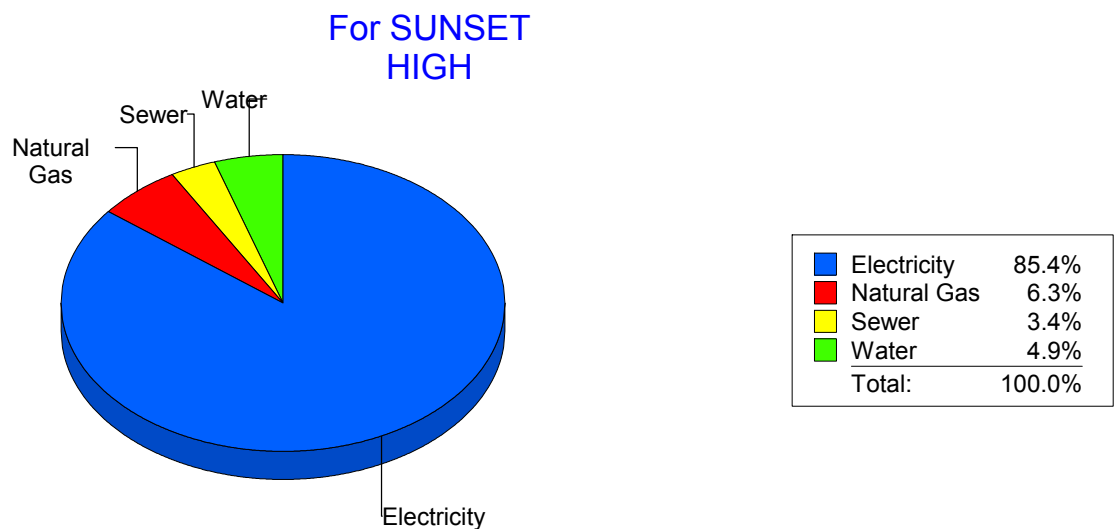
Energy CAP

Cost Avoidance Program

## Cost Summary Graph

Grouped by Energy Type

Energy Type	Use	Units	Meter Cost	Special Charges	Total Cost	Avg Unit Cost	% of Total Cost
Site: SUNSET HIGH - SUNSET HIGH							
Electricity	25,600	KWH	\$3,049.78	\$0.00	\$3,049.78	0.1191	85.42%
Natural Gas	232	CCF	\$225.12	\$0.00	\$225.12	0.9703	6.31%
Water	45	CCF	\$175.15	\$0.00	\$175.15	3.8922	4.91%
Sewer	24	CCF	\$120.31	\$0.00	\$120.31	5.0129	3.37%
Total Cost:			\$3,570.36	\$0.00	\$3,570.36		



Filters: Cost Center Name Not Equal To DoNotReport; Billing Period Equal To 201609All Meter CodesAll Group Names

# elpaso

Energy CAP

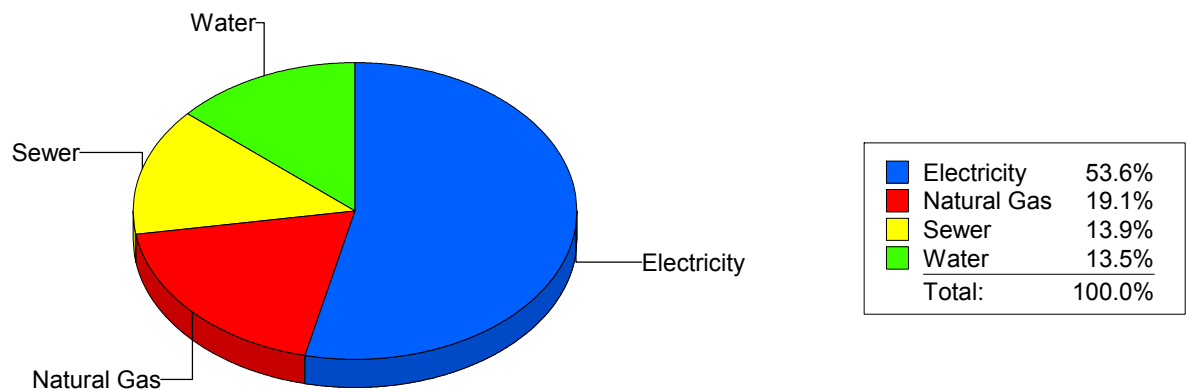
Cost Avoidance Program

## Cost Summary Graph

Grouped by Energy Type

Energy Type	Use	Units	Meter Cost	Special Charges	Total Cost	Avg Unit Cost	% of Total Cost
Site: TENNISCENTER - TENNIS CENTER							
Electricity	131 KWH		\$330.15	\$0.00	\$330.15	2.5202	53.56%
Natural Gas	0 CCF		\$117.53	\$0.00	\$117.53	0.0000	19.07%
Water	1 CCF		\$83.07	\$0.00	\$83.07	83.0700	13.48%
Sewer	3 CCF		\$85.66	\$0.00	\$85.66	28.5533	13.90%
Total Cost:			\$616.41	\$0.00	\$616.41		

For TENNIS  
CENTER



Filters: Cost Center Name Not Equal To DoNotReport; Billing Period Equal To 201609All Meter CodesAll Group Names

**elpaso**

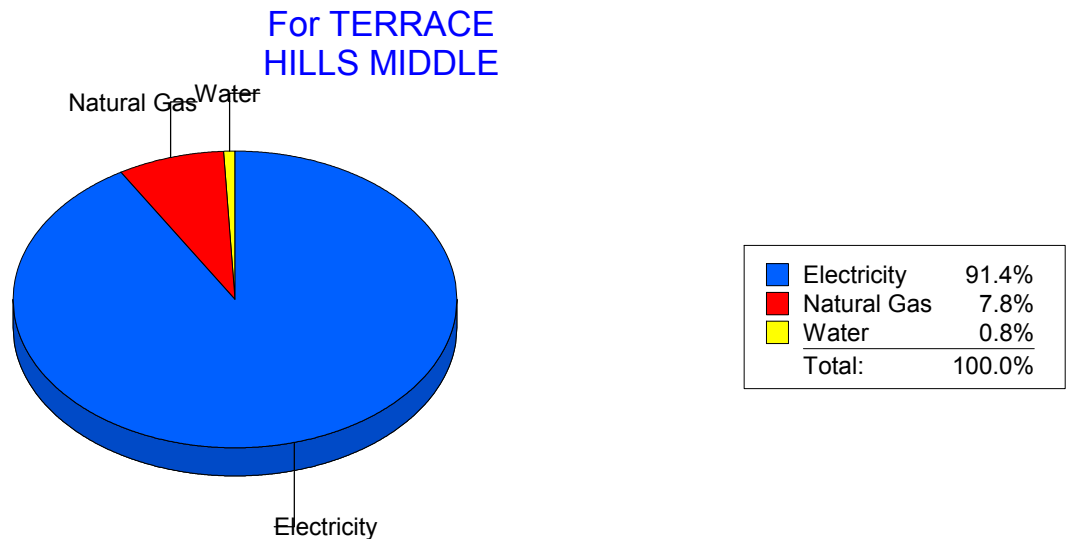
Energy CAP

Cost Avoidance Program

**Cost Summary Graph**

Grouped by Energy Type

Energy Type	Use	Units	Meter Cost	Special Charges	Total Cost	Avg Unit Cost	% of Total Cost
Site: TERRACE HILLS MIDDLE - TERRACE HILLS MIDDLE							
Electricity	42,600	KWH	\$5,373.32	\$0.00	\$5,373.32	0.1261	91.42%
Natural Gas	478	CCF	\$457.37	\$0.00	\$457.37	0.9568	7.78%
Water	0	CCF	\$47.14	\$0.00	\$47.14	0.0000	0.80%
Total Cost:			\$5,877.83	\$0.00	\$5,877.83		



Filters: Cost Center Name Not Equal To DoNotReport; Billing Period Equal To 201609All Meter CodesAll Group Names

# elpaso

Energy CAP

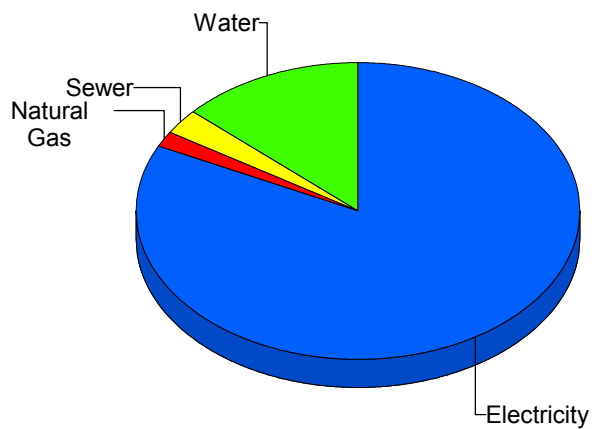
Cost Avoidance Program

## Cost Summary Graph

Grouped by Energy Type

Energy Type	Use	Units	Meter Cost	Special Charges	Total Cost	Avg Unit Cost	% of Total Cost
Site: TIPPIN - TIPPIN ELEMENTARY							
Electricity	116,760	KWH	\$13,742.09	\$0.00	\$13,742.09	0.1177	82.33%
Natural Gas	289	CCF	\$254.65	\$0.00	\$254.65	0.8811	1.53%
Water	373	CCF	\$2,242.98	\$0.00	\$2,242.98	6.0134	13.44%
Sewer	166	CCF	\$452.32	\$0.00	\$452.32	2.7248	2.71%
Total Cost:			\$16,692.04	\$0.00	\$16,692.04		

For TIPPIN  
ELEMENTARY



Electricity	82.3%
Natural Gas	1.5%
Sewer	2.7%
Water	13.4%
Total:	100.0%

Filters: Cost Center Name Not Equal To DoNotReport; Billing Period Equal To 201609All Meter CodesAll Group Names

# elpaso

Energy CAP

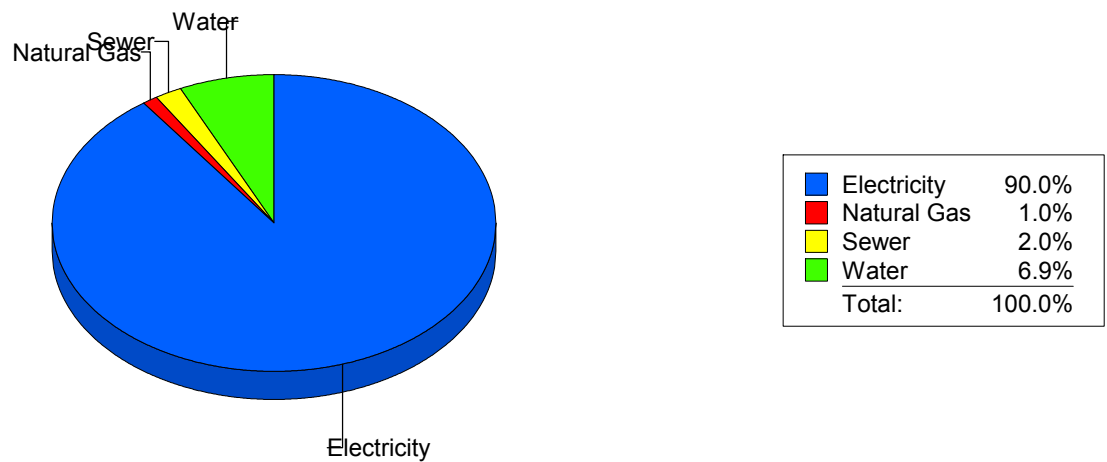
Cost Avoidance Program

## Cost Summary Graph

Grouped by Energy Type

Energy Type	Use	Units	Meter Cost	Special Charges	Total Cost	Avg Unit Cost	% of Total Cost
Site: TOMLEA - TOM LEA							
Electricity	120,680	KWH	\$16,160.66	\$0.00	\$16,160.66	0.1339	90.04%
Natural Gas	161	CCF	\$188.44	\$0.00	\$188.44	1.1704	1.05%
Water	328	CCF	\$1,234.43	\$0.00	\$1,234.43	3.7635	6.88%
Sewer	113	CCF	\$364.87	\$0.00	\$364.87	3.2289	2.03%
Total Cost:			\$17,948.40	\$0.00	\$17,948.40		

For TOM LEA



Filters: Cost Center Name Not Equal To DoNotReport; Billing Period Equal To 201609All Meter CodesAll Group Names



**elpaso**

Energy CAP

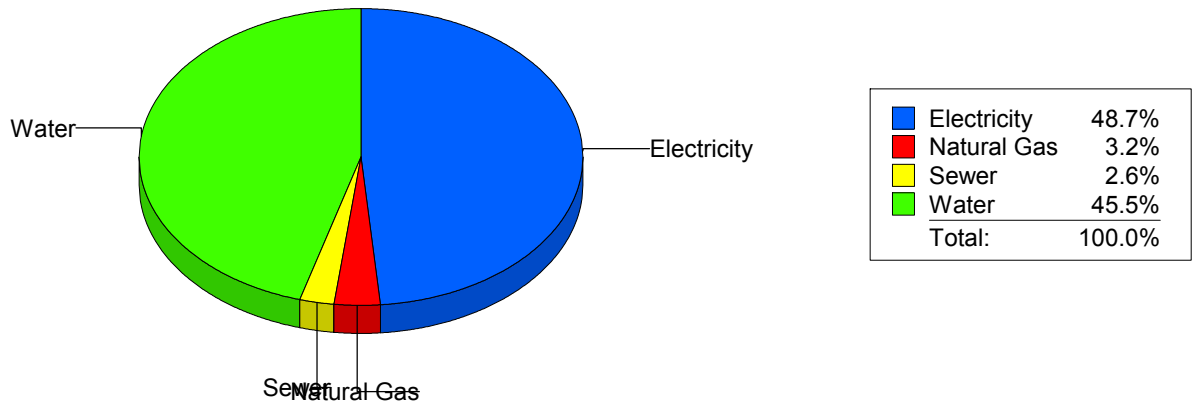
Cost Avoidance Program

**Cost Summary Graph**

Grouped by Energy Type

Energy Type	Use	Units	Meter Cost	Special Charges	Total Cost	Avg Unit Cost	% of Total Cost
Site: TRAVIS ELEMENTARY SC - TRAVIS ELEMENTARY SC							
Electricity	36,259	KWH	\$4,648.78	\$0.00	\$4,648.78	0.1282	48.69%
Natural Gas	160	CCF	\$305.46	\$0.00	\$305.46	1.9091	3.20%
Water	785	CCF	\$4,343.30	\$0.00	\$4,343.30	5.5329	45.49%
Sewer	64	CCF	\$250.46	\$0.00	\$250.46	3.9134	2.62%
Total Cost:			\$9,548.00	\$0.00	\$9,548.00		

For TRAVIS  
ELEMENTARY  
SC



Filters: Cost Center Name Not Equal To DoNotReport; Billing Period Equal To 201609All Meter CodesAll Group Names

**elpaso**

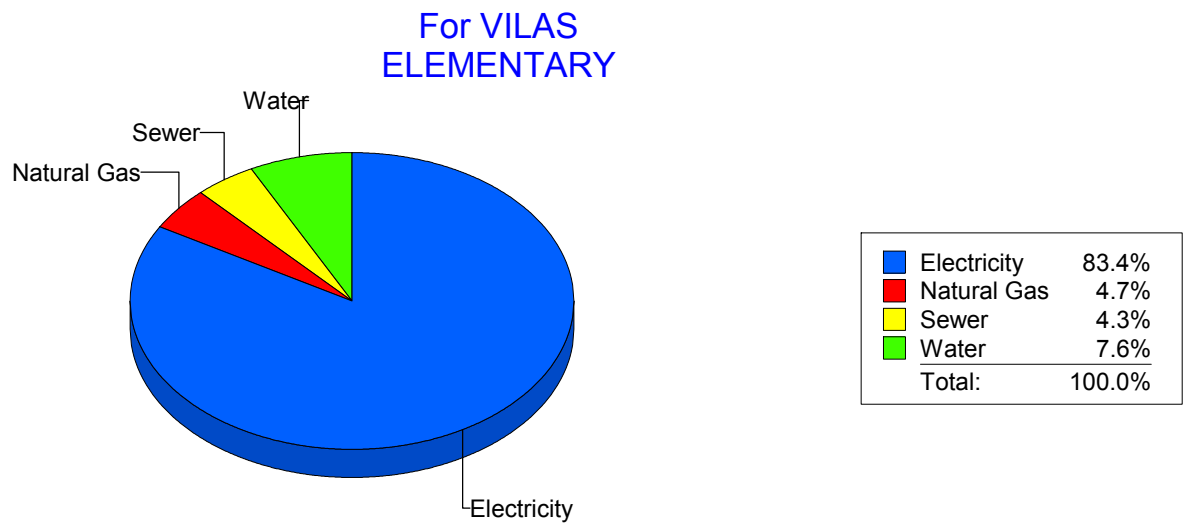
Energy CAP

Cost Avoidance Program

**Cost Summary Graph**

Grouped by Energy Type

Energy Type	Use	Units	Meter Cost	Special Charges	Total Cost	Avg Unit Cost	% of Total Cost
Site: VILAS ELEMENTARY - VILAS ELEMENTARY							
Electricity	61,781	KWH	\$9,204.00	\$0.00	\$9,204.00	0.1490	83.41%
Natural Gas	336	CCF	\$513.67	\$0.00	\$513.67	1.5288	4.65%
Water	196	CCF	\$842.84	\$0.00	\$842.84	4.3002	7.64%
Sewer	92	CCF	\$474.64	\$0.00	\$474.64	5.1591	4.30%
Total Cost:			\$11,035.15	\$0.00	\$11,035.15		



Filters: Cost Center Name Not Equal To DoNotReport; Billing Period Equal To 201609All Meter CodesAll Group Names

# elpaso

Energy CAP

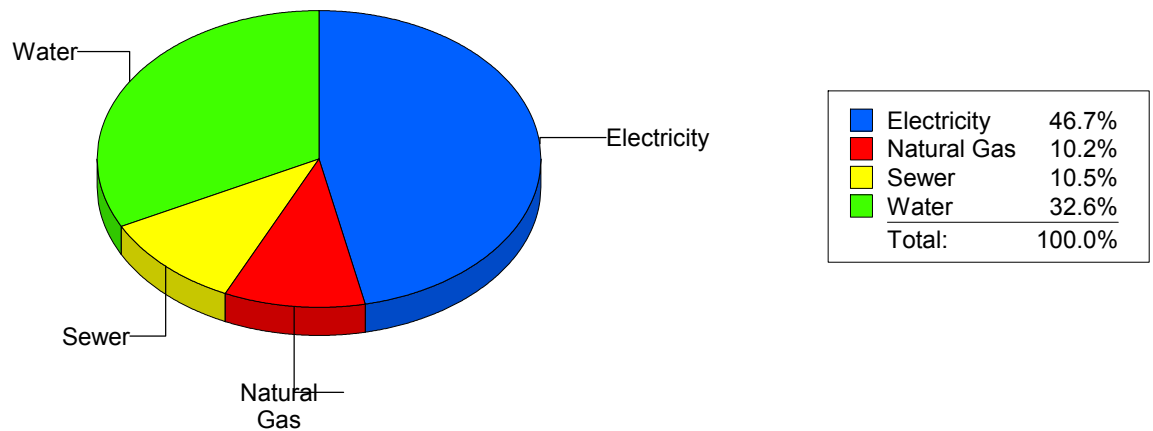
Cost Avoidance Program

## Cost Summary Graph

Grouped by Energy Type

Energy Type	Use	Units	Meter Cost	Special Charges	Total Cost	Avg Unit Cost	% of Total Cost
Site: WAINWRIGHT ELEMENTAR - WAINWRIGHT ELEMENTAR							
Electricity	9,438	KWH	\$1,074.75	\$0.00	\$1,074.75	0.1139	46.70%
Natural Gas	0	CCF	\$235.06	\$0.00	\$235.06	0.0000	10.21%
Water	181	CCF	\$749.40	\$0.00	\$749.40	4.1403	32.56%
Sewer	49	CCF	\$242.27	\$0.00	\$242.27	4.9443	10.53%
Total Cost:			\$2,301.48	\$0.00	\$2,301.48		

For  
WAINWRIGHT  
ELEMENTAR



Filters: Cost Center Name Not Equal To DoNotReport; Billing Period Equal To 201609All Meter CodesAll Group Names

# elpaso

Energy CAP

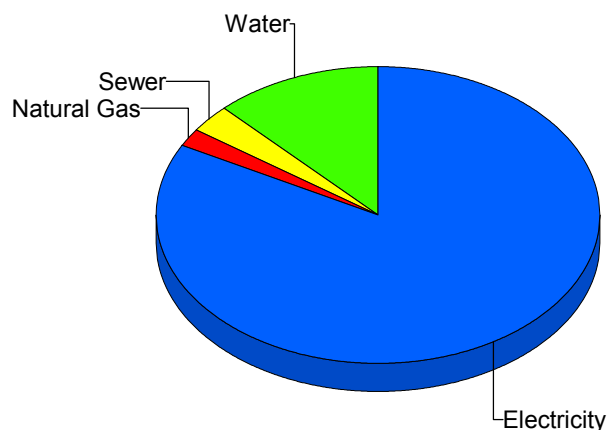
Cost Avoidance Program

## Cost Summary Graph

Grouped by Energy Type

Energy Type	Use	Units	Meter Cost	Special Charges	Total Cost	Avg Unit Cost	% of Total Cost
Site: WESTERN HILLS ELEMEN - WESTERN HILLS ELEMEN							
Electricity	75,480	KWH	\$10,575.27	\$0.00	\$10,575.27	0.1401	82.65%
Natural Gas	300	CCF	\$260.26	\$0.00	\$260.26	0.8675	2.03%
Water	474	CCF	\$1,572.48	\$0.00	\$1,572.48	3.3175	12.29%
Sewer	64	CCF	\$387.00	\$0.00	\$387.00	6.0469	3.02%
Total Cost:			\$12,795.01	\$0.00	\$12,795.01		

For WESTERN  
HILLS ELEMEN



Electricity	82.7%
Natural Gas	2.0%
Sewer	3.0%
Water	12.3%
Total:	100.0%

Filters: Cost Center Name Not Equal To DoNotReport; Billing Period Equal To 201609All Meter CodesAll Group Names

el Paso

Energy CAP

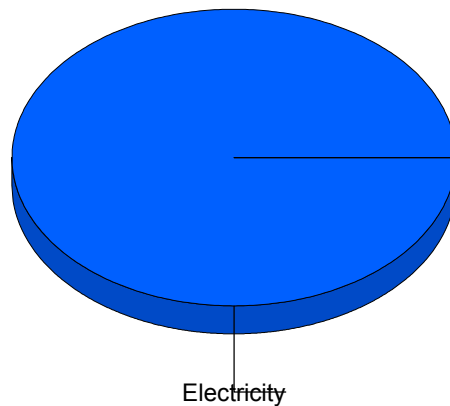
Cost Avoidance Program

## Cost Summary Graph

Grouped by Energy Type

Energy Type	Use	Units	Meter Cost	Special Charges	Total Cost	Avg Unit Cost	% of Total Cost
Site: WESTSIDE TRANSPORTAT - WESTSIDE TRANSPORTAT							
Electricity	3,265	KWH	\$464.42	\$0.00	\$464.42	0.1422	100.00%
Total Cost:			\$464.42	\$0.00	\$464.42		

For WESTSIDE  
TRANSPORTAT



■ Electricity	100.0%
Total:	100.0%

Filters: Cost Center Name Not Equal To DoNotReport; Billing Period Equal To 201609All Meter CodesAll Group Names

# elpaso

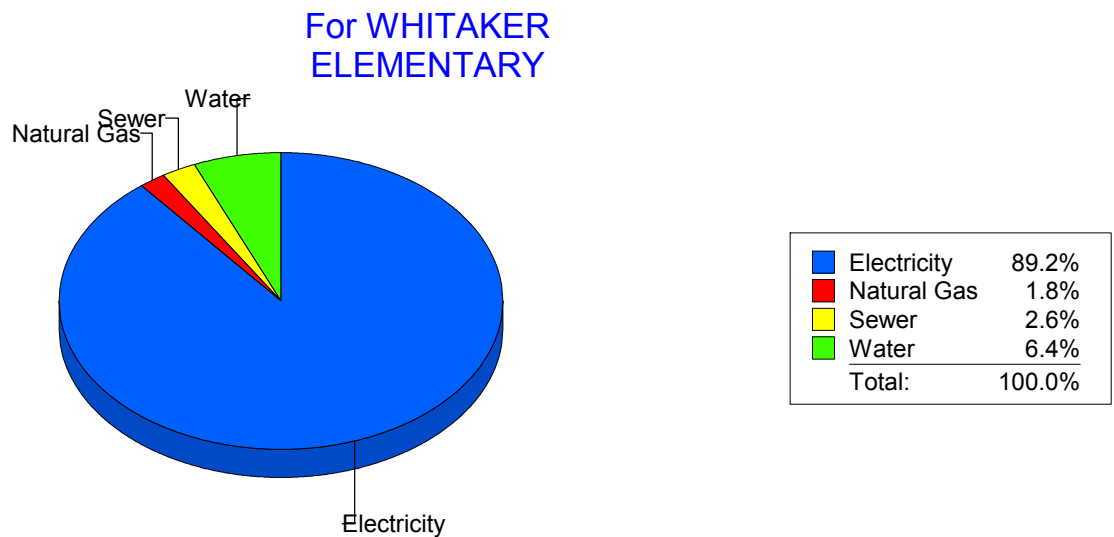
Energy CAP

Cost Avoidance Program

## Cost Summary Graph

Grouped by Energy Type

Energy Type	Use	Units	Meter Cost	Special Charges	Total Cost	Avg Unit Cost	% of Total Cost
Site: WHITAKER ELEMENTARY - WHITAKER ELEMENTARY							
Electricity	85,800	KWH	\$11,108.91	\$0.00	\$11,108.91	0.1295	89.25%
Natural Gas	224	CCF	\$220.98	\$0.00	\$220.98	0.9865	1.78%
Water	210	CCF	\$793.95	\$0.00	\$793.95	3.7807	6.38%
Sewer	88	CCF	\$323.62	\$0.00	\$323.62	3.6775	2.60%
Total Cost:			\$12,447.46	\$0.00	\$12,447.46		



Filters: Cost Center Name Not Equal To DoNotReport; Billing Period Equal To 201609All Meter CodesAll Group Names

**elpaso**

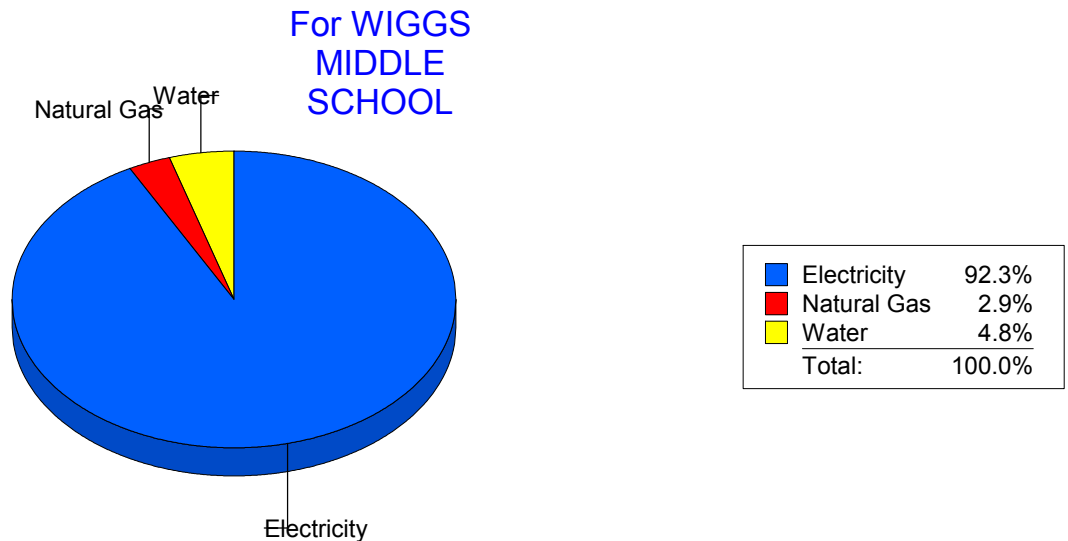
Energy CAP

Cost Avoidance Program

**Cost Summary Graph**

Grouped by Energy Type

Energy Type	Use	Units	Meter Cost	Special Charges	Total Cost	Avg Unit Cost	% of Total Cost
Site: WIGGS MIDDLE SCHOOL - WIGGS MIDDLE SCHOOL							
Electricity	70,540	KWH	\$8,753.88	\$0.00	\$8,753.88	0.1241	92.27%
Natural Gas	333	CCF	\$277.30	\$0.00	\$277.30	0.8327	2.92%
Water	88	CCF	\$455.89	\$0.00	\$455.89	5.1806	4.81%
Total Cost:			\$9,487.07	\$0.00	\$9,487.07		



Filters: Cost Center Name Not Equal To DoNotReport; Billing Period Equal To 201609All Meter CodesAll Group Names

# elpaso

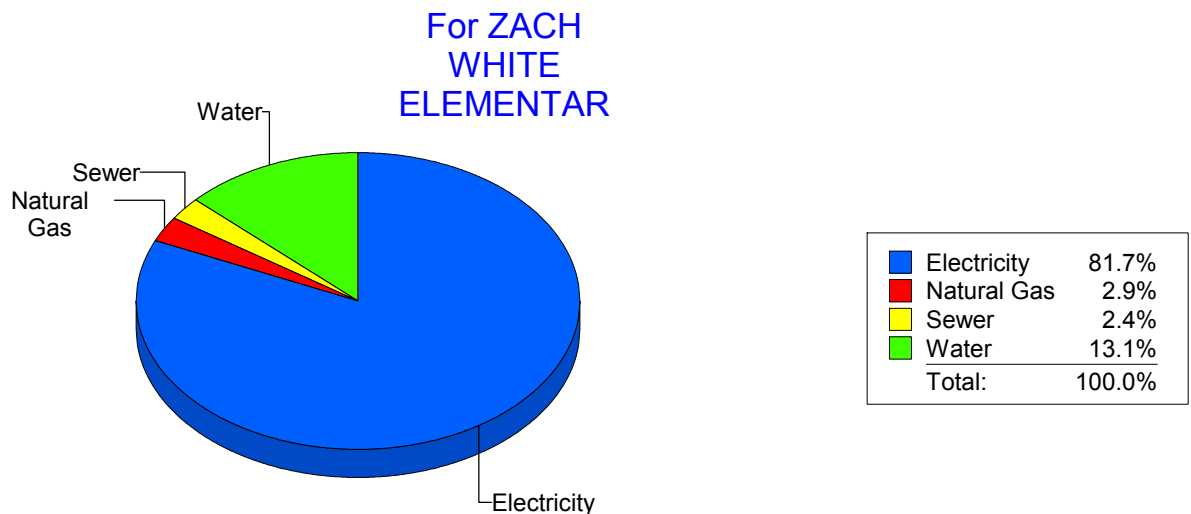
Energy CAP

Cost Avoidance Program

## Cost Summary Graph

Grouped by Energy Type

Energy Type	Use	Units	Meter Cost	Special Charges	Total Cost	Avg Unit Cost	% of Total Cost
Site: ZACH WHITE ELEMENTAR - ZACH WHITE ELEMENTAR							
Electricity	71,700	KWH	\$10,096.45	\$0.00	\$10,096.45	0.1408	81.69%
Natural Gas	253	CCF	\$353.50	\$0.00	\$353.50	1.3972	2.86%
Water	472	CCF	\$1,617.74	\$0.00	\$1,617.74	3.4274	13.09%
Sewer	79	CCF	\$291.77	\$0.00	\$291.77	3.6933	2.36%
Total Cost:			\$12,359.46	\$0.00	\$12,359.46		



Filters: Cost Center Name Not Equal To DoNotReport; Billing Period Equal To 201609All Meter CodesAll Group Names



# elpaso

Energy CAP

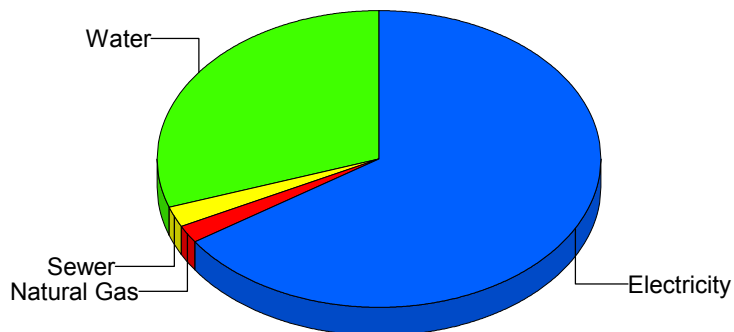
Cost Avoidance Program

## Cost Summary Graph

Grouped by Energy Type

Energy Type	Use	Units	Meter Cost	Special Charges	Total Cost	Avg Unit Cost	% of Total Cost
Site: ZAVALA ELEMENTARY SC - ZAVALA ELEMENTARY SC							
Electricity	39,250	KWH	\$4,430.92	\$0.00	\$4,430.92	0.1129	65.55%
Natural Gas	59	CCF	\$140.77	\$0.00	\$140.77	2.3859	2.08%
Water	367	CCF	\$2,039.97	\$0.00	\$2,039.97	5.5585	30.18%
Sewer	41	CCF	\$148.36	\$0.00	\$148.36	3.6185	2.19%
Total Cost:			\$6,760.02	\$0.00	\$6,760.02		

For ZAVALA  
ELEMENTARY  
SC



Electricity	65.5%
Natural Gas	2.1%
Sewer	2.2%
Water	30.2%
Total:	100.0%

Filters: Cost Center Name Not Equal To DoNotReport; Billing Period Equal To 201609All Meter CodesAll Group Names

# elpaso

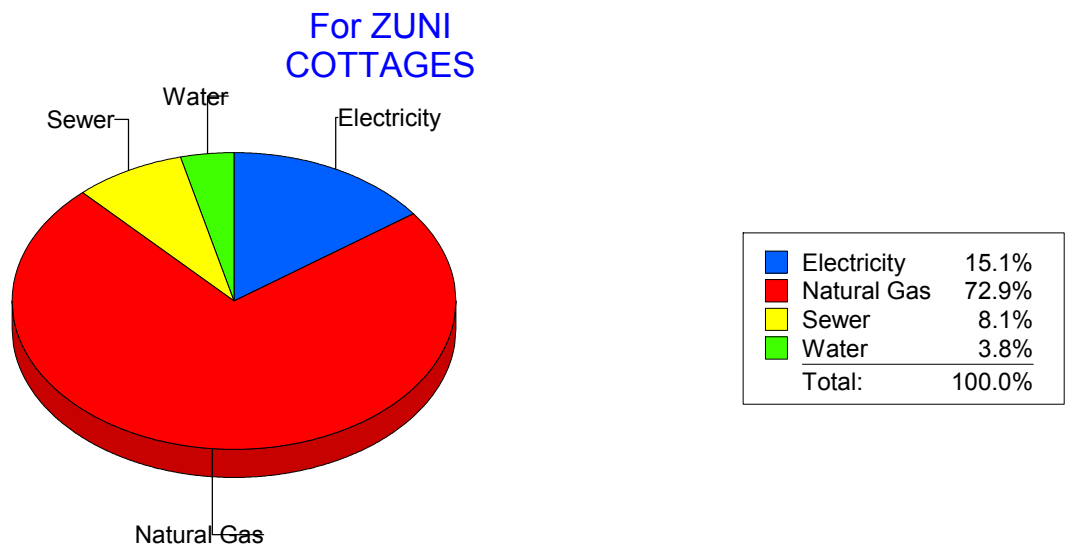
Energy CAP

Cost Avoidance Program

## Cost Summary Graph

Grouped by Energy Type

Energy Type	Use	Units	Meter Cost	Special Charges	Total Cost	Avg Unit Cost	% of Total Cost
Site: ZUNI COTTAGES - ZUNI COTTAGES							
Electricity	34 KWH		\$48.79	\$0.00	\$48.79	1.4350	15.11%
Natural Gas	1 CCF		\$235.46	\$0.00	\$235.46	235.4600	72.93%
Water	0 CCF		\$12.40	\$0.00	\$12.40	0.0000	3.84%
Sewer	0 CCF		\$26.20	\$0.00	\$26.20	0.0000	8.12%
Total Cost:			\$322.85	\$0.00	\$322.85		



Filters: Cost Center Name Not Equal To DoNotReport; Billing Period Equal To 201609All Meter CodesAll Group Names

# el Paso

Energy CAP

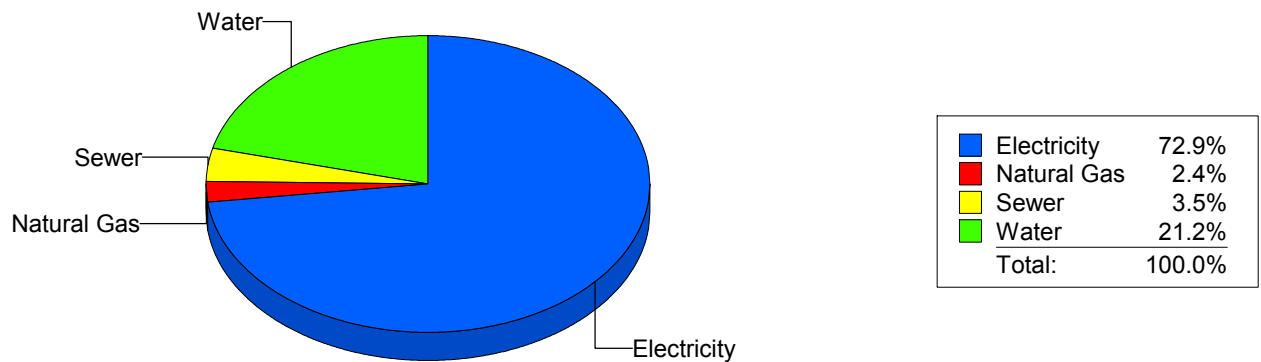
Cost Avoidance Program

## Cost Summary Graph

Grouped by Energy Type

Energy Type	Use	Units	Meter Cost	Special Charges	Total Cost	Avg Unit Cost	% of Total Cost
<b>All Sites</b>							
Electricity	8,395,137	KWH	\$1,028,292.77	\$0.00	\$1,028,292.77	0.1225	72.94%
Natural Gas	24,897	CCF	\$33,280.62	\$0.00	\$33,280.62	1.3367	2.36%
Water	73,175	CCF	\$298,206.42	\$0.00	\$298,206.42	4.0753	21.15%
Sewer	17,108	CCF	\$49,985.40	\$0.00	\$49,985.40	2.9217	3.55%
<b>Total Cost:</b>			<b>\$1,409,765.21</b>	<b>\$0.00</b>	<b>\$1,409,765.21</b>		

For All Sites



Filters: Cost Center Name Not Equal To DoNotReport; Billing Period Equal To 201609All Meter CodesAll Group Names