

elpaso

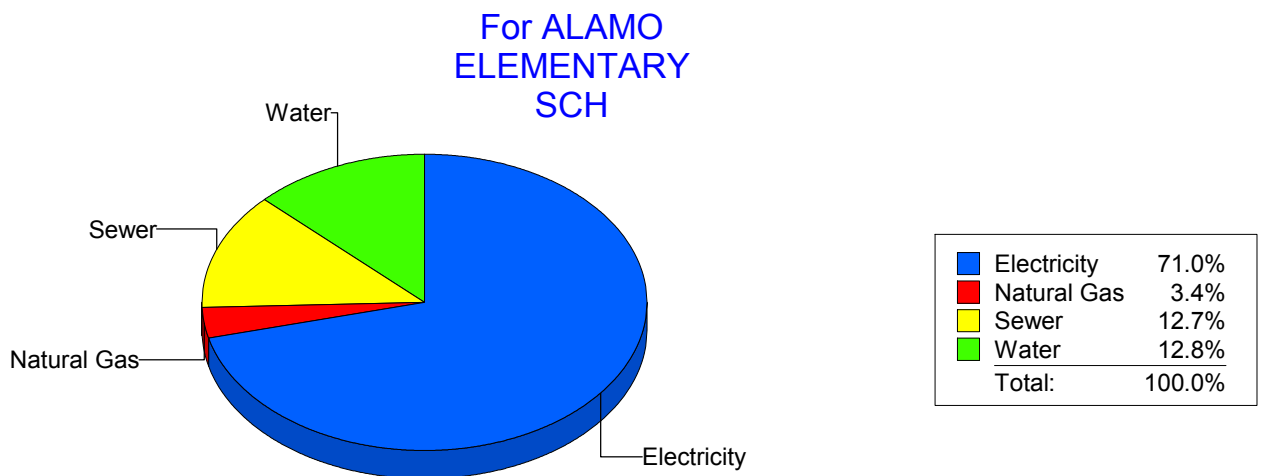
Energy CAP

Cost Avoidance Program

Cost Summary Graph

Grouped by Energy Type

Energy Type	Use	Units	Meter Cost	Special Charges	Total Cost	Avg Unit Cost	% of Total Cost
Site: ALAMO ELEMENTARY SCH - ALAMO ELEMENTARY SCH							
Electricity	8,250	KWH	\$693.83	\$0.00	\$693.83	0.0841	71.02%
Natural Gas	0	CCF	\$33.38	\$0.00	\$33.38	0.0000	3.42%
Water	0	CCF	\$125.26	\$0.00	\$125.26	0.0000	12.82%
Sewer	0	CCF	\$124.48	\$0.00	\$124.48	0.0000	12.74%
Total Cost:			\$976.95	\$0.00	\$976.95		



Filters: Cost Center Name Not Equal To DoNotReport; Billing Period Equal To 201009

elpaso

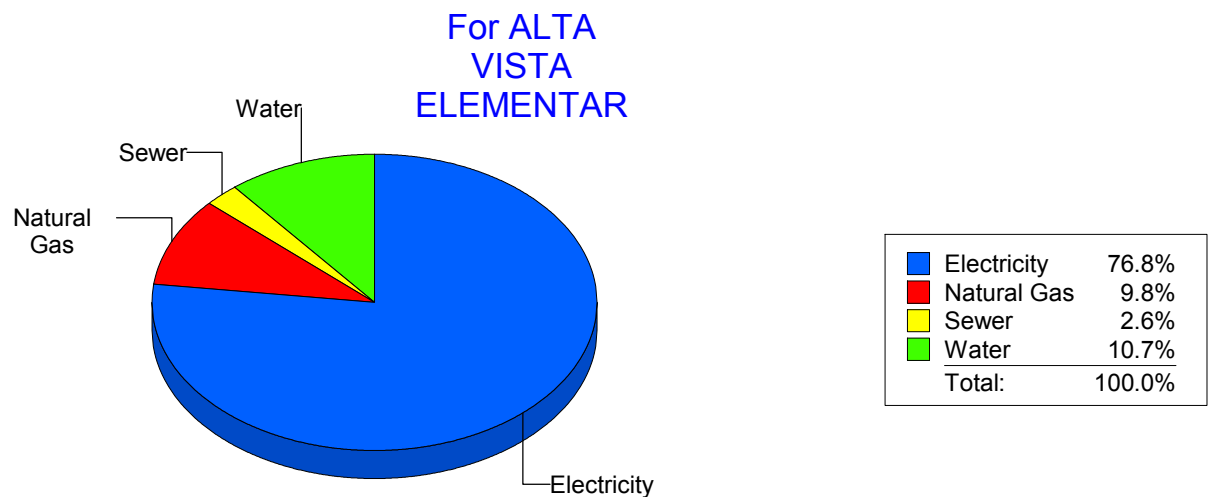
Energy CAP

Cost Avoidance Program

Cost Summary Graph

Grouped by Energy Type

Energy Type	Use	Units	Meter Cost	Special Charges	Total Cost	Avg Unit Cost	% of Total Cost
Site: ALTA VISTA ELEMENTAR - ALTA VISTA ELEMENTAR							
Electricity	40,200	KWH	\$5,226.66	\$0.00	\$5,226.66	0.1300	76.82%
Natural Gas	1,194	CCF	\$669.25	\$0.00	\$669.25	0.5605	9.84%
Water	275	CCF	\$728.68	\$0.00	\$728.68	2.6497	10.71%
Sewer	92	CCF	\$179.08	\$0.00	\$179.08	1.9465	2.63%
Total Cost:			\$6,803.67	\$0.00	\$6,803.67		



Filters: Cost Center Name Not Equal To DoNotReport; Billing Period Equal To 201009

elpaso

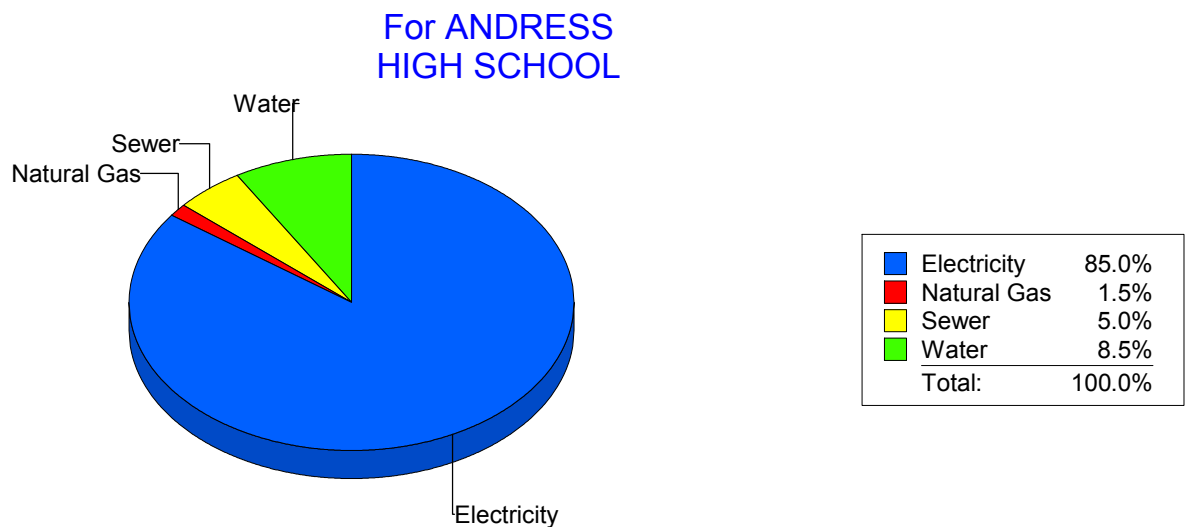
Energy CAP

Cost Avoidance Program

Cost Summary Graph

Grouped by Energy Type

Energy Type	Use	Units	Meter Cost	Special Charges	Total Cost	Avg Unit Cost	% of Total Cost
Site: ANDRESS HIGH SCHOOL - ANDRESS HIGH SCHOOL							
Electricity	250,639	KWH	\$28,864.29	\$0.00	\$28,864.29	0.1152	85.04%
Natural Gas	786	CCF	\$497.13	\$0.00	\$497.13	0.6325	1.46%
Water	1,911	CCF	\$2,896.14	\$0.00	\$2,896.14	1.5155	8.53%
Sewer	1,217	CCF	\$1,683.20	\$0.00	\$1,683.20	1.3831	4.96%
Total Cost:			\$33,940.76	\$0.00	\$33,940.76		



Filters: Cost Center Name Not Equal To DoNotReport; Billing Period Equal To 201009

elpaso

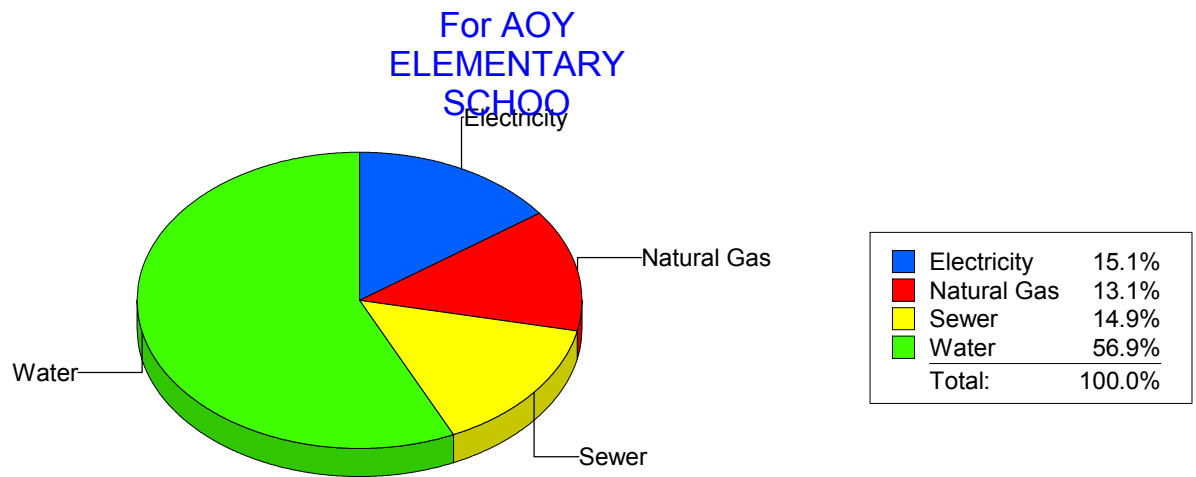
Energy CAP

Cost Avoidance Program

Cost Summary Graph

Grouped by Energy Type

Energy Type	Use	Units	Meter Cost	Special Charges	Total Cost	Avg Unit Cost	% of Total Cost
Site: AOY ELEMENTARY SCHOO - AOY ELEMENTARY SCHOO							
Electricity	2,389	KWH	\$362.65	\$0.00	\$362.65	0.1518	15.10%
Natural Gas	493	CCF	\$315.66	\$0.00	\$315.66	0.6403	13.14%
Water	330	CCF	\$1,365.62	\$0.00	\$1,365.62	4.1382	56.86%
Sewer	76	CCF	\$357.95	\$0.00	\$357.95	4.7099	14.90%
Total Cost:			\$2,401.88	\$0.00	\$2,401.88		



Filters: Cost Center Name Not Equal To DoNotReport; Billing Period Equal To 201009

elpaso

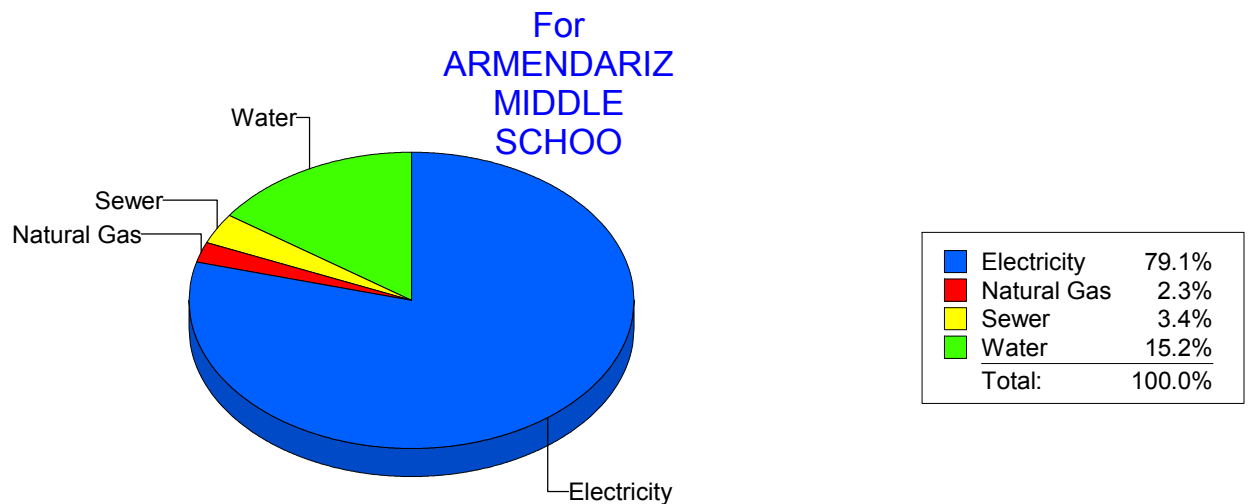
Energy CAP

Cost Avoidance Program

Cost Summary Graph

Grouped by Energy Type

Energy Type	Use	Units	Meter Cost	Special Charges	Total Cost	Avg Unit Cost	% of Total Cost
Site: ARMENDARIZ MIDDLE SCHOO - ARMENDARIZ MIDDLE SCHOO							
Electricity	95,000	KWH	\$11,131.45	\$0.00	\$11,131.45	0.1172	79.08%
Natural Gas	572	CCF	\$322.51	\$0.00	\$322.51	0.5638	2.29%
Water	960	CCF	\$2,138.86	\$0.00	\$2,138.86	2.2280	15.19%
Sewer	214	CCF	\$483.73	\$0.00	\$483.73	2.2604	3.44%
Total Cost:			\$14,076.55	\$0.00	\$14,076.55		



Filters: Cost Center Name Not Equal To DoNotReport; Billing Period Equal To 201009

elpaso

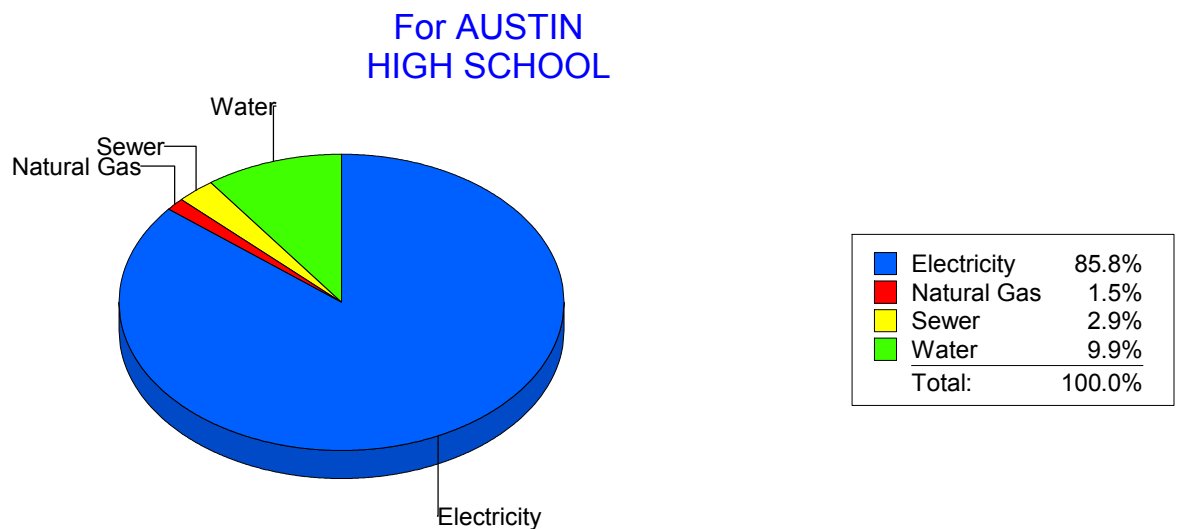
Energy CAP

Cost Avoidance Program

Cost Summary Graph

Grouped by Energy Type

Energy Type	Use	Units	Meter Cost	Special Charges	Total Cost	Avg Unit Cost	% of Total Cost
Site: AUSTIN HIGH SCHOOL - AUSTIN HIGH SCHOOL							
Electricity	293,245	KWH	\$31,331.89	\$0.00	\$31,331.89	0.1068	85.77%
Natural Gas	867	CCF	\$533.56	\$0.00	\$533.56	0.6154	1.46%
Water	1,222	CCF	\$3,619.88	\$0.00	\$3,619.88	2.9623	9.91%
Sewer	391	CCF	\$1,044.95	\$0.00	\$1,044.95	2.6725	2.86%
Total Cost:			\$36,530.28	\$0.00	\$36,530.28		



Filters: Cost Center Name Not Equal To DoNotReport; Billing Period Equal To 201009

elpaso

Energy CAP

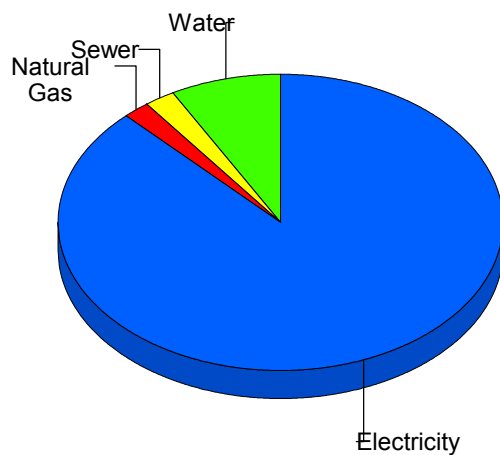
Cost Avoidance Program

Cost Summary Graph

Grouped by Energy Type

Energy Type	Use	Units	Meter Cost	Special Charges	Total Cost	Avg Unit Cost	% of Total Cost
Site: BARRON - BARRON							
Electricity	95,309	KWH	\$11,628.04	\$0.00	\$11,628.04	0.1220	87.83%
Natural Gas	348	CCF	\$238.30	\$0.00	\$238.30	0.6848	1.80%
Water	212	CCF	\$1,050.71	\$0.00	\$1,050.71	4.9562	7.94%
Sewer	69	CCF	\$322.82	\$0.00	\$322.82	4.6786	2.44%
Total Cost:			\$13,239.87	\$0.00	\$13,239.87		

For BARRON



Electricity	87.8%
Natural Gas	1.8%
Sewer	2.4%
Water	7.9%
Total:	100.0%

Filters: Cost Center Name Not Equal To DoNotReport; Billing Period Equal To 201009

elpaso

Energy CAP

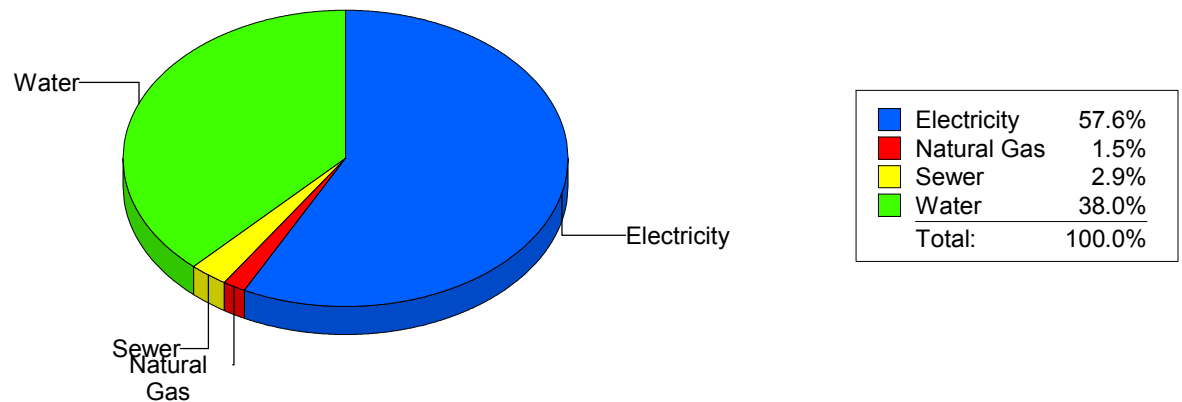
Cost Avoidance Program

Cost Summary Graph

Grouped by Energy Type

Energy Type	Use	Units	Meter Cost	Special Charges	Total Cost	Avg Unit Cost	% of Total Cost
Site: BASSET MIDDLE SCHOOL - BASSET MIDDLE SCHOOL							
Electricity	93,727	KWH	\$10,055.16	\$0.00	\$10,055.16	0.1073	57.60%
Natural Gas	341	CCF	\$266.83	\$0.00	\$266.83	0.7825	1.53%
Water	1,860	CCF	\$6,626.58	\$0.00	\$6,626.58	3.5627	37.96%
Sewer	292	CCF	\$508.45	\$0.00	\$508.45	1.7413	2.91%
Total Cost:			\$17,457.02	\$0.00	\$17,457.02		

For BASSET
MIDDLE
SCHOOL



Filters: Cost Center Name Not Equal To DoNotReport; Billing Period Equal To 201009

elpaso

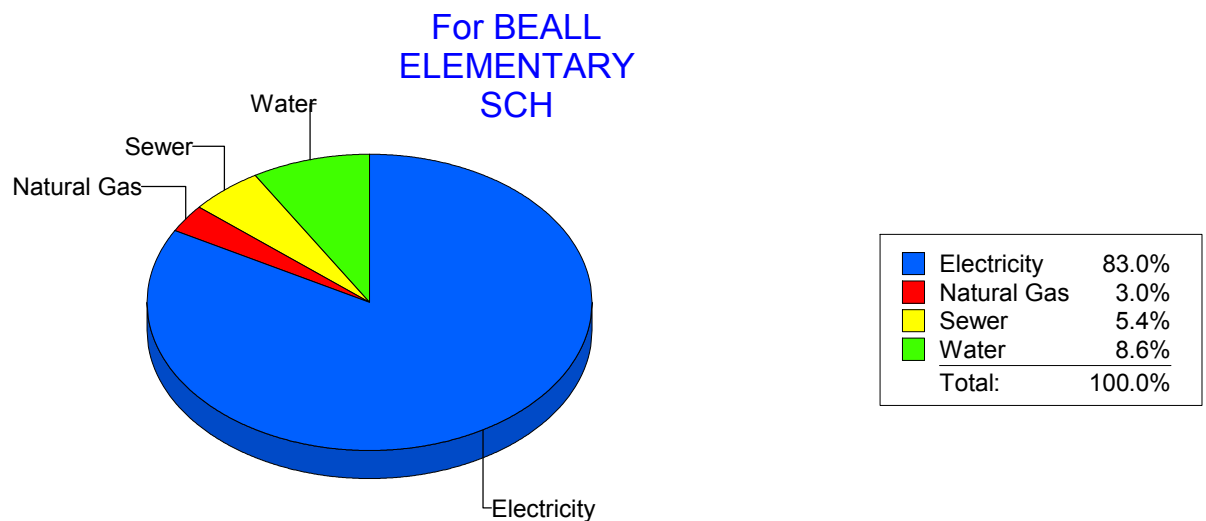
Energy CAP

Cost Avoidance Program

Cost Summary Graph

Grouped by Energy Type

Energy Type	Use	Units	Meter Cost	Special Charges	Total Cost	Avg Unit Cost	% of Total Cost
Site: BEALL ELEMENTARY SCH - BEALL ELEMENTARY SCH							
Electricity	31,200	KWH	\$3,791.93	\$0.00	\$3,791.93	0.1215	83.02%
Natural Gas	216	CCF	\$136.01	\$0.00	\$136.01	0.6297	2.98%
Water	160	CCF	\$394.24	\$0.00	\$394.24	2.4640	8.63%
Sewer	85	CCF	\$245.56	\$0.00	\$245.56	2.8889	5.38%
Total Cost:			\$4,567.74	\$0.00	\$4,567.74		



Filters: Cost Center Name Not Equal To DoNotReport; Billing Period Equal To 201009

elpaso

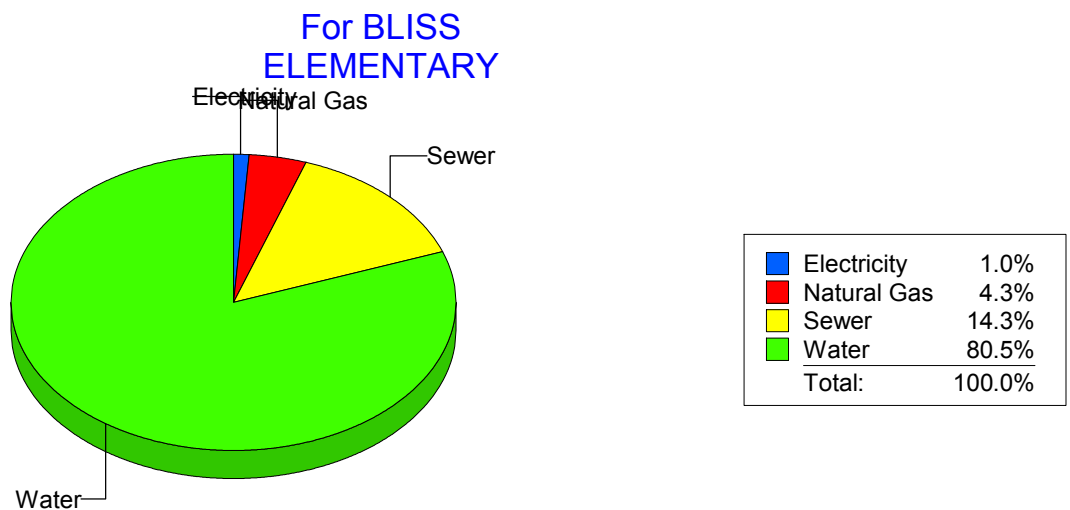
Energy CAP

Cost Avoidance Program

Cost Summary Graph

Grouped by Energy Type

Energy Type	Use	Units	Meter Cost	Special Charges	Total Cost	Avg Unit Cost	% of Total Cost
Site: BLISS ELEMENTARY - BLISS ELEMENTARY							
Electricity	0 KWH		\$16.56	\$0.00	\$16.56	0.0000	0.99%
Natural Gas	71 CCF		\$71.16	\$0.00	\$71.16	1.0023	4.27%
Water	369 CCF		\$1,341.42	\$0.00	\$1,341.42	3.6353	80.47%
Sewer	79 CCF		\$237.94	\$0.00	\$237.94	3.0119	14.27%
Total Cost:			\$1,667.08	\$0.00	\$1,667.08		



Filters: Cost Center Name Not Equal To DoNotReport; Billing Period Equal To 201009

elpaso

Energy CAP

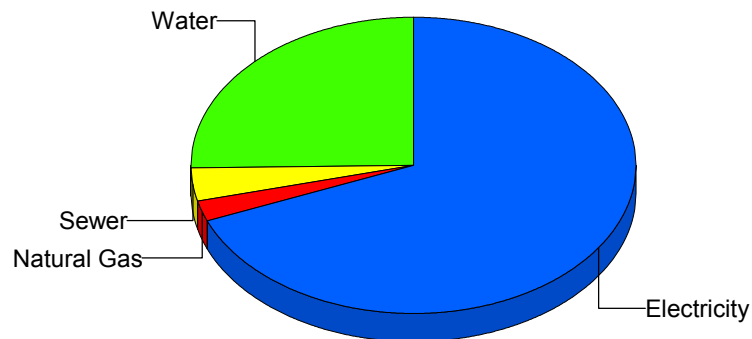
Cost Avoidance Program

Cost Summary Graph

Grouped by Energy Type

Energy Type	Use	Units	Meter Cost	Special Charges	Total Cost	Avg Unit Cost	% of Total Cost
Site: BOND - BOND ELEMENTARY							
Electricity	40,828	KWH	\$6,301.23	\$0.00	\$6,301.23	0.1543	68.80%
Natural Gas	289	CCF	\$208.02	\$0.00	\$208.02	0.7198	2.27%
Water	685	CCF	\$2,312.74	\$0.00	\$2,312.74	3.3763	25.25%
Sewer	157	CCF	\$337.00	\$0.00	\$337.00	2.1465	3.68%
Total Cost:			\$9,158.99	\$0.00	\$9,158.99		

For BOND
ELEMENTARY



Electricity	68.8%
Natural Gas	2.3%
Sewer	3.7%
Water	25.3%
Total:	100.0%

Filters: Cost Center Name Not Equal To DoNotReport; Billing Period Equal To 201009

elpaso

Energy CAP

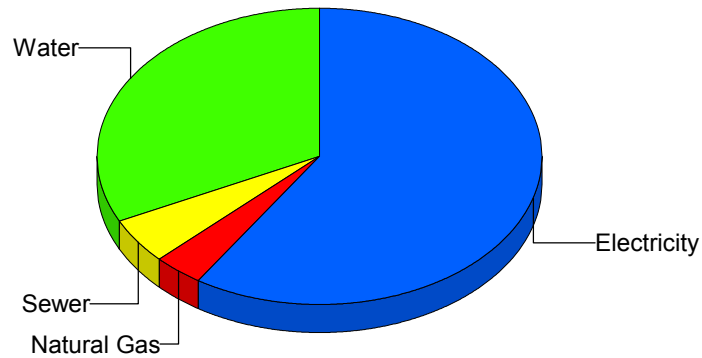
Cost Avoidance Program

Cost Summary Graph

Grouped by Energy Type

Energy Type	Use	Units	Meter Cost	Special Charges	Total Cost	Avg Unit Cost	% of Total Cost
Site: BONHAM ELEMENTARY SC - BONHAM ELEMENTARY SC							
Electricity	24,407	KWH	\$3,347.38	\$0.00	\$3,347.38	0.1371	59.13%
Natural Gas	282	CCF	\$203.32	\$0.00	\$203.32	0.7210	3.59%
Water	539	CCF	\$1,831.24	\$0.00	\$1,831.24	3.3975	32.35%
Sewer	124	CCF	\$279.31	\$0.00	\$279.31	2.2525	4.93%
Total Cost:			\$5,661.25	\$0.00	\$5,661.25		

For BONHAM
ELEMENTARY
SC



Electricity	59.1%
Natural Gas	3.6%
Sewer	4.9%
Water	32.3%
Total:	100.0%

Filters: Cost Center Name Not Equal To DoNotReport; Billing Period Equal To 201009

elpaso

Energy CAP

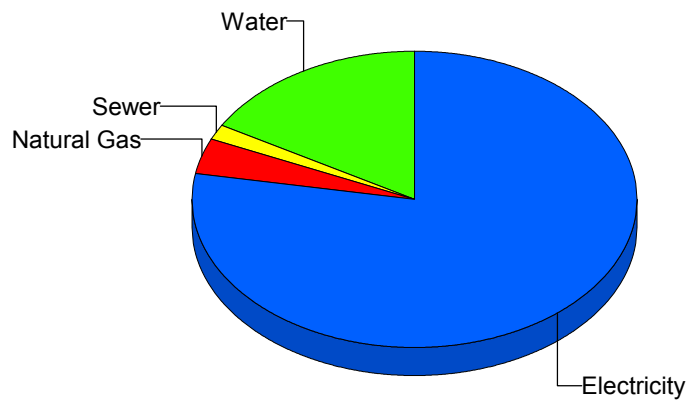
Cost Avoidance Program

Cost Summary Graph

Grouped by Energy Type

Energy Type	Use	Units	Meter Cost	Special Charges	Total Cost	Avg Unit Cost	% of Total Cost
Site: BOWIE HIGH SCHOOL - BOWIE HIGH SCHOOL							
Electricity	399,899	KWH	\$44,522.97	\$0.00	\$44,522.97	0.1113	77.85%
Natural Gas	4,117	CCF	\$2,143.88	\$0.00	\$2,143.88	0.5207	3.75%
Water	7,256	CCF	\$9,524.09	\$0.00	\$9,524.09	1.3126	16.65%
Sewer	464	CCF	\$1,001.08	\$0.00	\$1,001.08	2.1575	1.75%
Total Cost:			\$57,192.02	\$0.00	\$57,192.02		

For BOWIE
HIGH SCHOOL



Electricity	77.8%
Natural Gas	3.7%
Sewer	1.8%
Water	16.7%
Total:	100.0%

Filters: Cost Center Name Not Equal To DoNotReport; Billing Period Equal To 201009

elpaso

Energy CAP

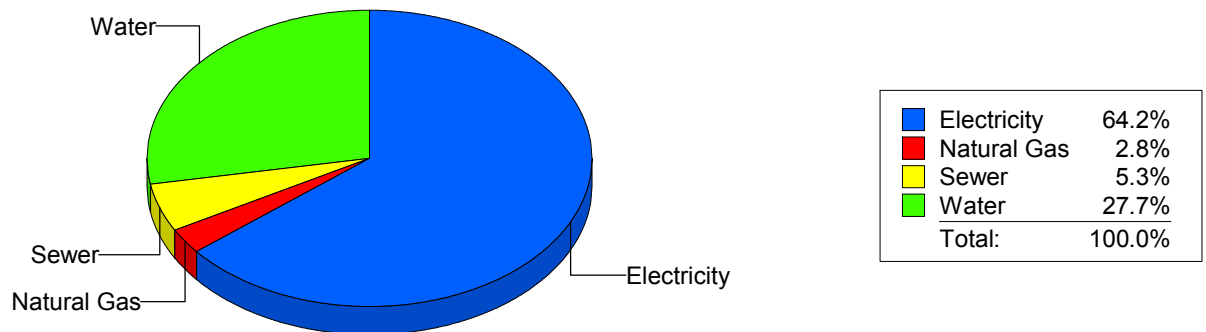
Cost Avoidance Program

Cost Summary Graph

Grouped by Energy Type

Energy Type	Use	Units	Meter Cost	Special Charges	Total Cost	Avg Unit Cost	% of Total Cost
Site: BRADLEY ELEMENTARY - BRADLEY ELEMENTARY							
Electricity	34,100	KWH	\$4,719.72	\$0.00	\$4,719.72	0.1384	64.16%
Natural Gas	351	CCF	\$207.28	\$0.00	\$207.28	0.5905	2.82%
Water	588	CCF	\$2,040.64	\$0.00	\$2,040.64	3.4705	27.74%
Sewer	139	CCF	\$388.48	\$0.00	\$388.48	2.7948	5.28%
Total Cost:			\$7,356.12	\$0.00	\$7,356.12		

For BRADLEY
ELEMENTARY



Filters: Cost Center Name Not Equal To DoNotReport; Billing Period Equal To 201009

elpaso

Energy CAP

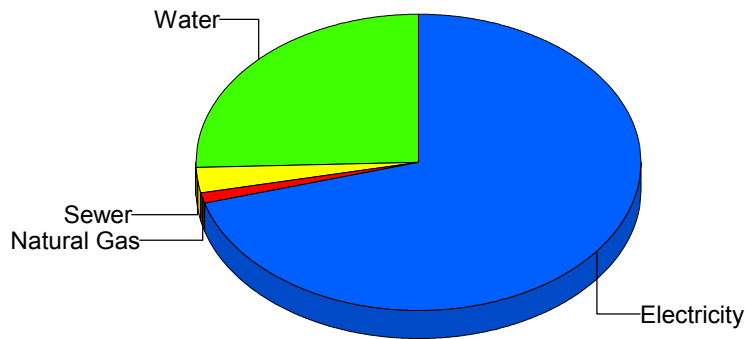
Cost Avoidance Program

Cost Summary Graph

Grouped by Energy Type

Energy Type	Use	Units	Meter Cost	Special Charges	Total Cost	Avg Unit Cost	% of Total Cost
Site: BROWN MIDDLE SCHOOL - BROWN MIDDLE SCHOOL							
Electricity	148,400	KWH	\$17,488.61	\$0.00	\$17,488.61	0.1178	70.46%
Natural Gas	593	CCF	\$333.16	\$0.00	\$333.16	0.5618	1.34%
Water	1,783	CCF	\$6,343.94	\$0.00	\$6,343.94	3.5580	25.56%
Sewer	350	CCF	\$656.45	\$0.00	\$656.45	1.8756	2.64%
Total Cost:			\$24,822.16	\$0.00	\$24,822.16		

For BROWN
MIDDLE
SCHOOL



Electricity	70.5%
Natural Gas	1.3%
Sewer	2.6%
Water	25.6%
Total:	100.0%

Filters: Cost Center Name Not Equal To DoNotReport; Billing Period Equal To 201009

elpaso

Energy CAP

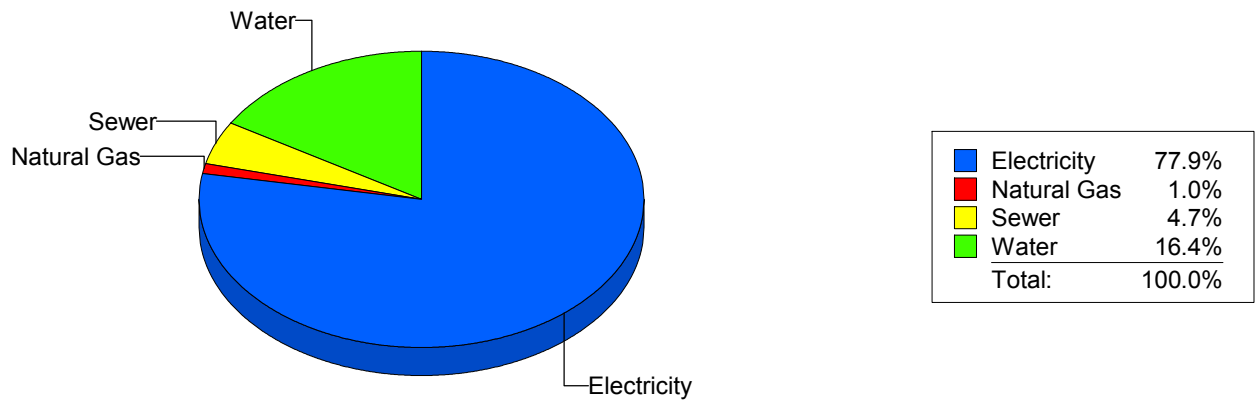
Cost Avoidance Program

Cost Summary Graph

Grouped by Energy Type

Energy Type	Use	Units	Meter Cost	Special Charges	Total Cost	Avg Unit Cost	% of Total Cost
Site: BURGESS HIGH SCHOOL - BURGESS HIGH SCHOOL							
Electricity	158,180	KWH	\$18,365.71	\$0.00	\$18,365.71	0.1161	77.88%
Natural Gas	326	CCF	\$224.62	\$0.00	\$224.62	0.6890	0.95%
Water	1,758	CCF	\$3,875.66	\$0.00	\$3,875.66	2.2046	16.44%
Sewer	711	CCF	\$1,114.92	\$0.00	\$1,114.92	1.5681	4.73%
Total Cost:			\$23,580.91	\$0.00	\$23,580.91		

For BURGESS
HIGH SCHOOL



Filters: Cost Center Name Not Equal To DoNotReport; Billing Period Equal To 201009

elpaso

Energy CAP

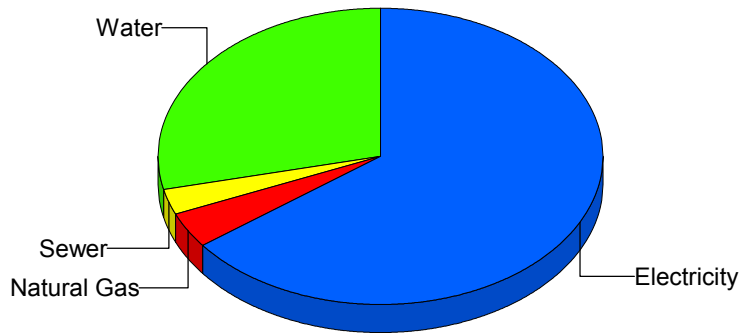
Cost Avoidance Program

Cost Summary Graph

Grouped by Energy Type

Energy Type	Use	Units	Meter Cost	Special Charges	Total Cost	Avg Unit Cost	% of Total Cost
Site: BURLESON ELEMENTARY - BURLESON ELEMENTARY							
Electricity	36,421	KWH	\$4,530.12	\$0.00	\$4,530.12	0.1244	64.72%
Natural Gas	279	CCF	\$267.37	\$0.00	\$267.37	0.9583	3.82%
Water	605	CCF	\$1,997.53	\$0.00	\$1,997.53	3.3017	28.54%
Sewer	63	CCF	\$204.49	\$0.00	\$204.49	3.2459	2.92%
Total Cost:			\$6,999.51	\$0.00	\$6,999.51		

For
BURLESON
ELEMENTARY



Electricity	64.7%
Natural Gas	3.8%
Sewer	2.9%
Water	28.5%
Total:	100.0%

Filters: Cost Center Name Not Equal To DoNotReport; Billing Period Equal To 201009

elpaso

Energy CAP

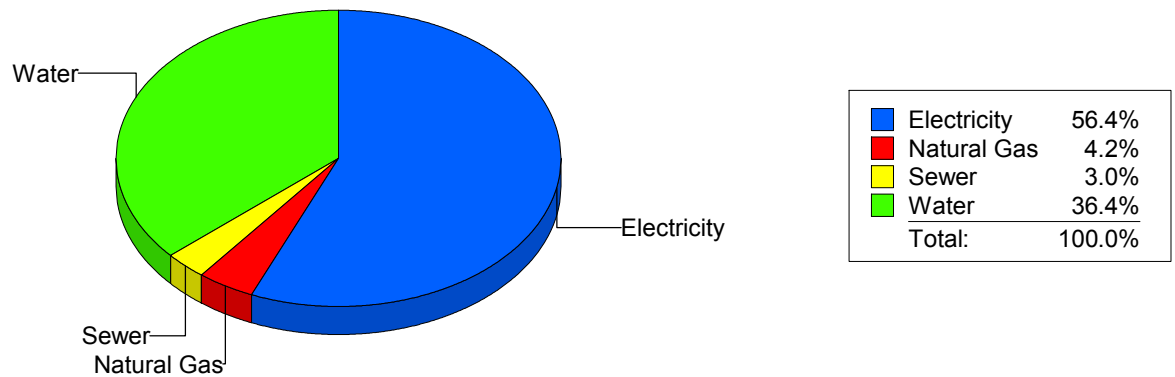
Cost Avoidance Program

Cost Summary Graph

Grouped by Energy Type

Energy Type	Use	Units	Meter Cost	Special Charges	Total Cost	Avg Unit Cost	% of Total Cost
Site: BURNET ELEMENTARY - BURNET ELEMENTARY							
Electricity	27,921	KWH	\$3,697.72	\$0.00	\$3,697.72	0.1324	56.42%
Natural Gas	419	CCF	\$274.84	\$0.00	\$274.84	0.6559	4.19%
Water	636	CCF	\$2,386.04	\$0.00	\$2,386.04	3.7516	36.40%
Sewer	105	CCF	\$195.59	\$0.00	\$195.59	1.8628	2.98%
Total Cost:			\$6,554.19	\$0.00	\$6,554.19		

For BURNET
ELEMENTARY



Filters: Cost Center Name Not Equal To DoNotReport; Billing Period Equal To 201009

elpaso

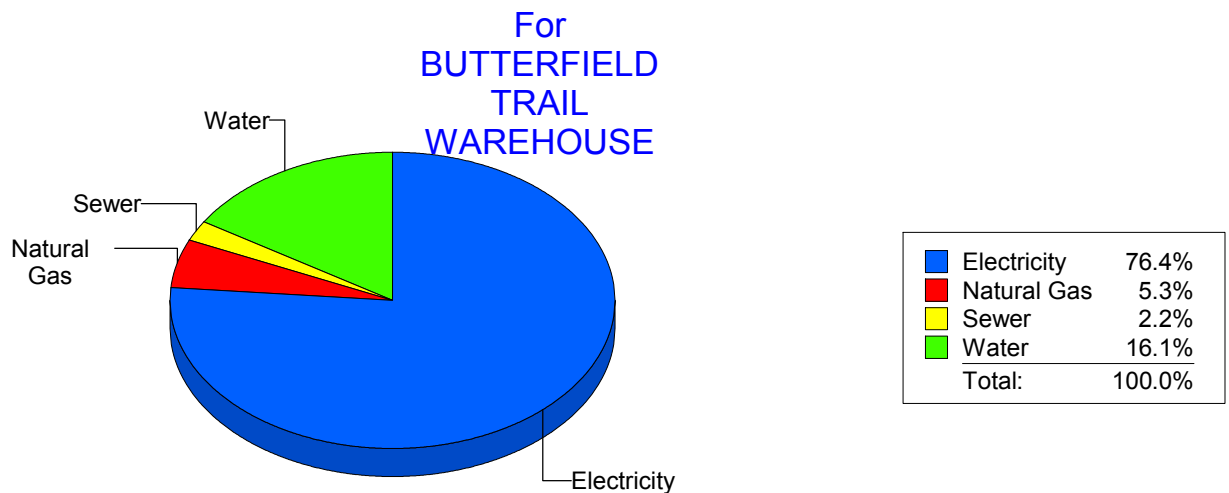
Energy CAP

Cost Avoidance Program

Cost Summary Graph

Grouped by Energy Type

Energy Type	Use	Units	Meter Cost	Special Charges	Total Cost	Avg Unit Cost	% of Total Cost
Site: BUTTERFIELDTRAILWAREHOUSE - BUTTERFIELD TRAIL WAREHOUSE							
Electricity	4,200	KWH	\$618.13	\$0.00	\$618.13	0.1472	76.43%
Natural Gas	22	CCF	\$42.48	\$0.00	\$42.48	1.9309	5.25%
Water	29	CCF	\$130.32	\$0.00	\$130.32	4.4938	16.11%
Sewer	4	CCF	\$17.78	\$0.00	\$17.78	4.4450	2.20%
Total Cost:			\$808.71	\$0.00	\$808.71		



Filters: Cost Center Name Not Equal To DoNotReport; Billing Period Equal To 201009

elpaso

Energy CAP

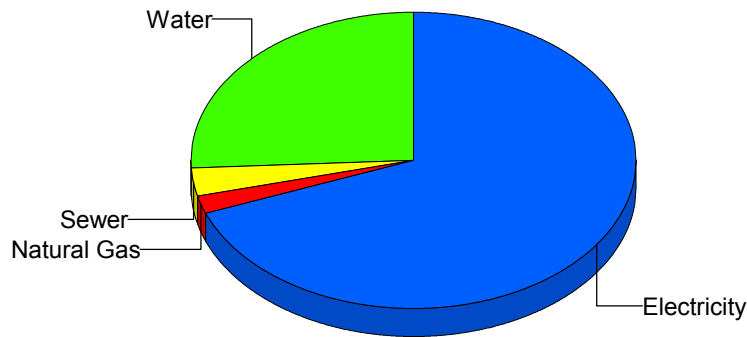
Cost Avoidance Program

Cost Summary Graph

Grouped by Energy Type

Energy Type	Use	Units	Meter Cost	Special Charges	Total Cost	Avg Unit Cost	% of Total Cost
Site: CANYON HILLS MIDDLE - CANYON HILLS MIDDLE							
Electricity	97,711	KWH	\$12,381.40	\$0.00	\$12,381.40	0.1267	69.30%
Natural Gas	520	CCF	\$329.50	\$0.00	\$329.50	0.6337	1.84%
Water	984	CCF	\$4,630.45	\$0.00	\$4,630.45	4.7057	25.92%
Sewer	84	CCF	\$525.50	\$0.00	\$525.50	6.2560	2.94%
Total Cost:			\$17,866.85	\$0.00	\$17,866.85		

For CANYON
HILLS MIDDLE



Electricity	69.3%
Natural Gas	1.8%
Sewer	2.9%
Water	25.9%
Total:	100.0%

Filters: Cost Center Name Not Equal To DoNotReport; Billing Period Equal To 201009

elpaso

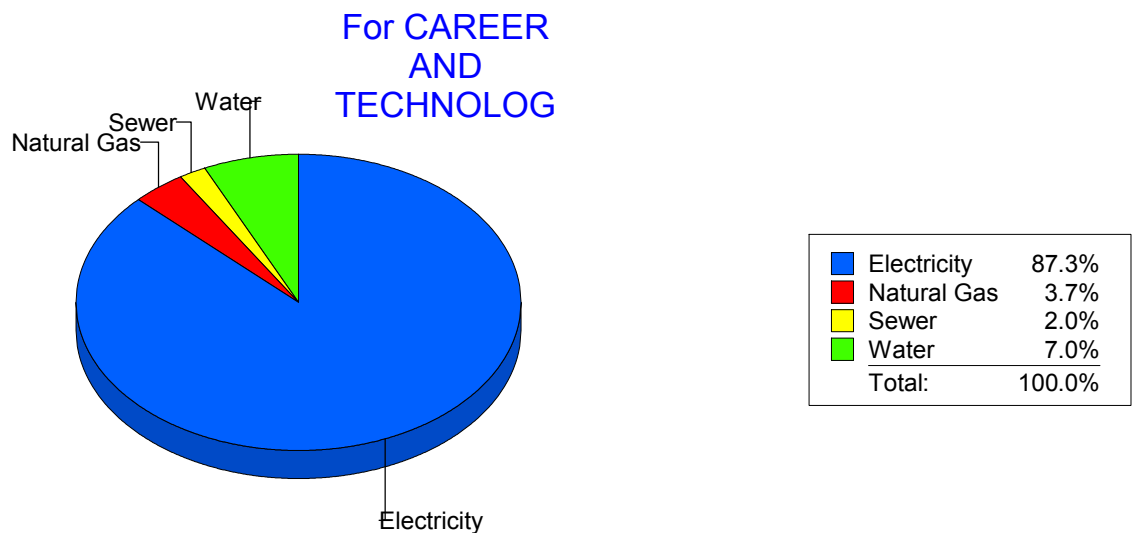
Energy CAP

Cost Avoidance Program

Cost Summary Graph

Grouped by Energy Type

Energy Type	Use	Units	Meter Cost	Special Charges	Total Cost	Avg Unit Cost	% of Total Cost
Site: CAREER AND TECHNOLOG - CAREER AND TECHNOLOG							
Electricity	149,425	KWH	\$16,722.67	\$0.00	\$16,722.67	0.1119	87.33%
Natural Gas	1,320	CCF	\$702.19	\$0.00	\$702.19	0.5320	3.67%
Water	450	CCF	\$1,349.37	\$0.00	\$1,349.37	2.9986	7.05%
Sewer	148	CCF	\$375.05	\$0.00	\$375.05	2.5341	1.96%
Total Cost:			\$19,149.28	\$0.00	\$19,149.28		



Filters: Cost Center Name Not Equal To DoNotReport; Billing Period Equal To 201009

elpaso

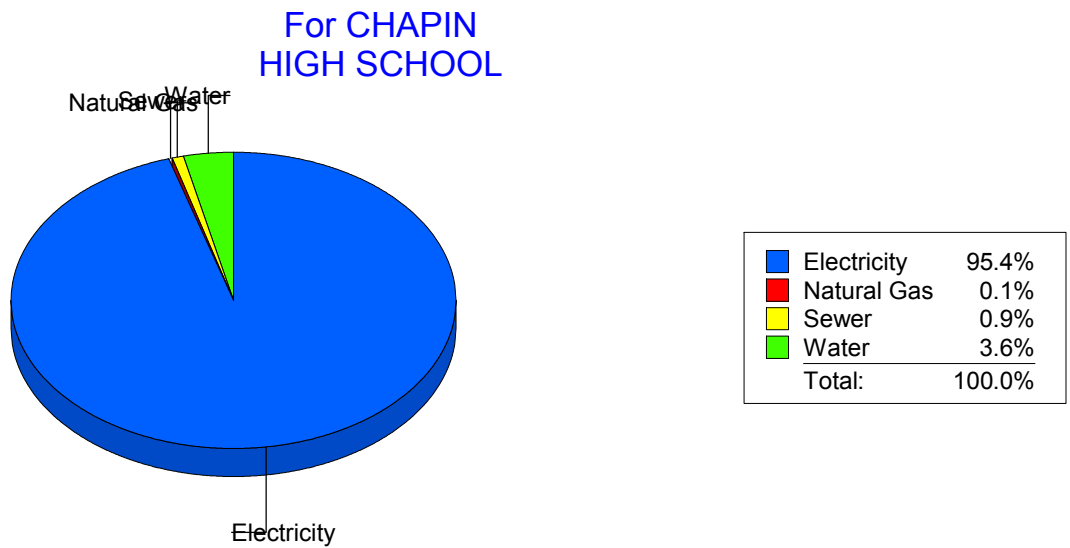
Energy CAP

Cost Avoidance Program

Cost Summary Graph

Grouped by Energy Type

Energy Type	Use	Units	Meter Cost	Special Charges	Total Cost	Avg Unit Cost	% of Total Cost
Site: CHAPIN HIGH SCHOOL - CHAPIN HIGH SCHOOL							
Electricity	341,496	KWH	\$38,675.46	\$0.00	\$38,675.46	0.1133	95.35%
Natural Gas	520	CCF	\$52.33	\$0.00	\$52.33	0.1006	0.13%
Water	1,029	CCF	\$1,471.99	\$0.00	\$1,471.99	1.4305	3.63%
Sewer	192	CCF	\$361.04	\$0.00	\$361.04	1.8804	0.89%
Total Cost:			\$40,560.82	\$0.00	\$40,560.82		



Filters: Cost Center Name Not Equal To DoNotReport; Billing Period Equal To 201009

elpaso

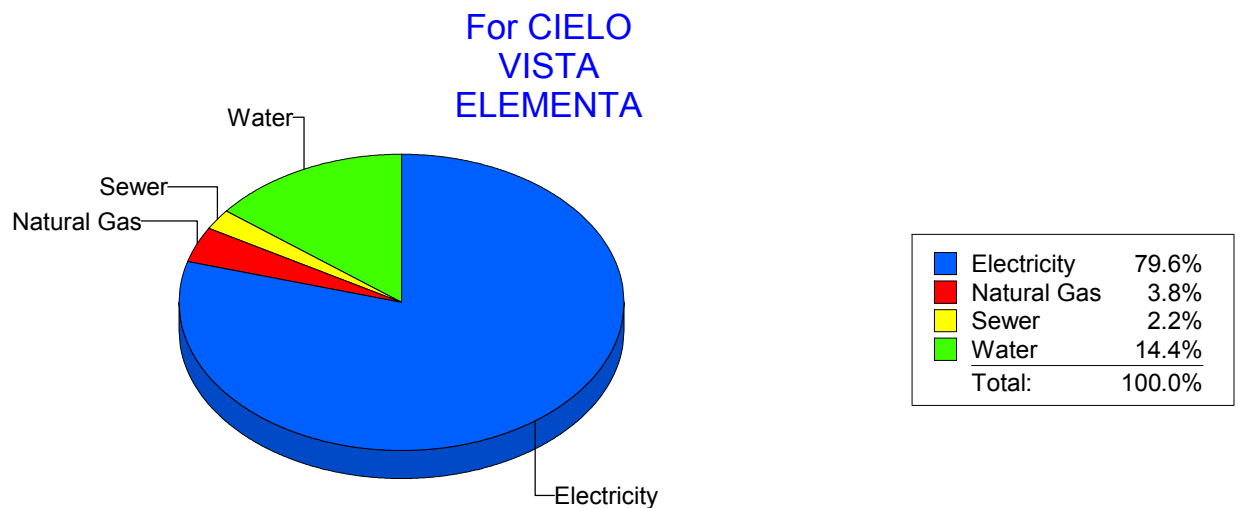
Energy CAP

Cost Avoidance Program

Cost Summary Graph

Grouped by Energy Type

Energy Type	Use	Units	Meter Cost	Special Charges	Total Cost	Avg Unit Cost	% of Total Cost
Site: CIELO VISTA ELEMENTA - CIELO VISTA ELEMENTA							
Electricity	71,120	KWH	\$9,109.06	\$0.00	\$9,109.06	0.1281	79.56%
Natural Gas	748	CCF	\$438.87	\$0.00	\$438.87	0.5867	3.83%
Water	638	CCF	\$1,653.97	\$0.00	\$1,653.97	2.5924	14.45%
Sewer	87	CCF	\$248.10	\$0.00	\$248.10	2.8517	2.17%
Total Cost:			\$11,450.00	\$0.00	\$11,450.00		



Filters: Cost Center Name Not Equal To DoNotReport; Billing Period Equal To 201009

elpaso

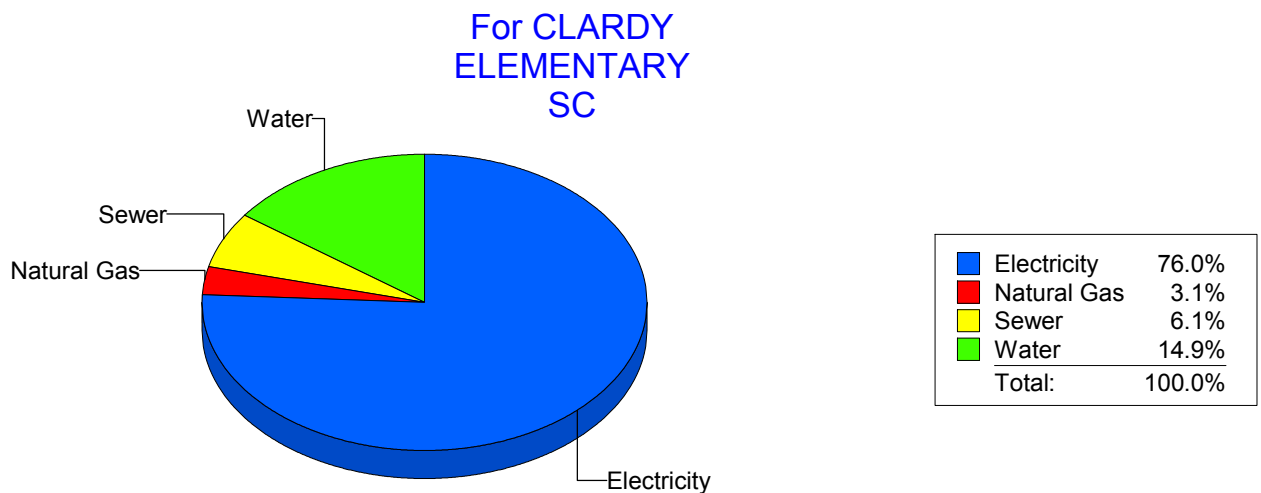
Energy CAP

Cost Avoidance Program

Cost Summary Graph

Grouped by Energy Type

Energy Type	Use	Units	Meter Cost	Special Charges	Total Cost	Avg Unit Cost	% of Total Cost
Site: CLARDY ELEMENTARY SC - CLARDY ELEMENTARY SC							
Electricity	44,050	KWH	\$5,634.00	\$0.00	\$5,634.00	0.1279	75.95%
Natural Gas	326	CCF	\$227.47	\$0.00	\$227.47	0.6978	3.07%
Water	452	CCF	\$1,103.71	\$0.00	\$1,103.71	2.4418	14.88%
Sewer	199	CCF	\$452.58	\$0.00	\$452.58	2.2743	6.10%
Total Cost:			\$7,417.76	\$0.00	\$7,417.76		



Filters: Cost Center Name Not Equal To DoNotReport; Billing Period Equal To 201009

elpaso

Energy CAP

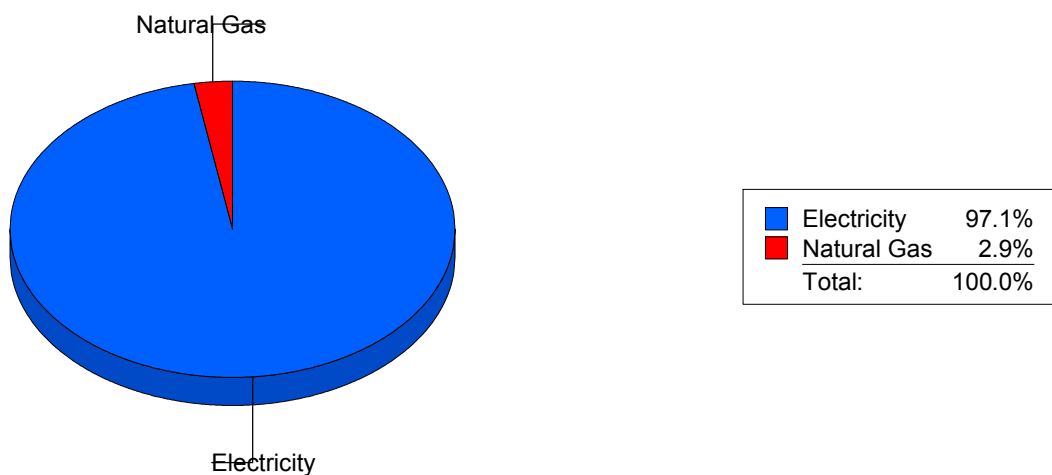
Cost Avoidance Program

Cost Summary Graph

Grouped by Energy Type

Energy Type	Use	Units	Meter Cost	Special Charges	Total Cost	Avg Unit Cost	% of Total Cost
Site: CLENDININ - CLENDININ							
Electricity	68,500	KWH	\$8,292.37	\$0.00	\$8,292.37	0.1211	97.13%
Natural Gas	423	CCF	\$245.31	\$0.00	\$245.31	0.5799	2.87%
Total Cost:			\$8,537.68	\$0.00	\$8,537.68		

For CLENDININ



Filters: Cost Center Name Not Equal To DoNotReport; Billing Period Equal To 201009

elpaso

Energy CAP

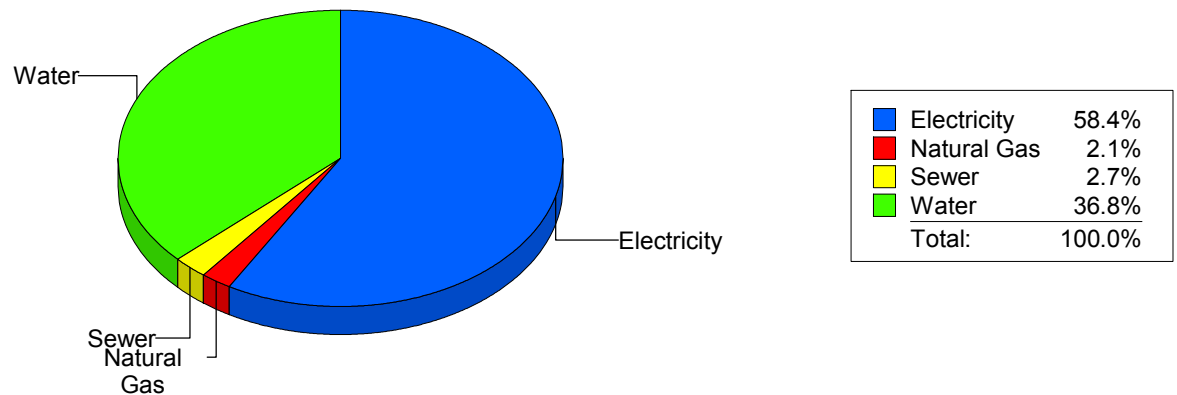
Cost Avoidance Program

Cost Summary Graph

Grouped by Energy Type

Energy Type	Use	Units	Meter Cost	Special Charges	Total Cost	Avg Unit Cost	% of Total Cost
Site: COLDWELL INTERMEDIAT - COLDWELL INTERMEDIAT							
Electricity	41,652	KWH	\$4,911.06	\$0.00	\$4,911.06	0.1179	58.38%
Natural Gas	234	CCF	\$178.55	\$0.00	\$178.55	0.7630	2.12%
Water	728	CCF	\$3,098.47	\$0.00	\$3,098.47	4.2561	36.84%
Sewer	88	CCF	\$223.48	\$0.00	\$223.48	2.5395	2.66%
Total Cost:			\$8,411.56	\$0.00	\$8,411.56		

For
COLDWELL
INTERMEDIAT



Filters: Cost Center Name Not Equal To DoNotReport; Billing Period Equal To 201009

elpaso

Energy CAP

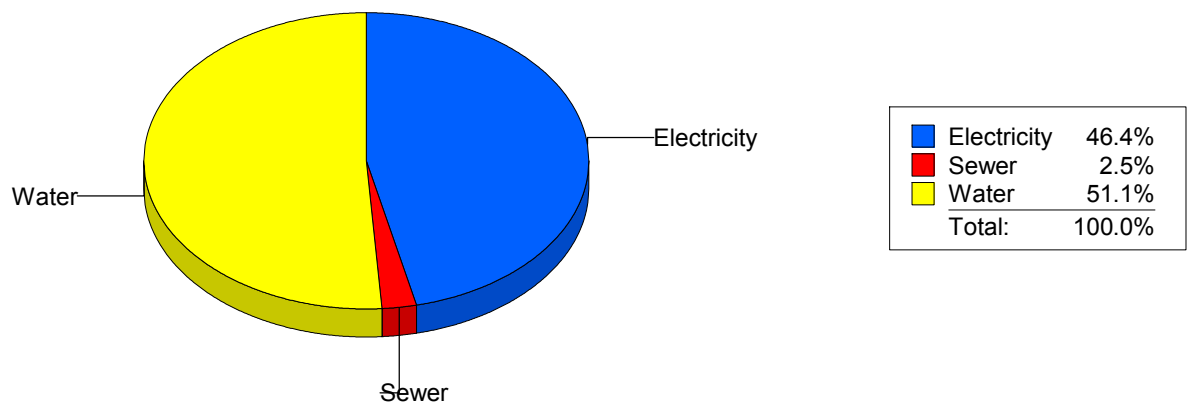
Cost Avoidance Program

Cost Summary Graph

Grouped by Energy Type

Energy Type	Use	Units	Meter Cost	Special Charges	Total Cost	Avg Unit Cost	% of Total Cost
Site: COLLINS ELEMENTARY - COLLINS ELEMENTARY							
Electricity	56,150	KWH	\$6,926.47	\$0.00	\$6,926.47	0.1234	46.41%
Water	1,797	CCF	\$7,628.19	\$0.00	\$7,628.19	4.2450	51.11%
Sewer	184	CCF	\$371.29	\$0.00	\$371.29	2.0179	2.49%
Total Cost:			\$14,925.95	\$0.00	\$14,925.95		

For COLLINS
ELEMENTARY



Filters: Cost Center Name Not Equal To DoNotReport; Billing Period Equal To 201009

elpaso

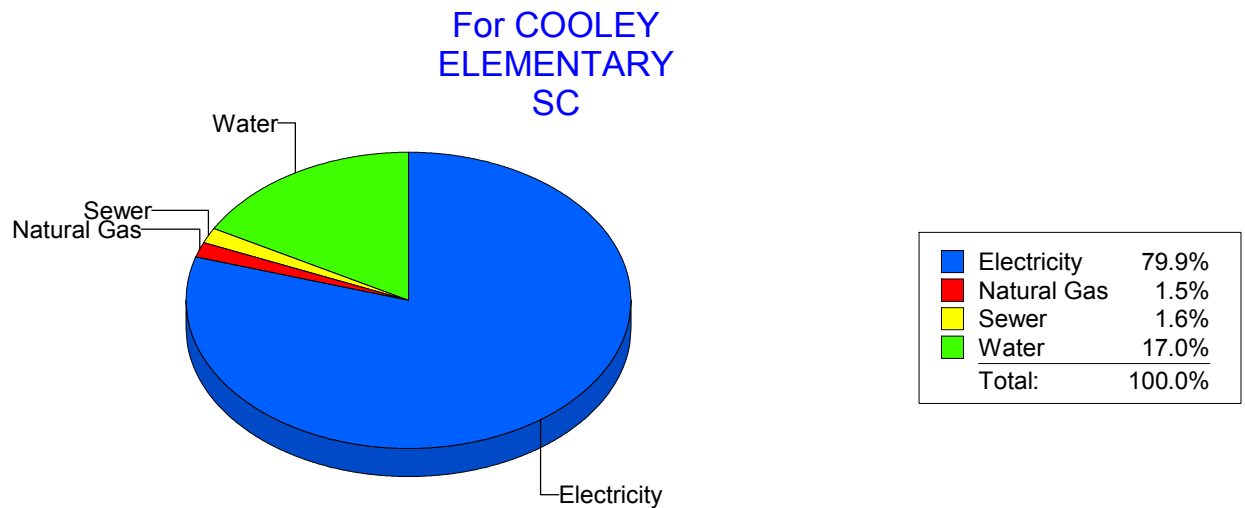
Energy CAP

Cost Avoidance Program

Cost Summary Graph

Grouped by Energy Type

Energy Type	Use	Units	Meter Cost	Special Charges	Total Cost	Avg Unit Cost	% of Total Cost
Site: COOLEY ELEMENTARY SC - COOLEY ELEMENTARY SC							
Electricity	86,600	KWH	\$10,439.16	\$0.00	\$10,439.16	0.1205	79.86%
Natural Gas	334	CCF	\$198.31	\$0.00	\$198.31	0.5937	1.52%
Water	659	CCF	\$2,220.49	\$0.00	\$2,220.49	3.3695	16.99%
Sewer	32	CCF	\$214.60	\$0.00	\$214.60	6.7063	1.64%
Total Cost:			\$13,072.56	\$0.00	\$13,072.56		



Filters: Cost Center Name Not Equal To DoNotReport; Billing Period Equal To 201009

elpaso

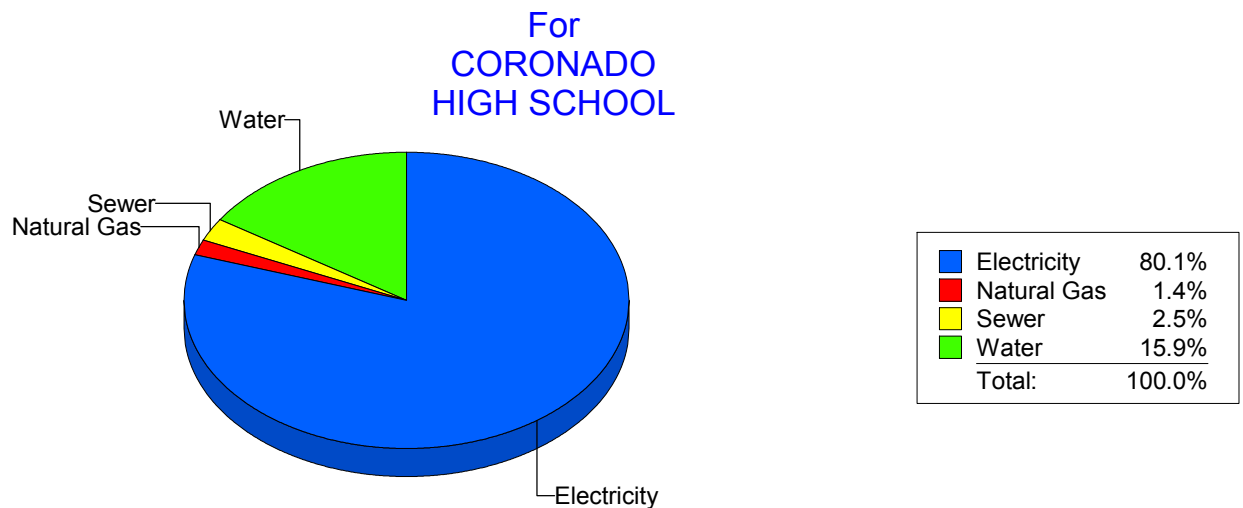
Energy CAP

Cost Avoidance Program

Cost Summary Graph

Grouped by Energy Type

Energy Type	Use	Units	Meter Cost	Special Charges	Total Cost	Avg Unit Cost	% of Total Cost
Site: CORONADO HIGH SCHOOL - CORONADO HIGH SCHOOL							
Electricity	325,421	KWH	\$39,899.29	\$0.00	\$39,899.29	0.1226	80.12%
Natural Gas	1,209	CCF	\$710.17	\$0.00	\$710.17	0.5874	1.43%
Water	4,197	CCF	\$7,943.37	\$0.00	\$7,943.37	1.8926	15.95%
Sewer	752	CCF	\$1,249.45	\$0.00	\$1,249.45	1.6615	2.51%
Total Cost:			\$49,802.28	\$0.00	\$49,802.28		



Filters: Cost Center Name Not Equal To DoNotReport; Billing Period Equal To 201009

elpaso

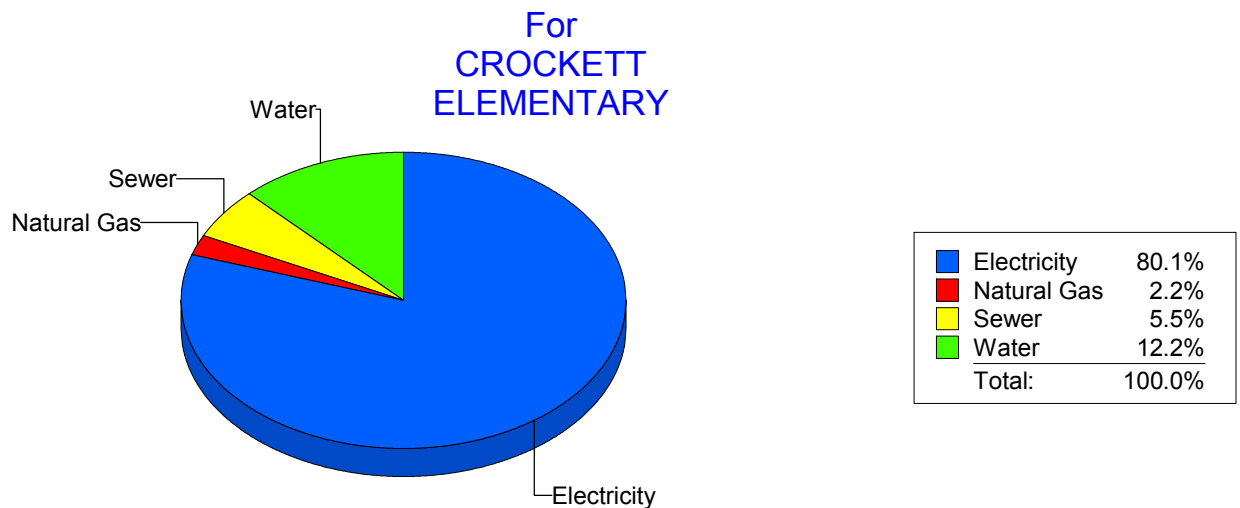
Energy CAP

Cost Avoidance Program

Cost Summary Graph

Grouped by Energy Type

Energy Type	Use	Units	Meter Cost	Special Charges	Total Cost	Avg Unit Cost	% of Total Cost
Site: CROCKETT - CROCKETT ELEMENTARY							
Electricity	49,400	KWH	\$5,998.79	\$0.00	\$5,998.79	0.1214	80.07%
Natural Gas	273	CCF	\$166.11	\$0.00	\$166.11	0.6085	2.22%
Water	347	CCF	\$914.23	\$0.00	\$914.23	2.6347	12.20%
Sewer	227	CCF	\$412.77	\$0.00	\$412.77	1.8184	5.51%
Total Cost:			\$7,491.90	\$0.00	\$7,491.90		



Filters: Cost Center Name Not Equal To DoNotReport; Billing Period Equal To 201009

elpaso

Energy CAP

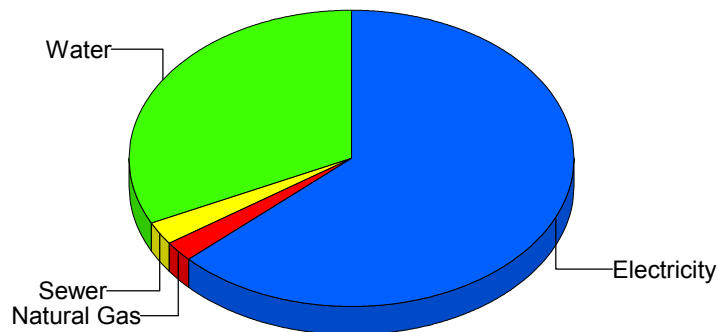
Cost Avoidance Program

Cost Summary Graph

Grouped by Energy Type

Energy Type	Use	Units	Meter Cost	Special Charges	Total Cost	Avg Unit Cost	% of Total Cost
Site: CROSBY ELEMENTARY - CROSBY ELEMENTARY							
Electricity	47,051	KWH	\$5,776.07	\$0.00	\$5,776.07	0.1228	63.12%
Natural Gas	279	CCF	\$202.66	\$0.00	\$202.66	0.7264	2.21%
Water	702	CCF	\$2,947.57	\$0.00	\$2,947.57	4.1988	32.21%
Sewer	79	CCF	\$224.81	\$0.00	\$224.81	2.8457	2.46%
Total Cost:			\$9,151.11	\$0.00	\$9,151.11		

For CROSBY
ELEMENTARY



Filters: Cost Center Name Not Equal To DoNotReport; Billing Period Equal To 201009

elpaso

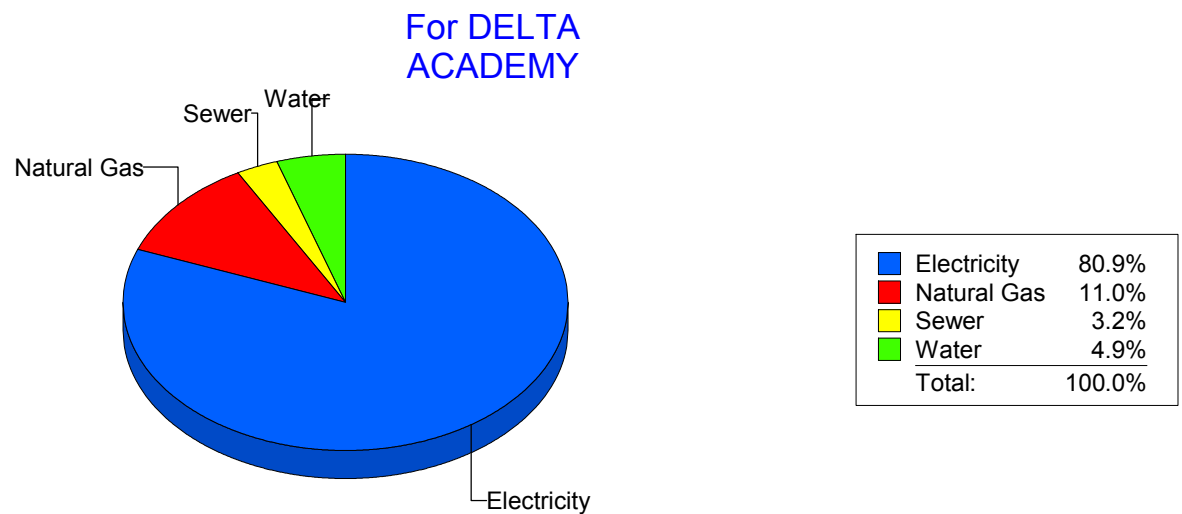
Energy CAP

Cost Avoidance Program

Cost Summary Graph

Grouped by Energy Type

Energy Type	Use	Units	Meter Cost	Special Charges	Total Cost	Avg Unit Cost	% of Total Cost
Site: DELTA ACADEMY - DELTA ACADEMY							
Electricity	45 KWH		\$761.93	\$0.00	\$761.93	16.9318	80.92%
Natural Gas	31 CCF		\$103.33	\$0.00	\$103.33	3.3332	10.97%
Water	17 CCF		\$45.90	\$0.00	\$45.90	2.7000	4.87%
Sewer	12 CCF		\$30.46	\$0.00	\$30.46	2.5383	3.23%
Total Cost:			\$941.62	\$0.00	\$941.62		



Filters: Cost Center Name Not Equal To DoNotReport; Billing Period Equal To 201009

elpaso

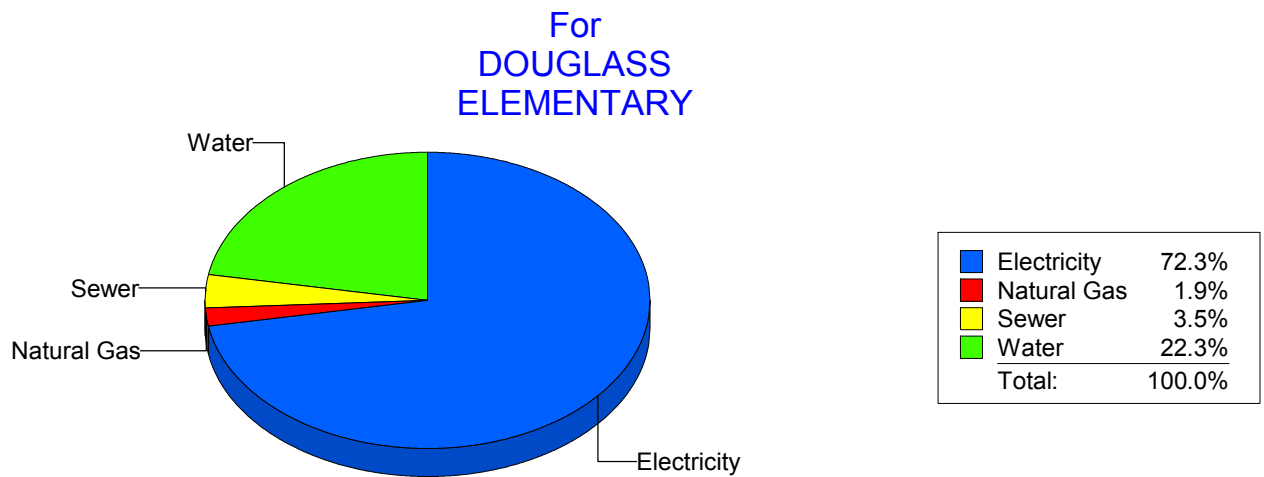
Energy CAP

Cost Avoidance Program

Cost Summary Graph

Grouped by Energy Type

Energy Type	Use	Units	Meter Cost	Special Charges	Total Cost	Avg Unit Cost	% of Total Cost
Site: DOUGLASS ELEMENTARY - DOUGLASS ELEMENTARY							
Electricity	51,914	KWH	\$6,305.70	\$0.00	\$6,305.70	0.1215	72.33%
Natural Gas	202	CCF	\$162.00	\$0.00	\$162.00	0.8020	1.86%
Water	535	CCF	\$1,941.13	\$0.00	\$1,941.13	3.6283	22.27%
Sewer	108	CCF	\$308.84	\$0.00	\$308.84	2.8596	3.54%
Total Cost:			\$8,717.67	\$0.00	\$8,717.67		



Filters: Cost Center Name Not Equal To DoNotReport; Billing Period Equal To 201009

elpaso

Energy CAP

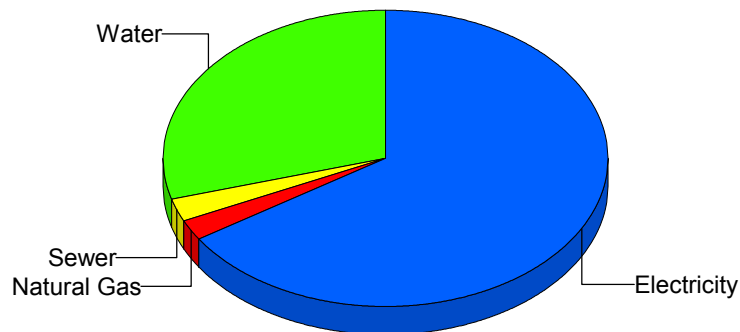
Cost Avoidance Program

Cost Summary Graph

Grouped by Energy Type

Energy Type	Use	Units	Meter Cost	Special Charges	Total Cost	Avg Unit Cost	% of Total Cost
Site: DOWELL ELEMENTARY - DOWELL ELEMENTARY							
Electricity	29,846	KWH	\$4,110.31	\$0.00	\$4,110.31	0.1377	65.74%
Natural Gas	241	CCF	\$149.44	\$0.00	\$149.44	0.6201	2.39%
Water	783	CCF	\$1,833.80	\$0.00	\$1,833.80	2.3420	29.33%
Sewer	86	CCF	\$158.70	\$0.00	\$158.70	1.8453	2.54%
Total Cost:			\$6,252.25	\$0.00	\$6,252.25		

For DOWELL
ELEMENTARY



Electricity	65.7%
Natural Gas	2.4%
Sewer	2.5%
Water	29.3%
Total:	100.0%

Filters: Cost Center Name Not Equal To DoNotReport; Billing Period Equal To 201009

elpaso

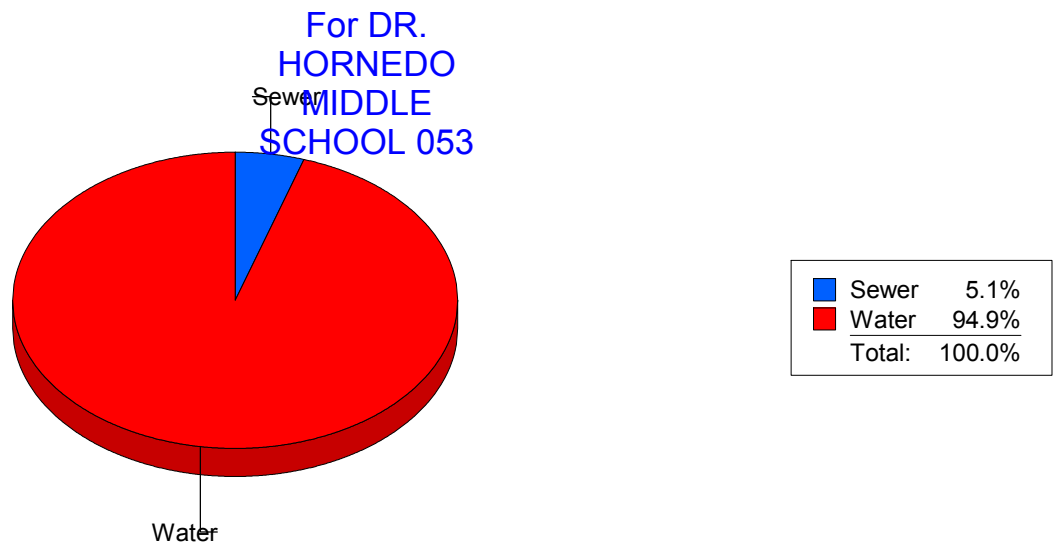
Energy CAP

Cost Avoidance Program

Cost Summary Graph

Grouped by Energy Type

Energy Type	Use	Units	Meter Cost	Special Charges	Total Cost	Avg Unit Cost	% of Total Cost
Site: DRHORNEDOMIDDLESCHOOL - DR. HORNEDO MIDDLE SCHOOL 053							
Water	2,298	CCF	\$8,472.90	\$0.00	\$8,472.90	3.6871	94.95%
Sewer	188	CCF	\$450.71	\$0.00	\$450.71	2.3974	5.05%
Total Cost:			\$8,923.61	\$0.00	\$8,923.61		



Filters: Cost Center Name Not Equal To DoNotReport; Billing Period Equal To 201009

elpaso

Energy CAP

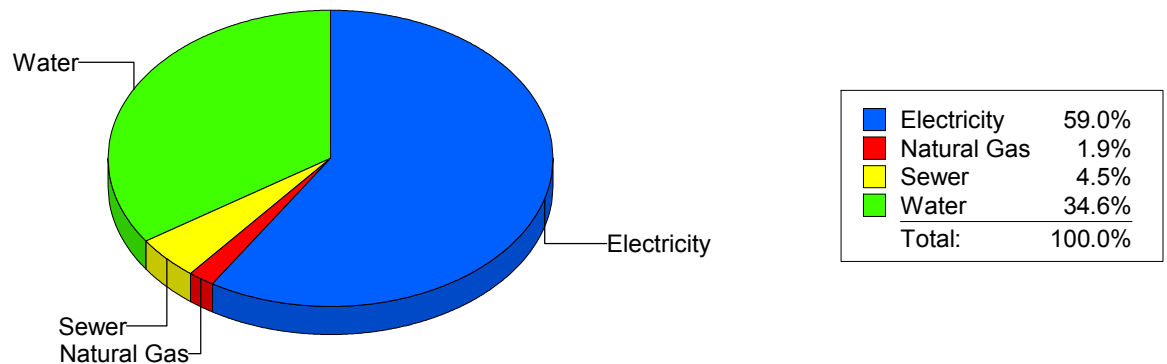
Cost Avoidance Program

Cost Summary Graph

Grouped by Energy Type

Energy Type	Use	Units	Meter Cost	Special Charges	Total Cost	Avg Unit Cost	% of Total Cost
Site: DR. L.A. NIXON ELEME - DR. L.A. NIXON ELEME							
Electricity	51,120	KWH	\$6,427.24	\$0.00	\$6,427.24	0.1257	58.95%
Natural Gas	297	CCF	\$212.15	\$0.00	\$212.15	0.7143	1.95%
Water	1,015	CCF	\$3,768.13	\$0.00	\$3,768.13	3.7124	34.56%
Sewer	193	CCF	\$494.44	\$0.00	\$494.44	2.5619	4.54%
Total Cost:			\$10,901.96	\$0.00	\$10,901.96		

For DR. L.A.
NIXON ELEME



Filters: Cost Center Name Not Equal To DoNotReport; Billing Period Equal To 201009

elpaso

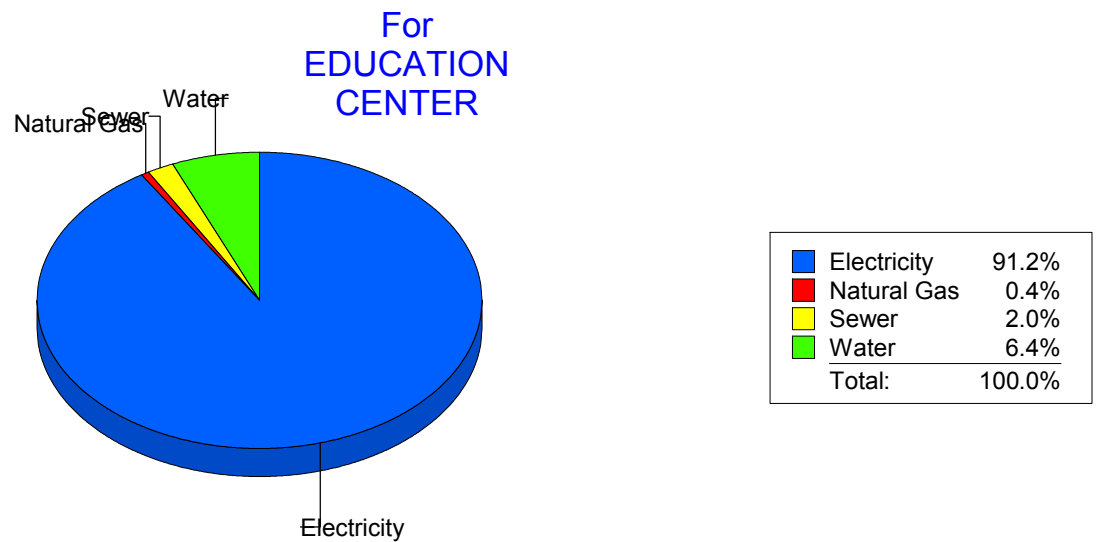
Energy CAP

Cost Avoidance Program

Cost Summary Graph

Grouped by Energy Type

Energy Type	Use	Units	Meter Cost	Special Charges	Total Cost	Avg Unit Cost	% of Total Cost
Site: EDUCATION CENTER - EDUCATION CENTER							
Electricity	356,776	KWH	\$38,757.36	\$0.00	\$38,757.36	0.1086	91.24%
Natural Gas	260	CCF	\$159.24	\$0.00	\$159.24	0.6125	0.37%
Water	972	CCF	\$2,713.69	\$0.00	\$2,713.69	2.7919	6.39%
Sewer	373	CCF	\$847.52	\$0.00	\$847.52	2.2722	2.00%
Total Cost:			\$42,477.81	\$0.00	\$42,477.81		



Filters: Cost Center Name Not Equal To DoNotReport; Billing Period Equal To 201009

elpaso

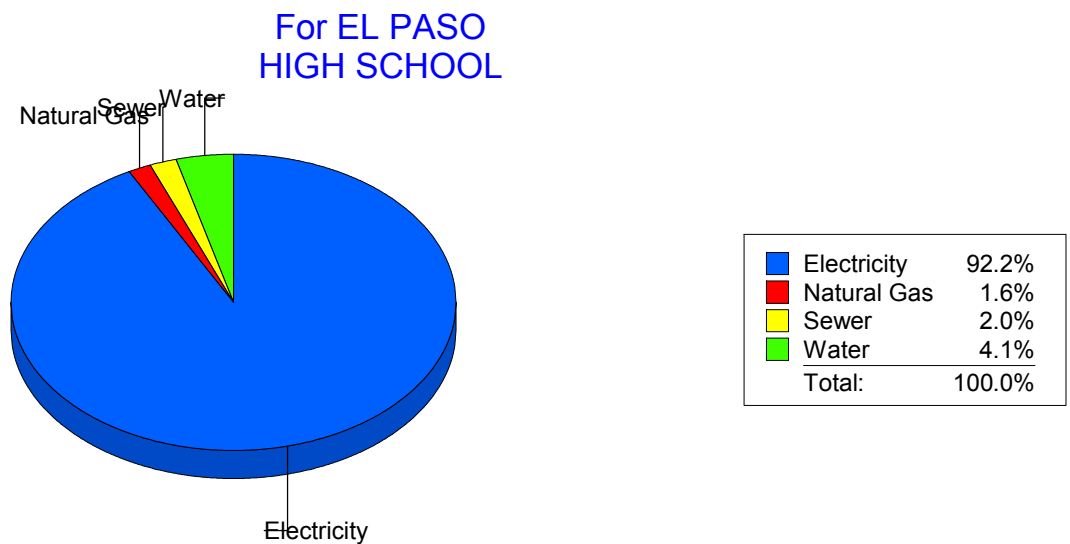
Energy CAP

Cost Avoidance Program

Cost Summary Graph

Grouped by Energy Type

Energy Type	Use	Units	Meter Cost	Special Charges	Total Cost	Avg Unit Cost	% of Total Cost
Site: EL PASO HIGH SCHOOL - EL PASO HIGH SCHOOL							
Electricity	279,547	KWH	\$31,050.85	\$0.00	\$31,050.85	0.1111	92.24%
Natural Gas	727	CCF	\$539.96	\$0.00	\$539.96	0.7427	1.60%
Water	619	CCF	\$1,394.78	\$0.00	\$1,394.78	2.2533	4.14%
Sewer	258	CCF	\$677.22	\$0.00	\$677.22	2.6249	2.01%
Total Cost:			\$33,662.81	\$0.00	\$33,662.81		



Filters: Cost Center Name Not Equal To DoNotReport; Billing Period Equal To 201009

elpaso

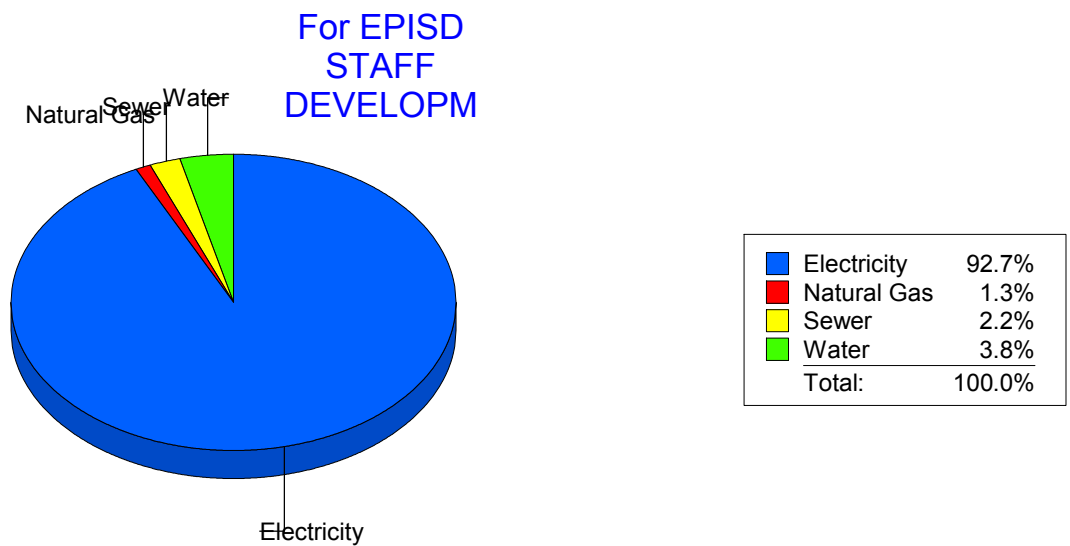
Energy CAP

Cost Avoidance Program

Cost Summary Graph

Grouped by Energy Type

Energy Type	Use	Units	Meter Cost	Special Charges	Total Cost	Avg Unit Cost	% of Total Cost
Site: EPISD STAFF DEVELOPM - EPISD STAFF DEVELOPM							
Electricity	25,080	KWH	\$2,946.85	\$0.00	\$2,946.85	0.1175	92.69%
Natural Gas	20	CCF	\$41.66	\$0.00	\$41.66	2.0830	1.31%
Water	33	CCF	\$119.79	\$0.00	\$119.79	3.6300	3.77%
Sewer	17	CCF	\$71.07	\$0.00	\$71.07	4.1806	2.24%
Total Cost:			\$3,179.37	\$0.00	\$3,179.37		



Filters: Cost Center Name Not Equal To DoNotReport; Billing Period Equal To 201009

elpaso

Energy CAP

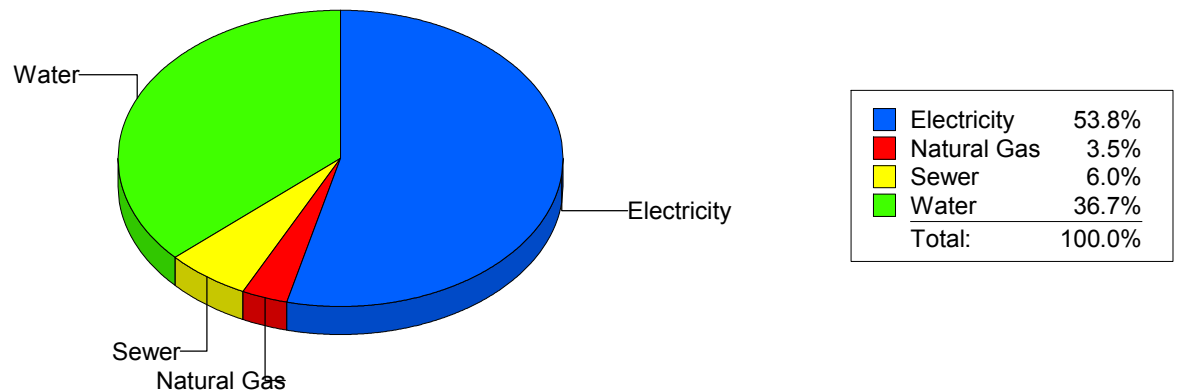
Cost Avoidance Program

Cost Summary Graph

Grouped by Energy Type

Energy Type	Use	Units	Meter Cost	Special Charges	Total Cost	Avg Unit Cost	% of Total Cost
Site: FANNIN ELEMENTARY - FANNIN ELEMENTARY							
Electricity	27,500	KWH	\$3,698.94	\$0.00	\$3,698.94	0.1345	53.78%
Natural Gas	287	CCF	\$238.20	\$0.00	\$238.20	0.8300	3.46%
Water	1,008	CCF	\$2,525.53	\$0.00	\$2,525.53	2.5055	36.72%
Sewer	170	CCF	\$415.75	\$0.00	\$415.75	2.4456	6.04%
Total Cost:			\$6,878.42	\$0.00	\$6,878.42		

For FANNIN
ELEMENTARY



Filters: Cost Center Name Not Equal To DoNotReport; Billing Period Equal To 201009

elpaso

Energy CAP

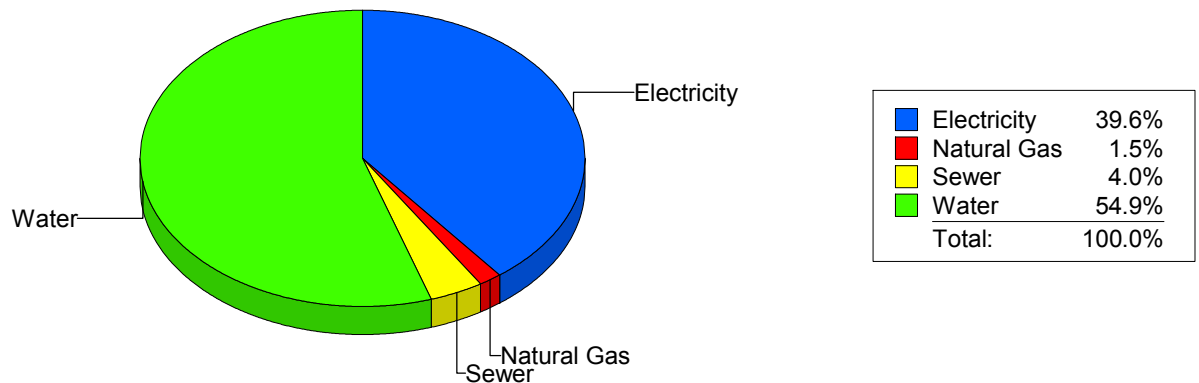
Cost Avoidance Program

Cost Summary Graph

Grouped by Energy Type

Energy Type	Use	Units	Meter Cost	Special Charges	Total Cost	Avg Unit Cost	% of Total Cost
Site: FINE ARTS/MULTIMEDIA - FINE ARTS/MULTIMEDIA							
Electricity	8,708	KWH	\$1,121.20	\$0.00	\$1,121.20	0.1288	39.58%
Natural Gas	19	CCF	\$41.25	\$0.00	\$41.25	2.1711	1.46%
Water	368	CCF	\$1,556.08	\$0.00	\$1,556.08	4.2285	54.93%
Sewer	41	CCF	\$114.31	\$0.00	\$114.31	2.7880	4.04%
Total Cost:			\$2,832.84	\$0.00	\$2,832.84		

For FINE
ARTS/MULTIMEDIA



Filters: Cost Center Name Not Equal To DoNotReport; Billing Period Equal To 201009

elpaso

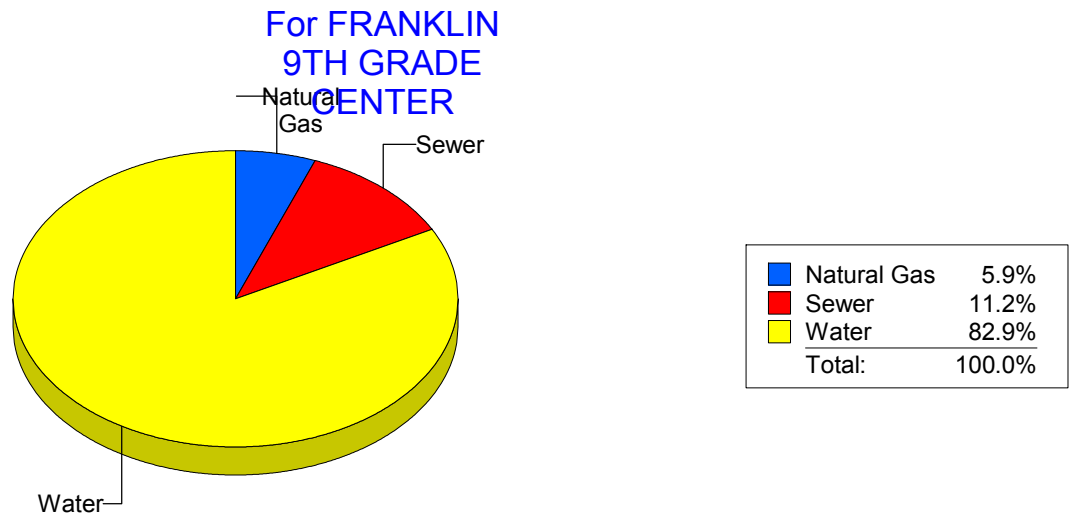
Energy CAP

Cost Avoidance Program

Cost Summary Graph

Grouped by Energy Type

Energy Type	Use	Units	Meter Cost	Special Charges	Total Cost	Avg Unit Cost	% of Total Cost
Site: FRANKLIN9THGRADECENTER - FRANKLIN 9TH GRADE CENTER							
Natural Gas	406	CCF	\$236.34	\$0.00	\$236.34	0.5821	5.90%
Water	2,871	CCF	\$3,320.03	\$0.00	\$3,320.03	1.1564	82.85%
Sewer	188	CCF	\$450.71	\$0.00	\$450.71	2.3974	11.25%
Total Cost:			\$4,007.08	\$0.00	\$4,007.08		



Filters: Cost Center Name Not Equal To DoNotReport; Billing Period Equal To 201009

elpaso

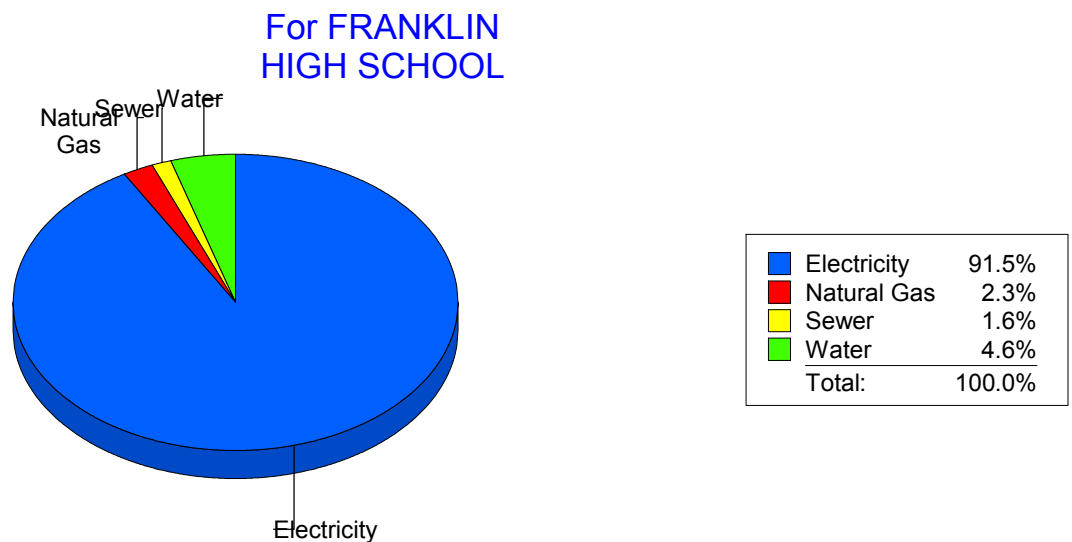
Energy CAP

Cost Avoidance Program

Cost Summary Graph

Grouped by Energy Type

Energy Type	Use	Units	Meter Cost	Special Charges	Total Cost	Avg Unit Cost	% of Total Cost
Site: FRANKLIN HIGH SCHOOL - FRANKLIN HIGH SCHOOL							
Electricity	415,613	KWH	\$42,183.90	\$0.00	\$42,183.90	0.1015	91.55%
Natural Gas	1,974	CCF	\$1,061.25	\$0.00	\$1,061.25	0.5376	2.30%
Water	937	CCF	\$2,113.04	\$0.00	\$2,113.04	2.2551	4.59%
Sewer	401	CCF	\$721.22	\$0.00	\$721.22	1.7986	1.57%
Total Cost:			\$46,079.41	\$0.00	\$46,079.41		



Filters: Cost Center Name Not Equal To DoNotReport; Billing Period Equal To 201009

elpaso

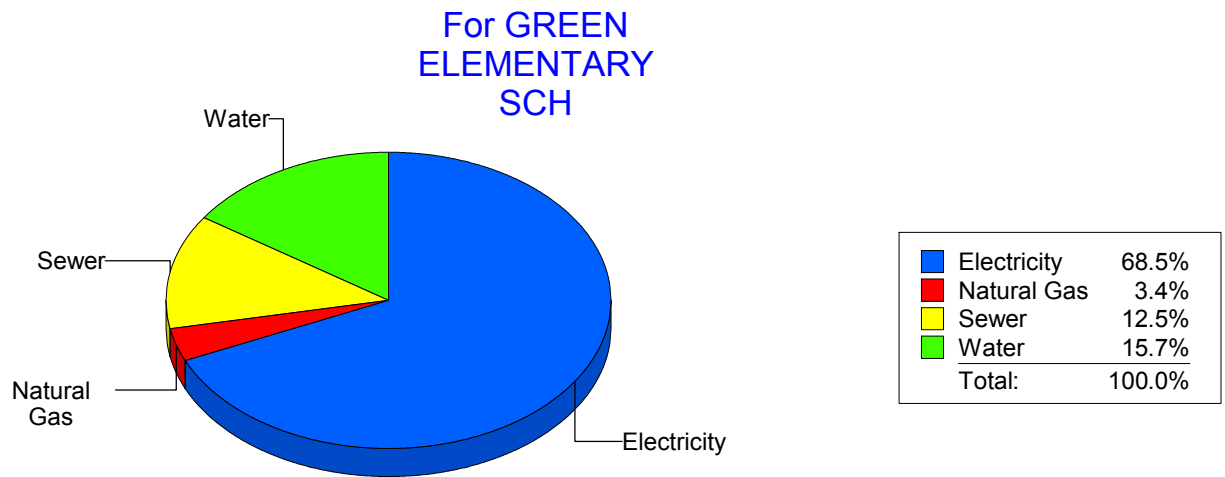
Energy CAP

Cost Avoidance Program

Cost Summary Graph

Grouped by Energy Type

Energy Type	Use	Units	Meter Cost	Special Charges	Total Cost	Avg Unit Cost	% of Total Cost
Site: GREEN ELEMENTARY SCH - GREEN ELEMENTARY SCH							
Electricity	37,800	KWH	\$4,877.17	\$0.00	\$4,877.17	0.1290	68.47%
Natural Gas	351	CCF	\$240.66	\$0.00	\$240.66	0.6856	3.38%
Water	569	CCF	\$1,117.52	\$0.00	\$1,117.52	1.9640	15.69%
Sewer	483	CCF	\$887.60	\$0.00	\$887.60	1.8377	12.46%
Total Cost:			\$7,122.95	\$0.00	\$7,122.95		



Filters: Cost Center Name Not Equal To DoNotReport; Billing Period Equal To 201009

elpaso

Energy CAP

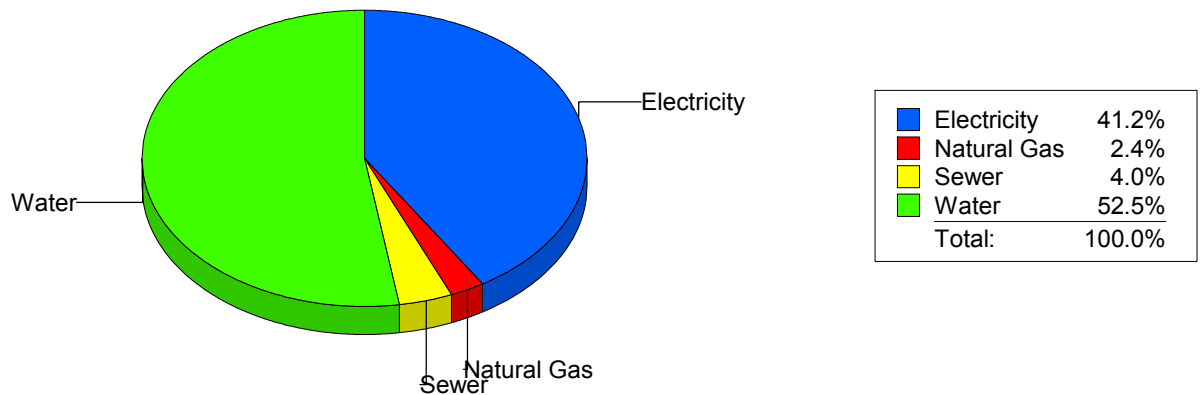
Cost Avoidance Program

Cost Summary Graph

Grouped by Energy Type

Energy Type	Use	Units	Meter Cost	Special Charges	Total Cost	Avg Unit Cost	% of Total Cost
Site: GUILLEN MIDDLE SCHOO - GUILLEN MIDDLE SCHOO							
Electricity	84,959	KWH	\$5,123.75	\$0.00	\$5,123.75	0.0603	41.17%
Natural Gas	464	CCF	\$300.11	\$0.00	\$300.11	0.6468	2.41%
Water	1,858	CCF	\$6,529.72	\$0.00	\$6,529.72	3.5144	52.47%
Sewer	230	CCF	\$491.95	\$0.00	\$491.95	2.1389	3.95%
Total Cost:			\$12,445.53	\$0.00	\$12,445.53		

For GUILLEN
MIDDLE
SCHOO



Filters: Cost Center Name Not Equal To DoNotReport; Billing Period Equal To 201009

elpaso

Energy CAP

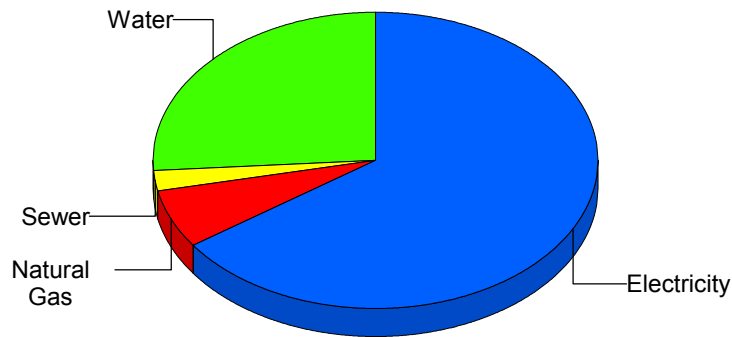
Cost Avoidance Program

Cost Summary Graph

Grouped by Energy Type

Energy Type	Use	Units	Meter Cost	Special Charges	Total Cost	Avg Unit Cost	% of Total Cost
Site: H.E. CHARLES MIDDLE - H.E. CHARLES MIDDLE							
Electricity	113,550	KWH	\$12,914.01	\$0.00	\$12,914.01	0.1137	65.32%
Natural Gas	2,451	CCF	\$1,276.26	\$0.00	\$1,276.26	0.5207	6.46%
Water	1,270	CCF	\$5,155.67	\$0.00	\$5,155.67	4.0596	26.08%
Sewer	167	CCF	\$424.04	\$0.00	\$424.04	2.5392	2.14%
Total Cost:			\$19,769.98	\$0.00	\$19,769.98		

For H.E.
CHARLES
MIDDLE



Electricity	65.3%
Natural Gas	6.5%
Sewer	2.1%
Water	26.1%
Total:	100.0%

Filters: Cost Center Name Not Equal To DoNotReport; Billing Period Equal To 201009

elpaso

Energy CAP

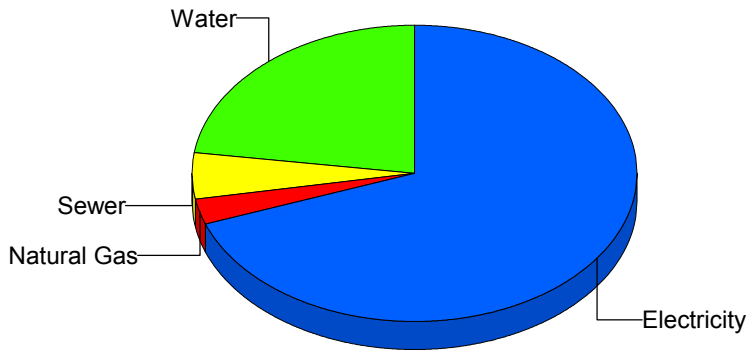
Cost Avoidance Program

Cost Summary Graph

Grouped by Energy Type

Energy Type	Use	Units	Meter Cost	Special Charges	Total Cost	Avg Unit Cost	% of Total Cost
Site: HART ELEMENTARY SCHO - HART ELEMENTARY SCHO							
Electricity	32,439	KWH	\$4,027.66	\$0.00	\$4,027.66	0.1242	69.48%
Natural Gas	247	CCF	\$152.38	\$0.00	\$152.38	0.6169	2.63%
Water	408	CCF	\$1,319.15	\$0.00	\$1,319.15	3.2332	22.76%
Sewer	118	CCF	\$297.58	\$0.00	\$297.58	2.5219	5.13%
Total Cost:			\$5,796.77	\$0.00	\$5,796.77		

For HART
ELEMENTARY
SCHO



Electricity	69.5%
Natural Gas	2.6%
Sewer	5.1%
Water	22.8%
Total:	100.0%

Filters: Cost Center Name Not Equal To DoNotReport; Billing Period Equal To 201009

elpaso

Energy CAP

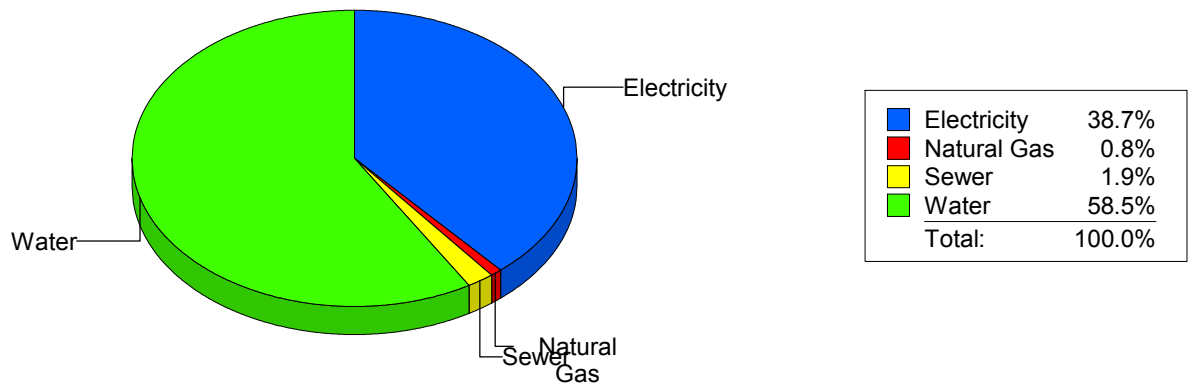
Cost Avoidance Program

Cost Summary Graph

Grouped by Energy Type

Energy Type	Use	Units	Meter Cost	Special Charges	Total Cost	Avg Unit Cost	% of Total Cost
Site: HAWKINS ELEMENTARY S - HAWKINS ELEMENTARY S							
Electricity	31,468	KWH	\$3,627.74	\$0.00	\$3,627.74	0.1153	38.75%
Natural Gas	100	CCF	\$74.77	\$0.00	\$74.77	0.7477	0.80%
Water	1,144	CCF	\$5,480.05	\$0.00	\$5,480.05	4.7903	58.53%
Sewer	44	CCF	\$180.36	\$0.00	\$180.36	4.0991	1.93%
Total Cost:			\$9,362.92	\$0.00	\$9,362.92		

For HAWKINS
ELEMENTARY
S



Filters: Cost Center Name Not Equal To DoNotReport; Billing Period Equal To 201009

elpaso

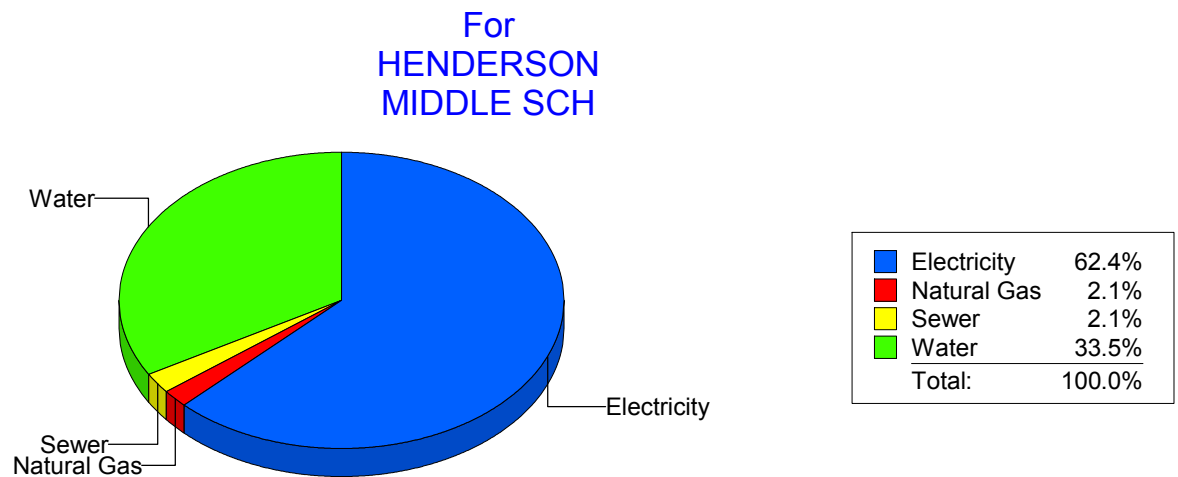
Energy CAP

Cost Avoidance Program

Cost Summary Graph

Grouped by Energy Type

Energy Type	Use	Units	Meter Cost	Special Charges	Total Cost	Avg Unit Cost	% of Total Cost
Site: HENDERSON MIDDLE SCH - HENDERSON MIDDLE SCH							
Electricity	75,854	KWH	\$9,336.17	\$0.00	\$9,336.17	0.1231	62.40%
Natural Gas	545	CCF	\$308.80	\$0.00	\$308.80	0.5666	2.06%
Water	1,554	CCF	\$5,007.44	\$0.00	\$5,007.44	3.2223	33.47%
Sewer	194	CCF	\$308.62	\$0.00	\$308.62	1.5908	2.06%
Total Cost:			\$14,961.03	\$0.00	\$14,961.03		



Filters: Cost Center Name Not Equal To DoNotReport; Billing Period Equal To 201009

elpaso

Energy CAP

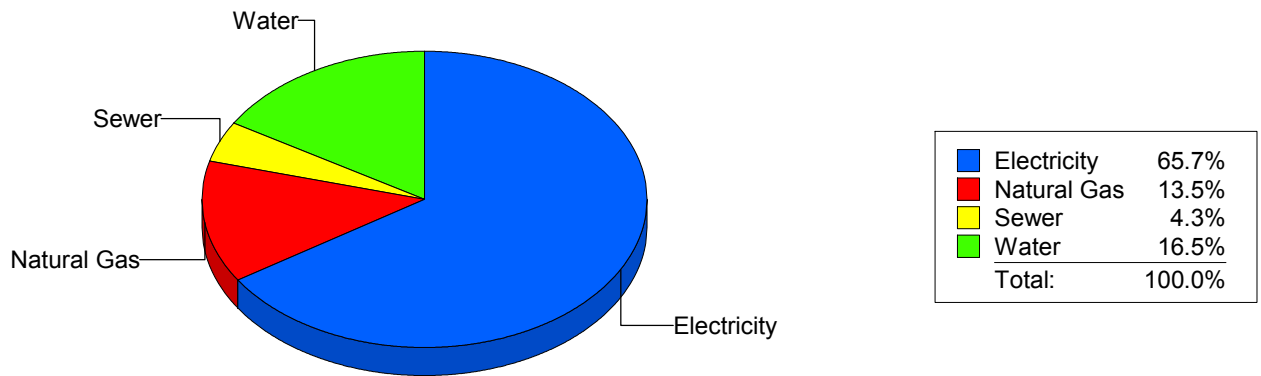
Cost Avoidance Program

Cost Summary Graph

Grouped by Energy Type

Energy Type	Use	Units	Meter Cost	Special Charges	Total Cost	Avg Unit Cost	% of Total Cost
Site: HERCULES COTTAGES - HERCULES COTTAGES							
Electricity	5,476	KWH	\$820.92	\$0.00	\$820.92	0.1499	65.74%
Natural Gas	5	CCF	\$168.97	\$0.00	\$168.97	33.7940	13.53%
Water	57	CCF	\$205.59	\$0.00	\$205.59	3.6068	16.46%
Sewer	18	CCF	\$53.19	\$0.00	\$53.19	2.9550	4.26%
Total Cost:			\$1,248.67	\$0.00	\$1,248.67		

For HERCULES COTTAGES



Filters: Cost Center Name Not Equal To DoNotReport; Billing Period Equal To 201009

elpaso

Energy CAP

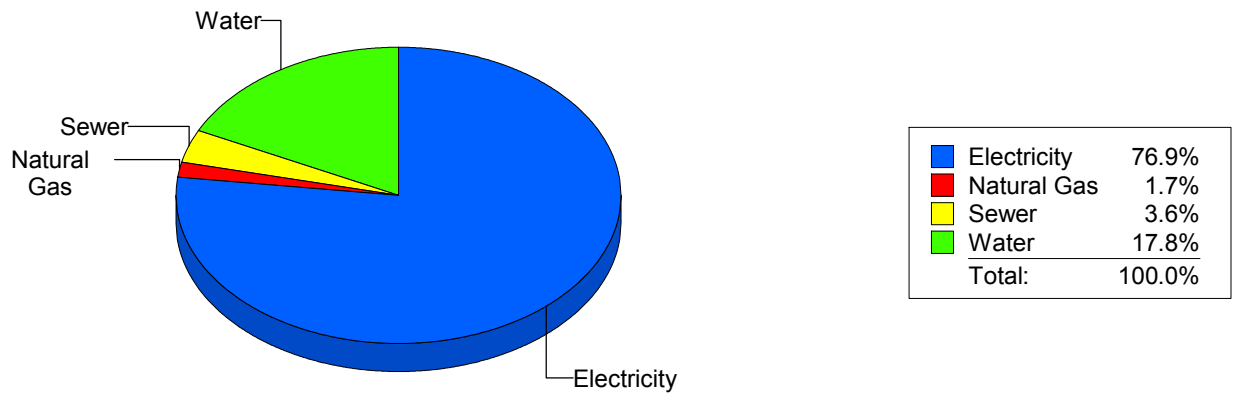
Cost Avoidance Program

Cost Summary Graph

Grouped by Energy Type

Energy Type	Use	Units	Meter Cost	Special Charges	Total Cost	Avg Unit Cost	% of Total Cost
Site: HERRERA - HERRERA ELEMENTARY							
Electricity	84,200	KWH	\$11,846.77	\$0.00	\$11,846.77	0.1407	76.94%
Natural Gas	452	CCF	\$260.62	\$0.00	\$260.62	0.5766	1.69%
Water	813	CCF	\$2,734.92	\$0.00	\$2,734.92	3.3640	17.76%
Sewer	270	CCF	\$554.85	\$0.00	\$554.85	2.0550	3.60%
Total Cost:			\$15,397.16	\$0.00	\$15,397.16		

For HERRERA
ELEMENTARY



Filters: Cost Center Name Not Equal To DoNotReport; Billing Period Equal To 201009

elpaso

Energy CAP

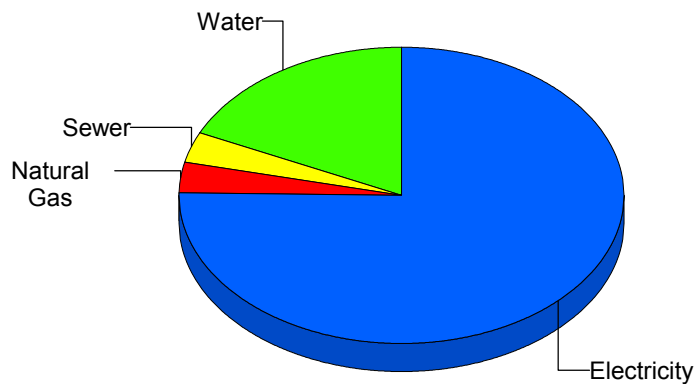
Cost Avoidance Program

Cost Summary Graph

Grouped by Energy Type

Energy Type	Use	Units	Meter Cost	Special Charges	Total Cost	Avg Unit Cost	% of Total Cost
Site: HILLSIDE ELEMENTARY - HILLSIDE ELEMENTARY							
Electricity	49,494	KWH	\$6,861.85	\$0.00	\$6,861.85	0.1386	75.20%
Natural Gas	386	CCF	\$313.02	\$0.00	\$313.02	0.8109	3.43%
Water	431	CCF	\$1,636.57	\$0.00	\$1,636.57	3.7971	17.94%
Sewer	89	CCF	\$312.88	\$0.00	\$312.88	3.5155	3.43%
Total Cost:			\$9,124.32	\$0.00	\$9,124.32		

For HILLSIDE
ELEMENTARY



Electricity	75.2%
Natural Gas	3.4%
Sewer	3.4%
Water	17.9%
Total:	100.0%

Filters: Cost Center Name Not Equal To DoNotReport; Billing Period Equal To 201009

elpaso

Energy CAP

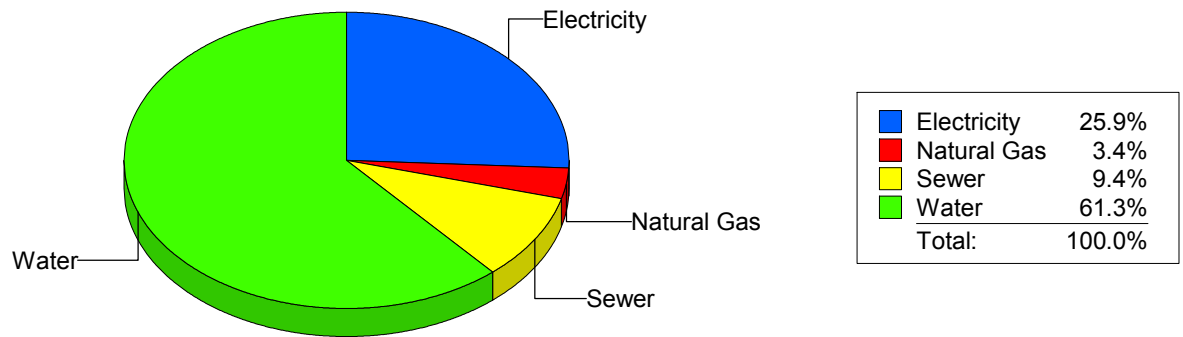
Cost Avoidance Program

Cost Summary Graph

Grouped by Energy Type

Energy Type	Use	Units	Meter Cost	Special Charges	Total Cost	Avg Unit Cost	% of Total Cost
Site: HOUSTON INTERMEDIATE - HOUSTON INTERMEDIATE							
Electricity	5,342	KWH	\$772.38	\$0.00	\$772.38	0.1446	25.90%
Natural Gas	1	CCF	\$100.56	\$0.00	\$100.56	100.5600	3.37%
Water	417	CCF	\$1,829.41	\$0.00	\$1,829.41	4.3871	61.35%
Sewer	55	CCF	\$279.81	\$0.00	\$279.81	5.0875	9.38%
Total Cost:			\$2,982.16	\$0.00	\$2,982.16		

For HOUSTON
INTERMEDIATE



Filters: Cost Center Name Not Equal To DoNotReport; Billing Period Equal To 201009

elpaso

Energy CAP

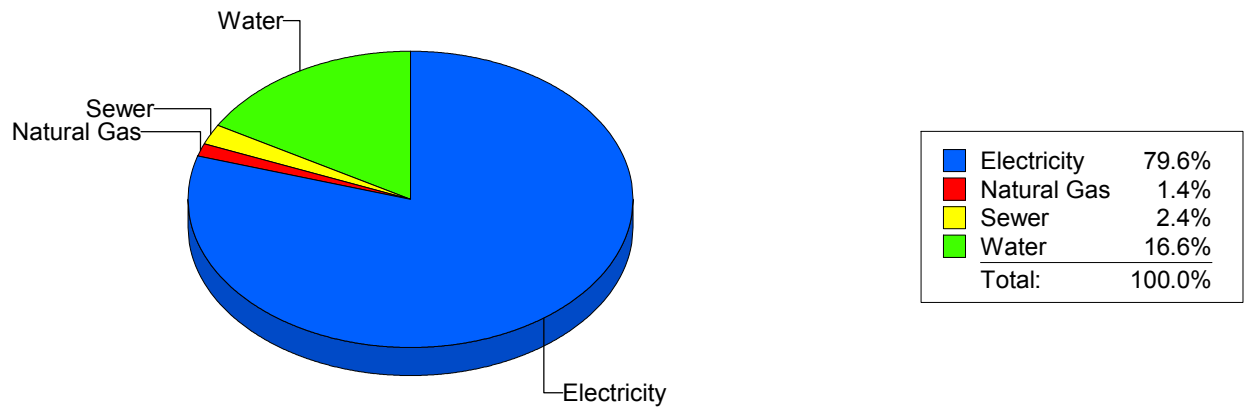
Cost Avoidance Program

Cost Summary Graph

Grouped by Energy Type

Energy Type	Use	Units	Meter Cost	Special Charges	Total Cost	Avg Unit Cost	% of Total Cost
Site: MOYE - HR MOYE							
Electricity	86,400	KWH	\$10,748.21	\$0.00	\$10,748.21	0.1244	79.61%
Natural Gas	328	CCF	\$194.14	\$0.00	\$194.14	0.5919	1.44%
Water	510	CCF	\$2,235.86	\$0.00	\$2,235.86	4.3840	16.56%
Sewer	87	CCF	\$322.44	\$0.00	\$322.44	3.7062	2.39%
Total Cost:			\$13,500.65	\$0.00	\$13,500.65		

For HR MOYE



Filters: Cost Center Name Not Equal To DoNotReport; Billing Period Equal To 201009

elpaso

Energy CAP

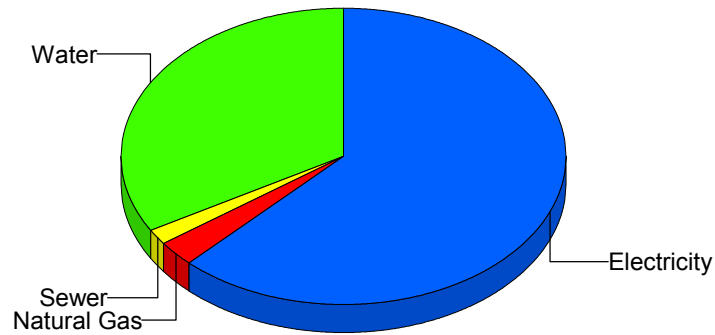
Cost Avoidance Program

Cost Summary Graph

Grouped by Energy Type

Energy Type	Use	Units	Meter Cost	Special Charges	Total Cost	Avg Unit Cost	% of Total Cost
Site: HUGHEY ELEMENTARY SC - HUGHEY ELEMENTARY SC							
Electricity	37,440	KWH	\$5,275.87	\$0.00	\$5,275.87	0.1409	62.23%
Natural Gas	392	CCF	\$228.94	\$0.00	\$228.94	0.5840	2.70%
Water	658	CCF	\$2,836.38	\$0.00	\$2,836.38	4.3106	33.45%
Sewer	58	CCF	\$137.17	\$0.00	\$137.17	2.3650	1.62%
Total Cost:			\$8,478.36	\$0.00	\$8,478.36		

For HUGHEY
ELEMENTARY
SC



Electricity	62.2%
Natural Gas	2.7%
Sewer	1.6%
Water	33.5%
Total:	100.0%

Filters: Cost Center Name Not Equal To DoNotReport; Billing Period Equal To 201009

elpaso

Energy CAP

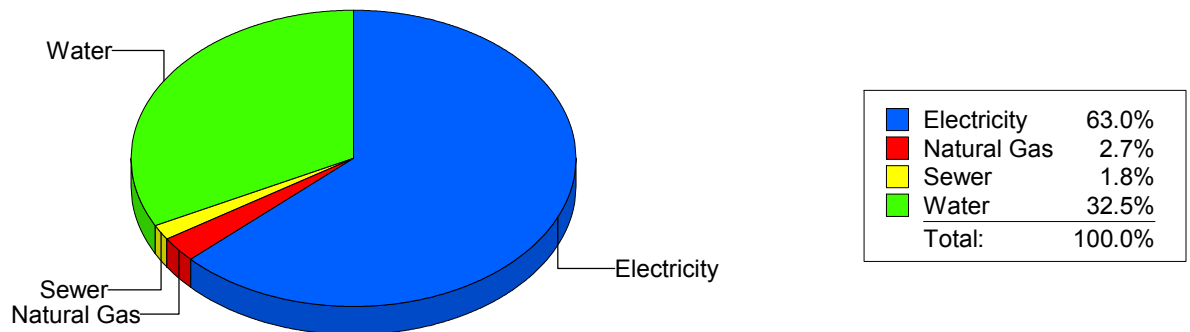
Cost Avoidance Program

Cost Summary Graph

Grouped by Energy Type

Energy Type	Use	Units	Meter Cost	Special Charges	Total Cost	Avg Unit Cost	% of Total Cost
Site: IRVIN HIGH SCHOOL - IRVIN HIGH SCHOOL							
Electricity	167,968	KWH	\$19,974.11	\$0.00	\$19,974.11	0.1189	63.04%
Natural Gas	1,551	CCF	\$852.81	\$0.00	\$852.81	0.5498	2.69%
Water	2,603	CCF	\$10,285.49	\$0.00	\$10,285.49	3.9514	32.46%
Sewer	343	CCF	\$573.22	\$0.00	\$573.22	1.6712	1.81%
Total Cost:			\$31,685.63	\$0.00	\$31,685.63		

For IRVIN HIGH SCHOOL



Filters: Cost Center Name Not Equal To DoNotReport; Billing Period Equal To 201009

elpaso

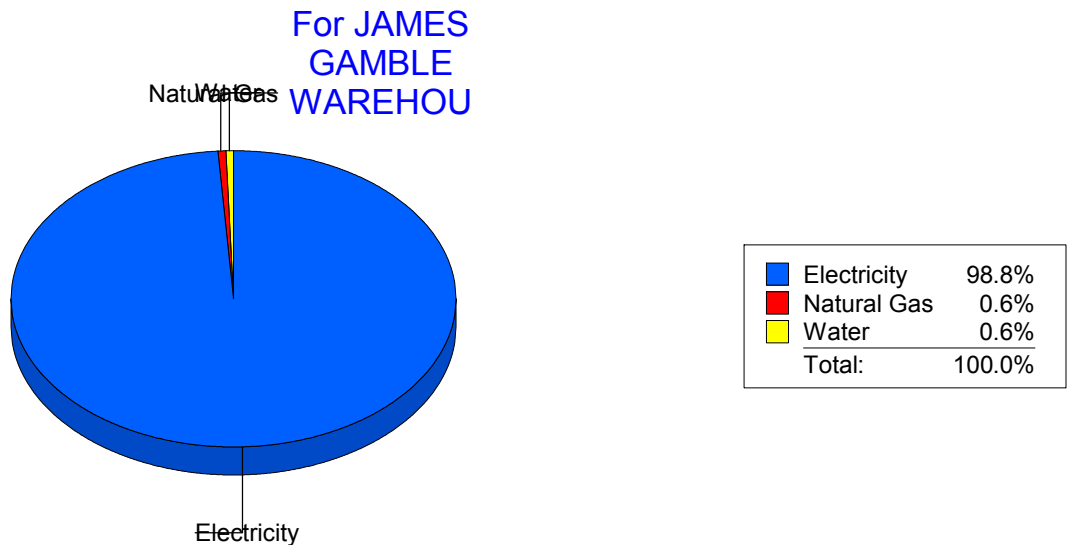
Energy CAP

Cost Avoidance Program

Cost Summary Graph

Grouped by Energy Type

Energy Type	Use	Units	Meter Cost	Special Charges	Total Cost	Avg Unit Cost	% of Total Cost
Site: JAMES GAMBLE WAREHOU - JAMES GAMBLE WAREHOU							
Electricity	41,000	KWH	\$5,795.07	\$0.00	\$5,795.07	0.1413	98.76%
Natural Gas	7	CCF	\$36.21	\$0.00	\$36.21	5.1729	0.62%
Water	0	CCF	\$36.36	\$0.00	\$36.36	0.0000	0.62%
Total Cost:			\$5,867.64	\$0.00	\$5,867.64		



Filters: Cost Center Name Not Equal To DoNotReport; Billing Period Equal To 201009

elpaso

Energy CAP

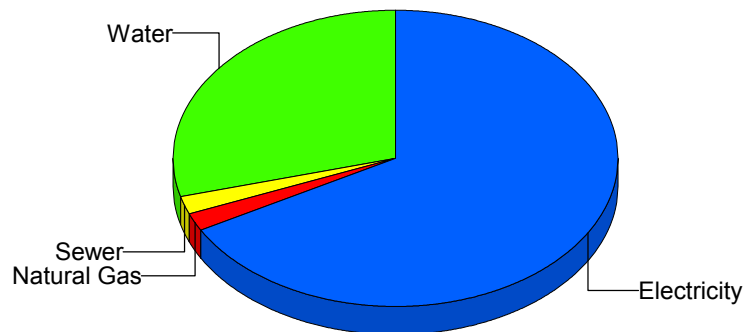
Cost Avoidance Program

Cost Summary Graph

Grouped by Energy Type

Energy Type	Use	Units	Meter Cost	Special Charges	Total Cost	Avg Unit Cost	% of Total Cost
Site: JEFFERSON HIGH SCHOO - JEFFERSON HIGH SCHOO							
Electricity	187,143	KWH	\$20,626.22	\$0.00	\$20,626.22	0.1102	66.83%
Natural Gas	795	CCF	\$645.14	\$0.00	\$645.14	0.8115	2.09%
Water	2,466	CCF	\$9,008.85	\$0.00	\$9,008.85	3.6532	29.19%
Sewer	188	CCF	\$583.31	\$0.00	\$583.31	3.1027	1.89%
Total Cost:			\$30,863.52	\$0.00	\$30,863.52		

For
JEFFERSON
HIGH SCHOO



Electricity	66.8%
Natural Gas	2.1%
Sewer	1.9%
Water	29.2%
Total:	100.0%

Filters: Cost Center Name Not Equal To DoNotReport; Billing Period Equal To 201009

elpaso

Energy CAP

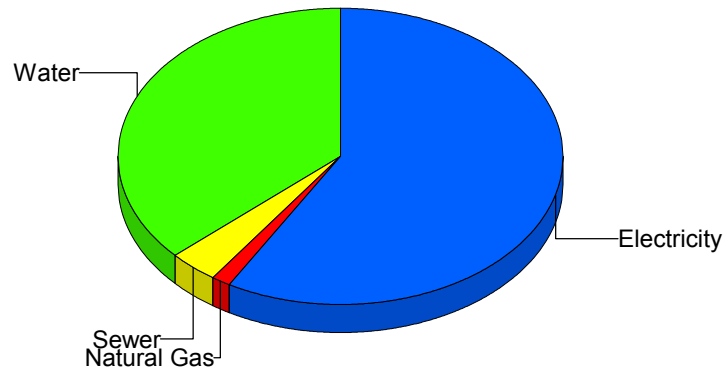
Cost Avoidance Program

Cost Summary Graph

Grouped by Energy Type

Energy Type	Use	Units	Meter Cost	Special Charges	Total Cost	Avg Unit Cost	% of Total Cost
Site: KOHLBERG ELEMENTARY - KOHLBERG ELEMENTARY							
Electricity	62,320	KWH	\$8,129.13	\$0.00	\$8,129.13	0.1304	58.46%
Natural Gas	294	CCF	\$177.19	\$0.00	\$177.19	0.6027	1.27%
Water	1,379	CCF	\$5,099.60	\$0.00	\$5,099.60	3.6980	36.67%
Sewer	246	CCF	\$499.51	\$0.00	\$499.51	2.0305	3.59%
Total Cost:			\$13,905.43	\$0.00	\$13,905.43		

For
KOHLBERG
ELEMENTARY



Electricity	58.5%
Natural Gas	1.3%
Sewer	3.6%
Water	36.7%
Total:	100.0%

Filters: Cost Center Name Not Equal To DoNotReport; Billing Period Equal To 201009

elpaso

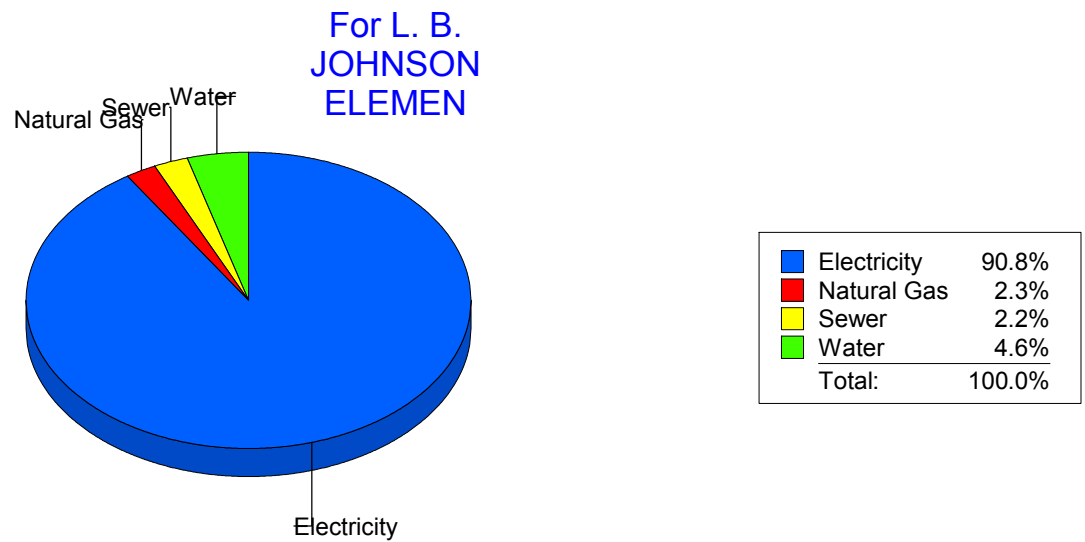
Energy CAP

Cost Avoidance Program

Cost Summary Graph

Grouped by Energy Type

Energy Type	Use	Units	Meter Cost	Special Charges	Total Cost	Avg Unit Cost	% of Total Cost
Site: L. B. JOHNSON ELEMEN - L. B. JOHNSON ELEMEN							
Electricity	98,200	KWH	\$12,432.83	\$0.00	\$12,432.83	0.1266	90.83%
Natural Gas	504	CCF	\$321.38	\$0.00	\$321.38	0.6377	2.35%
Water	410	CCF	\$626.87	\$0.00	\$626.87	1.5290	4.58%
Sewer	117	CCF	\$306.52	\$0.00	\$306.52	2.6198	2.24%
Total Cost:			\$13,687.60	\$0.00	\$13,687.60		



Filters: Cost Center Name Not Equal To DoNotReport; Billing Period Equal To 201009

elpaso

Energy CAP

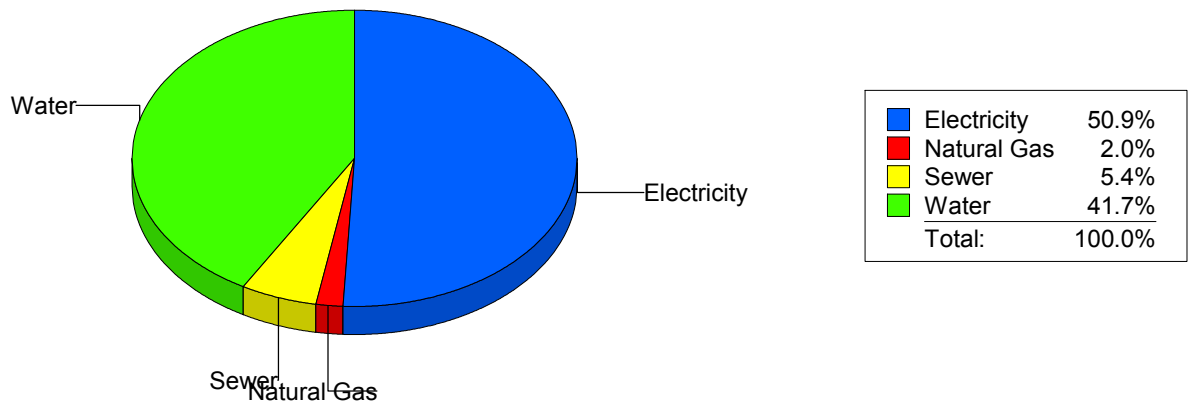
Cost Avoidance Program

Cost Summary Graph

Grouped by Energy Type

Energy Type	Use	Units	Meter Cost	Special Charges	Total Cost	Avg Unit Cost	% of Total Cost
Site: LAMAR ELEMENTARY SCH - LAMAR ELEMENTARY SCH							
Electricity	45,300	KWH	\$5,641.20	\$0.00	\$5,641.20	0.1245	50.93%
Natural Gas	244	CCF	\$217.56	\$0.00	\$217.56	0.8916	1.96%
Water	1,193	CCF	\$4,623.01	\$0.00	\$4,623.01	3.8751	41.74%
Sewer	203	CCF	\$595.27	\$0.00	\$595.27	2.9324	5.37%
Total Cost:			\$11,077.04	\$0.00	\$11,077.04		

For LAMAR
ELEMENTARY
SCH



Filters: Cost Center Name Not Equal To DoNotReport; Billing Period Equal To 201009

elpaso

Energy CAP

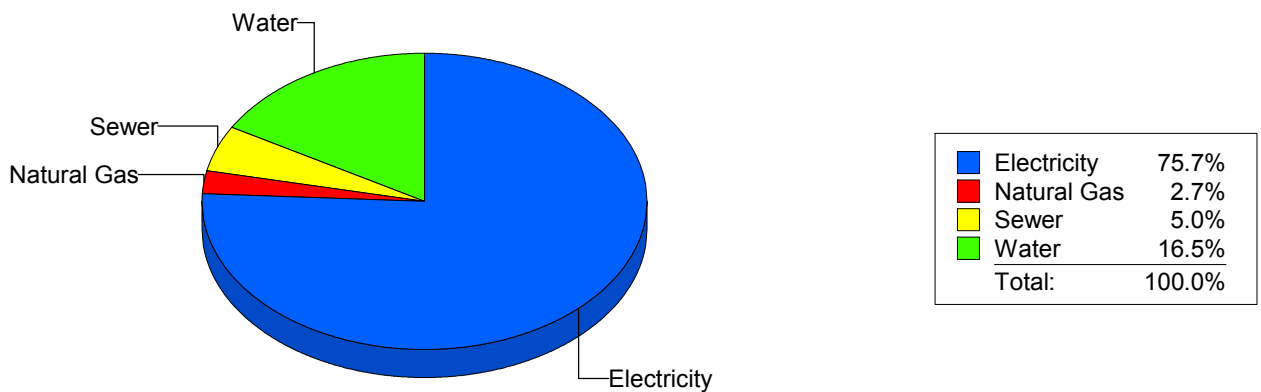
Cost Avoidance Program

Cost Summary Graph

Grouped by Energy Type

Energy Type	Use	Units	Meter Cost	Special Charges	Total Cost	Avg Unit Cost	% of Total Cost
Site: LEE ELEMENTARY - LEE ELEMENTARY							
Electricity	47,082	KWH	\$6,251.23	\$0.00	\$6,251.23	0.1328	75.72%
Natural Gas	288	CCF	\$226.08	\$0.00	\$226.08	0.7850	2.74%
Water	457	CCF	\$1,364.87	\$0.00	\$1,364.87	2.9866	16.53%
Sewer	104	CCF	\$413.73	\$0.00	\$413.73	3.9782	5.01%
Total Cost:			\$8,255.91	\$0.00	\$8,255.91		

For LEE
ELEMENTARY



Filters: Cost Center Name Not Equal To DoNotReport; Billing Period Equal To 201009

elpaso

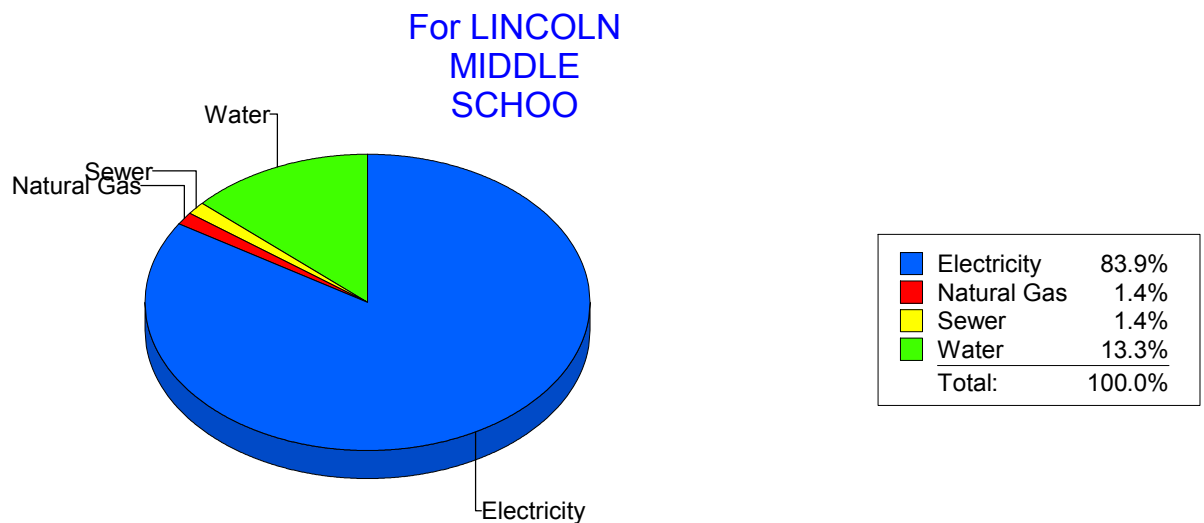
Energy CAP

Cost Avoidance Program

Cost Summary Graph

Grouped by Energy Type

Energy Type	Use	Units	Meter Cost	Special Charges	Total Cost	Avg Unit Cost	% of Total Cost
Site: LINCOLN MIDDLE SCHOO - LINCOLN MIDDLE SCHOO							
Electricity	158,550	KWH	\$20,611.76	\$0.00	\$20,611.76	0.1300	83.90%
Natural Gas	609	CCF	\$341.28	\$0.00	\$341.28	0.5604	1.39%
Water	894	CCF	\$3,264.57	\$0.00	\$3,264.57	3.6516	13.29%
Sewer	166	CCF	\$348.43	\$0.00	\$348.43	2.0990	1.42%
Total Cost:			\$24,566.04	\$0.00	\$24,566.04		



Filters: Cost Center Name Not Equal To DoNotReport; Billing Period Equal To 201009

elpaso

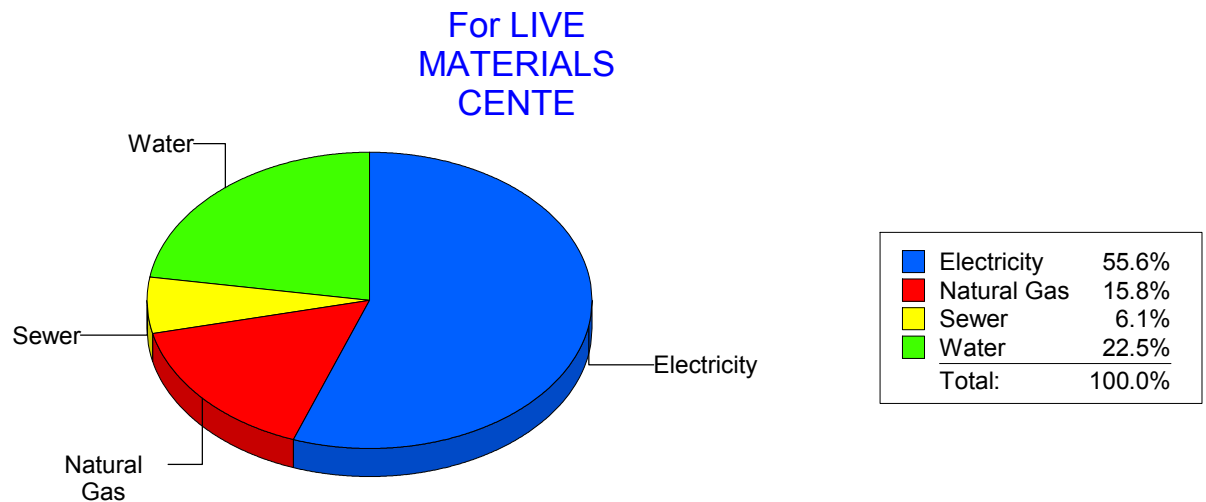
Energy CAP

Cost Avoidance Program

Cost Summary Graph

Grouped by Energy Type

Energy Type	Use	Units	Meter Cost	Special Charges	Total Cost	Avg Unit Cost	% of Total Cost
Site: LIVE MATERIALS CENTE - LIVE MATERIALS CENTE							
Electricity	1,751	KWH	\$253.96	\$0.00	\$253.96	0.1450	55.64%
Natural Gas	13	CCF	\$72.14	\$0.00	\$72.14	5.5492	15.80%
Water	28	CCF	\$102.53	\$0.00	\$102.53	3.6618	22.46%
Sewer	6	CCF	\$27.84	\$0.00	\$27.84	4.6400	6.10%
Total Cost:			\$456.47	\$0.00	\$456.47		



Filters: Cost Center Name Not Equal To DoNotReport; Billing Period Equal To 201009

elpaso

Energy CAP

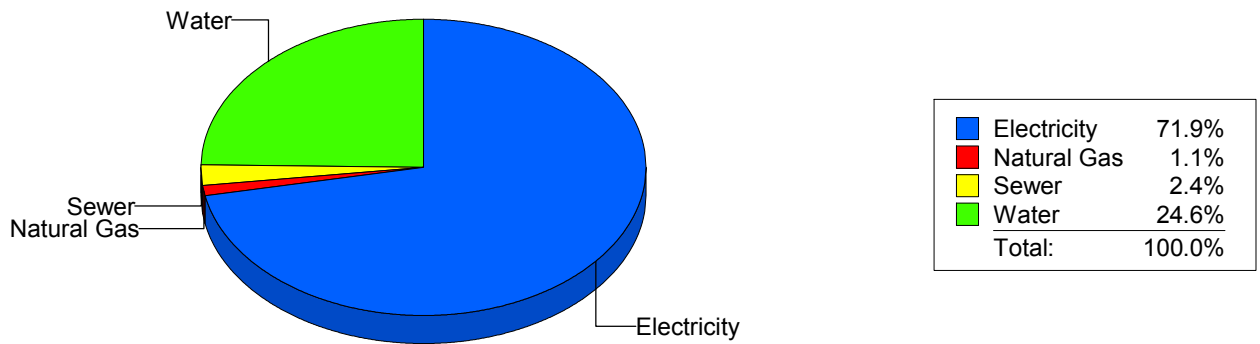
Cost Avoidance Program

Cost Summary Graph

Grouped by Energy Type

Energy Type	Use	Units	Meter Cost	Special Charges	Total Cost	Avg Unit Cost	% of Total Cost
Site: LOGAN ELEMENTARY - LOGAN ELEMENTARY							
Electricity	34,840	KWH	\$4,532.87	\$0.00	\$4,532.87	0.1301	71.88%
Natural Gas	69	CCF	\$69.07	\$0.00	\$69.07	1.0010	1.10%
Water	414	CCF	\$1,550.81	\$0.00	\$1,550.81	3.7459	24.59%
Sewer	72	CCF	\$153.68	\$0.00	\$153.68	2.1344	2.44%
Total Cost:			\$6,306.43	\$0.00	\$6,306.43		

For LOGAN
ELEMENTARY



Filters: Cost Center Name Not Equal To DoNotReport; Billing Period Equal To 201009

elpaso

Energy CAP

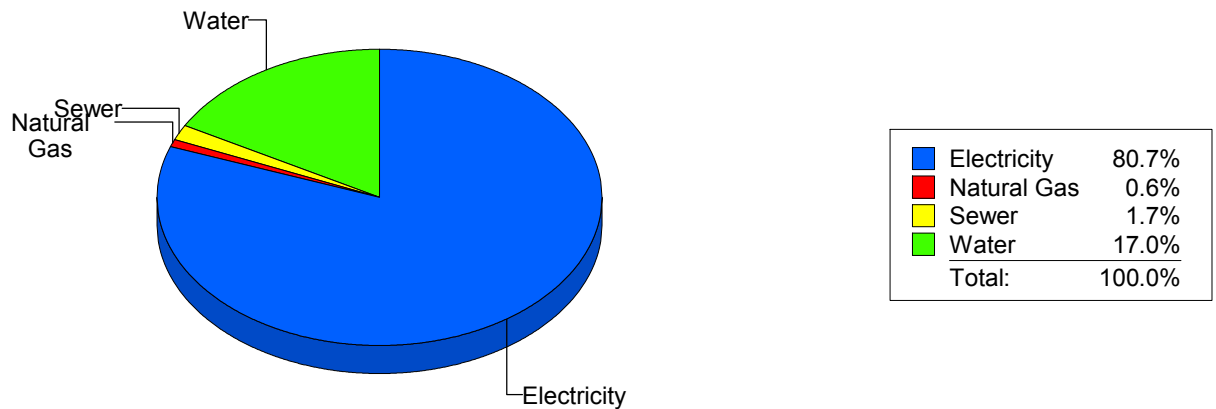
Cost Avoidance Program

Cost Summary Graph

Grouped by Energy Type

Energy Type	Use	Units	Meter Cost	Special Charges	Total Cost	Avg Unit Cost	% of Total Cost
Site: LUNDY - LUNDY							
Electricity	89,800	KWH	\$11,917.30	\$0.00	\$11,917.30	0.1327	80.68%
Natural Gas	120	CCF	\$85.33	\$0.00	\$85.33	0.7111	0.58%
Water	564	CCF	\$2,511.42	\$0.00	\$2,511.42	4.4529	17.00%
Sewer	36	CCF	\$257.67	\$0.00	\$257.67	7.1575	1.74%
Total Cost:			\$14,771.72	\$0.00	\$14,771.72		

For LUNDY



Filters: Cost Center Name Not Equal To DoNotReport; Billing Period Equal To 201009

elpaso

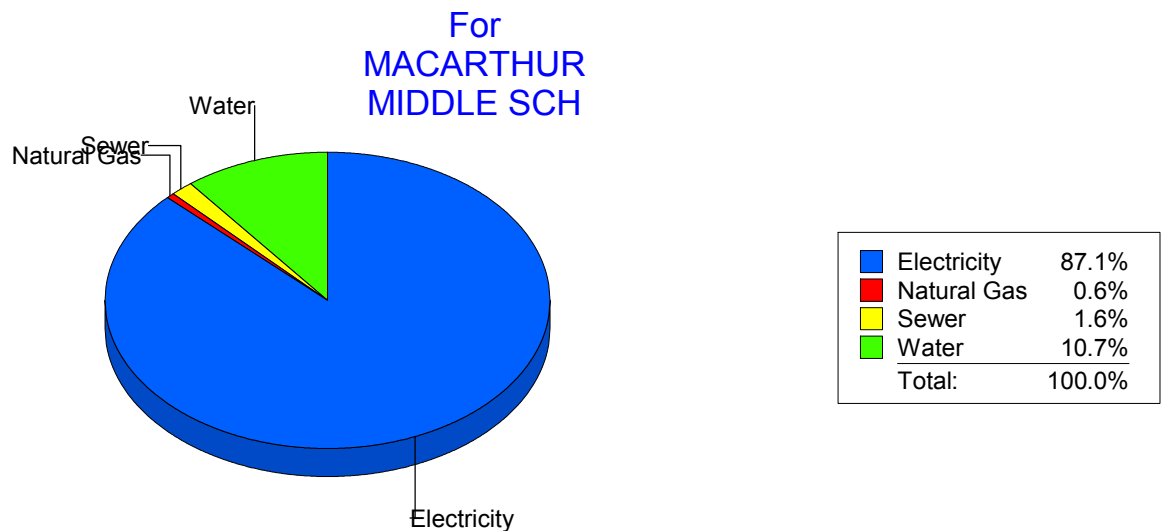
Energy CAP

Cost Avoidance Program

Cost Summary Graph

Grouped by Energy Type

Energy Type	Use	Units	Meter Cost	Special Charges	Total Cost	Avg Unit Cost	% of Total Cost
Site: MACARTHUR MIDDLE SCH - MACARTHUR MIDDLE SCH							
Electricity	118,920	KWH	\$14,915.16	\$0.00	\$14,915.16	0.1254	87.14%
Natural Gas	156	CCF	\$104.33	\$0.00	\$104.33	0.6688	0.61%
Water	582	CCF	\$1,827.32	\$0.00	\$1,827.32	3.1397	10.68%
Sewer	104	CCF	\$269.69	\$0.00	\$269.69	2.5932	1.58%
Total Cost:			\$17,116.50	\$0.00	\$17,116.50		



Filters: Cost Center Name Not Equal To DoNotReport; Billing Period Equal To 201009

elpaso

Energy CAP

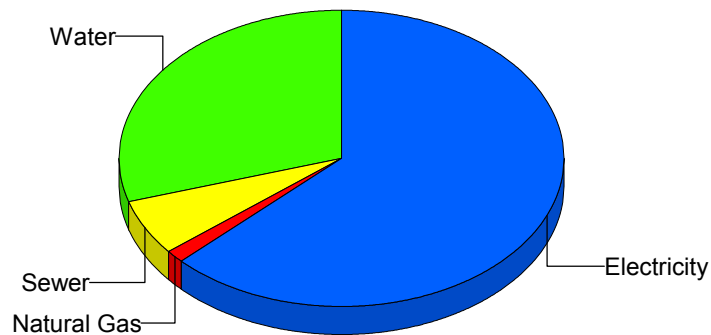
Cost Avoidance Program

Cost Summary Graph

Grouped by Energy Type

Energy Type	Use	Units	Meter Cost	Special Charges	Total Cost	Avg Unit Cost	% of Total Cost
Site: MAGOFFIN MIDDLE SCHO - MAGOFFIN MIDDLE SCHO							
Electricity	26,574	KWH	\$3,103.79	\$0.00	\$3,103.79	0.1168	62.67%
Natural Gas	112	CCF	\$80.87	\$0.00	\$80.87	0.7221	1.63%
Water	534	CCF	\$1,473.46	\$0.00	\$1,473.46	2.7593	29.75%
Sewer	65	CCF	\$294.50	\$0.00	\$294.50	4.5308	5.95%
Total Cost:			\$4,952.62	\$0.00	\$4,952.62		

For MAGOFFIN
MIDDLE SCHO



Electricity	62.7%
Natural Gas	1.6%
Sewer	5.9%
Water	29.8%
Total:	100.0%

Filters: Cost Center Name Not Equal To DoNotReport; Billing Period Equal To 201009

elpaso

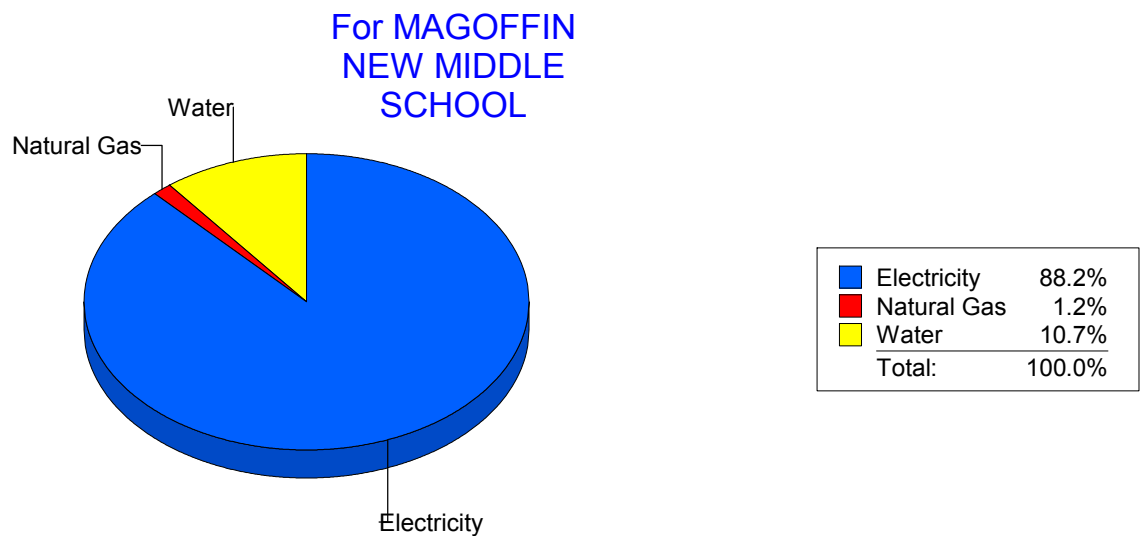
Energy CAP

Cost Avoidance Program

Cost Summary Graph

Grouped by Energy Type

Energy Type	Use	Units	Meter Cost	Special Charges	Total Cost	Avg Unit Cost	% of Total Cost
Site: MAGOFFINMIDDLESCHOOLN047 - MAGOFFIN NEW MIDDLE SCHOOL							
Electricity	158,400	KWH	\$19,725.22	\$0.00	\$19,725.22	0.1245	88.15%
Natural Gas	451	CCF	\$260.09	\$0.00	\$260.09	0.5767	1.16%
Water	640	CCF	\$2,391.31	\$0.00	\$2,391.31	3.7364	10.69%
Total Cost:			\$22,376.62	\$0.00	\$22,376.62		



Filters: Cost Center Name Not Equal To DoNotReport; Billing Period Equal To 201009

elpaso

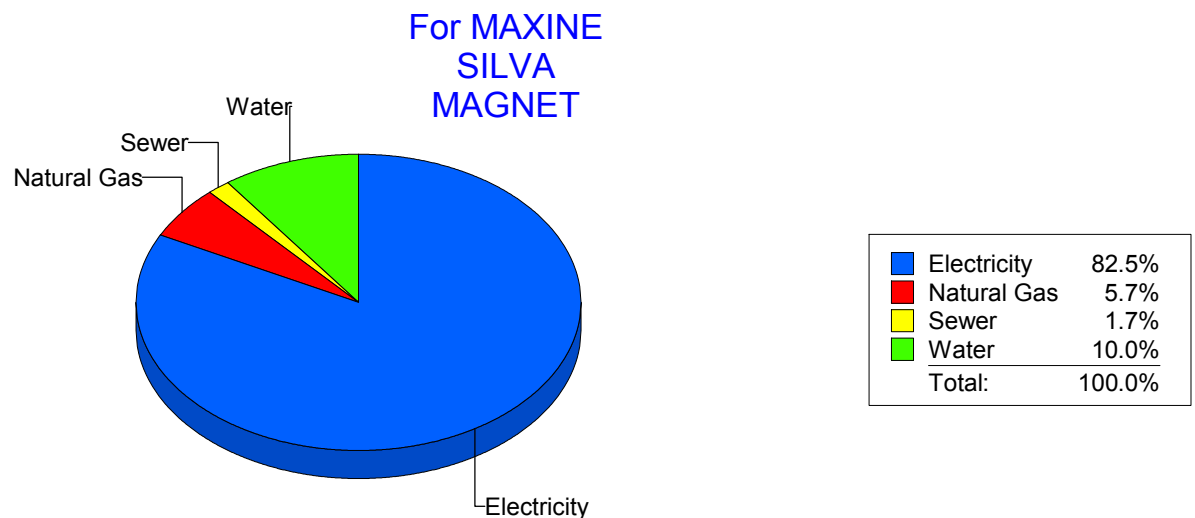
Energy CAP

Cost Avoidance Program

Cost Summary Graph

Grouped by Energy Type

Energy Type	Use	Units	Meter Cost	Special Charges	Total Cost	Avg Unit Cost	% of Total Cost
Site: MAXINE SILVA MAGNET - MAXINE SILVA MAGNET							
Electricity	130,800	KWH	\$12,832.78	\$0.00	\$12,832.78	0.0981	82.54%
Natural Gas	1,687	CCF	\$888.46	\$0.00	\$888.46	0.5267	5.71%
Water	444	CCF	\$1,556.90	\$0.00	\$1,556.90	3.5065	10.01%
Sewer	103	CCF	\$268.42	\$0.00	\$268.42	2.6060	1.73%
Total Cost:			\$15,546.56	\$0.00	\$15,546.56		



Filters: Cost Center Name Not Equal To DoNotReport; Billing Period Equal To 201009

elpaso

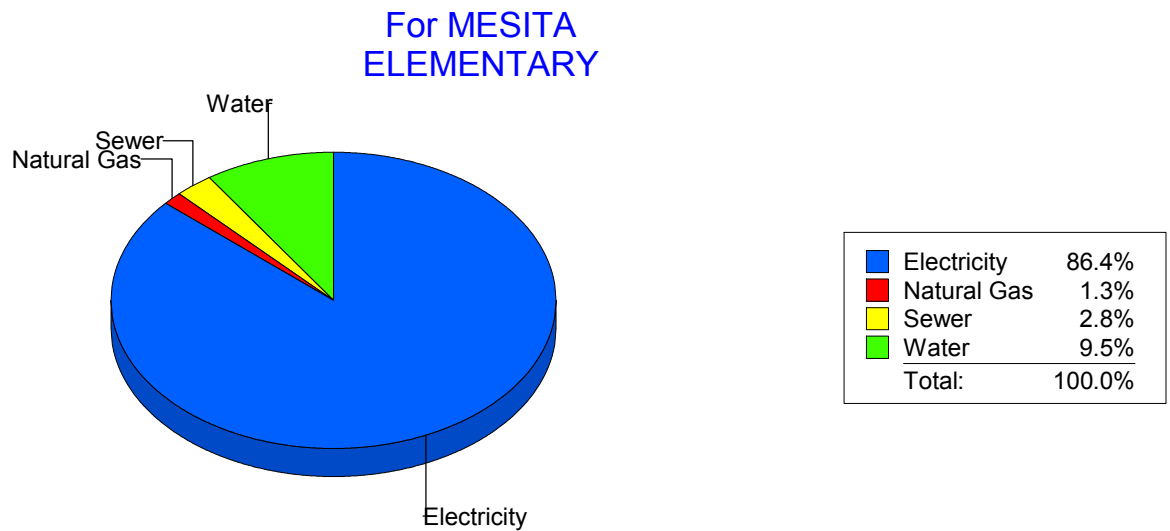
Energy CAP

Cost Avoidance Program

Cost Summary Graph

Grouped by Energy Type

Energy Type	Use	Units	Meter Cost	Special Charges	Total Cost	Avg Unit Cost	% of Total Cost
Site: MESITA ELEMENTARY - MESITA ELEMENTARY							
Electricity	114,720	KWH	\$15,304.93	\$0.00	\$15,304.93	0.1334	86.41%
Natural Gas	327	CCF	\$224.34	\$0.00	\$224.34	0.6861	1.27%
Water	565	CCF	\$1,679.33	\$0.00	\$1,679.33	2.9723	9.48%
Sewer	229	CCF	\$502.78	\$0.00	\$502.78	2.1955	2.84%
Total Cost:			\$17,711.38	\$0.00	\$17,711.38		



Filters: Cost Center Name Not Equal To DoNotReport; Billing Period Equal To 201009

elpaso

Energy CAP

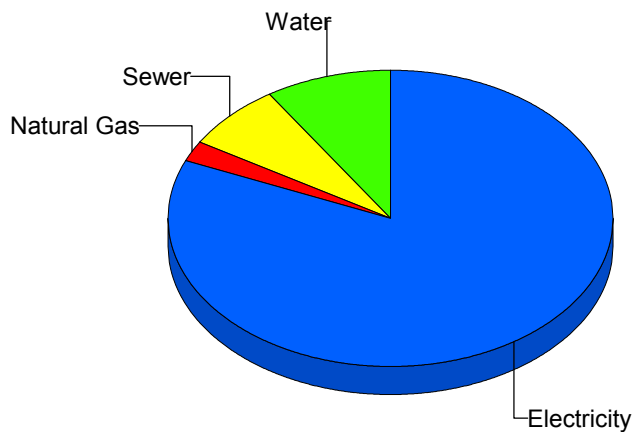
Cost Avoidance Program

Cost Summary Graph

Grouped by Energy Type

Energy Type	Use	Units	Meter Cost	Special Charges	Total Cost	Avg Unit Cost	% of Total Cost
Site: MILAM ELEMENTARY - MILAM ELEMENTARY							
Electricity	27,000	KWH	\$3,552.79	\$0.00	\$3,552.79	0.1316	81.35%
Natural Gas	94	CCF	\$94.19	\$0.00	\$94.19	1.0020	2.16%
Water	193	CCF	\$405.04	\$0.00	\$405.04	2.0987	9.27%
Sewer	140	CCF	\$315.41	\$0.00	\$315.41	2.2529	7.22%
Total Cost:			\$4,367.43	\$0.00	\$4,367.43		

For MILAM
ELEMENTARY



Electricity	81.3%
Natural Gas	2.2%
Sewer	7.2%
Water	9.3%
Total:	100.0%

Filters: Cost Center Name Not Equal To DoNotReport; Billing Period Equal To 201009

elpaso

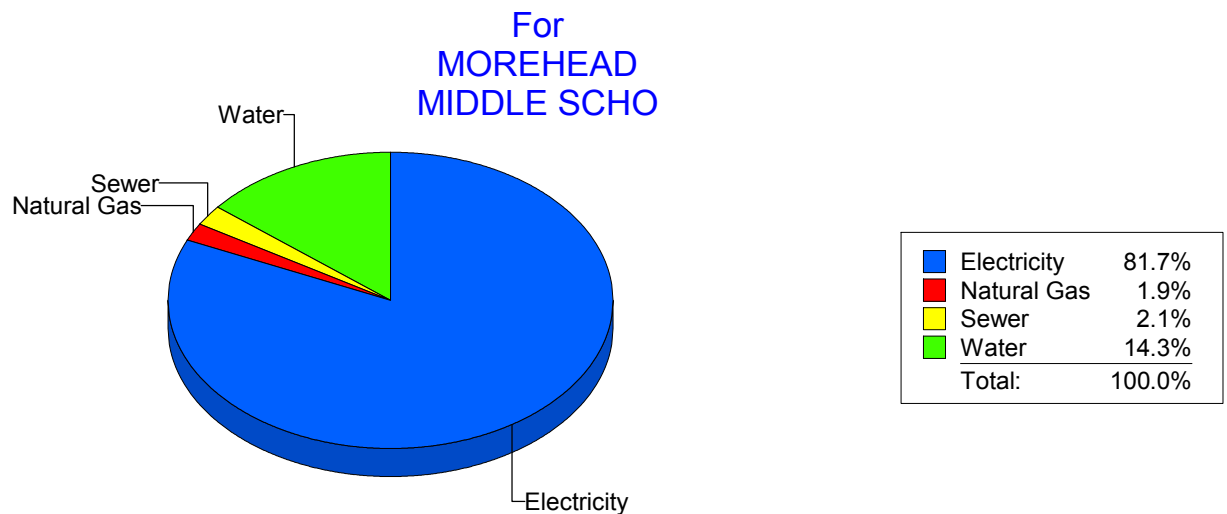
Energy CAP

Cost Avoidance Program

Cost Summary Graph

Grouped by Energy Type

Energy Type	Use	Units	Meter Cost	Special Charges	Total Cost	Avg Unit Cost	% of Total Cost
Site: MOREHEAD MIDDLE SCHO - MOREHEAD MIDDLE SCHO							
Electricity	151,094	KWH	\$16,291.35	\$0.00	\$16,291.35	0.1078	81.67%
Natural Gas	685	CCF	\$379.86	\$0.00	\$379.86	0.5545	1.90%
Water	1,678	CCF	\$2,849.21	\$0.00	\$2,849.21	1.6980	14.28%
Sewer	170	CCF	\$427.85	\$0.00	\$427.85	2.5168	2.14%
Total Cost:			\$19,948.27	\$0.00	\$19,948.27		



Filters: Cost Center Name Not Equal To DoNotReport; Billing Period Equal To 201009

elpaso

Energy CAP

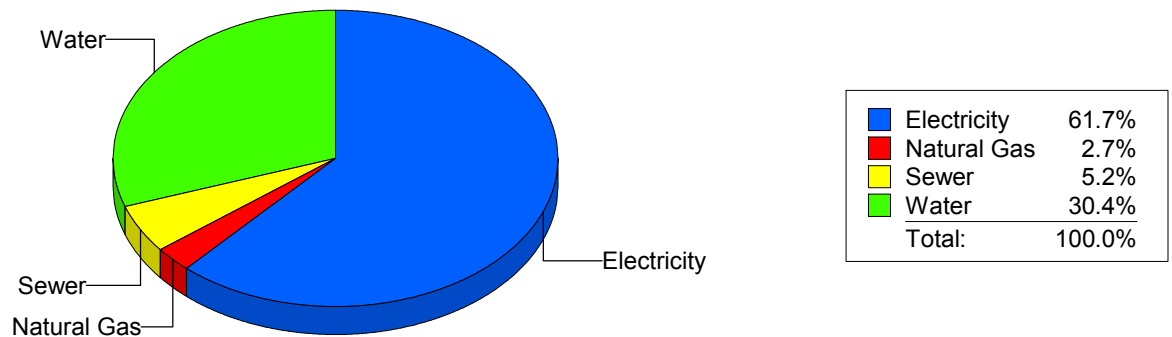
Cost Avoidance Program

Cost Summary Graph

Grouped by Energy Type

Energy Type	Use	Units	Meter Cost	Special Charges	Total Cost	Avg Unit Cost	% of Total Cost
Site: NEWMAN ELEMENTARY - NEWMAN ELEMENTARY							
Electricity	34,890	KWH	\$4,401.96	\$0.00	\$4,401.96	0.1262	61.72%
Natural Gas	198	CCF	\$192.93	\$0.00	\$192.93	0.9744	2.71%
Water	725	CCF	\$2,165.92	\$0.00	\$2,165.92	2.9875	30.37%
Sewer	204	CCF	\$370.80	\$0.00	\$370.80	1.8176	5.20%
Total Cost:			\$7,131.61	\$0.00	\$7,131.61		

For NEWMAN
ELEMENTARY



Filters: Cost Center Name Not Equal To DoNotReport; Billing Period Equal To 201009

elpaso

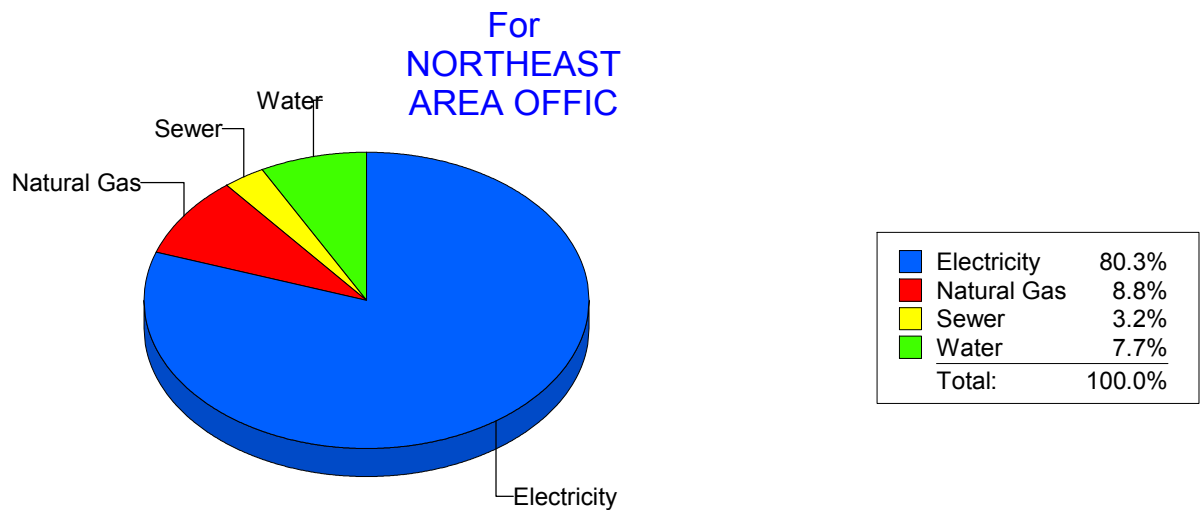
Energy CAP

Cost Avoidance Program

Cost Summary Graph

Grouped by Energy Type

Energy Type	Use	Units	Meter Cost	Special Charges	Total Cost	Avg Unit Cost	% of Total Cost
Site: NORTHEAST AREA OFFIC - NORTHEAST AREA OFFIC							
Electricity	9,800	KWH	\$1,260.97	\$0.00	\$1,260.97	0.1287	80.26%
Natural Gas	12	CCF	\$138.48	\$0.00	\$138.48	11.5400	8.81%
Water	29	CCF	\$120.97	\$0.00	\$120.97	4.1714	7.70%
Sewer	8	CCF	\$50.60	\$0.00	\$50.60	6.3250	3.22%
Total Cost:			\$1,571.02	\$0.00	\$1,571.02		



Filters: Cost Center Name Not Equal To DoNotReport; Billing Period Equal To 201009

elpaso

Energy CAP

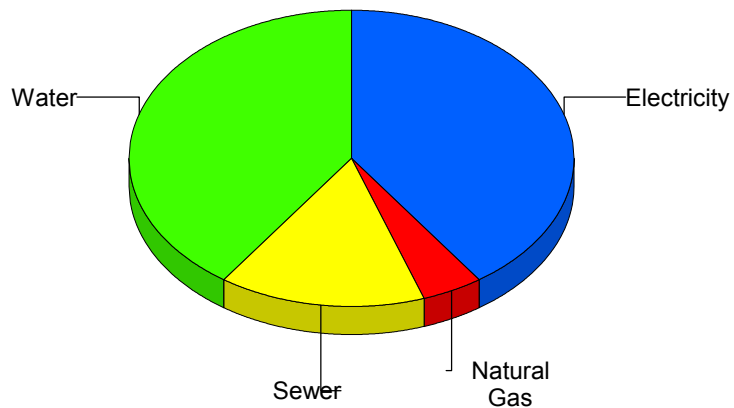
Cost Avoidance Program

Cost Summary Graph

Grouped by Energy Type

Energy Type	Use	Units	Meter Cost	Special Charges	Total Cost	Avg Unit Cost	% of Total Cost
Site: NORTHEAST AREA TRANS - NORTHEAST AREA TRANS							
Electricity	7,170	KWH	\$703.29	\$0.00	\$703.29	0.0981	40.36%
Natural Gas	27	CCF	\$77.93	\$0.00	\$77.93	2.8863	4.47%
Water	159	CCF	\$703.81	\$0.00	\$703.81	4.4265	40.39%
Sewer	36	CCF	\$257.67	\$0.00	\$257.67	7.1575	14.79%
Total Cost:			\$1,742.70	\$0.00	\$1,742.70		

For
NORTHEAST
AREA TRANS



Electricity	40.4%
Natural Gas	4.5%
Sewer	14.8%
Water	40.4%
Total:	100.0%

Filters: Cost Center Name Not Equal To DoNotReport; Billing Period Equal To 201009

elpaso

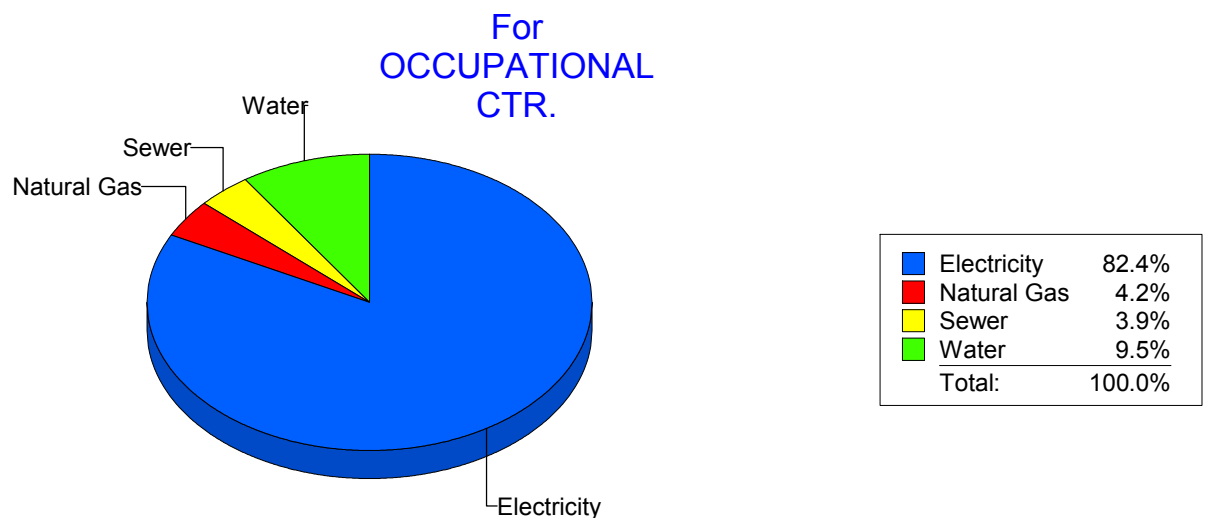
Energy CAP

Cost Avoidance Program

Cost Summary Graph

Grouped by Energy Type

Energy Type	Use	Units	Meter Cost	Special Charges	Total Cost	Avg Unit Cost	% of Total Cost
Site: OCCUPATIONAL CTR. - OCCUPATIONAL CTR.							
Electricity	12,400	KWH	\$1,568.63	\$0.00	\$1,568.63	0.1265	82.40%
Natural Gas	109	CCF	\$79.52	\$0.00	\$79.52	0.7295	4.18%
Water	47	CCF	\$180.57	\$0.00	\$180.57	3.8419	9.49%
Sewer	20	CCF	\$74.88	\$0.00	\$74.88	3.7440	3.93%
Total Cost:			\$1,903.60	\$0.00	\$1,903.60		



Filters: Cost Center Name Not Equal To DoNotReport; Billing Period Equal To 201009

elpaso

Energy CAP

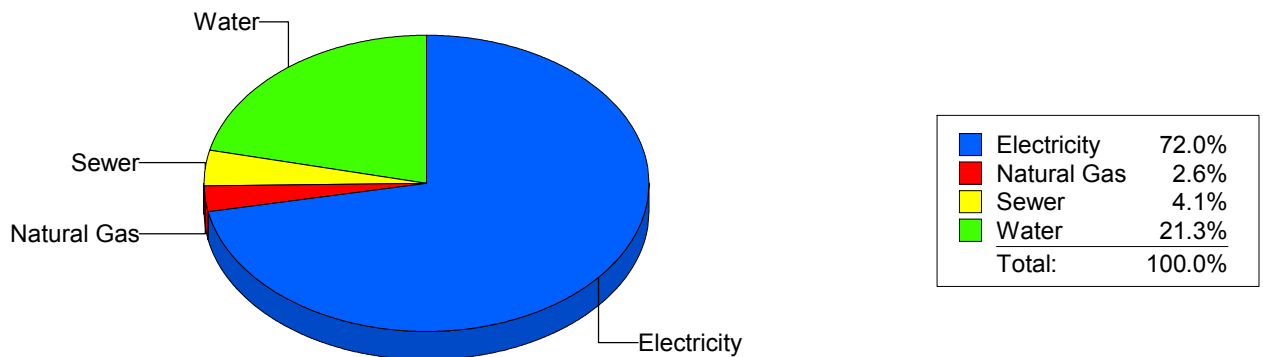
Cost Avoidance Program

Cost Summary Graph

Grouped by Energy Type

Energy Type	Use	Units	Meter Cost	Special Charges	Total Cost	Avg Unit Cost	% of Total Cost
Site: PARK ELEMENTARY - PARK ELEMENTARY							
Electricity	38,358	KWH	\$5,310.60	\$0.00	\$5,310.60	0.1384	71.95%
Natural Gas	207	CCF	\$194.02	\$0.00	\$194.02	0.9373	2.63%
Water	439	CCF	\$1,575.12	\$0.00	\$1,575.12	3.5880	21.34%
Sewer	100	CCF	\$300.96	\$0.00	\$300.96	3.0096	4.08%
Total Cost:			\$7,380.70	\$0.00	\$7,380.70		

For PARK
ELEMENTARY



Filters: Cost Center Name Not Equal To DoNotReport; Billing Period Equal To 201009

elpaso

Energy CAP

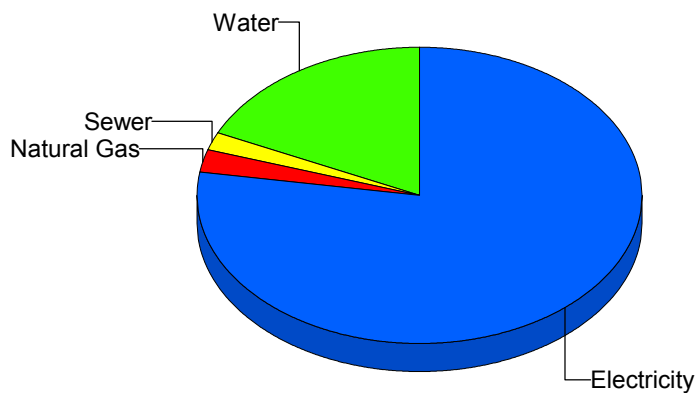
Cost Avoidance Program

Cost Summary Graph

Grouped by Energy Type

Energy Type	Use	Units	Meter Cost	Special Charges	Total Cost	Avg Unit Cost	% of Total Cost
Site: PAUL MORENO - PAUL MORENO							
Electricity	90,000	KWH	\$11,361.12	\$0.00	\$11,361.12	0.1262	77.38%
Natural Gas	598	CCF	\$369.08	\$0.00	\$369.08	0.6172	2.51%
Water	600	CCF	\$2,667.78	\$0.00	\$2,667.78	4.4463	18.17%
Sewer	77	CCF	\$284.88	\$0.00	\$284.88	3.6997	1.94%
Total Cost:			\$14,682.86	\$0.00	\$14,682.86		

For PAUL
MORENO



Electricity	77.4%
Natural Gas	2.5%
Sewer	1.9%
Water	18.2%
Total:	100.0%

Filters: Cost Center Name Not Equal To DoNotReport; Billing Period Equal To 201009

elpaso

Energy CAP

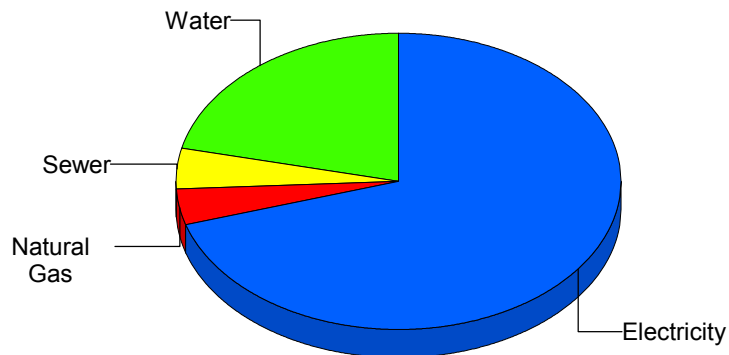
Cost Avoidance Program

Cost Summary Graph

Grouped by Energy Type

Energy Type	Use	Units	Meter Cost	Special Charges	Total Cost	Avg Unit Cost	% of Total Cost
Site: POLK ELEMENTARY - POLK ELEMENTARY							
Electricity	37,010	KWH	\$5,058.75	\$0.00	\$5,058.75	0.1367	70.18%
Natural Gas	430	CCF	\$282.37	\$0.00	\$282.37	0.6567	3.92%
Water	511	CCF	\$1,544.56	\$0.00	\$1,544.56	3.0226	21.43%
Sewer	146	CCF	\$323.03	\$0.00	\$323.03	2.2125	4.48%
Total Cost:			\$7,208.71	\$0.00	\$7,208.71		

For POLK
ELEMENTARY



Electricity	70.2%
Natural Gas	3.9%
Sewer	4.5%
Water	21.4%
Total:	100.0%

Filters: Cost Center Name Not Equal To DoNotReport; Billing Period Equal To 201009

elpaso

Energy CAP

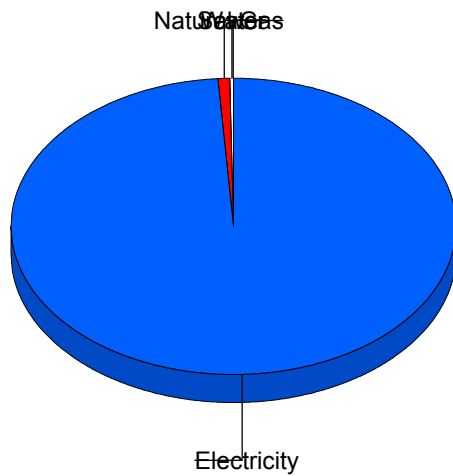
Cost Avoidance Program

Cost Summary Graph

Grouped by Energy Type

Energy Type	Use	Units	Meter Cost	Special Charges	Total Cost	Avg Unit Cost	% of Total Cost
Site: POWELL - POWELL							
Electricity	111,000	KWH	\$15,571.70	\$0.00	\$15,571.70	0.1403	98.80%
Natural Gas	261	CCF	\$159.78	\$0.00	\$159.78	0.6122	1.01%
Water	9	CCF	\$12.93	\$0.00	\$12.93	1.4367	0.08%
Sewer	8	CCF	\$15.73	\$0.00	\$15.73	1.9663	0.10%
Total Cost:			\$15,760.14	\$0.00	\$15,760.14		

For POWELL



Electricity	98.8%
Natural Gas	1.0%
Sewer	0.1%
Water	0.1%
Total:	100.0%

Filters: Cost Center Name Not Equal To DoNotReport; Billing Period Equal To 201009

elpaso

Energy CAP

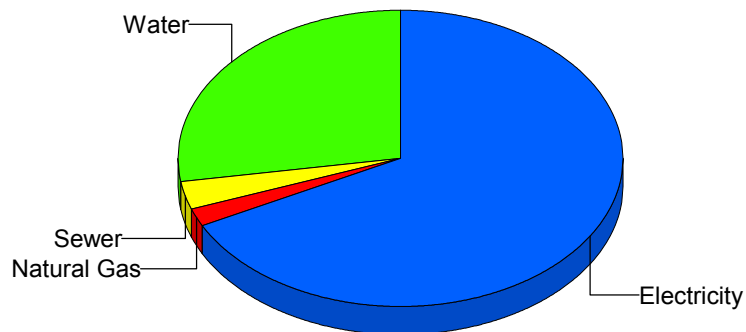
Cost Avoidance Program

Cost Summary Graph

Grouped by Energy Type

Energy Type	Use	Units	Meter Cost	Special Charges	Total Cost	Avg Unit Cost	% of Total Cost
Site: PUTNAM ELEMENTARY - PUTNAM ELEMENTARY							
Electricity	42,567	KWH	\$5,752.95	\$0.00	\$5,752.95	0.1352	67.63%
Natural Gas	169	CCF	\$144.49	\$0.00	\$144.49	0.8550	1.70%
Water	704	CCF	\$2,336.31	\$0.00	\$2,336.31	3.3186	27.46%
Sewer	158	CCF	\$273.38	\$0.00	\$273.38	1.7303	3.21%
Total Cost:			\$8,507.13	\$0.00	\$8,507.13		

For PUTNAM
ELEMENTARY



Electricity	67.6%
Natural Gas	1.7%
Sewer	3.2%
Water	27.5%
Total:	100.0%

Filters: Cost Center Name Not Equal To DoNotReport; Billing Period Equal To 201009

elpaso

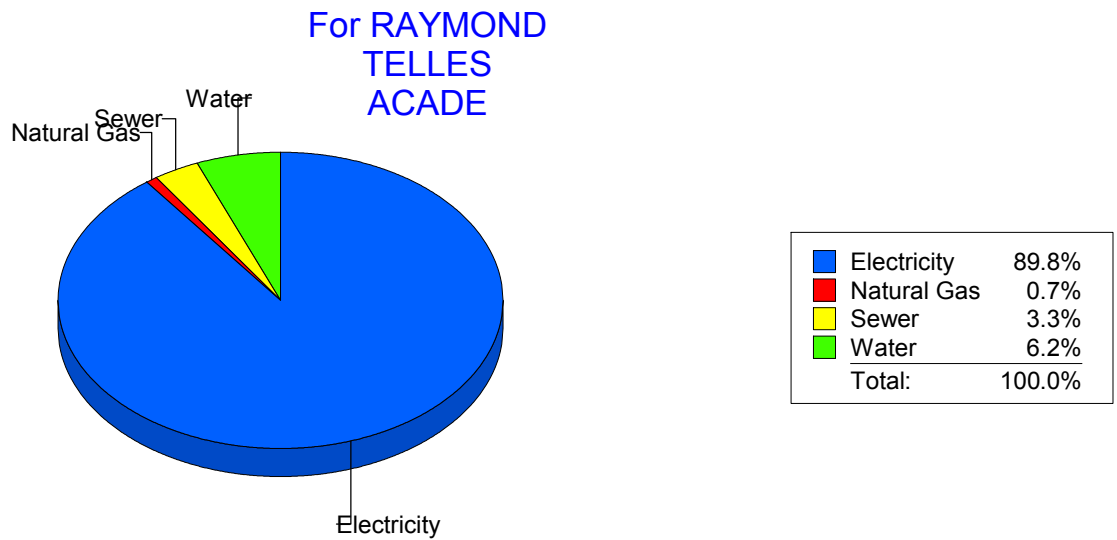
Energy CAP

Cost Avoidance Program

Cost Summary Graph

Grouped by Energy Type

Energy Type	Use	Units	Meter Cost	Special Charges	Total Cost	Avg Unit Cost	% of Total Cost
Site: RAYMOND TELLES ACADE - RAYMOND TELLES ACADE							
Electricity	54,800	KWH	\$6,377.20	\$0.00	\$6,377.20	0.1164	89.78%
Natural Gas	48	CCF	\$53.25	\$0.00	\$53.25	1.1094	0.75%
Water	158	CCF	\$438.52	\$0.00	\$438.52	2.7754	6.17%
Sewer	76	CCF	\$234.13	\$0.00	\$234.13	3.0807	3.30%
Total Cost:			\$7,103.10	\$0.00	\$7,103.10		



Filters: Cost Center Name Not Equal To DoNotReport; Billing Period Equal To 201009

elpaso

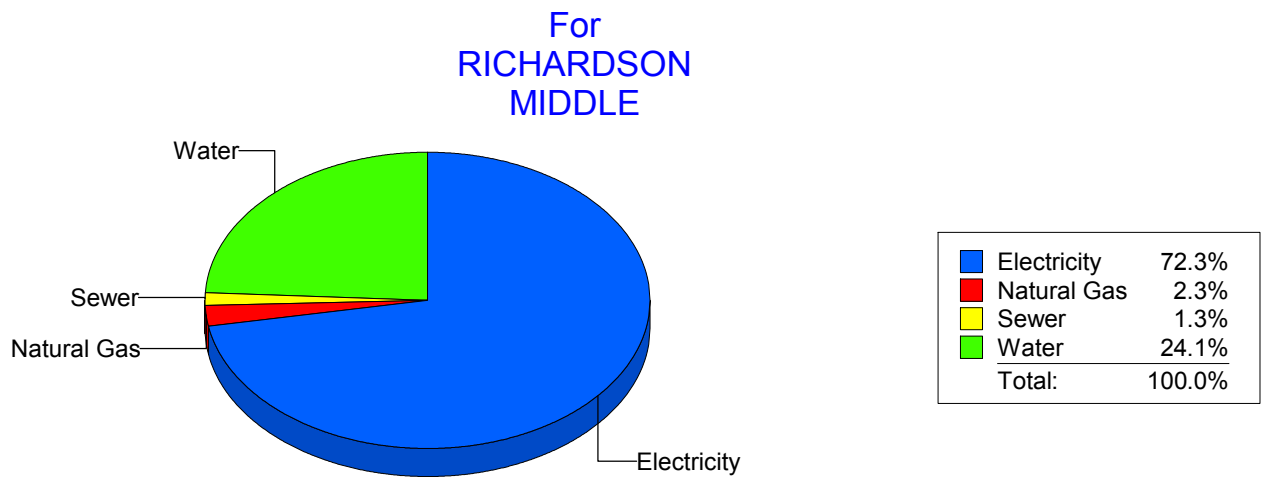
Energy CAP

Cost Avoidance Program

Cost Summary Graph

Grouped by Energy Type

Energy Type	Use	Units	Meter Cost	Special Charges	Total Cost	Avg Unit Cost	% of Total Cost
Site: RICHARDSON MIDDLE - RICHARDSON MIDDLE							
Electricity	134,400	KWH	\$16,070.71	\$0.00	\$16,070.71	0.1196	72.30%
Natural Gas	935	CCF	\$506.77	\$0.00	\$506.77	0.5420	2.28%
Water	1,221	CCF	\$5,365.37	\$0.00	\$5,365.37	4.3942	24.14%
Sewer	116	CCF	\$284.93	\$0.00	\$284.93	2.4563	1.28%
Total Cost:			\$22,227.78	\$0.00	\$22,227.78		



Filters: Cost Center Name Not Equal To DoNotReport; Billing Period Equal To 201009

elpaso

Energy CAP

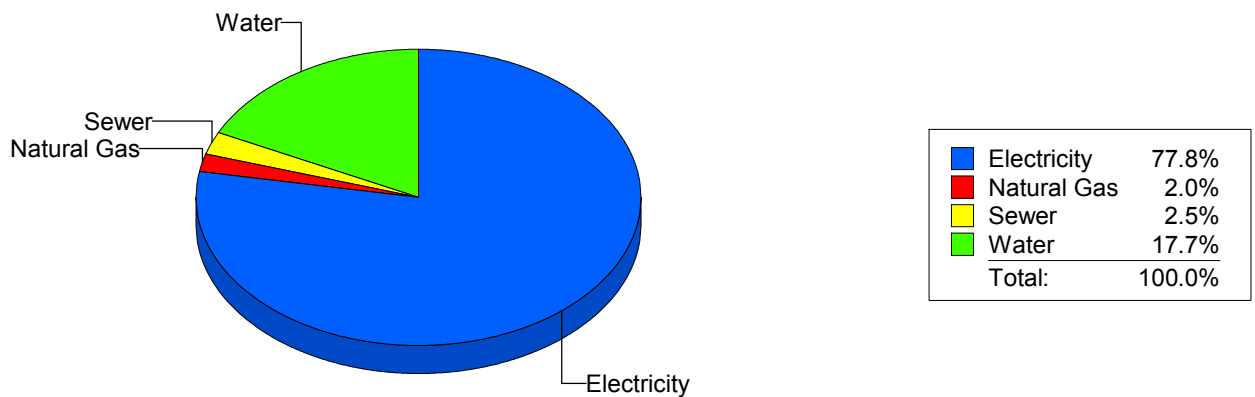
Cost Avoidance Program

Cost Summary Graph

Grouped by Energy Type

Energy Type	Use	Units	Meter Cost	Special Charges	Total Cost	Avg Unit Cost	% of Total Cost
Site: RIVERA ELEMENTARY - RIVERA ELEMENTARY							
Electricity	67,500	KWH	\$8,962.63	\$0.00	\$8,962.63	0.1328	77.81%
Natural Gas	335	CCF	\$230.62	\$0.00	\$230.62	0.6884	2.00%
Water	655	CCF	\$2,042.37	\$0.00	\$2,042.37	3.1181	17.73%
Sewer	114	CCF	\$282.39	\$0.00	\$282.39	2.4771	2.45%
Total Cost:			\$11,518.01	\$0.00	\$11,518.01		

For RIVERA
ELEMENTARY



Filters: Cost Center Name Not Equal To DoNotReport; Billing Period Equal To 201009

elpaso

Energy CAP

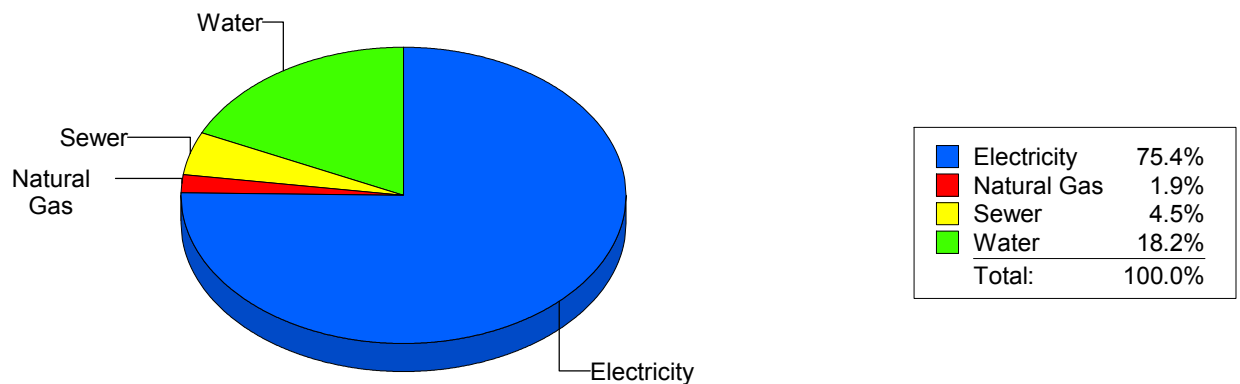
Cost Avoidance Program

Cost Summary Graph

Grouped by Energy Type

Energy Type	Use	Units	Meter Cost	Special Charges	Total Cost	Avg Unit Cost	% of Total Cost
Site: ROBERTS ELEMENTARY - ROBERTS ELEMENTARY							
Electricity	51,970	KWH	\$6,552.91	\$0.00	\$6,552.91	0.1261	75.37%
Natural Gas	216	CCF	\$166.19	\$0.00	\$166.19	0.7694	1.91%
Water	570	CCF	\$1,580.08	\$0.00	\$1,580.08	2.7721	18.17%
Sewer	195	CCF	\$395.37	\$0.00	\$395.37	2.0275	4.55%
Total Cost:			\$8,694.55	\$0.00	\$8,694.55		

For ROBERTS
ELEMENTARY



Filters: Cost Center Name Not Equal To DoNotReport; Billing Period Equal To 201009

elpaso

Energy CAP

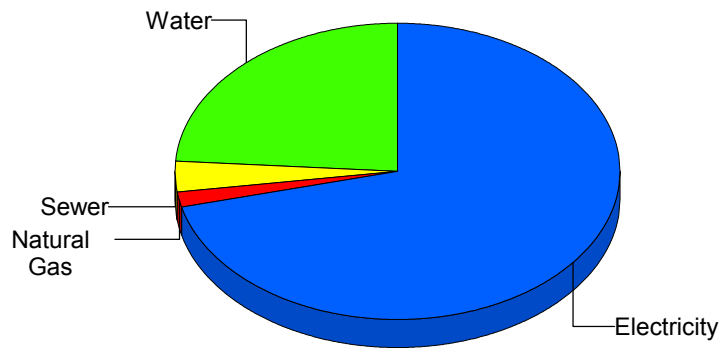
Cost Avoidance Program

Cost Summary Graph

Grouped by Energy Type

Energy Type	Use	Units	Meter Cost	Special Charges	Total Cost	Avg Unit Cost	% of Total Cost
Site: ROSA GUERRERO ELEMEN - ROSA GUERRERO ELEMEN							
Electricity	59,560	KWH	\$7,575.31	\$0.00	\$7,575.31	0.1272	71.13%
Natural Gas	202	CCF	\$162.00	\$0.00	\$162.00	0.8020	1.52%
Water	971	CCF	\$2,533.44	\$0.00	\$2,533.44	2.6091	23.79%
Sewer	141	CCF	\$378.92	\$0.00	\$378.92	2.6874	3.56%
Total Cost:			\$10,649.67	\$0.00	\$10,649.67		

For ROSA
GUERRERO
ELEMEN



Electricity	71.1%
Natural Gas	1.5%
Sewer	3.6%
Water	23.8%
Total:	100.0%

Filters: Cost Center Name Not Equal To DoNotReport; Billing Period Equal To 201009

elpaso

Energy CAP

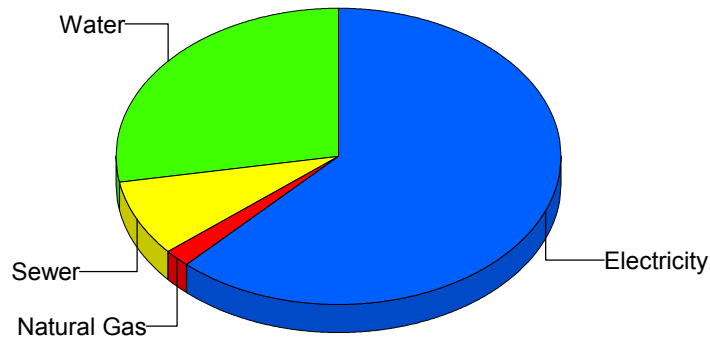
Cost Avoidance Program

Cost Summary Graph

Grouped by Energy Type

Energy Type	Use	Units	Meter Cost	Special Charges	Total Cost	Avg Unit Cost	% of Total Cost
Site: ROSS MIDDLE SCHOOL - ROSS MIDDLE SCHOOL							
Electricity	78,730	KWH	\$10,318.56	\$0.00	\$10,318.56	0.1311	61.96%
Natural Gas	567	CCF	\$319.97	\$0.00	\$319.97	0.5643	1.92%
Water	2,267	CCF	\$4,623.29	\$0.00	\$4,623.29	2.0394	27.76%
Sewer	987	CCF	\$1,391.10	\$0.00	\$1,391.10	1.4094	8.35%
Total Cost:			\$16,652.92	\$0.00	\$16,652.92		

For ROSS
MIDDLE
SCHOOL



Electricity	62.0%
Natural Gas	1.9%
Sewer	8.4%
Water	27.8%
Total:	100.0%

Filters: Cost Center Name Not Equal To DoNotReport; Billing Period Equal To 201009

elpaso

Energy CAP

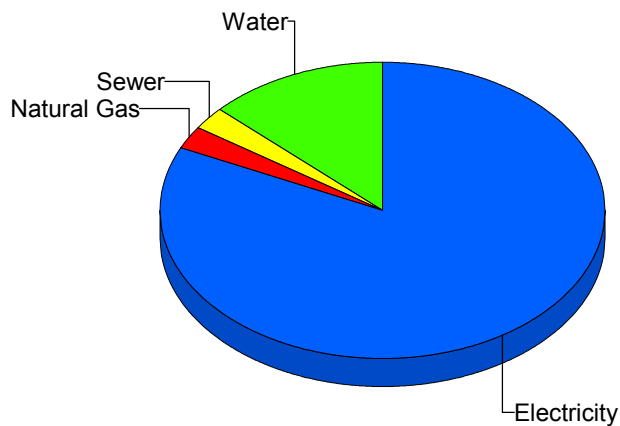
Cost Avoidance Program

Cost Summary Graph

Grouped by Energy Type

Energy Type	Use	Units	Meter Cost	Special Charges	Total Cost	Avg Unit Cost	% of Total Cost
Site: RUSK ELEMENTARY - RUSK ELEMENTARY							
Electricity	38,044	KWH	\$4,926.20	\$0.00	\$4,926.20	0.1295	81.94%
Natural Gas	190	CCF	\$154.30	\$0.00	\$154.30	0.8121	2.57%
Water	276	CCF	\$779.02	\$0.00	\$779.02	2.8225	12.96%
Sewer	71	CCF	\$152.41	\$0.00	\$152.41	2.1466	2.54%
Total Cost:			\$6,011.93	\$0.00	\$6,011.93		

For RUSK
ELEMENTARY



Electricity	81.9%
Natural Gas	2.6%
Sewer	2.5%
Water	13.0%
Total:	100.0%

Filters: Cost Center Name Not Equal To DoNotReport; Billing Period Equal To 201009

elpaso

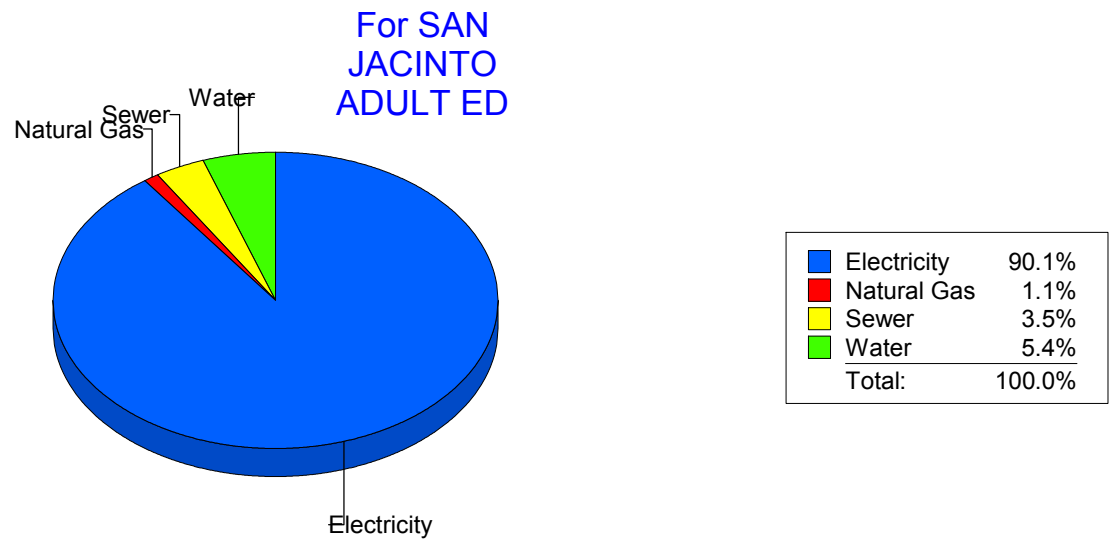
Energy CAP

Cost Avoidance Program

Cost Summary Graph

Grouped by Energy Type

Energy Type	Use	Units	Meter Cost	Special Charges	Total Cost	Avg Unit Cost	% of Total Cost
Site: SAN JACINTO ADULT ED - SAN JACINTO ADULT ED							
Electricity	19,100	KWH	\$2,836.94	\$0.00	\$2,836.94	0.1485	90.09%
Natural Gas	0	CCF	\$33.38	\$0.00	\$33.38	0.0000	1.06%
Water	67	CCF	\$169.53	\$0.00	\$169.53	2.5303	5.38%
Sewer	37	CCF	\$109.23	\$0.00	\$109.23	2.9522	3.47%
Total Cost:			\$3,149.08	\$0.00	\$3,149.08		



Filters: Cost Center Name Not Equal To DoNotReport; Billing Period Equal To 201009

elpaso

Energy CAP

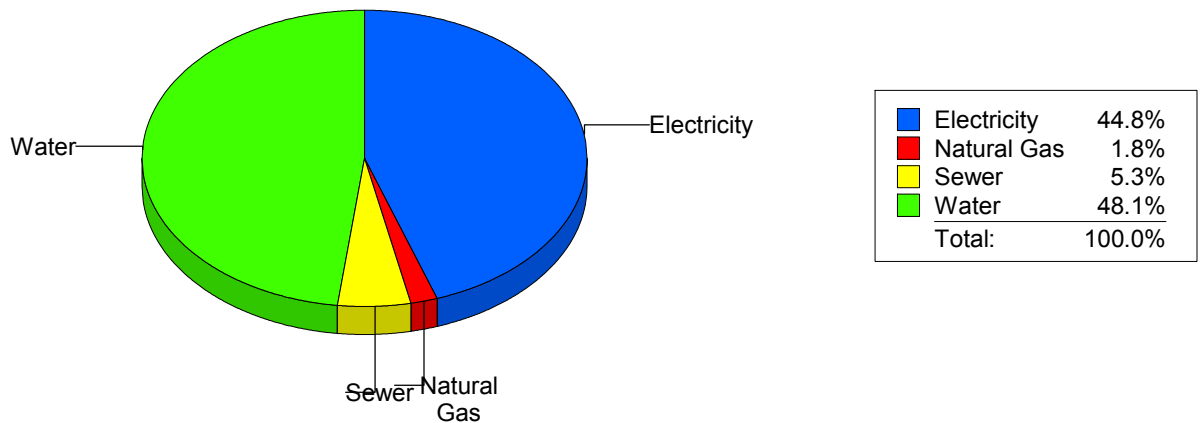
Cost Avoidance Program

Cost Summary Graph

Grouped by Energy Type

Energy Type	Use	Units	Meter Cost	Special Charges	Total Cost	Avg Unit Cost	% of Total Cost
Site: SCHUSTER ELEMENTARY - SCHUSTER ELEMENTARY							
Electricity	20,960	KWH	\$2,393.00	\$0.00	\$2,393.00	0.1142	44.79%
Natural Gas	145	CCF	\$98.52	\$0.00	\$98.52	0.6794	1.84%
Water	775	CCF	\$2,569.68	\$0.00	\$2,569.68	3.3157	48.09%
Sewer	173	CCF	\$281.95	\$0.00	\$281.95	1.6298	5.28%
Total Cost:			\$5,343.15	\$0.00	\$5,343.15		

For
SCHUSTER
ELEMENTARY



Filters: Cost Center Name Not Equal To DoNotReport; Billing Period Equal To 201009

elpaso

Energy CAP

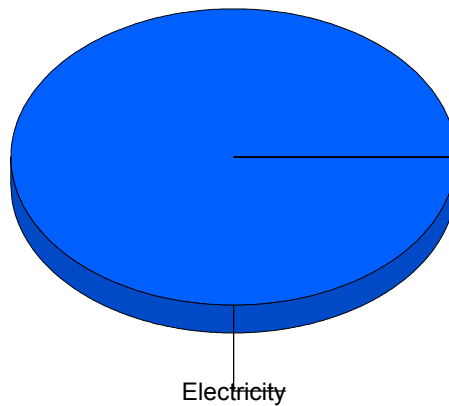
Cost Avoidance Program

Cost Summary Graph

Grouped by Energy Type

Energy Type	Use	Units	Meter Cost	Special Charges	Total Cost	Avg Unit Cost	% of Total Cost
Site: SKYPARK - SKY PARK							
Electricity	2,823	KWH	\$423.87	\$0.00	\$423.87	0.1501	100.00%
Total Cost:			\$423.87	\$0.00	\$423.87		

For SKY PARK



Filters: Cost Center Name Not Equal To DoNotReport; Billing Period Equal To 201009

el Paso

Energy CAP

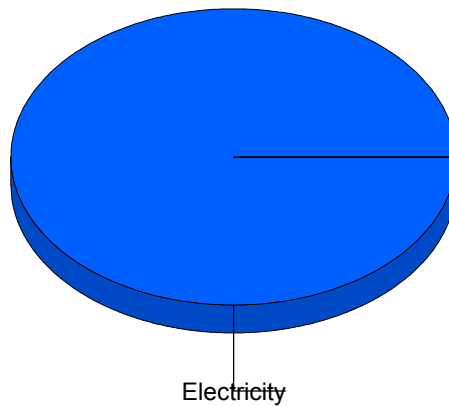
Cost Avoidance Program

Cost Summary Graph

Grouped by Energy Type

Energy Type	Use	Units	Meter Cost	Special Charges	Total Cost	Avg Unit Cost	% of Total Cost
Site: SKYPARKIB1 - SKY PARK I B1							
Electricity	2,187 KWH		\$334.15	\$0.00	\$334.15	0.1528	100.00%
Total Cost:			\$334.15	\$0.00	\$334.15		

For SKY PARK
I B1



■ Electricity	100.0%
Total:	100.0%

Filters: Cost Center Name Not Equal To DoNotReport; Billing Period Equal To 201009

elpaso

Energy CAP

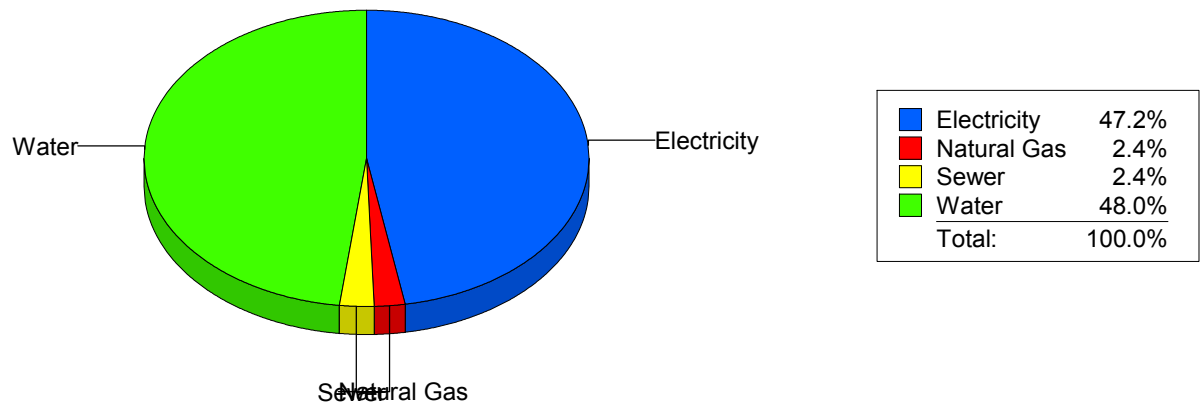
Cost Avoidance Program

Cost Summary Graph

Grouped by Energy Type

Energy Type	Use	Units	Meter Cost	Special Charges	Total Cost	Avg Unit Cost	% of Total Cost
Site: STANTON ELEMENTARY - STANTON ELEMENTARY							
Electricity	34,176	KWH	\$4,648.59	\$0.00	\$4,648.59	0.1360	47.18%
Natural Gas	341	CCF	\$235.40	\$0.00	\$235.40	0.6903	2.39%
Water	1,096	CCF	\$4,734.55	\$0.00	\$4,734.55	4.3198	48.05%
Sewer	97	CCF	\$234.91	\$0.00	\$234.91	2.4218	2.38%
Total Cost:			\$9,853.45	\$0.00	\$9,853.45		

For STANTON
ELEMENTARY



Filters: Cost Center Name Not Equal To DoNotReport; Billing Period Equal To 201009

elpaso

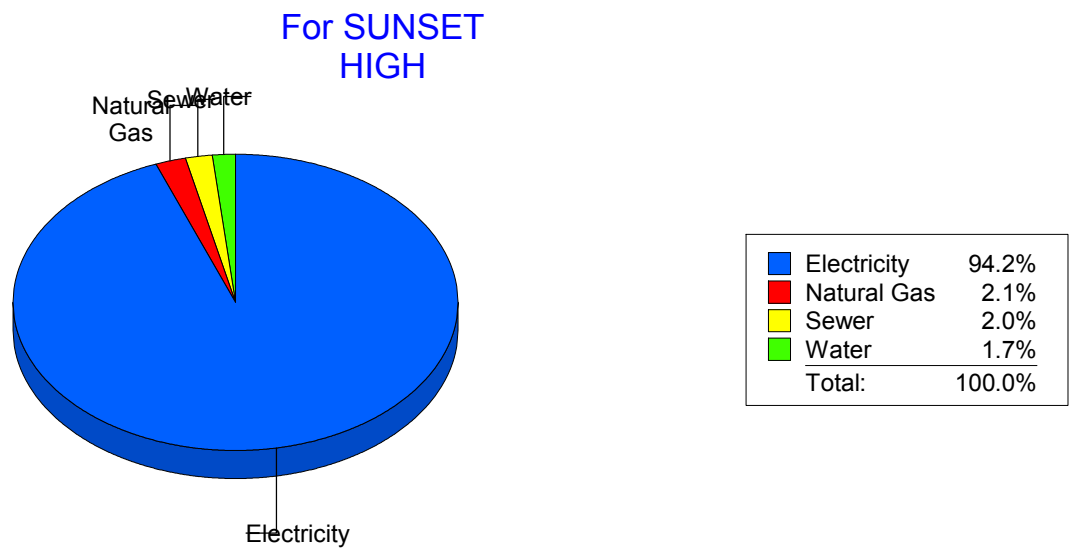
Energy CAP

Cost Avoidance Program

Cost Summary Graph

Grouped by Energy Type

Energy Type	Use	Units	Meter Cost	Special Charges	Total Cost	Avg Unit Cost	% of Total Cost
Site: SUNSET HIGH - SUNSET HIGH							
Electricity	34,480	KWH	\$4,114.10	\$0.00	\$4,114.10	0.1193	94.16%
Natural Gas	135	CCF	\$93.27	\$0.00	\$93.27	0.6909	2.13%
Water	9	CCF	\$75.68	\$0.00	\$75.68	8.4089	1.73%
Sewer	19	CCF	\$86.37	\$0.00	\$86.37	4.5458	1.98%
Total Cost:			\$4,369.42	\$0.00	\$4,369.42		



Filters: Cost Center Name Not Equal To DoNotReport; Billing Period Equal To 201009

elpaso

Energy CAP

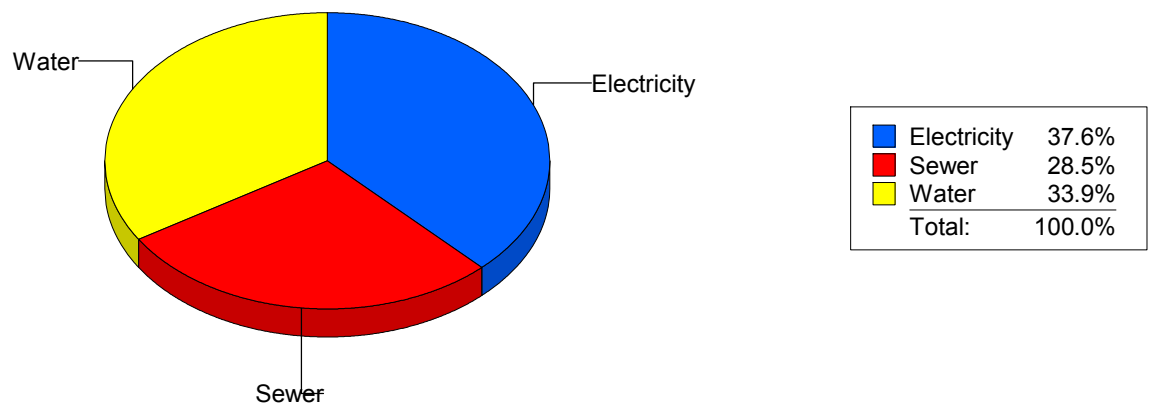
Cost Avoidance Program

Cost Summary Graph

Grouped by Energy Type

Energy Type	Use	Units	Meter Cost	Special Charges	Total Cost	Avg Unit Cost	% of Total Cost
Site: TENNISCENTER - TENNIS CENTER							
Electricity		45 KWH	\$84.04	\$0.00	\$84.04	1.8676	37.65%
Water		9 CCF	\$75.68	\$0.00	\$75.68	8.4089	33.90%
Sewer		1 CCF	\$63.51	\$0.00	\$63.51	63.5100	28.45%
Total Cost:			\$223.23	\$0.00	\$223.23		

For TENNIS
CENTER



Filters: Cost Center Name Not Equal To DoNotReport; Billing Period Equal To 201009

elpaso

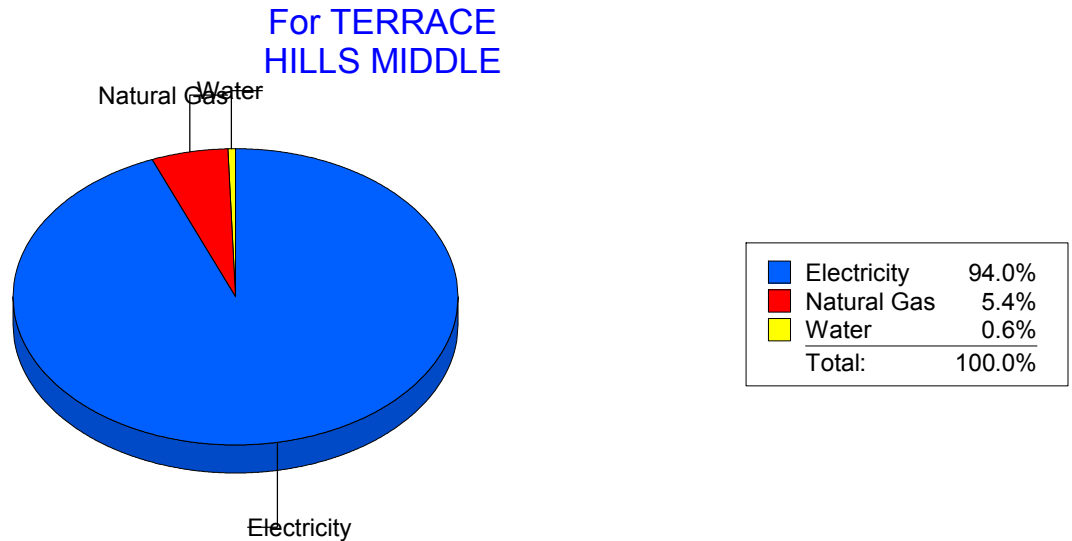
Energy CAP

Cost Avoidance Program

Cost Summary Graph

Grouped by Energy Type

Energy Type	Use	Units	Meter Cost	Special Charges	Total Cost	Avg Unit Cost	% of Total Cost
Site: TERRACE HILLS MIDDLE - TERRACE HILLS MIDDLE							
Electricity	46,650	KWH	\$5,540.69	\$0.00	\$5,540.69	0.1188	94.01%
Natural Gas	516	CCF	\$316.37	\$0.00	\$316.37	0.6131	5.37%
Water	0	CCF	\$36.36	\$0.00	\$36.36	0.0000	0.62%
Total Cost:			\$5,893.42	\$0.00	\$5,893.42		



Filters: Cost Center Name Not Equal To DoNotReport; Billing Period Equal To 201009

elpaso

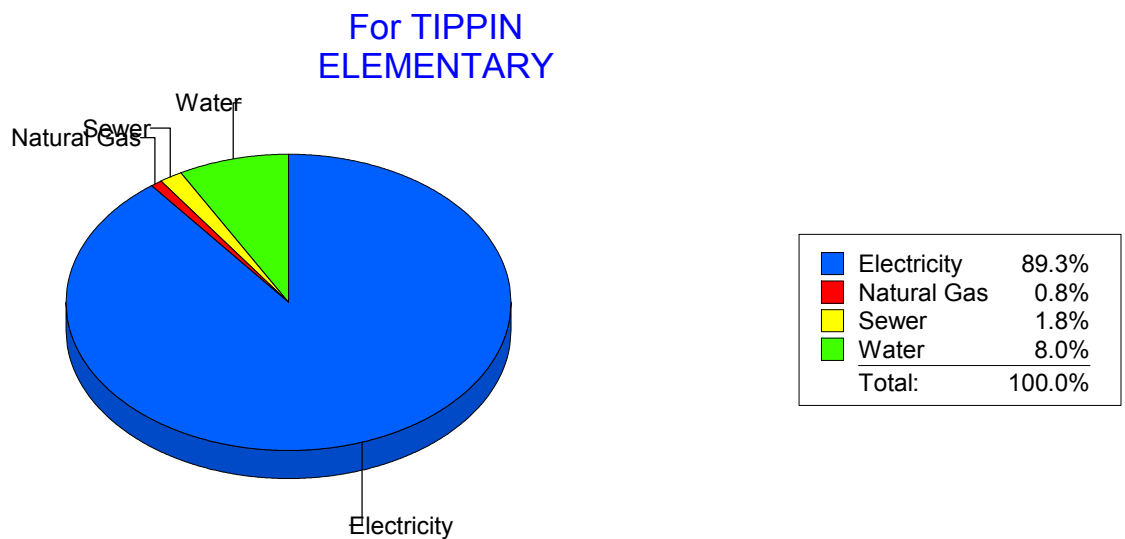
Energy CAP

Cost Avoidance Program

Cost Summary Graph

Grouped by Energy Type

Energy Type	Use	Units	Meter Cost	Special Charges	Total Cost	Avg Unit Cost	% of Total Cost
Site: TIPPIN - TIPPIN ELEMENTARY							
Electricity	94,680	KWH	\$13,525.40	\$0.00	\$13,525.40	0.1429	89.32%
Natural Gas	194	CCF	\$124.38	\$0.00	\$124.38	0.6411	0.82%
Water	274	CCF	\$1,214.14	\$0.00	\$1,214.14	4.4312	8.02%
Sewer	111	CCF	\$278.58	\$0.00	\$278.58	2.5097	1.84%
Total Cost:			\$15,142.50	\$0.00	\$15,142.50		



Filters: Cost Center Name Not Equal To DoNotReport; Billing Period Equal To 201009

elpaso

Energy CAP

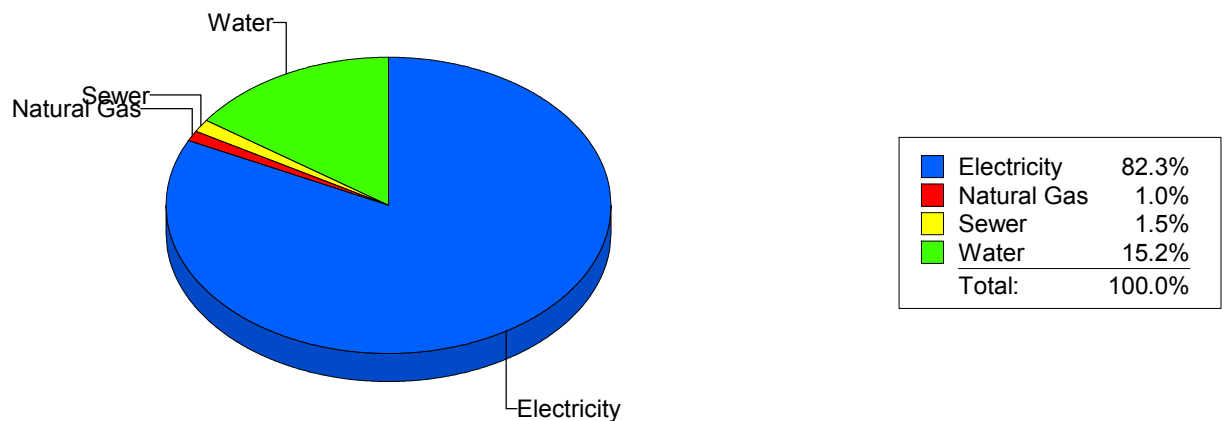
Cost Avoidance Program

Cost Summary Graph

Grouped by Energy Type

Energy Type	Use	Units	Meter Cost	Special Charges	Total Cost	Avg Unit Cost	% of Total Cost
Site: TOMLEA - TOM LEA							
Electricity	91,920	KWH	\$12,038.02	\$0.00	\$12,038.02	0.1310	82.30%
Natural Gas	227	CCF	\$141.82	\$0.00	\$141.82	0.6248	0.97%
Water	647	CCF	\$2,228.73	\$0.00	\$2,228.73	3.4447	15.24%
Sewer	64	CCF	\$218.89	\$0.00	\$218.89	3.4202	1.50%
Total Cost:			\$14,627.46	\$0.00	\$14,627.46		

For TOM LEA



Filters: Cost Center Name Not Equal To DoNotReport; Billing Period Equal To 201009

elpaso

Energy CAP

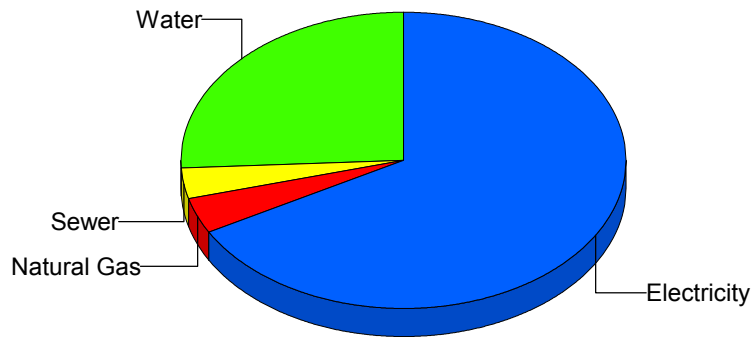
Cost Avoidance Program

Cost Summary Graph

Grouped by Energy Type

Energy Type	Use	Units	Meter Cost	Special Charges	Total Cost	Avg Unit Cost	% of Total Cost
Site: TRAVIS ELEMENTARY SC - TRAVIS ELEMENTARY SC							
Electricity	40,036	KWH	\$4,919.19	\$0.00	\$4,919.19	0.1229	66.87%
Natural Gas	449	CCF	\$290.47	\$0.00	\$290.47	0.6469	3.95%
Water	538	CCF	\$1,910.30	\$0.00	\$1,910.30	3.5507	25.97%
Sewer	98	CCF	\$236.18	\$0.00	\$236.18	2.4100	3.21%
Total Cost:			\$7,356.14	\$0.00	\$7,356.14		

For TRAVIS
ELEMENTARY
SC



Electricity	66.9%
Natural Gas	3.9%
Sewer	3.2%
Water	26.0%
Total:	100.0%

Filters: Cost Center Name Not Equal To DoNotReport; Billing Period Equal To 201009

elpaso

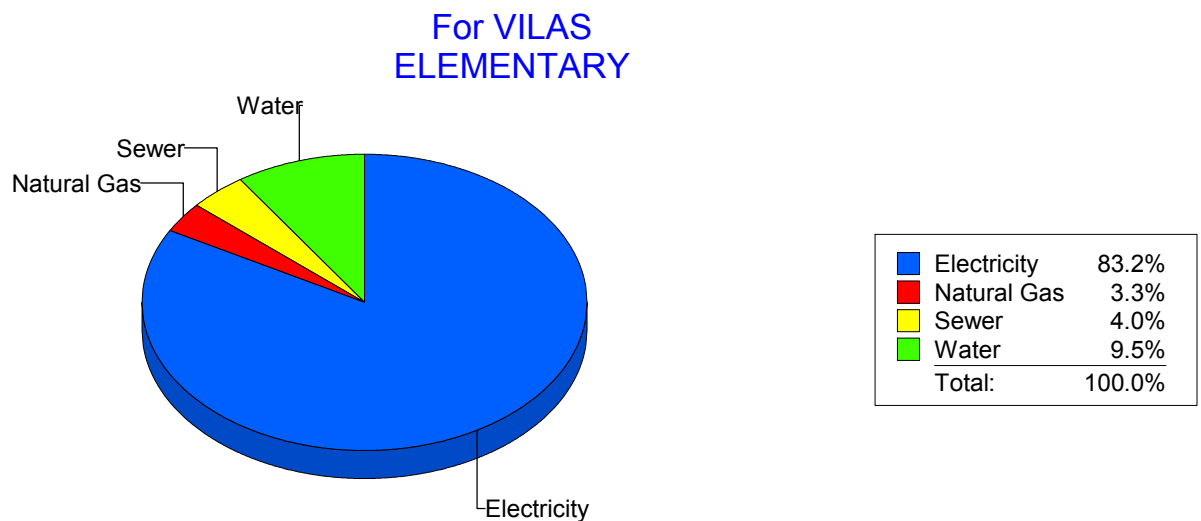
Energy CAP

Cost Avoidance Program

Cost Summary Graph

Grouped by Energy Type

Energy Type	Use	Units	Meter Cost	Special Charges	Total Cost	Avg Unit Cost	% of Total Cost
Site: VILAS ELEMENTARY - VILAS ELEMENTARY							
Electricity	65,698	KWH	\$9,079.82	\$0.00	\$9,079.82	0.1382	83.18%
Natural Gas	470	CCF	\$358.83	\$0.00	\$358.83	0.7635	3.29%
Water	279	CCF	\$1,039.51	\$0.00	\$1,039.51	3.7258	9.52%
Sewer	141	CCF	\$438.14	\$0.00	\$438.14	3.1074	4.01%
Total Cost:			\$10,916.30	\$0.00	\$10,916.30		



Filters: Cost Center Name Not Equal To DoNotReport; Billing Period Equal To 201009

elpaso

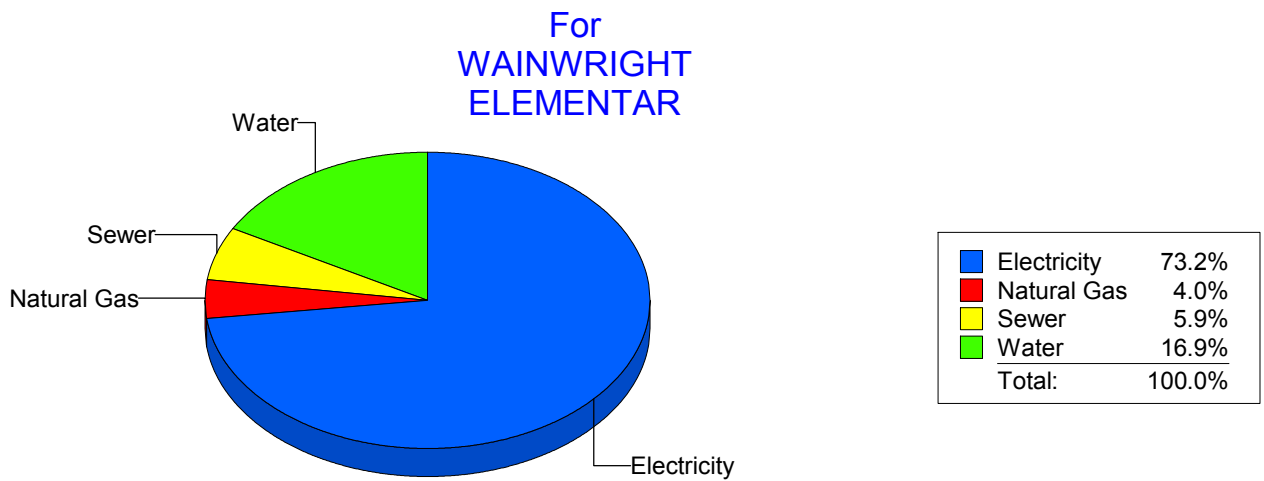
Energy CAP

Cost Avoidance Program

Cost Summary Graph

Grouped by Energy Type

Energy Type	Use	Units	Meter Cost	Special Charges	Total Cost	Avg Unit Cost	% of Total Cost
Site: WAINWRIGHT ELEMENTAR - WAINWRIGHT ELEMENTAR							
Electricity	13,501	KWH	\$1,828.82	\$0.00	\$1,828.82	0.1355	73.18%
Natural Gas	0	CCF	\$100.14	\$0.00	\$100.14	0.0000	4.01%
Water	74	CCF	\$421.49	\$0.00	\$421.49	5.6958	16.87%
Sewer	11	CCF	\$148.56	\$0.00	\$148.56	13.5055	5.94%
Total Cost:			\$2,499.01	\$0.00	\$2,499.01		



Filters: Cost Center Name Not Equal To DoNotReport; Billing Period Equal To 201009

elpaso

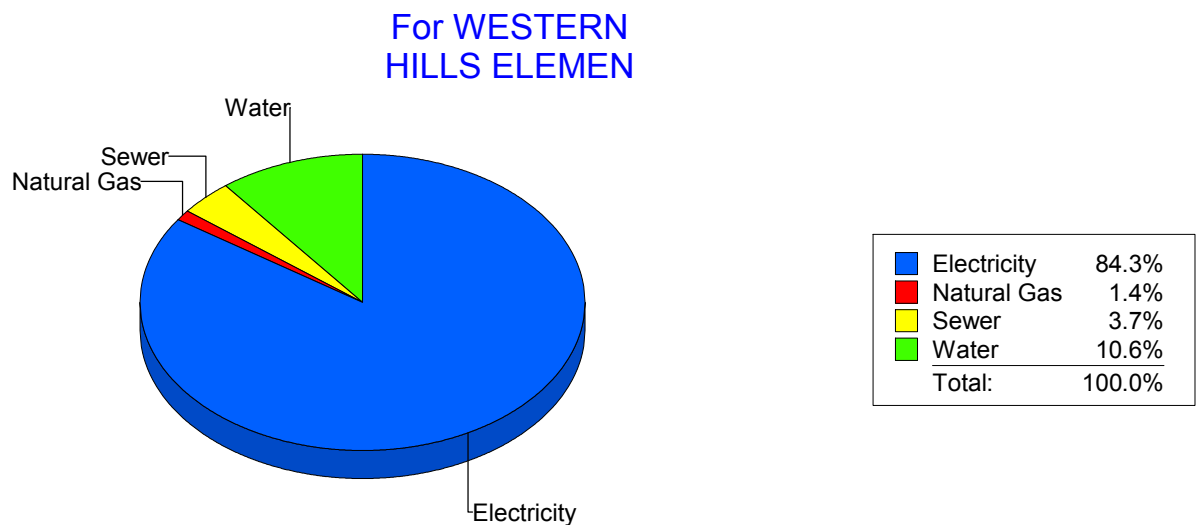
Energy CAP

Cost Avoidance Program

Cost Summary Graph

Grouped by Energy Type

Energy Type	Use	Units	Meter Cost	Special Charges	Total Cost	Avg Unit Cost	% of Total Cost
Site: WESTERN HILLS ELEMEN - WESTERN HILLS ELEMEN							
Electricity	73,680	KWH	\$9,669.24	\$0.00	\$9,669.24	0.1312	84.31%
Natural Gas	257	CCF	\$157.66	\$0.00	\$157.66	0.6135	1.37%
Water	778	CCF	\$1,215.47	\$0.00	\$1,215.47	1.5623	10.60%
Sewer	120	CCF	\$426.59	\$0.00	\$426.59	3.5549	3.72%
Total Cost:			\$11,468.96	\$0.00	\$11,468.96		



Filters: Cost Center Name Not Equal To DoNotReport; Billing Period Equal To 201009

el Paso

Energy CAP

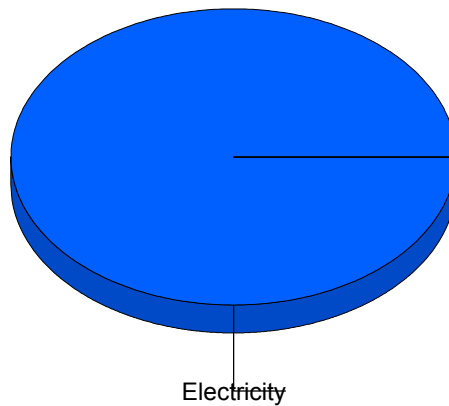
Cost Avoidance Program

Cost Summary Graph

Grouped by Energy Type

Energy Type	Use	Units	Meter Cost	Special Charges	Total Cost	Avg Unit Cost	% of Total Cost
Site: WESTSIDE TRANSPORTAT - WESTSIDE TRANSPORTAT							
Electricity		1,990 KWH	\$284.11	\$0.00	\$284.11	0.1428	100.00%
Total Cost:			\$284.11	\$0.00	\$284.11		

For WESTSIDE
TRANSPORTAT



■ Electricity	100.0%
Total:	100.0%

Filters: Cost Center Name Not Equal To DoNotReport; Billing Period Equal To 201009

elpaso

Energy CAP

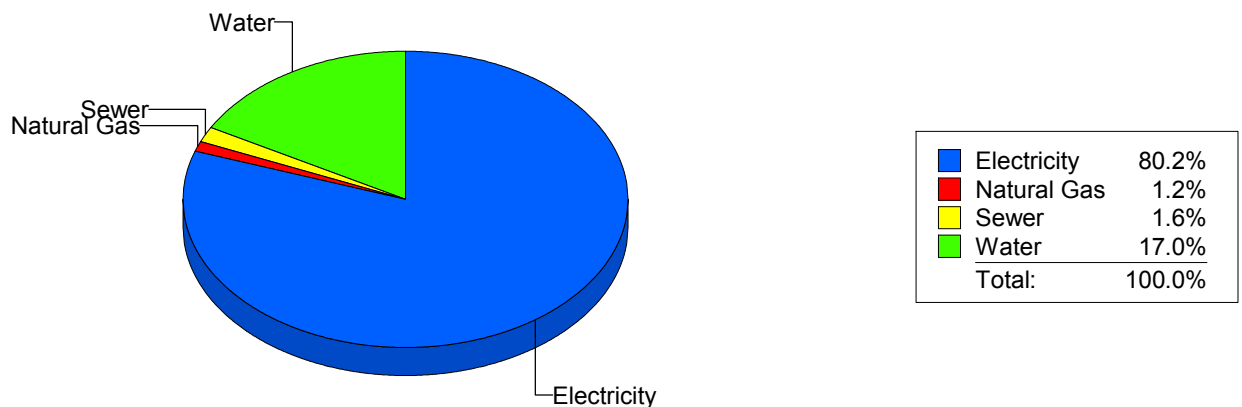
Cost Avoidance Program

Cost Summary Graph

Grouped by Energy Type

Energy Type	Use	Units	Meter Cost	Special Charges	Total Cost	Avg Unit Cost	% of Total Cost
Site: WHITAKER ELEMENTARY - WHITAKER ELEMENTARY							
Electricity	94,080	KWH	\$12,852.72	\$0.00	\$12,852.72	0.1366	80.24%
Natural Gas	310	CCF	\$185.64	\$0.00	\$185.64	0.5988	1.16%
Water	1,357	CCF	\$2,722.16	\$0.00	\$2,722.16	2.0060	16.99%
Sewer	95	CCF	\$258.26	\$0.00	\$258.26	2.7185	1.61%
Total Cost:			\$16,018.78	\$0.00	\$16,018.78		

For WHITAKER
ELEMENTARY



Filters: Cost Center Name Not Equal To DoNotReport; Billing Period Equal To 201009

elpaso

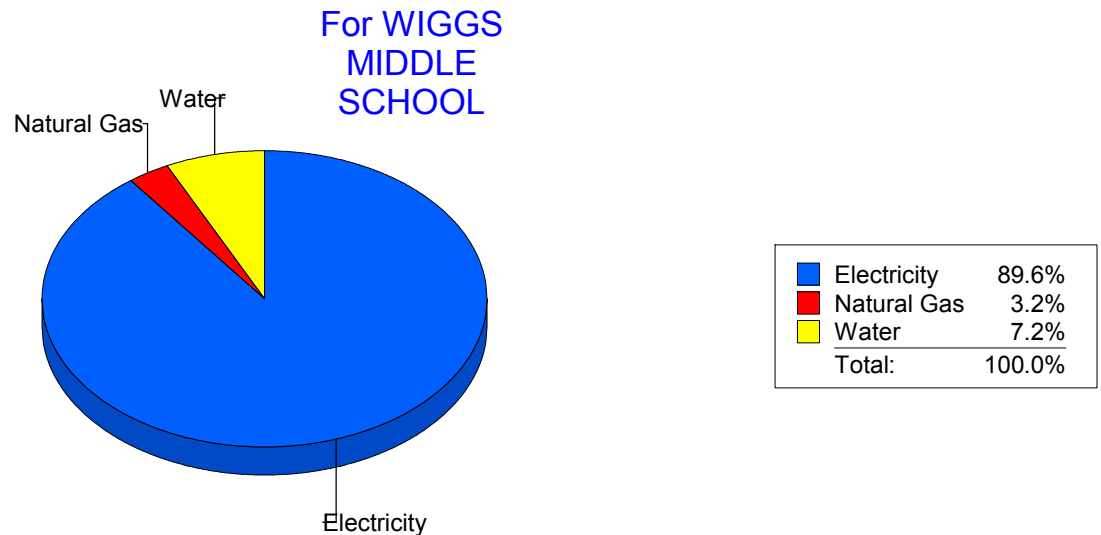
Energy CAP

Cost Avoidance Program

Cost Summary Graph

Grouped by Energy Type

Energy Type	Use	Units	Meter Cost	Special Charges	Total Cost	Avg Unit Cost	% of Total Cost
Site: WIGGS MIDDLE SCHOOL - WIGGS MIDDLE SCHOOL							
Electricity	79,200	KWH	\$9,285.33	\$0.00	\$9,285.33	0.1172	89.58%
Natural Gas	589	CCF	\$331.14	\$0.00	\$331.14	0.5622	3.19%
Water	300	CCF	\$748.48	\$0.00	\$748.48	2.4949	7.22%
Total Cost:			\$10,364.95	\$0.00	\$10,364.95		



Filters: Cost Center Name Not Equal To DoNotReport; Billing Period Equal To 201009

elpaso

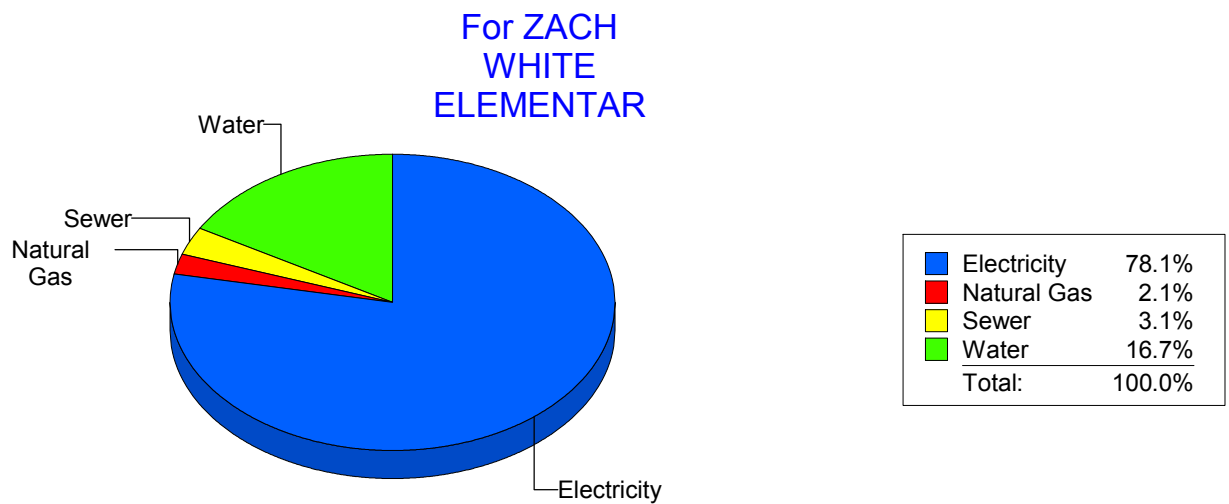
Energy CAP

Cost Avoidance Program

Cost Summary Graph

Grouped by Energy Type

Energy Type	Use	Units	Meter Cost	Special Charges	Total Cost	Avg Unit Cost	% of Total Cost
Site: ZACH WHITE ELEMENTAR - ZACH WHITE ELEMENTAR							
Electricity	76,800	KWH	\$10,200.44	\$0.00	\$10,200.44	0.1328	78.07%
Natural Gas	416	CCF	\$274.99	\$0.00	\$274.99	0.6610	2.10%
Water	698	CCF	\$2,187.58	\$0.00	\$2,187.58	3.1341	16.74%
Sewer	111	CCF	\$403.06	\$0.00	\$403.06	3.6312	3.08%
Total Cost:			\$13,066.07	\$0.00	\$13,066.07		



Filters: Cost Center Name Not Equal To DoNotReport; Billing Period Equal To 201009

el Paso

Energy CAP

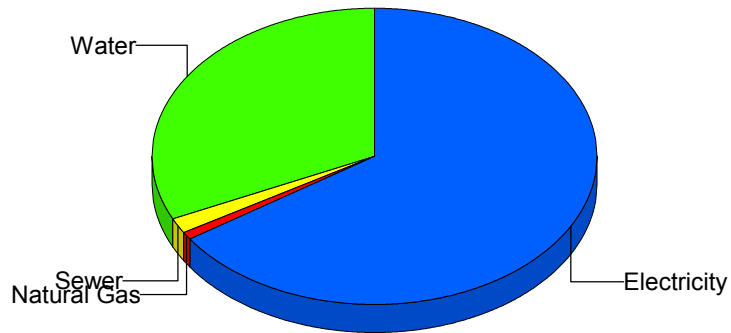
Cost Avoidance Program

Cost Summary Graph

Grouped by Energy Type

Energy Type	Use	Units	Meter Cost	Special Charges	Total Cost	Avg Unit Cost	% of Total Cost
Site: ZAVALA ELEMENTARY SC - ZAVALA ELEMENTARY SC							
Electricity	44,504	KWH	\$4,714.31	\$0.00	\$4,714.31	0.1059	65.68%
Natural Gas	44	CCF	\$51.59	\$0.00	\$51.59	1.1725	0.72%
Water	515	CCF	\$2,290.11	\$0.00	\$2,290.11	4.4468	31.90%
Sewer	47	CCF	\$121.93	\$0.00	\$121.93	2.5943	1.70%
Total Cost:			\$7,177.94	\$0.00	\$7,177.94		

For ZAVALA
ELEMENTARY
SC



Electricity	65.7%
Natural Gas	0.7%
Sewer	1.7%
Water	31.9%
Total:	100.0%

Filters: Cost Center Name Not Equal To DoNotReport; Billing Period Equal To 201009

elpaso

Energy CAP

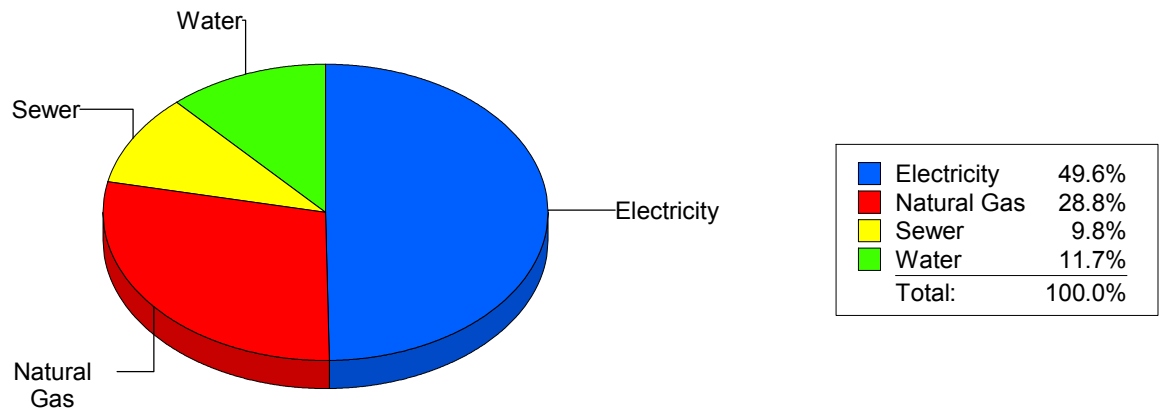
Cost Avoidance Program

Cost Summary Graph

Grouped by Energy Type

Energy Type	Use	Units	Meter Cost	Special Charges	Total Cost	Avg Unit Cost	% of Total Cost
Site: ZUNI COTTAGES - ZUNI COTTAGES							
Electricity		653 KWH	\$114.97	\$0.00	\$114.97	0.1761	49.62%
Natural Gas		0 CCF	\$66.76	\$0.00	\$66.76	0.0000	28.81%
Water		4 CCF	\$27.20	\$0.00	\$27.20	6.8000	11.74%
Sewer		2 CCF	\$22.76	\$0.00	\$22.76	11.3800	9.82%
Total Cost:			\$231.69	\$0.00	\$231.69		

For ZUNI COTTAGES



Filters: Cost Center Name Not Equal To DoNotReport; Billing Period Equal To 201009

el Paso

Energy CAP

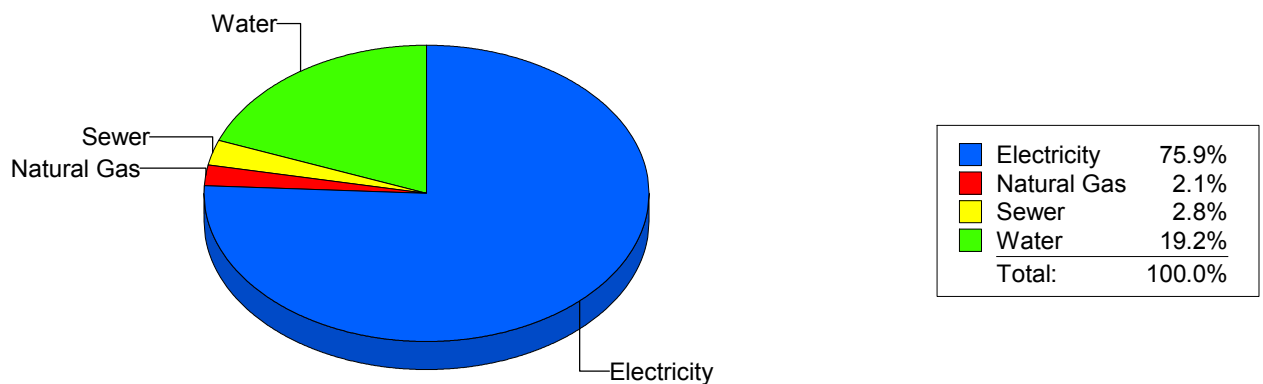
Cost Avoidance Program

Cost Summary Graph

Grouped by Energy Type

Energy Type	Use	Units	Meter Cost	Special Charges	Total Cost	Avg Unit Cost	% of Total Cost
All Sites							
Electricity	8,420,286	KWH	\$1,007,609.57	\$0.00	\$1,007,609.57	0.1197	75.90%
Natural Gas	44,541	CCF	\$28,172.67	\$0.00	\$28,172.67	0.6325	2.12%
Water	86,111	CCF	\$254,578.14	\$0.00	\$254,578.14	2.9564	19.18%
Sewer	16,428	CCF	\$37,271.30	\$0.00	\$37,271.30	2.2688	2.81%
Total Cost:			\$1,327,631.68	\$0.00	\$1,327,631.68		

For All Sites



Filters: Cost Center Name Not Equal To DoNotReport; Billing Period Equal To 201009