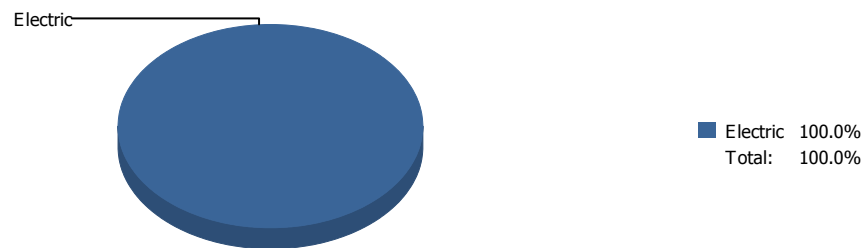
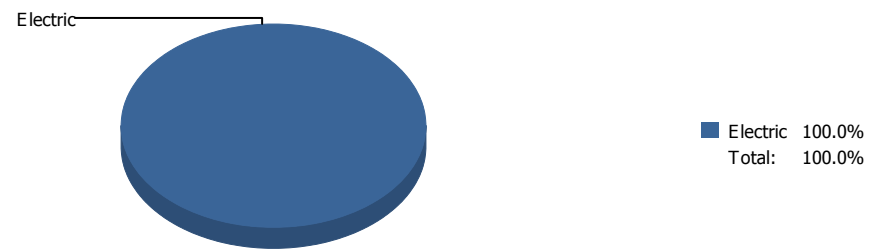


Energy

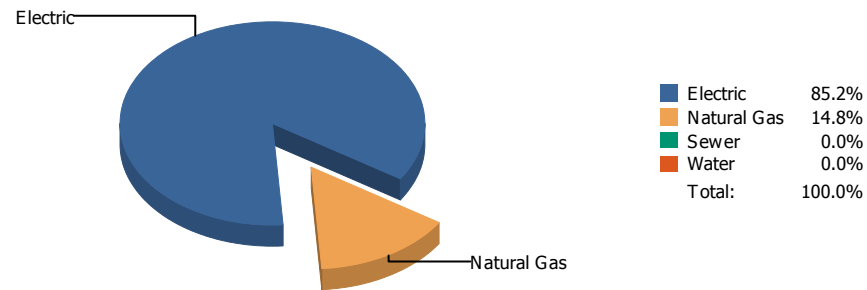


Cost

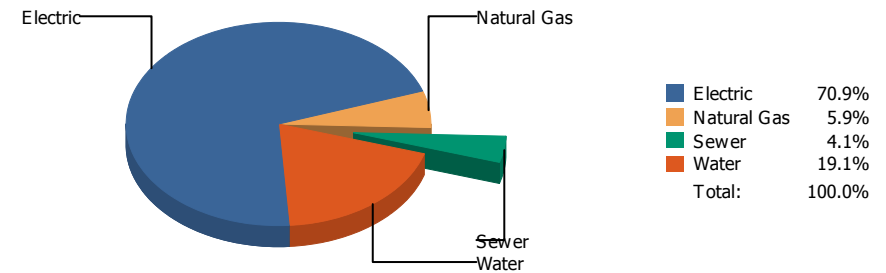


Commodity	Common Use	Energy Use	Energy Use / Area	Total Cost	Cost / Unit	Cost / Area
Place: [ALAMO] ALAMO 101 [BUILDING] Area: 58,978 SqFt Billing Period: Aug 2017						
ELECTRIC	1,500.00 kWh	5 MMBtu	0.000 MMBtu/SqFt	\$228.20	\$0.152 /kWh	\$0.004 /SqFt
Totals:		5 MMBtu	0.000 MMBtu/SqFt	\$228.20		

Energy

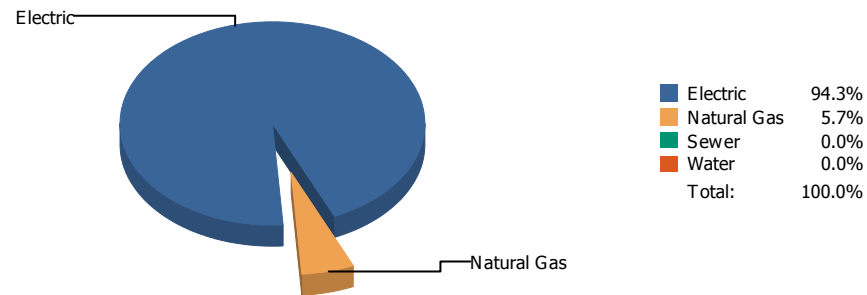


Cost

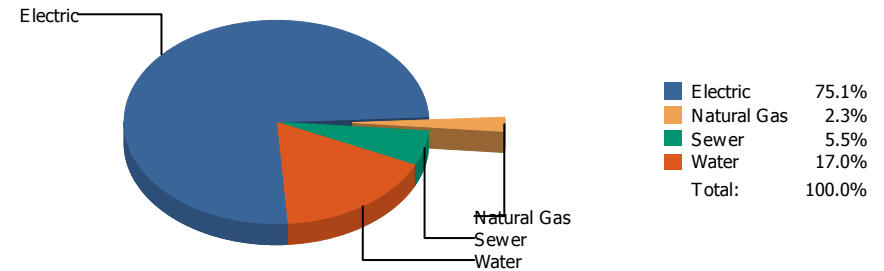


Commodity	Common Use	Energy Use	Energy Use / Area	Total Cost	Cost / Unit	Cost / Area
Place: [ALTA] ALTA VISTA 102 [BUILDING]						
Area: 68,463 SqFt						
Billing Period: Aug 2017						
ELECTRIC	29,100.00 kWh	99 MMBtu	0.001 MMBtu/SqFt	\$4,082.96	\$0.140 /kWh	\$0.060 /SqFt
NATURALGAS	167.00 CCF	17 MMBtu	0.000 MMBtu/SqFt	\$338.66	\$2.028 /CCF	\$0.005 /SqFt
SEWER	83.00 CCF			\$233.27	\$2.810 /CCF	\$0.003 /SqFt
WATER	270.00 CCF			\$1,102.01	\$4.082 /CCF	\$0.016 /SqFt
Totals:		117 MMBtu	0.002 MMBtu/SqFt	\$5,756.90		

Energy

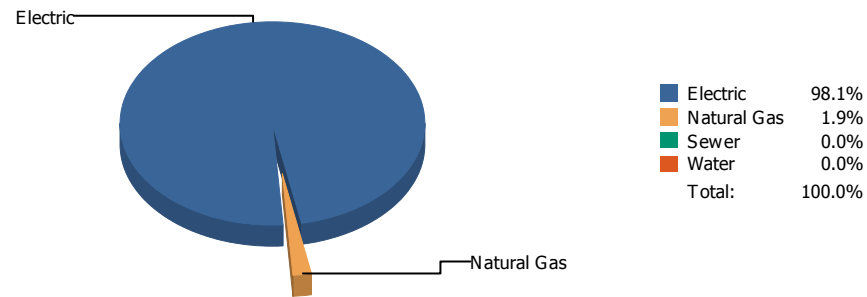


Cost

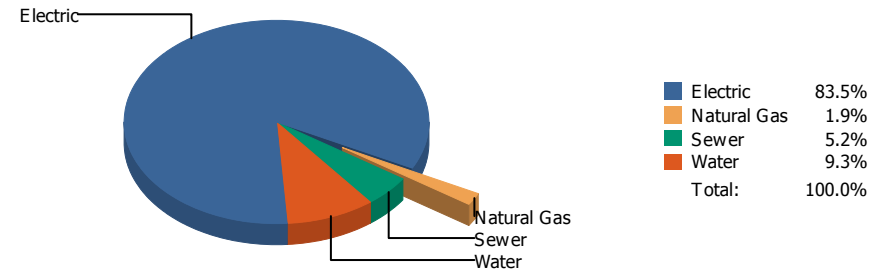


Commodity	Common Use	Energy Use	Energy Use / Area	Total Cost	Cost / Unit	Cost / Area
Place: [ADDRESS] ADDRESS 001 [BUILDING]						
Area: 266,968 SqFt						
Billing Period: Aug 2017						
ELECTRIC	154,993.00 kWh	529 MMBtu	0.002 MMBtu/SqFt	\$17,810.48	\$0.115 /kWh	\$0.066 /SqFt
NATURALGAS	310.00 CCF	32 MMBtu	0.000 MMBtu/SqFt	\$541.34	\$1.746 /CCF	\$0.002 /SqFt
SEWER	634.00 CCF			\$1,313.09	\$2.071 /CCF	\$0.005 /SqFt
WATER	1,423.00 CCF			\$4,037.24	\$2.837 /CCF	\$0.015 /SqFt
Totals:		561 MMBtu	0.002 MMBtu/SqFt	\$23,702.15		

Energy

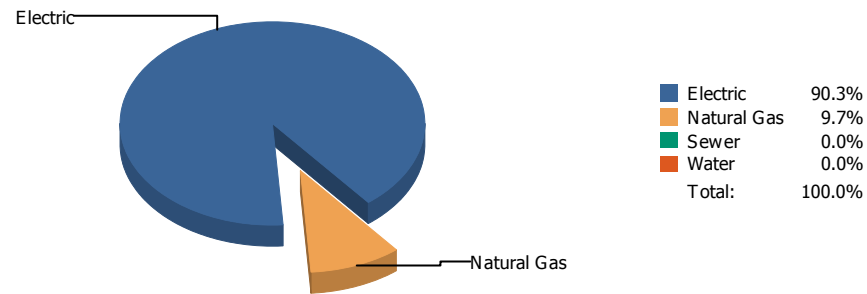


Cost

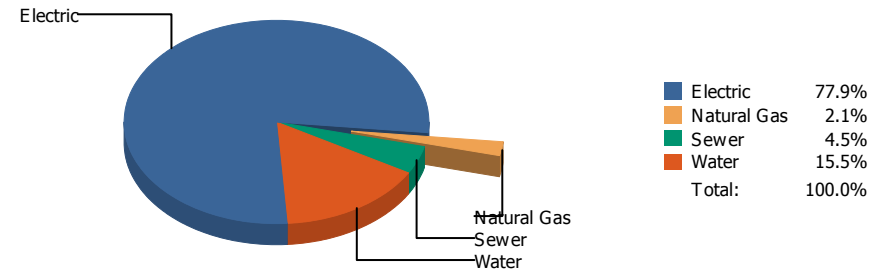


Commodity	Common Use	Energy Use	Energy Use / Area	Total Cost	Cost / Unit	Cost / Area
Place: [AOY] AOY 103 [BUILDING]						
Area: 105,486 SqFt						
Billing Period: Aug 2017						
ELECTRIC	53,361.00 kWh	182 MMBtu	0.002 MMBtu/SqFt	\$11,420.35	\$0.214 /kWh	\$0.108 /SqFt
NATURALGAS	35.00 CCF	4 MMBtu	0.000 MMBtu/SqFt	\$264.70	\$7.563 /CCF	\$0.002 /SqFt
SEWER	197.00 CCF			\$711.37	\$3.611 /CCF	\$0.007 /SqFt
WATER	179.00 CCF			\$1,278.02	\$7.140 /CCF	\$0.012 /SqFt
Totals:		186 MMBtu	0.002 MMBtu/SqFt	\$13,674.44		

Energy

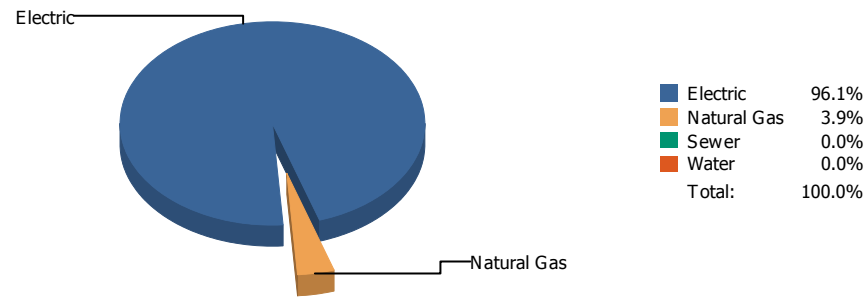


Cost

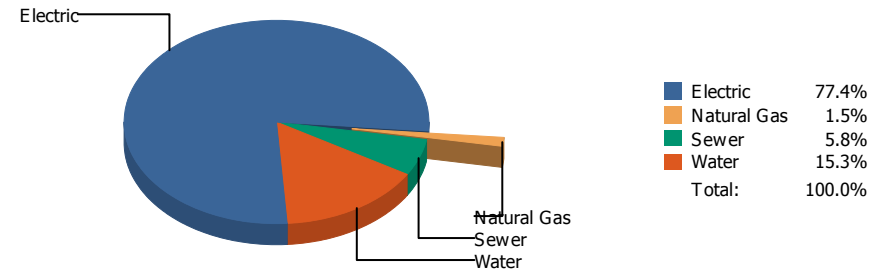


Commodity	Common Use	Energy Use	Energy Use / Area	Total Cost	Cost / Unit	Cost / Area
Place: [ARMENDARIZ_1] ARMENDARIZ MIDDLE SCHOOL [BUILDING]						
Area: 133,779 SqFt						
Billing Period: Aug 2017						
ELECTRIC	108,000.00 kWh	369 MMBtu	0.003 MMBtu/SqFt	\$12,404.08	\$0.115 /kWh	\$0.093 /SqFt
NATURALGAS	386.00 CCF	40 MMBtu	0.000 MMBtu/SqFt	\$338.79	\$0.878 /CCF	\$0.003 /SqFt
SEWER	236.00 CCF			\$711.76	\$3.016 /CCF	\$0.005 /SqFt
WATER	776.00 CCF			\$2,465.44	\$3.177 /CCF	\$0.018 /SqFt
Totals:		408 MMBtu	0.003 MMBtu/SqFt	\$15,920.07		

Energy

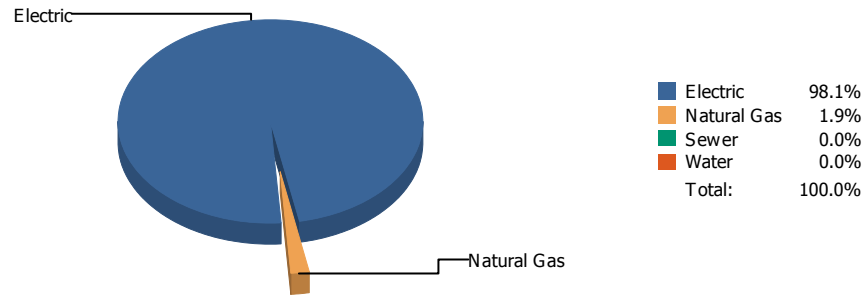


Cost

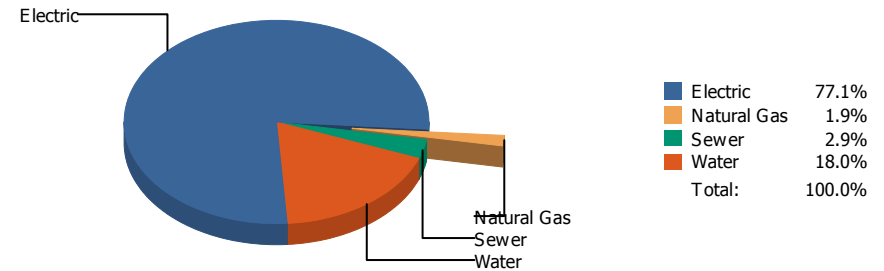


Commodity	Common Use	Energy Use	Energy Use / Area	Total Cost	Cost / Unit	Cost / Area
Place: [AUSTIN] AUSTIN 002 [BUILDING]						
Area: 269,216 SqFt						
Billing Period: Aug 2017						
ELECTRIC	177,599.00 kWh	606 MMBtu	0.002 MMBtu/SqFt	\$25,752.39	\$0.145 /kWh	\$0.095 /SqFt
NATURALGAS	236.00 CCF	24 MMBtu	0.000 MMBtu/SqFt	\$499.89	\$2.118 /CCF	\$0.002 /SqFt
SEWER	661.00 CCF			\$1,930.77	\$2.921 /CCF	\$0.007 /SqFt
WATER	1,335.00 CCF			\$5,072.38	\$3.800 /CCF	\$0.019 /SqFt
Totals:		630 MMBtu	0.002 MMBtu/SqFt	\$33,255.43		

Energy



Cost



Commodity	Common Use	Energy Use	Energy Use / Area	Total Cost	Cost / Unit	Cost / Area
Place: [BARRON ELEMENTARY] Barron Elementary 165 [BUILDING]						
Area: 87,818 SqFt						
Billing Period: Aug 2017						
ELECTRIC	69,723.00 kWh	238 MMBtu	0.003 MMBtu/SqFt	\$11,153.23	\$0.160 /kWh	\$0.127 /SqFt
NATURALGAS	44.00 CCF	5 MMBtu	0.000 MMBtu/SqFt	\$269.78	\$6.131 /CCF	\$0.003 /SqFt
SEWER	56.00 CCF			\$425.41	\$7.597 /CCF	\$0.005 /SqFt
WATER	367.00 CCF			\$2,609.33	\$7.110 /CCF	\$0.030 /SqFt
Totals:		242 MMBtu	0.003 MMBtu/SqFt	\$14,457.75		

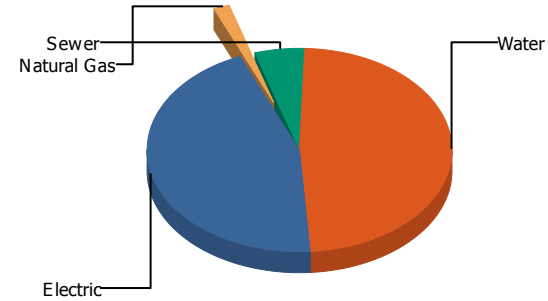
Energy

Electric



Electric	100.0%
Natural Gas	0.0%
Sewer	0.0%
Water	0.0%
Total:	100.0%

Cost



Electric	44.8%
Natural Gas	1.6%
Sewer	5.3%
Water	48.3%
Total:	100.0%

Commodity	Common Use	Energy Use	Energy Use / Area	Total Cost	Cost / Unit	Cost / Area
Place: [BASSETT] BASSETT 049 [BUILDING]						
Area: 174,250 SqFt						
Billing Period: Aug 2017						
ELECTRIC	54,428.00 kWh	186 MMBtu	0.001 MMBtu/SqFt	\$6,898.11	\$0.127 /kWh	\$0.040 /SqFt
NATURALGAS	0.00 CCF	0 MMBtu	0.000 MMBtu/SqFt	\$245.12	\$0.000 /CCF	\$0.001 /SqFt
SEWER	352.00 CCF			\$813.95	\$2.312 /CCF	\$0.005 /SqFt
WATER	1,700.00 CCF			\$7,444.06	\$4.379 /CCF	\$0.043 /SqFt
Totals:		186 MMBtu	0.001 MMBtu/SqFt	\$15,401.24		

Energy

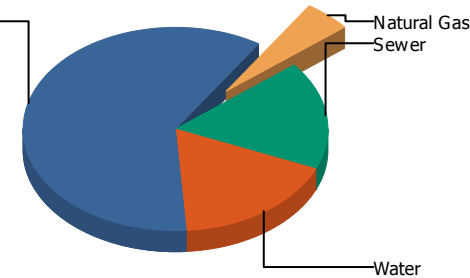
Electric



Electric	100.0%
Natural Gas	0.0%
Sewer	0.0%
Water	0.0%
Total:	100.0%

Cost

Electric



Electric	60.2%
Natural Gas	4.9%
Sewer	17.4%
Water	17.4%
Total:	100.0%

Commodity	Common Use	Energy Use	Energy Use / Area	Total Cost	Cost / Unit	Cost / Area
Place: [BEALL] BEALL 104 [BUILDING] Area: 74,454 SqFt Billing Period: Aug 2017						
ELECTRIC	10,480.00 kWh	36 MMBtu	0.000 MMBtu/SqFt	\$1,497.77	\$0.143 /kWh	\$0.020 /SqFt
NATURALGAS	0.00 CCF	0 MMBtu	0.000 MMBtu/SqFt	\$122.56	\$0.000 /CCF	\$0.002 /SqFt
SEWER	137.00 CCF			\$433.40	\$3.164 /CCF	\$0.006 /SqFt
WATER	117.00 CCF			\$432.72	\$3.698 /CCF	\$0.006 /SqFt
Totals:		36 MMBtu	0.000 MMBtu/SqFt	\$2,486.45		

Energy

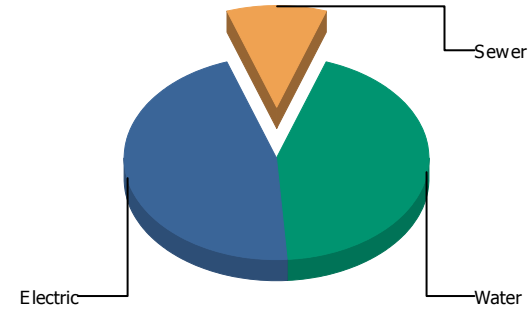
Electric



■ Electric 100.0%
 ■ Sewer 0.0%
 ■ Water 0.0%
 Total: 100.0%

Cost

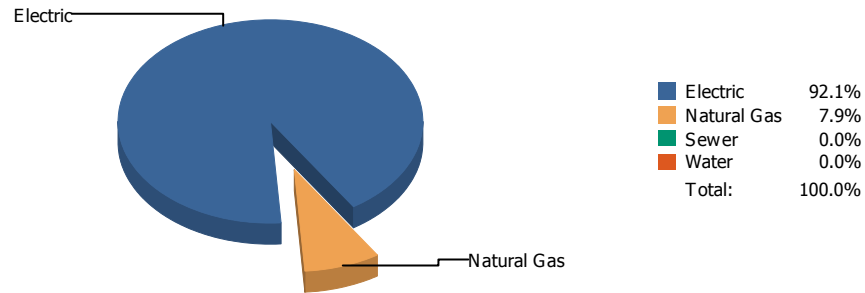
Electric



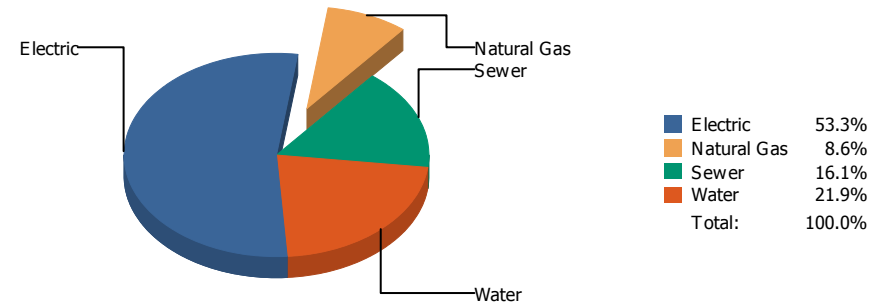
■ Electric 45.8%
 ■ Sewer 10.7%
 ■ Water 43.5%
 Total: 100.0%

Commodity	Common Use	Energy Use	Energy Use / Area	Total Cost	Cost / Unit	Cost / Area
Place: [BLISS] BLISS 105 [BUILDING] Area: 78,820 SqFt Billing Period: Aug 2017						
ELECTRIC	24,729.00 kWh	84 MMBtu	0.001 MMBtu/SqFt	\$3,160.45	\$0.128 /kWh	\$0.040 /SqFt
SEWER	310.00 CCF			\$739.61	\$2.386 /CCF	\$0.009 /SqFt
WATER	882.00 CCF			\$3,002.57	\$3.404 /CCF	\$0.038 /SqFt
Totals:		84 MMBtu	0.001 MMBtu/SqFt	\$6,902.63		

Energy

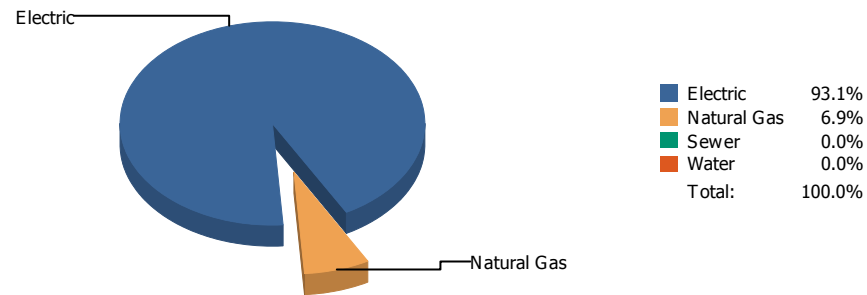


Cost

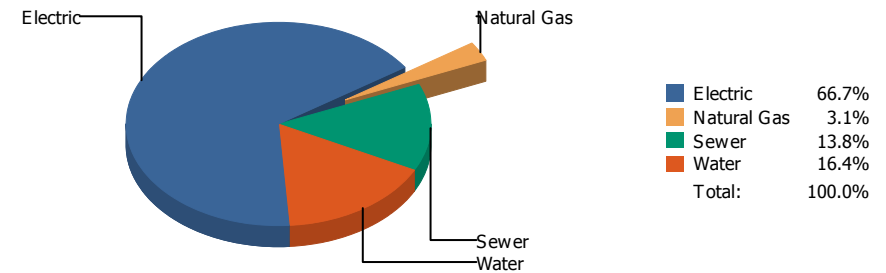


Commodity	Common Use	Energy Use	Energy Use / Area	Total Cost	Cost / Unit	Cost / Area
Place: [BOND_2] BOND 160 [BUILDING]						
Area: 89,988 SqFt						
Billing Period: Aug 2017						
ELECTRIC	11,562.00 kWh	39 MMBtu	0.000 MMBtu/SqFt	\$1,627.71	\$0.141 /kWh	\$0.018 /SqFt
NATURALGAS	33.00 CCF	3 MMBtu	0.000 MMBtu/SqFt	\$263.46	\$7.984 /CCF	\$0.003 /SqFt
SEWER	121.00 CCF			\$491.44	\$4.061 /CCF	\$0.005 /SqFt
WATER	210.00 CCF			\$669.40	\$3.188 /CCF	\$0.007 /SqFt
Totals:		43 MMBtu	0.000 MMBtu/SqFt	\$3,052.01		

Energy

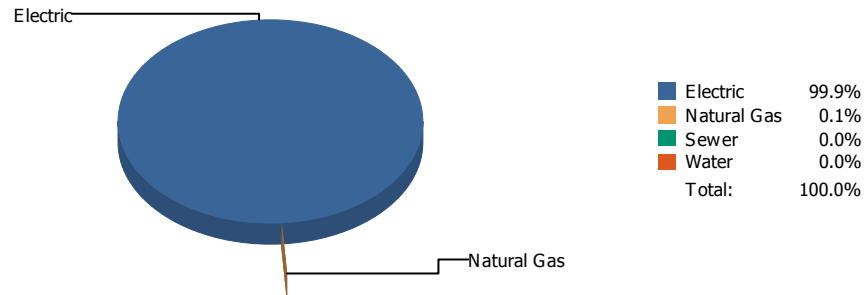


Cost

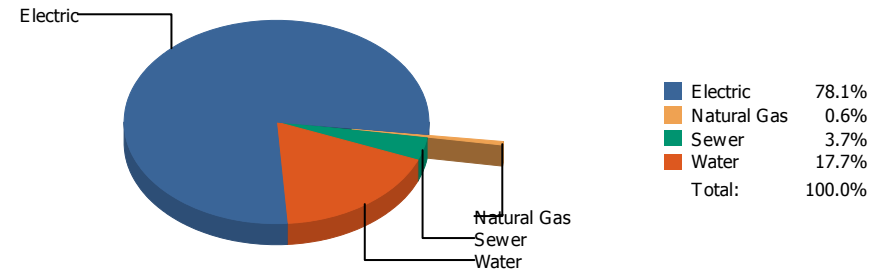


Commodity	Common Use	Energy Use	Energy Use / Area	Total Cost	Cost / Unit	Cost / Area
Place: [BONHAM] BONHAM 106 [BUILDING]						
Area: 53,522 SqFt						
Billing Period: Aug 2017						
ELECTRIC	22,846.00 kWh	78 MMBtu	0.001 MMBtu/SqFt	\$3,288.27	\$0.144 /kWh	\$0.061 /SqFt
NATURALGAS	56.00 CCF	6 MMBtu	0.000 MMBtu/SqFt	\$153.93	\$2.749 /CCF	\$0.003 /SqFt
SEWER	289.00 CCF			\$680.55	\$2.355 /CCF	\$0.013 /SqFt
WATER	320.00 CCF			\$810.35	\$2.532 /CCF	\$0.015 /SqFt
Totals:		84 MMBtu	0.002 MMBtu/SqFt	\$4,933.10		

Energy

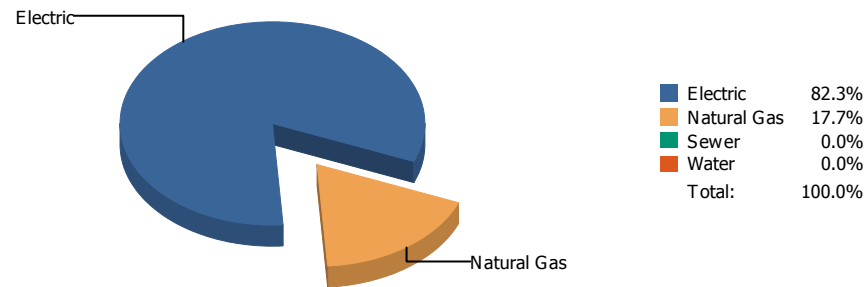


Cost

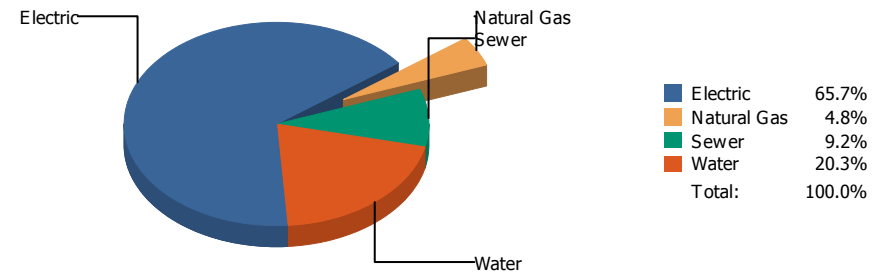


Commodity	Common Use	Energy Use	Energy Use / Area	Total Cost	Cost / Unit	Cost / Area
Place: [BOWIE] BOWIE 003 [BUILDING]						
Area: 282,931 SqFt						
Billing Period: Aug 2017						
ELECTRIC	228,883.00 kWh	781 MMBtu	0.003 MMBtu/SqFt	\$34,915.94	\$0.153 /kWh	\$0.123 /SqFt
NATURALGAS	10.00 CCF	1 MMBtu	0.000 MMBtu/SqFt	\$250.73	\$25.073 /CCF	\$0.001 /SqFt
SEWER	610.00 CCF			\$1,651.01	\$2.707 /CCF	\$0.006 /SqFt
WATER	3,431.00 CCF			\$7,910.29	\$2.306 /CCF	\$0.028 /SqFt
Totals:		782 MMBtu	0.003 MMBtu/SqFt	\$44,727.97		

Energy

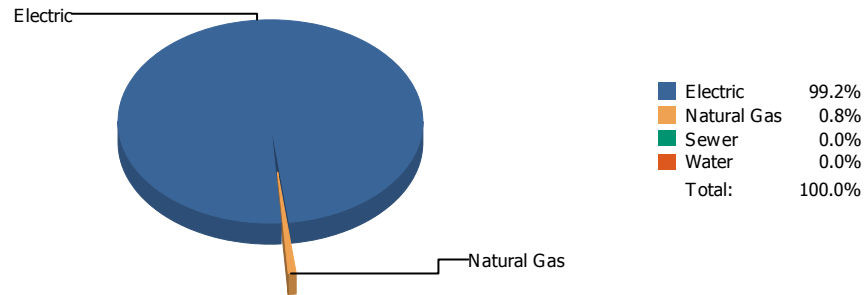


Cost

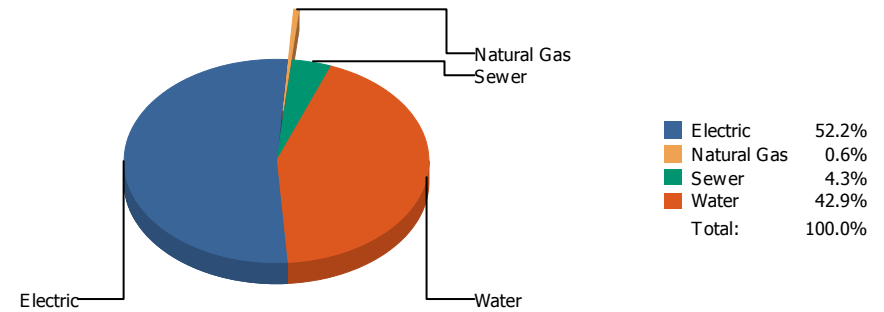


Commodity	Common Use	Energy Use	Energy Use / Area	Total Cost	Cost / Unit	Cost / Area
Place: [BRADLEY] BRADLEY 158 [BUILDING]						
Area: 59,142 SqFt						
Billing Period: Aug 2017						
ELECTRIC	22,700.00 kWh	77 MMBtu	0.001 MMBtu/SqFt	\$2,926.13	\$0.129 /kWh	\$0.049 /SqFt
NATURALGAS	162.00 CCF	17 MMBtu	0.000 MMBtu/SqFt	\$213.31	\$1.317 /CCF	\$0.004 /SqFt
SEWER	65.00 CCF			\$409.09	\$6.294 /CCF	\$0.007 /SqFt
WATER	298.00 CCF			\$902.39	\$3.028 /CCF	\$0.015 /SqFt
Totals:		94 MMBtu	0.002 MMBtu/SqFt	\$4,450.92		

Energy

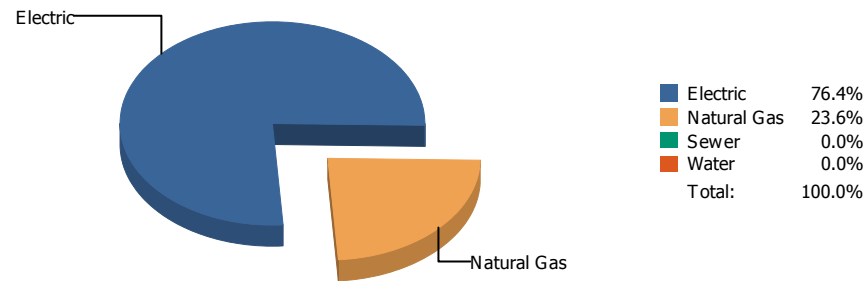


Cost

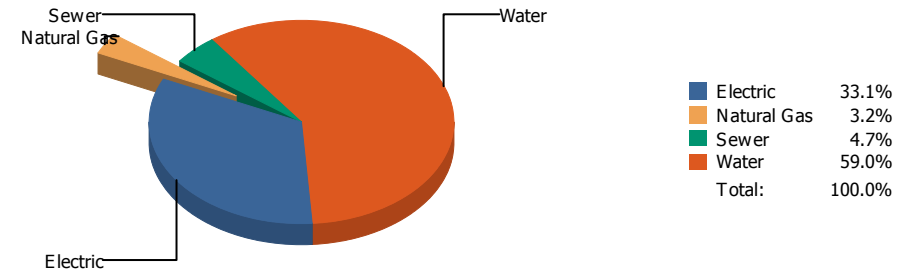


Commodity	Common Use	Energy Use	Energy Use / Area	Total Cost	Cost / Unit	Cost / Area
Place: [BROWN] BROWN MIDDLE SCHOOL 056 [BUILDING]						
Area: 173,263 SqFt						
Billing Period: Aug 2017						
ELECTRIC	89,200.00 kWh	304 MMBtu	0.002 MMBtu/SqFt	\$10,941.53	\$0.123 /kWh	\$0.063 /SqFt
NATURALGAS	23.00 CCF	2 MMBtu	0.000 MMBtu/SqFt	\$135.42	\$5.888 /CCF	\$0.001 /SqFt
SEWER	339.00 CCF			\$894.07	\$2.637 /CCF	\$0.005 /SqFt
WATER	1,791.00 CCF			\$9,001.84	\$5.026 /CCF	\$0.052 /SqFt
Totals:		307 MMBtu	0.002 MMBtu/SqFt	\$20,972.86		

Energy

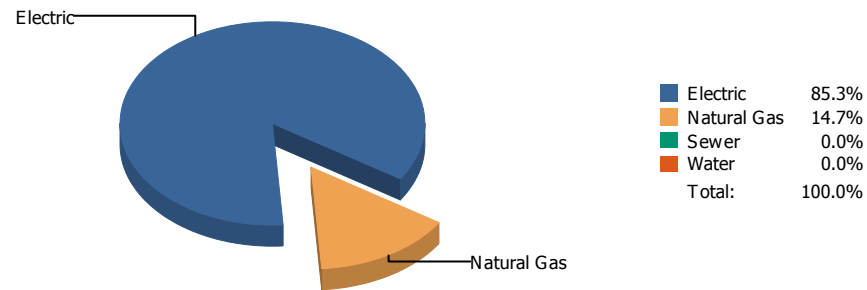


Cost

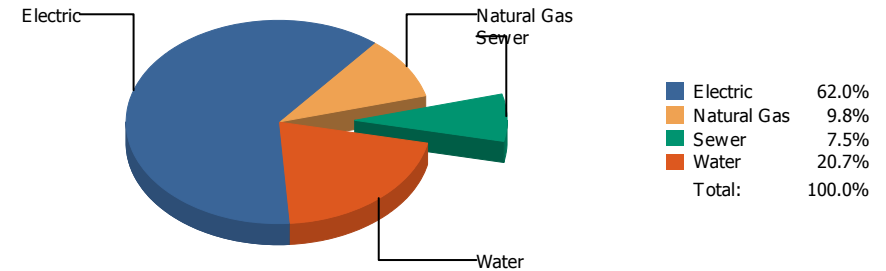


Commodity	Common Use	Energy Use	Energy Use / Area	Total Cost	Cost / Unit	Cost / Area
Place: [BURGES] BURGES 004 [BUILDING]						
Area: 241,219 SqFt						
Billing Period: Aug 2017						
ELECTRIC	44,824.00 kWh	153 MMBtu	0.001 MMBtu/SqFt	\$6,565.93	\$0.146 /kWh	\$0.027 /SqFt
NATURALGAS	460.00 CCF	47 MMBtu	0.000 MMBtu/SqFt	\$625.37	\$1.360 /CCF	\$0.003 /SqFt
SEWER	249.00 CCF			\$925.68	\$3.718 /CCF	\$0.004 /SqFt
WATER	2,371.00 CCF			\$11,692.45	\$4.931 /CCF	\$0.048 /SqFt
Totals:		200 MMBtu	0.001 MMBtu/SqFt	\$19,809.43		

Energy

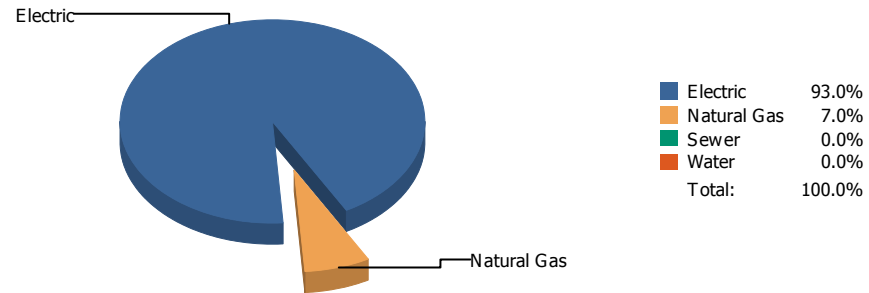


Cost

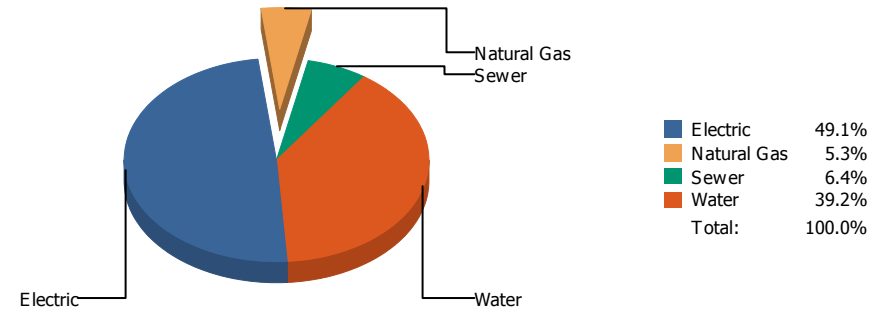


Commodity	Common Use	Energy Use	Energy Use / Area	Total Cost	Cost / Unit	Cost / Area
Place: [BURLESON] BURLESON 107 [BUILDING]						
Area: 73,772 SqFt						
Billing Period: Aug 2017						
ELECTRIC	12,951.00 kWh	44 MMBtu	0.001 MMBtu/SqFt	\$2,588.48	\$0.200 /kWh	\$0.035 /SqFt
NATURALGAS	74.00 CCF	8 MMBtu	0.000 MMBtu/SqFt	\$409.14	\$5.529 /CCF	\$0.005 /SqFt
SEWER	79.00 CCF			\$312.55	\$3.956 /CCF	\$0.004 /SqFt
WATER	386.00 CCF			\$863.69	\$2.238 /CCF	\$0.012 /SqFt
Totals:		52 MMBtu	0.001 MMBtu/SqFt	\$4,173.86		

Energy

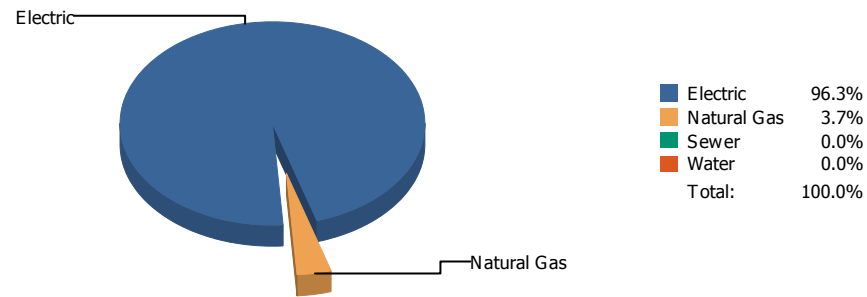


Cost

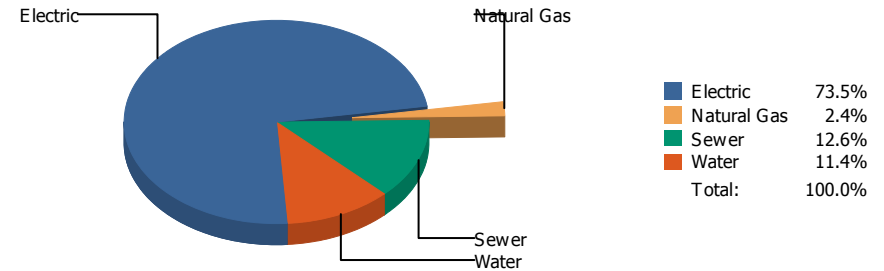


Commodity	Common Use	Energy Use	Energy Use / Area	Total Cost	Cost / Unit	Cost / Area
Place: [BURNET] BURNET 108 [BUILDING]						
Area: 50,520 SqFt						
Billing Period: Aug 2017						
ELECTRIC	17,579.00 kWh	60 MMBtu	0.001 MMBtu/SqFt	\$2,516.55	\$0.143 /kWh	\$0.050 /SqFt
NATURALGAS	44.00 CCF	5 MMBtu	0.000 MMBtu/SqFt	\$269.58	\$6.127 /CCF	\$0.005 /SqFt
SEWER	88.00 CCF			\$328.48	\$3.733 /CCF	\$0.006 /SqFt
WATER	403.00 CCF			\$2,006.41	\$4.979 /CCF	\$0.040 /SqFt
Totals:		65 MMBtu	0.001 MMBtu/SqFt	\$5,121.02		

Energy

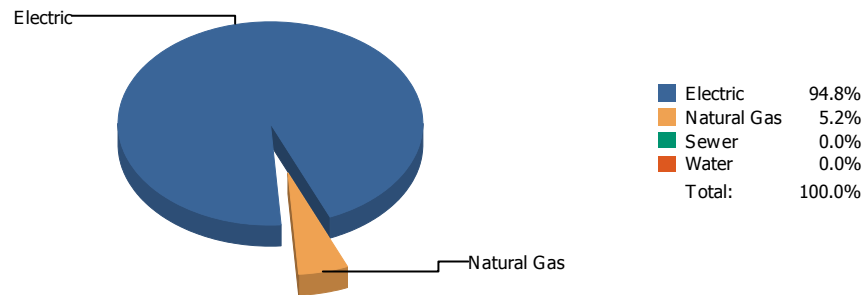


Cost

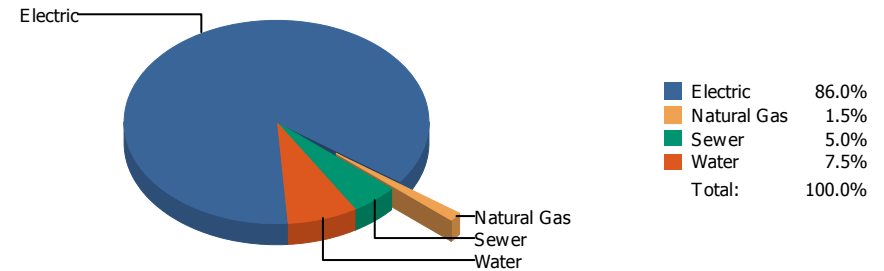


Commodity	Common Use	Energy Use	Energy Use / Area	Total Cost	Cost / Unit	Cost / Area
Place: [CANYON HILLS] CANYON HILLS 043 [BUILDING]						
Area: 133,149 SqFt						
Billing Period: Aug 2017						
ELECTRIC	60,280.00 kWh	206 MMBtu	0.002 MMBtu/SqFt	\$8,632.02	\$0.143 /kWh	\$0.065 /SqFt
NATURALGAS	76.00 CCF	8 MMBtu	0.000 MMBtu/SqFt	\$287.56	\$3.784 /CCF	\$0.002 /SqFt
SEWER	504.00 CCF			\$1,480.16	\$2.937 /CCF	\$0.011 /SqFt
WATER	472.00 CCF			\$1,342.91	\$2.845 /CCF	\$0.010 /SqFt
Totals:		214 MMBtu	0.002 MMBtu/SqFt	\$11,742.65		

Energy



Cost



Commodity	Common Use	Energy Use	Energy Use / Area	Total Cost	Cost / Unit	Cost / Area
Place: [CAREER] CAREER AND TECHNOLOGY [BUILDING]						
Area: 146,485 SqFt						
Billing Period: Aug 2017						
ELECTRIC	80,101.00 kWh	273 MMBtu	0.002 MMBtu/SqFt	\$11,887.48	\$0.148 /kWh	\$0.081 /SqFt
NATURALGAS	145.00 CCF	15 MMBtu	0.000 MMBtu/SqFt	\$203.57	\$1.404 /CCF	\$0.001 /SqFt
SEWER	245.00 CCF			\$693.20	\$2.829 /CCF	\$0.005 /SqFt
WATER	358.00 CCF			\$1,034.15	\$2.889 /CCF	\$0.007 /SqFt
Totals:		288 MMBtu	0.002 MMBtu/SqFt	\$13,818.40		

Energy

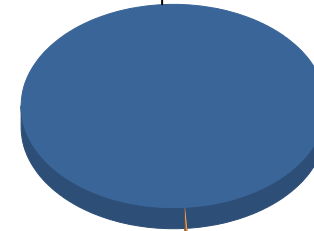
Electric



■ Electric 100.0%
 ■ Water 0.0%
 Total: 100.0%

Cost

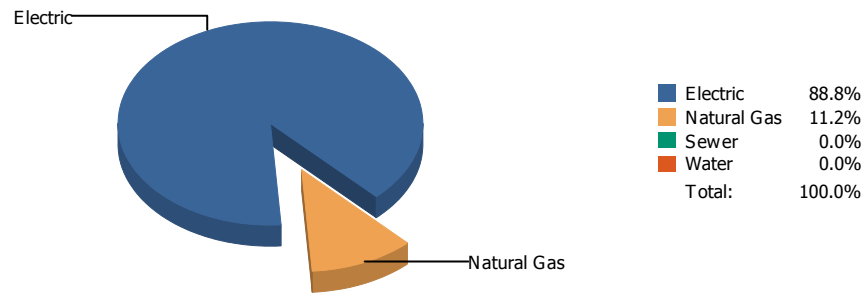
Electric



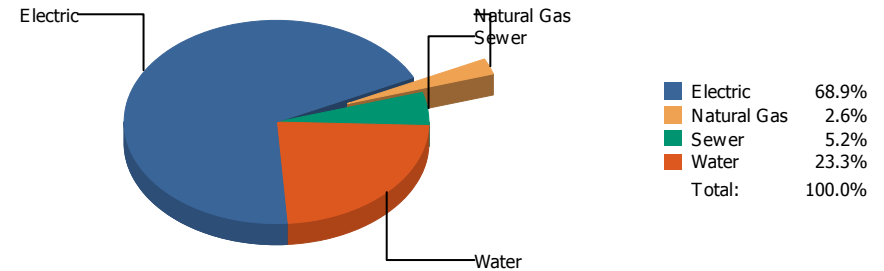
■ Electric 99.9%
 ■ Water 0.1%
 Total: 100.0%

Commodity	Common Use	Energy Use	Energy Use / Area	Total Cost	Cost / Unit	Cost / Area
Place: [CHAPIN] CHAPIN 012 [BUILDING]						
Area: 273,727 SqFt						
Billing Period: Aug 2017						
ELECTRIC	354,900.00 kWh	1,211 MMBtu	0.004 MMBtu/SqFt	\$42,762.25	\$0.120 /kWh	\$0.156 /SqFt
WATER	0.00 CCF			\$60.54	\$0.000 /CCF	\$0.000 /SqFt
Totals:		1,211 MMBtu	0.004 MMBtu/SqFt	\$42,822.79		

Energy

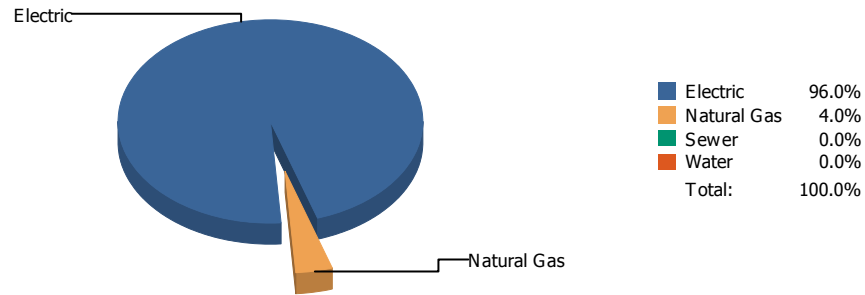


Cost

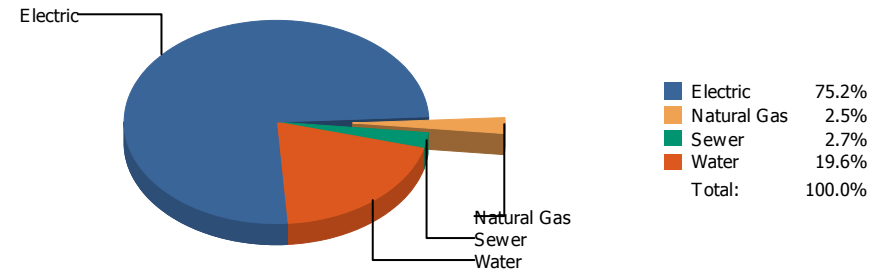


Commodity	Common Use	Energy Use	Energy Use / Area	Total Cost	Cost / Unit	Cost / Area
Place: [CHARLES] H.E. CHARLES 045 [BUILDING] Area: 107,867 SqFt Billing Period: Aug 2017						
ELECTRIC	82,380.00 kWh	281 MMBtu	0.003 MMBtu/SqFt	\$11,696.15	\$0.142 /kWh	\$0.108 /SqFt
NATURALGAS	344.00 CCF	35 MMBtu	0.000 MMBtu/SqFt	\$437.83	\$1.273 /CCF	\$0.004 /SqFt
SEWER	330.00 CCF			\$878.14	\$2.661 /CCF	\$0.008 /SqFt
WATER	1,035.00 CCF			\$3,962.96	\$3.829 /CCF	\$0.037 /SqFt
Totals:		317 MMBtu	0.003 MMBtu/SqFt	\$16,975.08		

Energy

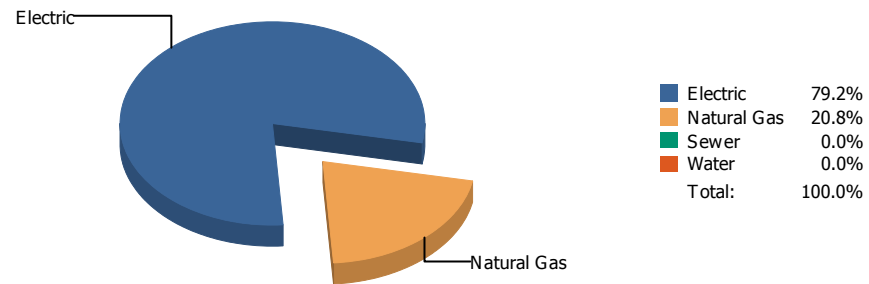


Cost

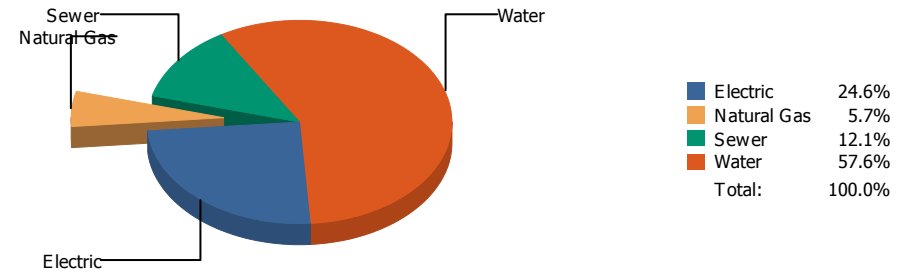


Commodity	Common Use	Energy Use	Energy Use / Area	Total Cost	Cost / Unit	Cost / Area
Place: [CIELO VI] CIELO VISTA 151 [BUILDING]						
Area: 66,034 SqFt						
Billing Period: Aug 2017						
ELECTRIC	68,720.00 kWh	235 MMBtu	0.004 MMBtu/SqFt	\$8,953.69	\$0.130 /kWh	\$0.136 /SqFt
NATURALGAS	94.00 CCF	10 MMBtu	0.000 MMBtu/SqFt	\$297.78	\$3.168 /CCF	\$0.004 /SqFt
SEWER	77.00 CCF			\$327.20	\$4.249 /CCF	\$0.005 /SqFt
WATER	629.00 CCF			\$2,335.20	\$3.713 /CCF	\$0.035 /SqFt
Totals:		244 MMBtu	0.004 MMBtu/SqFt	\$11,913.87		

Energy

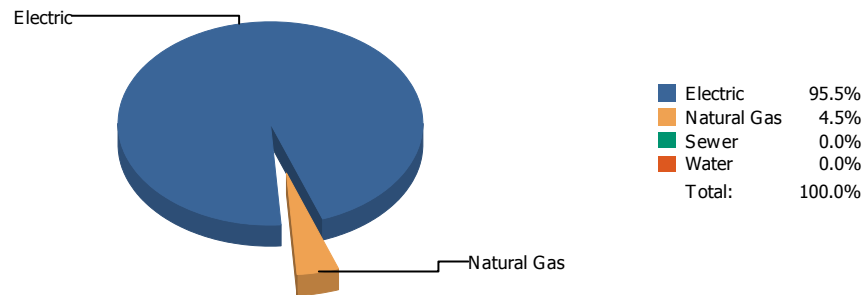


Cost

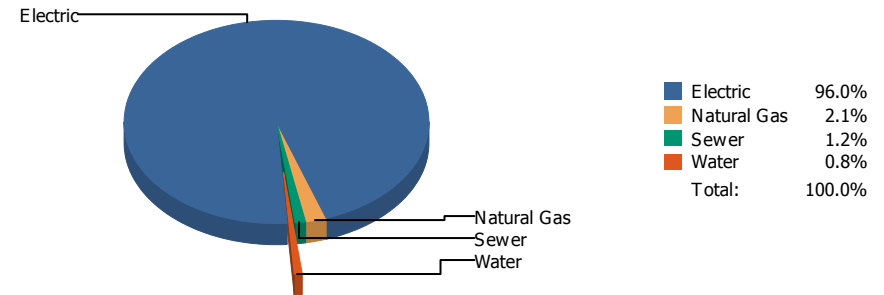


Commodity	Common Use	Energy Use	Energy Use / Area	Total Cost	Cost / Unit	Cost / Area
Place: [CLARDY] CLARDY 109 [BUILDING]						
Area: 70,700 SqFt						
Billing Period: Aug 2017						
ELECTRIC	12,172.00 kWh	42 MMBtu	0.001 MMBtu/SqFt	\$1,312.29	\$0.108 /kWh	\$0.018 /SqFt
NATURALGAS	106.00 CCF	11 MMBtu	0.000 MMBtu/SqFt	\$304.49	\$2.873 /CCF	\$0.004 /SqFt
SEWER	207.00 CCF			\$643.66	\$3.109 /CCF	\$0.009 /SqFt
WATER	725.00 CCF			\$3,070.59	\$4.235 /CCF	\$0.043 /SqFt
Totals:		52 MMBtu	0.001 MMBtu/SqFt	\$5,331.03		

Energy

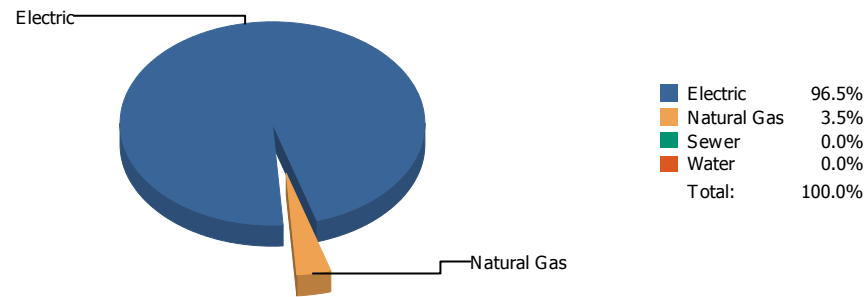


Cost

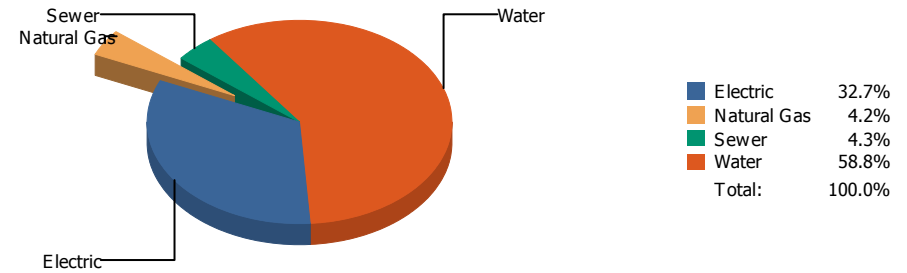


Commodity	Common Use	Energy Use	Energy Use / Area	Total Cost	Cost / Unit	Cost / Area
Place: [CLENEDIN] CLENEDIN 149 [BUILDING]						
Area: 62,721 SqFt						
Billing Period: Aug 2017						
ELECTRIC	46,851.00 kWh	160 MMBtu	0.003 MMBtu/SqFt	\$7,344.15	\$0.157 /kWh	\$0.117 /SqFt
NATURALGAS	73.00 CCF	8 MMBtu	0.000 MMBtu/SqFt	\$163.45	\$2.239 /CCF	\$0.003 /SqFt
SEWER	1.00 CCF			\$88.13	\$88.130 /CCF	\$0.001 /SqFt
WATER	3.00 CCF			\$57.58	\$19.193 /CCF	\$0.001 /SqFt
Totals:		167 MMBtu	0.003 MMBtu/SqFt	\$7,653.31		

Energy



Cost



Commodity	Common Use	Energy Use	Energy Use / Area	Total Cost	Cost / Unit	Cost / Area
Place: [COLDWELL] COLDWELL 110 [BUILDING]						
Area: 67,310 SqFt						
Billing Period: Aug 2017						
ELECTRIC	20,500.00 kWh	70 MMBtu	0.001 MMBtu/SqFt	\$2,975.20	\$0.145 /kWh	\$0.044 /SqFt
NATURALGAS	25.00 CCF	3 MMBtu	0.000 MMBtu/SqFt	\$381.66	\$15.266 /CCF	\$0.006 /SqFt
SEWER	87.00 CCF			\$395.35	\$4.544 /CCF	\$0.006 /SqFt
WATER	915.00 CCF			\$5,345.72	\$5.842 /CCF	\$0.079 /SqFt
Totals:		73 MMBtu	0.001 MMBtu/SqFt	\$9,097.93		

Energy

Electric

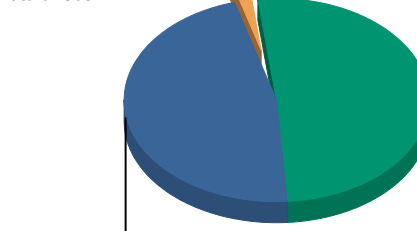


Electric 100.0%
 Natural Gas 0.0%
 Water 0.0%
 Total: 100.0%

Cost

Natural Gas

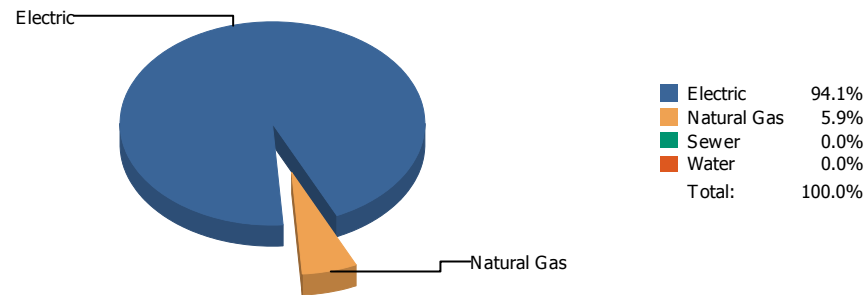
Water



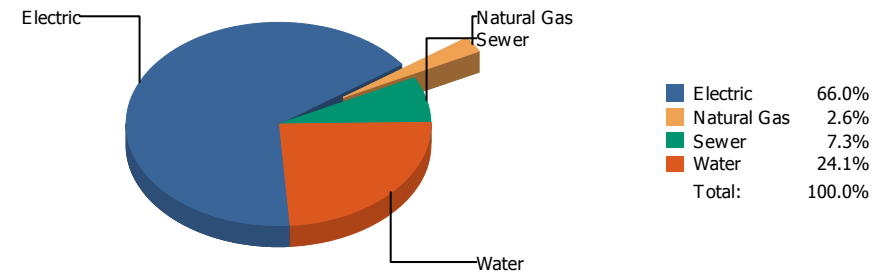
Electric 46.7%
 Natural Gas 2.4%
 Water 50.9%
 Total: 100.0%

Commodity	Common Use	Energy Use	Energy Use / Area	Total Cost	Cost / Unit	Cost / Area
Place: [COLLINS] COLLINS 142 [BUILDING]						
Area: 81,245 SqFt						
Billing Period: Aug 2017						
ELECTRIC	37,160.00 kWh	127 MMBtu	0.002 MMBtu/SqFt	\$4,712.68	\$0.127 /kWh	\$0.058 /SqFt
NATURALGAS	0.00 CCF	0 MMBtu	0.000 MMBtu/SqFt	\$245.12	\$0.000 /CCF	\$0.003 /SqFt
WATER	1,033.00 CCF			\$5,142.56	\$4.978 /CCF	\$0.063 /SqFt
Totals:		127 MMBtu	0.002 MMBtu/SqFt	\$10,100.36		

Energy

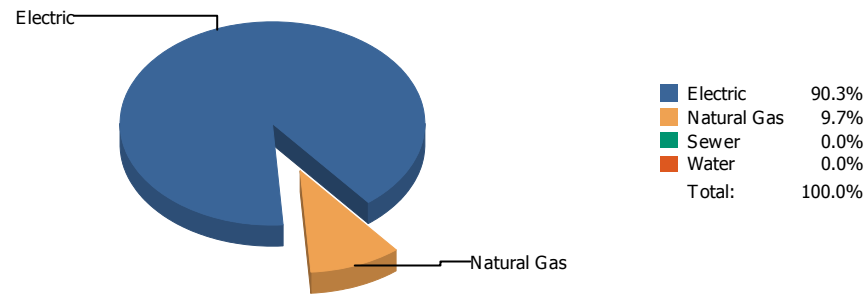


Cost

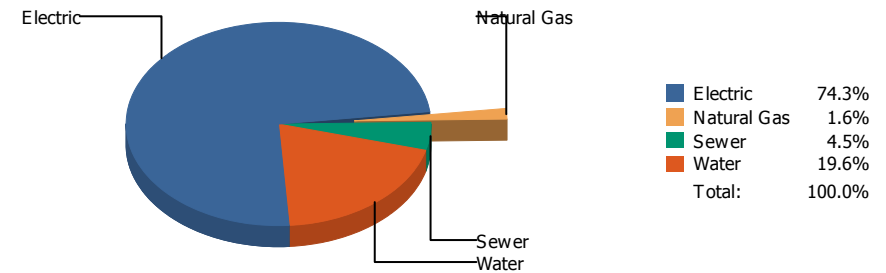


Commodity	Common Use	Energy Use	Energy Use / Area	Total Cost	Cost / Unit	Cost / Area
Place: [COOLEY] COOLEY 111 [BUILDING]						
Area: 95,590 SqFt						
Billing Period: Aug 2017						
ELECTRIC	53,000.00 kWh	181 MMBtu	0.002 MMBtu/SqFt	\$7,797.61	\$0.147 /kWh	\$0.082 /SqFt
NATURALGAS	110.00 CCF	11 MMBtu	0.000 MMBtu/SqFt	\$306.76	\$2.789 /CCF	\$0.003 /SqFt
SEWER	191.00 CCF			\$856.70	\$4.485 /CCF	\$0.009 /SqFt
WATER	510.00 CCF			\$2,850.81	\$5.590 /CCF	\$0.030 /SqFt
Totals:		192 MMBtu	0.002 MMBtu/SqFt	\$11,811.88		

Energy

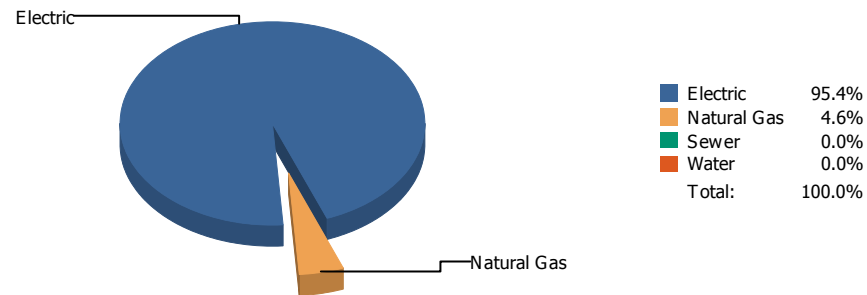


Cost

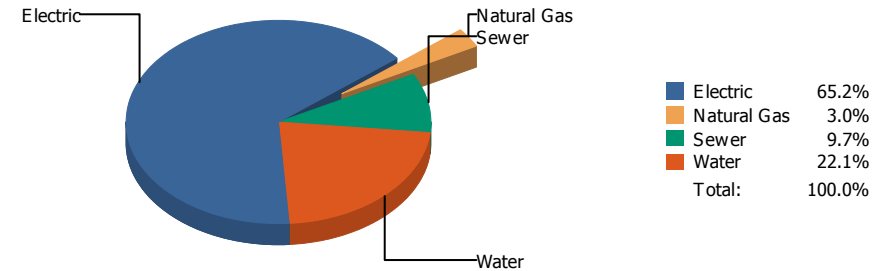


Commodity	Common Use	Energy Use	Energy Use / Area	Total Cost	Cost / Unit	Cost / Area
Place: [CORONADO] CORONADO 005 [BUILDING]						
Area: 406,757 SqFt						
Billing Period: Aug 2017						
ELECTRIC	203,692.00 kWh	695 MMBtu	0.002 MMBtu/SqFt	\$29,195.50	\$0.143 /kWh	\$0.071 /SqFt
NATURALGAS	721.00 CCF	74 MMBtu	0.000 MMBtu/SqFt	\$644.52	\$0.894 /CCF	\$0.002 /SqFt
SEWER	754.00 CCF			\$1,757.04	\$2.330 /CCF	\$0.004 /SqFt
WATER	4,055.00 CCF			\$7,703.91	\$1.900 /CCF	\$0.019 /SqFt
Totals:		769 MMBtu	0.002 MMBtu/SqFt	\$39,300.97		

Energy

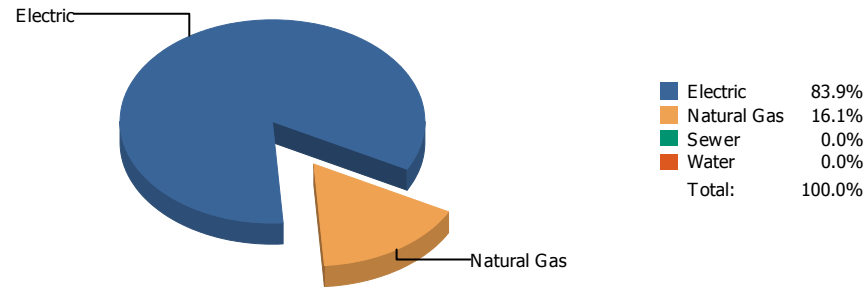


Cost

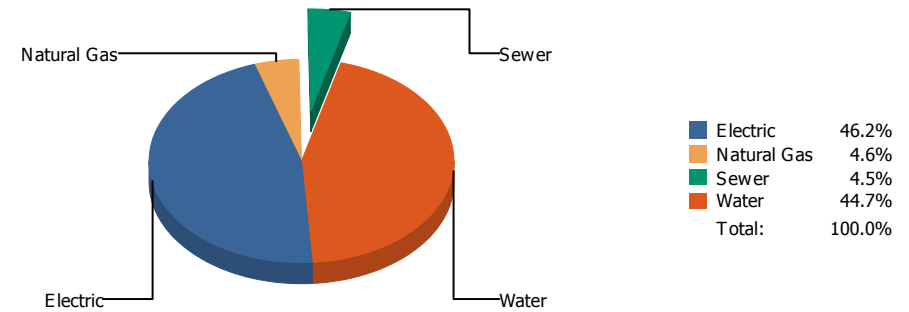


Commodity	Common Use	Energy Use	Energy Use / Area	Total Cost	Cost / Unit	Cost / Area
Place: [CROCKETT_1] CROCKETT 112 [BUILDING]						
Area: 92,585 SqFt						
Billing Period: Aug 2017						
ELECTRIC	26,336.00 kWh	90 MMBtu	0.001 MMBtu/SqFt	\$3,156.47	\$0.120 /kWh	\$0.034 /SqFt
NATURALGAS	42.00 CCF	4 MMBtu	0.000 MMBtu/SqFt	\$146.07	\$3.478 /CCF	\$0.002 /SqFt
SEWER	118.00 CCF			\$467.94	\$3.966 /CCF	\$0.005 /SqFt
WATER	276.00 CCF			\$1,070.54	\$3.879 /CCF	\$0.011 /SqFt
Totals:		94 MMBtu	0.001 MMBtu/SqFt	\$4,841.02		

Energy

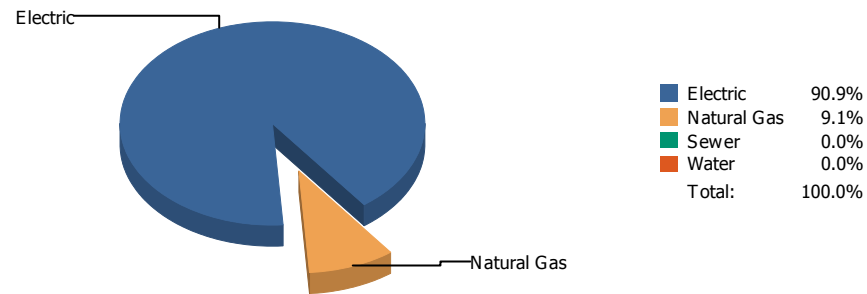


Cost

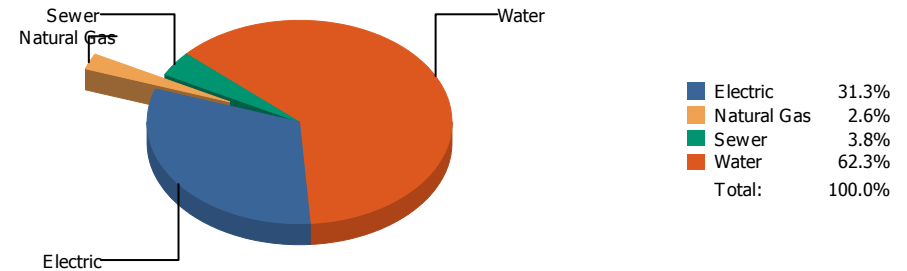


Commodity	Common Use	Energy Use	Energy Use / Area	Total Cost	Cost / Unit	Cost / Area
Place: [CROSBY] CROSBY 113 [BUILDING]						
Area: 83,100 SqFt						
Billing Period: Aug 2017						
ELECTRIC	27,734.00 kWh	95 MMBtu	0.001 MMBtu/SqFt	\$3,423.90	\$0.123 /kWh	\$0.041 /SqFt
NATURALGAS	176.00 CCF	18 MMBtu	0.000 MMBtu/SqFt	\$343.71	\$1.953 /CCF	\$0.004 /SqFt
SEWER	93.00 CCF			\$337.33	\$3.627 /CCF	\$0.004 /SqFt
WATER	665.00 CCF			\$3,313.72	\$4.983 /CCF	\$0.040 /SqFt
Totals:		113 MMBtu	0.001 MMBtu/SqFt	\$7,418.66		

Energy

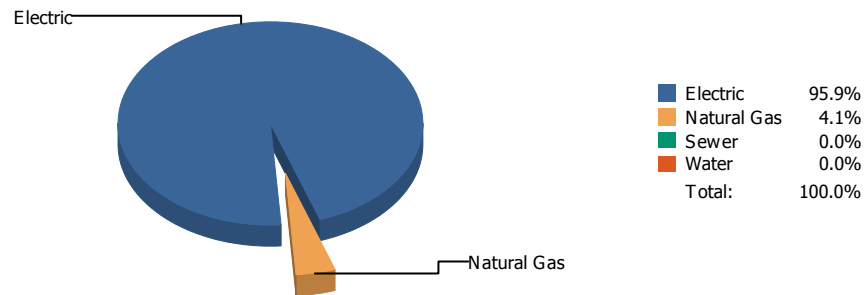


Cost

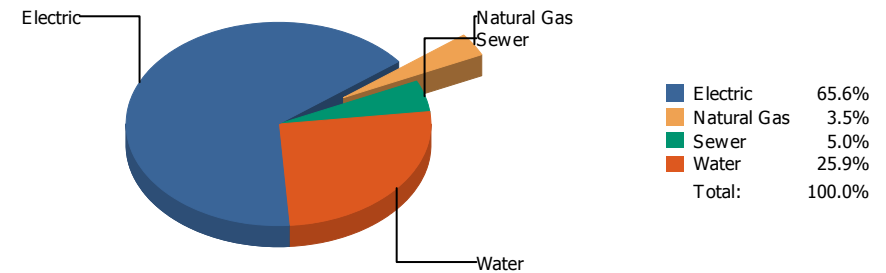


Commodity	Common Use	Energy Use	Energy Use / Area	Total Cost	Cost / Unit	Cost / Area
Place: [DOUGLASS] DOUGLASS 114 [BUILDING]						
Area: 86,903 SqFt						
Billing Period: Aug 2017						
ELECTRIC	23,272.00 kWh	79 MMBtu	0.001 MMBtu/SqFt	\$3,418.45	\$0.147 /kWh	\$0.039 /SqFt
NATURALGAS	77.00 CCF	8 MMBtu	0.000 MMBtu/SqFt	\$288.25	\$3.744 /CCF	\$0.003 /SqFt
SEWER	97.00 CCF			\$409.86	\$4.225 /CCF	\$0.005 /SqFt
WATER	1,223.00 CCF			\$6,802.14	\$5.562 /CCF	\$0.078 /SqFt
Totals:		87 MMBtu	0.001 MMBtu/SqFt	\$10,918.70		

Energy

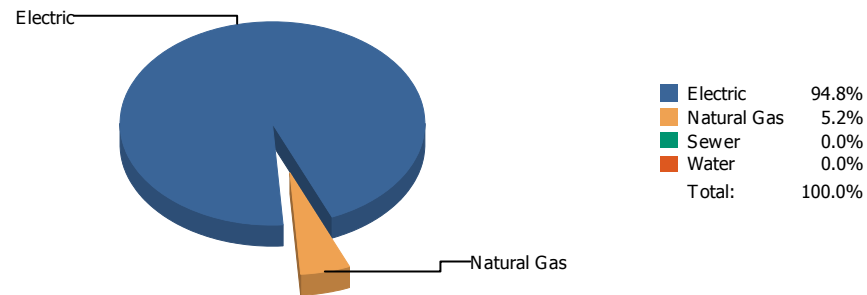


Cost

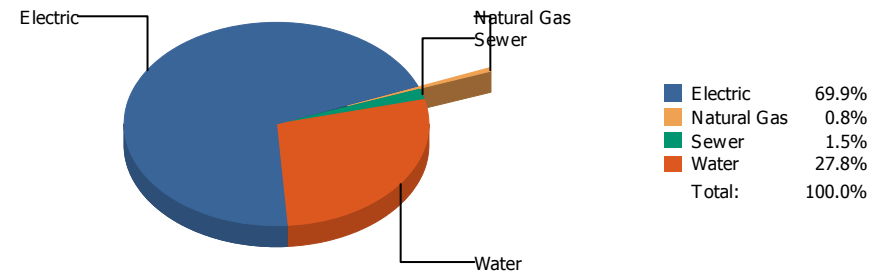


Commodity	Common Use	Energy Use	Energy Use / Area	Total Cost	Cost / Unit	Cost / Area
Place: [DOWELL] DOWELL 115 [BUILDING]						
Area: 55,801 SqFt						
Billing Period: Aug 2017						
ELECTRIC	18,389.00 kWh	63 MMBtu	0.001 MMBtu/SqFt	\$2,545.11	\$0.138 /kWh	\$0.046 /SqFt
NATURALGAS	26.00 CCF	3 MMBtu	0.000 MMBtu/SqFt	\$137.07	\$5.272 /CCF	\$0.002 /SqFt
SEWER	70.00 CCF			\$192.54	\$2.751 /CCF	\$0.003 /SqFt
WATER	325.00 CCF			\$1,002.79	\$3.086 /CCF	\$0.018 /SqFt
Totals:		65 MMBtu	0.001 MMBtu/SqFt	\$3,877.51		

Energy

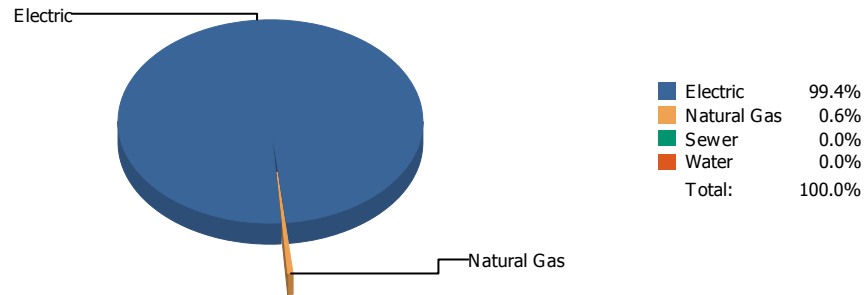


Cost

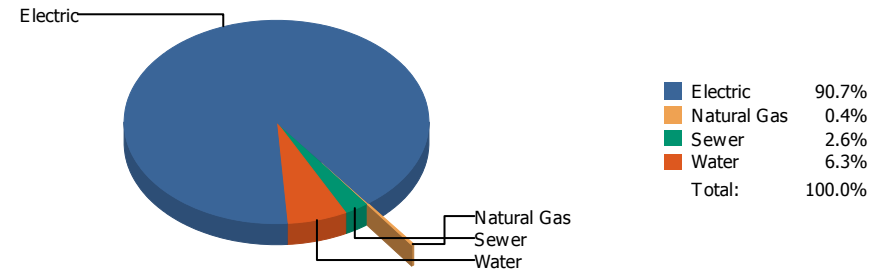


Commodity	Common Use	Energy Use	Energy Use / Area	Total Cost	Cost / Unit	Cost / Area
Place: [DRHORNEDOMIDDLESCHOOL_1] DR. HORNEDO MIDDLE SCHOOL 058 [BUILDING]						
Area: 184,871 SqFt						
Billing Period: Aug 2017						
ELECTRIC	88,282.00 kWh	301 MMBtu	0.002 MMBtu/SqFt	\$19,381.01	\$0.220 /kWh	\$0.105 /SqFt
NATURALGAS	160.00 CCF	16 MMBtu	0.000 MMBtu/SqFt	\$212.20	\$1.326 /CCF	\$0.001 /SqFt
SEWER	68.00 CCF			\$414.40	\$6.094 /CCF	\$0.002 /SqFt
WATER	1,585.00 CCF			\$7,710.27	\$4.865 /CCF	\$0.042 /SqFt
Totals:		318 MMBtu	0.002 MMBtu/SqFt	\$27,717.88		

Energy

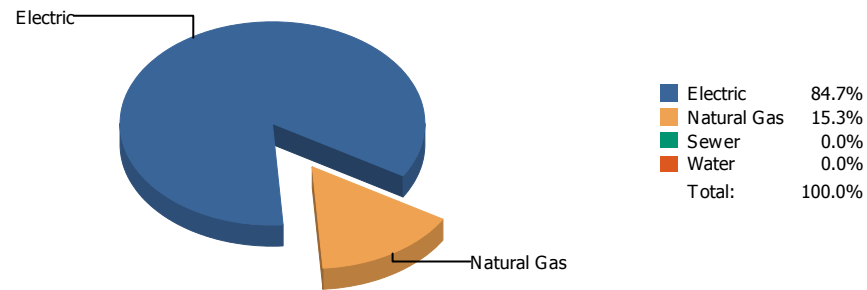


Cost

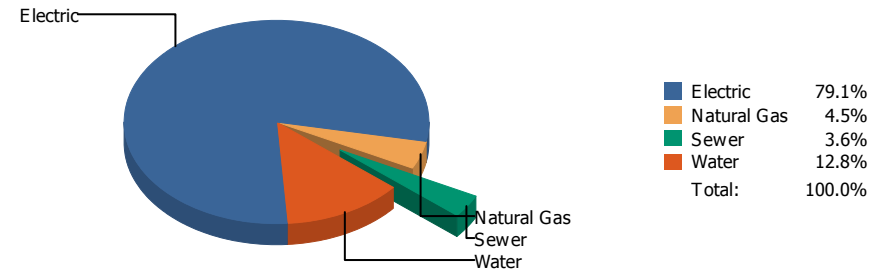


Commodity	Common Use	Energy Use	Energy Use / Area	Total Cost	Cost / Unit	Cost / Area
Place: [ED CENTER] ED CENTER 919 [BUILDING]						
Area: 220,243 SqFt						
Billing Period: Aug 2017						
ELECTRIC	301,008.00 kWh	1,027 MMBtu	0.005 MMBtu/SqFt	\$36,770.82	\$0.122 /kWh	\$0.166 /SqFt
NATURALGAS	57.00 CCF	6 MMBtu	0.000 MMBtu/SqFt	\$154.48	\$2.710 /CCF	\$0.001 /SqFt
SEWER	353.00 CCF			\$1,057.08	\$2.995 /CCF	\$0.005 /SqFt
WATER	763.00 CCF			\$2,538.07	\$3.326 /CCF	\$0.011 /SqFt
Totals:		1,033 MMBtu	0.005 MMBtu/SqFt	\$40,520.45		

Energy

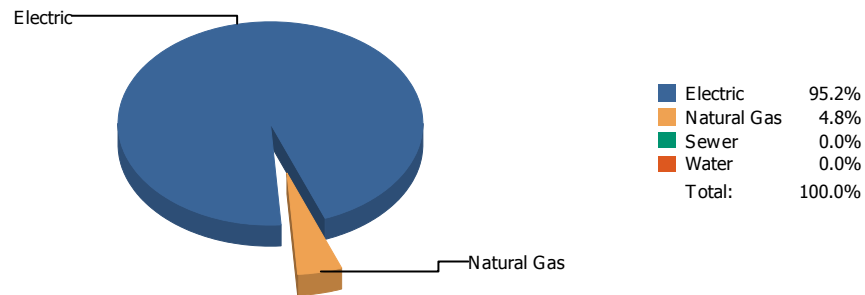


Cost

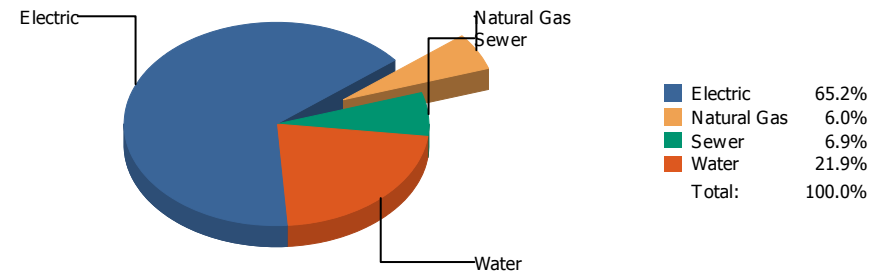


Commodity	Common Use	Energy Use	Energy Use / Area	Total Cost	Cost / Unit	Cost / Area
Place: [EL PASO] EL PASO HIGH 006 [BUILDING]						
Area: 236,062 SqFt						
Billing Period: Aug 2017						
ELECTRIC	164,499.00 kWh	561 MMBtu	0.002 MMBtu/SqFt	\$23,842.72	\$0.145 /kWh	\$0.101 /SqFt
NATURALGAS	984.00 CCF	101 MMBtu	0.000 MMBtu/SqFt	\$1,362.60	\$1.385 /CCF	\$0.006 /SqFt
SEWER	283.00 CCF			\$1,072.22	\$3.789 /CCF	\$0.004 /SqFt
WATER	1,064.00 CCF			\$3,862.98	\$3.631 /CCF	\$0.016 /SqFt
Totals:		663 MMBtu	0.003 MMBtu/SqFt	\$30,140.52		

Energy

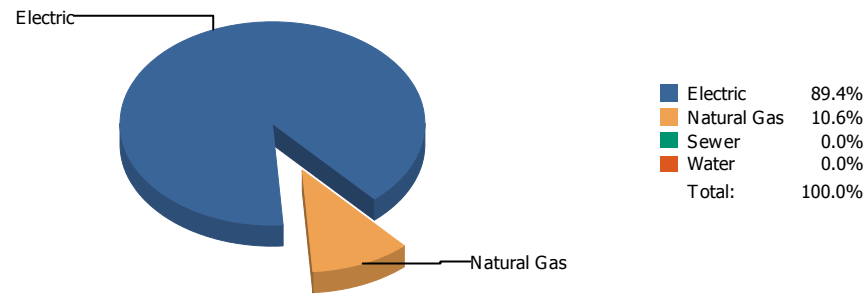


Cost

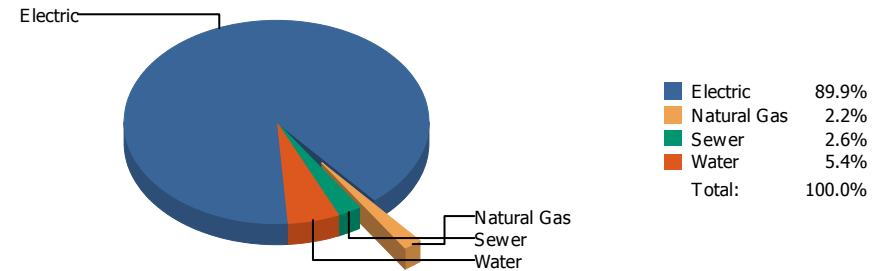


Commodity	Common Use	Energy Use	Energy Use / Area	Total Cost	Cost / Unit	Cost / Area
Place: [FANNIN] FANNIN 116 [BUILDING]						
Area: 73,291 SqFt						
Billing Period: Aug 2017						
ELECTRIC	30,233.00 kWh	103 MMBtu	0.001 MMBtu/SqFt	\$4,300.95	\$0.142 /kWh	\$0.059 /SqFt
NATURALGAS	50.00 CCF	5 MMBtu	0.000 MMBtu/SqFt	\$395.70	\$7.914 /CCF	\$0.005 /SqFt
SEWER	101.00 CCF			\$456.04	\$4.515 /CCF	\$0.006 /SqFt
WATER	374.00 CCF			\$1,445.71	\$3.866 /CCF	\$0.020 /SqFt
Totals:		108 MMBtu	0.001 MMBtu/SqFt	\$6,598.40		

Energy

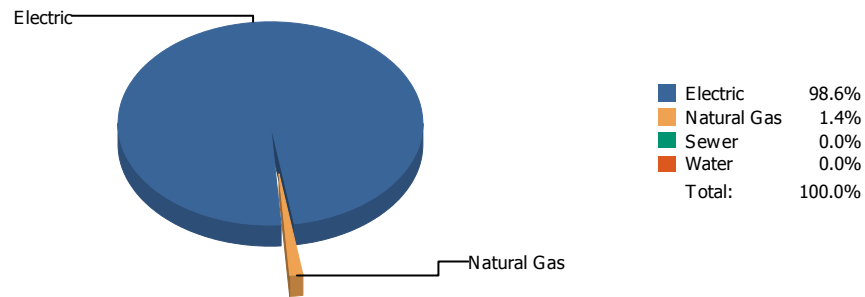


Cost

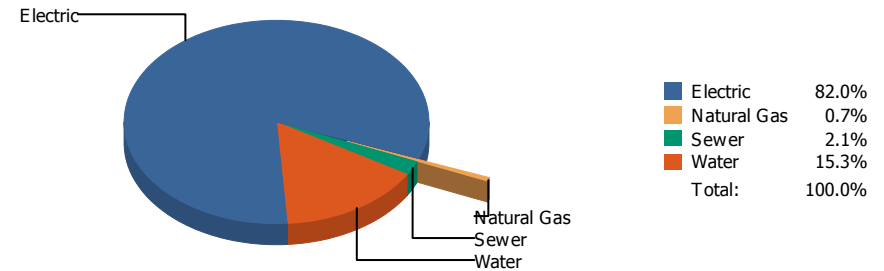


Commodity	Common Use	Energy Use	Energy Use / Area	Total Cost	Cost / Unit	Cost / Area
Place: [FRANKLIN] FRANKLIN HIGH SCHOOL 010 [BUILDING]						
Area: 329,377 SqFt						
Billing Period: Aug 2017						
ELECTRIC	229,834.00 kWh	784 MMBtu	0.002 MMBtu/SqFt	\$30,918.04	\$0.135 /kWh	\$0.094 /SqFt
NATURALGAS	901.00 CCF	93 MMBtu	0.000 MMBtu/SqFt	\$742.23	\$0.824 /CCF	\$0.002 /SqFt
SEWER	330.00 CCF			\$878.14	\$2.661 /CCF	\$0.003 /SqFt
WATER	638.00 CCF			\$1,867.81	\$2.928 /CCF	\$0.006 /SqFt
Totals:		877 MMBtu	0.003 MMBtu/SqFt	\$34,406.22		

Energy

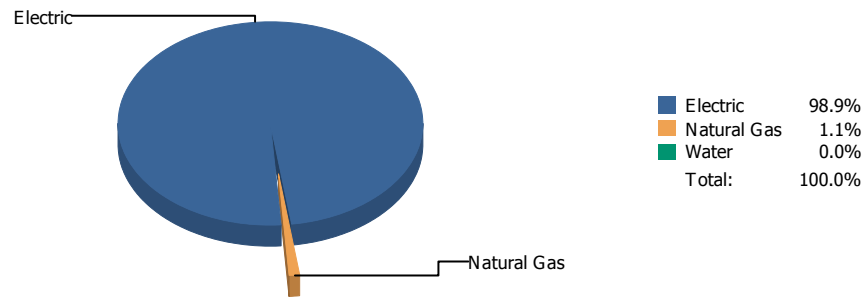


Cost

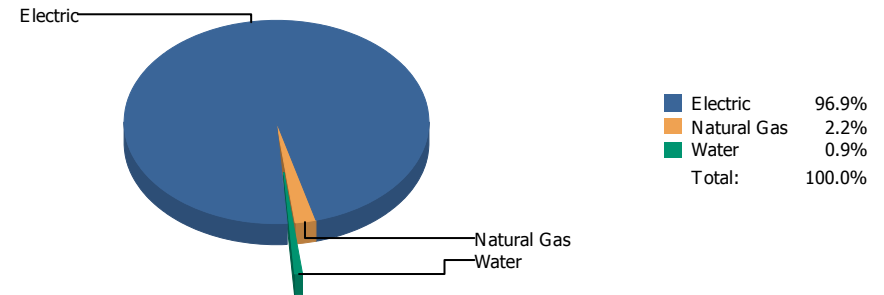


Commodity	Common Use	Energy Use	Energy Use / Area	Total Cost	Cost / Unit	Cost / Area
Place: [FRANKLIN9THGRADECENTER_2] FRANKLIN 9TH GRADE CENTER 053 [BUILDING]						
Area: 193,158 SqFt						
Billing Period: Aug 2017						
ELECTRIC	154,000.00 kWh	526 MMBtu	0.003 MMBtu/SqFt	\$20,048.21	\$0.130 /kWh	\$0.104 /SqFt
NATURALGAS	71.00 CCF	7 MMBtu	0.000 MMBtu/SqFt	\$162.33	\$2.286 /CCF	\$0.001 /SqFt
SEWER	124.00 CCF			\$513.52	\$4.141 /CCF	\$0.003 /SqFt
WATER	2,042.00 CCF			\$3,737.55	\$1.830 /CCF	\$0.019 /SqFt
Totals:		533 MMBtu	0.003 MMBtu/SqFt	\$24,461.61		

Energy

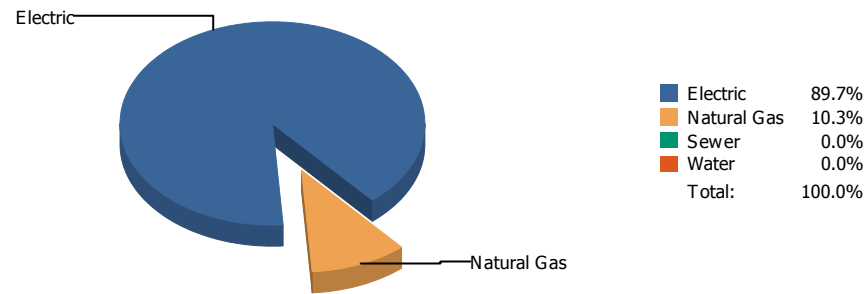


Cost

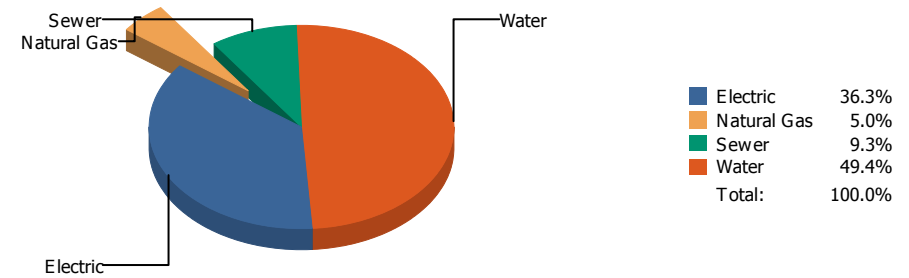


Commodity	Common Use	Energy Use	Energy Use / Area	Total Cost	Cost / Unit	Cost / Area
Place: [GAMBLE] JAMES GAMBLE WAREHOUSE [BUILDING]						
Area: 53,241 SqFt						
Billing Period: Aug 2017						
ELECTRIC	42,400.00 kWh	145 MMBtu	0.003 MMBtu/SqFt	\$5,718.73	\$0.135 /kWh	\$0.107 /SqFt
NATURALGAS	16.00 CCF	2 MMBtu	0.000 MMBtu/SqFt	\$131.72	\$8.233 /CCF	\$0.002 /SqFt
WATER	0.00 CCF			\$50.44	\$0.000 /CCF	\$0.001 /SqFt
Totals:		146 MMBtu	0.003 MMBtu/SqFt	\$5,900.89		

Energy

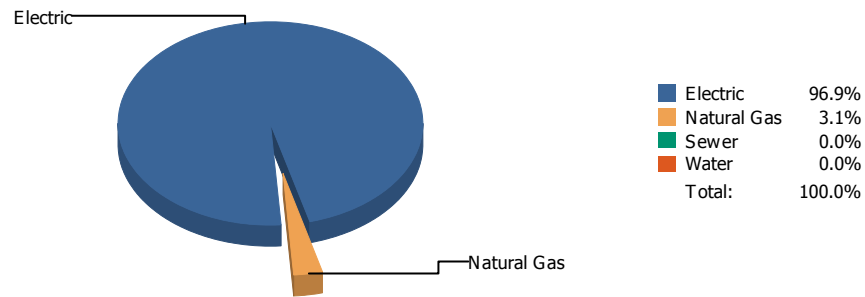


Cost

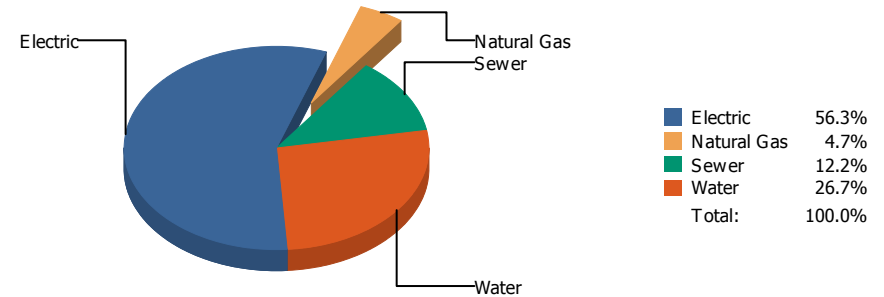


Commodity	Common Use	Energy Use	Energy Use / Area	Total Cost	Cost / Unit	Cost / Area
Place: [GREEN] GREEN ELEMENTARY SCHOOL 162 [BUILDING]						
Area: 88,156 SqFt						
Billing Period: Aug 2017						
ELECTRIC	19,500.00 kWh	67 MMBtu	0.001 MMBtu/SqFt	\$2,084.60	\$0.107 /kWh	\$0.024 /SqFt
NATURALGAS	74.00 CCF	8 MMBtu	0.000 MMBtu/SqFt	\$286.58	\$3.873 /CCF	\$0.003 /SqFt
SEWER	87.00 CCF			\$534.39	\$6.142 /CCF	\$0.006 /SqFt
WATER	494.00 CCF			\$2,840.86	\$5.751 /CCF	\$0.032 /SqFt
Totals:		74 MMBtu	0.001 MMBtu/SqFt	\$5,746.43		

Energy

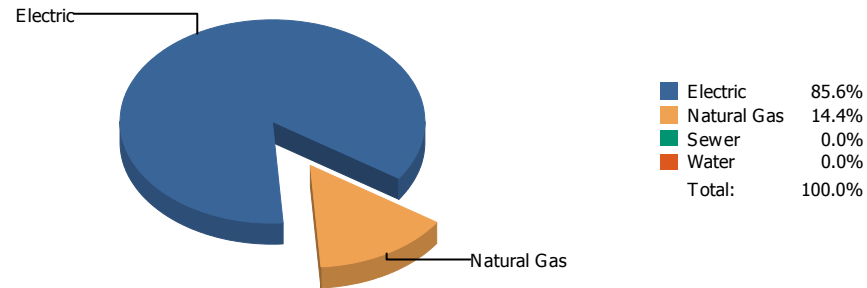


Cost

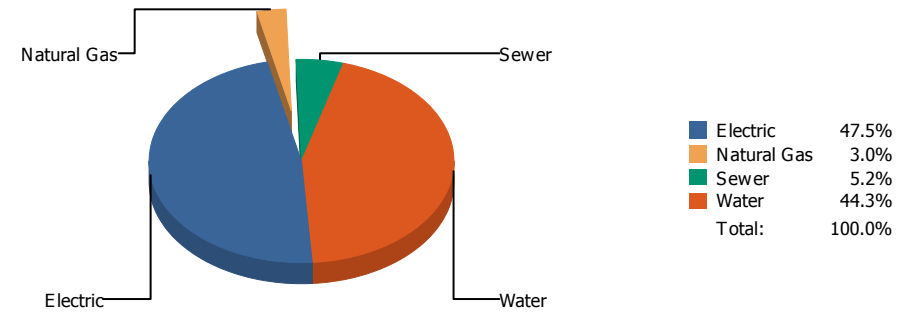


Commodity	Common Use	Energy Use	Energy Use / Area	Total Cost	Cost / Unit	Cost / Area
Place: [GUERRERO] ROSA GUERRERO ELEMENTARY 163 [BUILDING]						
Area: 88,641 SqFt						
Billing Period: Aug 2017						
ELECTRIC	21,880.00 kWh	75 MMBtu	0.001 MMBtu/SqFt	\$3,068.60	\$0.140 /kWh	\$0.035 /SqFt
NATURALGAS	23.00 CCF	2 MMBtu	0.000 MMBtu/SqFt	\$258.11	\$11.222 /CCF	\$0.003 /SqFt
SEWER	220.00 CCF			\$666.67	\$3.030 /CCF	\$0.007 /SqFt
WATER	737.00 CCF			\$1,458.01	\$1.978 /CCF	\$0.016 /SqFt
Totals:		77 MMBtu	0.001 MMBtu/SqFt	\$5,451.39		

Energy

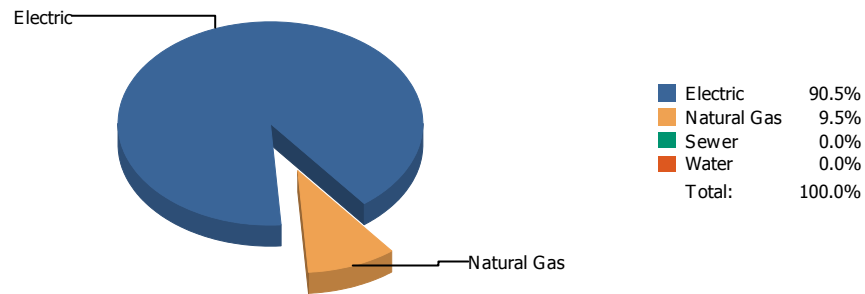


Cost

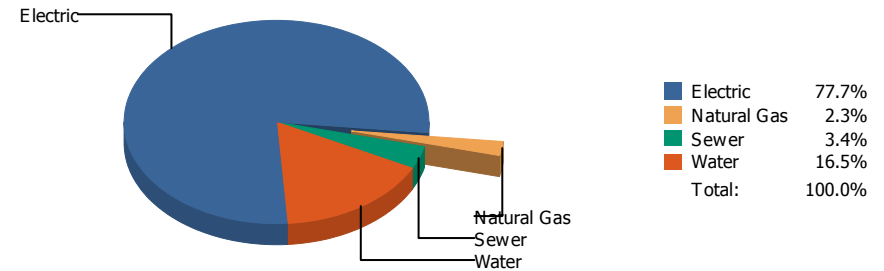


Commodity	Common Use	Energy Use	Energy Use / Area	Total Cost	Cost / Unit	Cost / Area
Place: [GUILLEN] GUILLEN 044 [BUILDING]						
Area: 223,773 SqFt						
Billing Period: Aug 2017						
ELECTRIC	55,013.00 kWh	188 MMBtu	0.001 MMBtu/SqFt	\$6,675.07	\$0.121 /kWh	\$0.030 /SqFt
NATURALGAS	306.00 CCF	32 MMBtu	0.000 MMBtu/SqFt	\$416.54	\$1.361 /CCF	\$0.002 /SqFt
SEWER	257.00 CCF			\$732.16	\$2.849 /CCF	\$0.003 /SqFt
WATER	1,538.00 CCF			\$6,233.21	\$4.053 /CCF	\$0.028 /SqFt
Totals:		219 MMBtu	0.001 MMBtu/SqFt	\$14,056.98		

Energy

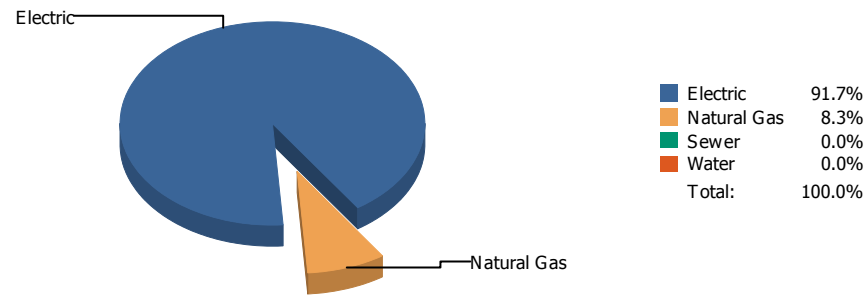


Cost

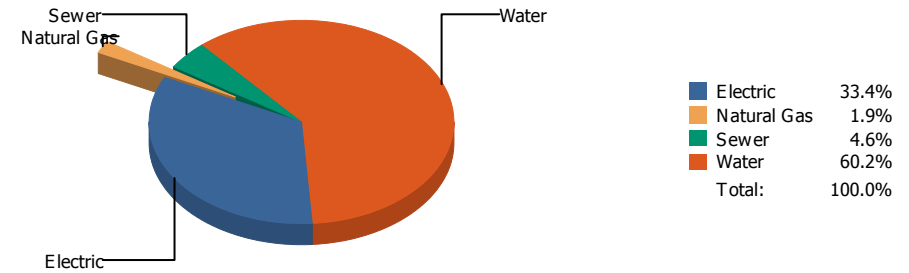


Commodity	Common Use	Energy Use	Energy Use / Area	Total Cost	Cost / Unit	Cost / Area
Place: [HART] HART 118 [BUILDING] Area: 63,357 SqFt Billing Period: Aug 2017						
ELECTRIC	40,080.00 kWh	137 MMBtu	0.002 MMBtu/SqFt	\$6,634.55	\$0.166 /kWh	\$0.105 /SqFt
NATURALGAS	139.00 CCF	14 MMBtu	0.000 MMBtu/SqFt	\$200.51	\$1.443 /CCF	\$0.003 /SqFt
SEWER	56.00 CCF			\$290.03	\$5.179 /CCF	\$0.005 /SqFt
WATER	243.00 CCF			\$1,408.32	\$5.796 /CCF	\$0.022 /SqFt
Totals:		151 MMBtu	0.002 MMBtu/SqFt	\$8,533.41		

Energy

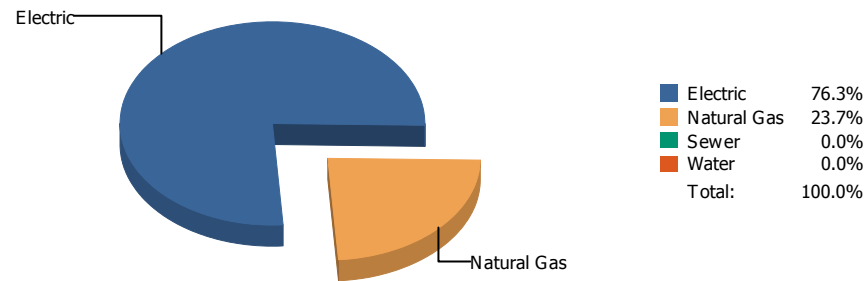


Cost

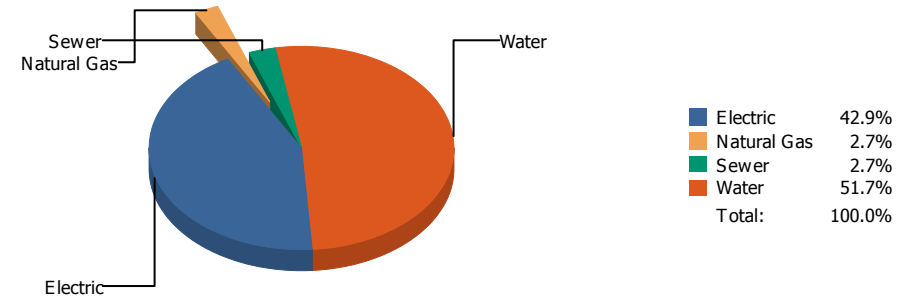


Commodity	Common Use	Energy Use	Energy Use / Area	Total Cost	Cost / Unit	Cost / Area
Place: [HAWKINS] HAWKINS 119 [BUILDING]						
Area: 57,207 SqFt						
Billing Period: Aug 2017						
ELECTRIC	22,324.00 kWh	76 MMBtu	0.001 MMBtu/SqFt	\$2,852.26	\$0.128 /kWh	\$0.050 /SqFt
NATURALGAS	67.00 CCF	7 MMBtu	0.000 MMBtu/SqFt	\$160.08	\$2.389 /CCF	\$0.003 /SqFt
SEWER	124.00 CCF			\$392.20	\$3.163 /CCF	\$0.007 /SqFt
WATER	833.00 CCF			\$5,139.29	\$6.170 /CCF	\$0.090 /SqFt
Totals:		83 MMBtu	0.001 MMBtu/SqFt	\$8,543.83		

Energy

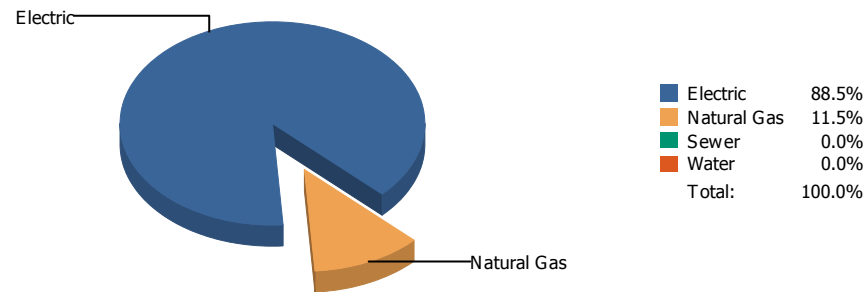


Cost

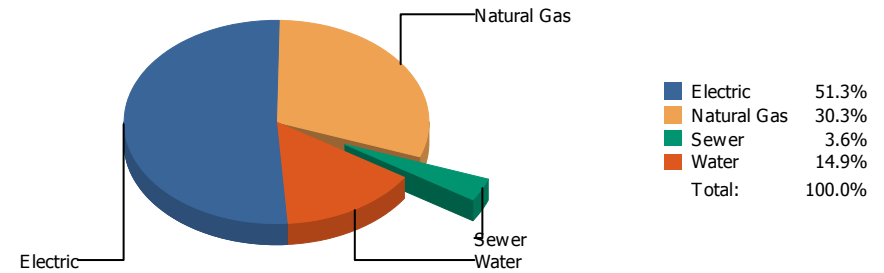


Commodity	Common Use	Energy Use	Energy Use / Area	Total Cost	Cost / Unit	Cost / Area
Place: [HENDERSO] HENDERSON 041 [BUILDING]						
Area: 145,254 SqFt						
Billing Period: Aug 2017						
ELECTRIC	34,577.00 kWh	118 MMBtu	0.001 MMBtu/SqFt	\$5,207.68	\$0.151 /kWh	\$0.036 /SqFt
NATURALGAS	356.00 CCF	37 MMBtu	0.000 MMBtu/SqFt	\$322.00	\$0.904 /CCF	\$0.002 /SqFt
SEWER	139.00 CCF			\$332.39	\$2.391 /CCF	\$0.002 /SqFt
WATER	1,434.00 CCF			\$6,269.18	\$4.372 /CCF	\$0.043 /SqFt
Totals:		155 MMBtu	0.001 MMBtu/SqFt	\$12,131.25		

Energy

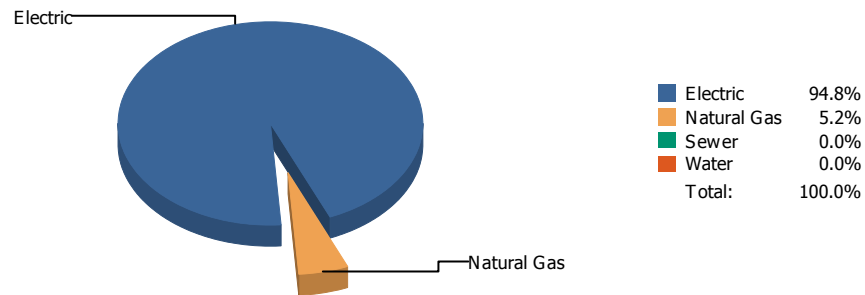


Cost

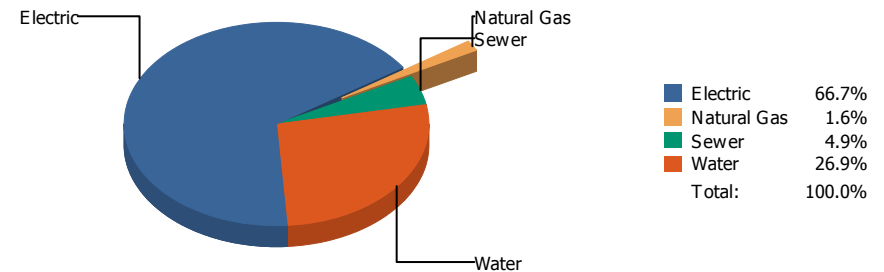


Commodity	Common Use	Energy Use	Energy Use / Area	Total Cost	Cost / Unit	Cost / Area
Place: [HERCULES] HERCULES COTTAGES 141A [BUILDING]						
Area: 10,160 SqFt						
Billing Period: Aug 2017						
ELECTRIC	5,782.00 kWh	20 MMBtu	0.002 MMBtu/SqFt	\$1,060.73	\$0.183 /kWh	\$0.104 /SqFt
NATURALGAS	25.00 CCF	3 MMBtu	0.000 MMBtu/SqFt	\$626.79	\$25.072 /CCF	\$0.061 /SqFt
SEWER	18.00 CCF			\$73.92	\$4.107 /CCF	\$0.007 /SqFt
WATER	89.00 CCF			\$307.27	\$3.452 /CCF	\$0.030 /SqFt
Totals:		22 MMBtu	0.002 MMBtu/SqFt	\$2,068.71		

Energy



Cost



Commodity	Common Use	Energy Use	Energy Use / Area	Total Cost	Cost / Unit	Cost / Area
Place: [HERRERA_1] HERRERA ELEMENTARY 174 [BUILDING]						
Area: 86,275 SqFt						
Billing Period: Aug 2017						
ELECTRIC	49,200.00 kWh	168 MMBtu	0.002 MMBtu/SqFt	\$7,425.75	\$0.151 /kWh	\$0.086 /SqFt
NATURALGAS	90.00 CCF	9 MMBtu	0.000 MMBtu/SqFt	\$172.97	\$1.922 /CCF	\$0.002 /SqFt
SEWER	139.00 CCF			\$540.07	\$3.885 /CCF	\$0.006 /SqFt
WATER	574.00 CCF			\$2,988.52	\$5.206 /CCF	\$0.035 /SqFt
Totals:		177 MMBtu	0.002 MMBtu/SqFt	\$11,127.31		

Energy

Electric



■ Electric 100.0%
Total: 100.0%

Cost

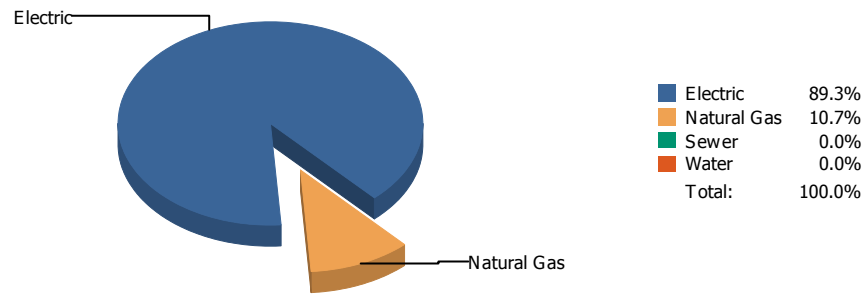
Electric



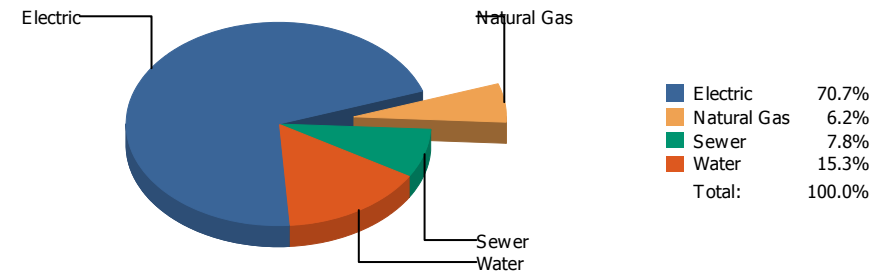
■ Electric 100.0%
Total: 100.0%

Commodity	Common Use	Energy Use	Energy Use / Area	Total Cost	Cost / Unit	Cost / Area
Place: [HIGHLAND] HIGHLAND/ANNEX 120 [BUILDING]						
Area: 33,705 SqFt						
Billing Period: Aug 2017						
ELECTRIC	17,120.00 kWh	58 MMBtu	0.002 MMBtu/SqFt	\$2,529.90	\$0.148 /kWh	\$0.075 /SqFt
Totals:		58 MMBtu	0.002 MMBtu/SqFt	\$2,529.90		

Energy

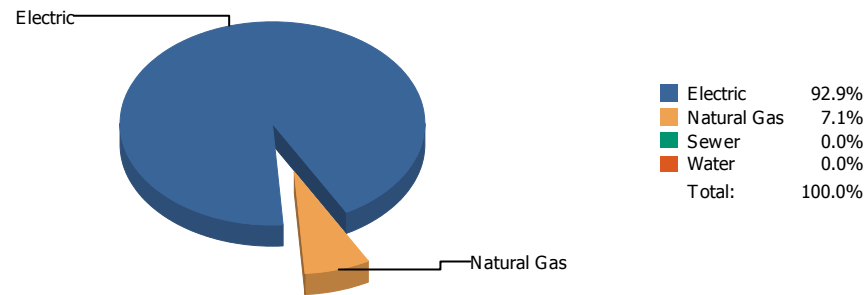


Cost

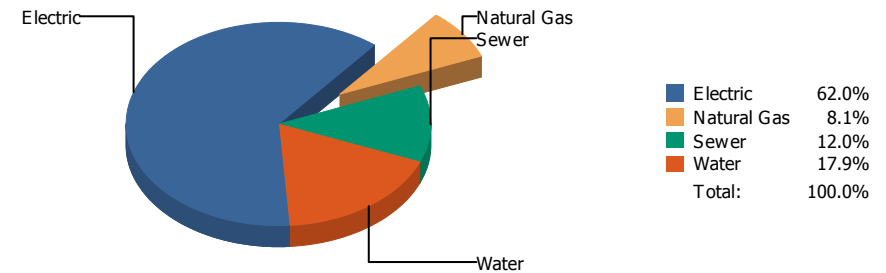


Commodity	Common Use	Energy Use	Energy Use / Area	Total Cost	Cost / Unit	Cost / Area
Place: [HILLSIDE] HILLSIDE 121 [BUILDING]						
Area: 80,656 SqFt						
Billing Period: Aug 2017						
ELECTRIC	41,013.00 kWh	140 MMBtu	0.002 MMBtu/SqFt	\$5,224.94	\$0.127 /kWh	\$0.065 /SqFt
NATURALGAS	163.00 CCF	17 MMBtu	0.000 MMBtu/SqFt	\$458.78	\$2.815 /CCF	\$0.006 /SqFt
SEWER	168.00 CCF			\$574.63	\$3.420 /CCF	\$0.007 /SqFt
WATER	347.00 CCF			\$1,127.43	\$3.249 /CCF	\$0.014 /SqFt
Totals:		157 MMBtu	0.002 MMBtu/SqFt	\$7,385.78		

Energy

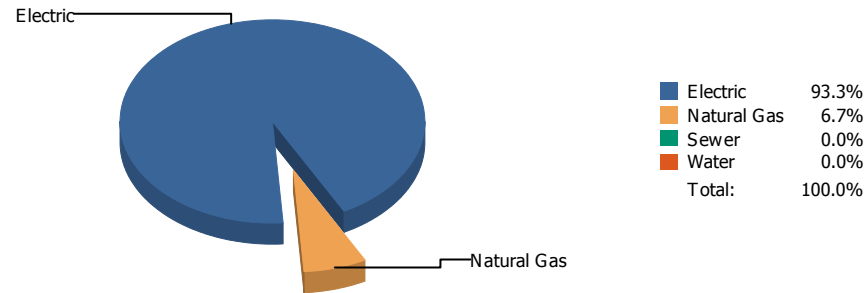


Cost

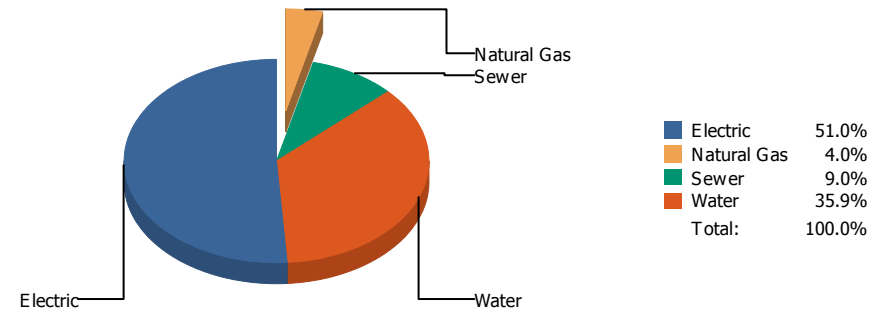


Commodity	Common Use	Energy Use	Energy Use / Area	Total Cost	Cost / Unit	Cost / Area
Place: [HOUSTON] HOUSTON 122 [BUILDING]						
Area: 84,178 SqFt						
Billing Period: Aug 2017						
ELECTRIC	23,000.00 kWh	78 MMBtu	0.001 MMBtu/SqFt	\$3,079.23	\$0.134 /kWh	\$0.037 /SqFt
NATURALGAS	58.00 CCF	6 MMBtu	0.000 MMBtu/SqFt	\$400.19	\$6.900 /CCF	\$0.005 /SqFt
SEWER	172.00 CCF			\$595.73	\$3.464 /CCF	\$0.007 /SqFt
WATER	312.00 CCF			\$888.29	\$2.847 /CCF	\$0.010 /SqFt
Totals:		84 MMBtu	0.001 MMBtu/SqFt	\$4,963.44		

Energy

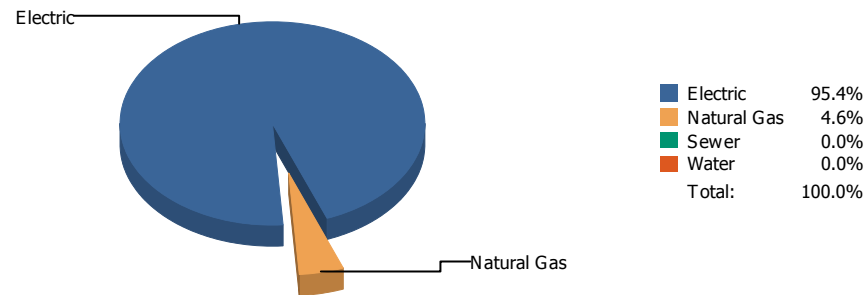


Cost

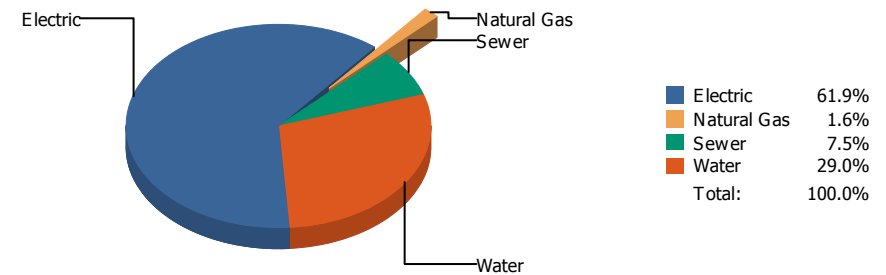


Commodity	Common Use	Energy Use	Energy Use / Area	Total Cost	Cost / Unit	Cost / Area
Place: [HUGHEY] HUGHEY 123 [BUILDING]						
Area: 74,815 SqFt						
Billing Period: Aug 2017						
ELECTRIC	34,714.00 kWh	118 MMBtu	0.002 MMBtu/SqFt	\$5,215.55	\$0.150 /kWh	\$0.070 /SqFt
NATURALGAS	82.00 CCF	8 MMBtu	0.000 MMBtu/SqFt	\$413.62	\$5.044 /CCF	\$0.005 /SqFt
SEWER	314.00 CCF			\$919.41	\$2.928 /CCF	\$0.012 /SqFt
WATER	940.00 CCF			\$3,668.21	\$3.902 /CCF	\$0.049 /SqFt
Totals:		127 MMBtu	0.002 MMBtu/SqFt	\$10,216.79		

Energy

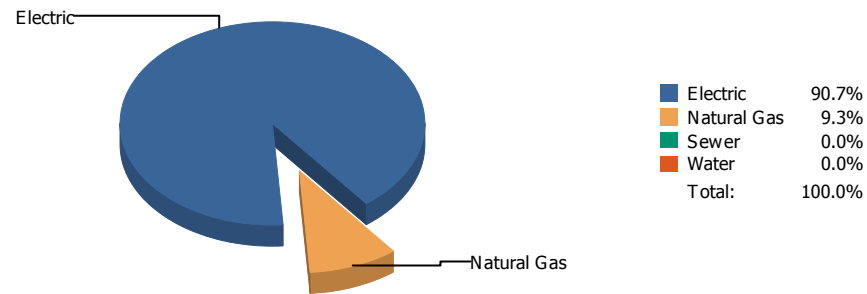


Cost

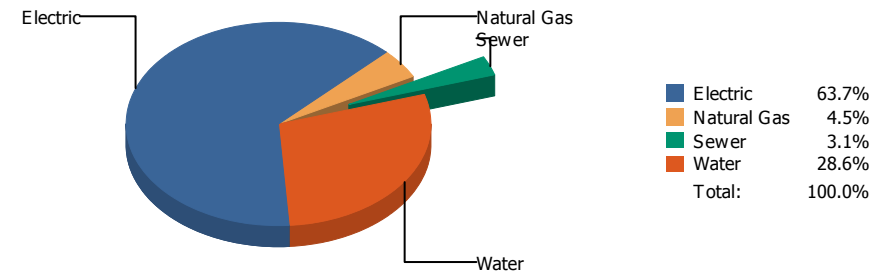


Commodity	Common Use	Energy Use	Energy Use / Area	Total Cost	Cost / Unit	Cost / Area
Place: [IRVIN] IRVIN 008 [BUILDING]						
Area: 303,804 SqFt						
Billing Period: Aug 2017						
ELECTRIC	123,170.00 kWh	420 MMBtu	0.001 MMBtu/SqFt	\$14,053.57	\$0.114 /kWh	\$0.046 /SqFt
NATURALGAS	197.00 CCF	20 MMBtu	0.000 MMBtu/SqFt	\$355.48	\$1.804 /CCF	\$0.001 /SqFt
SEWER	855.00 CCF			\$1,704.26	\$1.993 /CCF	\$0.006 /SqFt
WATER	2,173.00 CCF			\$6,573.68	\$3.025 /CCF	\$0.022 /SqFt
Totals:		441 MMBtu	0.001 MMBtu/SqFt	\$22,686.99		

Energy

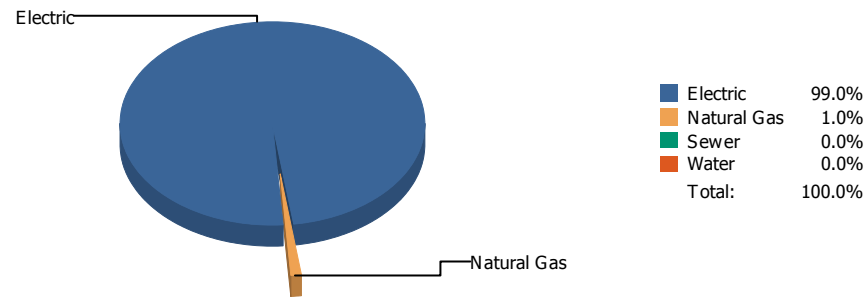


Cost

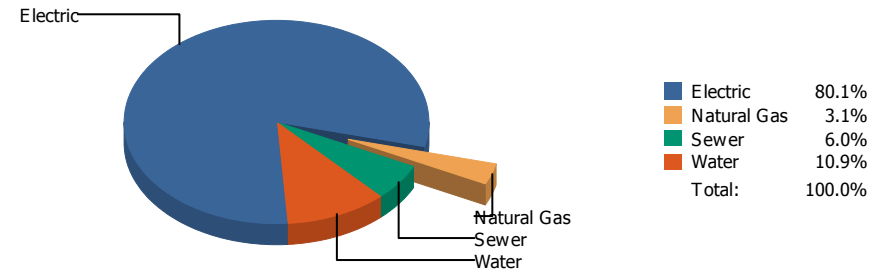


Commodity	Common Use	Energy Use	Energy Use / Area	Total Cost	Cost / Unit	Cost / Area
Place: [JEFFERSN] JEFFERSON 009 [BUILDING]						
Area: 257,708 SqFt						
Billing Period: Aug 2017						
ELECTRIC	137,131.00 kWh	468 MMBtu	0.002 MMBtu/SqFt	\$17,407.60	\$0.127 /kWh	\$0.067 /SqFt
NATURALGAS	467.00 CCF	48 MMBtu	0.000 MMBtu/SqFt	\$1,242.06	\$2.660 /CCF	\$0.004 /SqFt
SEWER	213.00 CCF			\$855.08	\$4.014 /CCF	\$0.003 /SqFt
WATER	1,965.00 CCF			\$7,813.21	\$3.976 /CCF	\$0.030 /SqFt
Totals:		516 MMBtu	0.002 MMBtu/SqFt	\$27,317.95		

Energy

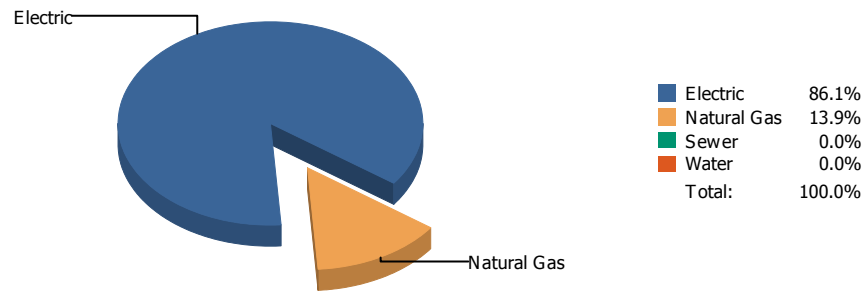


Cost

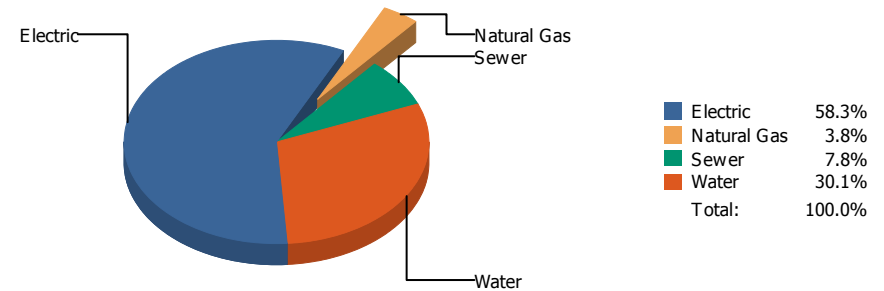


Commodity	Common Use	Energy Use	Energy Use / Area	Total Cost	Cost / Unit	Cost / Area
Place: [JOHNSON] L.B. JOHNSON 155 [BUILDING]						
Area: 87,993 SqFt						
Billing Period: Aug 2017						
ELECTRIC	46,100.00 kWh	157 MMBtu	0.002 MMBtu/SqFt	\$6,547.98	\$0.142 /kWh	\$0.074 /SqFt
NATURALGAS	16.00 CCF	2 MMBtu	0.000 MMBtu/SqFt	\$254.07	\$15.879 /CCF	\$0.003 /SqFt
SEWER	167.00 CCF			\$486.50	\$2.913 /CCF	\$0.006 /SqFt
WATER	391.00 CCF			\$887.26	\$2.269 /CCF	\$0.010 /SqFt
Totals:		159 MMBtu	0.002 MMBtu/SqFt	\$8,175.81		

Energy

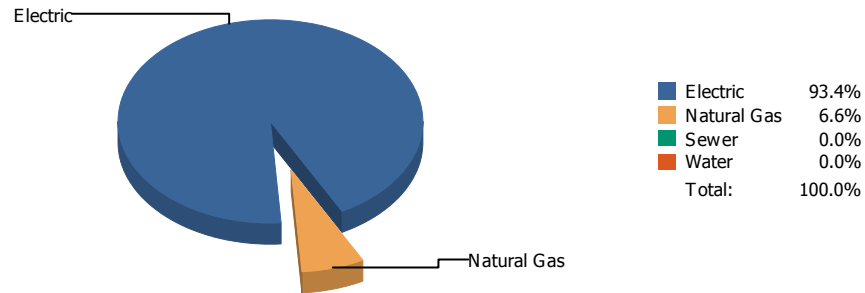


Cost

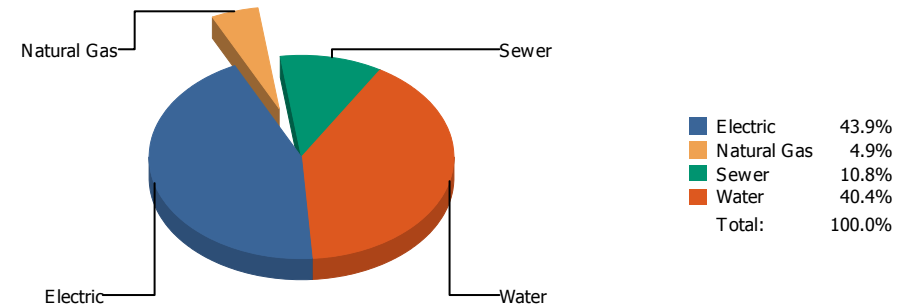


Commodity	Common Use	Energy Use	Energy Use / Area	Total Cost	Cost / Unit	Cost / Area
Place: [KOHLBERG] KOHLBERG ELEMENTARY [BUILDING]						
Area: 99,884 SqFt						
Billing Period: Aug 2017						
ELECTRIC	30,420.00 kWh	104 MMBtu	0.001 MMBtu/SqFt	\$5,127.16	\$0.169 /kWh	\$0.051 /SqFt
NATURALGAS	163.00 CCF	17 MMBtu	0.000 MMBtu/SqFt	\$336.45	\$2.064 /CCF	\$0.003 /SqFt
SEWER	240.00 CCF			\$684.35	\$2.851 /CCF	\$0.007 /SqFt
WATER	714.00 CCF			\$2,647.72	\$3.708 /CCF	\$0.026 /SqFt
Totals:		121 MMBtu	0.001 MMBtu/SqFt	\$8,795.68		

Energy

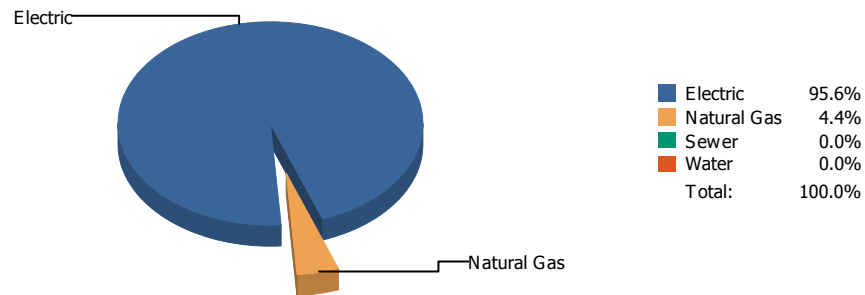


Cost

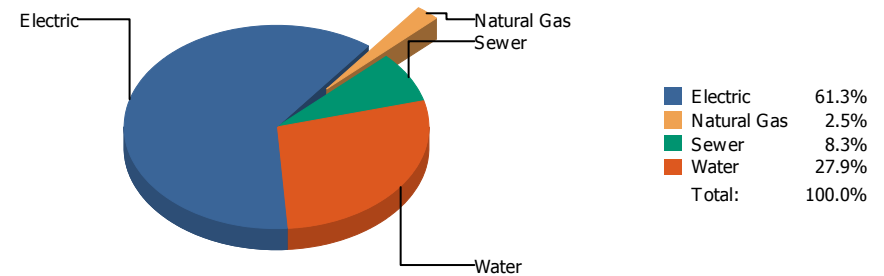


Commodity	Common Use	Energy Use	Energy Use / Area	Total Cost	Cost / Unit	Cost / Area
Place: [LAMAR] LAMAR 125 [BUILDING] Area: 76,252 SqFt Billing Period: Aug 2017						
ELECTRIC	21,000.00 kWh	72 MMBtu	0.001 MMBtu/SqFt	\$3,511.40	\$0.167 /kWh	\$0.046 /SqFt
NATURALGAS	49.00 CCF	5 MMBtu	0.000 MMBtu/SqFt	\$395.12	\$8.064 /CCF	\$0.005 /SqFt
SEWER	222.00 CCF			\$861.12	\$3.879 /CCF	\$0.011 /SqFt
WATER	787.00 CCF			\$3,230.97	\$4.105 /CCF	\$0.042 /SqFt
Totals:		77 MMBtu	0.001 MMBtu/SqFt	\$7,998.61		

Energy

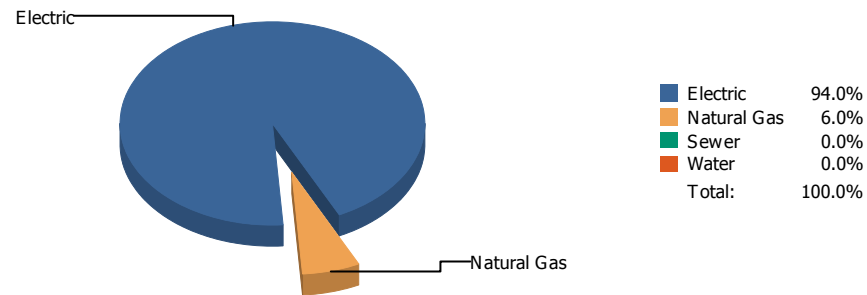


Cost

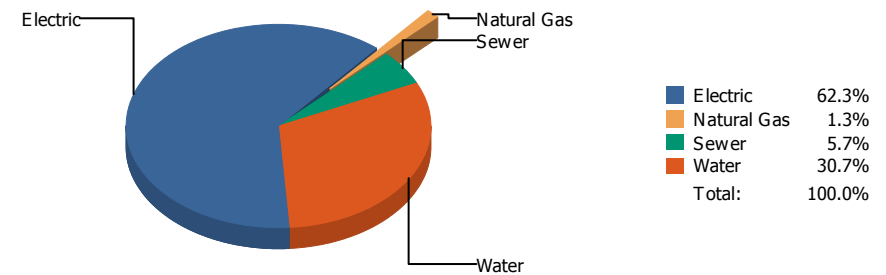


Commodity	Common Use	Energy Use	Energy Use / Area	Total Cost	Cost / Unit	Cost / Area
Place: [LEE] LEE 150 [BUILDING] Area: 78,368 SqFt Billing Period: Aug 2017						
ELECTRIC	25,360.00 kWh	87 MMBtu	0.001 MMBtu/SqFt	\$3,590.77	\$0.142 /kWh	\$0.046 /SqFt
NATURALGAS	39.00 CCF	4 MMBtu	0.000 MMBtu/SqFt	\$144.40	\$3.703 /CCF	\$0.002 /SqFt
SEWER	69.00 CCF			\$484.81	\$7.026 /CCF	\$0.006 /SqFt
WATER	410.00 CCF			\$1,634.55	\$3.987 /CCF	\$0.021 /SqFt
Totals:		91 MMBtu	0.001 MMBtu/SqFt	\$5,854.53		

Energy

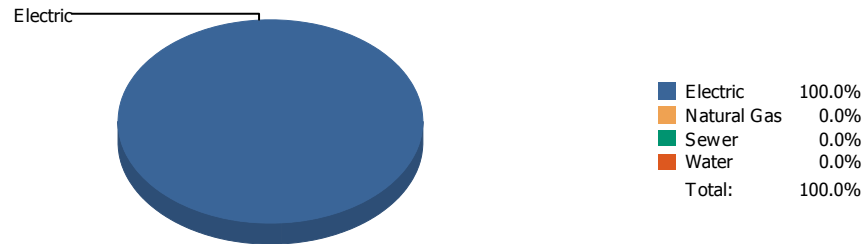


Cost

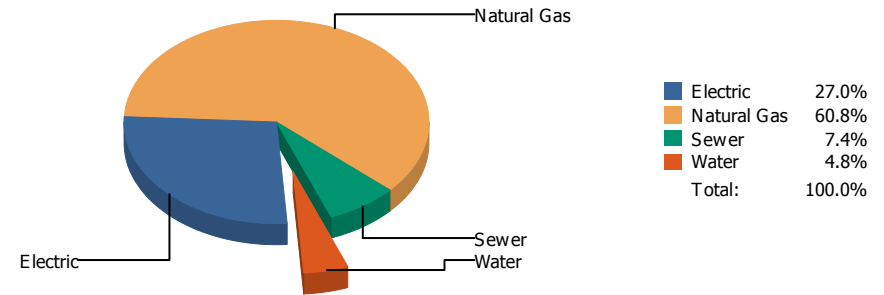


Commodity	Common Use	Energy Use	Energy Use / Area	Total Cost	Cost / Unit	Cost / Area
Place: [LINCOLN] LINCOLN 051 [BUILDING]						
Area: 163,678 SqFt						
Billing Period: Aug 2017						
ELECTRIC	94,900.00 kWh	324 MMBtu	0.002 MMBtu/SqFt	\$11,468.71	\$0.121 /kWh	\$0.070 /SqFt
NATURALGAS	200.00 CCF	21 MMBtu	0.000 MMBtu/SqFt	\$234.60	\$1.173 /CCF	\$0.001 /SqFt
SEWER	487.00 CCF			\$1,052.90	\$2.162 /CCF	\$0.006 /SqFt
WATER	1,543.00 CCF			\$5,659.10	\$3.668 /CCF	\$0.035 /SqFt
Totals:		344 MMBtu	0.002 MMBtu/SqFt	\$18,415.31		

Energy

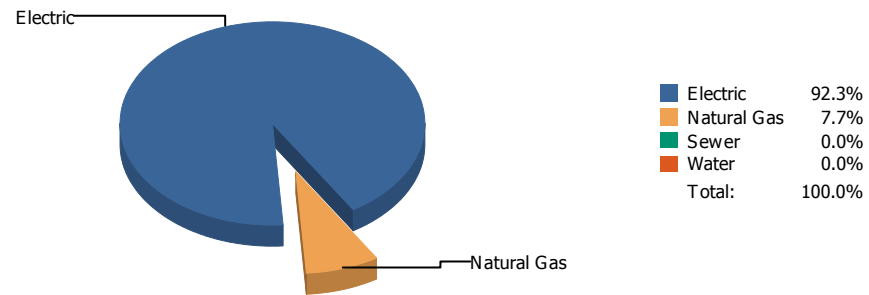


Cost

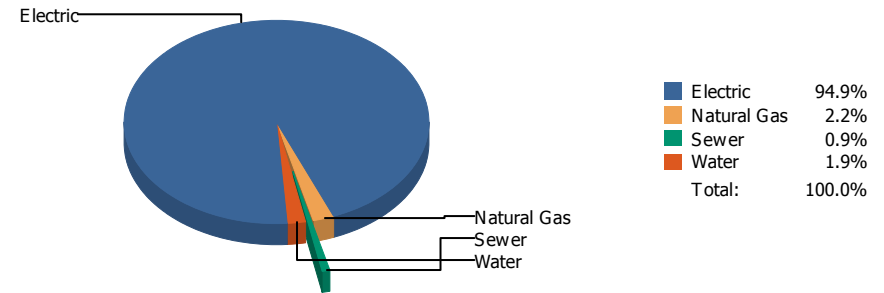


Commodity	Common Use	Energy Use	Energy Use / Area	Total Cost	Cost / Unit	Cost / Area
Place: [LIVE MAT] LIVE MATERIAL CENTER 929 [BUILDING]						
Area: 2,483 SqFt						
Billing Period: Aug 2017						
ELECTRIC	509.00 kWh	2 MMBtu	0.001 MMBtu/SqFt	\$108.84	\$0.214 /kWh	\$0.044 /SqFt
NATURALGAS	0.00 CCF	0 MMBtu	0.000 MMBtu/SqFt	\$245.12	\$0.000 /CCF	\$0.099 /SqFt
SEWER	1.00 CCF			\$29.81	\$29.810 /CCF	\$0.012 /SqFt
WATER	3.00 CCF			\$19.23	\$6.410 /CCF	\$0.008 /SqFt
Totals:		2 MMBtu	0.001 MMBtu/SqFt	\$403.00		

Energy

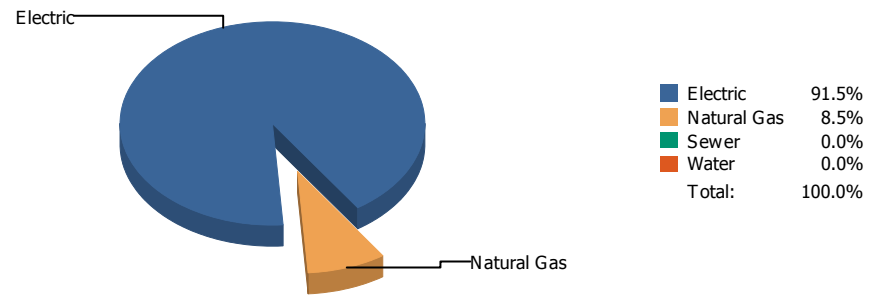


Cost

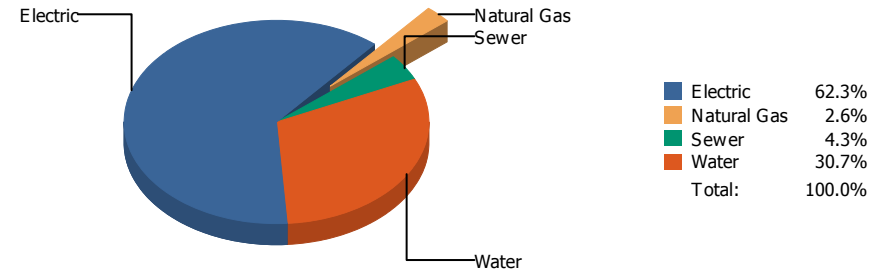


Commodity	Common Use	Energy Use	Energy Use / Area	Total Cost	Cost / Unit	Cost / Area
Place: [LOGAN] LOGAN 128 [BUILDING] Area: 72,248 SqFt Billing Period: Aug 2017						
ELECTRIC	61,600.00 kWh	210 MMBtu	0.003 MMBtu/SqFt	\$9,314.63	\$0.151 /kWh	\$0.129 /SqFt
NATURALGAS	170.00 CCF	18 MMBtu	0.000 MMBtu/SqFt	\$217.81	\$1.281 /CCF	\$0.003 /SqFt
SEWER	3.00 CCF			\$91.67	\$30.557 /CCF	\$0.001 /SqFt
WATER	44.00 CCF			\$187.57	\$4.263 /CCF	\$0.003 /SqFt
Totals:		228 MMBtu	0.003 MMBtu/SqFt	\$9,811.68		

Energy

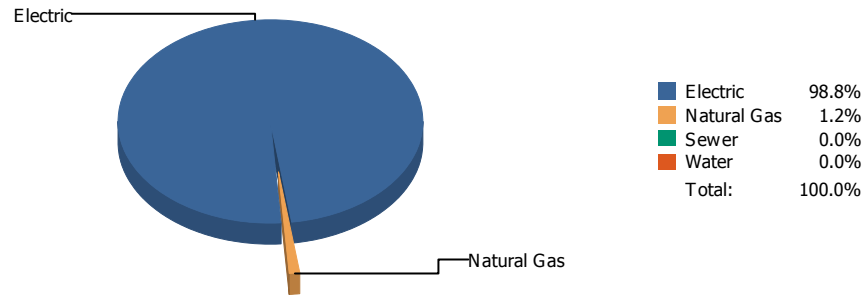


Cost

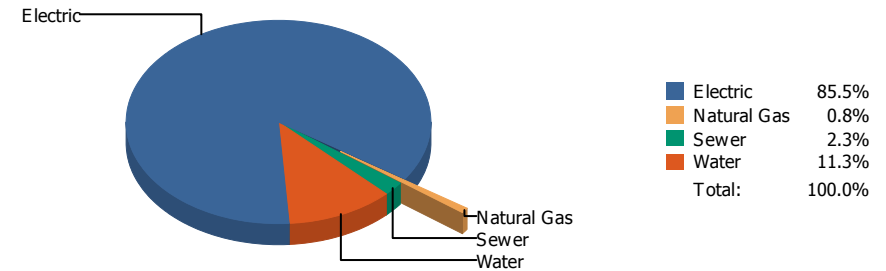


Commodity	Common Use	Energy Use	Energy Use / Area	Total Cost	Cost / Unit	Cost / Area
Place: [LUNDY_2] LUNDY 177 [BUILDING]						
Area: 112,731 SqFt						
Billing Period: Aug 2017						
ELECTRIC	36,600.00 kWh	125 MMBtu	0.001 MMBtu/SqFt	\$7,290.08	\$0.199 /kWh	\$0.065 /SqFt
NATURALGAS	112.00 CCF	12 MMBtu	0.000 MMBtu/SqFt	\$307.84	\$2.749 /CCF	\$0.003 /SqFt
SEWER	121.00 CCF			\$508.21	\$4.200 /CCF	\$0.005 /SqFt
WATER	1,348.00 CCF			\$3,594.85	\$2.667 /CCF	\$0.032 /SqFt
Totals:		136 MMBtu	0.001 MMBtu/SqFt	\$11,700.98		

Energy

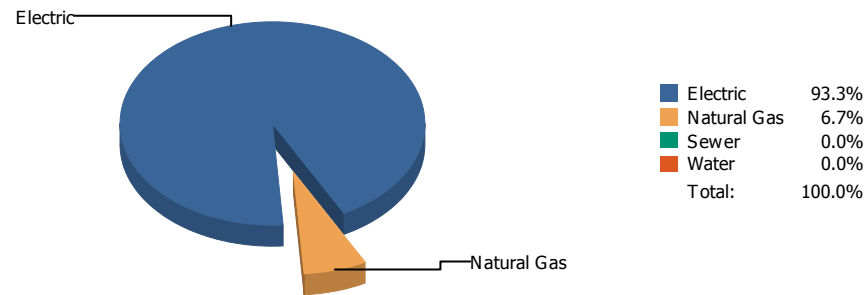


Cost

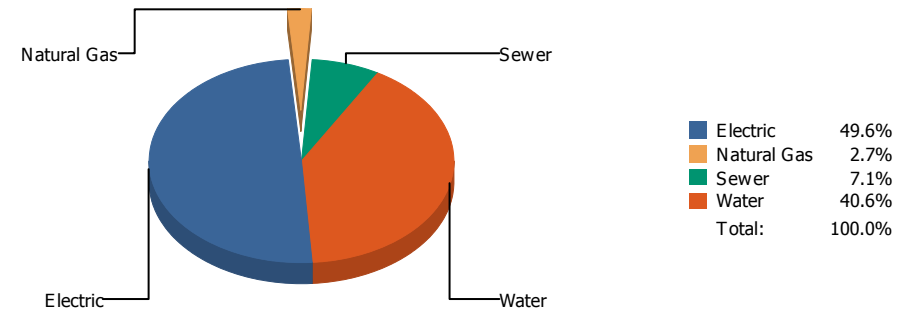


Commodity	Common Use	Energy Use	Energy Use / Area	Total Cost	Cost / Unit	Cost / Area
Place: [MAC] MACARTHUR 129 [BUILDING]						
Area: 143,341 SqFt						
Billing Period: Aug 2017						
ELECTRIC	92,560.00 kWh	316 MMBtu	0.002 MMBtu/SqFt	\$14,903.49	\$0.161 /kWh	\$0.104 /SqFt
NATURALGAS	36.00 CCF	4 MMBtu	0.000 MMBtu/SqFt	\$142.71	\$3.964 /CCF	\$0.001 /SqFt
SEWER	123.00 CCF			\$408.62	\$3.322 /CCF	\$0.003 /SqFt
WATER	374.00 CCF			\$1,970.28	\$5.268 /CCF	\$0.014 /SqFt
Totals:		320 MMBtu	0.002 MMBtu/SqFt	\$17,425.10		

Energy

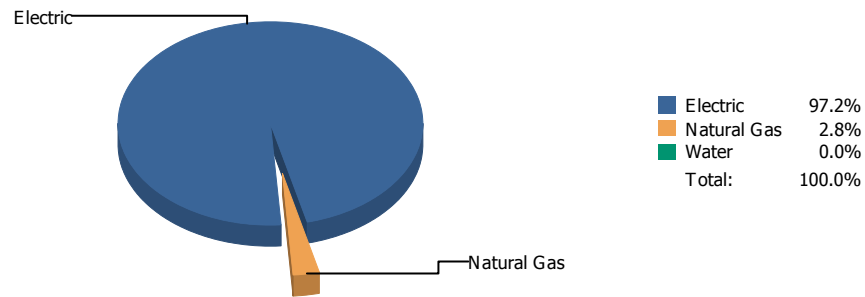


Cost

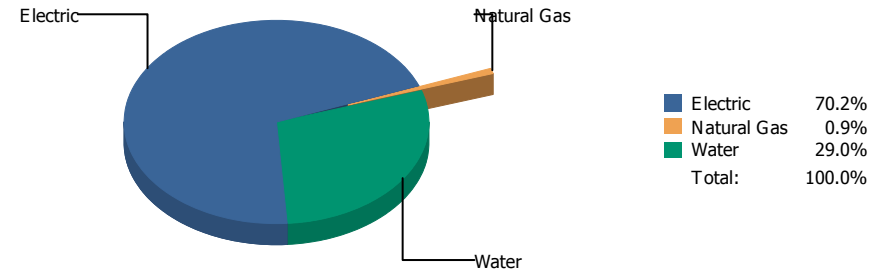


Commodity	Common Use	Energy Use	Energy Use / Area	Total Cost	Cost / Unit	Cost / Area
Place: [MAGOFFIN] MAGOFFIN 047 [BUILDING]						
Area: 76,378 SqFt						
Billing Period: Aug 2017						
ELECTRIC	21,929.00 kWh	75 MMBtu	0.001 MMBtu/SqFt	\$2,782.95	\$0.127 /kWh	\$0.036 /SqFt
NATURALGAS	52.00 CCF	5 MMBtu	0.000 MMBtu/SqFt	\$151.60	\$2.915 /CCF	\$0.002 /SqFt
SEWER	59.00 CCF			\$398.47	\$6.754 /CCF	\$0.005 /SqFt
WATER	369.00 CCF			\$2,276.39	\$6.169 /CCF	\$0.030 /SqFt
Totals:		80 MMBtu	0.001 MMBtu/SqFt	\$5,609.41		

Energy

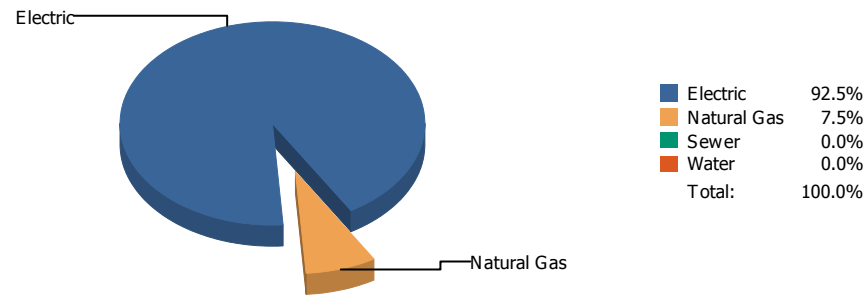


Cost

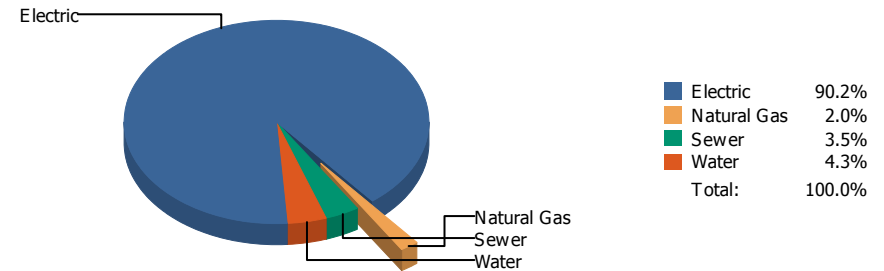


Commodity	Common Use	Energy Use	Energy Use / Area	Total Cost	Cost / Unit	Cost / Area
Place: [MAGOFFINNEWMIDDLESCHOOL] MAGOFFIN NEW MIDDLE SCHOOL [BUILDING]						
Area: 116,136 SqFt						
Billing Period: Aug 2017						
ELECTRIC	118,800.00 kWh	405 MMBtu	0.003 MMBtu/SqFt	\$15,365.77	\$0.129 /kWh	\$0.132 /SqFt
NATURALGAS	115.00 CCF	12 MMBtu	0.000 MMBtu/SqFt	\$186.98	\$1.626 /CCF	\$0.002 /SqFt
WATER	1,268.00 CCF			\$6,337.28	\$4.998 /CCF	\$0.055 /SqFt
Totals:		417 MMBtu	0.004 MMBtu/SqFt	\$21,890.03		

Energy

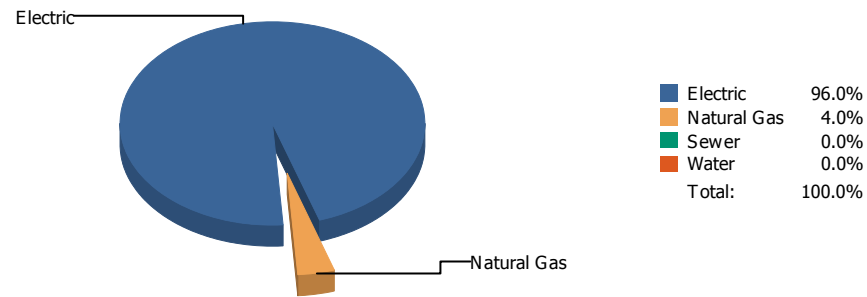


Cost

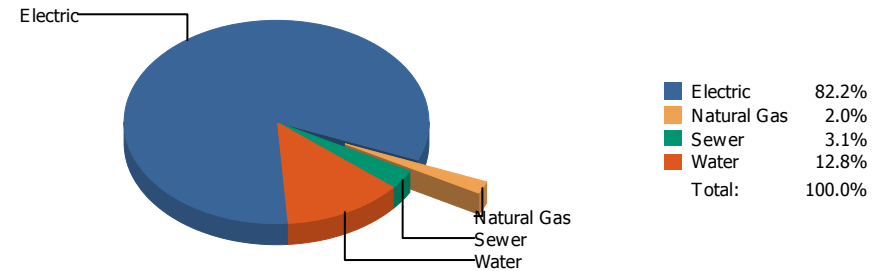


Commodity	Common Use	Energy Use	Energy Use / Area	Total Cost	Cost / Unit	Cost / Area
Place: [MAXINE] MAXINE SILVA HEALTH MAGNET 011 [BUILDING]						
Area: 80,909 SqFt						
Billing Period: Aug 2017						
ELECTRIC	73,200.00 kWh	250 MMBtu	0.003 MMBtu/SqFt	\$10,640.41	\$0.145 /kWh	\$0.132 /SqFt
NATURALGAS	198.00 CCF	20 MMBtu	0.000 MMBtu/SqFt	\$233.49	\$1.179 /CCF	\$0.003 /SqFt
SEWER	126.00 CCF			\$413.93	\$3.285 /CCF	\$0.005 /SqFt
WATER	138.00 CCF			\$504.78	\$3.658 /CCF	\$0.006 /SqFt
Totals:		270 MMBtu	0.003 MMBtu/SqFt	\$11,792.61		

Energy



Cost



Commodity	Common Use	Energy Use	Energy Use / Area	Total Cost	Cost / Unit	Cost / Area
Place: [MESITA] MESITA 130 [BUILDING] Area: 100,583 SqFt Billing Period: Aug 2017						
ELECTRIC	62,040.00 kWh	212 MMBtu	0.002 MMBtu/SqFt	\$12,008.87	\$0.194 /kWh	\$0.119 /SqFt
NATURALGAS	85.00 CCF	9 MMBtu	0.000 MMBtu/SqFt	\$292.72	\$3.444 /CCF	\$0.003 /SqFt
SEWER	86.00 CCF			\$446.26	\$5.189 /CCF	\$0.004 /SqFt
WATER	349.00 CCF			\$1,865.23	\$5.344 /CCF	\$0.018 /SqFt
Totals:		220 MMBtu	0.002 MMBtu/SqFt	\$14,613.08		

Energy

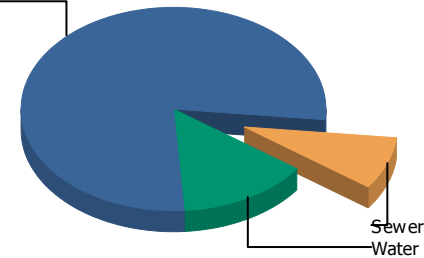
Electric



Electric 100.0%
 Sewer 0.0%
 Water 0.0%
 Total: 100.0%

Cost

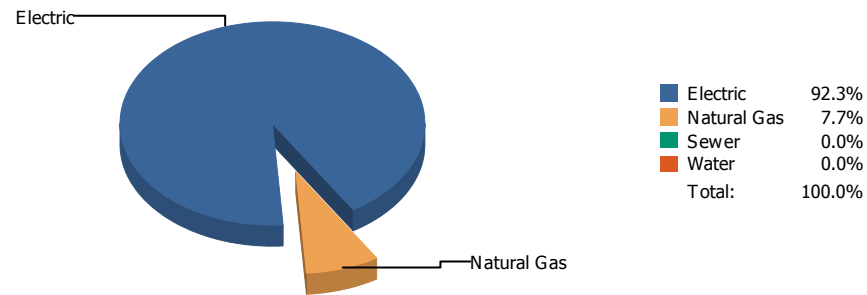
Electric



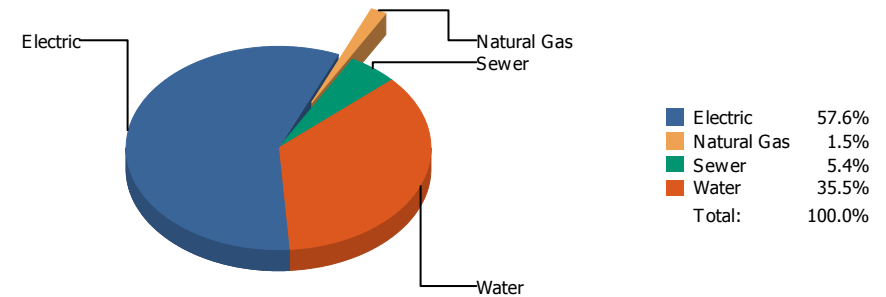
Electric 77.6%
 Sewer 8.5%
 Water 13.8%
 Total: 100.0%

Commodity	Common Use	Energy Use	Energy Use / Area	Total Cost	Cost / Unit	Cost / Area
Place: [MILAM] MILAM 131 [BUILDING]						
Area: 63,641 SqFt						
Billing Period: Aug 2017						
ELECTRIC	16,800.00 kWh	57 MMBtu	0.001 MMBtu/SqFt	\$3,196.28	\$0.190 /kWh	\$0.050 /SqFt
SEWER	90.00 CCF			\$350.21	\$3.891 /CCF	\$0.006 /SqFt
WATER	186.00 CCF			\$570.03	\$3.065 /CCF	\$0.009 /SqFt
Totals:		57 MMBtu	0.001 MMBtu/SqFt	\$4,116.52		

Energy

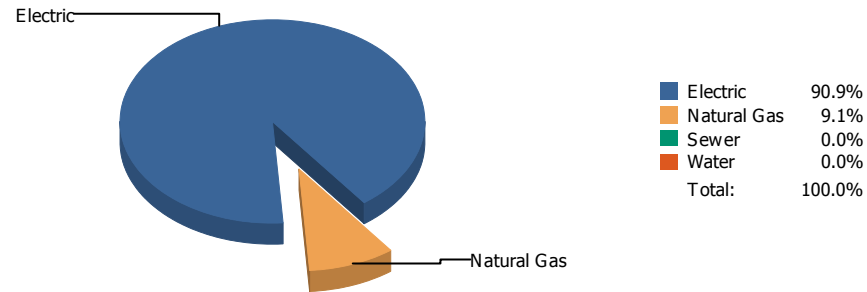


Cost

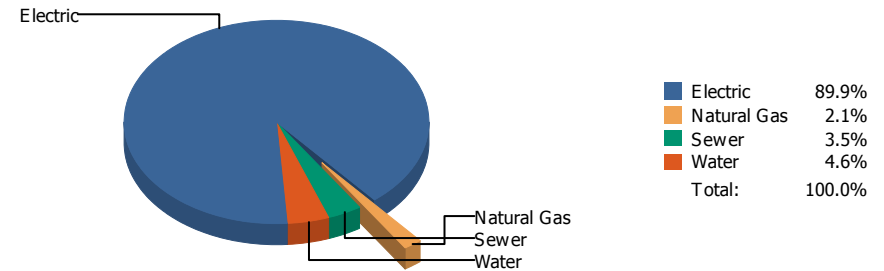


Commodity	Common Use	Energy Use	Energy Use / Area	Total Cost	Cost / Unit	Cost / Area
Place: [MOREHEAD] MOREHEAD 046 [BUILDING]						
Area: 119,353 SqFt						
Billing Period: Aug 2017						
ELECTRIC	77,513.00 kWh	265 MMBtu	0.002 MMBtu/SqFt	\$9,299.76	\$0.120 /kWh	\$0.078 /SqFt
NATURALGAS	215.00 CCF	22 MMBtu	0.000 MMBtu/SqFt	\$243.00	\$1.130 /CCF	\$0.002 /SqFt
SEWER	330.00 CCF			\$878.14	\$2.661 /CCF	\$0.007 /SqFt
WATER	2,638.00 CCF			\$5,730.60	\$2.172 /CCF	\$0.048 /SqFt
Totals:		287 MMBtu	0.002 MMBtu/SqFt	\$16,151.50		

Energy

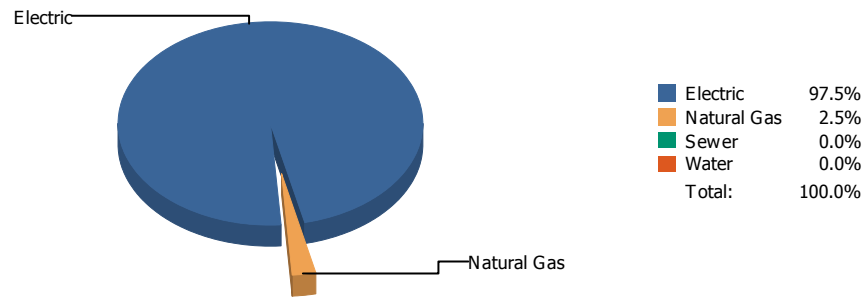


Cost

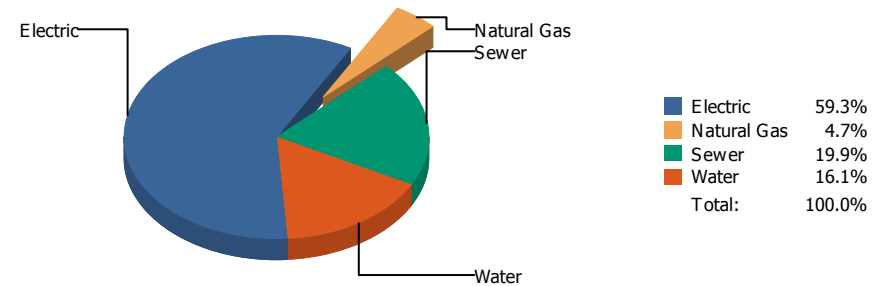


Commodity	Common Use	Energy Use	Energy Use / Area	Total Cost	Cost / Unit	Cost / Area
Place: [MOYE_2] HR MOYE [BUILDING]						
Area: 93,197 SqFt						
Billing Period: Aug 2017						
ELECTRIC	71,160.00 kWh	243 MMBtu	0.003 MMBtu/SqFt	\$11,063.37	\$0.155 /kWh	\$0.119 /SqFt
NATURALGAS	237.00 CCF	24 MMBtu	0.000 MMBtu/SqFt	\$255.51	\$1.078 /CCF	\$0.003 /SqFt
SEWER	75.00 CCF			\$426.79	\$5.691 /CCF	\$0.005 /SqFt
WATER	102.00 CCF			\$563.96	\$5.529 /CCF	\$0.006 /SqFt
Totals:		267 MMBtu	0.003 MMBtu/SqFt	\$12,309.63		

Energy



Cost



Commodity	Common Use	Energy Use	Energy Use / Area	Total Cost	Cost / Unit	Cost / Area
Place: [MULTI-MEDIA CENTER] MULTI-MEDIA CENTER [BUILDING]						
Area: 27,633 SqFt						
Billing Period: Aug 2017						
ELECTRIC	10,813.00 kWh	37 MMBtu	0.001 MMBtu/SqFt	\$1,609.22	\$0.149 /kWh	\$0.058 /SqFt
NATURALGAS	9.00 CCF	1 MMBtu	0.000 MMBtu/SqFt	\$127.59	\$14.177 /CCF	\$0.005 /SqFt
SEWER	257.00 CCF			\$541.25	\$2.106 /CCF	\$0.020 /SqFt
WATER	169.00 CCF			\$436.32	\$2.582 /CCF	\$0.016 /SqFt
Totals:		38 MMBtu	0.001 MMBtu/SqFt	\$2,714.38		

Energy

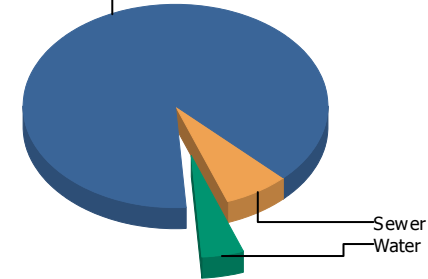
Electric



Electric 100.0%
 Sewer 0.0%
 Water 0.0%
 Total: 100.0%

Cost

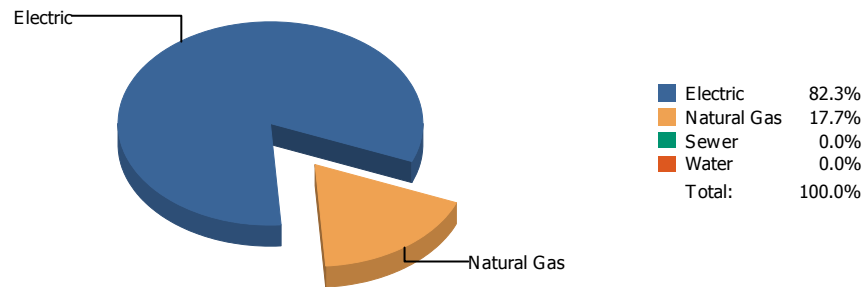
Electric



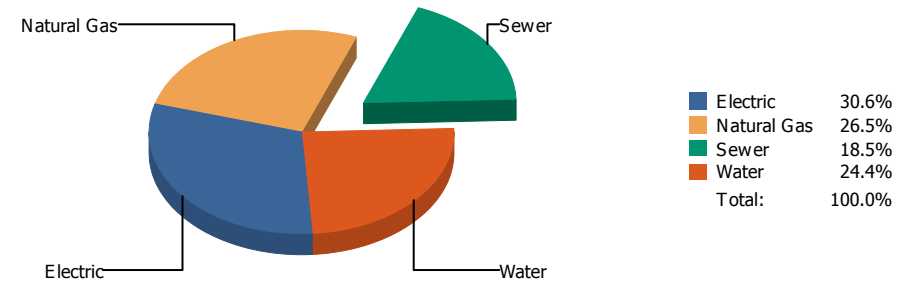
Electric 88.6%
 Sewer 7.0%
 Water 4.4%
 Total: 100.0%

Commodity	Common Use	Energy Use	Energy Use / Area	Total Cost	Cost / Unit	Cost / Area
Place: [NE AREA OFFICES] N.E. AREA OFFICES 882 [BUILDING]						
Area: 7,328 SqFt						
Billing Period: Aug 2017						
ELECTRIC	4,600.00 kWh	16 MMBtu	0.002 MMBtu/SqFt	\$534.39	\$0.116 /kWh	\$0.073 /SqFt
SEWER	0.00 CCF			\$42.06	\$0.000 /CCF	\$0.006 /SqFt
WATER	0.00 CCF			\$26.52	\$0.000 /CCF	\$0.004 /SqFt
Totals:		16 MMBtu	0.002 MMBtu/SqFt	\$602.97		

Energy

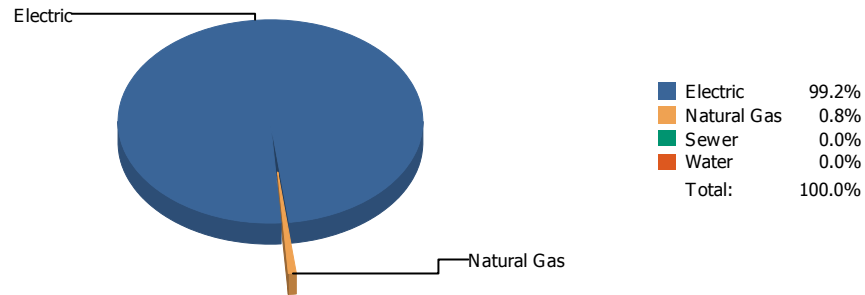


Cost

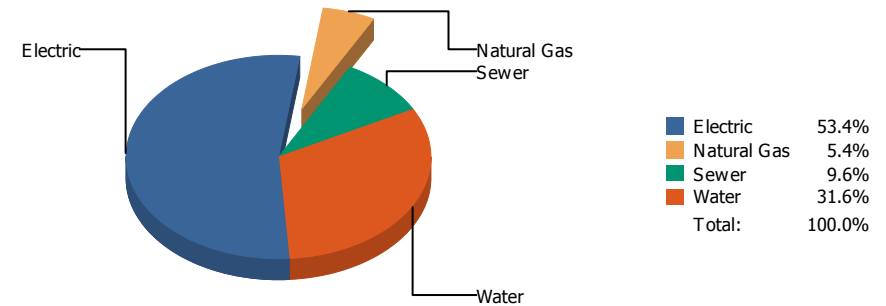


Commodity	Common Use	Energy Use	Energy Use / Area	Total Cost	Cost / Unit	Cost / Area
Place: [NE TRANSPORTATION] N.E. TRANSPORTATION 826 [BUILDING] Area: 5,995 SqFt Billing Period: Aug 2017						
ELECTRIC	5,760.00 kWh	20 MMBtu	0.003 MMBtu/SqFt	\$648.17	\$0.113 /kWh	\$0.108 /SqFt
NATURALGAS	41.00 CCF	4 MMBtu	0.001 MMBtu/SqFt	\$561.46	\$13.694 /CCF	\$0.094 /SqFt
SEWER	56.00 CCF			\$393.16	\$7.021 /CCF	\$0.066 /SqFt
WATER	105.00 CCF			\$518.32	\$4.936 /CCF	\$0.086 /SqFt
Totals:		24 MMBtu	0.004 MMBtu/SqFt	\$2,121.11		

Energy

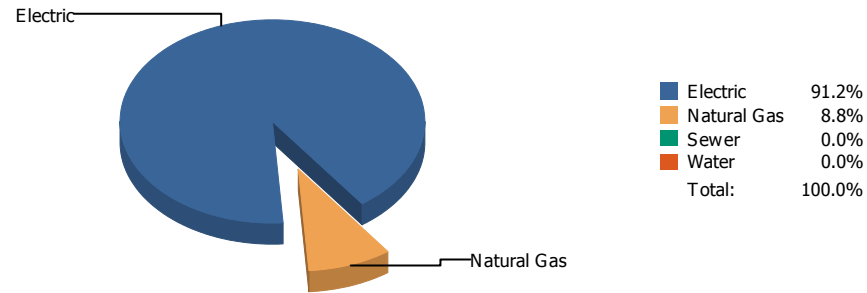


Cost

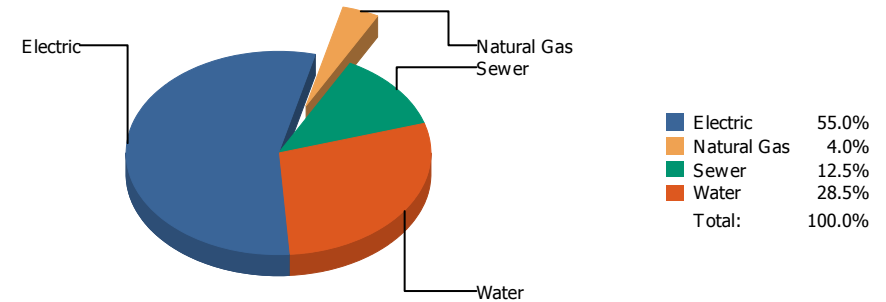


Commodity	Common Use	Energy Use	Energy Use / Area	Total Cost	Cost / Unit	Cost / Area
Place: [NEWMAN] NEWMAN ELEMENTARY 133 [BUILDING]						
Area: 73,291 SqFt						
Billing Period: Aug 2017						
ELECTRIC	25,377.00 kWh	87 MMBtu	0.001 MMBtu/SqFt	\$3,690.36	\$0.145 /kWh	\$0.050 /SqFt
NATURALGAS	7.00 CCF	1 MMBtu	0.000 MMBtu/SqFt	\$371.60	\$53.086 /CCF	\$0.005 /SqFt
SEWER	287.00 CCF			\$662.99	\$2.310 /CCF	\$0.009 /SqFt
WATER	698.00 CCF			\$2,186.40	\$3.132 /CCF	\$0.030 /SqFt
Totals:		87 MMBtu	0.001 MMBtu/SqFt	\$6,911.35		

Energy

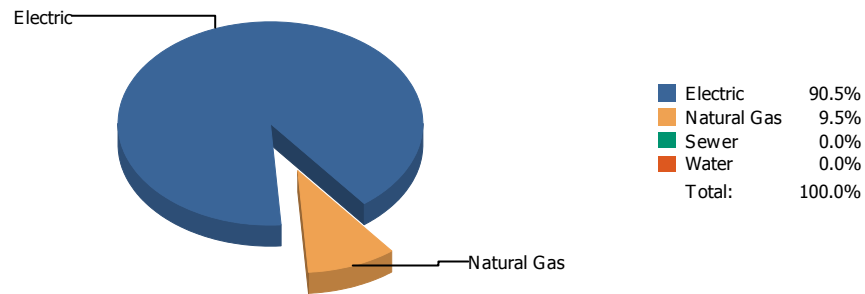


Cost

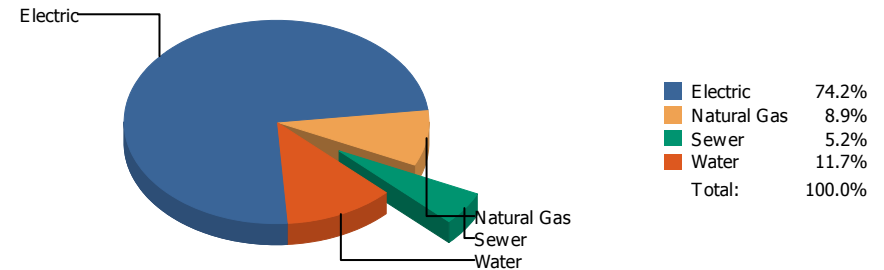


Commodity	Common Use	Energy Use	Energy Use / Area	Total Cost	Cost / Unit	Cost / Area
Place: [NIXON] L.A. NIXON 161 [BUILDING] Area: 76,873 SqFt Billing Period: Aug 2017						
ELECTRIC	34,720.00 kWh	118 MMBtu	0.002 MMBtu/SqFt	\$4,238.27	\$0.122 /kWh	\$0.055 /SqFt
NATURALGAS	111.00 CCF	11 MMBtu	0.000 MMBtu/SqFt	\$307.31	\$2.769 /CCF	\$0.004 /SqFt
SEWER	347.00 CCF			\$960.10	\$2.767 /CCF	\$0.012 /SqFt
WATER	727.00 CCF			\$2,199.88	\$3.026 /CCF	\$0.029 /SqFt
Totals:		130 MMBtu	0.002 MMBtu/SqFt	\$7,705.56		

Energy

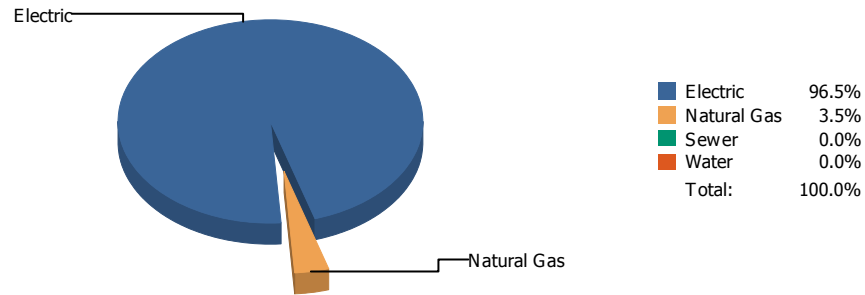


Cost

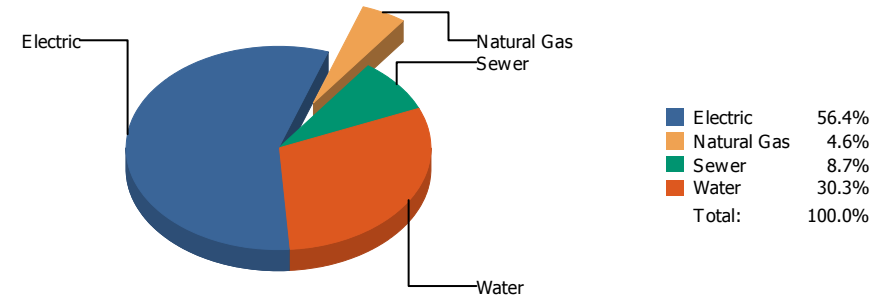


Commodity	Common Use	Energy Use	Energy Use / Area	Total Cost	Cost / Unit	Cost / Area
Place: [OCC. CTR] OCCUPATIONAL CTR. [BUILDING]						
Area: 11,845 SqFt						
Billing Period: Aug 2017						
ELECTRIC	7,200.00 kWh	25 MMBtu	0.002 MMBtu/SqFt	\$1,137.19	\$0.158 /kWh	\$0.096 /SqFt
NATURALGAS	25.00 CCF	3 MMBtu	0.000 MMBtu/SqFt	\$136.56	\$5.462 /CCF	\$0.012 /SqFt
SEWER	6.00 CCF			\$79.26	\$13.210 /CCF	\$0.007 /SqFt
WATER	17.00 CCF			\$178.60	\$10.506 /CCF	\$0.015 /SqFt
Totals:		27 MMBtu	0.002 MMBtu/SqFt	\$1,531.61		

Energy

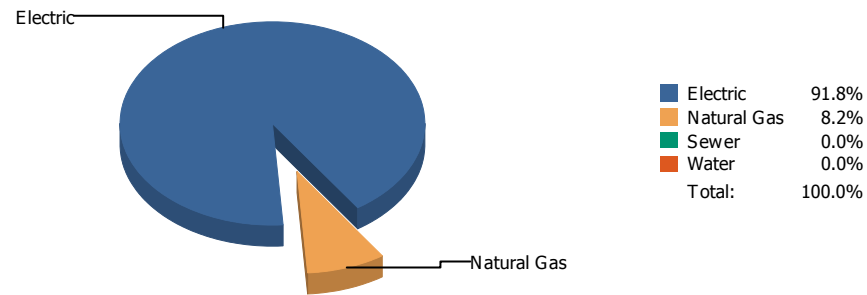


Cost

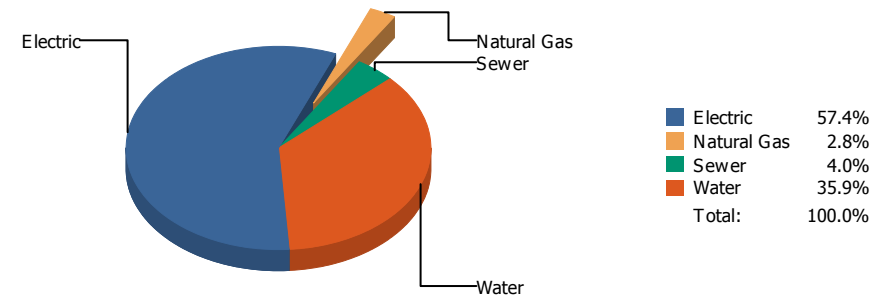


Commodity	Common Use	Energy Use	Energy Use / Area	Total Cost	Cost / Unit	Cost / Area
Place: [PARK] PARK 134 [BUILDING]						
Area: 63,609 SqFt						
Billing Period: Aug 2017						
ELECTRIC	22,332.00 kWh	76 MMBtu	0.001 MMBtu/SqFt	\$3,186.92	\$0.143 /kWh	\$0.050 /SqFt
NATURALGAS	27.00 CCF	3 MMBtu	0.000 MMBtu/SqFt	\$260.23	\$9.638 /CCF	\$0.004 /SqFt
SEWER	140.00 CCF			\$489.16	\$3.494 /CCF	\$0.008 /SqFt
WATER	418.00 CCF			\$1,713.76	\$4.100 /CCF	\$0.027 /SqFt
Totals:		79 MMBtu	0.001 MMBtu/SqFt	\$5,650.07		

Energy

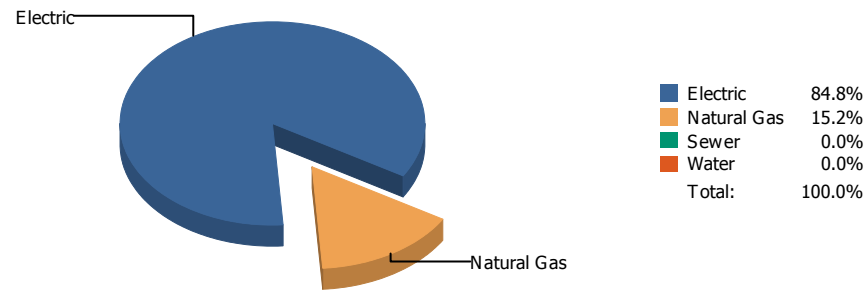


Cost

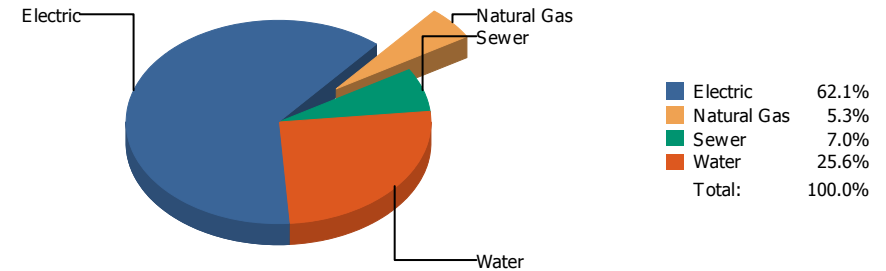


Commodity	Common Use	Energy Use	Energy Use / Area	Total Cost	Cost / Unit	Cost / Area
Place: [PAUL MORENO_1] PAUL MORENO 167 [BUILDING]						
Area: 87,824 SqFt						
Billing Period: Aug 2017						
ELECTRIC	49,800.00 kWh	170 MMBtu	0.002 MMBtu/SqFt	\$6,834.60	\$0.137 /kWh	\$0.078 /SqFt
NATURALGAS	148.00 CCF	15 MMBtu	0.000 MMBtu/SqFt	\$328.03	\$2.216 /CCF	\$0.004 /SqFt
SEWER	122.00 CCF			\$475.49	\$3.897 /CCF	\$0.005 /SqFt
WATER	686.00 CCF			\$4,278.75	\$6.237 /CCF	\$0.049 /SqFt
Totals:		185 MMBtu	0.002 MMBtu/SqFt	\$11,916.87		

Energy

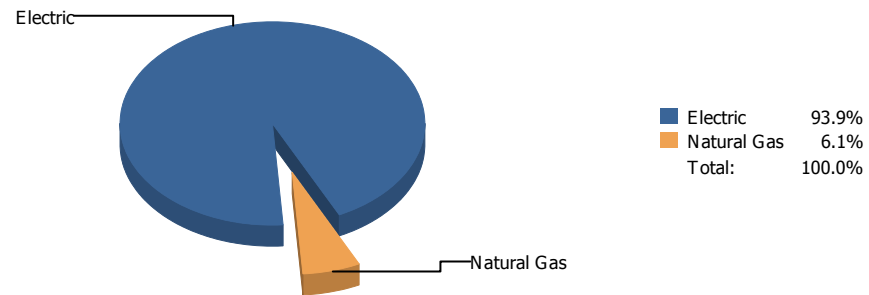


Cost

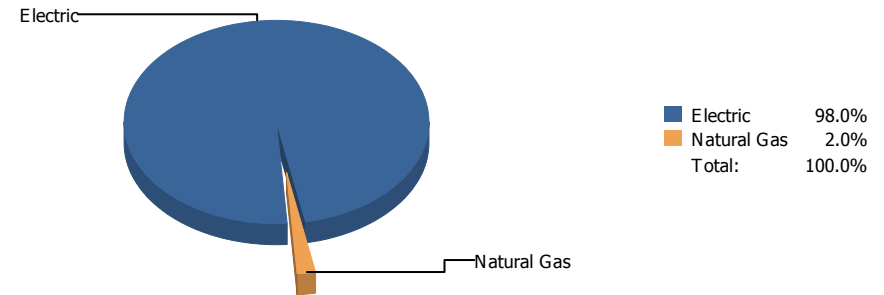


Commodity	Common Use	Energy Use	Energy Use / Area	Total Cost	Cost / Unit	Cost / Area
Place: [POLK] POLK 159 [BUILDING] Area: 67,321 SqFt Billing Period: Aug 2017						
ELECTRIC	21,840.00 kWh	75 MMBtu	0.001 MMBtu/SqFt	\$3,732.44	\$0.171 /kWh	\$0.055 /SqFt
NATURALGAS	130.00 CCF	13 MMBtu	0.000 MMBtu/SqFt	\$317.96	\$2.446 /CCF	\$0.005 /SqFt
SEWER	128.00 CCF			\$417.47	\$3.261 /CCF	\$0.006 /SqFt
WATER	391.00 CCF			\$1,538.78	\$3.935 /CCF	\$0.023 /SqFt
Totals:		88 MMBtu	0.001 MMBtu/SqFt	\$6,006.65		

Energy

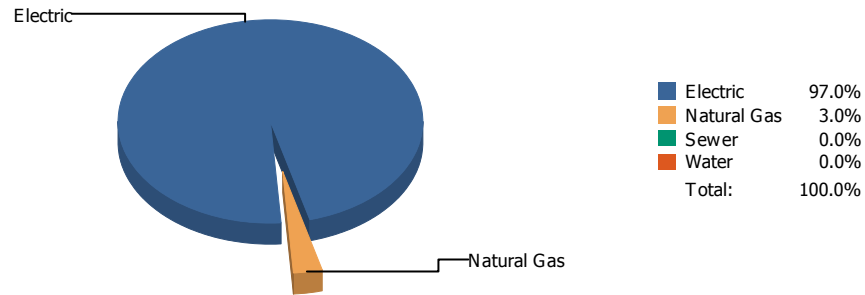


Cost

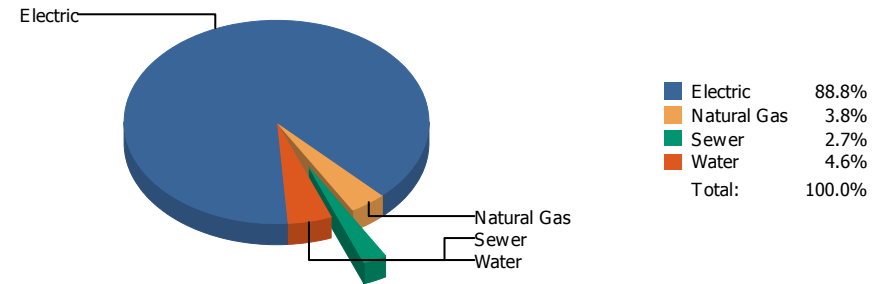


Commodity	Common Use	Energy Use	Energy Use / Area	Total Cost	Cost / Unit	Cost / Area
Place: [POWELL_2] POWELL 175 [BUILDING]						
Area: 79,770 SqFt						
Billing Period: Aug 2017						
ELECTRIC	57,600.00 kWh	197 MMBtu	0.002 MMBtu/SqFt	\$9,459.22	\$0.164 /kWh	\$0.119 /SqFt
NATURALGAS	125.00 CCF	13 MMBtu	0.000 MMBtu/SqFt	\$192.59	\$1.541 /CCF	\$0.002 /SqFt
Totals:		209 MMBtu	0.003 MMBtu/SqFt	\$9,651.81		

Energy

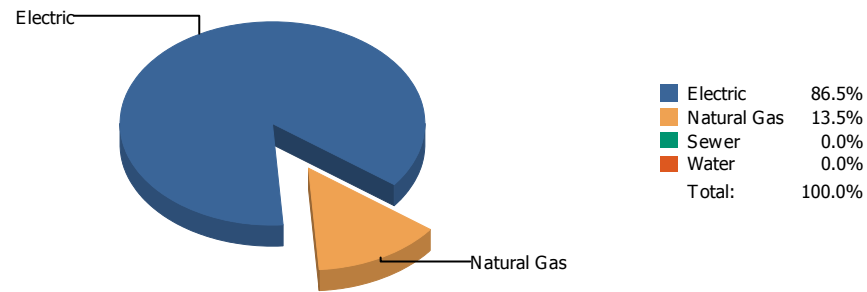


Cost

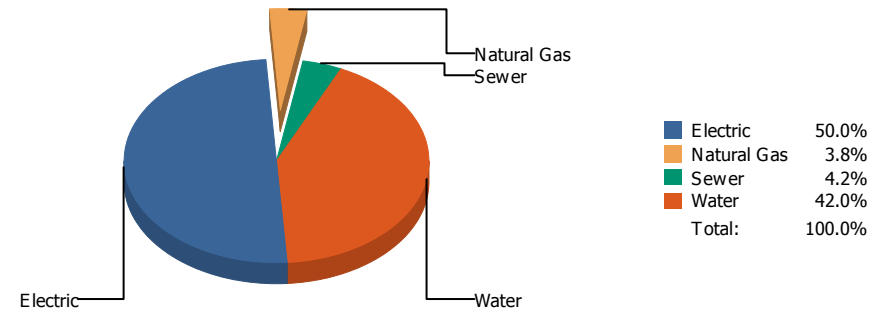


Commodity	Common Use	Energy Use	Energy Use / Area	Total Cost	Cost / Unit	Cost / Area
Place: [PROFESSIONAL DEV] EPISD PROF DEVELOPMENT CENTER931 [BUILDING]						
Area: 18,400 SqFt						
Billing Period: Aug 2017						
ELECTRIC	23,800.00 kWh	81 MMBtu	0.004 MMBtu/SqFt	\$3,154.70	\$0.133 /kWh	\$0.171 /SqFt
NATURALGAS	24.00 CCF	2 MMBtu	0.000 MMBtu/SqFt	\$136.00	\$5.667 /CCF	\$0.007 /SqFt
SEWER	15.00 CCF			\$95.19	\$6.346 /CCF	\$0.005 /SqFt
WATER	34.00 CCF			\$164.84	\$4.848 /CCF	\$0.009 /SqFt
Totals:		84 MMBtu	0.005 MMBtu/SqFt	\$3,550.73		

Energy

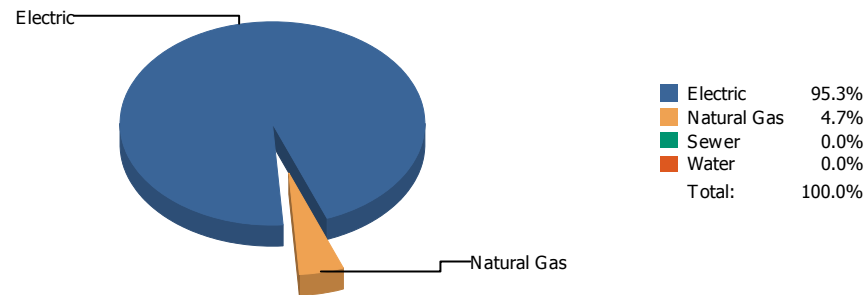


Cost

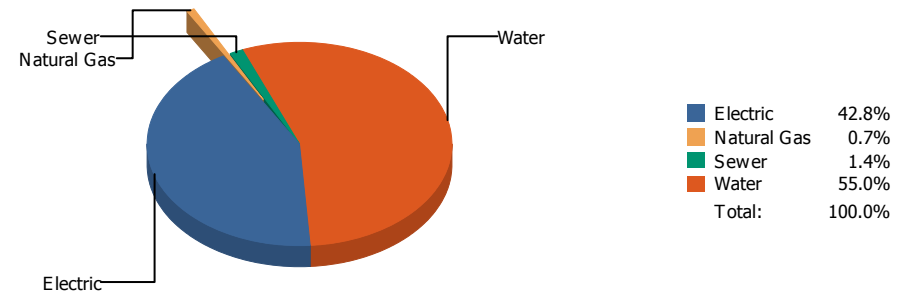


Commodity	Common Use	Energy Use	Energy Use / Area	Total Cost	Cost / Unit	Cost / Area
Place: [PUTNAM] PUTNAM 135 [BUILDING]						
Area: 61,978 SqFt						
Billing Period: Aug 2017						
ELECTRIC	21,274.00 kWh	73 MMBtu	0.001 MMBtu/SqFt	\$4,082.25	\$0.192 /kWh	\$0.066 /SqFt
NATURALGAS	110.00 CCF	11 MMBtu	0.000 MMBtu/SqFt	\$306.76	\$2.789 /CCF	\$0.005 /SqFt
SEWER	135.00 CCF			\$339.84	\$2.517 /CCF	\$0.005 /SqFt
WATER	696.00 CCF			\$3,429.05	\$4.927 /CCF	\$0.055 /SqFt
Totals:		84 MMBtu	0.001 MMBtu/SqFt	\$8,157.90		

Energy

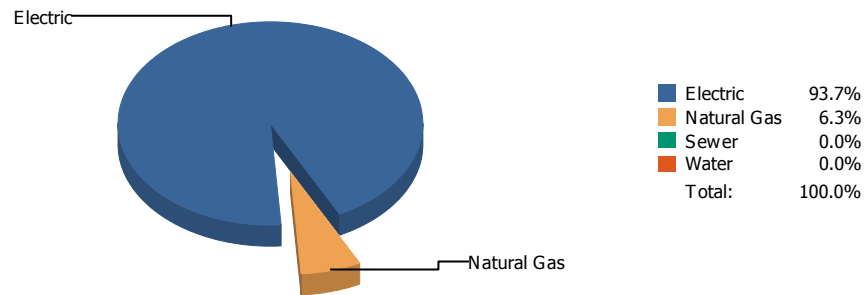


Cost

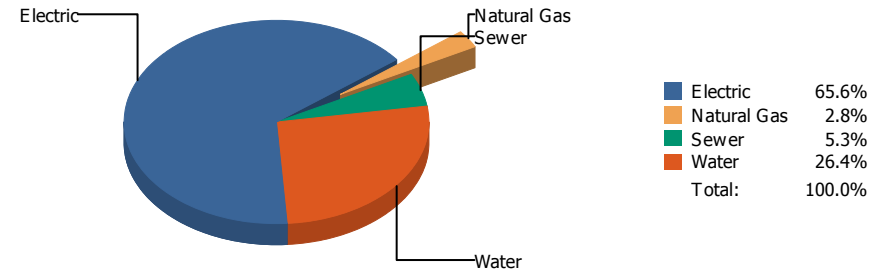


Commodity	Common Use	Energy Use	Energy Use / Area	Total Cost	Cost / Unit	Cost / Area
Place: [RICHARDS] RICHARDSON [BUILDING]						
Area: 115,872 SqFt						
Billing Period: Aug 2017						
ELECTRIC	96,900.00 kWh	331 MMBtu	0.003 MMBtu/SqFt	\$12,399.74	\$0.128 /kWh	\$0.107 /SqFt
NATURALGAS	157.00 CCF	16 MMBtu	0.000 MMBtu/SqFt	\$210.50	\$1.341 /CCF	\$0.002 /SqFt
SEWER	126.00 CCF			\$413.93	\$3.285 /CCF	\$0.004 /SqFt
WATER	2,481.00 CCF			\$15,927.61	\$6.420 /CCF	\$0.137 /SqFt
Totals:		347 MMBtu	0.003 MMBtu/SqFt	\$28,951.78		

Energy

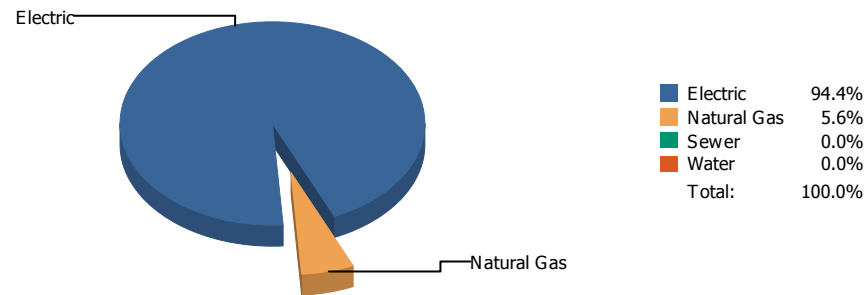


Cost

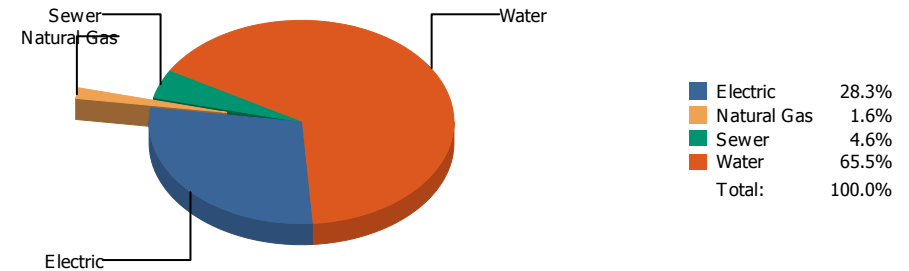


Commodity	Common Use	Energy Use	Energy Use / Area	Total Cost	Cost / Unit	Cost / Area
Place: [RIVERA] RIVERA 156 [BUILDING]						
Area: 77,562 SqFt						
Billing Period: Aug 2017						
ELECTRIC	33,759.00 kWh	115 MMBtu	0.001 MMBtu/SqFt	\$6,759.93	\$0.200 /kWh	\$0.087 /SqFt
NATURALGAS	75.00 CCF	8 MMBtu	0.000 MMBtu/SqFt	\$287.12	\$3.828 /CCF	\$0.004 /SqFt
SEWER	150.00 CCF			\$542.77	\$3.618 /CCF	\$0.007 /SqFt
WATER	559.00 CCF			\$2,720.79	\$4.867 /CCF	\$0.035 /SqFt
Totals:		123 MMBtu	0.002 MMBtu/SqFt	\$10,310.61		

Energy

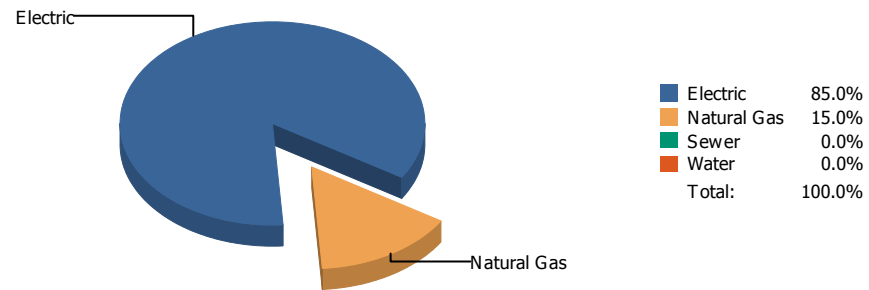


Cost

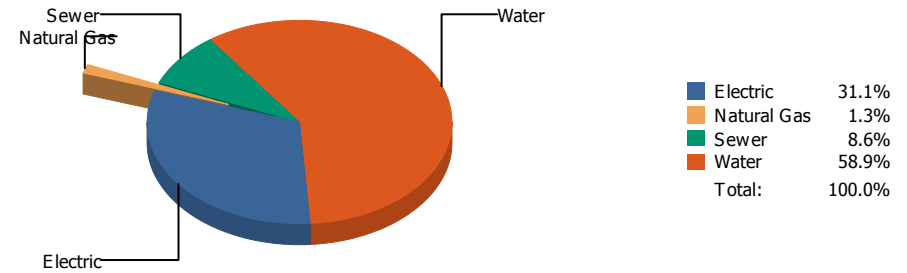


Commodity	Common Use	Energy Use	Energy Use / Area	Total Cost	Cost / Unit	Cost / Area
Place: [ROBERTS] ROBERTS 136 [BUILDING] Area: 81,457 SqFt Billing Period: Aug 2017						
ELECTRIC	24,240.00 kWh	83 MMBtu	0.001 MMBtu/SqFt	\$2,677.14	\$0.110 /kWh	\$0.033 /SqFt
NATURALGAS	48.00 CCF	5 MMBtu	0.000 MMBtu/SqFt	\$149.45	\$3.114 /CCF	\$0.002 /SqFt
SEWER	138.00 CCF			\$435.17	\$3.153 /CCF	\$0.005 /SqFt
WATER	1,096.00 CCF			\$6,191.23	\$5.649 /CCF	\$0.076 /SqFt
Totals:		88 MMBtu	0.001 MMBtu/SqFt	\$9,452.99		

Energy

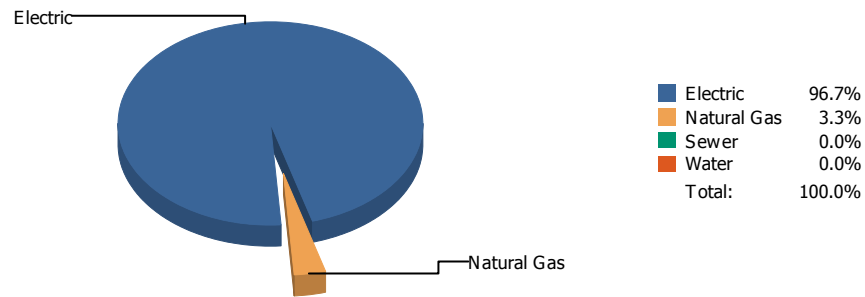


Cost

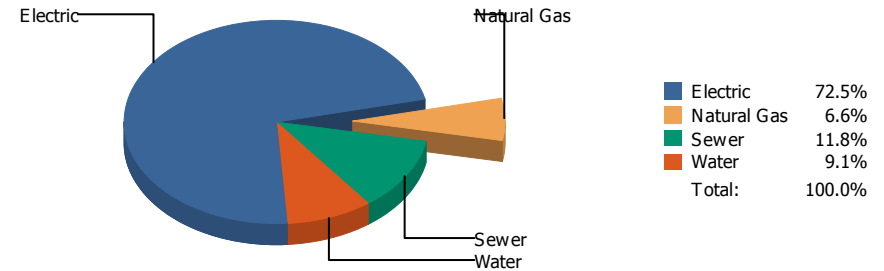


Commodity	Common Use	Energy Use	Energy Use / Area	Total Cost	Cost / Unit	Cost / Area
Place: [ROSS] ROSS 042 [BUILDING] Area: 131,497 SqFt Billing Period: Aug 2017						
ELECTRIC	47,353.00 kWh	162 MMBtu	0.001 MMBtu/SqFt	\$6,641.95	\$0.140 /kWh	\$0.050 /SqFt
NATURALGAS	277.00 CCF	29 MMBtu	0.000 MMBtu/SqFt	\$277.72	\$1.003 /CCF	\$0.002 /SqFt
SEWER	932.00 CCF			\$1,840.55	\$1.975 /CCF	\$0.014 /SqFt
WATER	3,239.00 CCF			\$12,579.87	\$3.884 /CCF	\$0.096 /SqFt
Totals:		190 MMBtu	0.001 MMBtu/SqFt	\$21,340.09		

Energy



Cost



Commodity	Common Use	Energy Use	Energy Use / Area	Total Cost	Cost / Unit	Cost / Area
Place: [RUSK] RUSK 138 [BUILDING]						
Area: 67,240 SqFt						
Billing Period: Aug 2017						
ELECTRIC	22,375.00 kWh	76 MMBtu	0.001 MMBtu/SqFt	\$2,828.77	\$0.126 /kWh	\$0.042 /SqFt
NATURALGAS	25.00 CCF	3 MMBtu	0.000 MMBtu/SqFt	\$259.12	\$10.365 /CCF	\$0.004 /SqFt
SEWER	154.00 CCF			\$459.32	\$2.983 /CCF	\$0.007 /SqFt
WATER	114.00 CCF			\$354.84	\$3.113 /CCF	\$0.005 /SqFt
Totals:		79 MMBtu	0.001 MMBtu/SqFt	\$3,902.05		

Energy

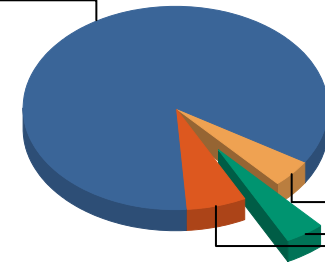
Electric



Electric	100.0%
Natural Gas	0.0%
Sewer	0.0%
Water	0.0%
Total:	100.0%

Cost

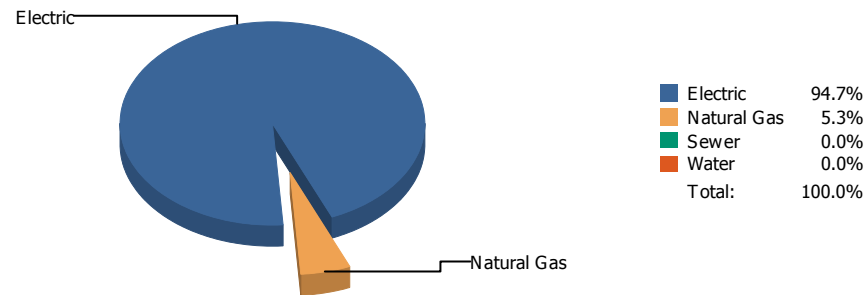
Electric



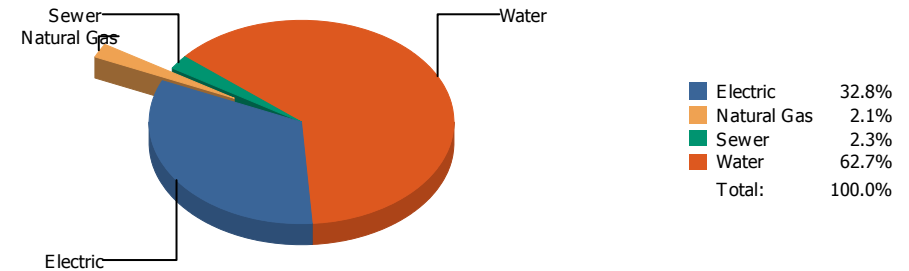
Electric	85.0%
Natural Gas	4.4%
Sewer	4.2%
Water	6.3%
Total:	100.0%

Commodity	Common Use	Energy Use	Energy Use / Area	Total Cost	Cost / Unit	Cost / Area
Place: [SAN JAC] SAN JACINTO 139 [BUILDING]						
Area: 29,589 SqFt						
Billing Period: Aug 2017						
ELECTRIC	11,000.00 kWh	38 MMBtu	0.001 MMBtu/SqFt	\$2,379.44	\$0.216 /kWh	\$0.080 /SqFt
NATURALGAS	0.00 CCF	0 MMBtu	0.000 MMBtu/SqFt	\$122.56	\$0.000 /CCF	\$0.004 /SqFt
SEWER	18.00 CCF			\$118.22	\$6.568 /CCF	\$0.004 /SqFt
WATER	39.00 CCF			\$177.62	\$4.554 /CCF	\$0.006 /SqFt
Totals:		38 MMBtu	0.001 MMBtu/SqFt	\$2,797.84		

Energy

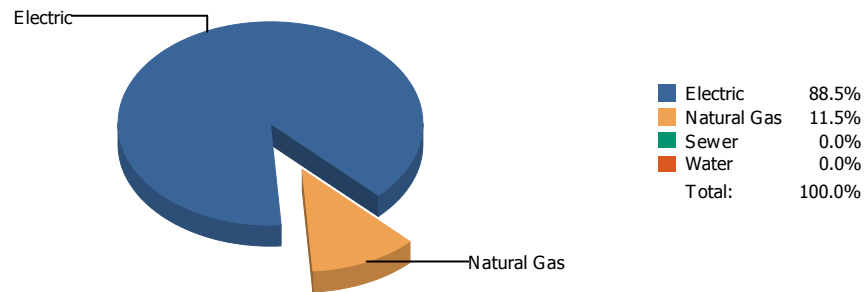


Cost

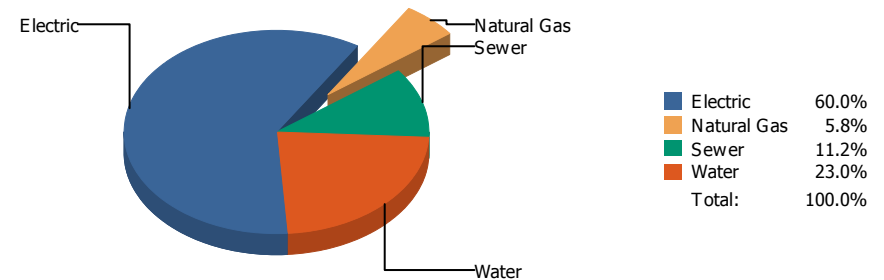


Commodity	Common Use	Energy Use	Energy Use / Area	Total Cost	Cost / Unit	Cost / Area
Place: [SCHUSTER] SCHUSTER 140 [BUILDING]						
Area: 34,371 SqFt						
Billing Period: Aug 2017						
ELECTRIC	16,237.00 kWh	55 MMBtu	0.002 MMBtu/SqFt	\$2,198.04	\$0.135 /kWh	\$0.064 /SqFt
NATURALGAS	30.00 CCF	3 MMBtu	0.000 MMBtu/SqFt	\$139.36	\$4.645 /CCF	\$0.004 /SqFt
SEWER	40.00 CCF			\$157.16	\$3.929 /CCF	\$0.005 /SqFt
WATER	690.00 CCF			\$4,201.74	\$6.089 /CCF	\$0.122 /SqFt
Totals:		59 MMBtu	0.002 MMBtu/SqFt	\$6,696.30		

Energy

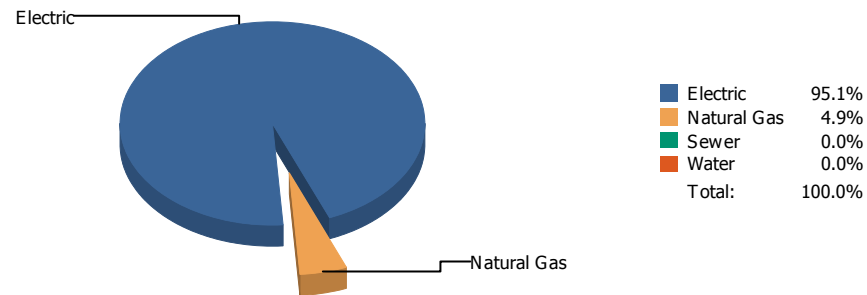


Cost

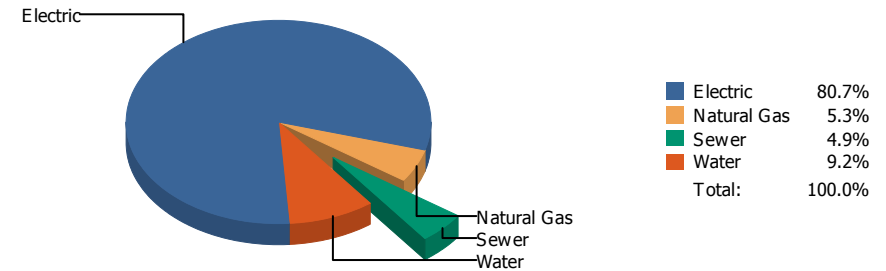


Commodity	Common Use	Energy Use	Energy Use / Area	Total Cost	Cost / Unit	Cost / Area
Place: [STANTON] STANTON 141 [BUILDING]						
Area: 75,957 SqFt						
Billing Period: Aug 2017						
ELECTRIC	21,167.00 kWh	72 MMBtu	0.001 MMBtu/SqFt	\$3,054.18	\$0.144 /kWh	\$0.040 /SqFt
NATURALGAS	91.00 CCF	9 MMBtu	0.000 MMBtu/SqFt	\$296.30	\$3.256 /CCF	\$0.004 /SqFt
SEWER	233.00 CCF			\$567.41	\$2.435 /CCF	\$0.007 /SqFt
WATER	448.00 CCF			\$1,170.78	\$2.613 /CCF	\$0.015 /SqFt
Totals:		82 MMBtu	0.001 MMBtu/SqFt	\$5,088.67		

Energy

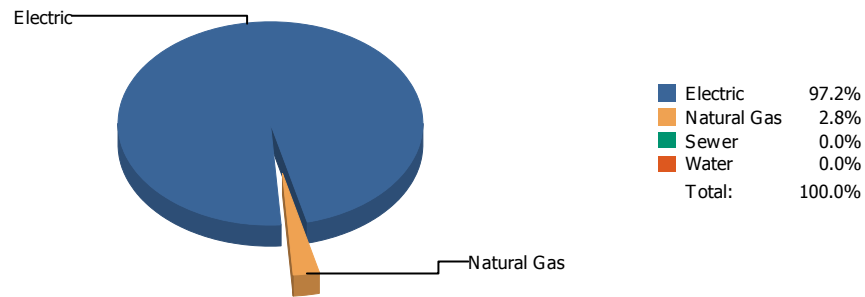


Cost

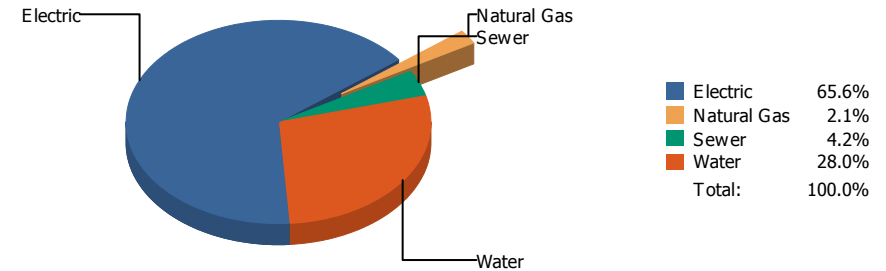


Commodity	Common Use	Energy Use	Energy Use / Area	Total Cost	Cost / Unit	Cost / Area
Place: [SUNSET HIGH_1] SUNSET HIGH SCHOOL [BUILDING]						
Area: 33,263 SqFt						
Billing Period: Aug 2017						
ELECTRIC	15,880.00 kWh	54 MMBtu	0.002 MMBtu/SqFt	\$2,100.87	\$0.132 /kWh	\$0.063 /SqFt
NATURALGAS	27.00 CCF	3 MMBtu	0.000 MMBtu/SqFt	\$137.67	\$5.099 /CCF	\$0.004 /SqFt
SEWER	23.00 CCF			\$127.07	\$5.525 /CCF	\$0.004 /SqFt
WATER	70.00 CCF			\$239.31	\$3.419 /CCF	\$0.007 /SqFt
Totals:		57 MMBtu	0.002 MMBtu/SqFt	\$2,604.92		

Energy

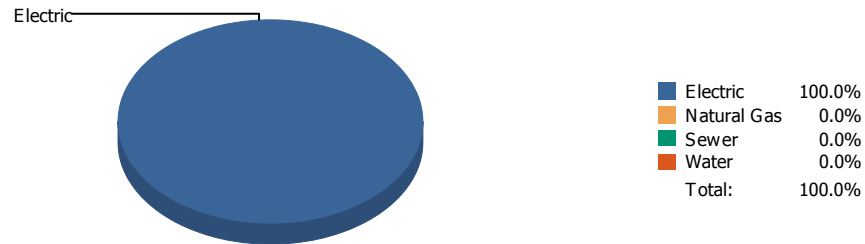


Cost

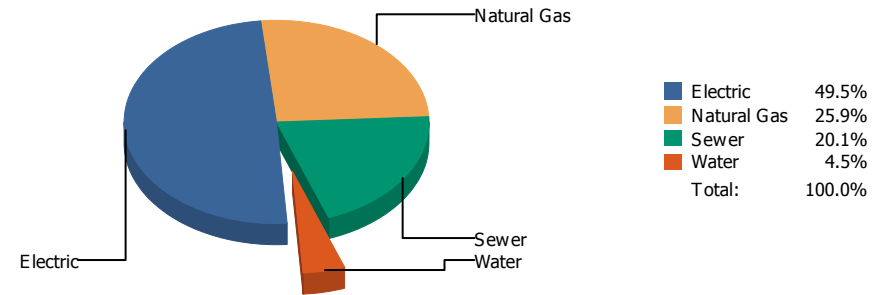


Commodity	Common Use	Energy Use	Energy Use / Area	Total Cost	Cost / Unit	Cost / Area
Place: [TELLES] R. TELLES ACADEMY 027 [BUILDING]						
Area: 38,000 SqFt						
Billing Period: Aug 2017						
ELECTRIC	25,800.00 kWh	88 MMBtu	0.002 MMBtu/SqFt	\$4,227.19	\$0.164 /kWh	\$0.111 /SqFt
NATURALGAS	25.00 CCF	3 MMBtu	0.000 MMBtu/SqFt	\$136.56	\$5.462 /CCF	\$0.004 /SqFt
SEWER	46.00 CCF			\$272.33	\$5.920 /CCF	\$0.007 /SqFt
WATER	426.00 CCF			\$1,805.65	\$4.239 /CCF	\$0.047 /SqFt
Totals:		91 MMBtu	0.002 MMBtu/SqFt	\$6,441.73		

Energy

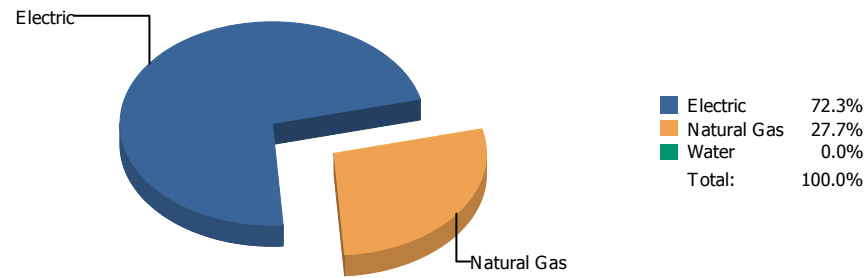


Cost

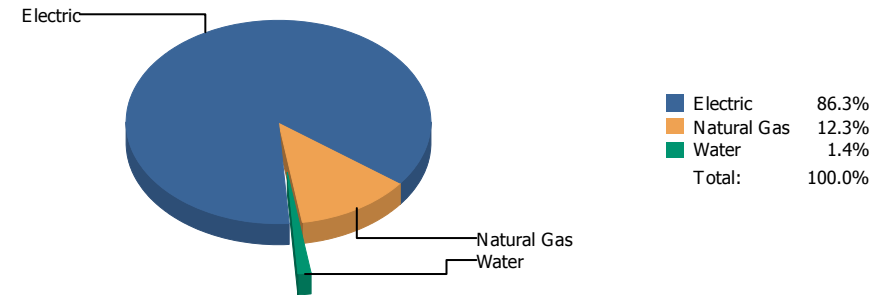


Commodity	Common Use	Energy Use	Energy Use / Area	Total Cost	Cost / Unit	Cost / Area
Place: [TENNISCENTER_2] TENNIS CENTER 000 [BUILDING]						
Area: 3,867 SqFt						
Billing Period: Aug 2017						
ELECTRIC	584.00 kWh	2 MMBtu	0.001 MMBtu/SqFt	\$233.94	\$0.401 /kWh	\$0.060 /SqFt
NATURALGAS	0.00 CCF	0 MMBtu	0.000 MMBtu/SqFt	\$122.56	\$0.000 /CCF	\$0.032 /SqFt
SEWER	5.00 CCF			\$95.21	\$19.042 /CCF	\$0.025 /SqFt
WATER	0.00 CCF			\$21.34	\$0.000 /CCF	\$0.006 /SqFt
Totals:		2 MMBtu	0.001 MMBtu/SqFt	\$473.05		

Energy

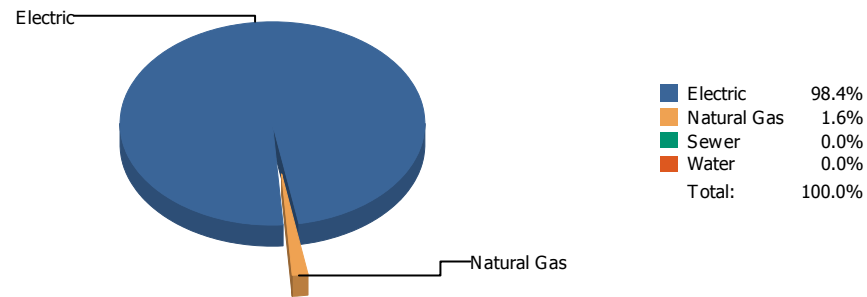


Cost

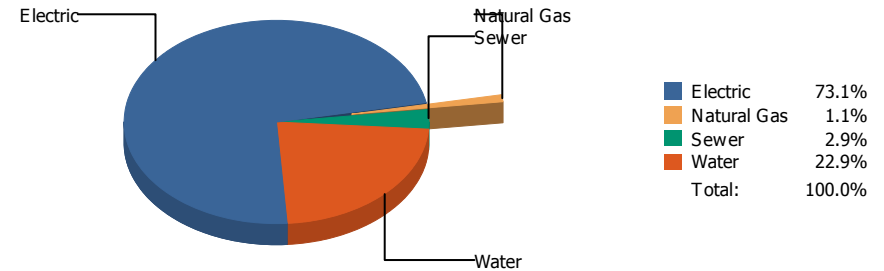


Commodity	Common Use	Energy Use	Energy Use / Area	Total Cost	Cost / Unit	Cost / Area
Place: [TERRACE] TERRACE HILLS 048 [BUILDING] Area: 138,021 SqFt Billing Period: Aug 2017						
ELECTRIC	25,650.00 kWh	88 MMBtu	0.001 MMBtu/SqFt	\$3,003.60	\$0.117 /kWh	\$0.022 /SqFt
NATURALGAS	326.00 CCF	34 MMBtu	0.000 MMBtu/SqFt	\$427.46	\$1.311 /CCF	\$0.003 /SqFt
WATER	0.00 CCF			\$50.44	\$0.000 /CCF	\$0.000 /SqFt
Totals:		121 MMBtu	0.001 MMBtu/SqFt	\$3,481.50		

Energy

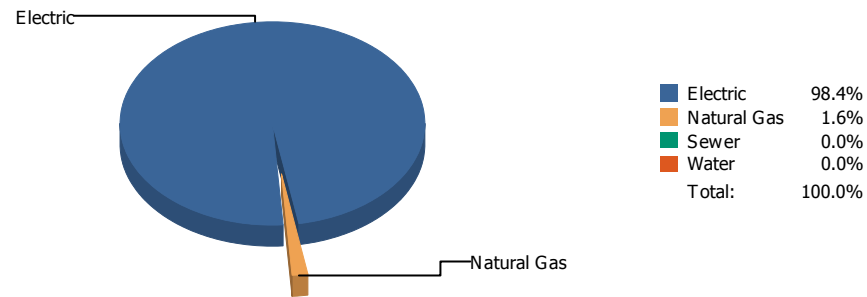


Cost

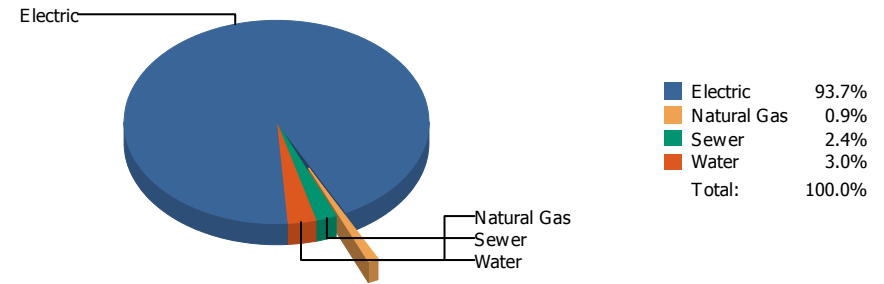


Commodity	Common Use	Energy Use	Energy Use / Area	Total Cost	Cost / Unit	Cost / Area
Place: [TIPPENELEMENTARY] TIPPIN ELEMENTARY 168 [BUILDING]						
Area: 88,360 SqFt						
Billing Period: Aug 2017						
ELECTRIC	76,560.00 kWh	261 MMBtu	0.003 MMBtu/SqFt	\$9,912.81	\$0.129 /kWh	\$0.112 /SqFt
NATURALGAS	41.00 CCF	4 MMBtu	0.000 MMBtu/SqFt	\$145.46	\$3.548 /CCF	\$0.002 /SqFt
SEWER	117.00 CCF			\$398.00	\$3.402 /CCF	\$0.005 /SqFt
WATER	586.00 CCF			\$3,107.31	\$5.303 /CCF	\$0.035 /SqFt
Totals:		266 MMBtu	0.003 MMBtu/SqFt	\$13,563.58		

Energy

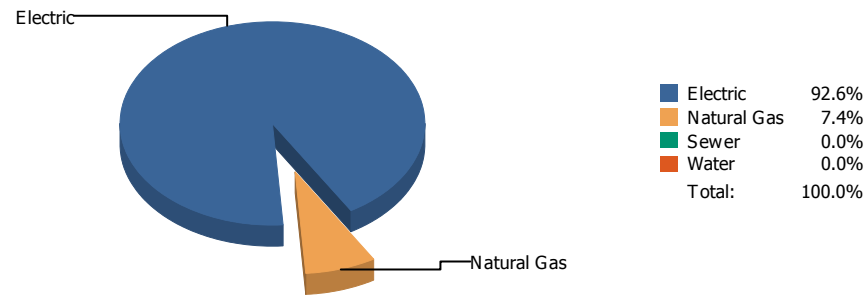


Cost

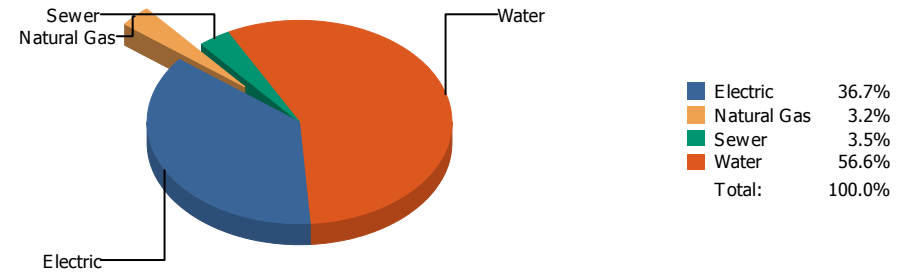


Commodity	Common Use	Energy Use	Energy Use / Area	Total Cost	Cost / Unit	Cost / Area
Place: [TOMLEA_2] TOM LEA 178 [BUILDING]						
Area: 88,828 SqFt						
Billing Period: Aug 2017						
ELECTRIC	105,680.00 kWh	361 MMBtu	0.004 MMBtu/SqFt	\$15,625.13	\$0.148 /kWh	\$0.176 /SqFt
NATURALGAS	56.00 CCF	6 MMBtu	0.000 MMBtu/SqFt	\$153.93	\$2.749 /CCF	\$0.002 /SqFt
SEWER	122.00 CCF			\$406.85	\$3.335 /CCF	\$0.005 /SqFt
WATER	122.00 CCF			\$494.28	\$4.051 /CCF	\$0.005 /SqFt
Totals:		366 MMBtu	0.004 MMBtu/SqFt	\$16,680.19		

Energy

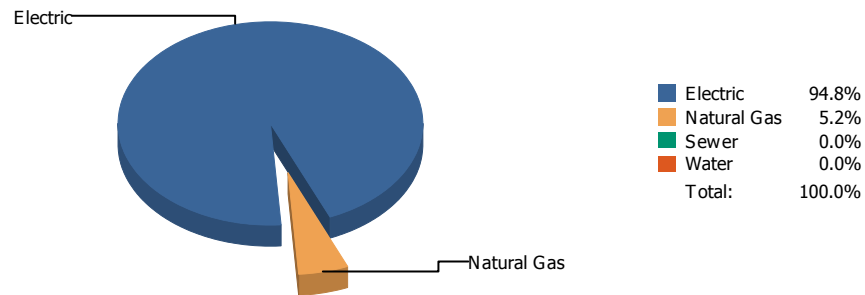


Cost

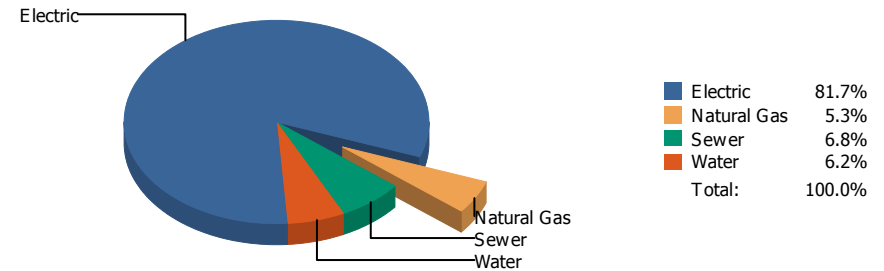


Commodity	Common Use	Energy Use	Energy Use / Area	Total Cost	Cost / Unit	Cost / Area
Place: [TRAVIS] TRAVIS 143 [BUILDING] Area: 78,925 SqFt Billing Period: Aug 2017						
ELECTRIC	25,217.00 kWh	86 MMBtu	0.001 MMBtu/SqFt	\$3,268.80	\$0.130 /kWh	\$0.041 /SqFt
NATURALGAS	67.00 CCF	7 MMBtu	0.000 MMBtu/SqFt	\$282.64	\$4.219 /CCF	\$0.004 /SqFt
SEWER	89.00 CCF			\$312.53	\$3.512 /CCF	\$0.004 /SqFt
WATER	879.00 CCF			\$5,030.88	\$5.723 /CCF	\$0.064 /SqFt
Totals:		93 MMBtu	0.001 MMBtu/SqFt	\$8,894.85		

Energy

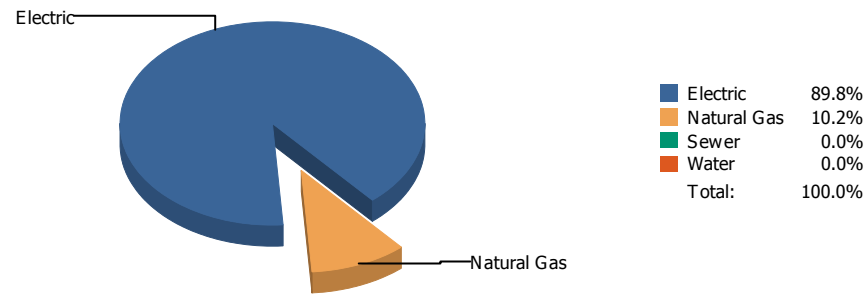


Cost

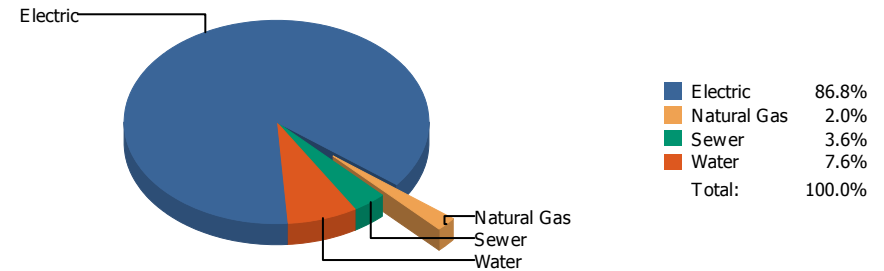


Commodity	Common Use	Energy Use	Energy Use / Area	Total Cost	Cost / Unit	Cost / Area
Place: [VILAS] VILAS 144 [BUILDING] Area: 66,992 SqFt Billing Period: Aug 2017						
ELECTRIC	29,051.00 kWh	99 MMBtu	0.001 MMBtu/SqFt	\$6,072.54	\$0.209 /kWh	\$0.090 /SqFt
NATURALGAS	53.00 CCF	5 MMBtu	0.000 MMBtu/SqFt	\$397.49	\$7.500 /CCF	\$0.006 /SqFt
SEWER	92.00 CCF			\$508.28	\$5.525 /CCF	\$0.007 /SqFt
WATER	69.00 CCF			\$458.68	\$6.648 /CCF	\$0.007 /SqFt
Totals:		105 MMBtu	0.002 MMBtu/SqFt	\$7,436.99		

Energy

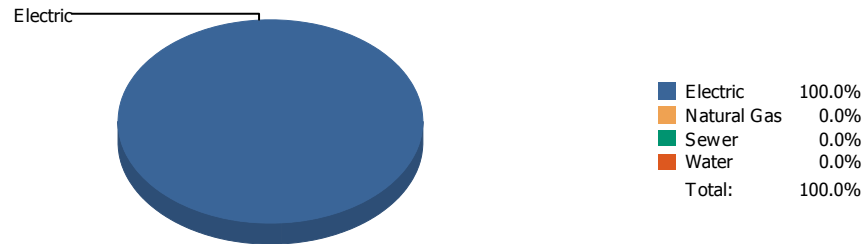


Cost

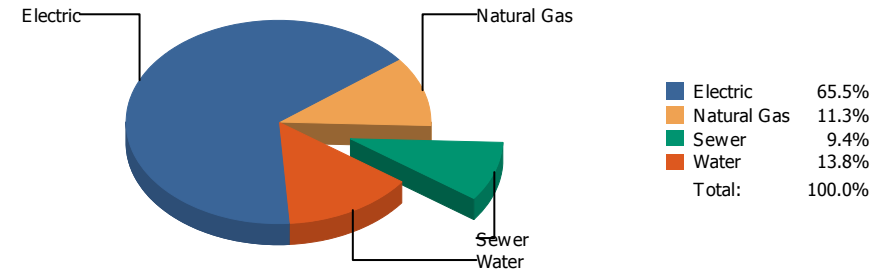


Commodity	Common Use	Energy Use	Energy Use / Area	Total Cost	Cost / Unit	Cost / Area
Place: [W HILLS] WESTERN HILLS 146 [BUILDING]						
Area: 77,753 SqFt						
Billing Period: Aug 2017						
ELECTRIC	44,280.00 kWh	151 MMBtu	0.002 MMBtu/SqFt	\$9,475.79	\$0.214 /kWh	\$0.122 /SqFt
NATURALGAS	166.00 CCF	17 MMBtu	0.000 MMBtu/SqFt	\$215.57	\$1.299 /CCF	\$0.003 /SqFt
SEWER	59.00 CCF			\$398.47	\$6.754 /CCF	\$0.005 /SqFt
WATER	299.00 CCF			\$828.28	\$2.770 /CCF	\$0.011 /SqFt
Totals:		168 MMBtu	0.002 MMBtu/SqFt	\$10,918.11		

Energy



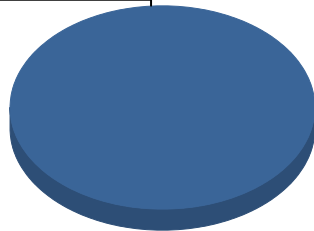
Cost



Commodity	Common Use	Energy Use	Energy Use / Area	Total Cost	Cost / Unit	Cost / Area
Place: [WAINWRIG] WAINWRIGHT 145 [BUILDING] Area: 38,227 SqFt Billing Period: Aug 2017						
ELECTRIC	11,955.00 kWh	41 MMBtu	0.001 MMBtu/SqFt	\$1,419.83	\$0.119 /kWh	\$0.037 /SqFt
NATURALGAS	0.00 CCF	0 MMBtu	0.000 MMBtu/SqFt	\$245.12	\$0.000 /CCF	\$0.006 /SqFt
SEWER	18.00 CCF			\$204.58	\$11.366 /CCF	\$0.005 /SqFt
WATER	50.00 CCF			\$299.52	\$5.990 /CCF	\$0.008 /SqFt
Totals:		41 MMBtu	0.001 MMBtu/SqFt	\$2,169.05		

Energy

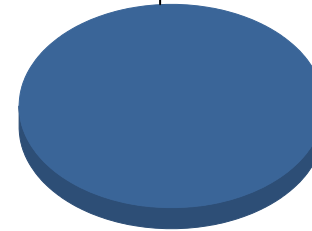
Electric



■ Electric 100.0%
Total: 100.0%

Cost

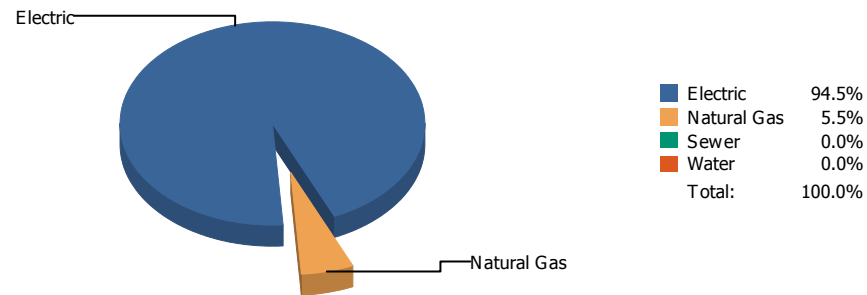
Electric



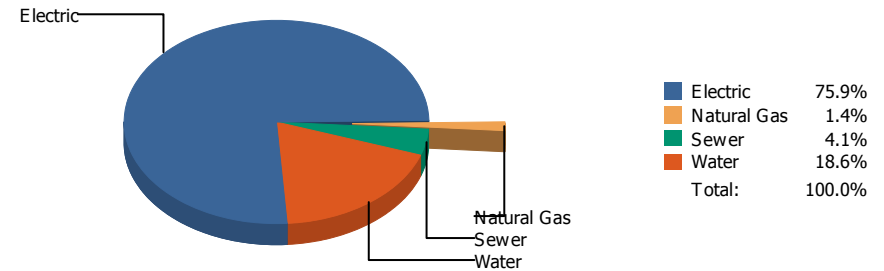
■ Electric 100.0%
Total: 100.0%

Commodity	Common Use	Energy Use	Energy Use / Area	Total Cost	Cost / Unit	Cost / Area
Place: [WESTSIDE] WESTSIDE TRANSPORTATION 951 [BUILDING]						
Area: 4,040 SqFt						
Billing Period: Aug 2017						
ELECTRIC	2,990.00 kWh	10 MMBtu	0.003 MMBtu/SqFt	\$455.00	\$0.152 /kWh	\$0.113 /SqFt
Totals:		10 MMBtu	0.003 MMBtu/SqFt	\$455.00		

Energy

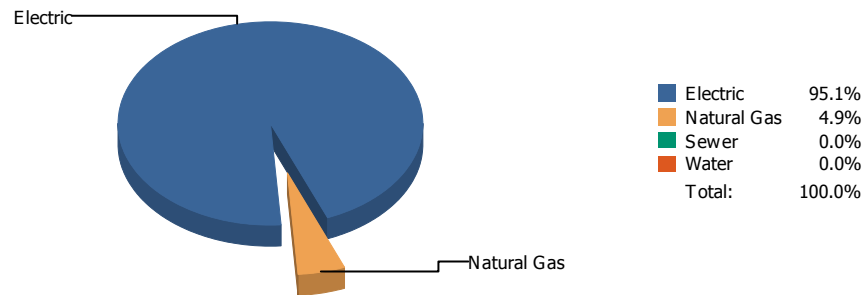


Cost

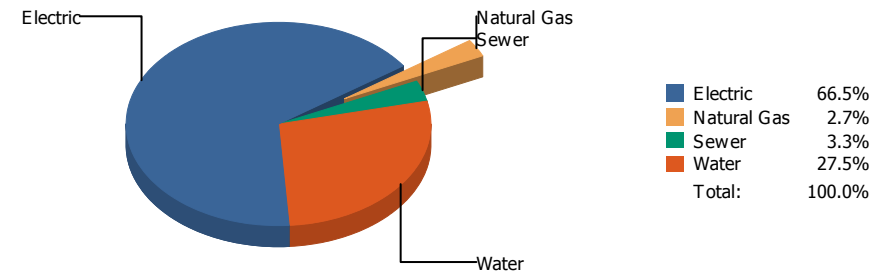


Commodity	Common Use	Energy Use	Energy Use / Area	Total Cost	Cost / Unit	Cost / Area
Place: [WHITAKER] WHITAKER 153 [BUILDING]						
Area: 89,458 SqFt						
Billing Period: Aug 2017						
ELECTRIC	88,080.00 kWh	301 MMBtu	0.003 MMBtu/SqFt	\$11,480.93	\$0.130 /kWh	\$0.128 /SqFt
NATURALGAS	171.00 CCF	18 MMBtu	0.000 MMBtu/SqFt	\$218.36	\$1.277 /CCF	\$0.002 /SqFt
SEWER	195.00 CCF			\$622.42	\$3.192 /CCF	\$0.007 /SqFt
WATER	910.00 CCF			\$2,807.64	\$3.085 /CCF	\$0.031 /SqFt
Totals:		318 MMBtu	0.004 MMBtu/SqFt	\$15,129.35		

Energy

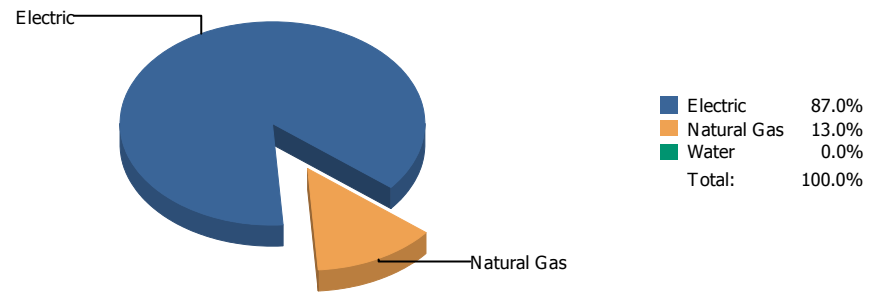


Cost

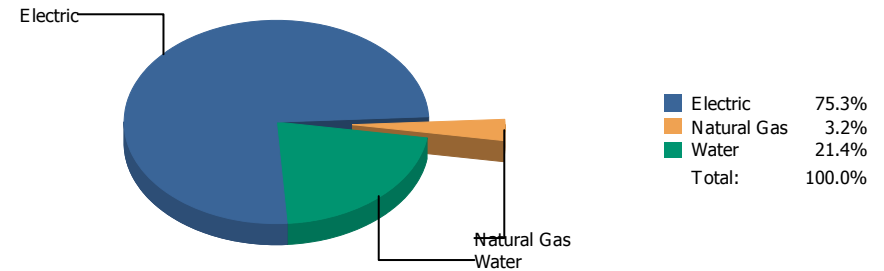


Commodity	Common Use	Energy Use	Energy Use / Area	Total Cost	Cost / Unit	Cost / Area
Place: [WHITE] ZACH WHITE ELEMENTARY NEW-1997 [BUILDING]						
Area: 92,458 SqFt						
Billing Period: Aug 2017						
ELECTRIC	39,000.00 kWh	133 MMBtu	0.001 MMBtu/SqFt	\$7,050.86	\$0.181 /kWh	\$0.076 /SqFt
NATURALGAS	67.00 CCF	7 MMBtu	0.000 MMBtu/SqFt	\$282.84	\$4.221 /CCF	\$0.003 /SqFt
SEWER	102.00 CCF			\$353.26	\$3.463 /CCF	\$0.004 /SqFt
WATER	690.00 CCF			\$2,917.11	\$4.228 /CCF	\$0.031 /SqFt
Totals:		140 MMBtu	0.002 MMBtu/SqFt	\$10,604.07		

Energy

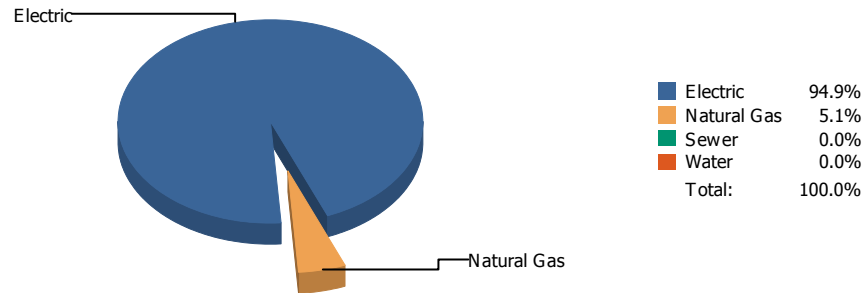


Cost

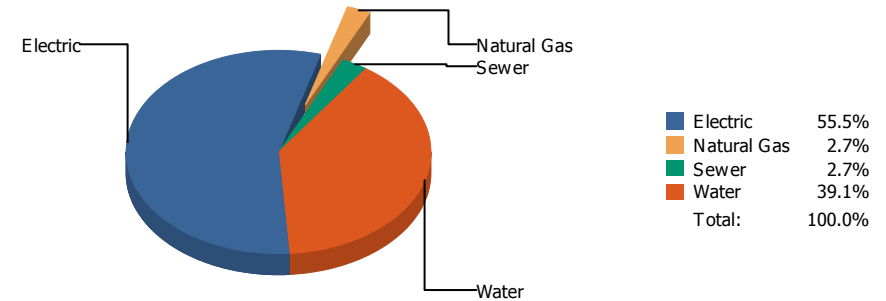


Commodity	Common Use	Energy Use	Energy Use / Area	Total Cost	Cost / Unit	Cost / Area
Place: [WIGGS] WIGGS 052 [BUILDING]						
Area: 110,689 SqFt						
Billing Period: Aug 2017						
ELECTRIC	30,800.00 kWh	105 MMBtu	0.001 MMBtu/SqFt	\$4,895.49	\$0.159 /kWh	\$0.044 /SqFt
NATURALGAS	153.00 CCF	16 MMBtu	0.000 MMBtu/SqFt	\$208.28	\$1.361 /CCF	\$0.002 /SqFt
WATER	413.00 CCF			\$1,393.25	\$3.373 /CCF	\$0.013 /SqFt
Totals:		121 MMBtu	0.001 MMBtu/SqFt	\$6,497.02		

Energy

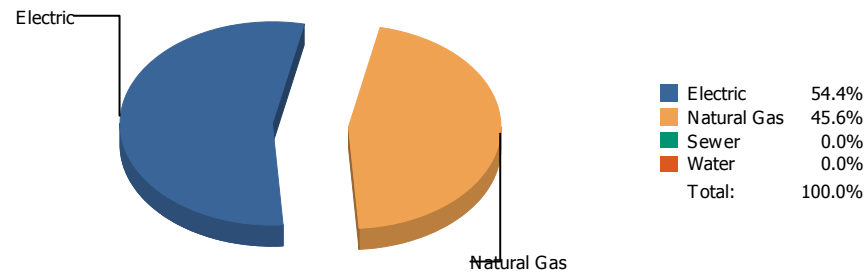


Cost

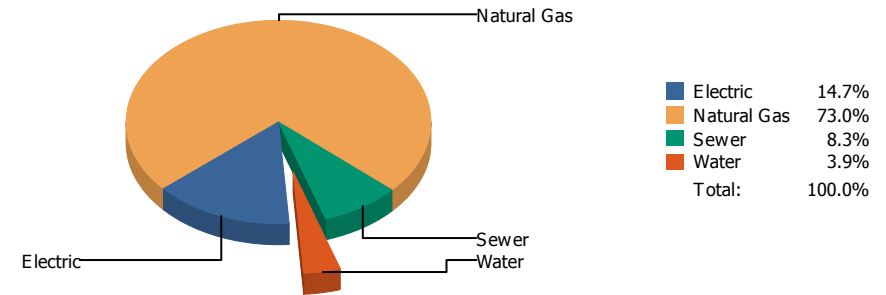


Commodity	Common Use	Energy Use	Energy Use / Area	Total Cost	Cost / Unit	Cost / Area
Place: [ZAVALA] ZAVALA 148 [BUILDING] Area: 53,356 SqFt Billing Period: Aug 2017						
ELECTRIC	19,500.00 kWh	67 MMBtu	0.001 MMBtu/SqFt	\$2,975.23	\$0.153 /kWh	\$0.056 /SqFt
NATURALGAS	35.00 CCF	4 MMBtu	0.000 MMBtu/SqFt	\$142.14	\$4.061 /CCF	\$0.003 /SqFt
SEWER	34.00 CCF			\$146.54	\$4.310 /CCF	\$0.003 /SqFt
WATER	354.00 CCF			\$2,093.14	\$5.913 /CCF	\$0.039 /SqFt
Totals:		70 MMBtu	0.001 MMBtu/SqFt	\$5,357.05		

Energy

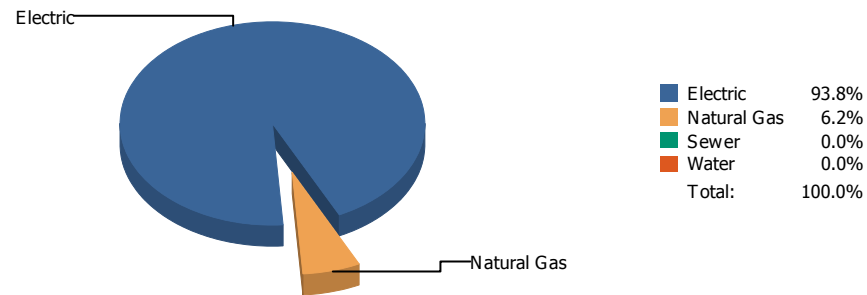


Cost

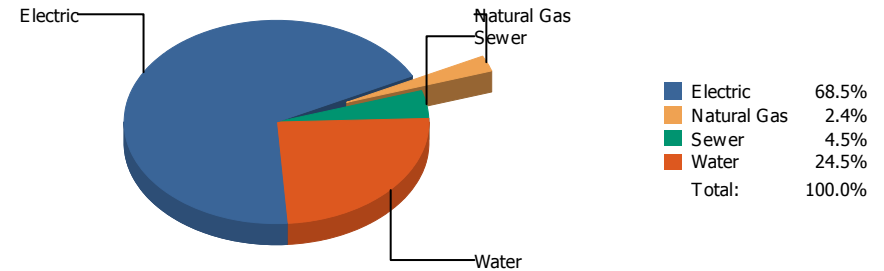


Commodity	Common Use	Energy Use	Energy Use / Area	Total Cost	Cost / Unit	Cost / Area
Place: [ZUNI] ZUNI COTTAGES 952 [BUILDING] Area: 3,505 SqFt Billing Period: Aug 2017						
ELECTRIC	36.00 kWh	0 MMBtu	0.000 MMBtu/SqFt	\$49.36	\$1.371 /kWh	\$0.014 /SqFt
NATURALGAS	1.00 CCF	0 MMBtu	0.000 MMBtu/SqFt	\$245.67	\$245.670 /CCF	\$0.070 /SqFt
SEWER	0.00 CCF			\$28.04	\$0.000 /CCF	\$0.008 /SqFt
WATER	0.00 CCF			\$13.26	\$0.000 /CCF	\$0.004 /SqFt
Totals:		0 MMBtu	0.000 MMBtu/SqFt	\$336.33		

Energy



Cost



Commodity	Common Use	Energy Use	Energy Use / Area	Total Cost	Cost / Unit	Cost / Area
Place Summary Report						
Area: 10,748,824 SqFt						
Billing Period: Aug 2017						
ELECTRIC	5,834,406.00 kWh	19,913 MMBtu	0.002 MMBtu/SqFt	\$822,806.78	\$0.141 /kWh	\$0.077 /SqFt
NATURALGAS	12,676.00 CCF	1,306 MMBtu	0.000 MMBtu/SqFt	\$29,395.98	\$2.319 /CCF	\$0.003 /SqFt
SEWER	17,686.00 CCF			\$54,560.96	\$3.085 /CCF	\$0.005 /SqFt
WATER	74,767.00 CCF			\$293,560.61	\$3.926 /CCF	\$0.027 /SqFt
Totals:		21,218 MMBtu	0.002 MMBtu/SqFt	\$1,200,324.33		

* Please note per area calculations only include buildings with a floor area greater than 0.

Requested by: deiland

Client version:

Report version: 7

Filters: Place Name Not one of NORTHEAST BOOK DEPOSITORY 814;ZACH WHITE MODULAR SCHOOL 147;START SCHOOL EARLY 1 DAY VALUE;STADIUM RATE
CHANGES;SKY PARK IB1;SKY PARK I 200;SKY PARK;REMCON COTTAGES;PARKDALE COTTAGES 957;NEW COMPUTERS SINCE JUNE 1990;Lighting;HONDO
PASS COTTAGES;Butterfield Trail Warehouse;BRANON COTTAGES 955;BLUE FLAME BLDG.;BARCELONA COTTAGES;ALL REFUNDS AND REBATES ; Bill is Void
Equals 0; Bill Account is Active Equals 1; Bill is From a Vendor Equals 1; ; Billing Period Equals Aug 2017

Record count: 0