

elpaso

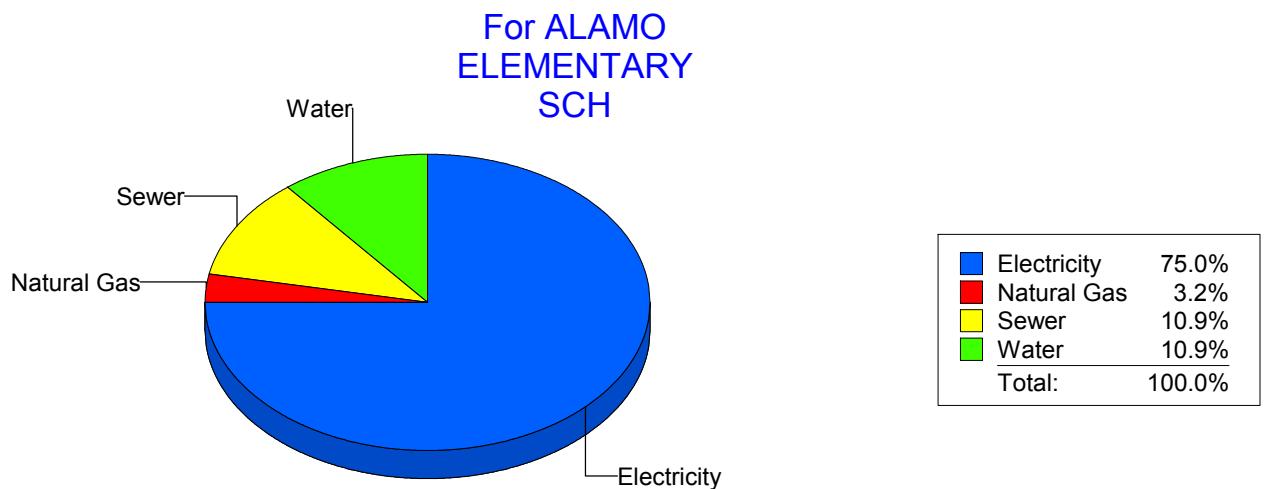
Energy CAP

Cost Avoidance Program

Cost Summary Graph

Grouped by Energy Type

Energy Type	Use	Units	Meter Cost	Special Charges	Total Cost	Avg Unit Cost	% of Total Cost
Site: ALAMO ELEMENTARY SCH - ALAMO ELEMENTARY SCH							
Electricity	6,500	KWH	\$858.32	\$0.00	\$858.32	0.1320	74.96%
Natural Gas	0	CCF	\$37.02	\$0.00	\$37.02	0.0000	3.23%
Water	0	CCF	\$125.26	\$0.00	\$125.26	0.0000	10.94%
Sewer	0	CCF	\$124.48	\$0.00	\$124.48	0.0000	10.87%
Total Cost:			\$1,145.08	\$0.00	\$1,145.08		



Filters: Cost Center Name Not Equal To DoNotReport; Billing Period Equal To 201202All Meter CodesAll Group Names

elpaso

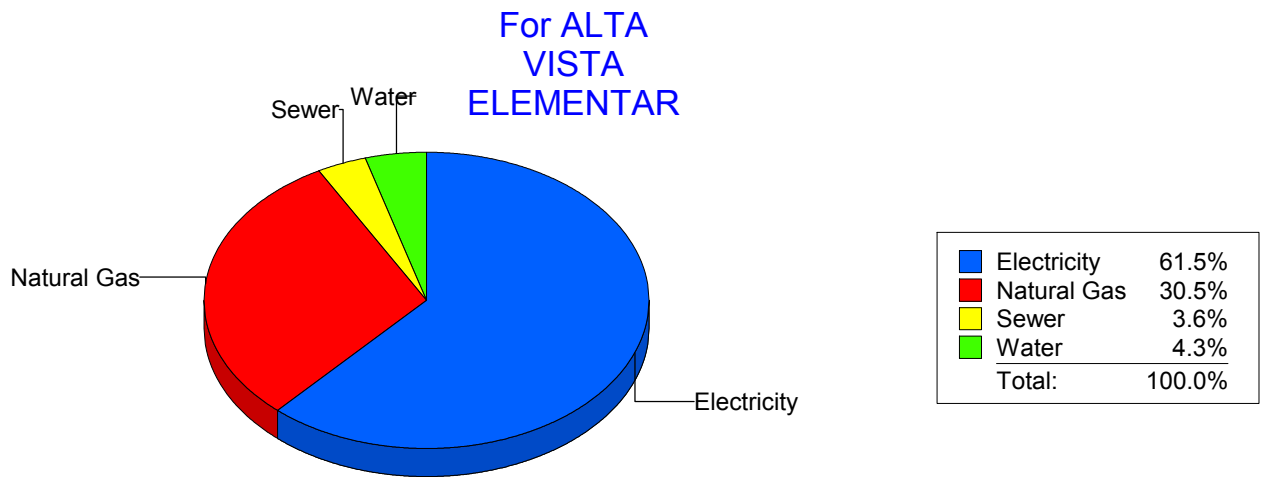
Energy CAP

Cost Avoidance Program

Cost Summary Graph

Grouped by Energy Type

Energy Type	Use	Units	Meter Cost	Special Charges	Total Cost	Avg Unit Cost	% of Total Cost
Site: ALTA VISTA ELEMENTAR - ALTA VISTA ELEMENTAR							
Electricity	27,900	KWH	\$2,937.65	\$0.00	\$2,937.65	0.1053	61.53%
Natural Gas	2,671	CCF	\$1,457.60	\$0.00	\$1,457.60	0.5457	30.53%
Water	99	CCF	\$206.18	\$0.00	\$206.18	2.0826	4.32%
Sewer	87	CCF	\$172.73	\$0.00	\$172.73	1.9854	3.62%
Total Cost:			\$4,774.16	\$0.00	\$4,774.16		



Filters: Cost Center Name Not Equal To DoNotReport; Billing Period Equal To 201202All Meter CodesAll Group Names

elpaso

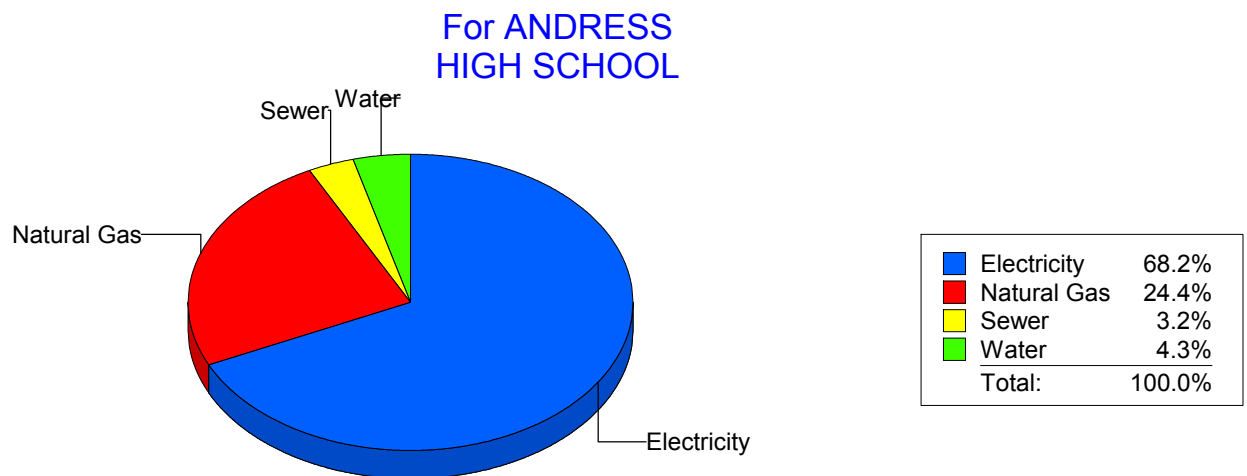
Energy CAP

Cost Avoidance Program

Cost Summary Graph

Grouped by Energy Type

Energy Type	Use	Units	Meter Cost	Special Charges	Total Cost	Avg Unit Cost	% of Total Cost
Site: ANDRESS HIGH SCHOOL - ANDRESS HIGH SCHOOL							
Electricity	159,482	KWH	\$16,658.65	\$0.00	\$16,658.65	0.1045	68.17%
Natural Gas	11,401	CCF	\$5,960.08	\$0.00	\$5,960.08	0.5228	24.39%
Water	634	CCF	\$1,044.49	\$0.00	\$1,044.49	1.6475	4.27%
Sewer	502	CCF	\$775.15	\$0.00	\$775.15	1.5441	3.17%
Total Cost:			\$24,438.37	\$0.00	\$24,438.37		



Filters: Cost Center Name Not Equal To DoNotReport; Billing Period Equal To 201202All Meter CodesAll Group Names

elpaso

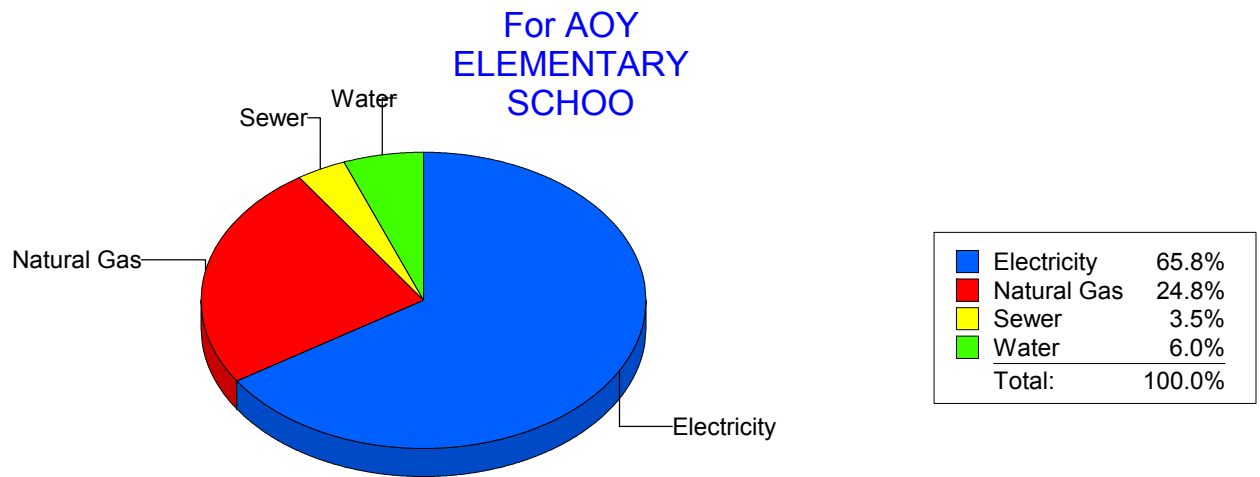
Energy CAP

Cost Avoidance Program

Cost Summary Graph

Grouped by Energy Type

Energy Type	Use	Units	Meter Cost	Special Charges	Total Cost	Avg Unit Cost	% of Total Cost
Site: AOY ELEMENTARY SCHOO - AOY ELEMENTARY SCHOO							
Electricity	66,559	KWH	\$6,638.92	\$0.00	\$6,638.92	0.0997	65.76%
Natural Gas	4,711	CCF	\$2,503.37	\$0.00	\$2,503.37	0.5314	24.80%
Water	144	CCF	\$601.43	\$0.00	\$601.43	4.1766	5.96%
Sewer	71	CCF	\$351.60	\$0.00	\$351.60	4.9521	3.48%
Total Cost:			\$10,095.32	\$0.00	\$10,095.32		



Filters: Cost Center Name Not Equal To DoNotReport; Billing Period Equal To 201202All Meter CodesAll Group Names

elpaso

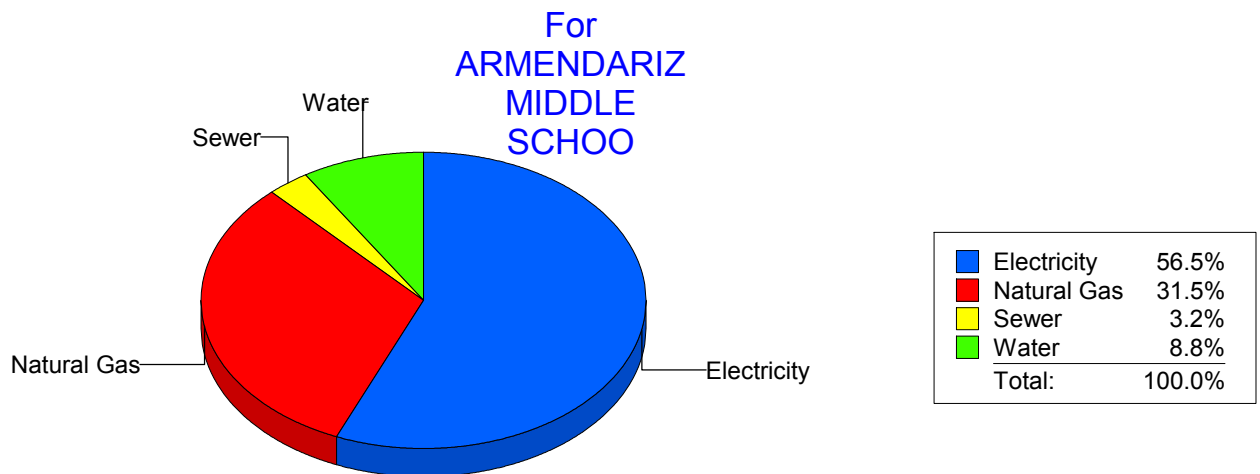
Energy CAP

Cost Avoidance Program

Cost Summary Graph

Grouped by Energy Type

Energy Type	Use	Units	Meter Cost	Special Charges	Total Cost	Avg Unit Cost	% of Total Cost
Site: ARMENDARIZ MIDDLE SCHOO - ARMENDARIZ MIDDLE SCHOO							
Electricity	76,000	KWH	\$7,073.69	\$0.00	\$7,073.69	0.0931	56.45%
Natural Gas	7,597	CCF	\$3,949.01	\$0.00	\$3,949.01	0.5198	31.52%
Water	412	CCF	\$1,107.46	\$0.00	\$1,107.46	2.6880	8.84%
Sewer	148	CCF	\$399.91	\$0.00	\$399.91	2.7021	3.19%
Total Cost:			\$12,530.07	\$0.00	\$12,530.07		



Filters: Cost Center Name Not Equal To DoNotReport; Billing Period Equal To 201202All Meter CodesAll Group Names

elpaso

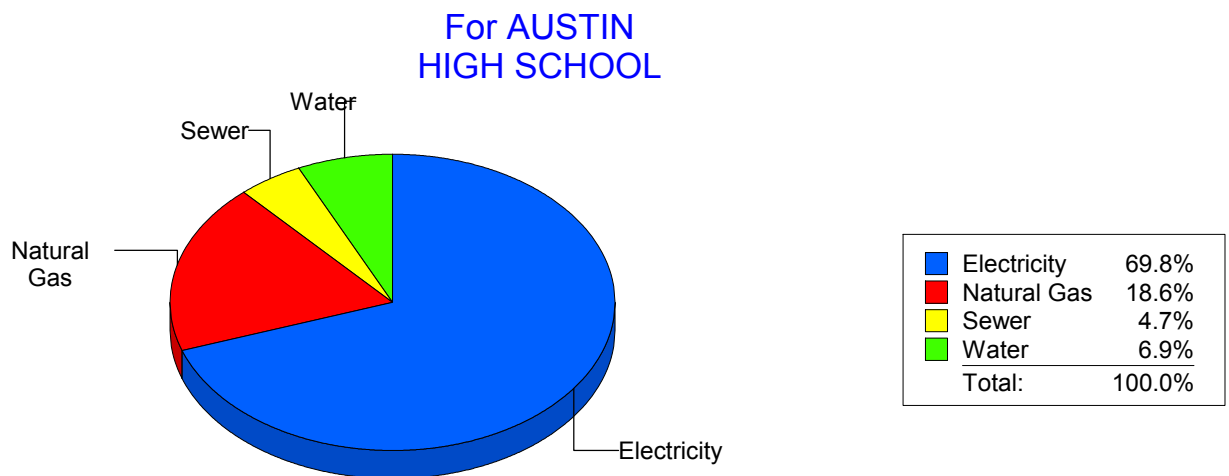
Energy CAP

Cost Avoidance Program

Cost Summary Graph

Grouped by Energy Type

Energy Type	Use	Units	Meter Cost	Special Charges	Total Cost	Avg Unit Cost	% of Total Cost
Site: AUSTIN HIGH SCHOOL - AUSTIN HIGH SCHOOL							
Electricity	165,334	KWH	\$16,698.32	\$0.00	\$16,698.32	0.1010	69.75%
Natural Gas	8,389	CCF	\$4,459.21	\$0.00	\$4,459.21	0.5316	18.63%
Water	656	CCF	\$1,660.02	\$0.00	\$1,660.02	2.5305	6.93%
Sewer	452	CCF	\$1,122.42	\$0.00	\$1,122.42	2.4832	4.69%
Total Cost:			\$23,939.97	\$0.00	\$23,939.97		



Filters: Cost Center Name Not Equal To DoNotReport; Billing Period Equal To 201202All Meter CodesAll Group Names

elpaso

Energy CAP

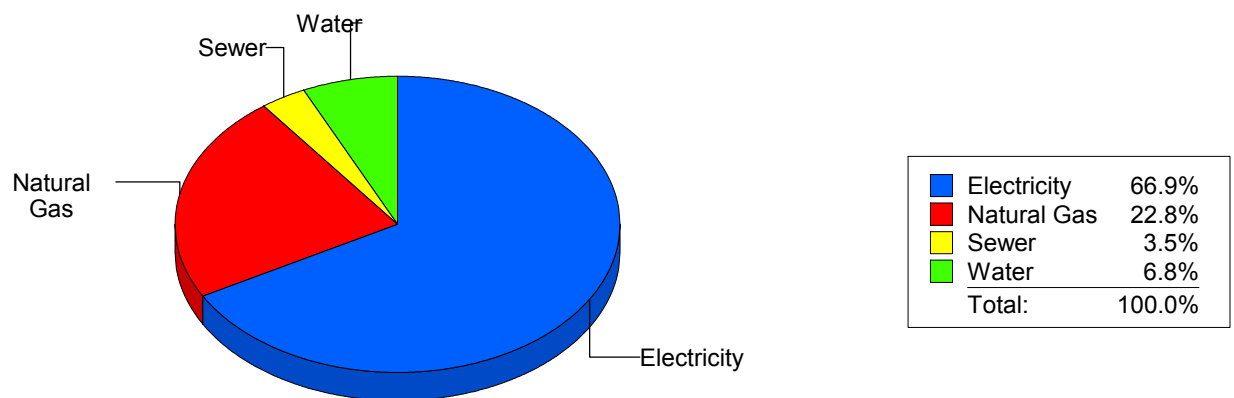
Cost Avoidance Program

Cost Summary Graph

Grouped by Energy Type

Energy Type	Use	Units	Meter Cost	Special Charges	Total Cost	Avg Unit Cost	% of Total Cost
Site: BARRON - BARRON							
Electricity	59,212	KWH	\$6,585.25	\$0.00	\$6,585.25	0.1112	66.93%
Natural Gas	4,189	CCF	\$2,238.47	\$0.00	\$2,238.47	0.5344	22.75%
Water	133	CCF	\$670.33	\$0.00	\$670.33	5.0401	6.81%
Sewer	86	CCF	\$344.41	\$0.00	\$344.41	4.0048	3.50%
Total Cost:			\$9,838.46	\$0.00	\$9,838.46		

For BARRON



Filters: Cost Center Name Not Equal To DoNotReport; Billing Period Equal To 201202All Meter CodesAll Group Names

elpaso

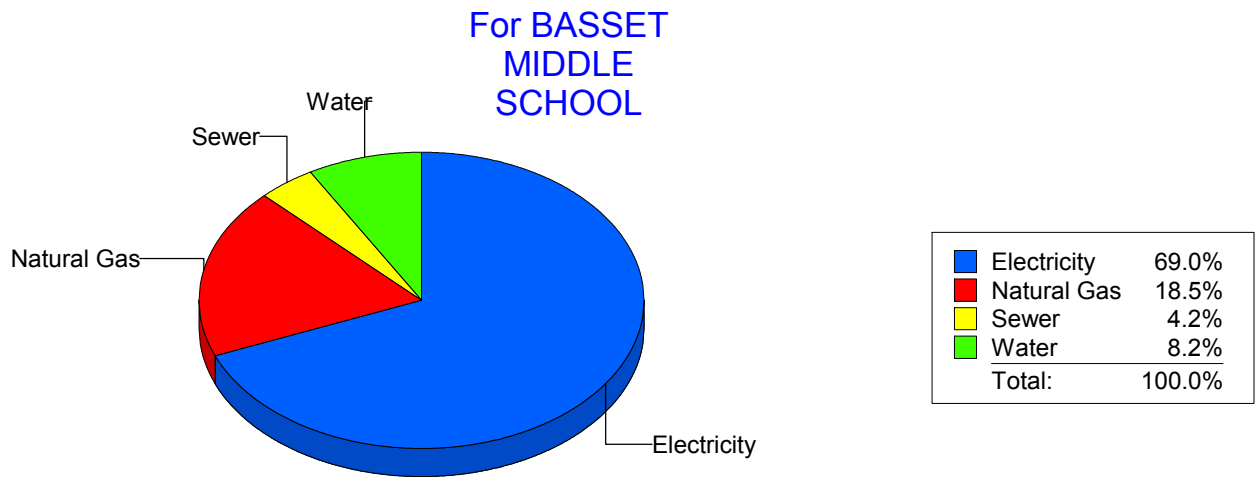
Energy CAP

Cost Avoidance Program

Cost Summary Graph

Grouped by Energy Type

Energy Type	Use	Units	Meter Cost	Special Charges	Total Cost	Avg Unit Cost	% of Total Cost
Site: BASSET MIDDLE SCHOOL - BASSET MIDDLE SCHOOL							
Electricity	81,869	KWH	\$8,168.91	\$0.00	\$8,168.91	0.0998	69.00%
Natural Gas	4,026	CCF	\$2,192.68	\$0.00	\$2,192.68	0.5446	18.52%
Water	487	CCF	\$976.03	\$0.00	\$976.03	2.0042	8.24%
Sewer	286	CCF	\$500.83	\$0.00	\$500.83	1.7512	4.23%
Total Cost:			\$11,838.45	\$0.00	\$11,838.45		



Filters: Cost Center Name Not Equal To DoNotReport; Billing Period Equal To 201202All Meter CodesAll Group Names

elpaso

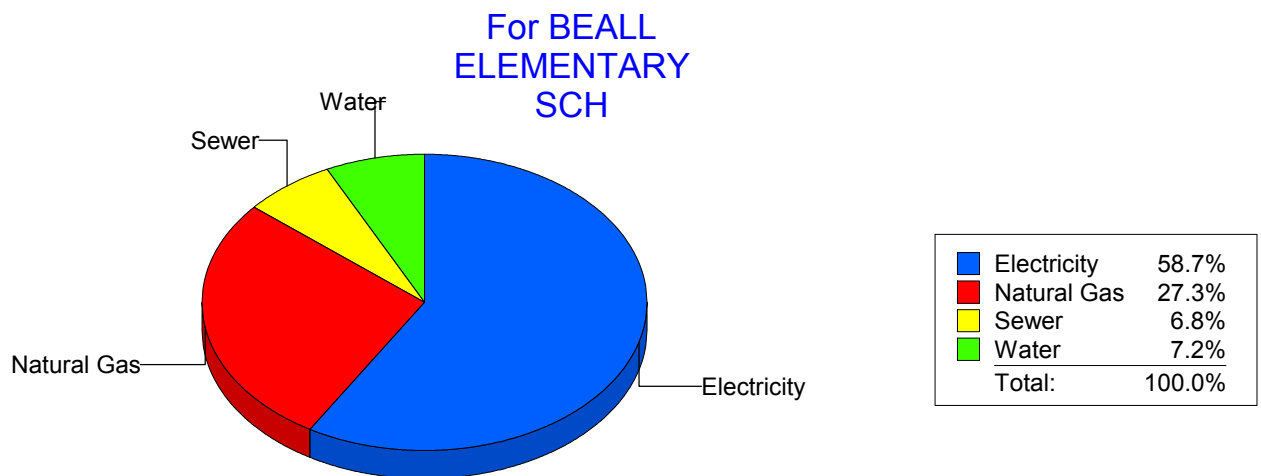
Energy CAP

Cost Avoidance Program

Cost Summary Graph

Grouped by Energy Type

Energy Type	Use	Units	Meter Cost	Special Charges	Total Cost	Avg Unit Cost	% of Total Cost
Site: BEALL ELEMENTARY SCH - BEALL ELEMENTARY SCH							
Electricity	24,533	KWH	\$2,491.52	\$0.00	\$2,491.52	0.1016	58.71%
Natural Gas	2,083	CCF	\$1,157.04	\$0.00	\$1,157.04	0.5555	27.27%
Water	124	CCF	\$304.99	\$0.00	\$304.99	2.4596	7.19%
Sewer	120	CCF	\$290.01	\$0.00	\$290.01	2.4168	6.83%
Total Cost:			\$4,243.56	\$0.00	\$4,243.56		



Filters: Cost Center Name Not Equal To DoNotReport; Billing Period Equal To 201202All Meter CodesAll Group Names

elpaso

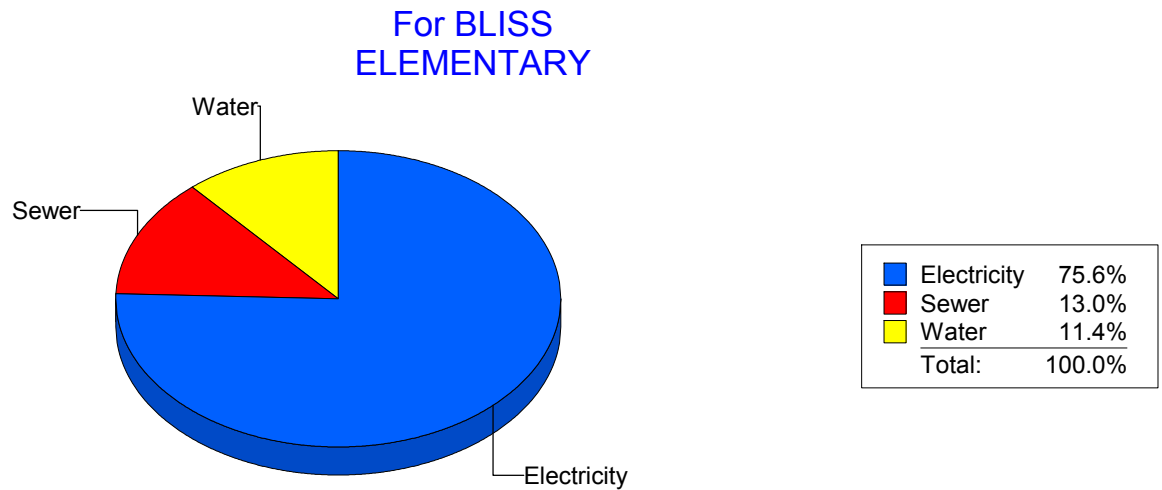
Energy CAP

Cost Avoidance Program

Cost Summary Graph

Grouped by Energy Type

Energy Type	Use	Units	Meter Cost	Special Charges	Total Cost	Avg Unit Cost	% of Total Cost
Site: BLISS ELEMENTARY - BLISS ELEMENTARY							
Electricity	25,415	KWH	\$2,625.33	\$0.00	\$2,625.33	0.1033	75.56%
Water	188	CCF	\$397.79	\$0.00	\$397.79	2.1159	11.45%
Sewer	247	CCF	\$451.30	\$0.00	\$451.30	1.8271	12.99%
Total Cost:			\$3,474.42	\$0.00	\$3,474.42		



Filters: Cost Center Name Not Equal To DoNotReport; Billing Period Equal To 201202All Meter CodesAll Group Names

elpaso

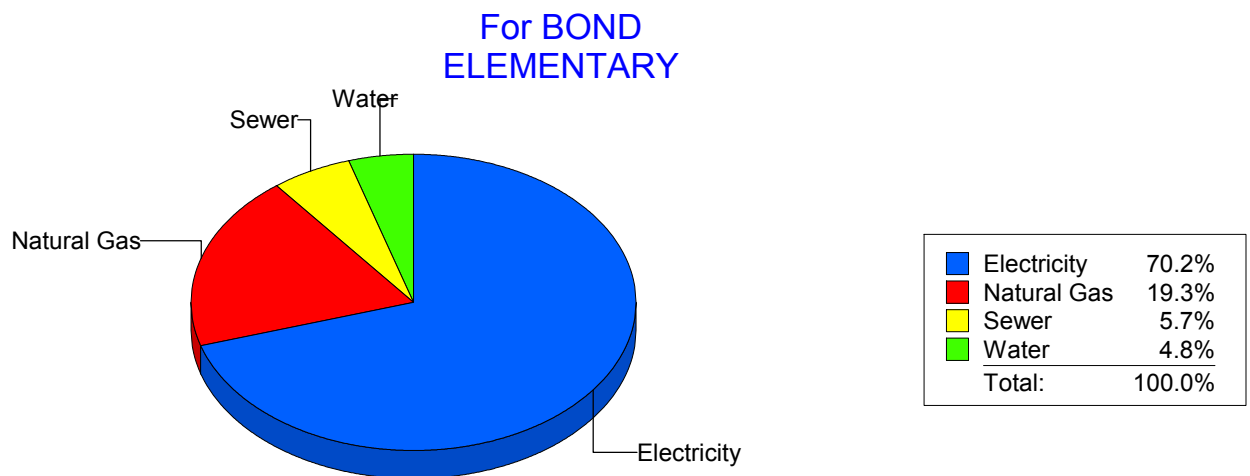
Energy CAP

Cost Avoidance Program

Cost Summary Graph

Grouped by Energy Type

Energy Type	Use	Units	Meter Cost	Special Charges	Total Cost	Avg Unit Cost	% of Total Cost
Site: BOND - BOND ELEMENTARY							
Electricity	34,658 KWH		\$4,331.81	\$0.00	\$4,331.81	0.1250	70.16%
Natural Gas	2,155 CCF		\$1,193.59	\$0.00	\$1,193.59	0.5539	19.33%
Water	120 CCF		\$299.19	\$0.00	\$299.19	2.4933	4.85%
Sewer	167 CCF		\$349.70	\$0.00	\$349.70	2.0940	5.66%
Total Cost:			\$6,174.29	\$0.00	\$6,174.29		



Filters: Cost Center Name Not Equal To DoNotReport; Billing Period Equal To 201202All Meter CodesAll Group Names

elpaso

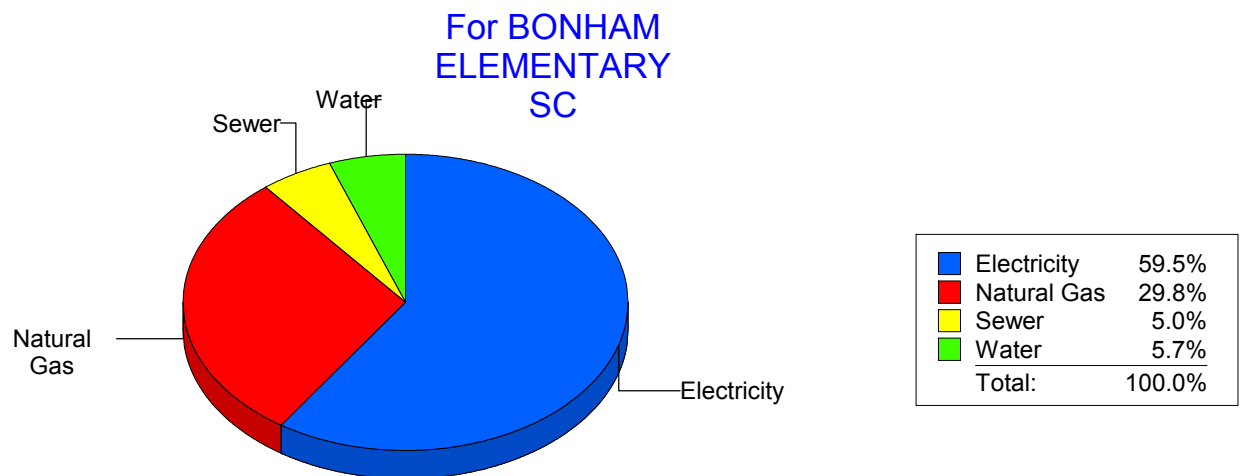
Energy CAP

Cost Avoidance Program

Cost Summary Graph

Grouped by Energy Type

Energy Type	Use	Units	Meter Cost	Special Charges	Total Cost	Avg Unit Cost	% of Total Cost
Site: BONHAM ELEMENTARY SC - BONHAM ELEMENTARY SC							
Electricity	26,490	KWH	\$3,481.91	\$0.00	\$3,481.91	0.1314	59.45%
Natural Gas	3,217	CCF	\$1,746.99	\$0.00	\$1,746.99	0.5430	29.83%
Water	150	CCF	\$333.14	\$0.00	\$333.14	2.2209	5.69%
Sewer	136	CCF	\$294.55	\$0.00	\$294.55	2.1658	5.03%
Total Cost:			\$5,856.59	\$0.00	\$5,856.59		



Filters: Cost Center Name Not Equal To DoNotReport; Billing Period Equal To 201202All Meter CodesAll Group Names

elpaso

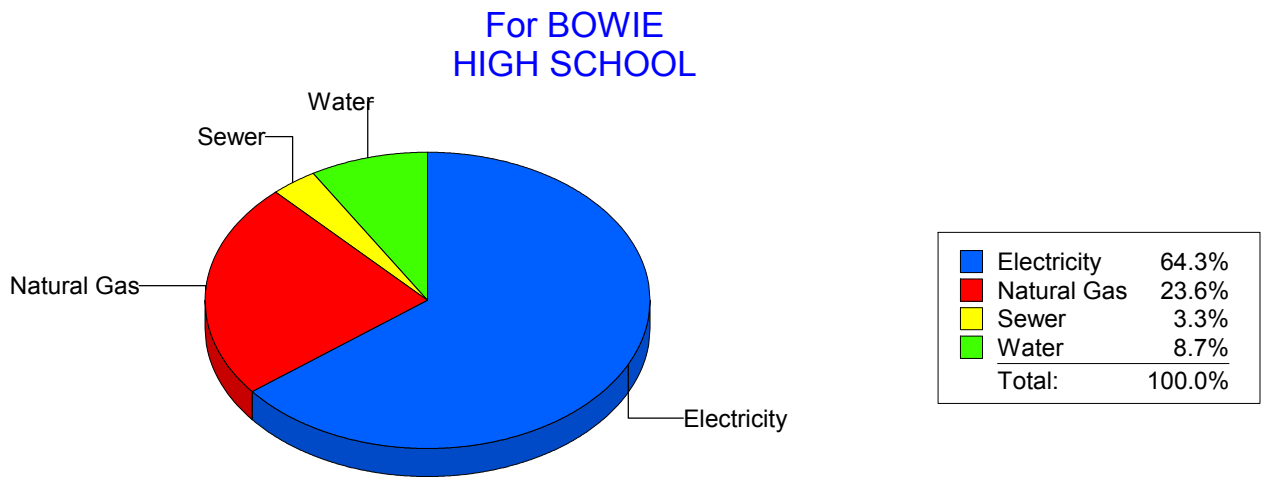
Energy CAP

Cost Avoidance Program

Cost Summary Graph

Grouped by Energy Type

Energy Type	Use	Units	Meter Cost	Special Charges	Total Cost	Avg Unit Cost	% of Total Cost
Site: BOWIE HIGH SCHOOL - BOWIE HIGH SCHOOL							
Electricity	226,744	KWH	\$21,754.77	\$0.00	\$21,754.77	0.0959	64.31%
Natural Gas	15,421	CCF	\$7,997.49	\$0.00	\$7,997.49	0.5186	23.64%
Water	1,921	CCF	\$2,945.11	\$0.00	\$2,945.11	1.5331	8.71%
Sewer	564	CCF	\$1,128.08	\$0.00	\$1,128.08	2.0001	3.34%
Total Cost:			\$33,825.45	\$0.00	\$33,825.45		



Filters: Cost Center Name Not Equal To DoNotReport; Billing Period Equal To 201202All Meter CodesAll Group Names

elpaso

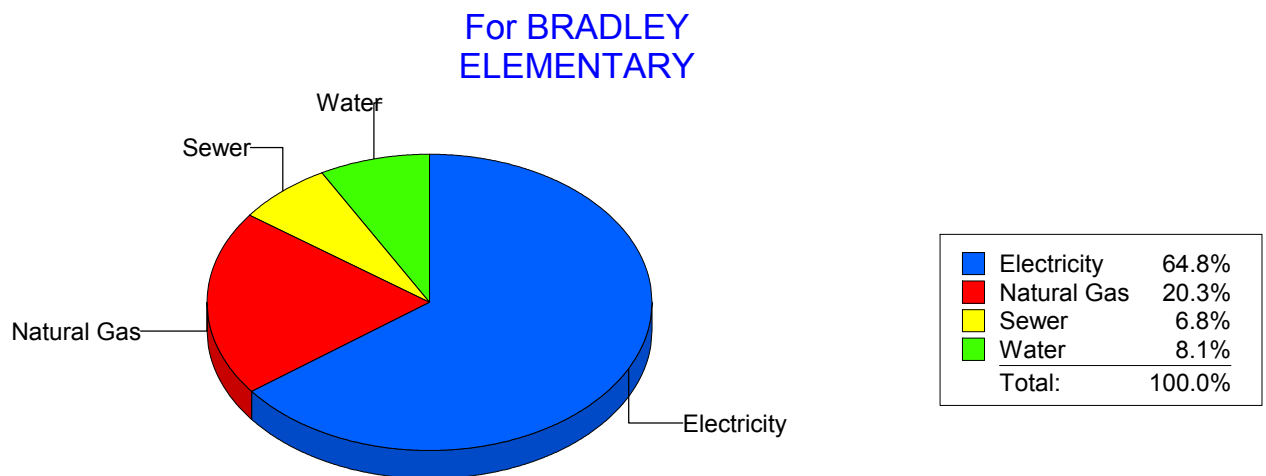
Energy CAP

Cost Avoidance Program

Cost Summary Graph

Grouped by Energy Type

Energy Type	Use	Units	Meter Cost	Special Charges	Total Cost	Avg Unit Cost	% of Total Cost
Site: BRADLEY ELEMENTARY - BRADLEY ELEMENTARY							
Electricity	32,600	KWH	\$3,186.90	\$0.00	\$3,186.90	0.0978	64.80%
Natural Gas	1,849	CCF	\$999.48	\$0.00	\$999.48	0.5406	20.32%
Water	140	CCF	\$396.48	\$0.00	\$396.48	2.8320	8.06%
Sewer	97	CCF	\$335.14	\$0.00	\$335.14	3.4551	6.81%
Total Cost:			\$4,918.00	\$0.00	\$4,918.00		



Filters: Cost Center Name Not Equal To DoNotReport; Billing Period Equal To 201202All Meter CodesAll Group Names

el Paso

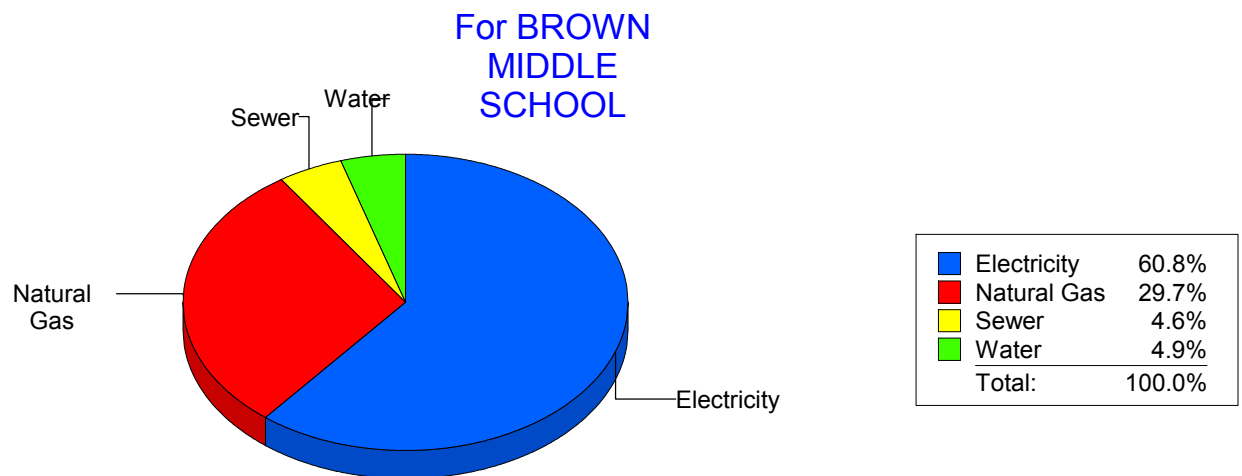
Energy CAP

Cost Avoidance Program

Cost Summary Graph

Grouped by Energy Type

Energy Type	Use	Units	Meter Cost	Special Charges	Total Cost	Avg Unit Cost	% of Total Cost
Site: BROWN MIDDLE SCHOOL - BROWN MIDDLE SCHOOL							
Electricity	106,800	KWH	\$9,562.66	\$0.00	\$9,562.66	0.0895	60.81%
Natural Gas	9,018	CCF	\$4,675.28	\$0.00	\$4,675.28	0.5184	29.73%
Water	368	CCF	\$763.44	\$0.00	\$763.44	2.0746	4.85%
Sewer	403	CCF	\$723.76	\$0.00	\$723.76	1.7959	4.60%
Total Cost:			\$15,725.14	\$0.00	\$15,725.14		



Filters: Cost Center Name Not Equal To DoNotReport; Billing Period Equal To 201202All Meter CodesAll Group Names

elpaso

Energy CAP

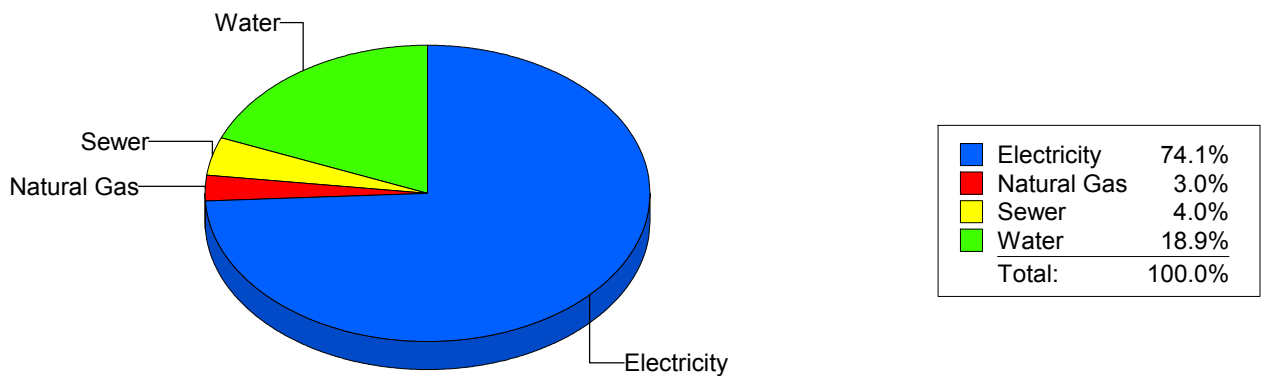
Cost Avoidance Program

Cost Summary Graph

Grouped by Energy Type

Energy Type	Use	Units	Meter Cost	Special Charges	Total Cost	Avg Unit Cost	% of Total Cost
Site: BURGESS HIGH SCHOOL - BURGESS HIGH SCHOOL							
Electricity	124,555	KWH	\$11,899.07	\$0.00	\$11,899.07	0.0955	74.05%
Natural Gas	707	CCF	\$478.20	\$0.00	\$478.20	0.6764	2.98%
Water	872	CCF	\$3,040.66	\$0.00	\$3,040.66	3.4870	18.92%
Sewer	237	CCF	\$650.55	\$0.00	\$650.55	2.7449	4.05%
Total Cost:			\$16,068.48	\$0.00	\$16,068.48		

For BURGESS
HIGH SCHOOL



Filters: Cost Center Name Not Equal To DoNotReport; Billing Period Equal To 201202All Meter CodesAll Group Names

elpaso

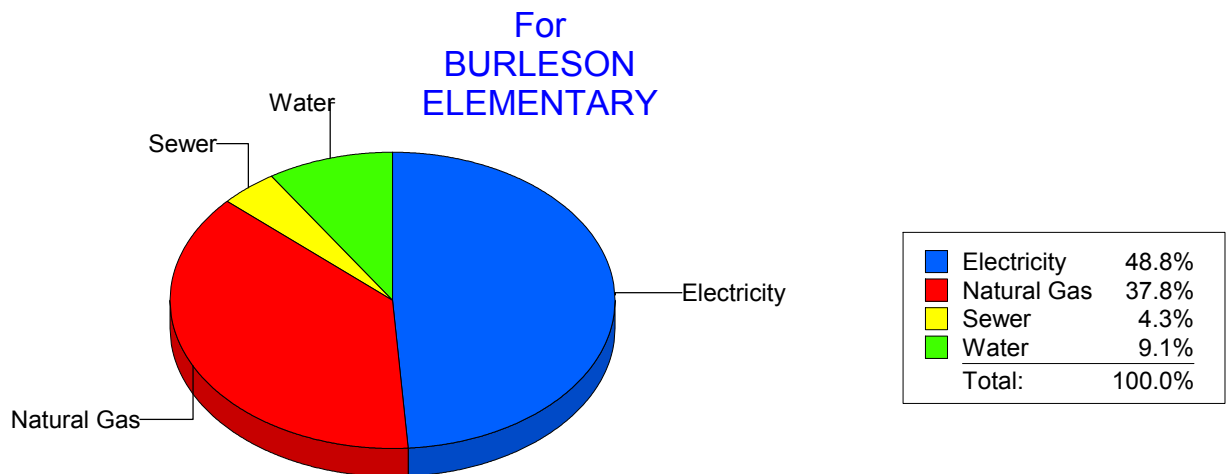
Energy CAP

Cost Avoidance Program

Cost Summary Graph

Grouped by Energy Type

Energy Type	Use	Units	Meter Cost	Special Charges	Total Cost	Avg Unit Cost	% of Total Cost
Site: BURLESON ELEMENTARY - BURLESON ELEMENTARY							
Electricity	27,363	KWH	\$2,774.15	\$0.00	\$2,774.15	0.1014	48.83%
Natural Gas	3,840	CCF	\$2,145.57	\$0.00	\$2,145.57	0.5587	37.77%
Water	213	CCF	\$516.40	\$0.00	\$516.40	2.4244	9.09%
Sewer	95	CCF	\$245.13	\$0.00	\$245.13	2.5803	4.31%
Total Cost:			\$5,681.25	\$0.00	\$5,681.25		



Filters: Cost Center Name Not Equal To DoNotReport; Billing Period Equal To 201202All Meter CodesAll Group Names

elpaso

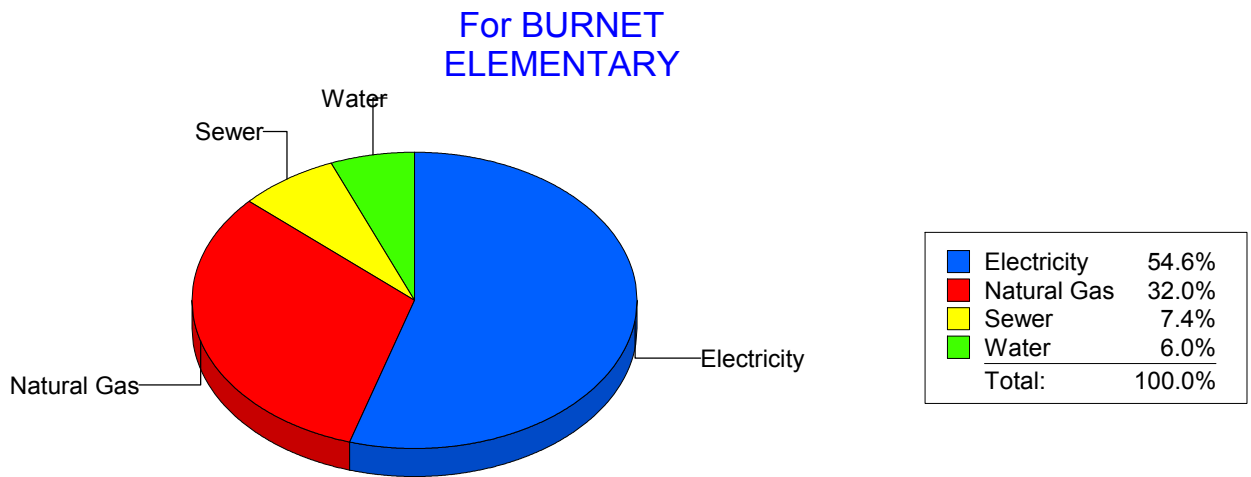
Energy CAP

Cost Avoidance Program

Cost Summary Graph

Grouped by Energy Type

Energy Type	Use	Units	Meter Cost	Special Charges	Total Cost	Avg Unit Cost	% of Total Cost
Site: BURNET ELEMENTARY - BURNET ELEMENTARY							
Electricity	27,783	KWH	\$3,212.79	\$0.00	\$3,212.79	0.1156	54.61%
Natural Gas	3,409	CCF	\$1,879.88	\$0.00	\$1,879.88	0.5514	31.96%
Water	158	CCF	\$354.36	\$0.00	\$354.36	2.2428	6.02%
Sewer	247	CCF	\$435.63	\$0.00	\$435.63	1.7637	7.41%
Total Cost:			\$5,882.66	\$0.00	\$5,882.66		



Filters: Cost Center Name Not Equal To DoNotReport; Billing Period Equal To 201202All Meter CodesAll Group Names

elpaso

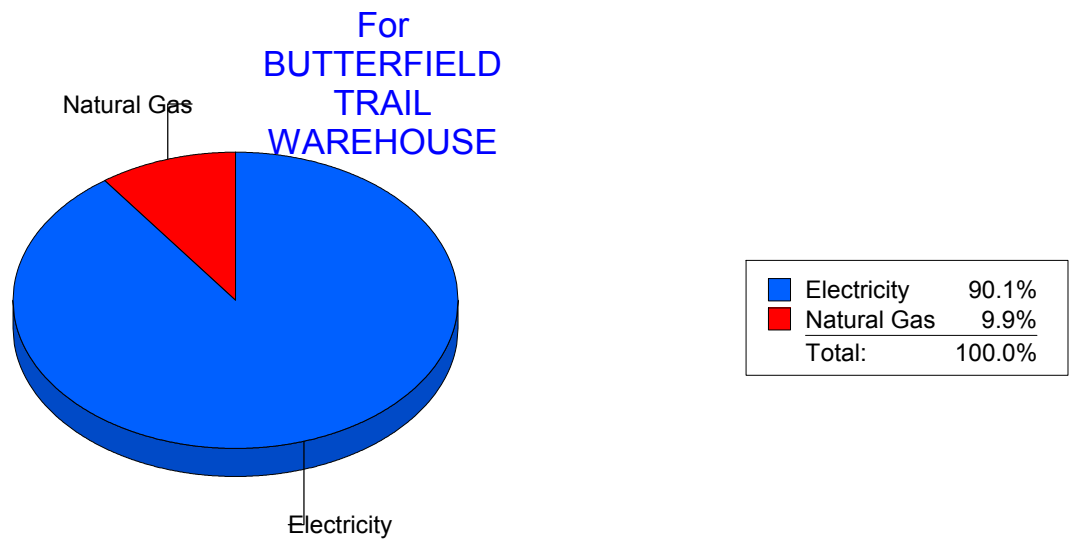
Energy CAP

Cost Avoidance Program

Cost Summary Graph

Grouped by Energy Type

Energy Type	Use	Units	Meter Cost	Special Charges	Total Cost	Avg Unit Cost	% of Total Cost
Site: BUTTERFIELDTRAILWAREHOUSE - BUTTERFIELD TRAIL WAREHOUSE							
Electricity	3,700	KWH	\$387.17	\$0.00	\$387.17	0.1046	90.10%
Natural Gas	13	CCF	\$42.55	\$0.00	\$42.55	3.2731	9.90%
Total Cost:			\$429.72	\$0.00	\$429.72		



Filters: Cost Center Name Not Equal To DoNotReport; Billing Period Equal To 201202All Meter CodesAll Group Names

elpaso

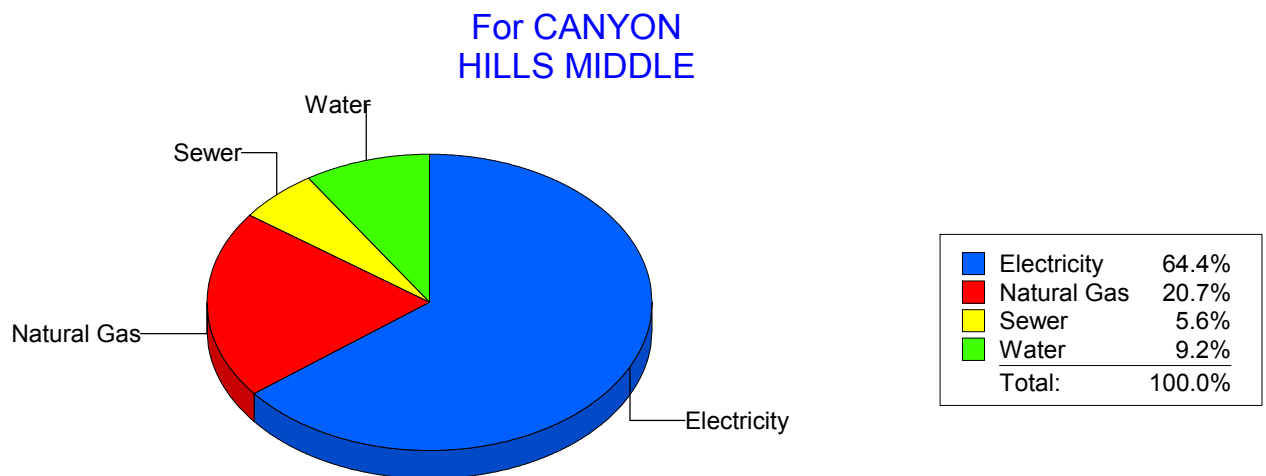
Energy CAP

Cost Avoidance Program

Cost Summary Graph

Grouped by Energy Type

Energy Type	Use	Units	Meter Cost	Special Charges	Total Cost	Avg Unit Cost	% of Total Cost
Site: CANYON HILLS MIDDLE - CANYON HILLS MIDDLE							
Electricity	71,953	KWH	\$6,582.89	\$0.00	\$6,582.89	0.0915	64.39%
Natural Gas	3,933	CCF	\$2,120.54	\$0.00	\$2,120.54	0.5392	20.74%
Water	276	CCF	\$943.97	\$0.00	\$943.97	3.4202	9.23%
Sewer	120	CCF	\$576.30	\$0.00	\$576.30	4.8025	5.64%
Total Cost:			\$10,223.70	\$0.00	\$10,223.70		



Filters: Cost Center Name Not Equal To DoNotReport; Billing Period Equal To 201202All Meter CodesAll Group Names

elpaso

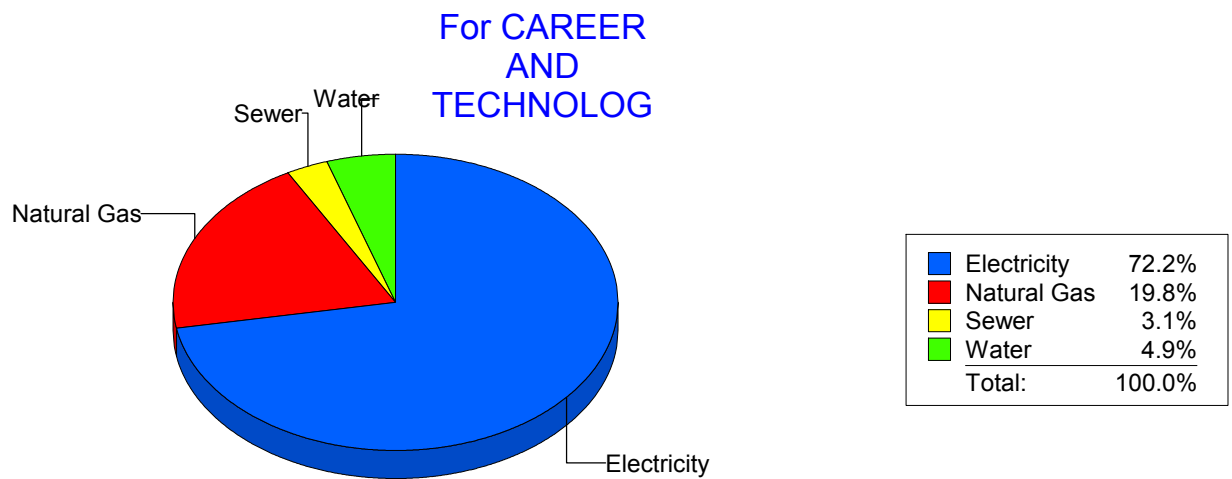
Energy CAP

Cost Avoidance Program

Cost Summary Graph

Grouped by Energy Type

Energy Type	Use	Units	Meter Cost	Special Charges	Total Cost	Avg Unit Cost	% of Total Cost
Site: CAREER AND TECHNOLOG - CAREER AND TECHNOLOG							
Electricity	86,172	KWH	\$9,194.73	\$0.00	\$9,194.73	0.1067	72.18%
Natural Gas	4,812	CCF	\$2,525.60	\$0.00	\$2,525.60	0.5249	19.83%
Water	249	CCF	\$626.43	\$0.00	\$626.43	2.5158	4.92%
Sewer	161	CCF	\$391.56	\$0.00	\$391.56	2.4320	3.07%
Total Cost:			\$12,738.32	\$0.00	\$12,738.32		



Filters: Cost Center Name Not Equal To DoNotReport; Billing Period Equal To 201202All Meter CodesAll Group Names

elpaso

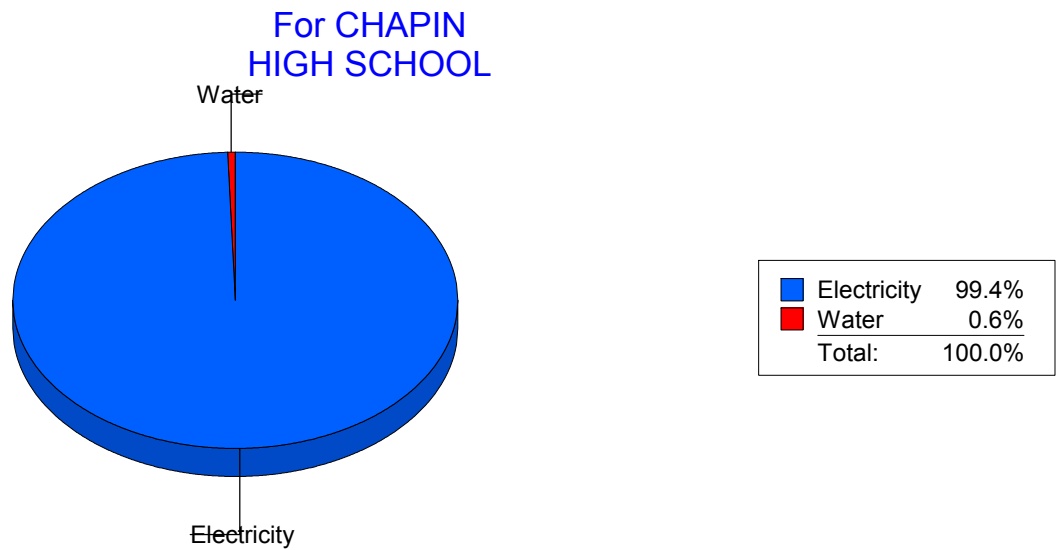
Energy CAP

Cost Avoidance Program

Cost Summary Graph

Grouped by Energy Type

Energy Type	Use	Units	Meter Cost	Special Charges	Total Cost	Avg Unit Cost	% of Total Cost
Site: CHAPIN HIGH SCHOOL - CHAPIN HIGH SCHOOL							
Electricity	247,800	KWH	\$22,148.32	\$0.00	\$22,148.32	0.0894	99.40%
Water	101	CCF	\$134.29	\$0.00	\$134.29	1.3296	0.60%
Total Cost:			\$22,282.61	\$0.00	\$22,282.61		



Filters: Cost Center Name Not Equal To DoNotReport; Billing Period Equal To 201202All Meter CodesAll Group Names

elpaso

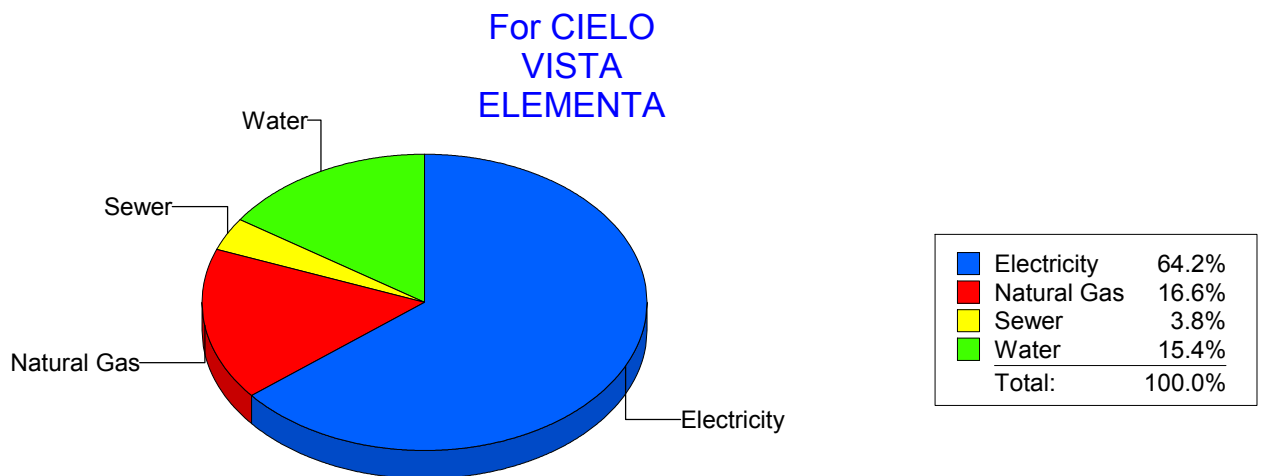
Energy CAP

Cost Avoidance Program

Cost Summary Graph

Grouped by Energy Type

Energy Type	Use	Units	Meter Cost	Special Charges	Total Cost	Avg Unit Cost	% of Total Cost
Site: CIELO VISTA ELEMENTA - CIELO VISTA ELEMENTA							
Electricity	41,700	KWH	\$5,201.64	\$0.00	\$5,201.64	0.1247	64.23%
Natural Gas	2,438	CCF	\$1,342.11	\$0.00	\$1,342.11	0.5505	16.57%
Water	311	CCF	\$1,248.75	\$0.00	\$1,248.75	4.0153	15.42%
Sewer	133	CCF	\$306.52	\$0.00	\$306.52	2.3047	3.78%
Total Cost:			\$8,099.02	\$0.00	\$8,099.02		



Filters: Cost Center Name Not Equal To DoNotReport; Billing Period Equal To 201202All Meter CodesAll Group Names

elpaso

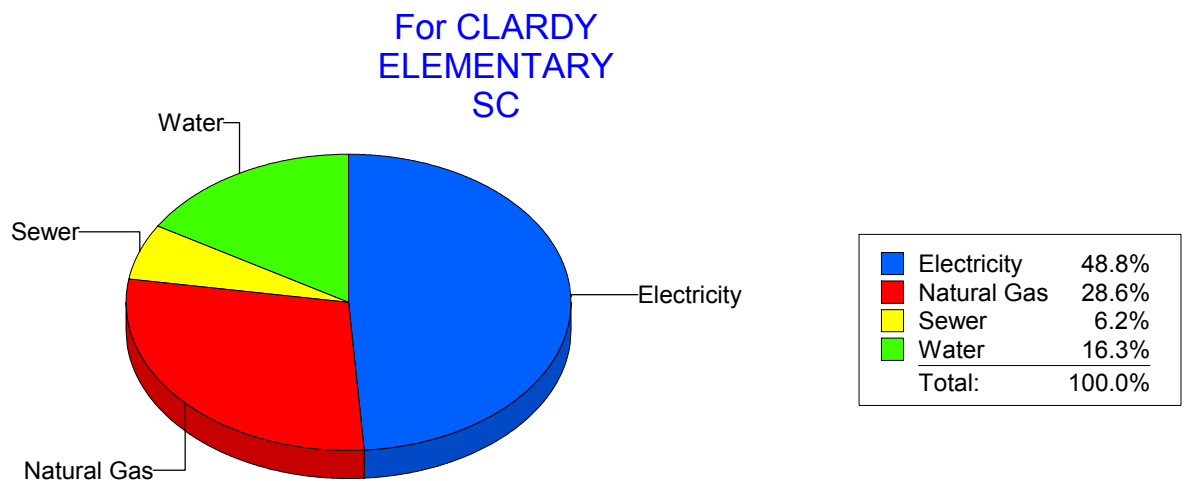
Energy CAP

Cost Avoidance Program

Cost Summary Graph

Grouped by Energy Type

Energy Type	Use	Units	Meter Cost	Special Charges	Total Cost	Avg Unit Cost	% of Total Cost
Site: CLARDY ELEMENTARY SC - CLARDY ELEMENTARY SC							
Electricity	31,022	KWH	\$3,365.30	\$0.00	\$3,365.30	0.1085	48.82%
Natural Gas	3,657	CCF	\$1,974.20	\$0.00	\$1,974.20	0.5398	28.64%
Water	448	CCF	\$1,124.07	\$0.00	\$1,124.07	2.5091	16.31%
Sewer	181	CCF	\$429.72	\$0.00	\$429.72	2.3741	6.23%
Total Cost:			\$6,893.29	\$0.00	\$6,893.29		



Filters: Cost Center Name Not Equal To DoNotReport; Billing Period Equal To 201202All Meter CodesAll Group Names

elpaso

Energy CAP

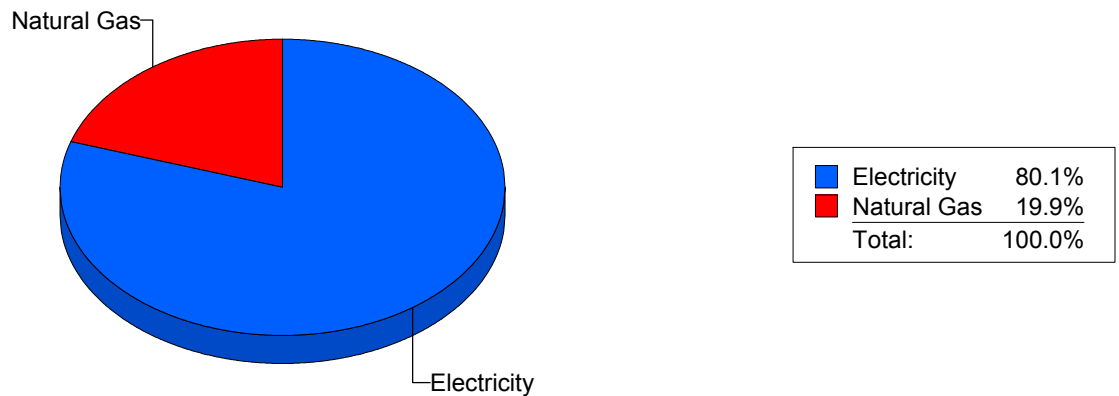
Cost Avoidance Program

Cost Summary Graph

Grouped by Energy Type

Energy Type	Use	Units	Meter Cost	Special Charges	Total Cost	Avg Unit Cost	% of Total Cost
Site: CLENDININ - CLENDININ							
Electricity	43,500	KWH	\$4,989.82	\$0.00	\$4,989.82	0.1147	80.14%
Natural Gas	2,304	CCF	\$1,236.67	\$0.00	\$1,236.67	0.5367	19.86%
Total Cost:			\$6,226.49	\$0.00	\$6,226.49		

For CLENDININ



Filters: Cost Center Name Not Equal To DoNotReport; Billing Period Equal To 201202All Meter CodesAll Group Names

elpaso

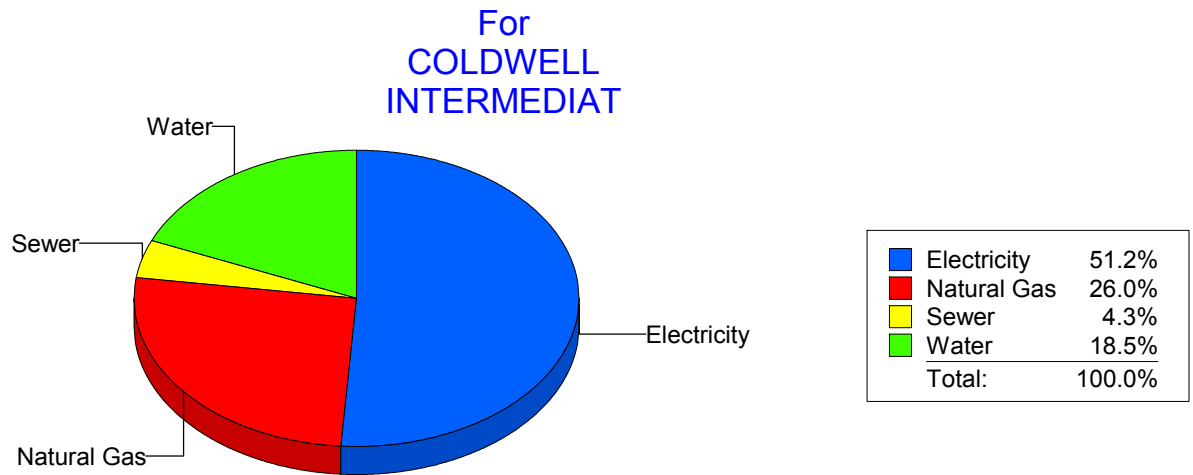
Energy CAP

Cost Avoidance Program

Cost Summary Graph

Grouped by Energy Type

Energy Type	Use	Units	Meter Cost	Special Charges	Total Cost	Avg Unit Cost	% of Total Cost
Site: COLDWELL INTERMEDIAT - COLDWELL INTERMEDIAT							
Electricity	35,552	KWH	\$3,370.19	\$0.00	\$3,370.19	0.0948	51.19%
Natural Gas	3,090	CCF	\$1,711.49	\$0.00	\$1,711.49	0.5539	26.00%
Water	273	CCF	\$1,221.13	\$0.00	\$1,221.13	4.4730	18.55%
Sewer	84	CCF	\$280.64	\$0.00	\$280.64	3.3410	4.26%
Total Cost:			\$6,583.45	\$0.00	\$6,583.45		



Filters: Cost Center Name Not Equal To DoNotReport; Billing Period Equal To 201202All Meter CodesAll Group Names

elpaso

Energy CAP

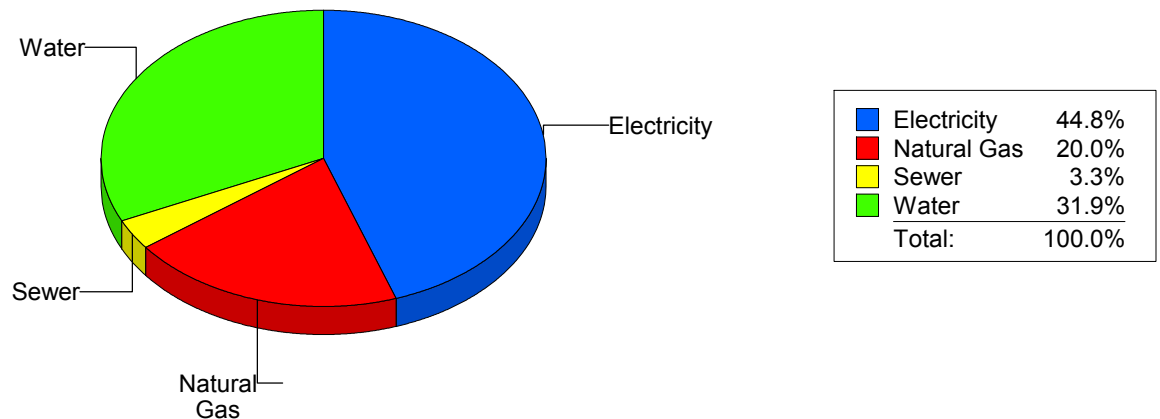
Cost Avoidance Program

Cost Summary Graph

Grouped by Energy Type

Energy Type	Use	Units	Meter Cost	Special Charges	Total Cost	Avg Unit Cost	% of Total Cost
Site: COLLINS ELEMENTARY - COLLINS ELEMENTARY							
Electricity	48,493	KWH	\$5,257.30	\$0.00	\$5,257.30	0.1084	44.83%
Natural Gas	4,375	CCF	\$2,343.63	\$0.00	\$2,343.63	0.5357	19.98%
Water	962	CCF	\$3,740.38	\$0.00	\$3,740.38	3.8881	31.89%
Sewer	196	CCF	\$386.53	\$0.00	\$386.53	1.9721	3.30%
Total Cost:			\$11,727.84	\$0.00	\$11,727.84		

For COLLINS
ELEMENTARY



Filters: Cost Center Name Not Equal To DoNotReport; Billing Period Equal To 201202All Meter CodesAll Group Names

elpaso

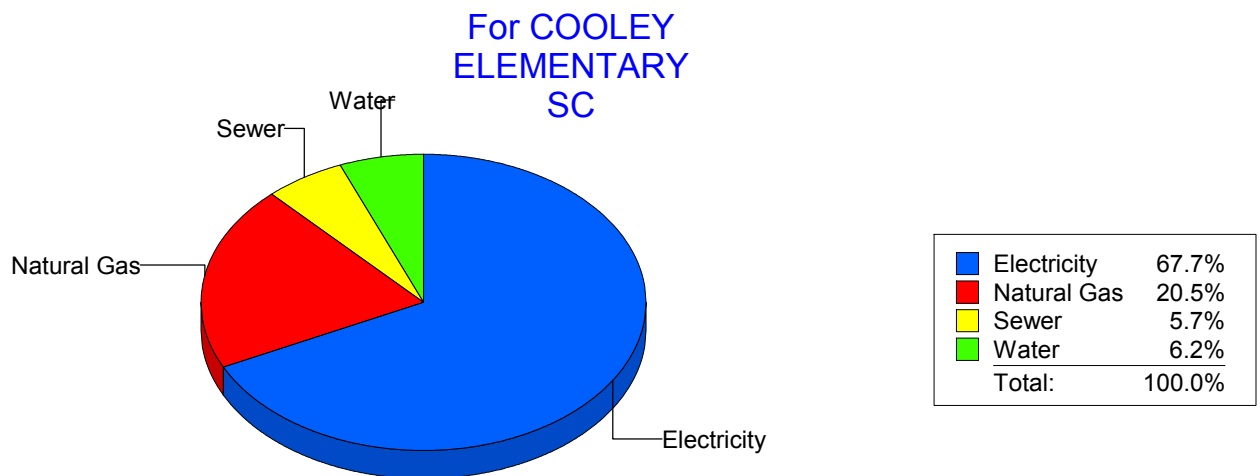
Energy CAP

Cost Avoidance Program

Cost Summary Graph

Grouped by Energy Type

Energy Type	Use	Units	Meter Cost	Special Charges	Total Cost	Avg Unit Cost	% of Total Cost
Site: COOLEY ELEMENTARY SC - COOLEY ELEMENTARY SC							
Electricity	88,200	KWH	\$7,672.40	\$0.00	\$7,672.40	0.0870	67.67%
Natural Gas	4,326	CCF	\$2,320.76	\$0.00	\$2,320.76	0.5365	20.47%
Water	223	CCF	\$697.76	\$0.00	\$697.76	3.1290	6.15%
Sewer	215	CCF	\$646.86	\$0.00	\$646.86	3.0087	5.71%
Total Cost:			\$11,337.78	\$0.00	\$11,337.78		



Filters: Cost Center Name Not Equal To DoNotReport; Billing Period Equal To 201202All Meter CodesAll Group Names

elpaso

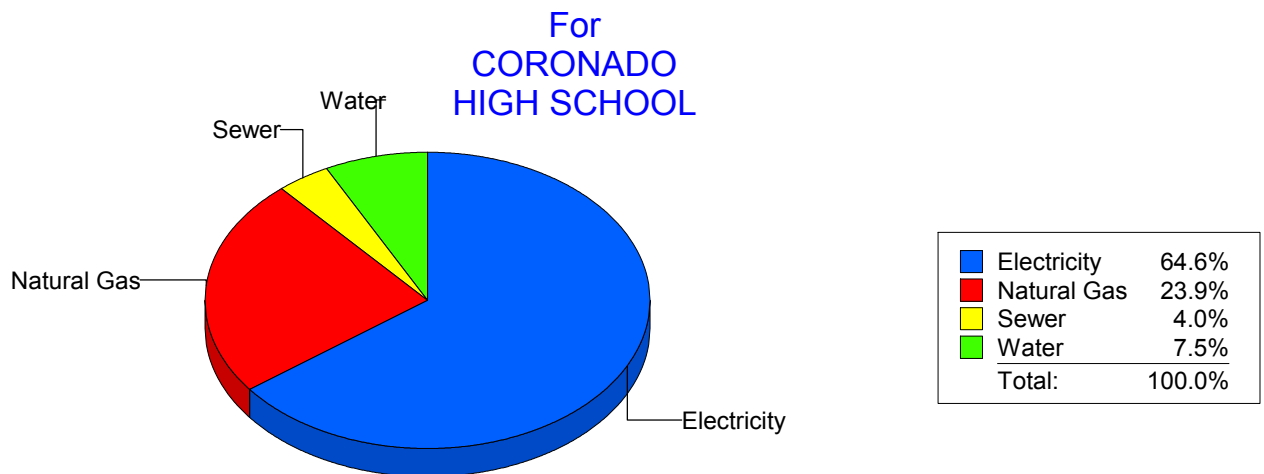
Energy CAP

Cost Avoidance Program

Cost Summary Graph

Grouped by Energy Type

Energy Type	Use	Units	Meter Cost	Special Charges	Total Cost	Avg Unit Cost	% of Total Cost
Site: CORONADO HIGH SCHOOL - CORONADO HIGH SCHOOL							
Electricity	239,138	KWH	\$22,460.23	\$0.00	\$22,460.23	0.0939	64.64%
Natural Gas	15,968	CCF	\$8,293.14	\$0.00	\$8,293.14	0.5194	23.87%
Water	1,747	CCF	\$2,590.95	\$0.00	\$2,590.95	1.4831	7.46%
Sewer	872	CCF	\$1,401.85	\$0.00	\$1,401.85	1.6076	4.03%
Total Cost:			\$34,746.17	\$0.00	\$34,746.17		



Filters: Cost Center Name Not Equal To DoNotReport; Billing Period Equal To 201202All Meter CodesAll Group Names

elpaso

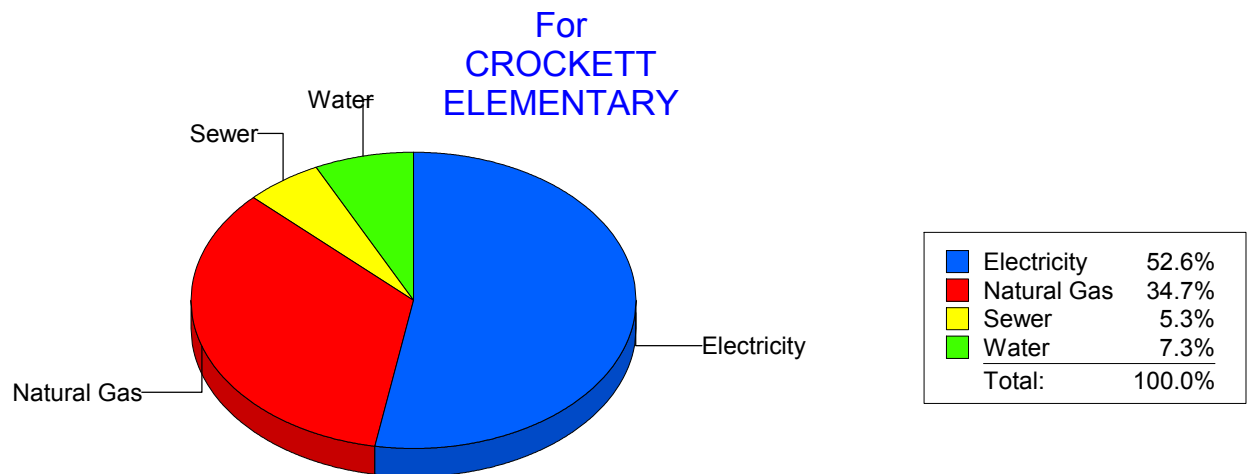
Energy CAP

Cost Avoidance Program

Cost Summary Graph

Grouped by Energy Type

Energy Type	Use	Units	Meter Cost	Special Charges	Total Cost	Avg Unit Cost	% of Total Cost
Site: CROCKETT - CROCKETT ELEMENTARY							
Electricity	30,600	KWH	\$2,987.58	\$0.00	\$2,987.58	0.0976	52.65%
Natural Gas	3,724	CCF	\$1,969.52	\$0.00	\$1,969.52	0.5289	34.71%
Water	171	CCF	\$415.52	\$0.00	\$415.52	2.4299	7.32%
Sewer	140	CCF	\$302.28	\$0.00	\$302.28	2.1591	5.33%
Total Cost:			\$5,674.90	\$0.00	\$5,674.90		



Filters: Cost Center Name Not Equal To DoNotReport; Billing Period Equal To 201202All Meter CodesAll Group Names

elpaso

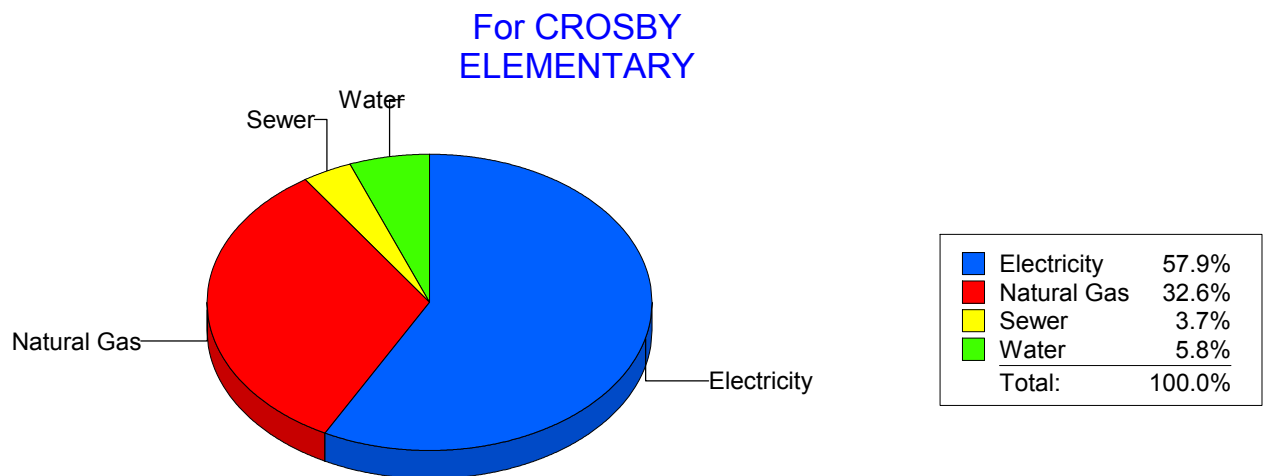
Energy CAP

Cost Avoidance Program

Cost Summary Graph

Grouped by Energy Type

Energy Type	Use	Units	Meter Cost	Special Charges	Total Cost	Avg Unit Cost	% of Total Cost
Site: CROSBY ELEMENTARY - CROSBY ELEMENTARY							
Electricity	33,780	KWH	\$3,524.04	\$0.00	\$3,524.04	0.1043	57.89%
Natural Gas	3,690	CCF	\$1,985.56	\$0.00	\$1,985.56	0.5381	32.62%
Water	143	CCF	\$352.11	\$0.00	\$352.11	2.4623	5.78%
Sewer	80	CCF	\$226.08	\$0.00	\$226.08	2.8260	3.71%
Total Cost:			\$6,087.79	\$0.00	\$6,087.79		



Filters: Cost Center Name Not Equal To DoNotReport; Billing Period Equal To 201202All Meter CodesAll Group Names

elpaso

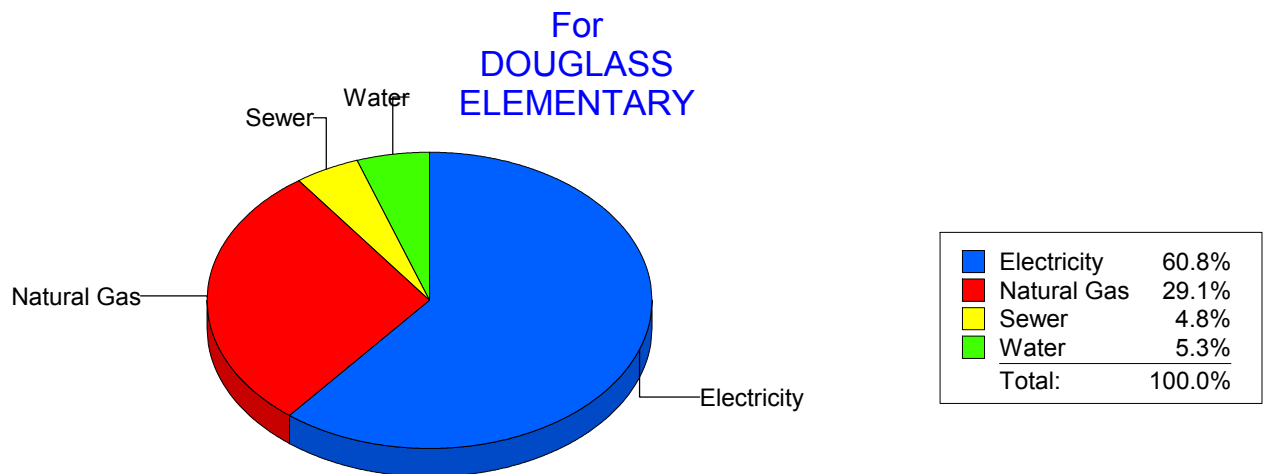
Energy CAP

Cost Avoidance Program

Cost Summary Graph

Grouped by Energy Type

Energy Type	Use	Units	Meter Cost	Special Charges	Total Cost	Avg Unit Cost	% of Total Cost
Site: DOUGLASS ELEMENTARY - DOUGLASS ELEMENTARY							
Electricity	40,380	KWH	\$3,689.95	\$0.00	\$3,689.95	0.0914	60.80%
Natural Gas	3,265	CCF	\$1,767.71	\$0.00	\$1,767.71	0.5414	29.13%
Water	119	CCF	\$321.71	\$0.00	\$321.71	2.7034	5.30%
Sewer	93	CCF	\$289.79	\$0.00	\$289.79	3.1160	4.77%
Total Cost:			\$6,069.16	\$0.00	\$6,069.16		



Filters: Cost Center Name Not Equal To DoNotReport; Billing Period Equal To 201202All Meter CodesAll Group Names

elpaso

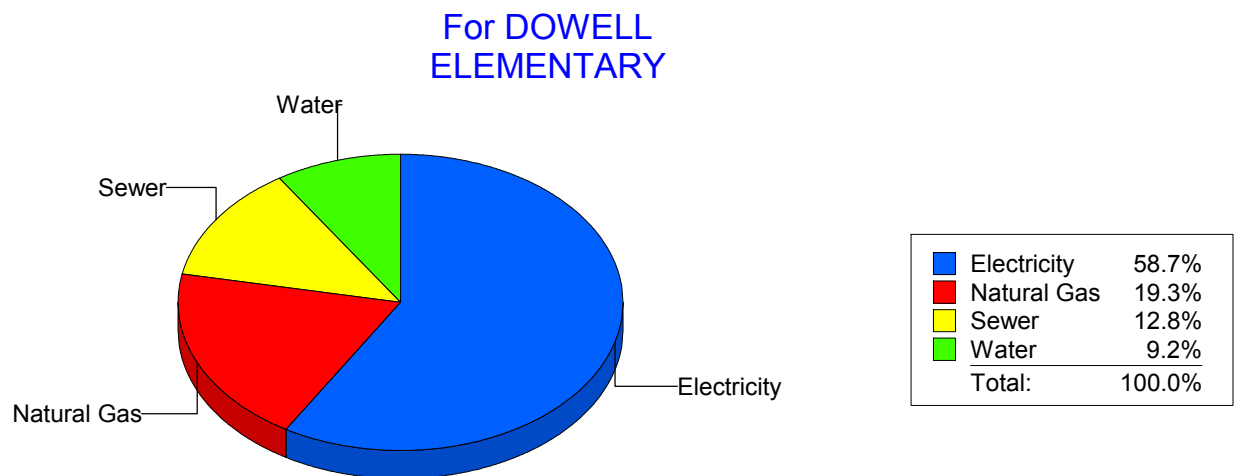
Energy CAP

Cost Avoidance Program

Cost Summary Graph

Grouped by Energy Type

Energy Type	Use	Units	Meter Cost	Special Charges	Total Cost	Avg Unit Cost	% of Total Cost
Site: DOWELL ELEMENTARY - DOWELL ELEMENTARY							
Electricity	22,804	KWH	\$2,362.78	\$0.00	\$2,362.78	0.1036	58.73%
Natural Gas	1,421	CCF	\$776.50	\$0.00	\$776.50	0.5464	19.30%
Water	165	CCF	\$369.39	\$0.00	\$369.39	2.2387	9.18%
Sewer	366	CCF	\$514.30	\$0.00	\$514.30	1.4052	12.78%
Total Cost:			\$4,022.97	\$0.00	\$4,022.97		



Filters: Cost Center Name Not Equal To DoNotReport; Billing Period Equal To 201202All Meter CodesAll Group Names

elpaso

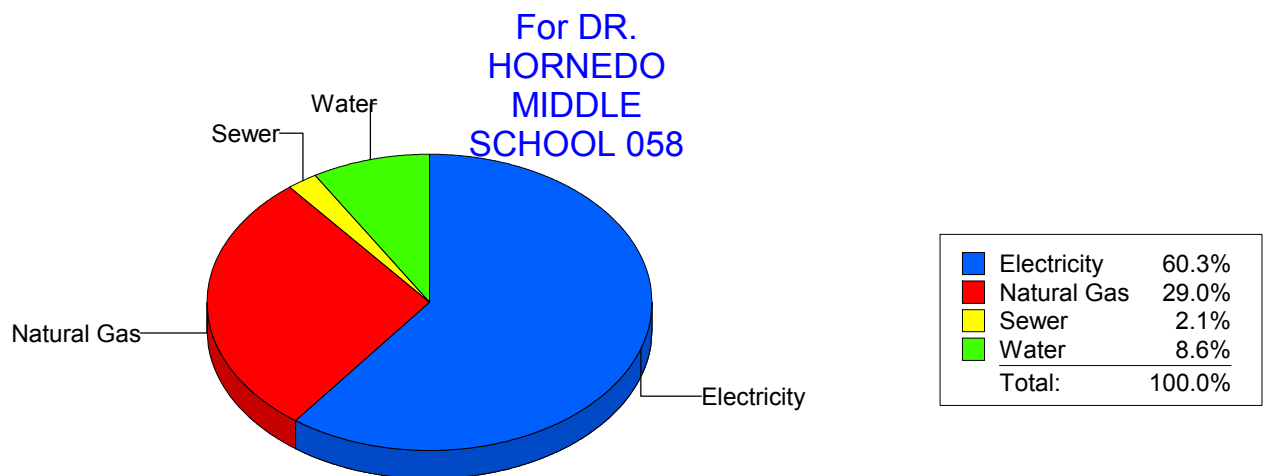
Energy CAP

Cost Avoidance Program

Cost Summary Graph

Grouped by Energy Type

Energy Type	Use	Units	Meter Cost	Special Charges	Total Cost	Avg Unit Cost	% of Total Cost
Site: DRHORNEDOMIDDLESCHOOL - DR. HORNEDO MIDDLE SCHOOL 058							
Electricity	97,400	KWH	\$9,900.99	\$0.00	\$9,900.99	0.1017	60.33%
Natural Gas	9,168	CCF	\$4,751.95	\$0.00	\$4,751.95	0.5183	28.95%
Water	398	CCF	\$1,409.72	\$0.00	\$1,409.72	3.5420	8.59%
Sewer	108	CCF	\$349.11	\$0.00	\$349.11	3.2325	2.13%
Total Cost:			\$16,411.77	\$0.00	\$16,411.77		



Filters: Cost Center Name Not Equal To DoNotReport; Billing Period Equal To 201202All Meter CodesAll Group Names

elpaso

Energy CAP

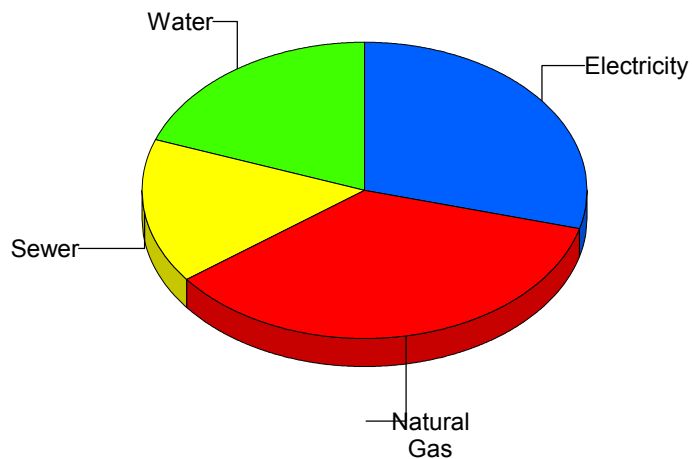
Cost Avoidance Program

Cost Summary Graph

Grouped by Energy Type

Energy Type	Use	Units	Meter Cost	Special Charges	Total Cost	Avg Unit Cost	% of Total Cost
Site: DR. L.A. NIXON ELEME - DR. L.A. NIXON ELEME							
Electricity	10,480	KWH	\$1,034.02	\$0.00	\$1,034.02	0.0987	29.30%
Natural Gas	2,272	CCF	\$1,250.66	\$0.00	\$1,250.66	0.5505	35.44%
Water	306	CCF	\$685.05	\$0.00	\$685.05	2.2387	19.41%
Sewer	244	CCF	\$559.21	\$0.00	\$559.21	2.2918	15.85%
Total Cost:			\$3,528.94	\$0.00	\$3,528.94		

For DR. L.A.
NIXON ELEME



Electricity	29.3%
Natural Gas	35.4%
Sewer	15.8%
Water	19.4%
Total:	100.0%

Filters: Cost Center Name Not Equal To DoNotReport; Billing Period Equal To 201202All Meter CodesAll Group Names

elpaso

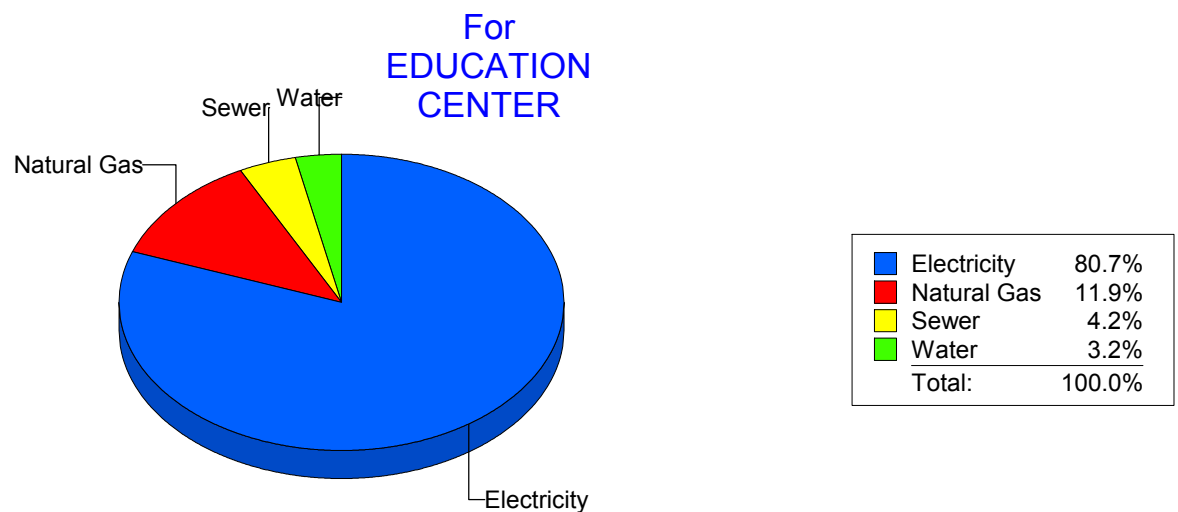
Energy CAP

Cost Avoidance Program

Cost Summary Graph

Grouped by Energy Type

Energy Type	Use	Units	Meter Cost	Special Charges	Total Cost	Avg Unit Cost	% of Total Cost
Site: EDUCATION CENTER - EDUCATION CENTER							
Electricity	277,146	KWH	\$23,416.82	\$0.00	\$23,416.82	0.0845	80.66%
Natural Gas	6,642	CCF	\$3,460.93	\$0.00	\$3,460.93	0.5211	11.92%
Water	343	CCF	\$943.25	\$0.00	\$943.25	2.7500	3.25%
Sewer	659	CCF	\$1,210.74	\$0.00	\$1,210.74	1.8372	4.17%
Total Cost:			\$29,031.74	\$0.00	\$29,031.74		



Filters: Cost Center Name Not Equal To DoNotReport; Billing Period Equal To 201202All Meter CodesAll Group Names

elpaso

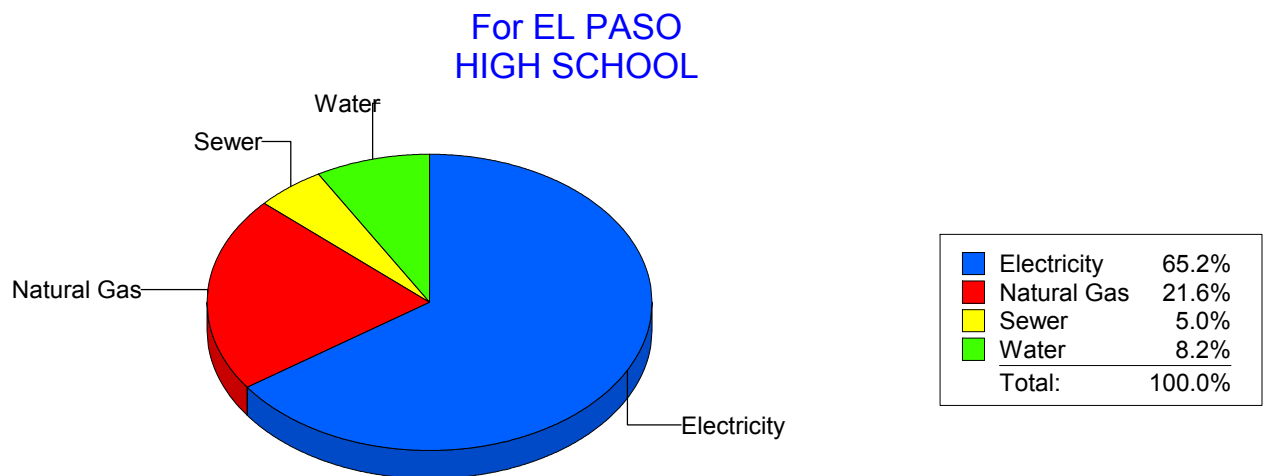
Energy CAP

Cost Avoidance Program

Cost Summary Graph

Grouped by Energy Type

Energy Type	Use	Units	Meter Cost	Special Charges	Total Cost	Avg Unit Cost	% of Total Cost
Site: EL PASO HIGH SCHOOL - EL PASO HIGH SCHOOL							
Electricity	163,058	KWH	\$15,466.06	\$0.00	\$15,466.06	0.0949	65.17%
Natural Gas	9,512	CCF	\$5,130.21	\$0.00	\$5,130.21	0.5393	21.62%
Water	746	CCF	\$1,955.26	\$0.00	\$1,955.26	2.6210	8.24%
Sewer	604	CCF	\$1,178.88	\$0.00	\$1,178.88	1.9518	4.97%
Total Cost:			\$23,730.41	\$0.00	\$23,730.41		



Filters: Cost Center Name Not Equal To DoNotReport; Billing Period Equal To 201202All Meter CodesAll Group Names

elpaso

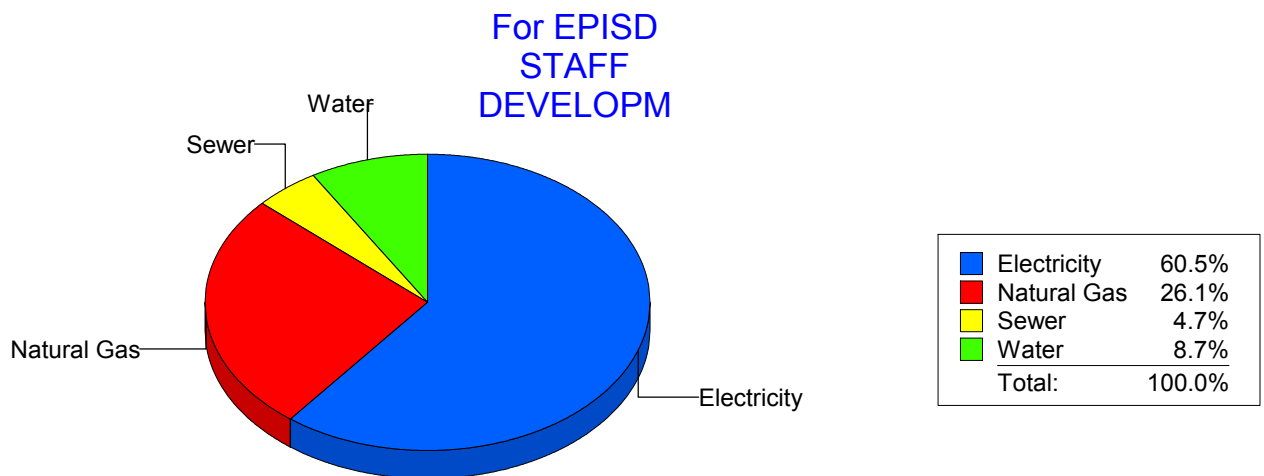
Energy CAP

Cost Avoidance Program

Cost Summary Graph

Grouped by Energy Type

Energy Type	Use	Units	Meter Cost	Special Charges	Total Cost	Avg Unit Cost	% of Total Cost
Site: EPISD STAFF DEVELOPM - EPISD STAFF DEVELOPM							
Electricity	11,400	KWH	\$1,086.01	\$0.00	\$1,086.01	0.0953	60.51%
Natural Gas	830	CCF	\$468.26	\$0.00	\$468.26	0.5642	26.09%
Water	53	CCF	\$156.59	\$0.00	\$156.59	2.9545	8.73%
Sewer	27	CCF	\$83.77	\$0.00	\$83.77	3.1026	4.67%
Total Cost:			\$1,794.63	\$0.00	\$1,794.63		



Filters: Cost Center Name Not Equal To DoNotReport; Billing Period Equal To 201202All Meter CodesAll Group Names

elpaso

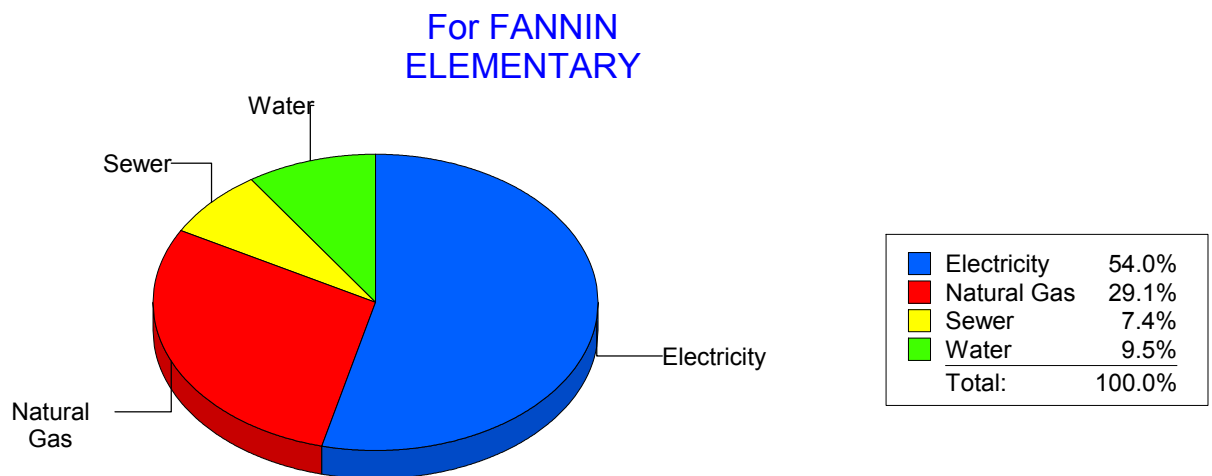
Energy CAP

Cost Avoidance Program

Cost Summary Graph

Grouped by Energy Type

Energy Type	Use	Units	Meter Cost	Special Charges	Total Cost	Avg Unit Cost	% of Total Cost
Site: FANNIN ELEMENTARY - FANNIN ELEMENTARY							
Electricity	30,861	KWH	\$2,993.66	\$0.00	\$2,993.66	0.0970	53.97%
Natural Gas	2,907	CCF	\$1,615.98	\$0.00	\$1,615.98	0.5559	29.13%
Water	148	CCF	\$527.61	\$0.00	\$527.61	3.5649	9.51%
Sewer	165	CCF	\$409.40	\$0.00	\$409.40	2.4812	7.38%
Total Cost:			\$5,546.65	\$0.00	\$5,546.65		



Filters: Cost Center Name Not Equal To DoNotReport; Billing Period Equal To 201202All Meter CodesAll Group Names

elpaso

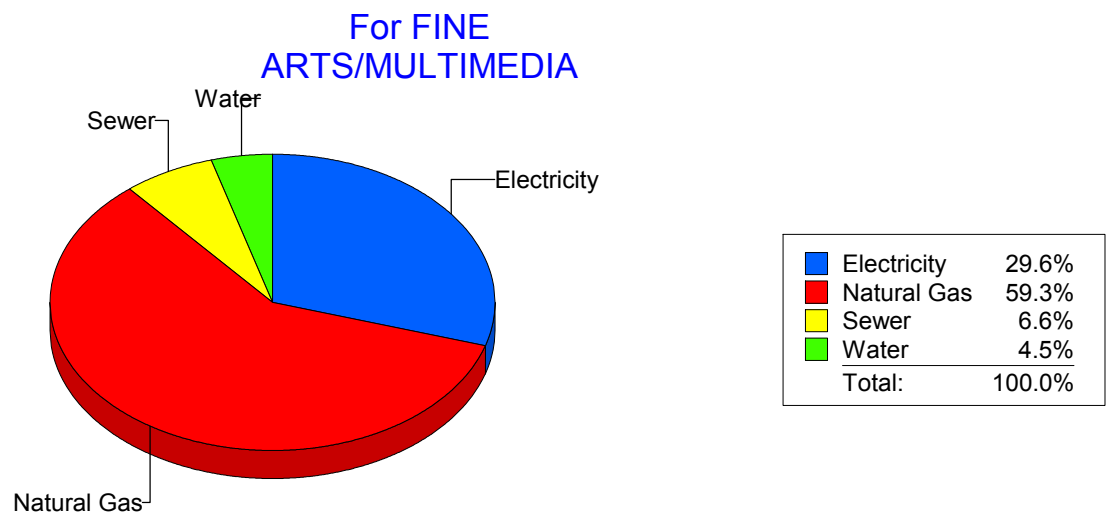
Energy CAP

Cost Avoidance Program

Cost Summary Graph

Grouped by Energy Type

Energy Type	Use	Units	Meter Cost	Special Charges	Total Cost	Avg Unit Cost	% of Total Cost
Site: FINE ARTS/MULTIMEDIA - FINE ARTS/MULTIMEDIA							
Electricity	11,371	KWH	\$1,136.08	\$0.00	\$1,136.08	0.0999	29.64%
Natural Gas	4,317	CCF	\$2,272.62	\$0.00	\$2,272.62	0.5264	59.29%
Water	75	CCF	\$171.38	\$0.00	\$171.38	2.2851	4.47%
Sewer	150	CCF	\$252.74	\$0.00	\$252.74	1.6849	6.59%
Total Cost:			\$3,832.82	\$0.00	\$3,832.82		



Filters: Cost Center Name Not Equal To DoNotReport; Billing Period Equal To 201202All Meter CodesAll Group Names

elpaso

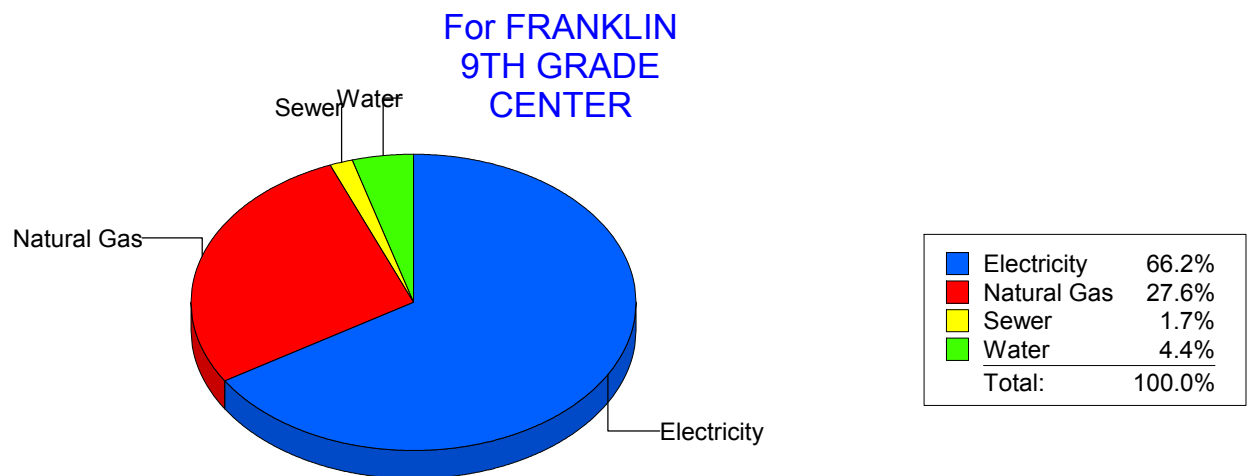
Energy CAP

Cost Avoidance Program

Cost Summary Graph

Grouped by Energy Type

Energy Type	Use	Units	Meter Cost	Special Charges	Total Cost	Avg Unit Cost	% of Total Cost
Site: FRANKLIN9THGRADECENTER - FRANKLIN 9TH GRADE CENTER							
Electricity	130,000	KWH	\$12,958.59	\$0.00	\$12,958.59	0.0997	66.23%
Natural Gas	10,454	CCF	\$5,409.23	\$0.00	\$5,409.23	0.5174	27.65%
Water	605	CCF	\$858.01	\$0.00	\$858.01	1.4182	4.39%
Sewer	100	CCF	\$338.95	\$0.00	\$338.95	3.3895	1.73%
Total Cost:			\$19,564.78	\$0.00	\$19,564.78		



Filters: Cost Center Name Not Equal To DoNotReport; Billing Period Equal To 201202All Meter CodesAll Group Names

elpaso

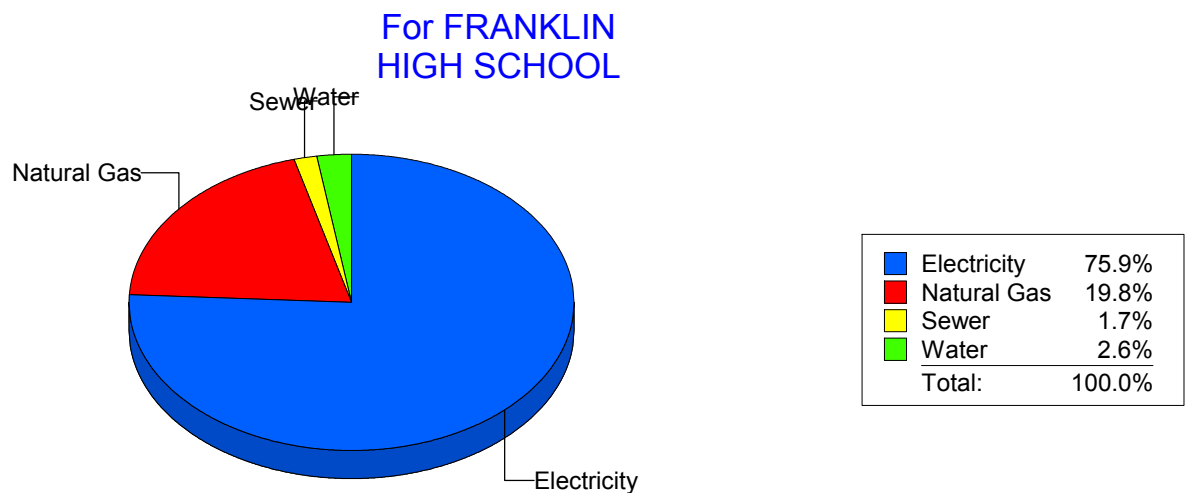
Energy CAP

Cost Avoidance Program

Cost Summary Graph

Grouped by Energy Type

Energy Type	Use	Units	Meter Cost	Special Charges	Total Cost	Avg Unit Cost	% of Total Cost
Site: FRANKLIN HIGH SCHOOL - FRANKLIN HIGH SCHOOL							
Electricity	303,294	KWH	\$27,121.96	\$0.00	\$27,121.96	0.0894	75.92%
Natural Gas	13,671	CCF	\$7,086.13	\$0.00	\$7,086.13	0.5183	19.83%
Water	473	CCF	\$915.69	\$0.00	\$915.69	1.9359	2.56%
Sewer	307	CCF	\$601.84	\$0.00	\$601.84	1.9604	1.68%
Total Cost:			\$35,725.62	\$0.00	\$35,725.62		



Filters: Cost Center Name Not Equal To DoNotReport; Billing Period Equal To 201202All Meter CodesAll Group Names

elpaso

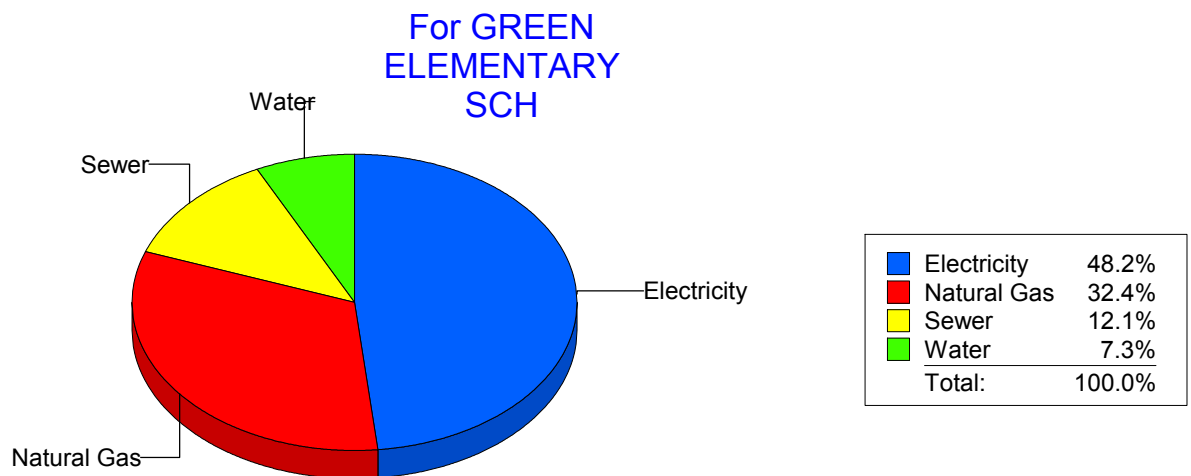
Energy CAP

Cost Avoidance Program

Cost Summary Graph

Grouped by Energy Type

Energy Type	Use	Units	Meter Cost	Special Charges	Total Cost	Avg Unit Cost	% of Total Cost
Site: GREEN ELEMENTARY SCH - GREEN ELEMENTARY SCH							
Electricity	36,900	KWH	\$3,271.88	\$0.00	\$3,271.88	0.0887	48.20%
Natural Gas	4,102	CCF	\$2,202.34	\$0.00	\$2,202.34	0.5369	32.44%
Water	138	CCF	\$492.57	\$0.00	\$492.57	3.5693	7.26%
Sewer	431	CCF	\$821.56	\$0.00	\$821.56	1.9062	12.10%
Total Cost:			\$6,788.35	\$0.00	\$6,788.35		



Filters: Cost Center Name Not Equal To DoNotReport; Billing Period Equal To 201202All Meter CodesAll Group Names

elpaso

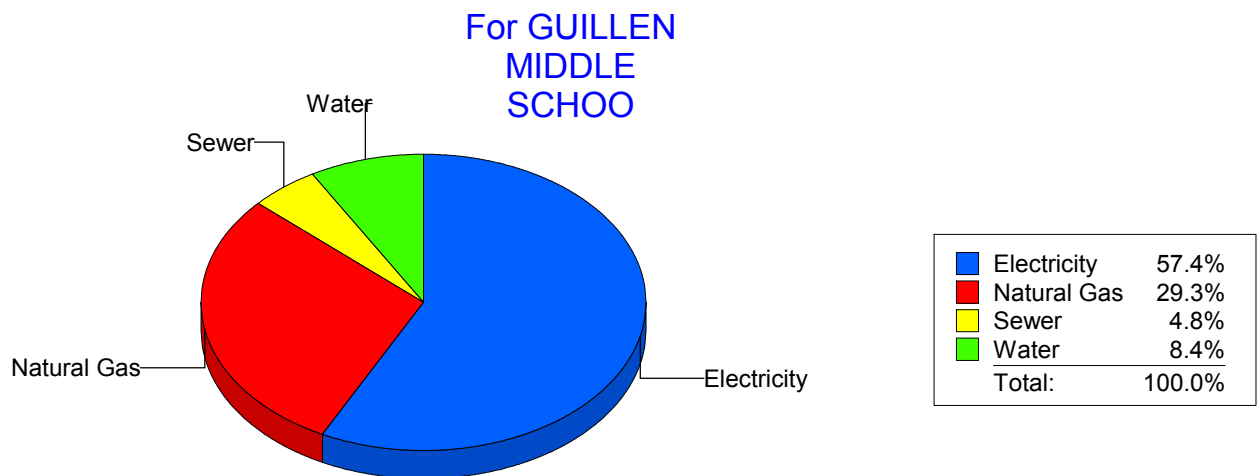
Energy CAP

Cost Avoidance Program

Cost Summary Graph

Grouped by Energy Type

Energy Type	Use	Units	Meter Cost	Special Charges	Total Cost	Avg Unit Cost	% of Total Cost
Site: GUILLEN MIDDLE SCHOO - GUILLEN MIDDLE SCHOO							
Electricity	88,319	KWH	\$7,470.03	\$0.00	\$7,470.03	0.0846	57.44%
Natural Gas	7,206	CCF	\$3,815.39	\$0.00	\$3,815.39	0.5295	29.34%
Water	440	CCF	\$1,098.49	\$0.00	\$1,098.49	2.4966	8.45%
Sewer	331	CCF	\$620.22	\$0.00	\$620.22	1.8738	4.77%
Total Cost:			\$13,004.13	\$0.00	\$13,004.13		



Filters: Cost Center Name Not Equal To DoNotReport; Billing Period Equal To 201202All Meter CodesAll Group Names

elpaso

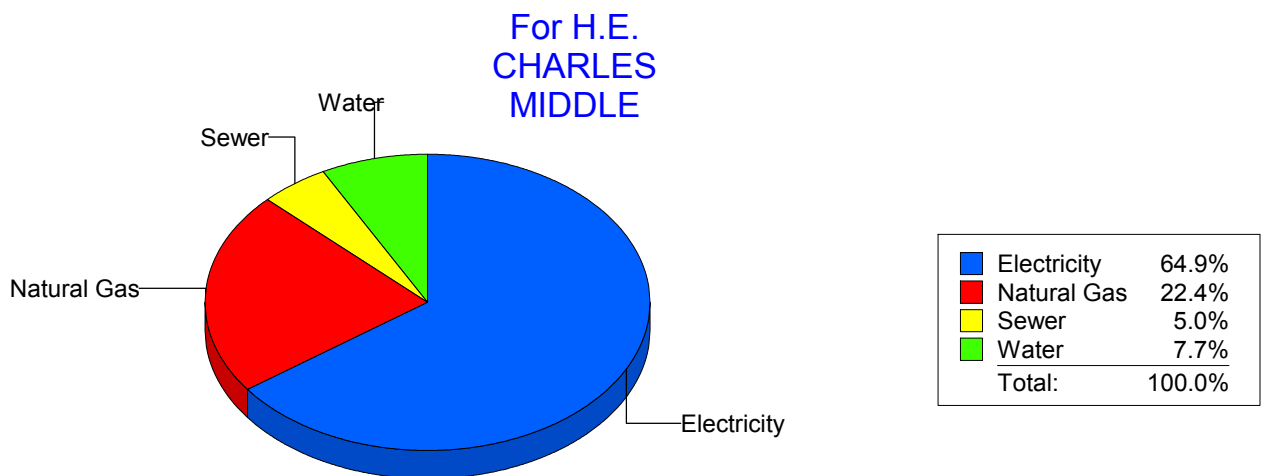
Energy CAP

Cost Avoidance Program

Cost Summary Graph

Grouped by Energy Type

Energy Type	Use	Units	Meter Cost	Special Charges	Total Cost	Avg Unit Cost	% of Total Cost
Site: H.E. CHARLES MIDDLE - H.E. CHARLES MIDDLE							
Electricity	65,895	KWH	\$6,597.34	\$0.00	\$6,597.34	0.1001	64.86%
Natural Gas	4,268	CCF	\$2,282.71	\$0.00	\$2,282.71	0.5348	22.44%
Water	390	CCF	\$780.81	\$0.00	\$780.81	2.0021	7.68%
Sewer	235	CCF	\$510.40	\$0.00	\$510.40	2.1719	5.02%
Total Cost:			\$10,171.26	\$0.00	\$10,171.26		



Filters: Cost Center Name Not Equal To DoNotReport; Billing Period Equal To 201202All Meter CodesAll Group Names

elpaso

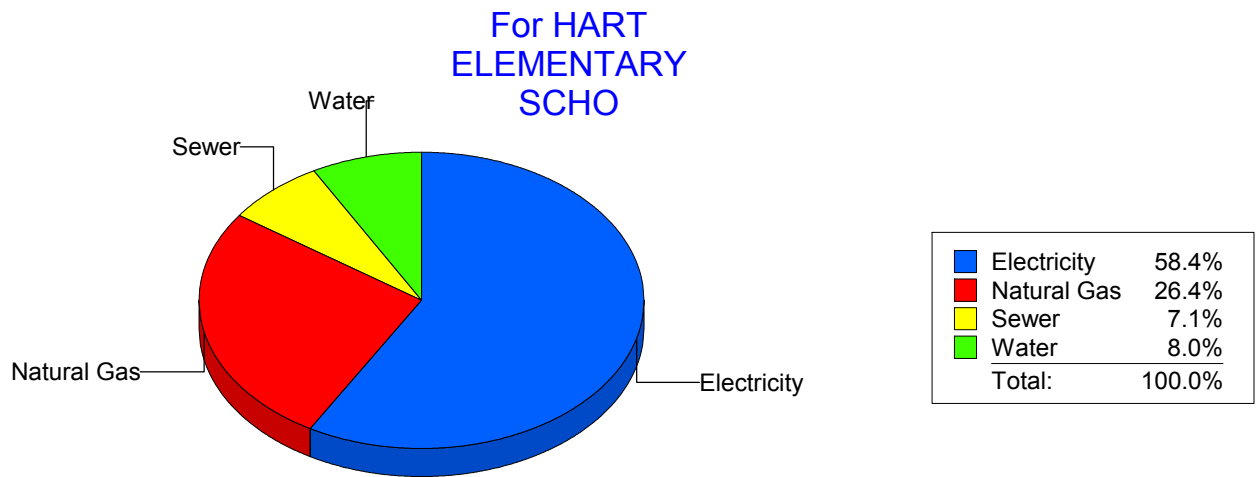
Energy CAP

Cost Avoidance Program

Cost Summary Graph

Grouped by Energy Type

Energy Type	Use	Units	Meter Cost	Special Charges	Total Cost	Avg Unit Cost	% of Total Cost
Site: HART ELEMENTARY SCHO - HART ELEMENTARY SCHO							
Electricity	24,221	KWH	\$2,545.79	\$0.00	\$2,545.79	0.1051	58.43%
Natural Gas	2,139	CCF	\$1,150.65	\$0.00	\$1,150.65	0.5379	26.41%
Water	148	CCF	\$350.49	\$0.00	\$350.49	2.3682	8.04%
Sewer	128	CCF	\$310.28	\$0.00	\$310.28	2.4241	7.12%
Total Cost:			\$4,357.21	\$0.00	\$4,357.21		



Filters: Cost Center Name Not Equal To DoNotReport; Billing Period Equal To 201202All Meter CodesAll Group Names

elpaso

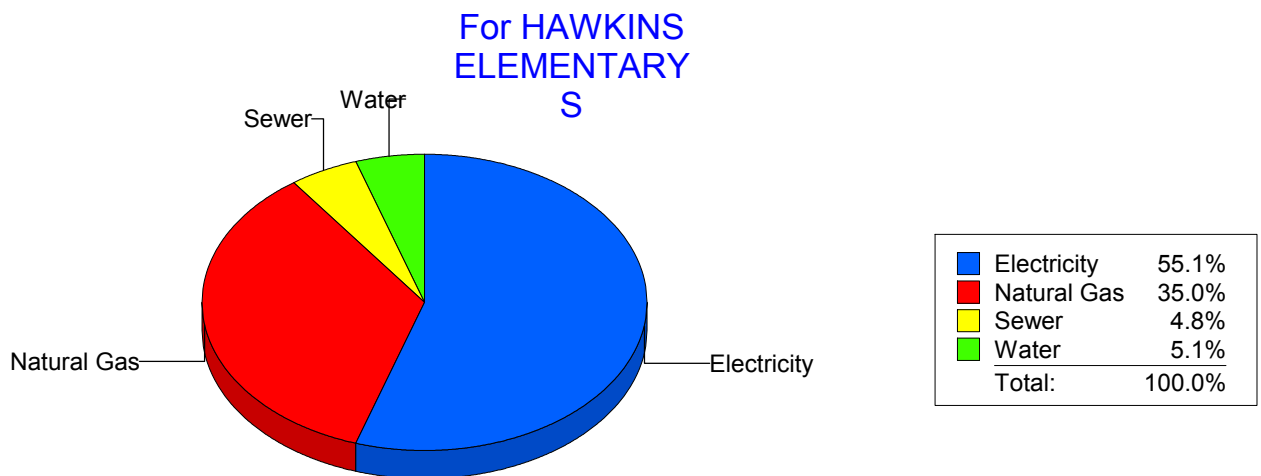
Energy CAP

Cost Avoidance Program

Cost Summary Graph

Grouped by Energy Type

Energy Type	Use	Units	Meter Cost	Special Charges	Total Cost	Avg Unit Cost	% of Total Cost
Site: HAWKINS ELEMENTARY S - HAWKINS ELEMENTARY S							
Electricity	27,344	KWH	\$2,465.75	\$0.00	\$2,465.75	0.0902	55.12%
Natural Gas	2,933	CCF	\$1,564.56	\$0.00	\$1,564.56	0.5334	34.98%
Water	72	CCF	\$229.66	\$0.00	\$229.66	3.1897	5.13%
Sewer	70	CCF	\$213.38	\$0.00	\$213.38	3.0483	4.77%
Total Cost:			\$4,473.35	\$0.00	\$4,473.35		



Filters: Cost Center Name Not Equal To DoNotReport; Billing Period Equal To 201202All Meter CodesAll Group Names

elpaso

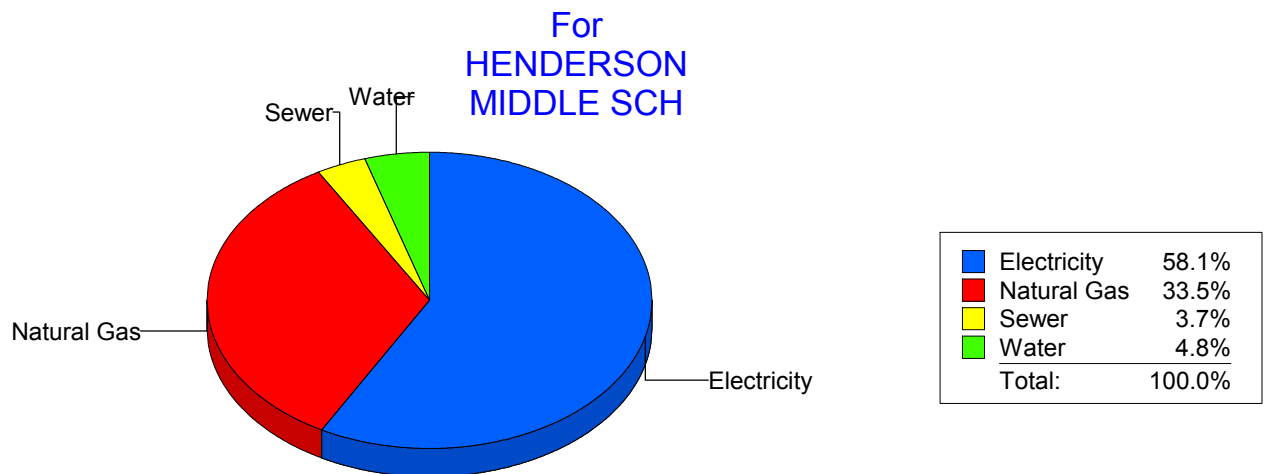
Energy CAP

Cost Avoidance Program

Cost Summary Graph

Grouped by Energy Type

Energy Type	Use	Units	Meter Cost	Special Charges	Total Cost	Avg Unit Cost	% of Total Cost
Site: HENDERSON MIDDLE SCH - HENDERSON MIDDLE SCH							
Electricity	54,266	KWH	\$5,109.25	\$0.00	\$5,109.25	0.0942	58.06%
Natural Gas	5,635	CCF	\$2,946.25	\$0.00	\$2,946.25	0.5228	33.48%
Water	161	CCF	\$423.04	\$0.00	\$423.04	2.6276	4.81%
Sewer	204	CCF	\$321.32	\$0.00	\$321.32	1.5751	3.65%
Total Cost:			\$8,799.86	\$0.00	\$8,799.86		



Filters: Cost Center Name Not Equal To DoNotReport; Billing Period Equal To 201202All Meter CodesAll Group Names

elpaso

Energy CAP

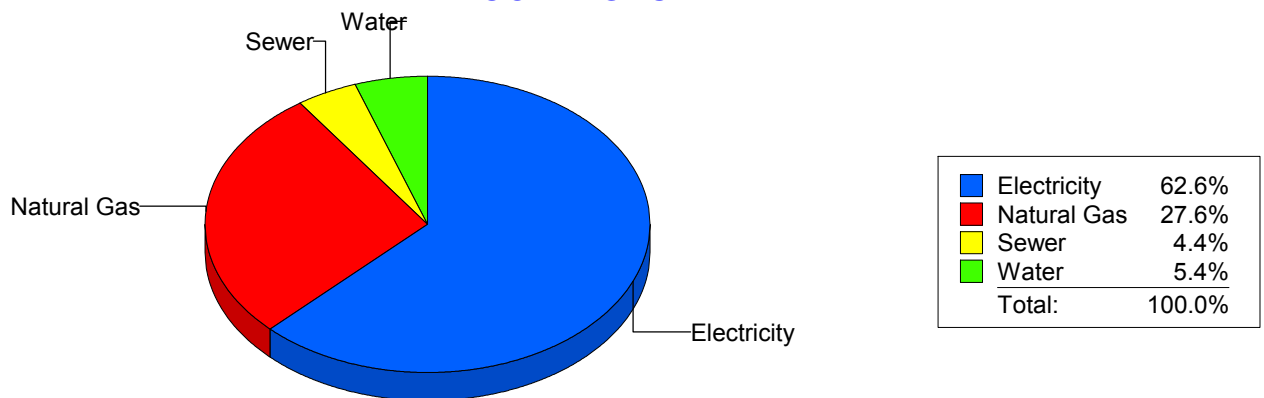
Cost Avoidance Program

Cost Summary Graph

Grouped by Energy Type

Energy Type	Use	Units	Meter Cost	Special Charges	Total Cost	Avg Unit Cost	% of Total Cost
Site: HERCULES COTTAGES - HERCULES COTTAGES							
Electricity	5,559	KWH	\$810.62	\$0.00	\$810.62	0.1458	62.60%
Natural Gas	403	CCF	\$357.43	\$0.00	\$357.43	0.8869	27.60%
Water	26	CCF	\$69.80	\$0.00	\$69.80	2.6846	5.39%
Sewer	21	CCF	\$57.00	\$0.00	\$57.00	2.7143	4.40%
Total Cost:			\$1,294.85	\$0.00	\$1,294.85		

For HERCULES COTTAGES



Filters: Cost Center Name Not Equal To DoNotReport; Billing Period Equal To 201202All Meter CodesAll Group Names

elpaso

Energy CAP

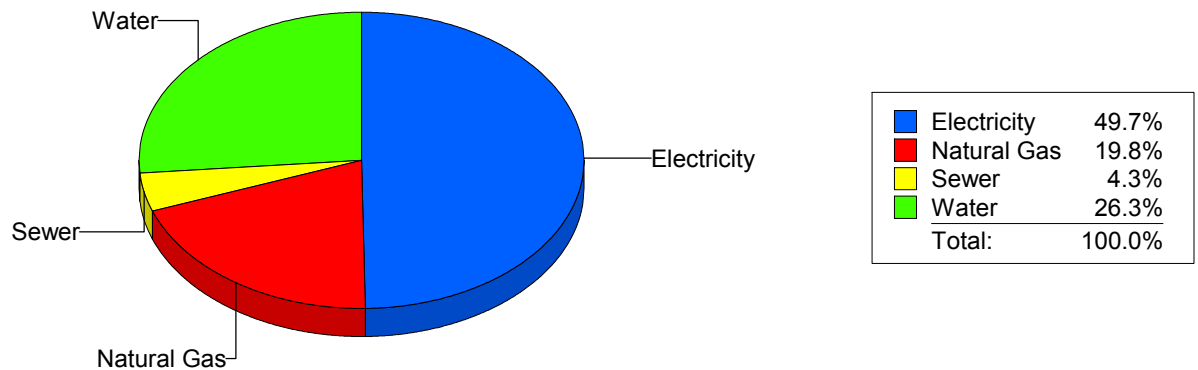
Cost Avoidance Program

Cost Summary Graph

Grouped by Energy Type

Energy Type	Use	Units	Meter Cost	Special Charges	Total Cost	Avg Unit Cost	% of Total Cost
Site: HERRERA - HERRERA ELEMENTARY							
Electricity	39,200	KWH	\$3,720.24	\$0.00	\$3,720.24	0.0949	49.66%
Natural Gas	2,781	CCF	\$1,485.32	\$0.00	\$1,485.32	0.5341	19.83%
Water	547	CCF	\$1,967.02	\$0.00	\$1,967.02	3.5960	26.26%
Sewer	84	CCF	\$318.63	\$0.00	\$318.63	3.7932	4.25%
Total Cost:			\$7,491.21	\$0.00	\$7,491.21		

For HERRERA
ELEMENTARY



Filters: Cost Center Name Not Equal To DoNotReport; Billing Period Equal To 201202All Meter CodesAll Group Names

elpaso

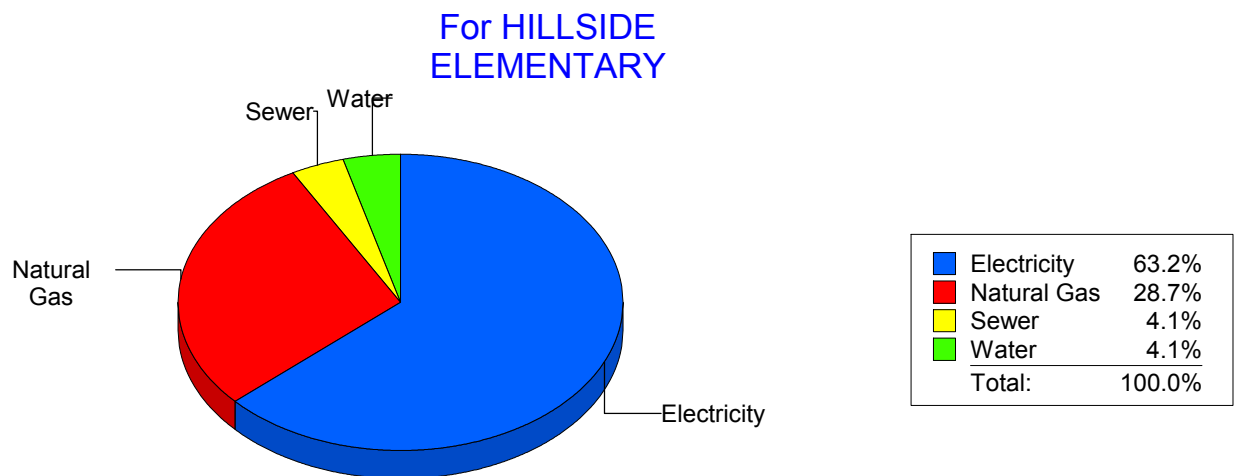
Energy CAP

Cost Avoidance Program

Cost Summary Graph

Grouped by Energy Type

Energy Type	Use	Units	Meter Cost	Special Charges	Total Cost	Avg Unit Cost	% of Total Cost
Site: HILLSIDE ELEMENTARY - HILLSIDE ELEMENTARY							
Electricity	46,831	KWH	\$5,278.31	\$0.00	\$5,278.31	0.1127	63.20%
Natural Gas	4,334	CCF	\$2,394.18	\$0.00	\$2,394.18	0.5524	28.66%
Water	106	CCF	\$341.52	\$0.00	\$341.52	3.2219	4.09%
Sewer	109	CCF	\$338.28	\$0.00	\$338.28	3.1035	4.05%
Total Cost:			\$8,352.29	\$0.00	\$8,352.29		



Filters: Cost Center Name Not Equal To DoNotReport; Billing Period Equal To 201202All Meter CodesAll Group Names

elpaso

Energy CAP

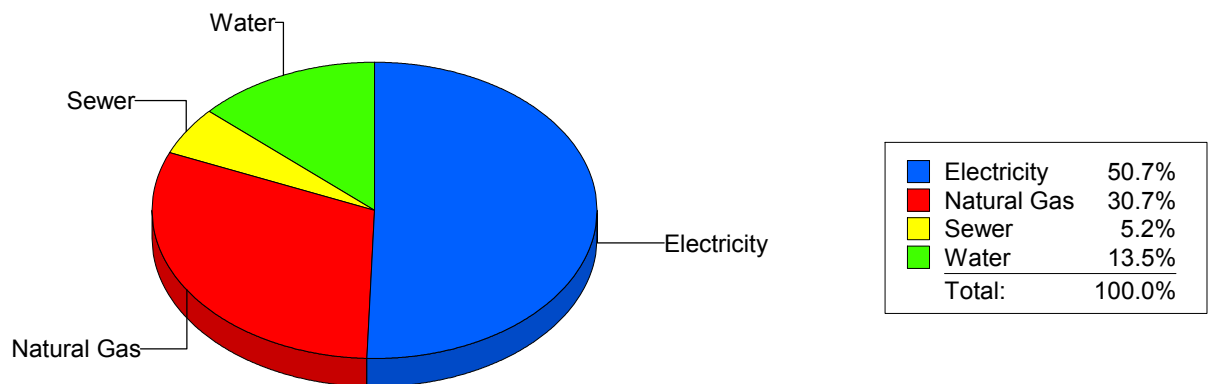
Cost Avoidance Program

Cost Summary Graph

Grouped by Energy Type

Energy Type	Use	Units	Meter Cost	Special Charges	Total Cost	Avg Unit Cost	% of Total Cost
Site: HOUSTON INTERMEDIATE - HOUSTON INTERMEDIATE							
Electricity	25,970	KWH	\$2,308.49	\$0.00	\$2,308.49	0.0889	50.67%
Natural Gas	2,490	CCF	\$1,396.61	\$0.00	\$1,396.61	0.5609	30.66%
Water	117	CCF	\$612.85	\$0.00	\$612.85	5.2380	13.45%
Sewer	22	CCF	\$237.90	\$0.00	\$237.90	10.8136	5.22%
Total Cost:			\$4,555.85	\$0.00	\$4,555.85		

For HOUSTON
INTERMEDIATE



Filters: Cost Center Name Not Equal To DoNotReport; Billing Period Equal To 201202All Meter CodesAll Group Names

elpaso

Energy CAP

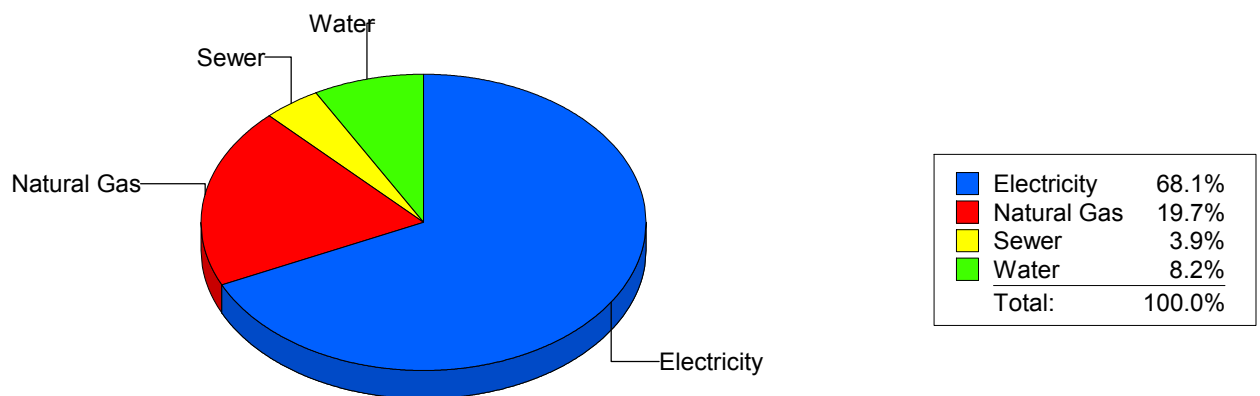
Cost Avoidance Program

Cost Summary Graph

Grouped by Energy Type

Energy Type	Use	Units	Meter Cost	Special Charges	Total Cost	Avg Unit Cost	% of Total Cost
Site: MOYE - HR MOYE							
Electricity	55,320	KWH	\$5,941.51	\$0.00	\$5,941.51	0.1074	68.13%
Natural Gas	3,239	CCF	\$1,721.65	\$0.00	\$1,721.65	0.5315	19.74%
Water	188	CCF	\$714.70	\$0.00	\$714.70	3.8016	8.20%
Sewer	103	CCF	\$342.76	\$0.00	\$342.76	3.3278	3.93%
Total Cost:			\$8,720.62	\$0.00	\$8,720.62		

For HR MOYE



Filters: Cost Center Name Not Equal To DoNotReport; Billing Period Equal To 201202All Meter CodesAll Group Names

elpaso

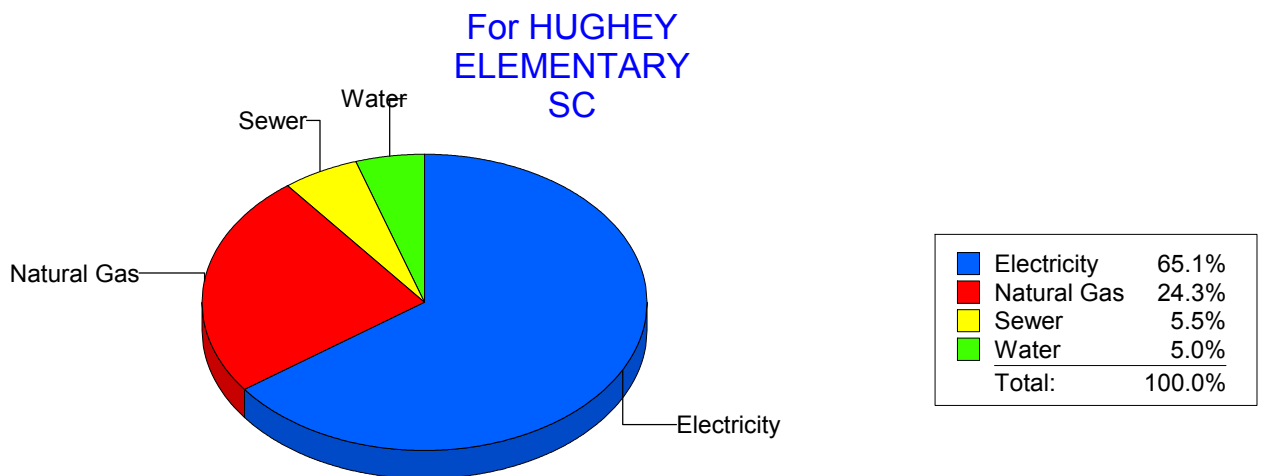
Energy CAP

Cost Avoidance Program

Cost Summary Graph

Grouped by Energy Type

Energy Type	Use	Units	Meter Cost	Special Charges	Total Cost	Avg Unit Cost	% of Total Cost
Site: HUGHEY ELEMENTARY SC - HUGHEY ELEMENTARY SC							
Electricity	33,899	KWH	\$4,328.76	\$0.00	\$4,328.76	0.1277	65.11%
Natural Gas	2,975	CCF	\$1,617.63	\$0.00	\$1,617.63	0.5437	24.33%
Water	69	CCF	\$335.71	\$0.00	\$335.71	4.8654	5.05%
Sewer	190	CCF	\$365.78	\$0.00	\$365.78	1.9252	5.50%
Total Cost:			\$6,647.88	\$0.00	\$6,647.88		



Filters: Cost Center Name Not Equal To DoNotReport; Billing Period Equal To 201202All Meter CodesAll Group Names

elpaso

Energy CAP

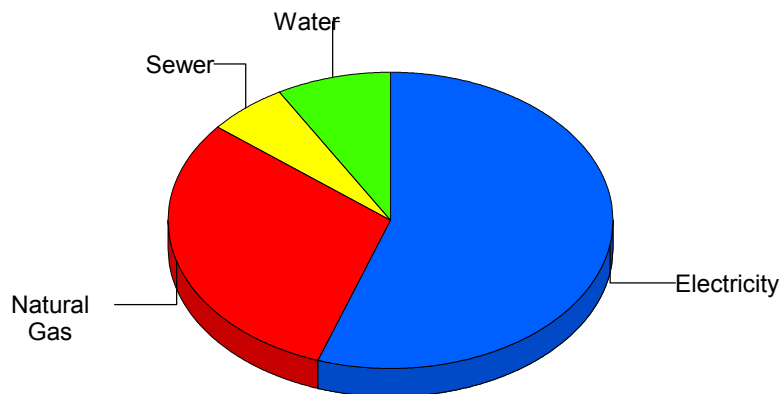
Cost Avoidance Program

Cost Summary Graph

Grouped by Energy Type

Energy Type	Use	Units	Meter Cost	Special Charges	Total Cost	Avg Unit Cost	% of Total Cost
Site: IRVIN HIGH SCHOOL - IRVIN HIGH SCHOOL							
Electricity	118,365	KWH	\$10,965.11	\$0.00	\$10,965.11	0.0926	55.36%
Natural Gas	11,619	CCF	\$6,037.89	\$0.00	\$6,037.89	0.5197	30.48%
Water	1,064	CCF	\$1,667.99	\$0.00	\$1,667.99	1.5677	8.42%
Sewer	786	CCF	\$1,135.83	\$0.00	\$1,135.83	1.4451	5.73%
Total Cost:			\$19,806.82	\$0.00	\$19,806.82		

For IRVIN HIGH SCHOOL



Electricity	55.4%
Natural Gas	30.5%
Sewer	5.7%
Water	8.4%
Total:	100.0%

Filters: Cost Center Name Not Equal To DoNotReport; Billing Period Equal To 201202All Meter CodesAll Group Names

elpaso

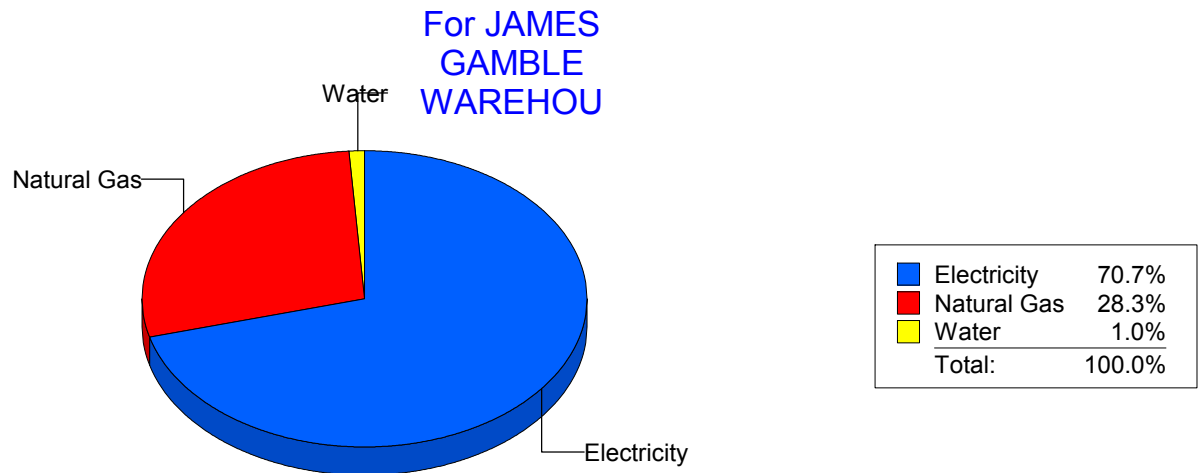
Energy CAP

Cost Avoidance Program

Cost Summary Graph

Grouped by Energy Type

Energy Type	Use	Units	Meter Cost	Special Charges	Total Cost	Avg Unit Cost	% of Total Cost
Site: JAMES GAMBLE WAREHOU - JAMES GAMBLE WAREHOU							
Electricity	27,600	KWH	\$2,574.51	\$0.00	\$2,574.51	0.0933	70.75%
Natural Gas	1,904	CCF	\$1,028.22	\$0.00	\$1,028.22	0.5400	28.25%
Water	0	CCF	\$36.36	\$0.00	\$36.36	0.0000	1.00%
Total Cost:			\$3,639.09	\$0.00	\$3,639.09		



Filters: Cost Center Name Not Equal To DoNotReport; Billing Period Equal To 201202All Meter CodesAll Group Names

elpaso

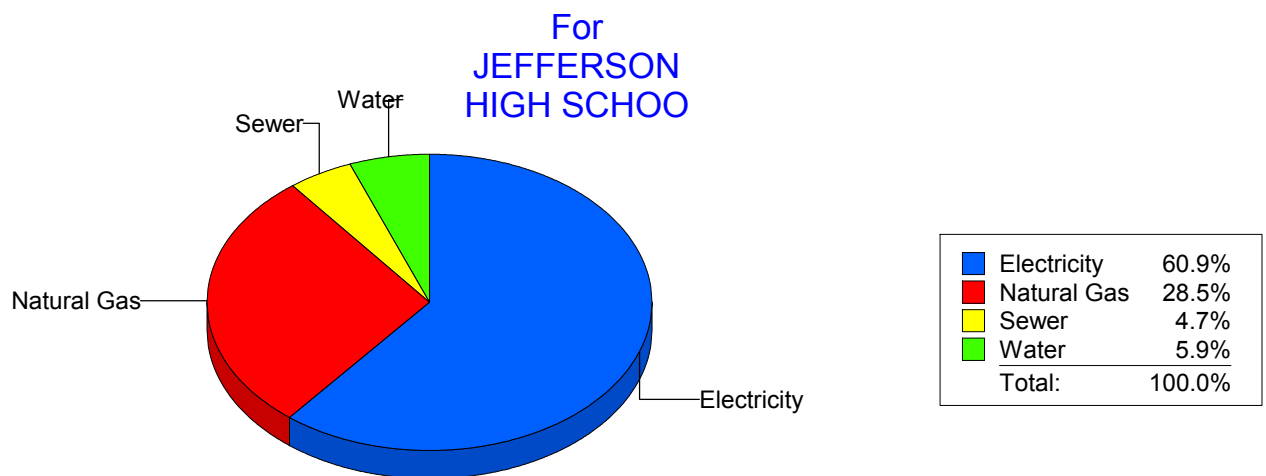
Energy CAP

Cost Avoidance Program

Cost Summary Graph

Grouped by Energy Type

Energy Type	Use	Units	Meter Cost	Special Charges	Total Cost	Avg Unit Cost	% of Total Cost
Site: JEFFERSON HIGH SCHOO - JEFFERSON HIGH SCHOO							
Electricity	109,187	KWH	\$10,422.71	\$0.00	\$10,422.71	0.0955	60.87%
Natural Gas	8,844	CCF	\$4,881.88	\$0.00	\$4,881.88	0.5520	28.51%
Water	469	CCF	\$1,010.79	\$0.00	\$1,010.79	2.1552	5.90%
Sewer	364	CCF	\$806.83	\$0.00	\$806.83	2.2166	4.71%
Total Cost:			\$17,122.21	\$0.00	\$17,122.21		



Filters: Cost Center Name Not Equal To DoNotReport; Billing Period Equal To 201202All Meter CodesAll Group Names

elpaso

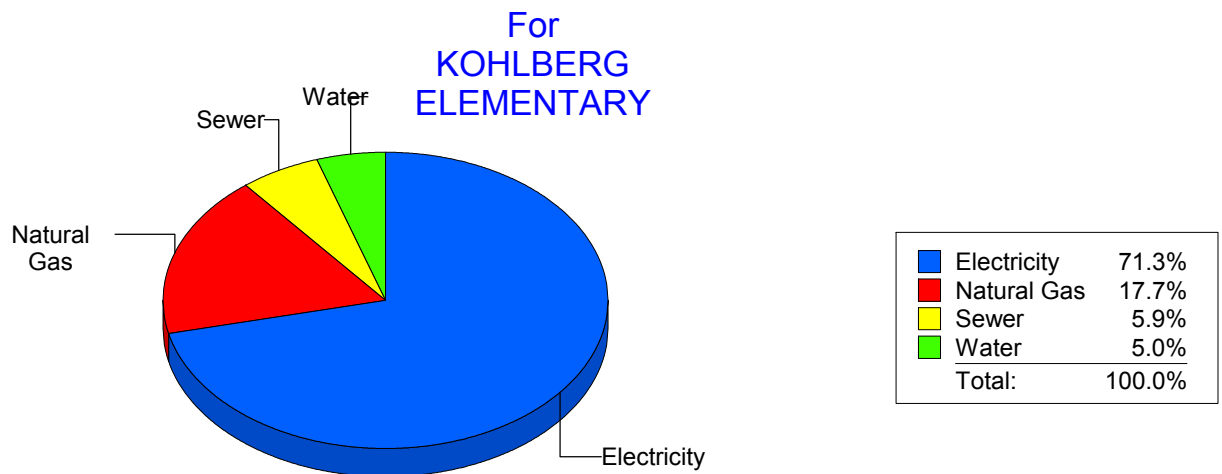
Energy CAP

Cost Avoidance Program

Cost Summary Graph

Grouped by Energy Type

Energy Type	Use	Units	Meter Cost	Special Charges	Total Cost	Avg Unit Cost	% of Total Cost
Site: KOHLBERG ELEMENTARY - KOHLBERG ELEMENTARY							
Electricity	62,020	KWH	\$6,585.80	\$0.00	\$6,585.80	0.1062	71.35%
Natural Gas	3,010	CCF	\$1,635.78	\$0.00	\$1,635.78	0.5434	17.72%
Water	190	CCF	\$464.83	\$0.00	\$464.83	2.4465	5.04%
Sewer	281	CCF	\$543.96	\$0.00	\$543.96	1.9358	5.89%
Total Cost:			\$9,230.37	\$0.00	\$9,230.37		



Filters: Cost Center Name Not Equal To DoNotReport; Billing Period Equal To 201202All Meter CodesAll Group Names

elpaso

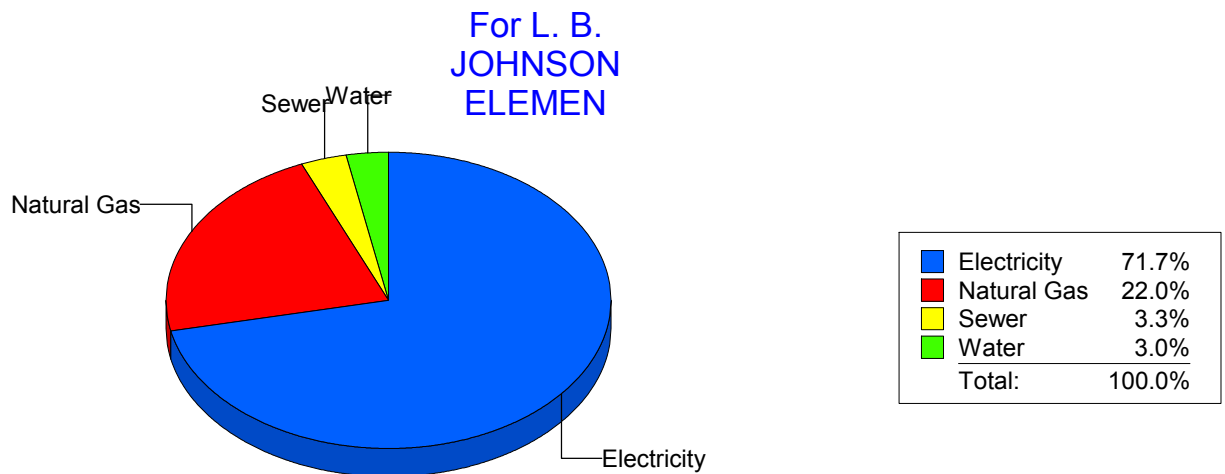
Energy CAP

Cost Avoidance Program

Cost Summary Graph

Grouped by Energy Type

Energy Type	Use	Units	Meter Cost	Special Charges	Total Cost	Avg Unit Cost	% of Total Cost
Site: L. B. JOHNSON ELEMEN - L. B. JOHNSON ELEMEN							
Electricity	60,600	KWH	\$6,812.95	\$0.00	\$6,812.95	0.1124	71.72%
Natural Gas	3,888	CCF	\$2,088.10	\$0.00	\$2,088.10	0.5371	21.98%
Water	148	CCF	\$286.75	\$0.00	\$286.75	1.9375	3.02%
Sewer	137	CCF	\$311.60	\$0.00	\$311.60	2.2745	3.28%
Total Cost:			\$9,499.40	\$0.00	\$9,499.40		



Filters: Cost Center Name Not Equal To DoNotReport; Billing Period Equal To 201202All Meter CodesAll Group Names

elpaso

Energy CAP

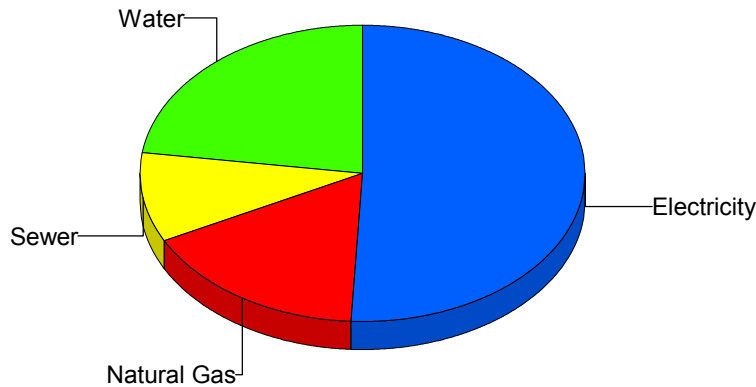
Cost Avoidance Program

Cost Summary Graph

Grouped by Energy Type

Energy Type	Use	Units	Meter Cost	Special Charges	Total Cost	Avg Unit Cost	% of Total Cost
Site: LAMAR ELEMENTARY SCH - LAMAR ELEMENTARY SCH							
Electricity	33,900	KWH	\$3,269.06	\$0.00	\$3,269.06	0.0964	50.78%
Natural Gas	1,867	CCF	\$1,072.94	\$0.00	\$1,072.94	0.5747	16.67%
Water	514	CCF	\$1,467.66	\$0.00	\$1,467.66	2.8554	22.80%
Sewer	229	CCF	\$628.29	\$0.00	\$628.29	2.7436	9.76%
Total Cost:			\$6,437.95	\$0.00	\$6,437.95		

For LAMAR
ELEMENTARY
SCH



Electricity	50.8%
Natural Gas	16.7%
Sewer	9.8%
Water	22.8%
Total:	100.0%

Filters: Cost Center Name Not Equal To DoNotReport; Billing Period Equal To 201202All Meter CodesAll Group Names

elpaso

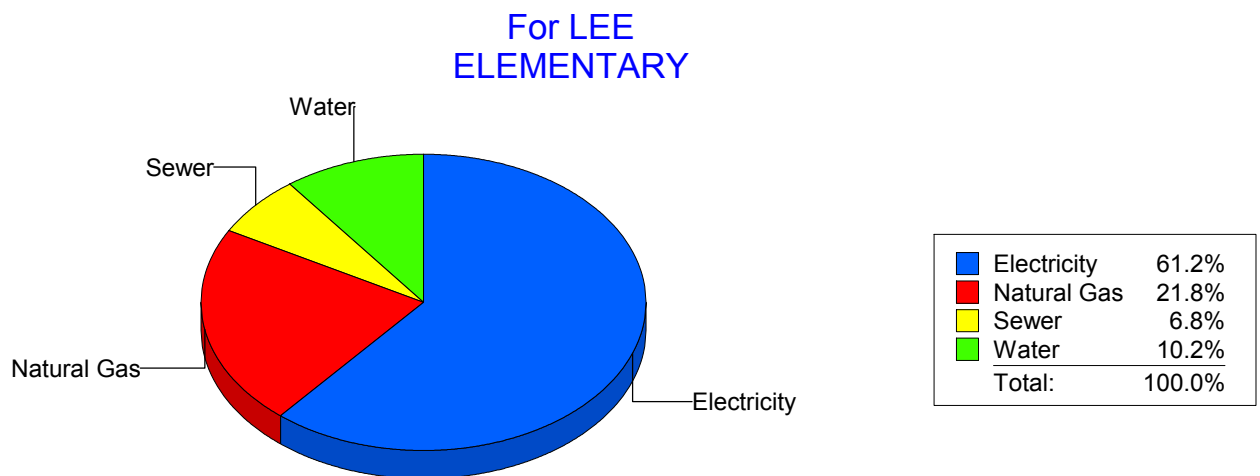
Energy CAP

Cost Avoidance Program

Cost Summary Graph

Grouped by Energy Type

Energy Type	Use	Units	Meter Cost	Special Charges	Total Cost	Avg Unit Cost	% of Total Cost
Site: LEE ELEMENTARY - LEE ELEMENTARY							
Electricity	36,627	KWH	\$4,472.12	\$0.00	\$4,472.12	0.1221	61.20%
Natural Gas	2,875	CCF	\$1,591.03	\$0.00	\$1,591.03	0.5534	21.77%
Water	189	CCF	\$744.32	\$0.00	\$744.32	3.9382	10.19%
Sewer	172	CCF	\$500.09	\$0.00	\$500.09	2.9075	6.84%
Total Cost:			\$7,307.56	\$0.00	\$7,307.56		



Filters: Cost Center Name Not Equal To DoNotReport; Billing Period Equal To 201202All Meter CodesAll Group Names

elpaso

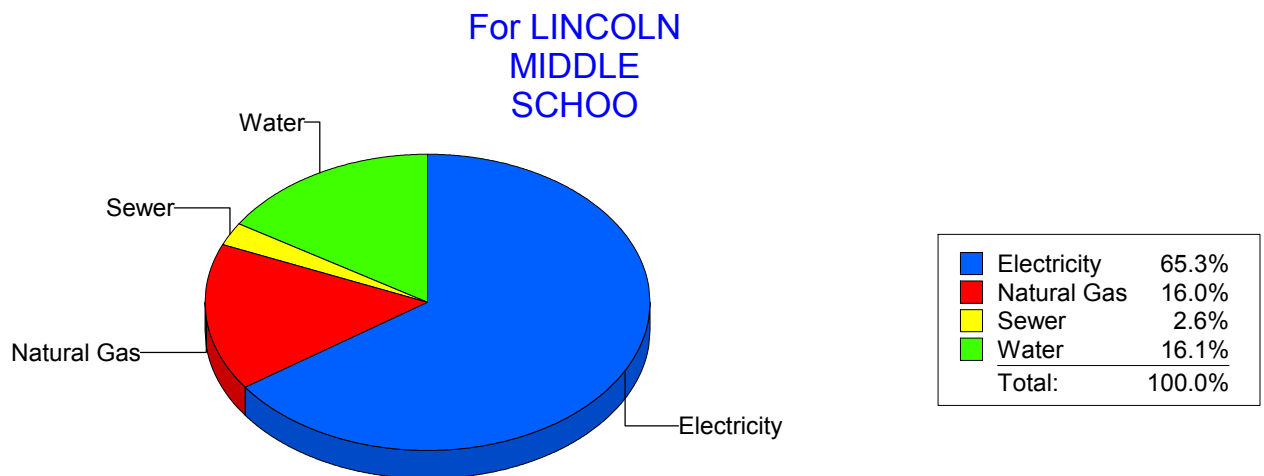
Energy CAP

Cost Avoidance Program

Cost Summary Graph

Grouped by Energy Type

Energy Type	Use	Units	Meter Cost	Special Charges	Total Cost	Avg Unit Cost	% of Total Cost
Site: LINCOLN MIDDLE SCHOO - LINCOLN MIDDLE SCHOO							
Electricity	122,750	KWH	\$12,557.73	\$0.00	\$12,557.73	0.1023	65.31%
Natural Gas	5,879	CCF	\$3,070.96	\$0.00	\$3,070.96	0.5224	15.97%
Water	1,045	CCF	\$3,094.03	\$0.00	\$3,094.03	2.9608	16.09%
Sewer	289	CCF	\$504.64	\$0.00	\$504.64	1.7462	2.62%
Total Cost:			\$19,227.36	\$0.00	\$19,227.36		



Filters: Cost Center Name Not Equal To DoNotReport; Billing Period Equal To 201202All Meter CodesAll Group Names

elpaso

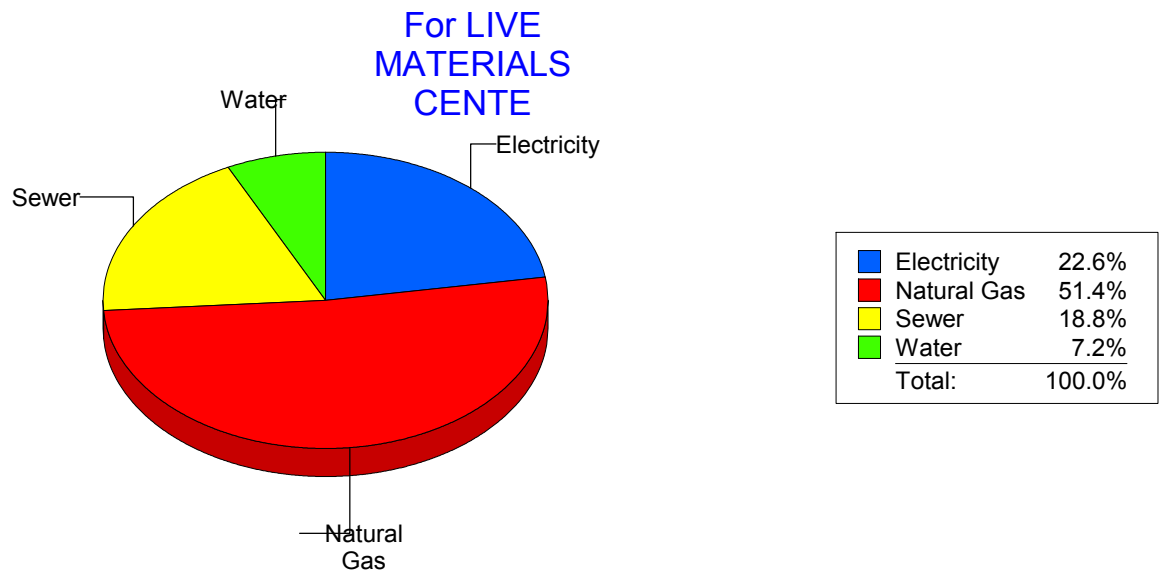
Energy CAP

Cost Avoidance Program

Cost Summary Graph

Grouped by Energy Type

Energy Type	Use	Units	Meter Cost	Special Charges	Total Cost	Avg Unit Cost	% of Total Cost
Site: LIVE MATERIALS CENTE - LIVE MATERIALS CENTE							
Electricity		1 KWH	\$33.42	\$0.00	\$33.42	33.4200	22.56%
Natural Gas		5 CCF	\$76.16	\$0.00	\$76.16	15.2320	51.42%
Water		0 CCF	\$10.70	\$0.00	\$10.70	0.0000	7.22%
Sewer		6 CCF	\$27.84	\$0.00	\$27.84	4.6400	18.80%
Total Cost:			\$148.12	\$0.00	\$148.12		



Filters: Cost Center Name Not Equal To DoNotReport; Billing Period Equal To 201202All Meter CodesAll Group Names

elpaso

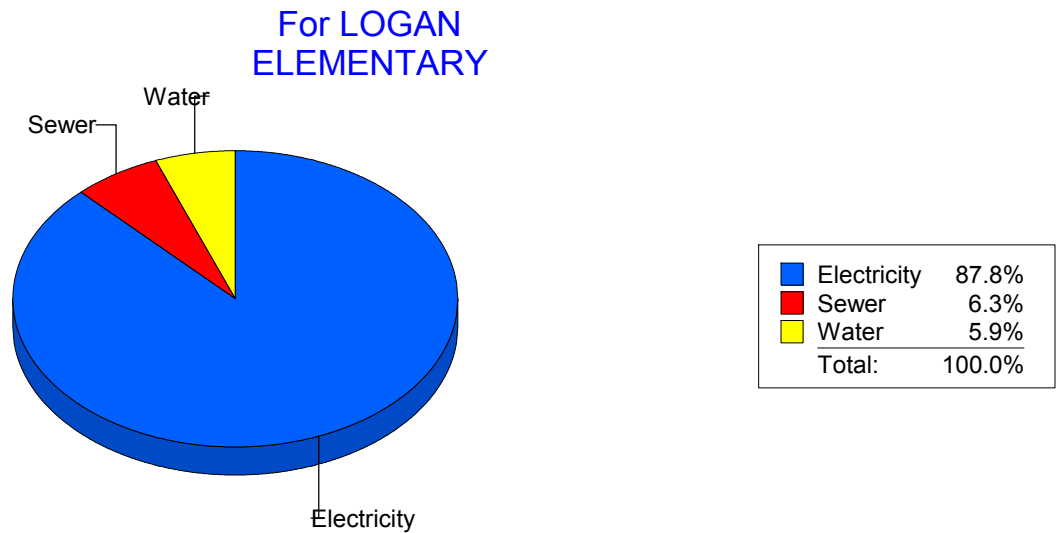
Energy CAP

Cost Avoidance Program

Cost Summary Graph

Grouped by Energy Type

Energy Type	Use	Units	Meter Cost	Special Charges	Total Cost	Avg Unit Cost	% of Total Cost
Site: LOGAN ELEMENTARY - LOGAN ELEMENTARY							
Electricity	29,900	KWH	\$3,168.42	\$0.00	\$3,168.42	0.1060	87.82%
Water	103	CCF	\$211.98	\$0.00	\$211.98	2.0581	5.88%
Sewer	130	CCF	\$227.34	\$0.00	\$227.34	1.7488	6.30%
Total Cost:			\$3,607.74	\$0.00	\$3,607.74		



Filters: Cost Center Name Not Equal To DoNotReport; Billing Period Equal To 201202All Meter CodesAll Group Names

elpaso

Energy CAP

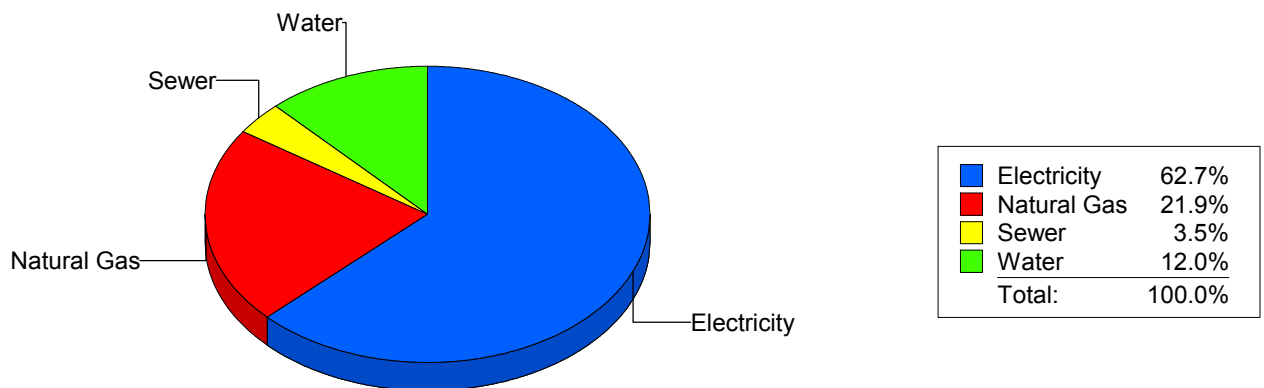
Cost Avoidance Program

Cost Summary Graph

Grouped by Energy Type

Energy Type	Use	Units	Meter Cost	Special Charges	Total Cost	Avg Unit Cost	% of Total Cost
Site: LUNDY - LUNDY							
Electricity	63,200	KWH	\$5,741.82	\$0.00	\$5,741.82	0.0909	62.66%
Natural Gas	3,725	CCF	\$2,002.96	\$0.00	\$2,002.96	0.5377	21.86%
Water	293	CCF	\$1,095.62	\$0.00	\$1,095.62	3.7393	11.96%
Sewer	88	CCF	\$323.71	\$0.00	\$323.71	3.6785	3.53%
Total Cost:			\$9,164.11	\$0.00	\$9,164.11		

For LUNDY



Filters: Cost Center Name Not Equal To DoNotReport; Billing Period Equal To 201202All Meter CodesAll Group Names

elpaso

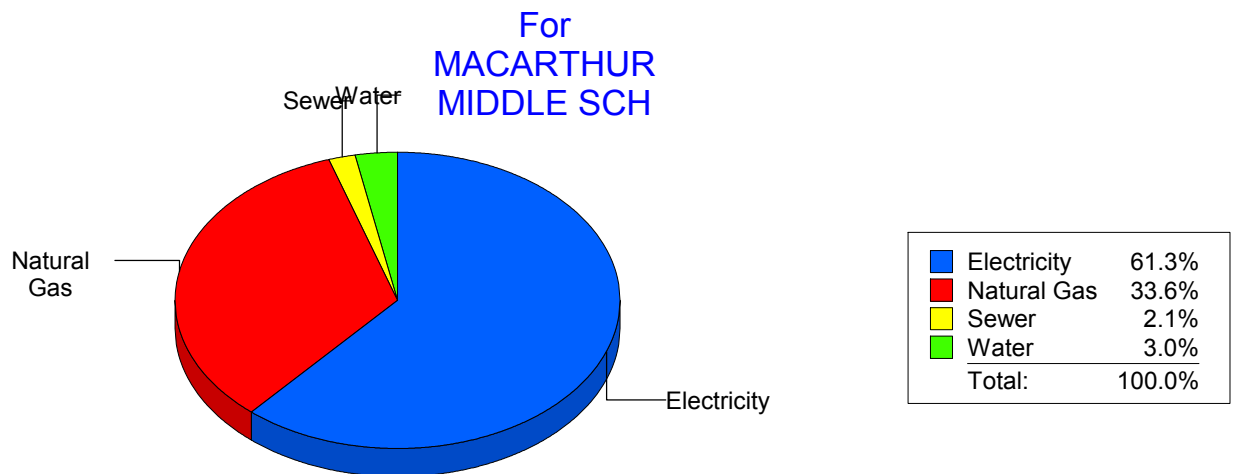
Energy CAP

Cost Avoidance Program

Cost Summary Graph

Grouped by Energy Type

Energy Type	Use	Units	Meter Cost	Special Charges	Total Cost	Avg Unit Cost	% of Total Cost
Site: MACARTHUR MIDDLE SCH - MACARTHUR MIDDLE SCH							
Electricity	92,680	KWH	\$8,373.15	\$0.00	\$8,373.15	0.0903	61.28%
Natural Gas	8,863	CCF	\$4,596.07	\$0.00	\$4,596.07	0.5186	33.64%
Water	142	CCF	\$403.47	\$0.00	\$403.47	2.8413	2.95%
Sewer	120	CCF	\$290.01	\$0.00	\$290.01	2.4168	2.12%
Total Cost:			\$13,662.70	\$0.00	\$13,662.70		



Filters: Cost Center Name Not Equal To DoNotReport; Billing Period Equal To 201202All Meter CodesAll Group Names

elpaso

Energy CAP

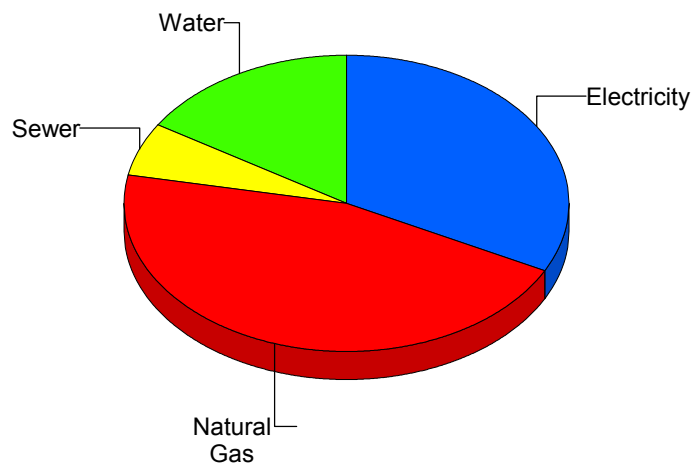
Cost Avoidance Program

Cost Summary Graph

Grouped by Energy Type

Energy Type	Use	Units	Meter Cost	Special Charges	Total Cost	Avg Unit Cost	% of Total Cost
Site: MAGOFFIN MIDDLE SCHO - MAGOFFIN MIDDLE SCHO							
Electricity	12,660	KWH	\$1,573.20	\$0.00	\$1,573.20	0.1243	32.55%
Natural Gas	4,162	CCF	\$2,193.24	\$0.00	\$2,193.24	0.5270	45.38%
Water	222	CCF	\$774.26	\$0.00	\$774.26	3.4877	16.02%
Sewer	63	CCF	\$291.96	\$0.00	\$291.96	4.6343	6.04%
Total Cost:			\$4,832.66	\$0.00	\$4,832.66		

For MAGOFFIN
MIDDLE SCHO



Electricity	32.6%
Natural Gas	45.4%
Sewer	6.0%
Water	16.0%
Total:	100.0%

Filters: Cost Center Name Not Equal To DoNotReport; Billing Period Equal To 201202All Meter CodesAll Group Names

elpaso

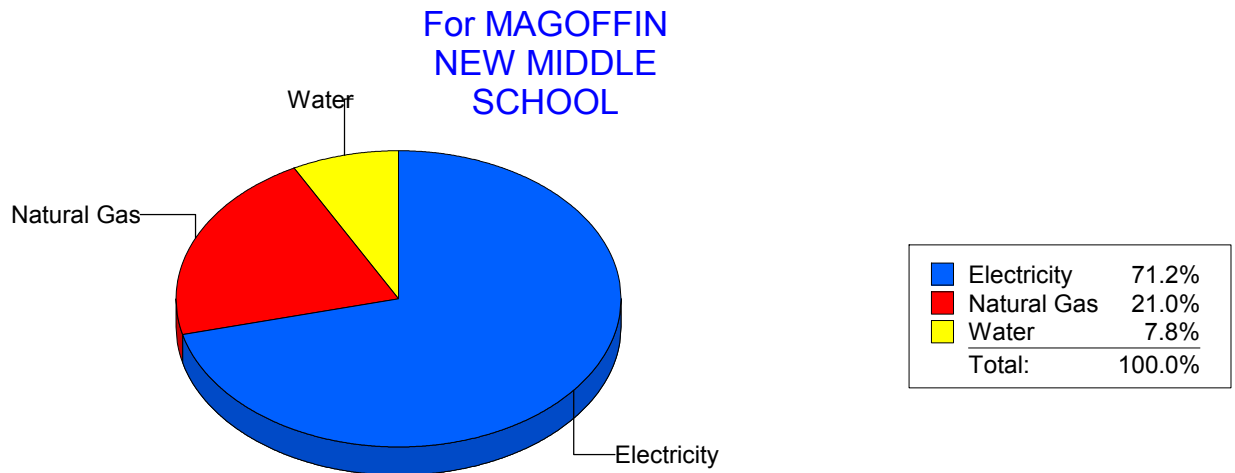
Energy CAP

Cost Avoidance Program

Cost Summary Graph

Grouped by Energy Type

Energy Type	Use	Units	Meter Cost	Special Charges	Total Cost	Avg Unit Cost	% of Total Cost
Site: MAGOFFINMIDDLESCHOOLN047 - MAGOFFIN NEW MIDDLE SCHOOL							
Electricity	105,600	KWH	\$9,425.31	\$0.00	\$9,425.31	0.0893	71.23%
Natural Gas	5,295	CCF	\$2,772.48	\$0.00	\$2,772.48	0.5236	20.95%
Water	241	CCF	\$1,034.71	\$0.00	\$1,034.71	4.2934	7.82%
Total Cost:			\$13,232.50	\$0.00	\$13,232.50		



Filters: Cost Center Name Not Equal To DoNotReport; Billing Period Equal To 201202All Meter CodesAll Group Names

elpaso

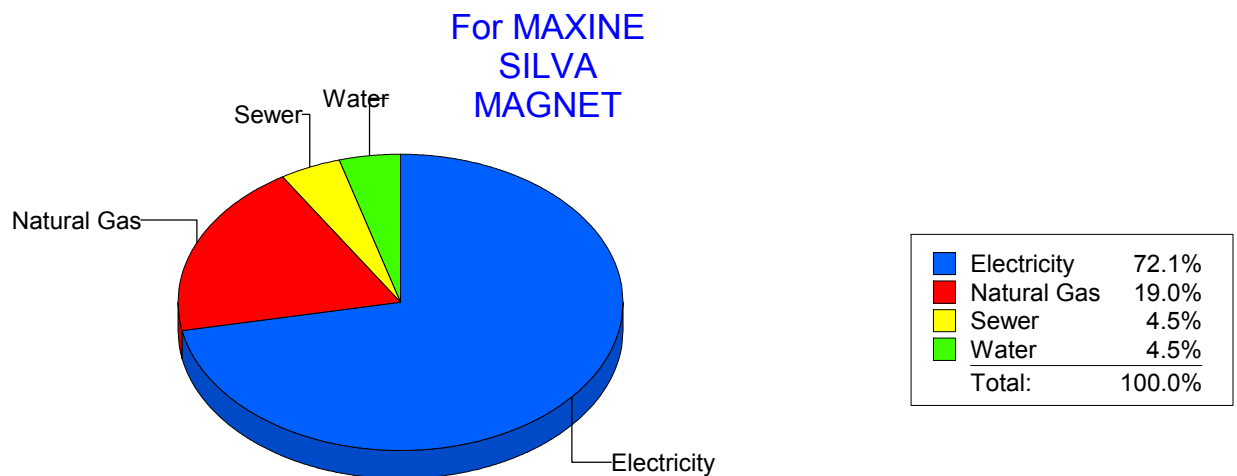
Energy CAP

Cost Avoidance Program

Cost Summary Graph

Grouped by Energy Type

Energy Type	Use	Units	Meter Cost	Special Charges	Total Cost	Avg Unit Cost	% of Total Cost
Site: MAXINE SILVA MAGNET - MAXINE SILVA MAGNET							
Electricity	58,500	KWH	\$5,433.35	\$0.00	\$5,433.35	0.0929	72.07%
Natural Gas	2,675	CCF	\$1,430.07	\$0.00	\$1,430.07	0.5346	18.97%
Water	131	CCF	\$336.97	\$0.00	\$336.97	2.5723	4.47%
Sewer	158	CCF	\$338.27	\$0.00	\$338.27	2.1409	4.49%
Total Cost:			\$7,538.66	\$0.00	\$7,538.66		



Filters: Cost Center Name Not Equal To DoNotReport; Billing Period Equal To 201202All Meter CodesAll Group Names

elpaso

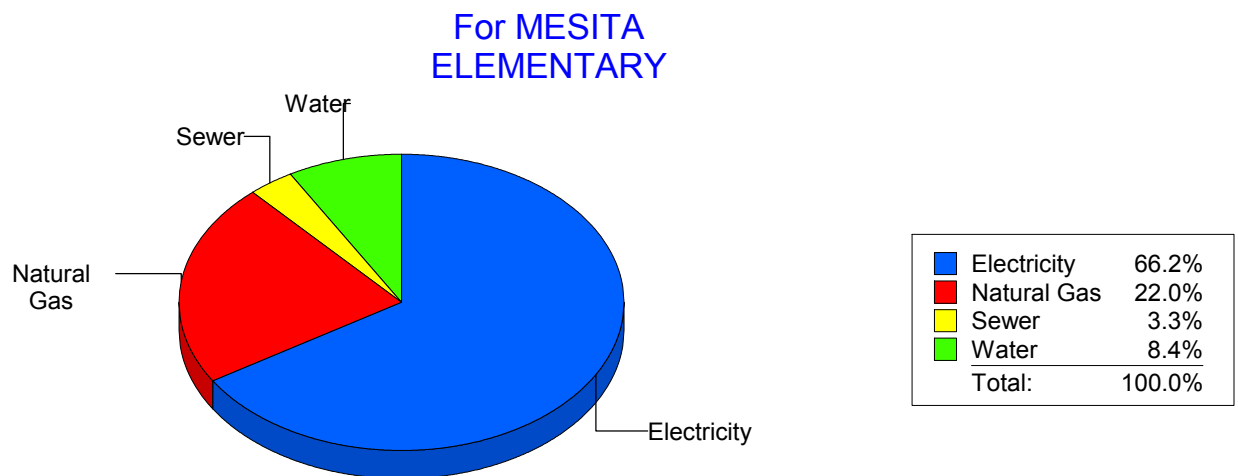
Energy CAP

Cost Avoidance Program

Cost Summary Graph

Grouped by Energy Type

Energy Type	Use	Units	Meter Cost	Special Charges	Total Cost	Avg Unit Cost	% of Total Cost
Site: MESITA ELEMENTARY - MESITA ELEMENTARY							
Electricity	61,920	KWH	\$6,667.35	\$0.00	\$6,667.35	0.1077	66.24%
Natural Gas	4,140	CCF	\$2,215.07	\$0.00	\$2,215.07	0.5350	22.01%
Water	238	CCF	\$848.33	\$0.00	\$848.33	3.5644	8.43%
Sewer	97	CCF	\$335.14	\$0.00	\$335.14	3.4551	3.33%
Total Cost:			\$10,065.89	\$0.00	\$10,065.89		



Filters: Cost Center Name Not Equal To DoNotReport; Billing Period Equal To 201202All Meter CodesAll Group Names

elpaso

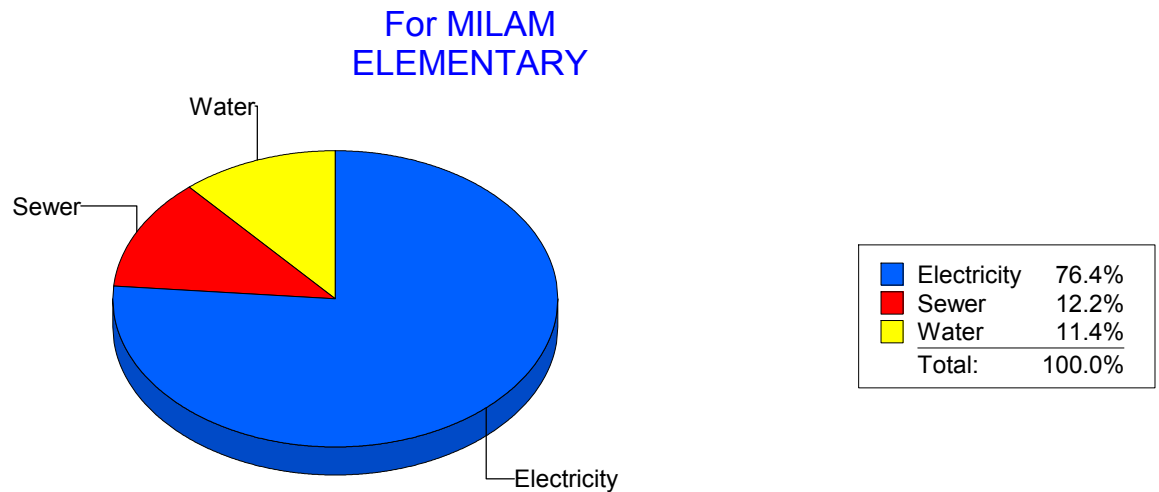
Energy CAP

Cost Avoidance Program

Cost Summary Graph

Grouped by Energy Type

Energy Type	Use	Units	Meter Cost	Special Charges	Total Cost	Avg Unit Cost	% of Total Cost
Site: MILAM ELEMENTARY - MILAM ELEMENTARY							
Electricity	21,720	KWH	\$2,450.89	\$0.00	\$2,450.89	0.1128	76.36%
Water	167	CCF	\$367.34	\$0.00	\$367.34	2.1996	11.44%
Sewer	200	CCF	\$391.61	\$0.00	\$391.61	1.9581	12.20%
Total Cost:			\$3,209.84	\$0.00	\$3,209.84		



Filters: Cost Center Name Not Equal To DoNotReport; Billing Period Equal To 201202All Meter CodesAll Group Names

elpaso

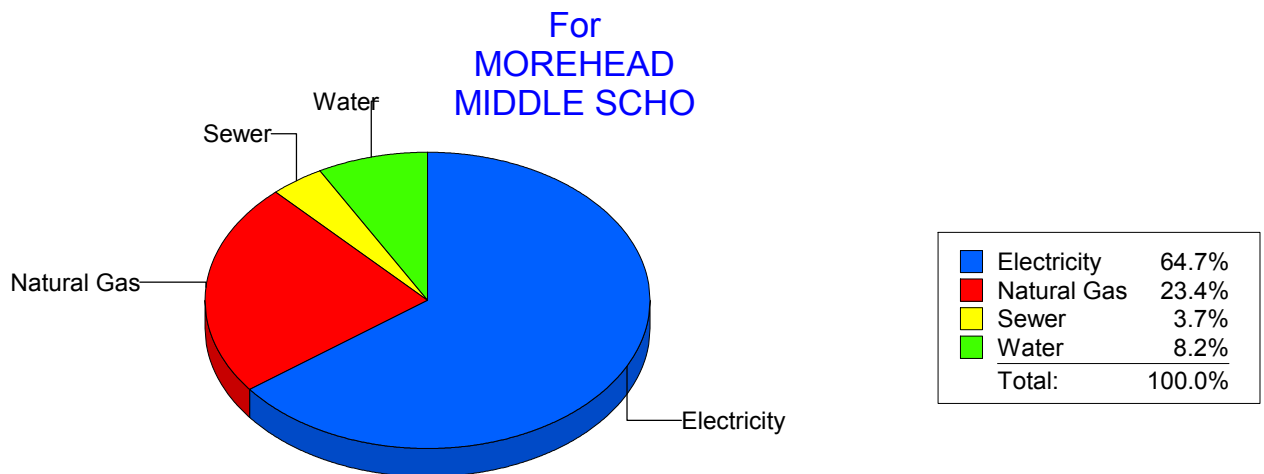
Energy CAP

Cost Avoidance Program

Cost Summary Graph

Grouped by Energy Type

Energy Type	Use	Units	Meter Cost	Special Charges	Total Cost	Avg Unit Cost	% of Total Cost
Site: MOREHEAD MIDDLE SCHO - MOREHEAD MIDDLE SCHO							
Electricity	86,947	KWH	\$8,460.37	\$0.00	\$8,460.37	0.0973	64.70%
Natural Gas	5,864	CCF	\$3,063.28	\$0.00	\$3,063.28	0.5224	23.43%
Water	768	CCF	\$1,069.95	\$0.00	\$1,069.95	1.3932	8.18%
Sewer	213	CCF	\$482.46	\$0.00	\$482.46	2.2651	3.69%
Total Cost:			\$13,076.06	\$0.00	\$13,076.06		



Filters: Cost Center Name Not Equal To DoNotReport; Billing Period Equal To 201202All Meter CodesAll Group Names

elpaso

Energy CAP

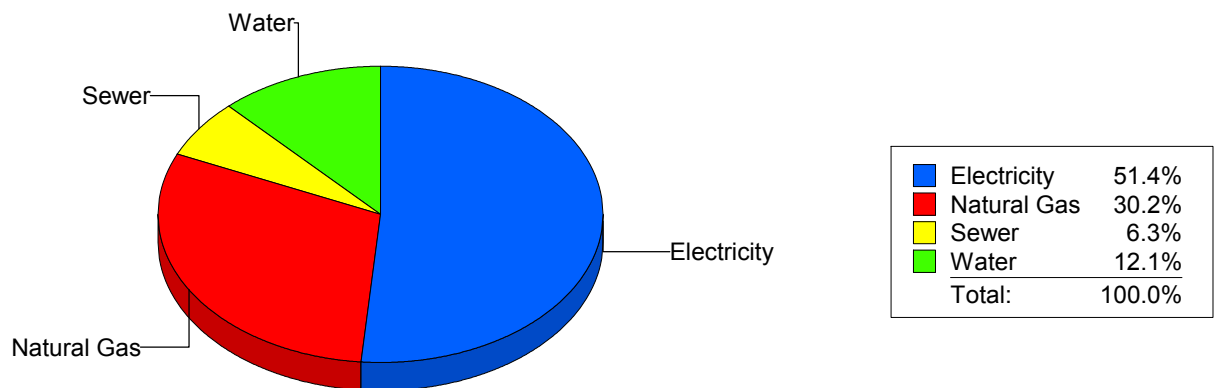
Cost Avoidance Program

Cost Summary Graph

Grouped by Energy Type

Energy Type	Use	Units	Meter Cost	Special Charges	Total Cost	Avg Unit Cost	% of Total Cost
Site: NEWMAN ELEMENTARY - NEWMAN ELEMENTARY							
Electricity	27,558	KWH	\$3,063.88	\$0.00	\$3,063.88	0.1112	51.42%
Natural Gas	3,266	CCF	\$1,799.54	\$0.00	\$1,799.54	0.5510	30.20%
Water	368	CCF	\$719.25	\$0.00	\$719.25	1.9545	12.07%
Sewer	208	CCF	\$375.88	\$0.00	\$375.88	1.8071	6.31%
Total Cost:			\$5,958.55	\$0.00	\$5,958.55		

For NEWMAN
ELEMENTARY



Filters: Cost Center Name Not Equal To DoNotReport; Billing Period Equal To 201202All Meter CodesAll Group Names

elpaso

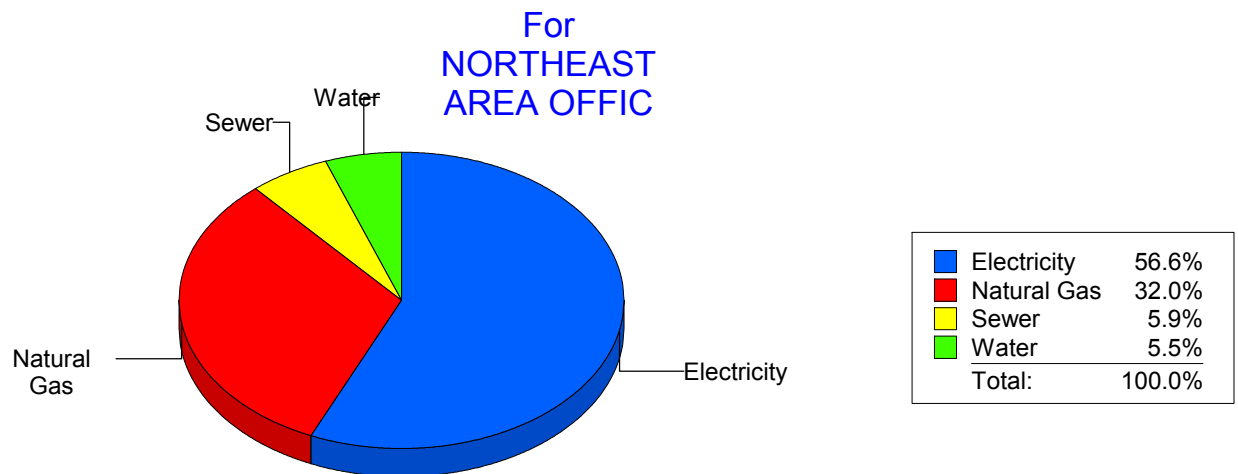
Energy CAP

Cost Avoidance Program

Cost Summary Graph

Grouped by Energy Type

Energy Type	Use	Units	Meter Cost	Special Charges	Total Cost	Avg Unit Cost	% of Total Cost
Site: NORTHEAST AREA OFFIC - NORTHEAST AREA OFFIC							
Electricity	5,080	KWH	\$549.17	\$0.00	\$549.17	0.1081	56.64%
Natural Gas	369	CCF	\$310.47	\$0.00	\$310.47	0.8414	32.02%
Water	7	CCF	\$52.95	\$0.00	\$52.95	7.5643	5.46%
Sewer	13	CCF	\$56.95	\$0.00	\$56.95	4.3808	5.87%
Total Cost:			\$969.54	\$0.00	\$969.54		



Filters: Cost Center Name Not Equal To DoNotReport; Billing Period Equal To 201202All Meter CodesAll Group Names

elpaso


Energy CAP

Cost Avoidance Program

Cost Summary Graph

Grouped by Energy Type

Energy Type	Use	Units	Meter Cost	Special Charges	Total Cost	Avg Unit Cost	% of Total Cost
Site: NORTHEAST AREA TRANS - NORTHEAST AREA TRANS							
Electricity	5,263	KWH	\$524.88	\$0.00	\$524.88	0.0997	33.16%
Natural Gas	927	CCF	\$547.42	\$0.00	\$547.42	0.5905	34.59%
Water	40	CCF	\$251.48	\$0.00	\$251.48	6.2870	15.89%
Sewer	37	CCF	\$258.94	\$0.00	\$258.94	6.9984	16.36%
Total Cost:			\$1,582.72	\$0.00	\$1,582.72		



Filters: Cost Center Name Not Equal To DoNotReport; Billing Period Equal To 201202All Meter CodesAll Group Names

elpaso

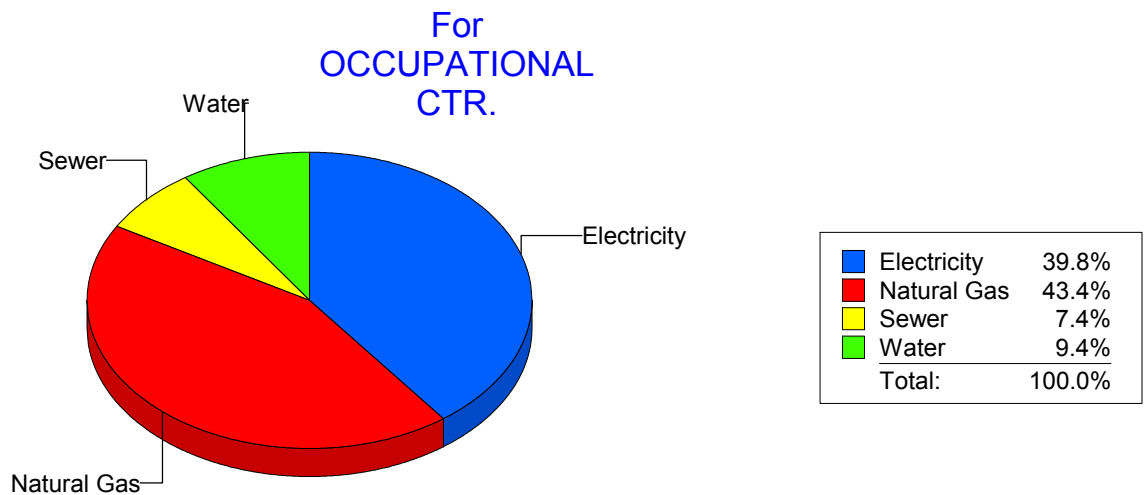
Energy CAP

Cost Avoidance Program

Cost Summary Graph

Grouped by Energy Type

Energy Type	Use	Units	Meter Cost	Special Charges	Total Cost	Avg Unit Cost	% of Total Cost
Site: OCCUPATIONAL CTR. - OCCUPATIONAL CTR.							
Electricity	3,900	KWH	\$397.82	\$0.00	\$397.82	0.1020	39.82%
Natural Gas	763	CCF	\$433.34	\$0.00	\$433.34	0.5679	43.38%
Water	11	CCF	\$94.17	\$0.00	\$94.17	8.5609	9.43%
Sewer	19	CCF	\$73.61	\$0.00	\$73.61	3.8742	7.37%
Total Cost:			\$998.94	\$0.00	\$998.94		



Filters: Cost Center Name Not Equal To DoNotReport; Billing Period Equal To 201202All Meter CodesAll Group Names

elpaso

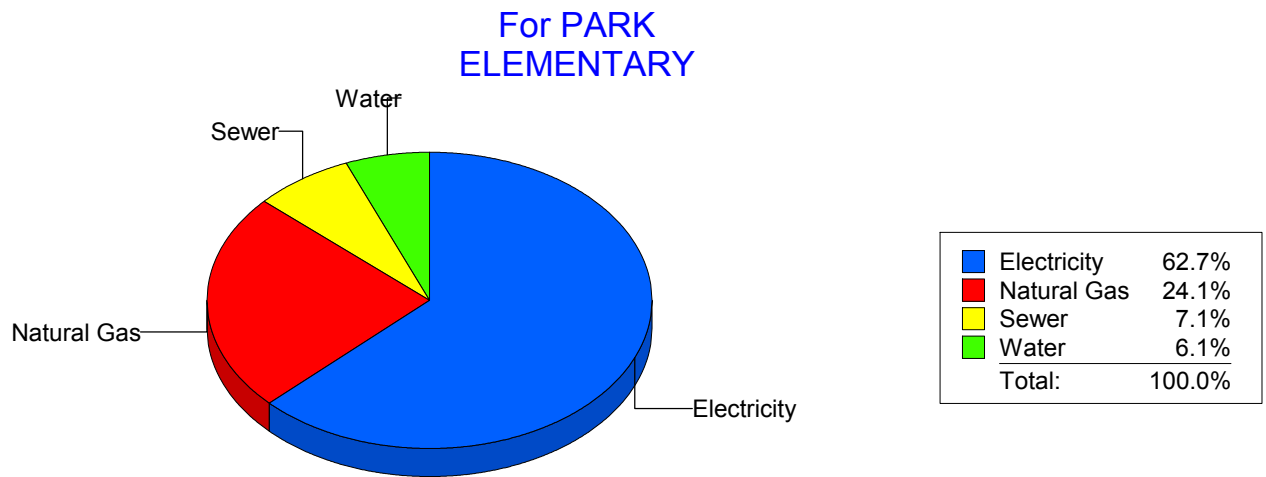
Energy CAP

Cost Avoidance Program

Cost Summary Graph

Grouped by Energy Type

Energy Type	Use	Units	Meter Cost	Special Charges	Total Cost	Avg Unit Cost	% of Total Cost
Site: PARK ELEMENTARY - PARK ELEMENTARY							
Electricity	31,798	KWH	\$3,766.81	\$0.00	\$3,766.81	0.1185	62.69%
Natural Gas	2,567	CCF	\$1,446.17	\$0.00	\$1,446.17	0.5634	24.07%
Water	138	CCF	\$367.67	\$0.00	\$367.67	2.6643	6.12%
Sewer	200	CCF	\$427.96	\$0.00	\$427.96	2.1398	7.12%
Total Cost:			\$6,008.61	\$0.00	\$6,008.61		



Filters: Cost Center Name Not Equal To DoNotReport; Billing Period Equal To 201202All Meter CodesAll Group Names

elpaso

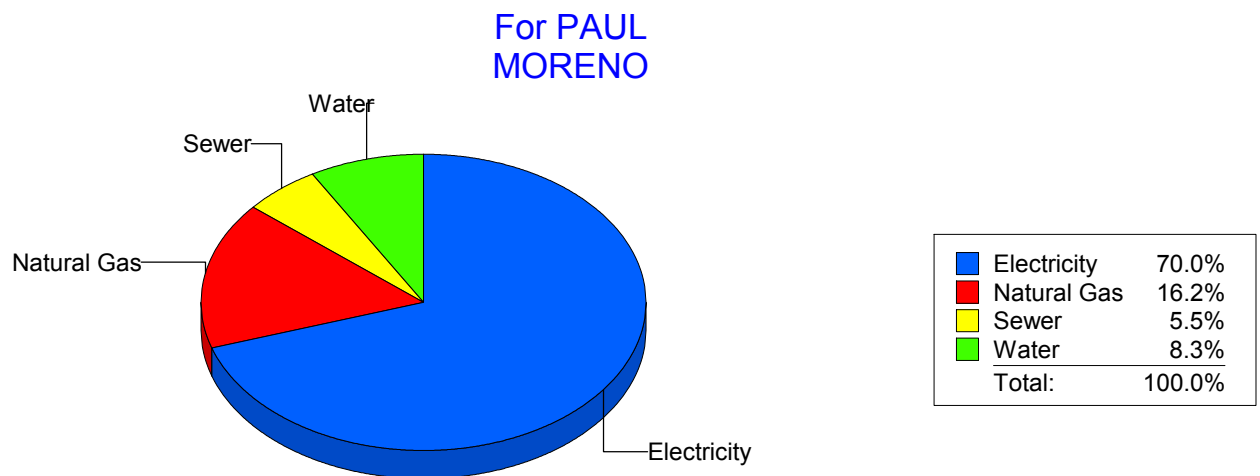
Energy CAP

Cost Avoidance Program

Cost Summary Graph

Grouped by Energy Type

Energy Type	Use	Units	Meter Cost	Special Charges	Total Cost	Avg Unit Cost	% of Total Cost
Site: PAUL MORENO - PAUL MORENO							
Electricity	48,300	KWH	\$5,554.05	\$0.00	\$5,554.05	0.1150	70.05%
Natural Gas	2,332	CCF	\$1,281.64	\$0.00	\$1,281.64	0.5496	16.16%
Water	175	CCF	\$654.82	\$0.00	\$654.82	3.7418	8.26%
Sewer	198	CCF	\$438.55	\$0.00	\$438.55	2.2149	5.53%
Total Cost:			\$7,929.06	\$0.00	\$7,929.06		



Filters: Cost Center Name Not Equal To DoNotReport; Billing Period Equal To 201202All Meter CodesAll Group Names

elpaso

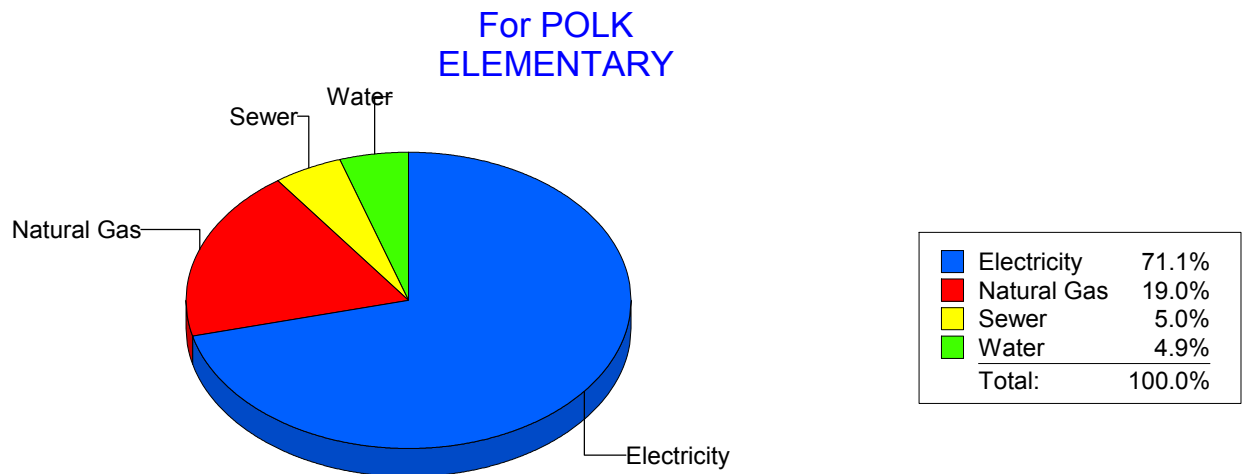
Energy CAP

Cost Avoidance Program

Cost Summary Graph

Grouped by Energy Type

Energy Type	Use	Units	Meter Cost	Special Charges	Total Cost	Avg Unit Cost	% of Total Cost
Site: POLK ELEMENTARY - POLK ELEMENTARY							
Electricity	38,020	KWH	\$4,009.05	\$0.00	\$4,009.05	0.1054	71.09%
Natural Gas	1,914	CCF	\$1,070.38	\$0.00	\$1,070.38	0.5592	18.98%
Water	104	CCF	\$275.99	\$0.00	\$275.99	2.6538	4.89%
Sewer	115	CCF	\$283.66	\$0.00	\$283.66	2.4666	5.03%
Total Cost:			\$5,639.08	\$0.00	\$5,639.08		



Filters: Cost Center Name Not Equal To DoNotReport; Billing Period Equal To 201202All Meter CodesAll Group Names

elpaso

Energy CAP

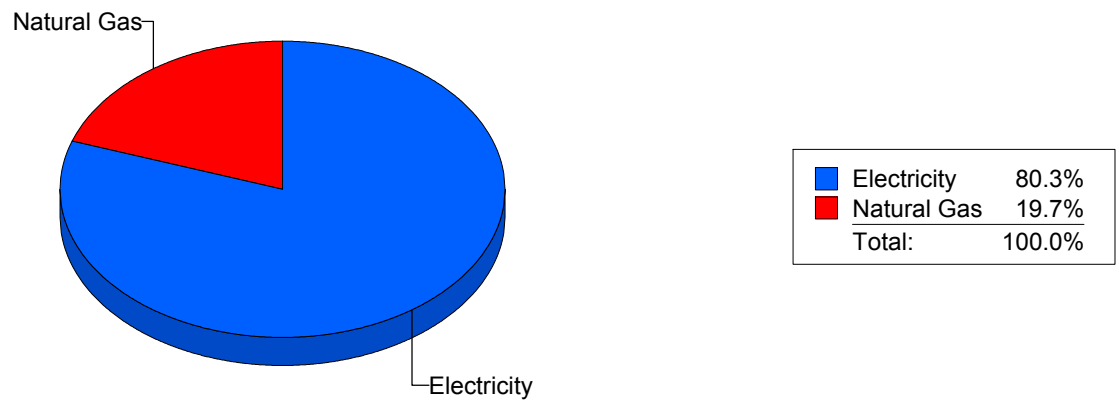
Cost Avoidance Program

Cost Summary Graph

Grouped by Energy Type

Energy Type	Use	Units	Meter Cost	Special Charges	Total Cost	Avg Unit Cost	% of Total Cost
Site: POWELL - POWELL							
Electricity	44,160	KWH	\$5,110.87	\$0.00	\$5,110.87	0.1157	80.28%
Natural Gas	2,340	CCF	\$1,255.44	\$0.00	\$1,255.44	0.5365	19.72%
Total Cost:			\$6,366.31	\$0.00	\$6,366.31		

For POWELL



Filters: Cost Center Name Not Equal To DoNotReport; Billing Period Equal To 201202All Meter CodesAll Group Names

elpaso

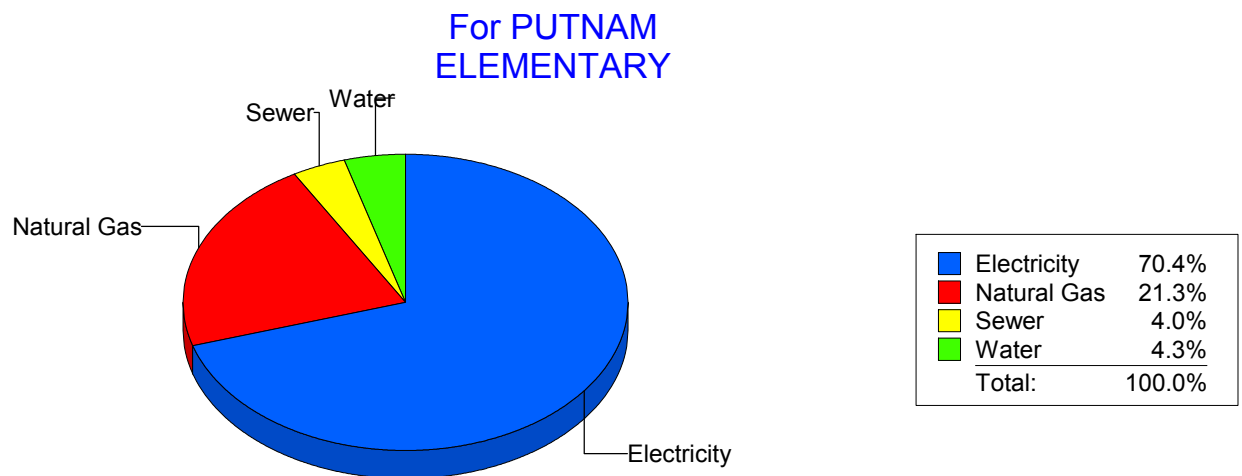
Energy CAP

Cost Avoidance Program

Cost Summary Graph

Grouped by Energy Type

Energy Type	Use	Units	Meter Cost	Special Charges	Total Cost	Avg Unit Cost	% of Total Cost
Site: PUTNAM ELEMENTARY - PUTNAM ELEMENTARY							
Electricity	34,729	KWH	\$4,076.85	\$0.00	\$4,076.85	0.1174	70.38%
Natural Gas	2,240	CCF	\$1,231.16	\$0.00	\$1,231.16	0.5496	21.25%
Water	129	CCF	\$251.59	\$0.00	\$251.59	1.9503	4.34%
Sewer	126	CCF	\$232.74	\$0.00	\$232.74	1.8471	4.02%
Total Cost:			\$5,792.34	\$0.00	\$5,792.34		



Filters: Cost Center Name Not Equal To DoNotReport; Billing Period Equal To 201202All Meter CodesAll Group Names

elpaso

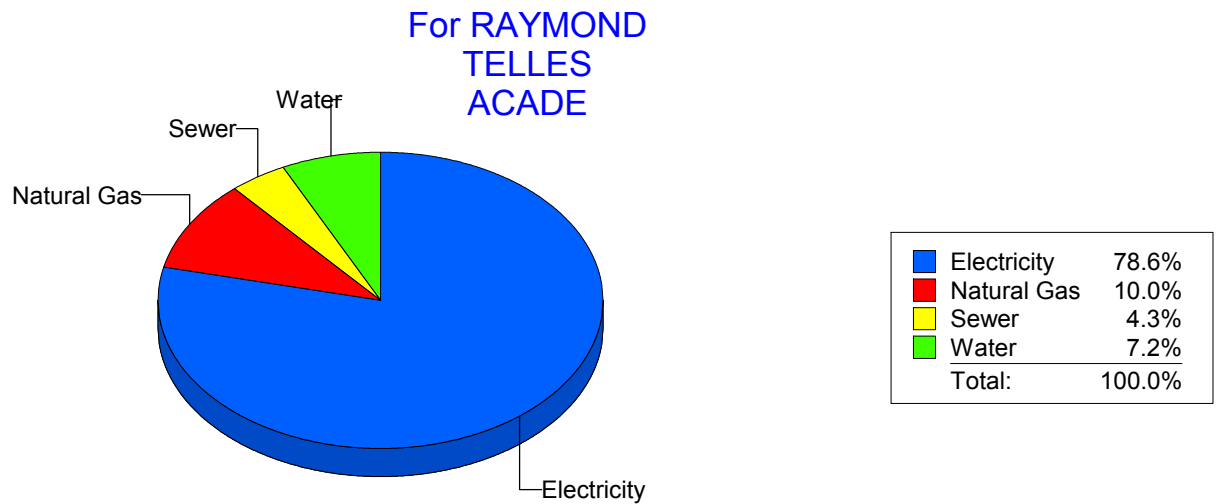
Energy CAP

Cost Avoidance Program

Cost Summary Graph

Grouped by Energy Type

Energy Type	Use	Units	Meter Cost	Special Charges	Total Cost	Avg Unit Cost	% of Total Cost
Site: RAYMOND TELLES ACADE - RAYMOND TELLES ACADE							
Electricity	40,400	KWH	\$4,331.42	\$0.00	\$4,331.42	0.1072	78.57%
Natural Gas	987	CCF	\$550.10	\$0.00	\$550.10	0.5573	9.98%
Water	148	CCF	\$394.77	\$0.00	\$394.77	2.6674	7.16%
Sewer	78	CCF	\$236.67	\$0.00	\$236.67	3.0342	4.29%
Total Cost:			\$5,512.96	\$0.00	\$5,512.96		



Filters: Cost Center Name Not Equal To DoNotReport; Billing Period Equal To 201202All Meter CodesAll Group Names

elpaso

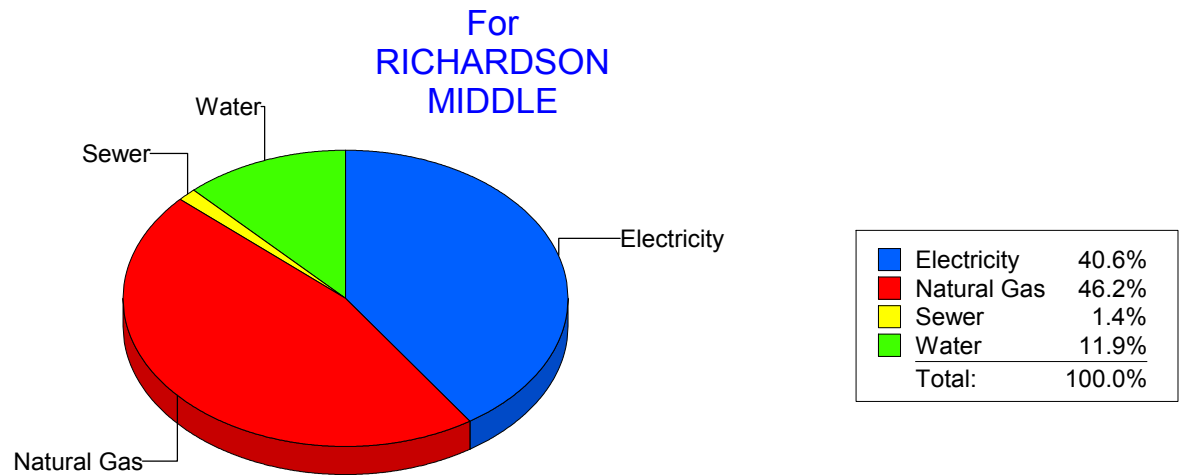
Energy CAP

Cost Avoidance Program

Cost Summary Graph

Grouped by Energy Type

Energy Type	Use	Units	Meter Cost	Special Charges	Total Cost	Avg Unit Cost	% of Total Cost
Site: RICHARDSON MIDDLE - RICHARDSON MIDDLE							
Electricity	82,500	KWH	\$8,091.65	\$0.00	\$8,091.65	0.0981	40.58%
Natural Gas	17,878	CCF	\$9,203.61	\$0.00	\$9,203.61	0.5148	46.16%
Water	540	CCF	\$2,369.80	\$0.00	\$2,369.80	4.3885	11.88%
Sewer	108	CCF	\$274.77	\$0.00	\$274.77	2.5442	1.38%
Total Cost:			\$19,939.83	\$0.00	\$19,939.83		



Filters: Cost Center Name Not Equal To DoNotReport; Billing Period Equal To 201202All Meter CodesAll Group Names

elpaso

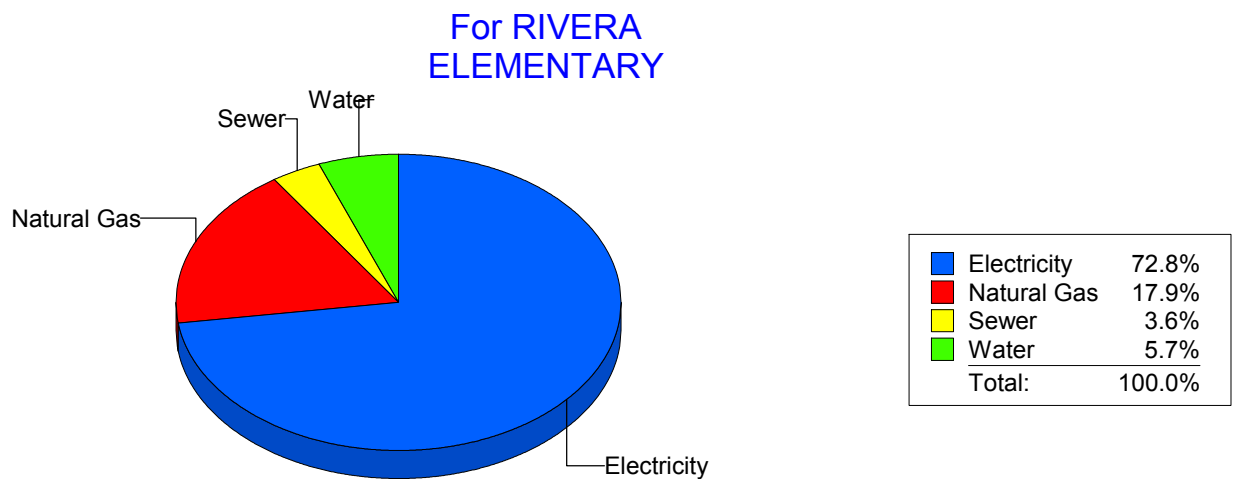
Energy CAP

Cost Avoidance Program

Cost Summary Graph

Grouped by Energy Type

Energy Type	Use	Units	Meter Cost	Special Charges	Total Cost	Avg Unit Cost	% of Total Cost
Site: RIVERA ELEMENTARY - RIVERA ELEMENTARY							
Electricity	59,700	KWH	\$6,103.77	\$0.00	\$6,103.77	0.1022	72.79%
Natural Gas	2,744	CCF	\$1,497.20	\$0.00	\$1,497.20	0.5456	17.85%
Water	174	CCF	\$479.12	\$0.00	\$479.12	2.7536	5.71%
Sewer	132	CCF	\$305.25	\$0.00	\$305.25	2.3125	3.64%
Total Cost:			\$8,385.34	\$0.00	\$8,385.34		



Filters: Cost Center Name Not Equal To DoNotReport; Billing Period Equal To 201202All Meter CodesAll Group Names

elpaso

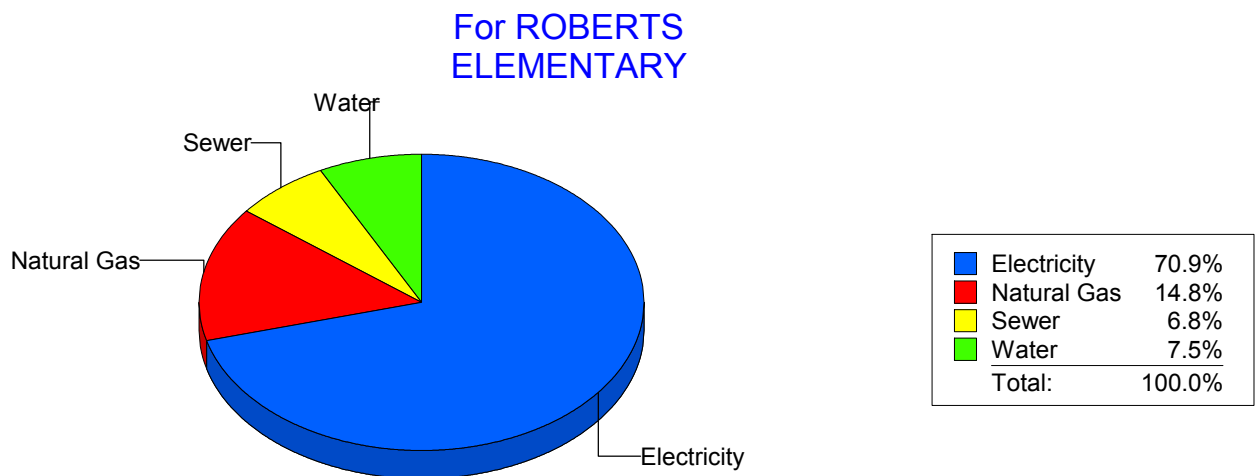
Energy CAP

Cost Avoidance Program

Cost Summary Graph

Grouped by Energy Type

Energy Type	Use	Units	Meter Cost	Special Charges	Total Cost	Avg Unit Cost	% of Total Cost
Site: ROBERTS ELEMENTARY - ROBERTS ELEMENTARY							
Electricity	41,087	KWH	\$4,043.18	\$0.00	\$4,043.18	0.0984	70.86%
Natural Gas	1,485	CCF	\$846.25	\$0.00	\$846.25	0.5699	14.83%
Water	192	CCF	\$428.89	\$0.00	\$428.89	2.2338	7.52%
Sewer	189	CCF	\$387.75	\$0.00	\$387.75	2.0516	6.80%
Total Cost:			\$5,706.07	\$0.00	\$5,706.07		



Filters: Cost Center Name Not Equal To DoNotReport; Billing Period Equal To 201202All Meter CodesAll Group Names

elpaso

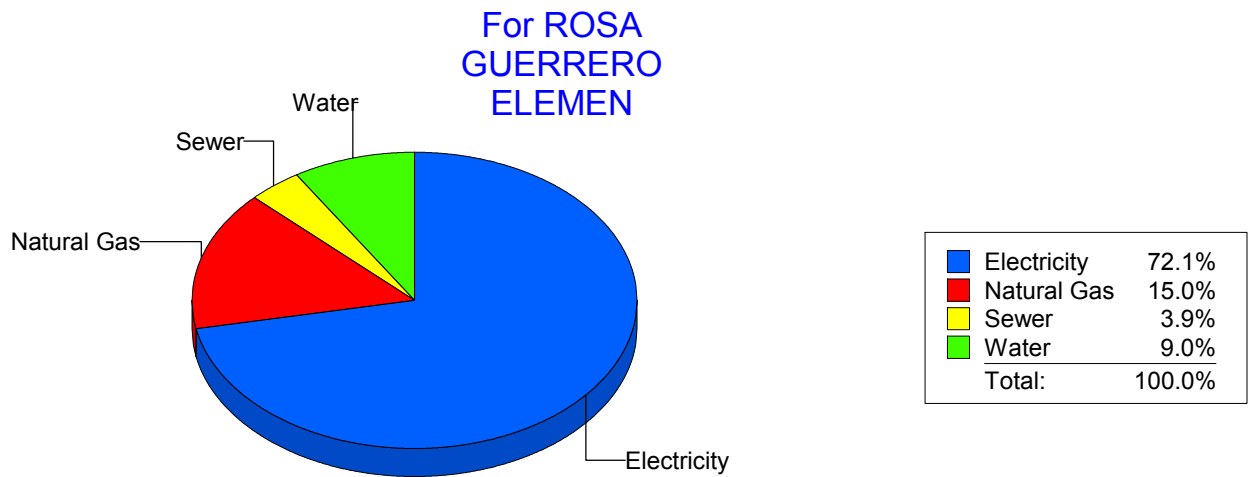
Energy CAP

Cost Avoidance Program

Cost Summary Graph

Grouped by Energy Type

Energy Type	Use	Units	Meter Cost	Special Charges	Total Cost	Avg Unit Cost	% of Total Cost
Site: ROSA GUERRERO ELEMEN - ROSA GUERRERO ELEMEN							
Electricity	50,440	KWH	\$6,076.47	\$0.00	\$6,076.47	0.1205	72.08%
Natural Gas	2,300	CCF	\$1,266.78	\$0.00	\$1,266.78	0.5508	15.03%
Water	297	CCF	\$755.10	\$0.00	\$755.10	2.5424	8.96%
Sewer	104	CCF	\$331.93	\$0.00	\$331.93	3.1916	3.94%
Total Cost:			\$8,430.28	\$0.00	\$8,430.28		



Filters: Cost Center Name Not Equal To DoNotReport; Billing Period Equal To 201202All Meter CodesAll Group Names

elpaso

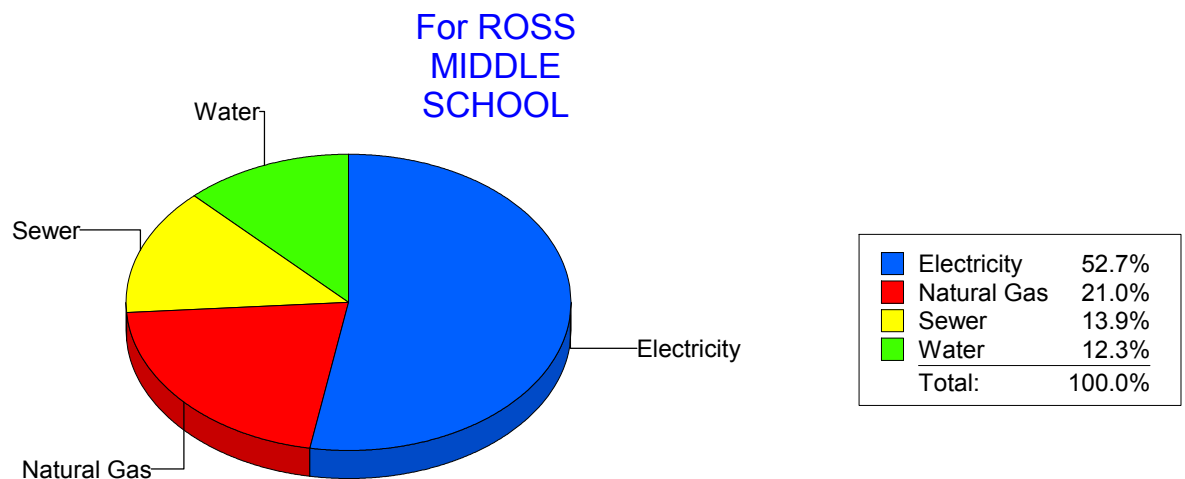
Energy CAP

Cost Avoidance Program

Cost Summary Graph

Grouped by Energy Type

Energy Type	Use	Units	Meter Cost	Special Charges	Total Cost	Avg Unit Cost	% of Total Cost
Site: ROSS MIDDLE SCHOOL - ROSS MIDDLE SCHOOL							
Electricity	46,942	KWH	\$5,002.26	\$0.00	\$5,002.26	0.1066	52.75%
Natural Gas	3,773	CCF	\$1,994.58	\$0.00	\$1,994.58	0.5286	21.03%
Water	721	CCF	\$1,170.64	\$0.00	\$1,170.64	1.6236	12.34%
Sewer	928	CCF	\$1,316.17	\$0.00	\$1,316.17	1.4183	13.88%
Total Cost:			\$9,483.65	\$0.00	\$9,483.65		



Filters: Cost Center Name Not Equal To DoNotReport; Billing Period Equal To 201202All Meter CodesAll Group Names

elpaso

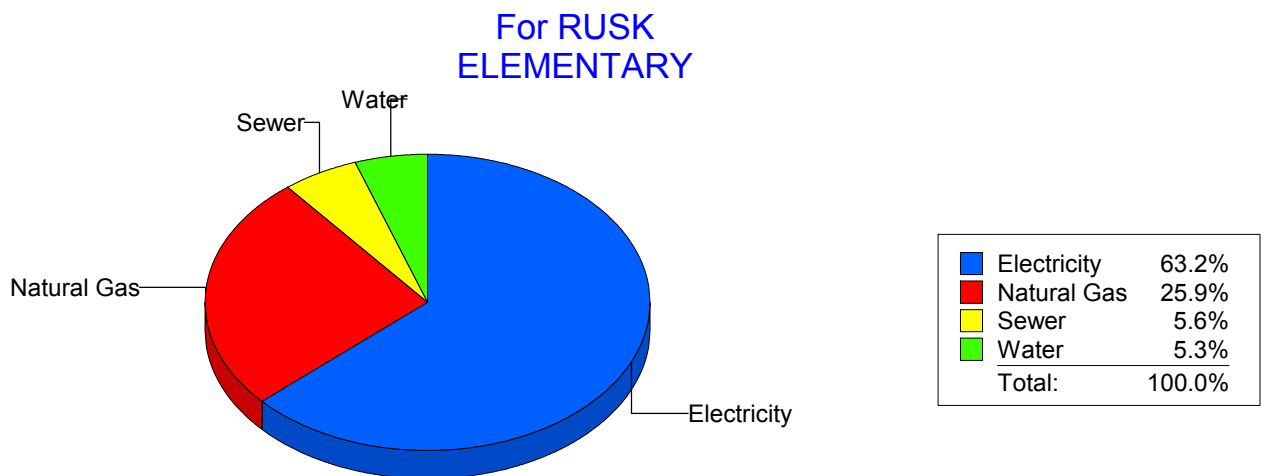
Energy CAP

Cost Avoidance Program

Cost Summary Graph

Grouped by Energy Type

Energy Type	Use	Units	Meter Cost	Special Charges	Total Cost	Avg Unit Cost	% of Total Cost
Site: RUSK ELEMENTARY - RUSK ELEMENTARY							
Electricity	29,041	KWH	\$3,325.17	\$0.00	\$3,325.17	0.1145	63.20%
Natural Gas	2,433	CCF	\$1,364.58	\$0.00	\$1,364.58	0.5609	25.94%
Water	99	CCF	\$279.51	\$0.00	\$279.51	2.8233	5.31%
Sewer	124	CCF	\$292.07	\$0.00	\$292.07	2.3554	5.55%
Total Cost:			\$5,261.33	\$0.00	\$5,261.33		



Filters: Cost Center Name Not Equal To DoNotReport; Billing Period Equal To 201202All Meter CodesAll Group Names

elpaso

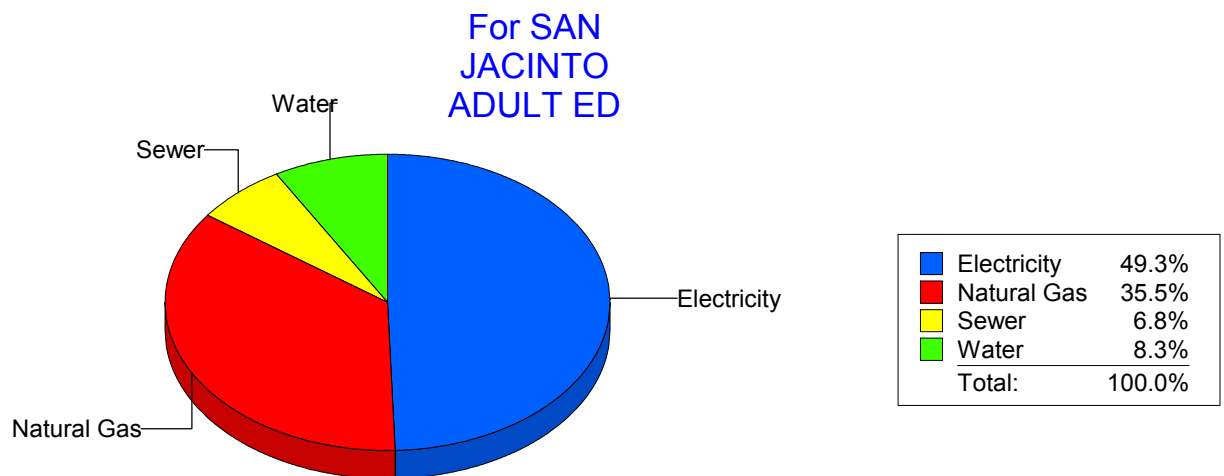
Energy CAP

Cost Avoidance Program

Cost Summary Graph

Grouped by Energy Type

Energy Type	Use	Units	Meter Cost	Special Charges	Total Cost	Avg Unit Cost	% of Total Cost
Site: SAN JACINTO ADULT ED - SAN JACINTO ADULT ED							
Electricity	7,200	KWH	\$782.96	\$0.00	\$782.96	0.1087	49.33%
Natural Gas	1,013	CCF	\$563.90	\$0.00	\$563.90	0.5567	35.53%
Water	48	CCF	\$132.23	\$0.00	\$132.23	2.7548	8.33%
Sewer	36	CCF	\$107.96	\$0.00	\$107.96	2.9989	6.80%
Total Cost:			\$1,587.05	\$0.00	\$1,587.05		



Filters: Cost Center Name Not Equal To DoNotReport; Billing Period Equal To 201202All Meter CodesAll Group Names

elpaso

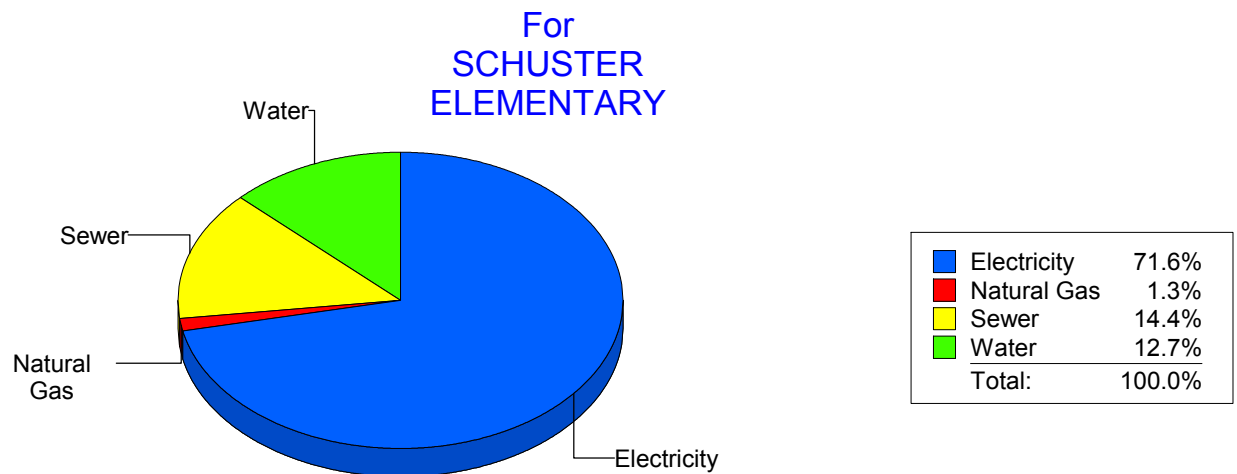
Energy CAP

Cost Avoidance Program

Cost Summary Graph

Grouped by Energy Type

Energy Type	Use	Units	Meter Cost	Special Charges	Total Cost	Avg Unit Cost	% of Total Cost
Site: SCHUSTER ELEMENTARY - SCHUSTER ELEMENTARY							
Electricity	20,080	KWH	\$1,969.98	\$0.00	\$1,969.98	0.0981	71.63%
Natural Gas	0	CCF	\$37.02	\$0.00	\$37.02	0.0000	1.35%
Water	197	CCF	\$348.28	\$0.00	\$348.28	1.7679	12.66%
Sewer	262	CCF	\$394.98	\$0.00	\$394.98	1.5076	14.36%
Total Cost:			\$2,750.26	\$0.00	\$2,750.26		



Filters: Cost Center Name Not Equal To DoNotReport; Billing Period Equal To 201202All Meter CodesAll Group Names

elpaso

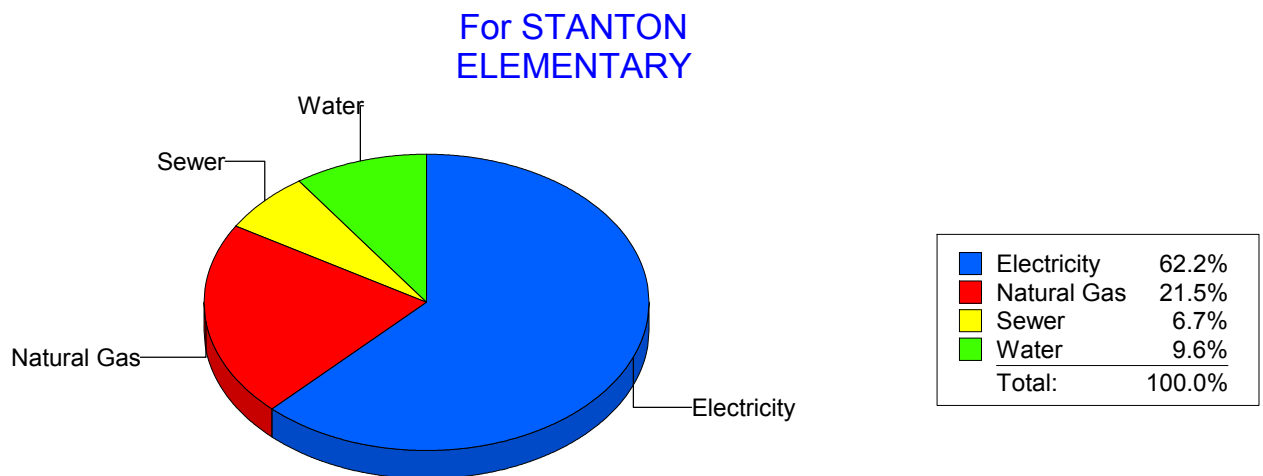
Energy CAP

Cost Avoidance Program

Cost Summary Graph

Grouped by Energy Type

Energy Type	Use	Units	Meter Cost	Special Charges	Total Cost	Avg Unit Cost	% of Total Cost
Site: STANTON ELEMENTARY - STANTON ELEMENTARY							
Electricity	30,084	KWH	\$3,559.59	\$0.00	\$3,559.59	0.1183	62.18%
Natural Gas	2,231	CCF	\$1,229.76	\$0.00	\$1,229.76	0.5512	21.48%
Water	308	CCF	\$551.54	\$0.00	\$551.54	1.7907	9.63%
Sewer	214	CCF	\$383.50	\$0.00	\$383.50	1.7921	6.70%
Total Cost:			\$5,724.39	\$0.00	\$5,724.39		



Filters: Cost Center Name Not Equal To DoNotReport; Billing Period Equal To 201202All Meter CodesAll Group Names

elpaso

Energy CAP

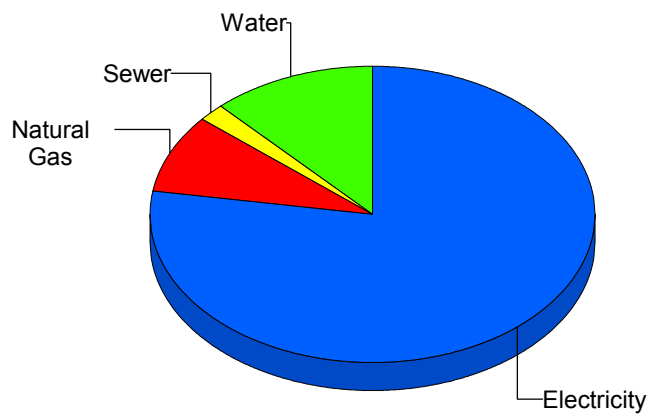
Cost Avoidance Program

Cost Summary Graph

Grouped by Energy Type

Energy Type	Use	Units	Meter Cost	Special Charges	Total Cost	Avg Unit Cost	% of Total Cost
Site: SUNSET HIGH - SUNSET HIGH							
Electricity	24,000	KWH	\$2,783.22	\$0.00	\$2,783.22	0.1160	77.49%
Natural Gas	522	CCF	\$307.92	\$0.00	\$307.92	0.5899	8.57%
Water	84	CCF	\$432.11	\$0.00	\$432.11	5.1442	12.03%
Sewer	5	CCF	\$68.59	\$0.00	\$68.59	13.7180	1.91%
Total Cost:			\$3,591.84	\$0.00	\$3,591.84		

For SUNSET
HIGH



Electricity	77.5%
Natural Gas	8.6%
Sewer	1.9%
Water	12.0%
Total:	100.0%

Filters: Cost Center Name Not Equal To DoNotReport; Billing Period Equal To 201202All Meter CodesAll Group Names

el Paso

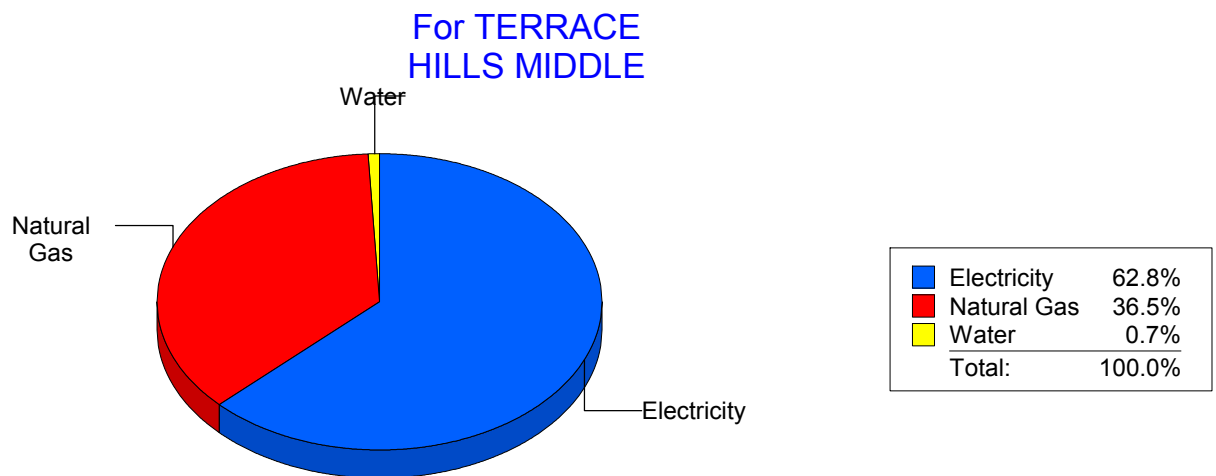
Energy CAP

Cost Avoidance Program

Cost Summary Graph

Grouped by Energy Type

Energy Type	Use	Units	Meter Cost	Special Charges	Total Cost	Avg Unit Cost	% of Total Cost
Site: TERRACE HILLS MIDDLE - TERRACE HILLS MIDDLE							
Electricity	34,200	KWH	\$3,162.72	\$0.00	\$3,162.72	0.0925	62.82%
Natural Gas	3,385	CCF	\$1,835.67	\$0.00	\$1,835.67	0.5423	36.46%
Water	0	CCF	\$36.36	\$0.00	\$36.36	0.0000	0.72%
Total Cost:			\$5,034.75	\$0.00	\$5,034.75		



Filters: Cost Center Name Not Equal To DoNotReport; Billing Period Equal To 201202All Meter CodesAll Group Names

elpaso

Energy CAP

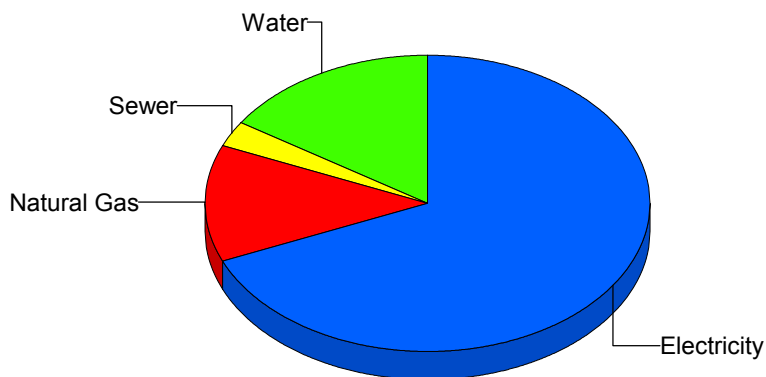
Cost Avoidance Program

Cost Summary Graph

Grouped by Energy Type

Energy Type	Use	Units	Meter Cost	Special Charges	Total Cost	Avg Unit Cost	% of Total Cost
Site: TIPPIN - TIPPIN ELEMENTARY							
Electricity	55,200	KWH	\$6,173.57	\$0.00	\$6,173.57	0.1118	68.68%
Natural Gas	2,146	CCF	\$1,154.30	\$0.00	\$1,154.30	0.5379	12.84%
Water	338	CCF	\$1,418.69	\$0.00	\$1,418.69	4.1973	15.78%
Sewer	82	CCF	\$241.75	\$0.00	\$241.75	2.9482	2.69%
Total Cost:			\$8,988.31	\$0.00	\$8,988.31		

For TIPPIN
ELEMENTARY



Electricity	68.7%
Natural Gas	12.8%
Sewer	2.7%
Water	15.8%
Total:	100.0%

Filters: Cost Center Name Not Equal To DoNotReport; Billing Period Equal To 201202All Meter CodesAll Group Names

elpaso

Energy CAP

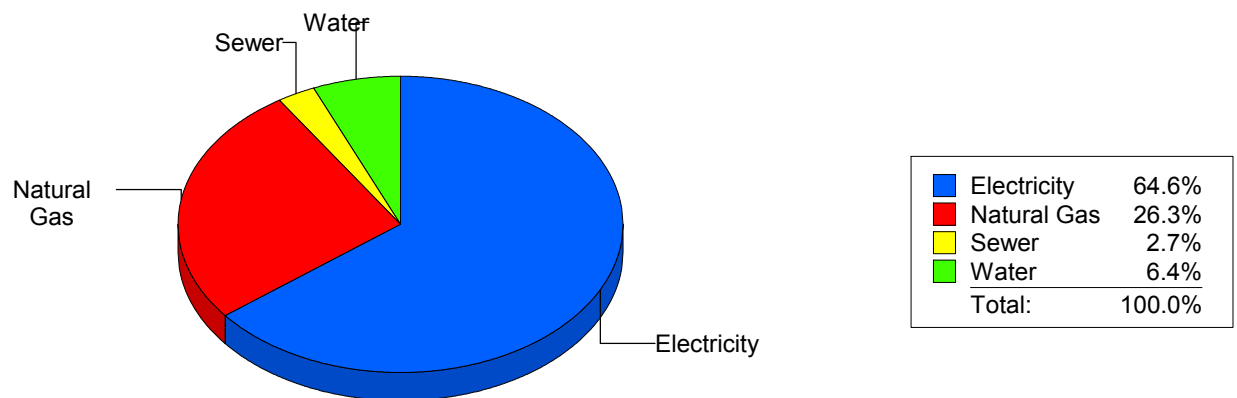
Cost Avoidance Program

Cost Summary Graph

Grouped by Energy Type

Energy Type	Use	Units	Meter Cost	Special Charges	Total Cost	Avg Unit Cost	% of Total Cost
Site: TOMLEA - TOM LEA							
Electricity	52,800	KWH	\$5,099.27	\$0.00	\$5,099.27	0.0966	64.56%
Natural Gas	3,931	CCF	\$2,075.33	\$0.00	\$2,075.33	0.5279	26.28%
Water	146	CCF	\$507.15	\$0.00	\$507.15	3.4736	6.42%
Sewer	62	CCF	\$216.35	\$0.00	\$216.35	3.4895	2.74%
Total Cost:			\$7,898.10	\$0.00	\$7,898.10		

For TOM LEA



Filters: Cost Center Name Not Equal To DoNotReport; Billing Period Equal To 201202All Meter CodesAll Group Names

elpaso

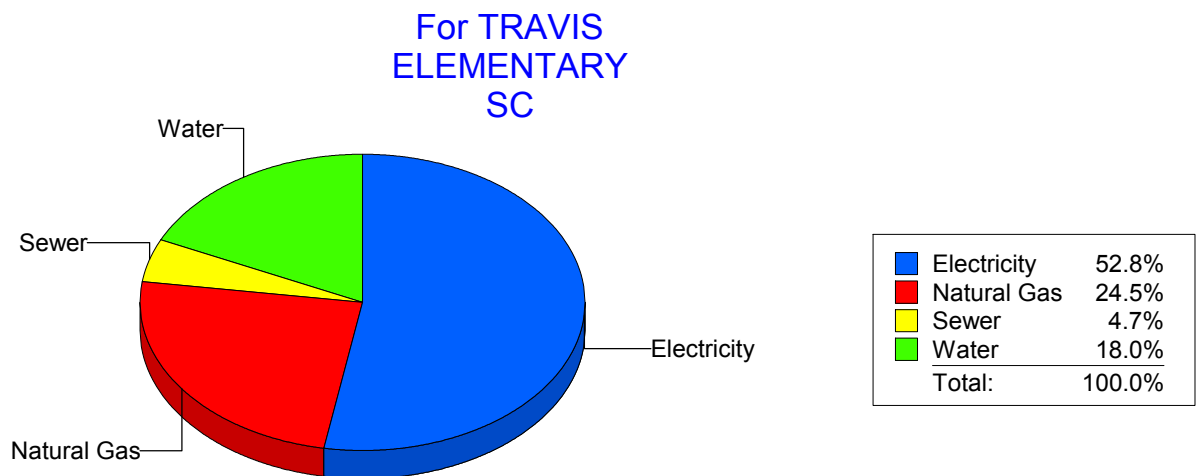
Energy CAP

Cost Avoidance Program

Cost Summary Graph

Grouped by Energy Type

Energy Type	Use	Units	Meter Cost	Special Charges	Total Cost	Avg Unit Cost	% of Total Cost
Site: TRAVIS ELEMENTARY SC - TRAVIS ELEMENTARY SC							
Electricity	26,644	KWH	\$2,684.90	\$0.00	\$2,684.90	0.1008	52.81%
Natural Gas	2,255	CCF	\$1,247.38	\$0.00	\$1,247.38	0.5532	24.54%
Water	250	CCF	\$913.89	\$0.00	\$913.89	3.6556	17.98%
Sewer	99	CCF	\$237.45	\$0.00	\$237.45	2.3985	4.67%
Total Cost:			\$5,083.62	\$0.00	\$5,083.62		



Filters: Cost Center Name Not Equal To DoNotReport; Billing Period Equal To 201202All Meter CodesAll Group Names

elpaso

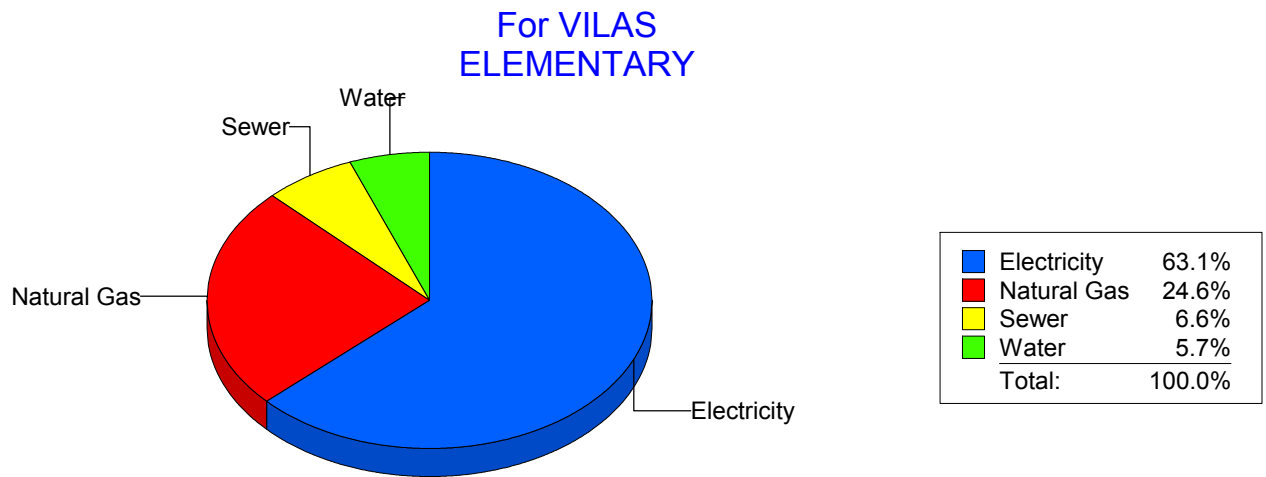
Energy CAP

Cost Avoidance Program

Cost Summary Graph

Grouped by Energy Type

Energy Type	Use	Units	Meter Cost	Special Charges	Total Cost	Avg Unit Cost	% of Total Cost
Site: VILAS ELEMENTARY - VILAS ELEMENTARY							
Electricity	35,849	KWH	\$4,243.04	\$0.00	\$4,243.04	0.1184	63.05%
Natural Gas	2,853	CCF	\$1,653.46	\$0.00	\$1,653.46	0.5796	24.57%
Water	86	CCF	\$385.92	\$0.00	\$385.92	4.4874	5.73%
Sewer	148	CCF	\$447.03	\$0.00	\$447.03	3.0205	6.64%
Total Cost:			\$6,729.45	\$0.00	\$6,729.45		



Filters: Cost Center Name Not Equal To DoNotReport; Billing Period Equal To 201202All Meter CodesAll Group Names

elpaso

Energy CAP

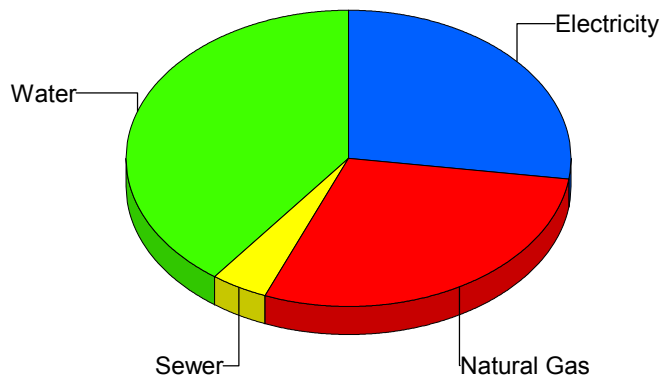
Cost Avoidance Program

Cost Summary Graph

Grouped by Energy Type

Energy Type	Use	Units	Meter Cost	Special Charges	Total Cost	Avg Unit Cost	% of Total Cost
Site: WAINWRIGHT ELEMENTAR - WAINWRIGHT ELEMENTAR							
Electricity	11,411	KWH	\$1,227.10	\$0.00	\$1,227.10	0.1075	27.31%
Natural Gas	2,280	CCF	\$1,295.47	\$0.00	\$1,295.47	0.5682	28.83%
Water	399	CCF	\$1,784.31	\$0.00	\$1,784.31	4.4720	39.71%
Sewer	41	CCF	\$186.66	\$0.00	\$186.66	4.5527	4.15%
Total Cost:			\$4,493.54	\$0.00	\$4,493.54		

For
WAINWRIGHT
ELEMENTAR



Electricity	27.3%
Natural Gas	28.8%
Sewer	4.2%
Water	39.7%
Total:	100.0%

Filters: Cost Center Name Not Equal To DoNotReport; Billing Period Equal To 201202All Meter CodesAll Group Names

elpaso

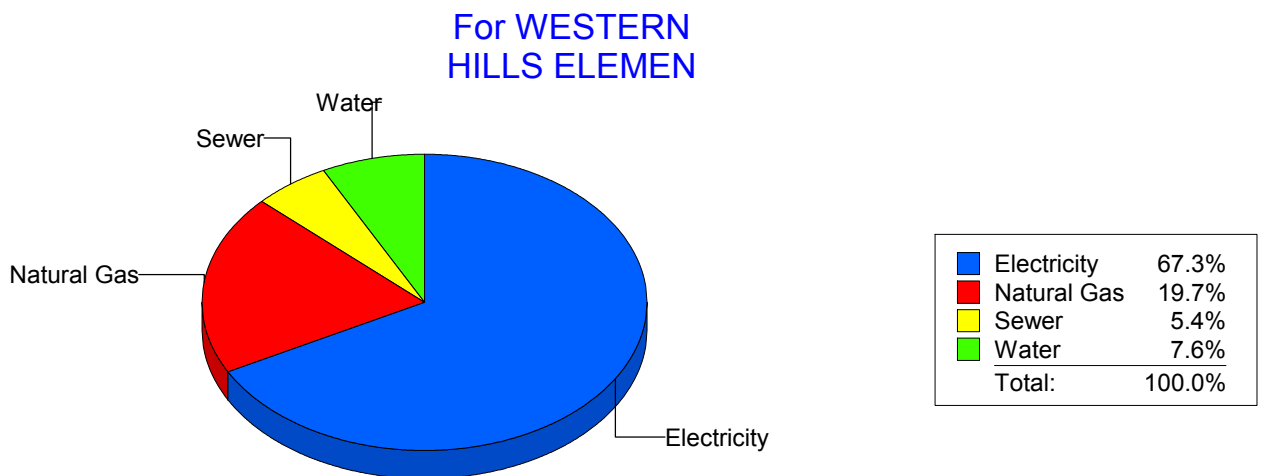
Energy CAP

Cost Avoidance Program

Cost Summary Graph

Grouped by Energy Type

Energy Type	Use	Units	Meter Cost	Special Charges	Total Cost	Avg Unit Cost	% of Total Cost
Site: WESTERN HILLS ELEMEN - WESTERN HILLS ELEMEN							
Electricity	40,680	KWH	\$4,505.63	\$0.00	\$4,505.63	0.1108	67.31%
Natural Gas	2,460	CCF	\$1,318.00	\$0.00	\$1,318.00	0.5358	19.69%
Water	164	CCF	\$507.43	\$0.00	\$507.43	3.0941	7.58%
Sewer	70	CCF	\$363.09	\$0.00	\$363.09	5.1870	5.42%
Total Cost:			\$6,694.15	\$0.00	\$6,694.15		



Filters: Cost Center Name Not Equal To DoNotReport; Billing Period Equal To 201202All Meter CodesAll Group Names

elpaso

Energy CAP

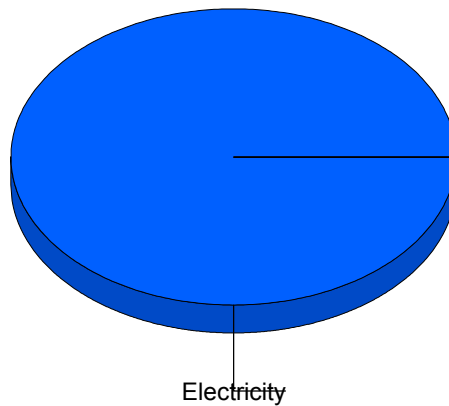
Cost Avoidance Program

Cost Summary Graph

Grouped by Energy Type

Energy Type	Use	Units	Meter Cost	Special Charges	Total Cost	Avg Unit Cost	% of Total Cost
Site: WESTSIDE TRANSPORTAT - WESTSIDE TRANSPORTAT							
Electricity		2,266 KWH	\$282.55	\$0.00	\$282.55	0.1247	100.00%
Total Cost:			\$282.55	\$0.00	\$282.55		

For WESTSIDE
TRANSPORTAT



■ Electricity	100.0%
Total:	100.0%

Filters: Cost Center Name Not Equal To DoNotReport; Billing Period Equal To 201202All Meter CodesAll Group Names

elpaso

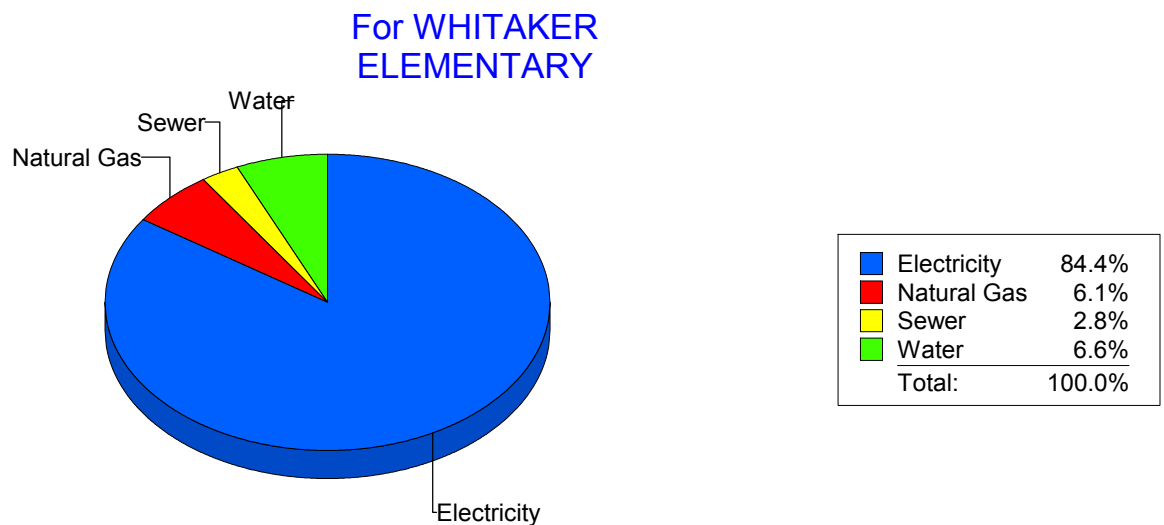
Energy CAP

Cost Avoidance Program

Cost Summary Graph

Grouped by Energy Type

Energy Type	Use	Units	Meter Cost	Special Charges	Total Cost	Avg Unit Cost	% of Total Cost
Site: WHITAKER ELEMENTARY - WHITAKER ELEMENTARY							
Electricity	86,400	KWH	\$8,234.49	\$0.00	\$8,234.49	0.0953	84.39%
Natural Gas	1,080	CCF	\$598.58	\$0.00	\$598.58	0.5542	6.13%
Water	218	CCF	\$648.14	\$0.00	\$648.14	2.9731	6.64%
Sewer	109	CCF	\$276.04	\$0.00	\$276.04	2.5325	2.83%
Total Cost:			\$9,757.25	\$0.00	\$9,757.25		



Filters: Cost Center Name Not Equal To DoNotReport; Billing Period Equal To 201202All Meter CodesAll Group Names

elpaso

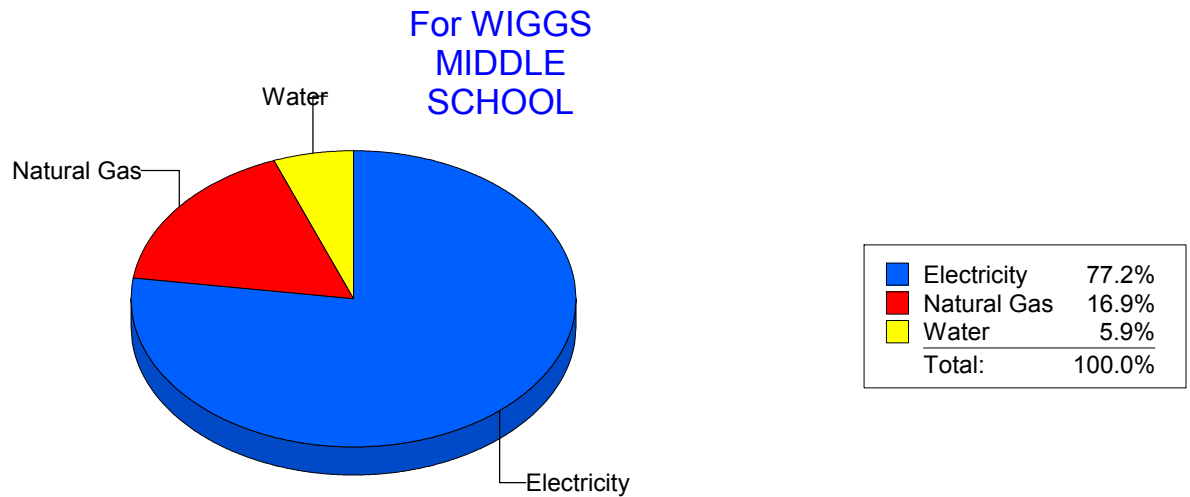
Energy CAP

Cost Avoidance Program

Cost Summary Graph

Grouped by Energy Type

Energy Type	Use	Units	Meter Cost	Special Charges	Total Cost	Avg Unit Cost	% of Total Cost
Site: WIGGS MIDDLE SCHOOL - WIGGS MIDDLE SCHOOL							
Electricity	60,860	KWH	\$5,976.22	\$0.00	\$5,976.22	0.0982	77.23%
Natural Gas	2,442	CCF	\$1,308.60	\$0.00	\$1,308.60	0.5359	16.91%
Water	103	CCF	\$453.49	\$0.00	\$453.49	4.4028	5.86%
Total Cost:			\$7,738.31	\$0.00	\$7,738.31		



Filters: Cost Center Name Not Equal To DoNotReport; Billing Period Equal To 201202All Meter CodesAll Group Names

elpaso

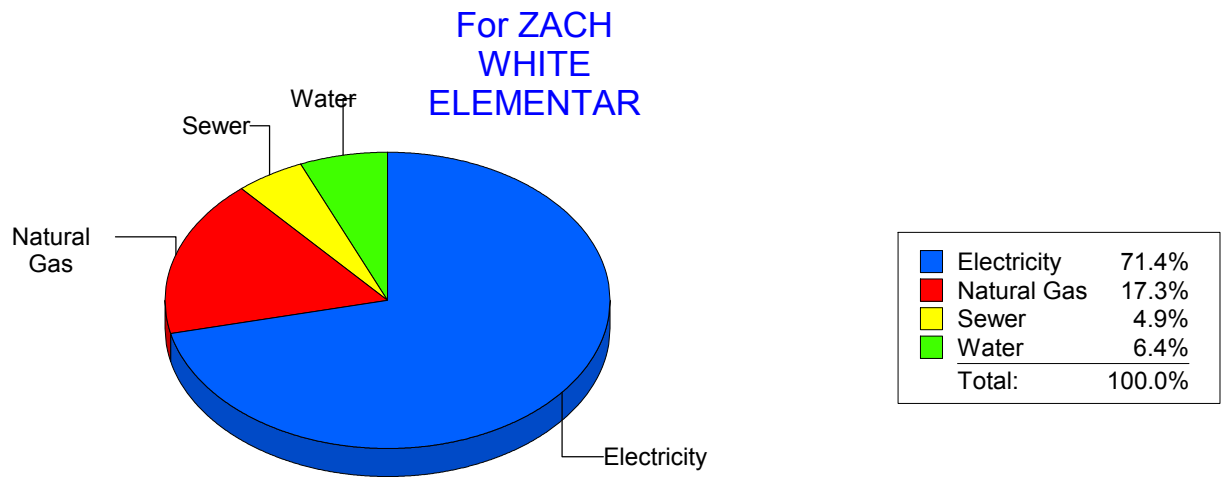
Energy CAP

Cost Avoidance Program

Cost Summary Graph

Grouped by Energy Type

Energy Type	Use	Units	Meter Cost	Special Charges	Total Cost	Avg Unit Cost	% of Total Cost
Site: ZACH WHITE ELEMENTAR - ZACH WHITE ELEMENTAR							
Electricity	47,400	KWH	\$5,711.91	\$0.00	\$5,711.91	0.1205	71.35%
Natural Gas	2,519	CCF	\$1,383.20	\$0.00	\$1,383.20	0.5491	17.28%
Water	125	CCF	\$516.16	\$0.00	\$516.16	4.1293	6.45%
Sewer	104	CCF	\$394.17	\$0.00	\$394.17	3.7901	4.92%
Total Cost:			\$8,005.44	\$0.00	\$8,005.44		



Filters: Cost Center Name Not Equal To DoNotReport; Billing Period Equal To 201202All Meter CodesAll Group Names

elpaso

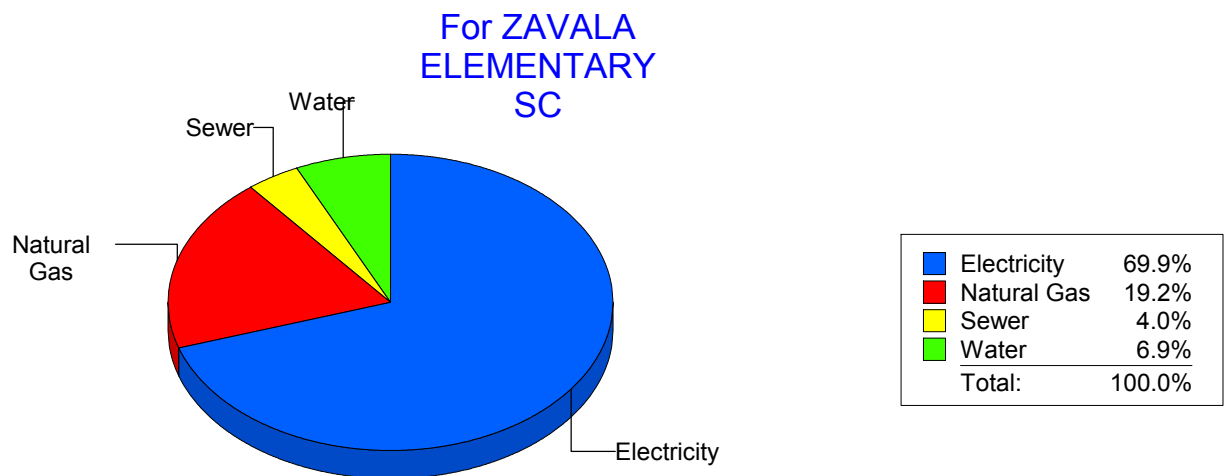
Energy CAP

Cost Avoidance Program

Cost Summary Graph

Grouped by Energy Type

Energy Type	Use	Units	Meter Cost	Special Charges	Total Cost	Avg Unit Cost	% of Total Cost
Site: ZAVALA ELEMENTARY SC - ZAVALA ELEMENTARY SC							
Electricity	25,755	KWH	\$2,204.81	\$0.00	\$2,204.81	0.0856	69.95%
Natural Gas	1,092	CCF	\$604.86	\$0.00	\$604.86	0.5539	19.19%
Water	63	CCF	\$216.61	\$0.00	\$216.61	3.4383	6.87%
Sewer	50	CCF	\$125.74	\$0.00	\$125.74	2.5148	3.99%
Total Cost:			\$3,152.02	\$0.00	\$3,152.02		



Filters: Cost Center Name Not Equal To DoNotReport; Billing Period Equal To 201202All Meter CodesAll Group Names

elpaso

Energy CAP

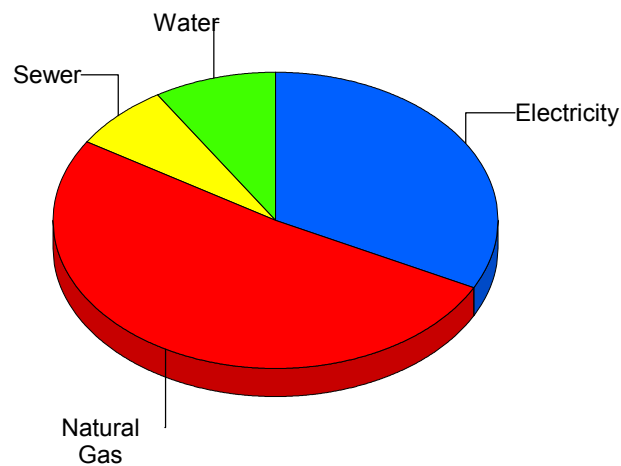
Cost Avoidance Program

Cost Summary Graph

Grouped by Energy Type

Energy Type	Use	Units	Meter Cost	Special Charges	Total Cost	Avg Unit Cost	% of Total Cost
Site: ZUNI COTTAGES - ZUNI COTTAGES							
Electricity	592	KWH	\$98.72	\$0.00	\$98.72	0.1668	32.53%
Natural Gas	188	CCF	\$156.08	\$0.00	\$156.08	0.8302	51.43%
Water	4	CCF	\$27.20	\$0.00	\$27.20	6.8000	8.96%
Sewer	1	CCF	\$21.49	\$0.00	\$21.49	21.4900	7.08%
Total Cost:			\$303.49	\$0.00	\$303.49		

For ZUNI COTTAGES



Electricity	32.5%
Natural Gas	51.4%
Sewer	7.1%
Water	9.0%
Total:	100.0%

Filters: Cost Center Name Not Equal To DoNotReport; Billing Period Equal To 201202All Meter CodesAll Group Names

elpaso

Energy CAP

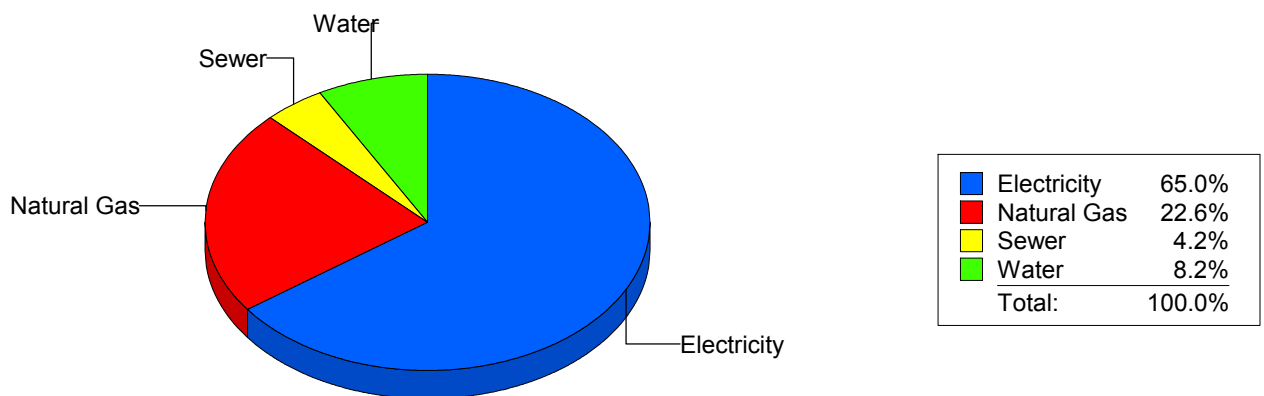
Cost Avoidance Program

Cost Summary Graph

Grouped by Energy Type

Energy Type	Use	Units	Meter Cost	Special Charges	Total Cost	Avg Unit Cost	% of Total Cost
All Sites							
Electricity	6,157,841	KWH	\$610,812.37	\$0.00	\$610,812.37	0.0992	64.98%
Natural Gas	397,307	CCF	\$212,485.95	\$0.00	\$212,485.95	0.5348	22.60%
Water	29,156	CCF	\$76,919.76	\$0.00	\$76,919.76	2.6382	8.18%
Sewer	18,073	CCF	\$39,787.24	\$0.00	\$39,787.24	2.2015	4.23%
Total Cost:			\$940,005.32	\$0.00	\$940,005.32		

For All Sites



Filters: Cost Center Name Not Equal To DoNotReport; Billing Period Equal To 201202All Meter CodesAll Group Names