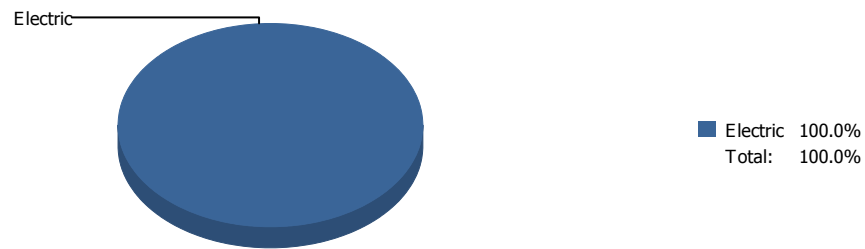
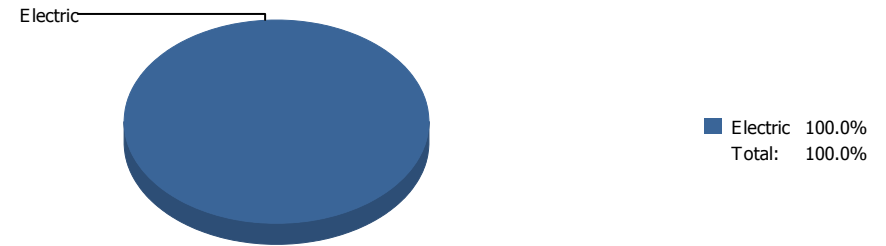


### Energy

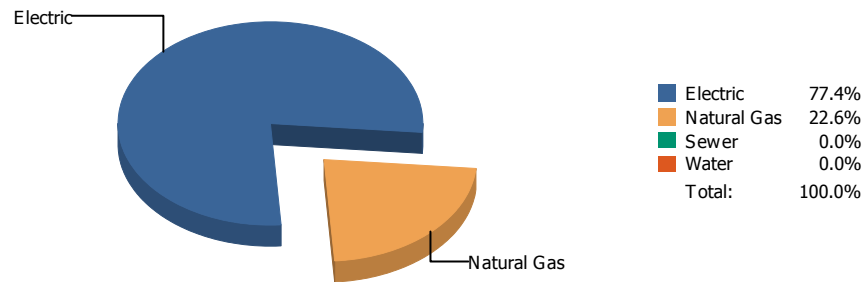


### Cost

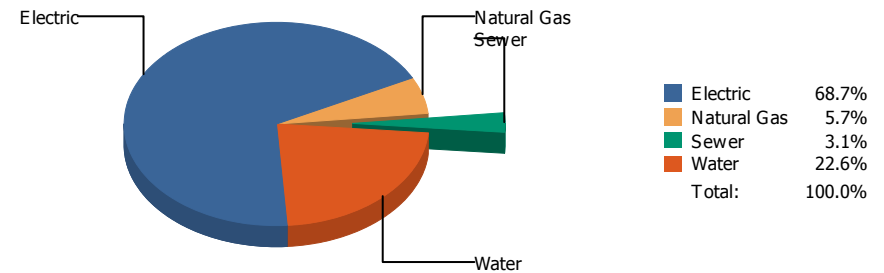


Commodity	Common Use	Energy Use	Energy Use / Area	Total Cost	Cost / Unit	Cost / Area
<b>Place: [ALAMO] ALAMO      101 [BUILDING]</b> <b>Area: 58,978 SqFt</b> <b>Billing Period: Oct 2017</b>						
ELECTRIC	1,500.00 kWh	5,120 KBtu	0.087 KBtu/SqFt	\$224.59	\$0.150 /kWh	\$0.004 /SqFt
<b>Totals:</b>		<b>5,120 KBtu</b>	<b>0.087 KBtu/SqFt</b>	<b>\$224.59</b>		

## Energy

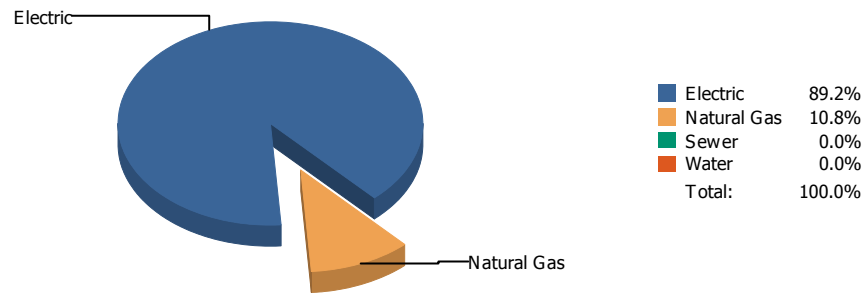


## Cost

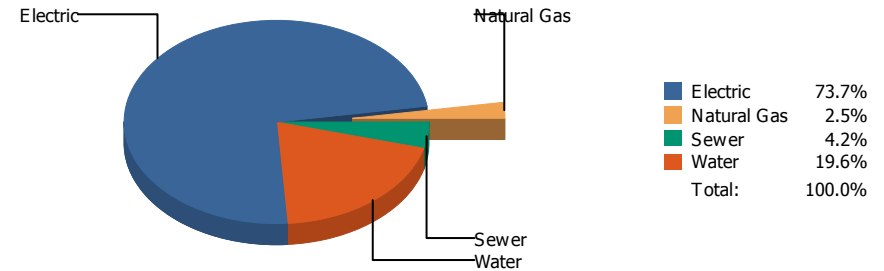


Commodity	Common Use	Energy Use	Energy Use / Area	Total Cost	Cost / Unit	Cost / Area
<b>Place: [ALTA] ALTA VISTA      102 [BUILDING]</b> <b>Area: 68,463 SqFt</b> <b>Billing Period: Oct 2017</b>						
ELECTRIC	35,400.00 kWh	120,820 KBtu	1.765 KBtu/SqFt	\$5,209.33	\$0.147 /kWh	\$0.076 /SqFt
NATURALGAS	343.00 CCF	35,329 KBtu	0.516 KBtu/SqFt	\$430.51	\$1.255 /CCF	\$0.006 /SqFt
SEWER	83.00 CCF			\$233.27	\$2.810 /CCF	\$0.003 /SqFt
WATER	360.00 CCF			\$1,710.41	\$4.751 /CCF	\$0.025 /SqFt
<b>Totals:</b>		<b>156,149 KBtu</b>	<b>2.281 KBtu/SqFt</b>	<b>\$7,583.52</b>		

## Energy

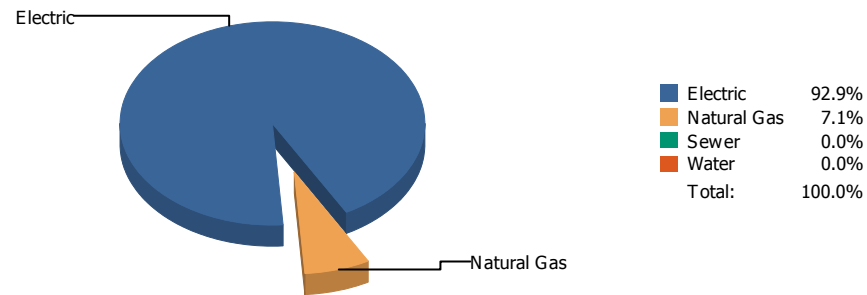


## Cost

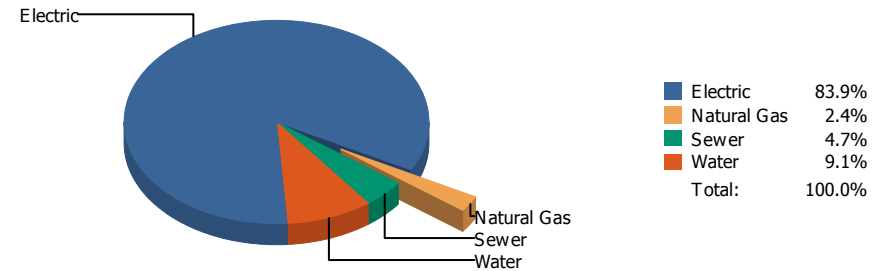


Commodity	Common Use	Energy Use	Energy Use / Area	Total Cost	Cost / Unit	Cost / Area
Place: [ADDRESS] ADDRESS 001 [BUILDING]						
Area: 266,968 SqFt						
Billing Period: Oct 2017						
ELECTRIC	191,341.00 kWh	653,047 KBtu	2.446 KBtu/SqFt	\$23,037.52	\$0.120 /kWh	\$0.086 /SqFt
NATURALGAS	768.00 CCF	79,104 KBtu	0.296 KBtu/SqFt	\$777.22	\$1.012 /CCF	\$0.003 /SqFt
SEWER	634.00 CCF			\$1,313.09	\$2.071 /CCF	\$0.005 /SqFt
WATER	1,834.00 CCF			\$6,131.49	\$3.343 /CCF	\$0.023 /SqFt
<b>Totals:</b>		<b>732,151 KBtu</b>	<b>2.742 KBtu/SqFt</b>	<b>\$31,259.32</b>		

## Energy

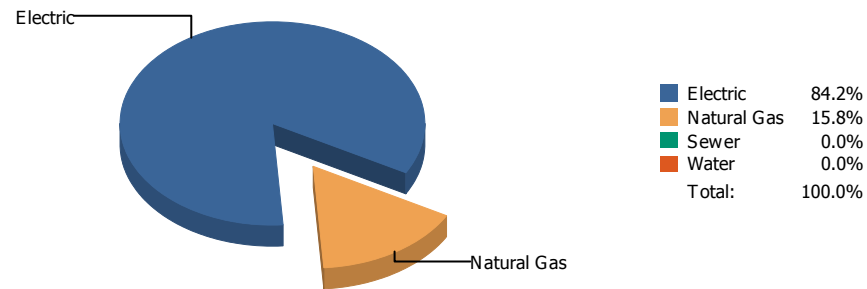


## Cost

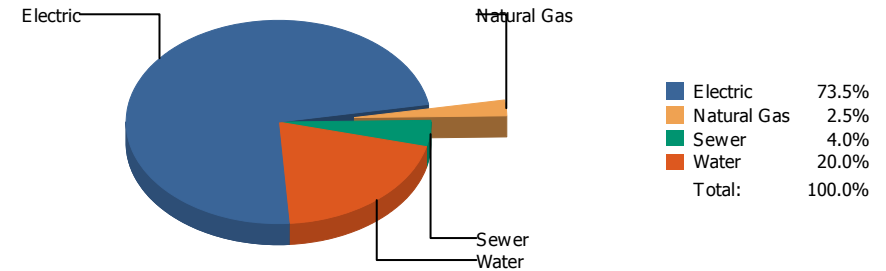


Commodity	Common Use	Energy Use	Energy Use / Area	Total Cost	Cost / Unit	Cost / Area
<b>Place: [AOY] AOY      103 [BUILDING]</b> <b>Area: 105,486 SqFt</b> <b>Billing Period: Oct 2017</b>						
ELECTRIC	83,553.00 kWh	285,166 KBtu	2.703 KBtu/SqFt	\$12,754.09	\$0.153 /kWh	\$0.121 /SqFt
NATURALGAS	210.00 CCF	21,630 KBtu	0.205 KBtu/SqFt	\$357.43	\$1.702 /CCF	\$0.003 /SqFt
SEWER	197.00 CCF			\$711.37	\$3.611 /CCF	\$0.007 /SqFt
WATER	302.00 CCF			\$1,377.43	\$4.561 /CCF	\$0.013 /SqFt
<b>Totals:</b>		<b>306,796 KBtu</b>	<b>2.908 KBtu/SqFt</b>	<b>\$15,200.32</b>		

## Energy

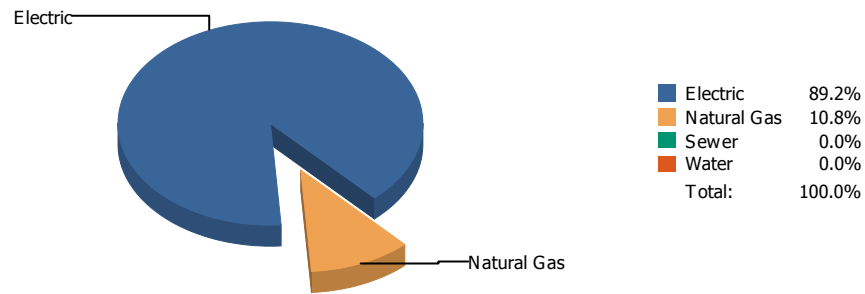


## Cost

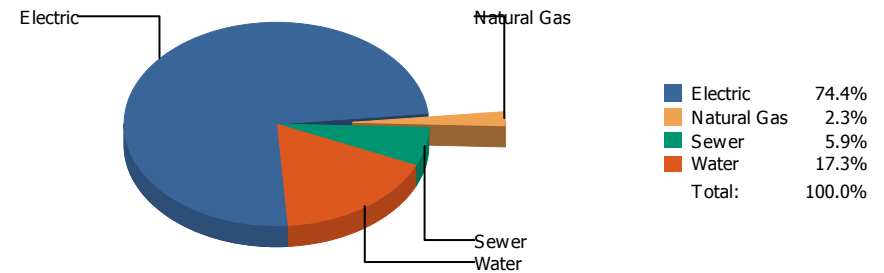


Commodity	Common Use	Energy Use	Energy Use / Area	Total Cost	Cost / Unit	Cost / Area
<b>Place: [ARMENDARIZ_1] ARMENDARIZ MIDDLE SCHOOL [BUILDING]</b>						
<b>Area: 133,779 SqFt</b>						
<b>Billing Period: Oct 2017</b>						
ELECTRIC	97,500.00 kWh	332,768 KBtu	2.487 KBtu/SqFt	\$13,070.57	\$0.134 /kWh	\$0.098 /SqFt
NATURALGAS	605.00 CCF	62,315 KBtu	0.466 KBtu/SqFt	\$447.32	\$0.739 /CCF	\$0.003 /SqFt
SEWER	236.00 CCF			\$711.76	\$3.016 /CCF	\$0.005 /SqFt
WATER	996.00 CCF			\$3,564.07	\$3.578 /CCF	\$0.027 /SqFt
<b>Totals:</b>		<b>395,083 KBtu</b>	<b>2.953 KBtu/SqFt</b>	<b>\$17,793.72</b>		

## Energy

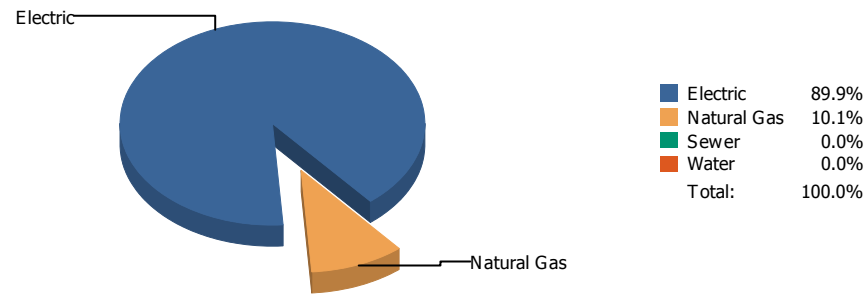


## Cost

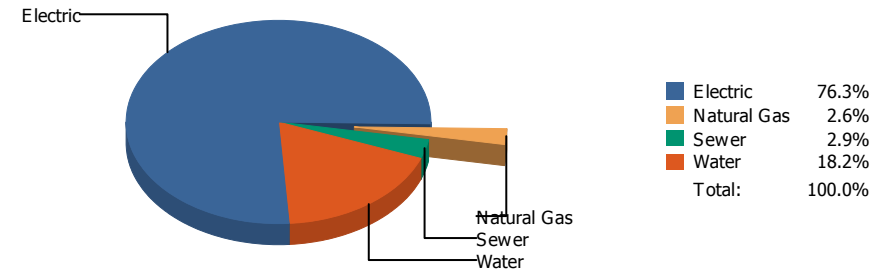


Commodity	Common Use	Energy Use	Energy Use / Area	Total Cost	Cost / Unit	Cost / Area
Place: [AUSTIN] AUSTIN      002 [BUILDING]						
Area: 269,216 SqFt						
Billing Period: Oct 2017						
ELECTRIC	173,094.00 kWh	590,770 KBtu	2.194 KBtu/SqFt	\$24,176.70	\$0.140 /kWh	\$0.090 /SqFt
NATURALGAS	697.00 CCF	71,791 KBtu	0.267 KBtu/SqFt	\$741.28	\$1.064 /CCF	\$0.003 /SqFt
SEWER	661.00 CCF			\$1,930.77	\$2.921 /CCF	\$0.007 /SqFt
WATER	1,462.00 CCF			\$5,631.20	\$3.852 /CCF	\$0.021 /SqFt
<b>Totals:</b>		<b>662,561 KBtu</b>	<b>2.461 KBtu/SqFt</b>	<b>\$32,479.95</b>		

## Energy

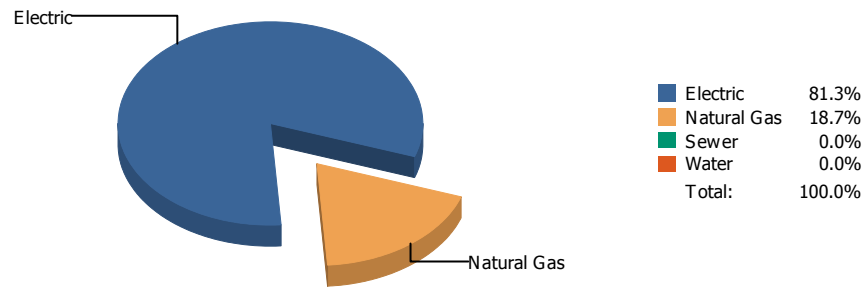


## Cost

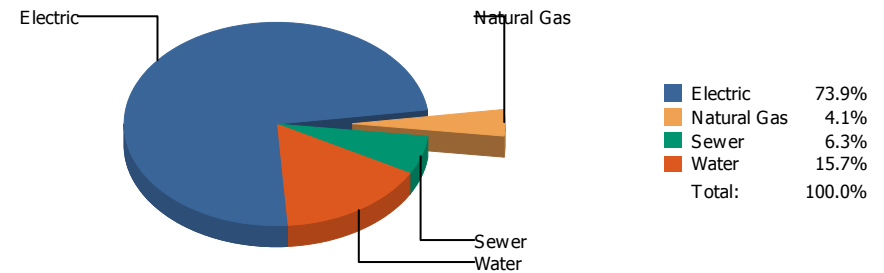


Commodity	Common Use	Energy Use	Energy Use / Area	Total Cost	Cost / Unit	Cost / Area
<b>Place: [BARRON ELEMENTARY] Barron Elementary 165 [BUILDING]</b>						
<b>Area: 87,818 SqFt</b>						
<b>Billing Period: Oct 2017</b>						
ELECTRIC	74,306.00 kWh	253,606 KBtu	2.888 KBtu/SqFt	\$11,390.33	\$0.153 /kWh	\$0.130 /SqFt
NATURALGAS	276.00 CCF	28,428 KBtu	0.324 KBtu/SqFt	\$394.29	\$1.429 /CCF	\$0.004 /SqFt
SEWER	56.00 CCF			\$425.41	\$7.597 /CCF	\$0.005 /SqFt
WATER	395.00 CCF			\$2,715.38	\$6.874 /CCF	\$0.031 /SqFt
<b>Totals:</b>		<b>282,034 KBtu</b>	<b>3.212 KBtu/SqFt</b>	<b>\$14,925.41</b>		

## Energy



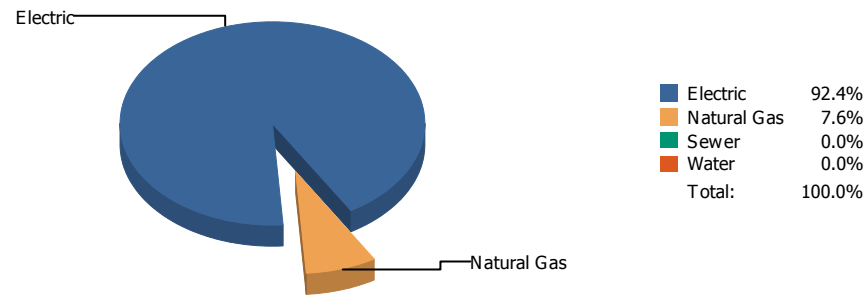
## Cost



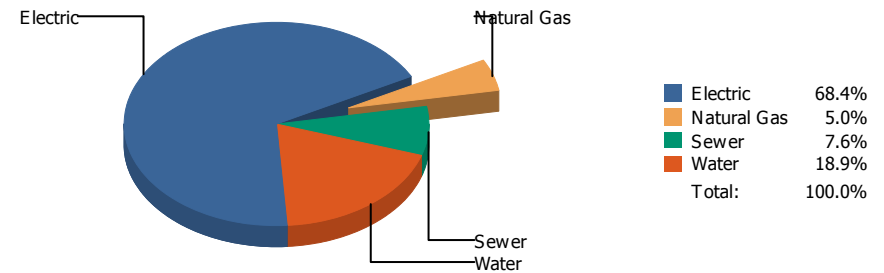
Commodity	Common Use	Energy Use	Energy Use / Area	Total Cost	Cost / Unit	Cost / Area
Place: [BASSETT] BASSETT 049 [BUILDING]						
Area: 174,250 SqFt						
Billing Period: Oct 2017						
ELECTRIC	69,559.00 kWh	237,405 KBtu	1.362 KBtu/SqFt	\$9,613.43	\$0.138 /kWh	\$0.055 /SqFt
NATURALGAS	529.00 CCF	54,487 KBtu	0.313 KBtu/SqFt	\$531.06	\$1.004 /CCF	\$0.003 /SqFt
SEWER	352.00 CCF			\$813.95	\$2.312 /CCF	\$0.005 /SqFt
WATER	739.00 CCF			\$2,042.71	\$2.764 /CCF	\$0.012 /SqFt
<b>Totals:</b>		<b>291,892 KBtu</b>	<b>1.675 KBtu/SqFt</b>	<b>\$13,001.15</b>		



## Energy



## Cost



Commodity	Common Use	Energy Use	Energy Use / Area	Total Cost	Cost / Unit	Cost / Area
<b>Place: [BEALL] BEALL      104 [BUILDING]</b> <b>Area: 74,454 SqFt</b> <b>Billing Period: Oct 2017</b>						
ELECTRIC	27,396.00 kWh	93,503 KBtu	1.256 KBtu/SqFt	\$3,889.18	\$0.142 /kWh	\$0.052 /SqFt
NATURALGAS	75.00 CCF	7,725 KBtu	0.104 KBtu/SqFt	\$285.22	\$3.803 /CCF	\$0.004 /SqFt
SEWER	137.00 CCF			\$433.40	\$3.164 /CCF	\$0.006 /SqFt
WATER	317.00 CCF			\$1,074.58	\$3.390 /CCF	\$0.014 /SqFt
<b>Totals:</b>		<b>101,228 KBtu</b>	<b>1.360 KBtu/SqFt</b>	<b>\$5,682.38</b>		

## Energy

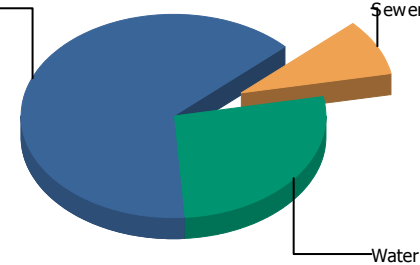
Electric



■ Electric 100.0%  
 ■ Sewer 0.0%  
 ■ Water 0.0%  
 Total: 100.0%

## Cost

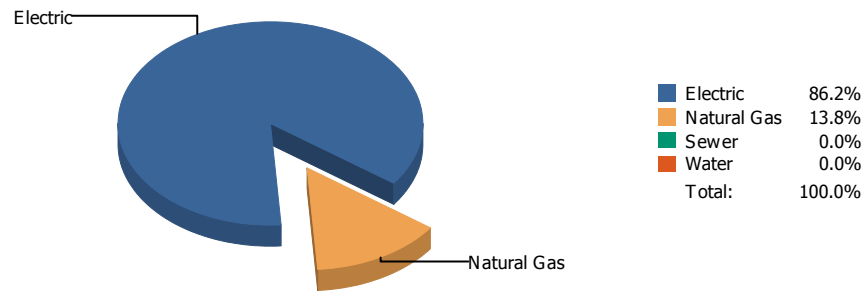
Electric



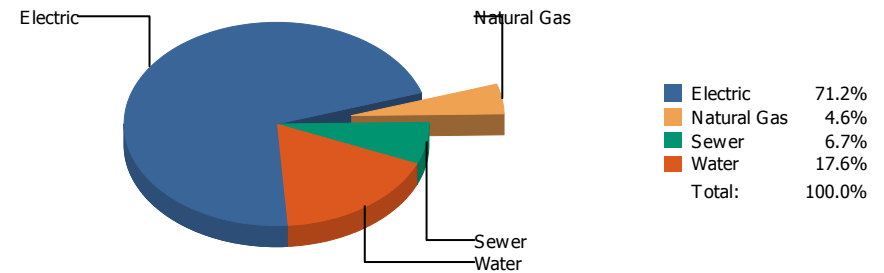
■ Electric 64.2%  
 ■ Sewer 8.8%  
 ■ Water 27.0%  
 Total: 100.0%

Commodity	Common Use	Energy Use	Energy Use / Area	Total Cost	Cost / Unit	Cost / Area
<b>Place: [BLISS] BLISS      105 [BUILDING]</b> <b>Area: 78,820 SqFt</b> <b>Billing Period: Oct 2017</b>						
ELECTRIC	36,547.00 kWh	124,735 KBtu	1.583 KBtu/SqFt	\$5,419.38	\$0.148 /kWh	\$0.069 /SqFt
SEWER	310.00 CCF			\$739.61	\$2.386 /CCF	\$0.009 /SqFt
WATER	739.00 CCF			\$2,281.52	\$3.087 /CCF	\$0.029 /SqFt
<b>Totals:</b>		<b>124,735 KBtu</b>	<b>1.583 KBtu/SqFt</b>	<b>\$8,440.51</b>		

## Energy

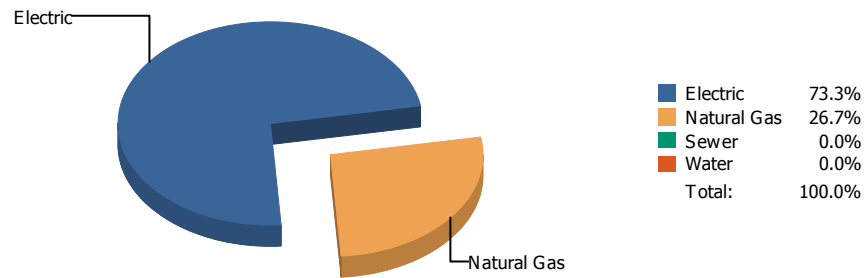


## Cost

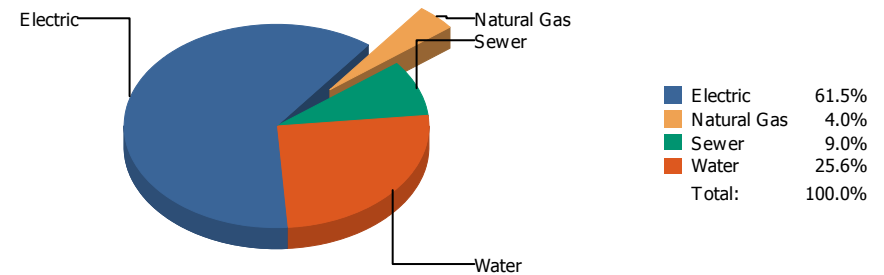


Commodity	Common Use	Energy Use	Energy Use / Area	Total Cost	Cost / Unit	Cost / Area
Place: [BOND_2] BOND 160 [BUILDING]						
Area: 89,988 SqFt						
Billing Period: Oct 2017						
ELECTRIC	32,364.00 kWh	110,458 KBtu	1.227 KBtu/SqFt	\$5,233.49	\$0.162 /kWh	\$0.058 /SqFt
NATURALGAS	171.00 CCF	17,613 KBtu	0.196 KBtu/SqFt	\$336.34	\$1.967 /CCF	\$0.004 /SqFt
SEWER	121.00 CCF			\$491.44	\$4.061 /CCF	\$0.005 /SqFt
WATER	334.00 CCF			\$1,293.49	\$3.873 /CCF	\$0.014 /SqFt
<b>Totals:</b>		<b>128,071 KBtu</b>	<b>1.423 KBtu/SqFt</b>	<b>\$7,354.76</b>		

## Energy

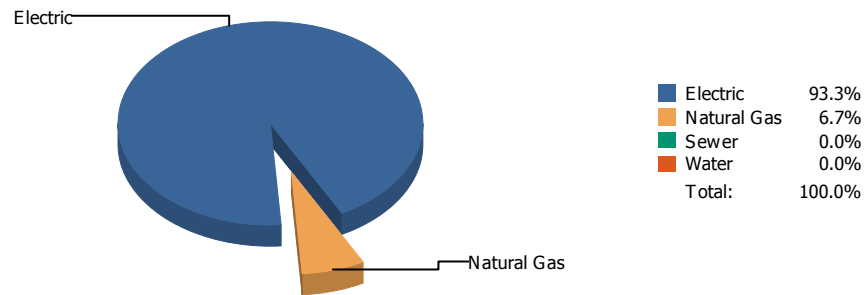


## Cost

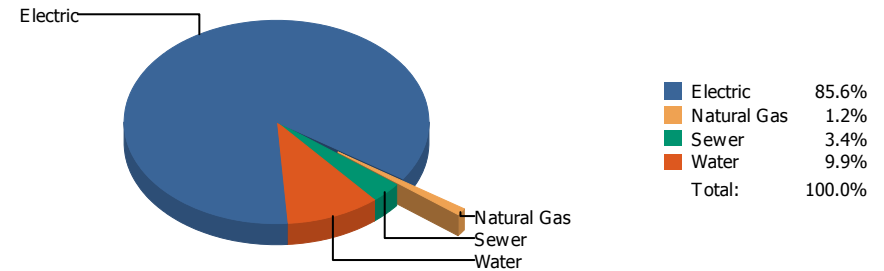


Commodity	Common Use	Energy Use	Energy Use / Area	Total Cost	Cost / Unit	Cost / Area
Place: [BONHAM] BONHAM 106 [BUILDING]						
Area: 53,522 SqFt						
Billing Period: Oct 2017						
ELECTRIC	28,001.00 kWh	95,567 KBtu	1.786 KBtu/SqFt	\$4,672.46	\$0.167 /kWh	\$0.087 /SqFt
NATURALGAS	338.00 CCF	34,814 KBtu	0.650 KBtu/SqFt	\$303.38	\$0.898 /CCF	\$0.006 /SqFt
SEWER	289.00 CCF			\$680.55	\$2.355 /CCF	\$0.013 /SqFt
WATER	564.00 CCF			\$1,946.63	\$3.451 /CCF	\$0.036 /SqFt
<b>Totals:</b>		<b>130,381 KBtu</b>	<b>2.436 KBtu/SqFt</b>	<b>\$7,603.02</b>		

## Energy

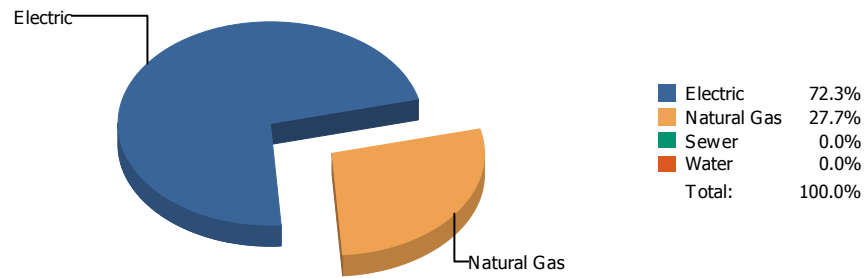


## Cost

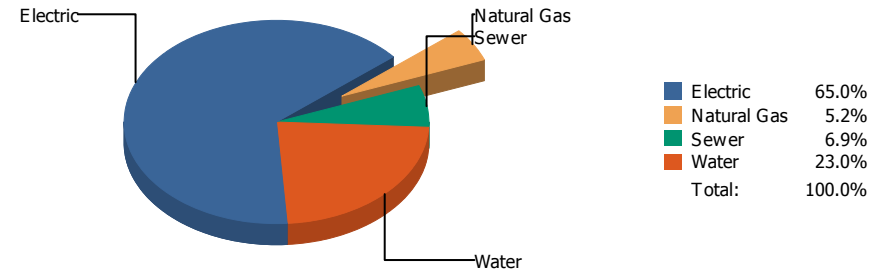


Commodity	Common Use	Energy Use	Energy Use / Area	Total Cost	Cost / Unit	Cost / Area
Place: [BOWIE] BOWIE 003 [BUILDING]						
Area: 282,931 SqFt						
Billing Period: Oct 2017						
ELECTRIC	284,417.00 kWh	970,715 KBtu	3.431 KBtu/SqFt	\$42,136.06	\$0.148 /kWh	\$0.149 /SqFt
NATURALGAS	676.00 CCF	69,628 KBtu	0.246 KBtu/SqFt	\$602.92	\$0.892 /CCF	\$0.002 /SqFt
SEWER	610.00 CCF			\$1,651.01	\$2.707 /CCF	\$0.006 /SqFt
WATER	2,157.00 CCF			\$4,859.36	\$2.253 /CCF	\$0.017 /SqFt
<b>Totals:</b>		<b>1,040,343 KBtu</b>	<b>3.677 KBtu/SqFt</b>	<b>\$49,249.35</b>		

## Energy

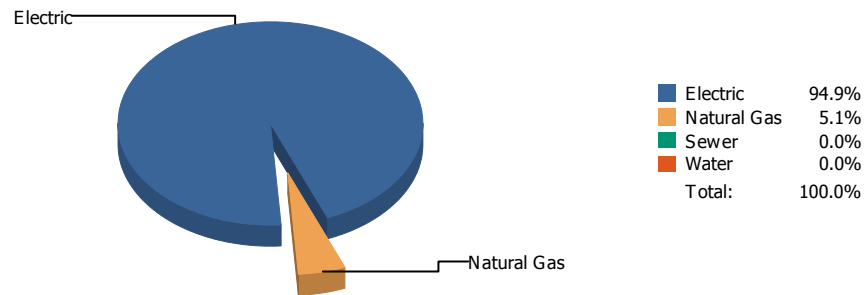


## Cost

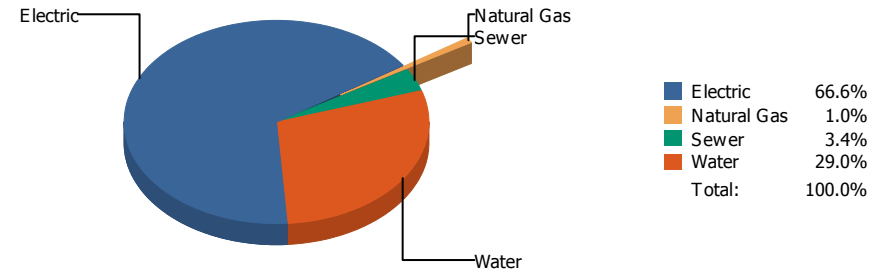


Commodity	Common Use	Energy Use	Energy Use / Area	Total Cost	Cost / Unit	Cost / Area
Place: [BRADLEY] BRADLEY 158 [BUILDING]						
Area: 59,142 SqFt						
Billing Period: Oct 2017						
ELECTRIC	27,000.00 kWh	92,151 KBtu	1.558 KBtu/SqFt	\$3,870.49	\$0.143 /kWh	\$0.065 /SqFt
NATURALGAS	343.00 CCF	35,329 KBtu	0.597 KBtu/SqFt	\$307.95	\$0.898 /CCF	\$0.005 /SqFt
SEWER	65.00 CCF			\$409.09	\$6.294 /CCF	\$0.007 /SqFt
WATER	408.00 CCF			\$1,367.89	\$3.353 /CCF	\$0.023 /SqFt
<b>Totals:</b>		<b>127,480 KBtu</b>	<b>2.155 KBtu/SqFt</b>	<b>\$5,955.42</b>		

## Energy

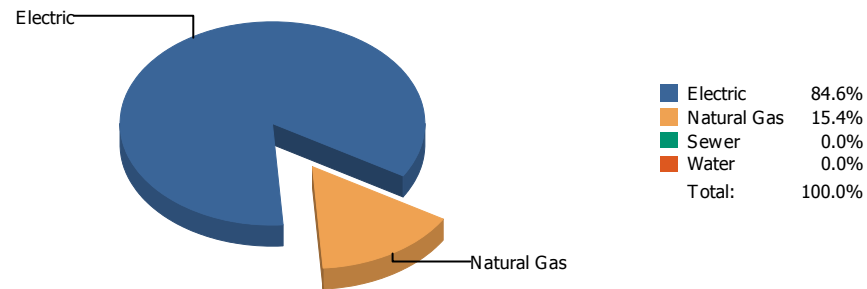


## Cost

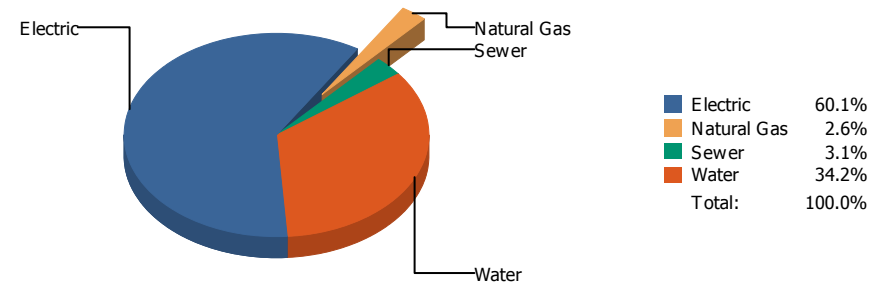


Commodity	Common Use	Energy Use	Energy Use / Area	Total Cost	Cost / Unit	Cost / Area
<b>Place: [BROWN] BROWN MIDDLE SCHOOL 056 [BUILDING]</b>						
<b>Area: 173,263 SqFt</b>						
<b>Billing Period: Oct 2017</b>						
ELECTRIC	141,200.00 kWh	481,916 KBtu	2.781 KBtu/SqFt	\$17,472.20	\$0.124 /kWh	\$0.101 /SqFt
NATURALGAS	252.00 CCF	25,956 KBtu	0.150 KBtu/SqFt	\$257.35	\$1.021 /CCF	\$0.001 /SqFt
SEWER	339.00 CCF			\$894.07	\$2.637 /CCF	\$0.005 /SqFt
WATER	1,586.00 CCF			\$7,616.04	\$4.802 /CCF	\$0.044 /SqFt
<b>Totals:</b>		<b>507,872 KBtu</b>	<b>2.931 KBtu/SqFt</b>	<b>\$26,239.66</b>		

## Energy



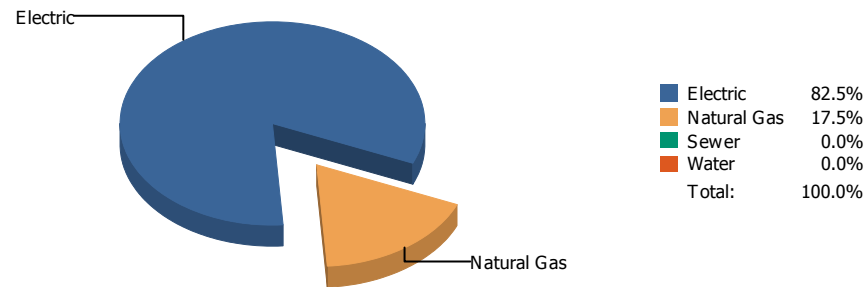
## Cost



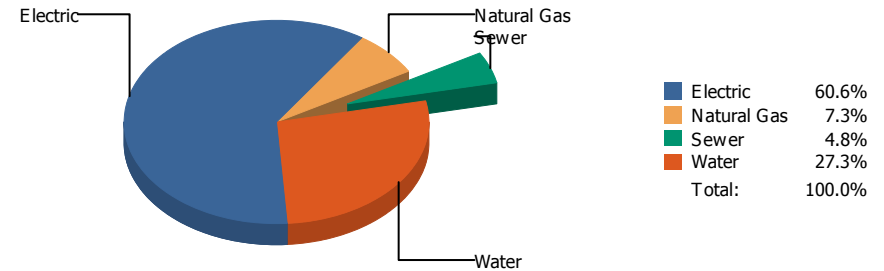
Commodity	Common Use	Energy Use	Energy Use / Area	Total Cost	Cost / Unit	Cost / Area
Place: [BURGES] BURGES 004 [BUILDING]						
Area: 241,219 SqFt						
Billing Period: Oct 2017						
ELECTRIC	124,725.00 kWh	425,686 KBtu	1.765 KBtu/SqFt	\$17,839.98	\$0.143 /kWh	\$0.074 /SqFt
NATURALGAS	752.00 CCF	77,456 KBtu	0.321 KBtu/SqFt	\$764.82	\$1.017 /CCF	\$0.003 /SqFt
SEWER	249.00 CCF			\$925.68	\$3.718 /CCF	\$0.004 /SqFt
WATER	1,917.00 CCF			\$10,171.32	\$5.306 /CCF	\$0.042 /SqFt
<b>Totals:</b>		<b>503,142 KBtu</b>	<b>2.086 KBtu/SqFt</b>	<b>\$29,701.80</b>		



## Energy

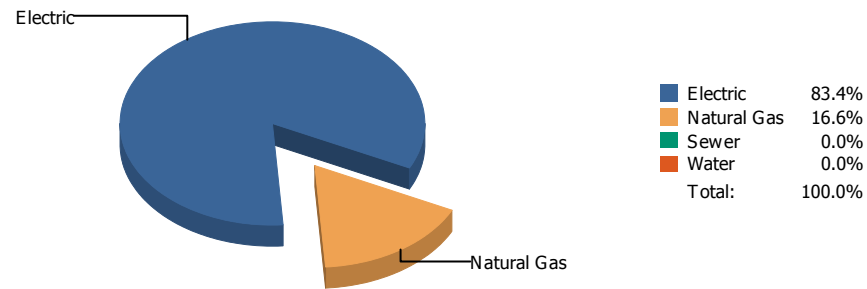


## Cost

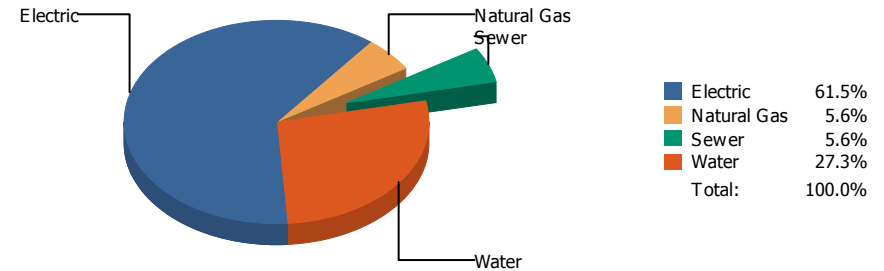


Commodity	Common Use	Energy Use	Energy Use / Area	Total Cost	Cost / Unit	Cost / Area
Place: [BURLESON] BURLESON 107 [BUILDING]						
Area: 73,772 SqFt						
Billing Period: Oct 2017						
ELECTRIC	27,135.00 kWh	92,612 KBtu	1.255 KBtu/SqFt	\$3,911.18	\$0.144 /kWh	\$0.053 /SqFt
NATURALGAS	191.00 CCF	19,673 KBtu	0.267 KBtu/SqFt	\$469.84	\$2.460 /CCF	\$0.006 /SqFt
SEWER	79.00 CCF			\$312.55	\$3.956 /CCF	\$0.004 /SqFt
WATER	448.00 CCF			\$1,761.88	\$3.933 /CCF	\$0.024 /SqFt
<b>Totals:</b>		<b>112,285 KBtu</b>	<b>1.522 KBtu/SqFt</b>	<b>\$6,455.45</b>		

## Energy

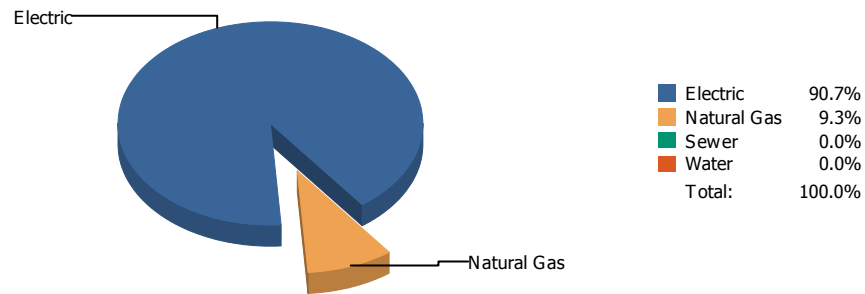


## Cost

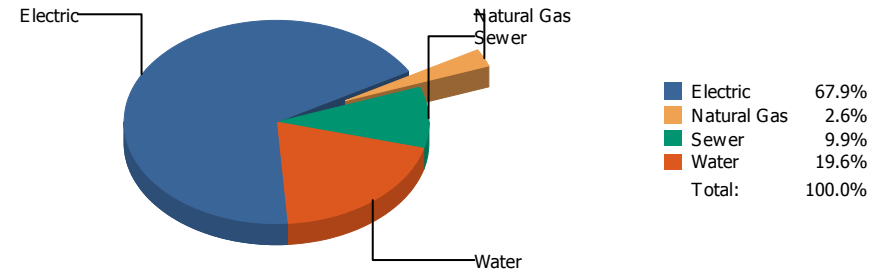


Commodity	Common Use	Energy Use	Energy Use / Area	Total Cost	Cost / Unit	Cost / Area
Place: [BURNET] BURNET 108 [BUILDING]						
Area: 50,520 SqFt						
Billing Period: Oct 2017						
ELECTRIC	23,501.00 kWh	80,209 KBtu	1.588 KBtu/SqFt	\$3,638.45	\$0.155 /kWh	\$0.072 /SqFt
NATURALGAS	155.00 CCF	15,965 KBtu	0.316 KBtu/SqFt	\$329.18	\$2.124 /CCF	\$0.006 /SqFt
SEWER	88.00 CCF			\$328.48	\$3.733 /CCF	\$0.006 /SqFt
WATER	348.00 CCF			\$1,615.53	\$4.642 /CCF	\$0.032 /SqFt
<b>Totals:</b>		<b>96,174 KBtu</b>	<b>1.904 KBtu/SqFt</b>	<b>\$5,911.64</b>		

## Energy

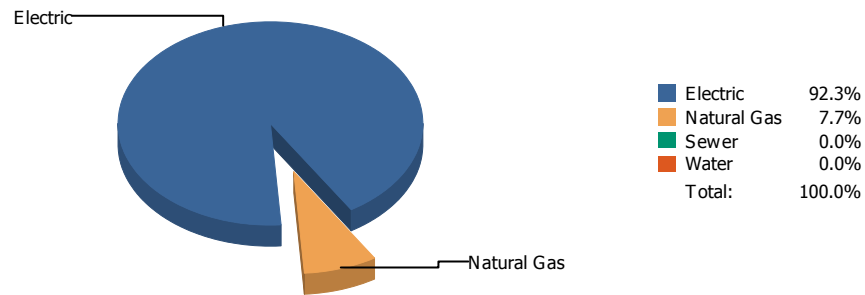


## Cost

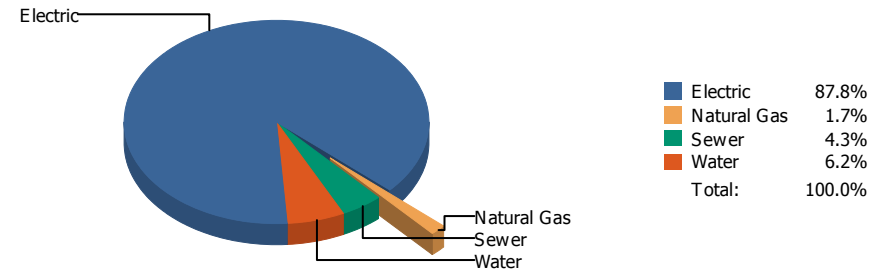


Commodity	Common Use	Energy Use	Energy Use / Area	Total Cost	Cost / Unit	Cost / Area
Place: [CANYON HILLS] CANYON HILLS 043 [BUILDING]						
Area: 133,149 SqFt						
Billing Period: Oct 2017						
ELECTRIC	74,600.00 kWh	254,610 KBtu	1.912 KBtu/SqFt	\$10,128.66	\$0.136 /kWh	\$0.076 /SqFt
NATURALGAS	252.00 CCF	25,956 KBtu	0.195 KBtu/SqFt	\$381.07	\$1.512 /CCF	\$0.003 /SqFt
SEWER	504.00 CCF			\$1,480.16	\$2.937 /CCF	\$0.011 /SqFt
WATER	966.00 CCF			\$2,926.93	\$3.030 /CCF	\$0.022 /SqFt
<b>Totals:</b>		<b>280,566 KBtu</b>	<b>2.107 KBtu/SqFt</b>	<b>\$14,916.82</b>		

## Energy



## Cost



Commodity	Common Use	Energy Use	Energy Use / Area	Total Cost	Cost / Unit	Cost / Area
<b>Place: [CAREER] CAREER AND TECHNOLOGY [BUILDING]</b>						
<b>Area: 146,485 SqFt</b>						
<b>Billing Period: Oct 2017</b>						
ELECTRIC	98,832.00 kWh	337,314 KBtu	2.303 KBtu/SqFt	\$14,193.54	\$0.144 /kWh	\$0.097 /SqFt
NATURALGAS	273.00 CCF	28,119 KBtu	0.192 KBtu/SqFt	\$270.01	\$0.989 /CCF	\$0.002 /SqFt
SEWER	245.00 CCF			\$693.20	\$2.829 /CCF	\$0.005 /SqFt
WATER	354.00 CCF			\$1,009.75	\$2.852 /CCF	\$0.007 /SqFt
<b>Totals:</b>		<b>365,433 KBtu</b>	<b>2.495 KBtu/SqFt</b>	<b>\$16,166.50</b>		

## Energy

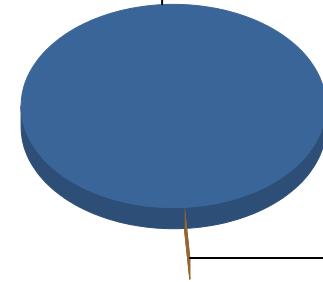
Electric



■ Electric 100.0%  
 ■ Water 0.0%  
 Total: 100.0%

## Cost

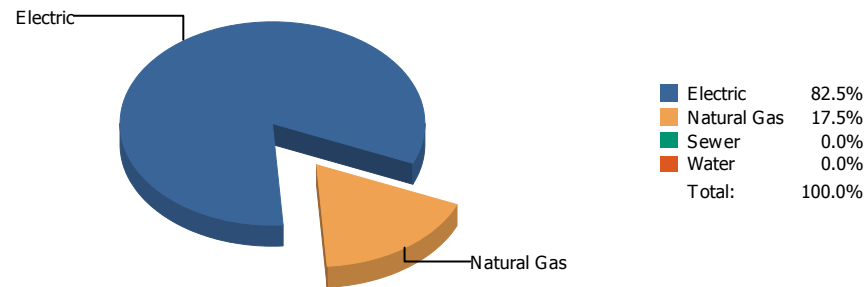
Electric



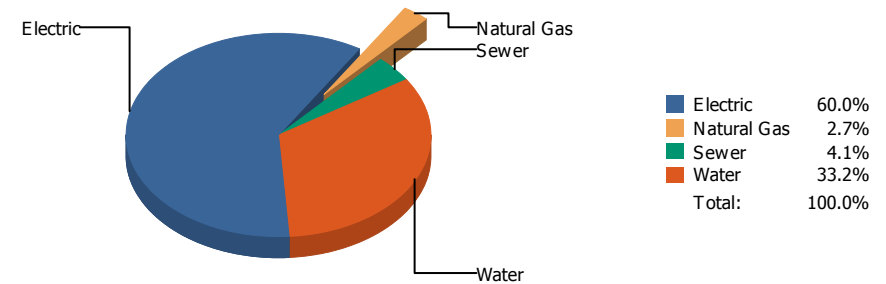
■ Electric 99.9%  
 ■ Water 0.1%  
 Total: 100.0%

Commodity	Common Use	Energy Use	Energy Use / Area	Total Cost	Cost / Unit	Cost / Area
Place: [CHAPIN] CHAPIN 012 [BUILDING]						
Area: 273,727 SqFt						
Billing Period: Oct 2017						
ELECTRIC	389,550.00 kWh	1,329,534 KBtu	4.857 KBtu/SqFt	\$46,607.68	\$0.120 /kWh	\$0.170 /SqFt
WATER	0.00 CCF			\$60.54	\$0.000 /CCF	\$0.000 /SqFt
<b>Totals:</b>		<b>1,329,534 KBtu</b>	<b>4.857 KBtu/SqFt</b>	<b>\$46,668.22</b>		

## Energy

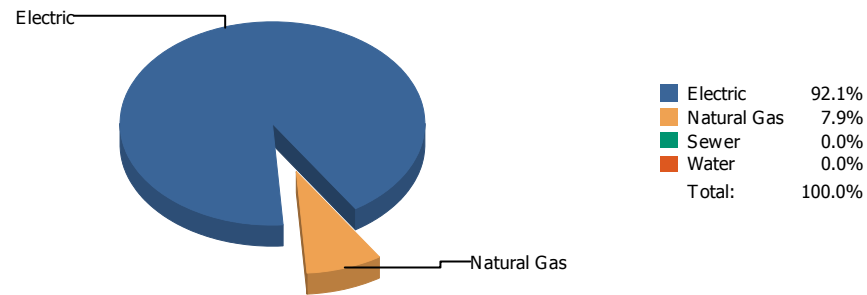


## Cost

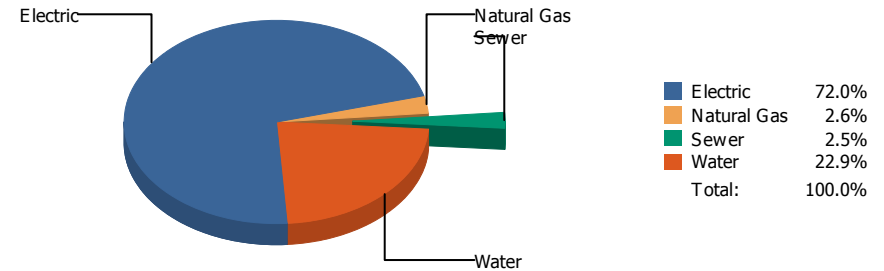


Commodity	Common Use	Energy Use	Energy Use / Area	Total Cost	Cost / Unit	Cost / Area
Place: [CHARLES] H.E. CHARLES 045 [BUILDING]						
Area: 107,867 SqFt						
Billing Period: Oct 2017						
ELECTRIC	88,494.00 kWh	302,030 KBtu	2.800 KBtu/SqFt	\$12,694.06	\$0.143 /kWh	\$0.118 /SqFt
NATURALGAS	621.00 CCF	63,963 KBtu	0.593 KBtu/SqFt	\$578.16	\$0.931 /CCF	\$0.005 /SqFt
SEWER	330.00 CCF			\$878.14	\$2.661 /CCF	\$0.008 /SqFt
WATER	1,487.00 CCF			\$7,018.48	\$4.720 /CCF	\$0.065 /SqFt
<b>Totals:</b>		<b>365,993 KBtu</b>	<b>3.393 KBtu/SqFt</b>	<b>\$21,168.84</b>		

## Energy

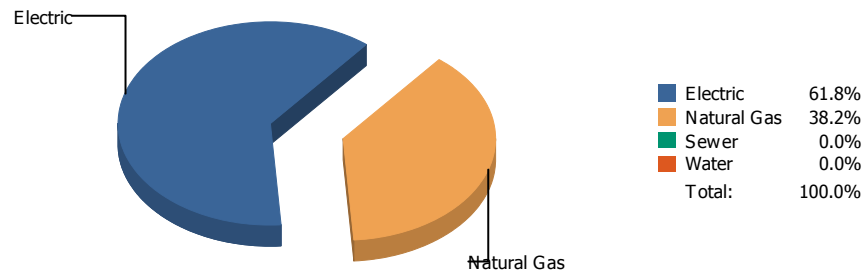


## Cost

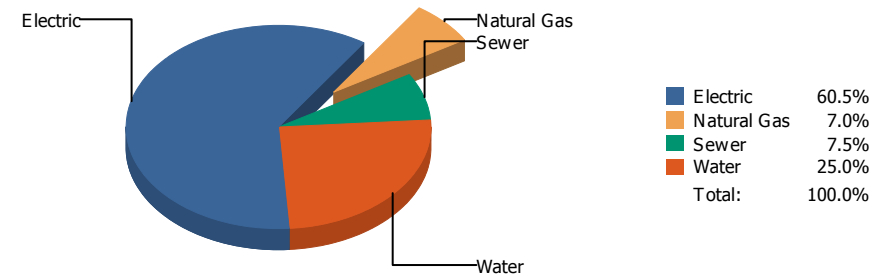


Commodity	Common Use	Energy Use	Energy Use / Area	Total Cost	Cost / Unit	Cost / Area
Place: [CIELO VI] CIELO VISTA 151 [BUILDING]						
Area: 66,034 SqFt						
Billing Period: Oct 2017						
ELECTRIC	67,840.00 kWh	231,538 KBtu	3.506 KBtu/SqFt	\$9,496.99	\$0.140 /kWh	\$0.144 /SqFt
NATURALGAS	194.00 CCF	19,982 KBtu	0.303 KBtu/SqFt	\$348.88	\$1.798 /CCF	\$0.005 /SqFt
SEWER	77.00 CCF			\$327.20	\$4.249 /CCF	\$0.005 /SqFt
WATER	708.00 CCF			\$3,022.66	\$4.269 /CCF	\$0.046 /SqFt
<b>Totals:</b>		<b>251,520 KBtu</b>	<b>3.809 KBtu/SqFt</b>	<b>\$13,195.73</b>		

## Energy



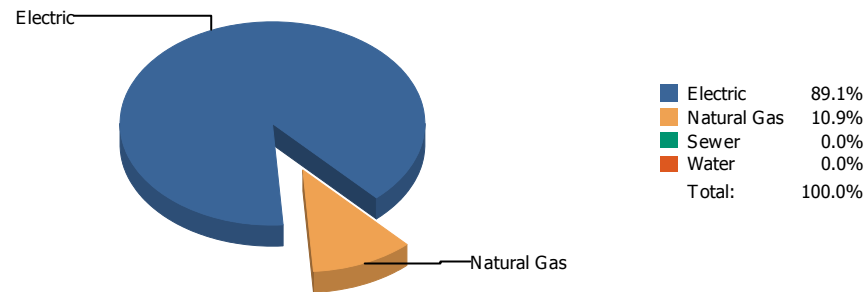
## Cost



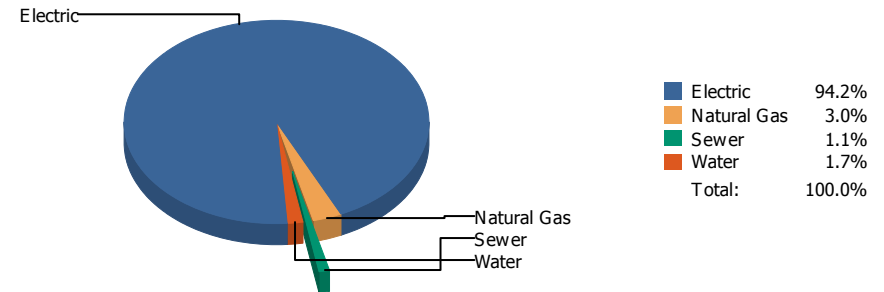
Commodity	Common Use	Energy Use	Energy Use / Area	Total Cost	Cost / Unit	Cost / Area
Place: [CLARDY] CLARDY 109 [BUILDING]						
Area: 70,700 SqFt						
Billing Period: Oct 2017						
ELECTRIC	32,675.00 kWh	111,520 KBtu	1.577 KBtu/SqFt	\$5,186.50	\$0.159 /kWh	\$0.073 /SqFt
NATURALGAS	668.00 CCF	68,804 KBtu	0.973 KBtu/SqFt	\$598.83	\$0.896 /CCF	\$0.008 /SqFt
SEWER	207.00 CCF			\$643.66	\$3.109 /CCF	\$0.009 /SqFt
WATER	594.00 CCF			\$2,137.33	\$3.598 /CCF	\$0.030 /SqFt
<b>Totals:</b>		<b>180,324 KBtu</b>	<b>2.551 KBtu/SqFt</b>	<b>\$8,566.32</b>		



## Energy

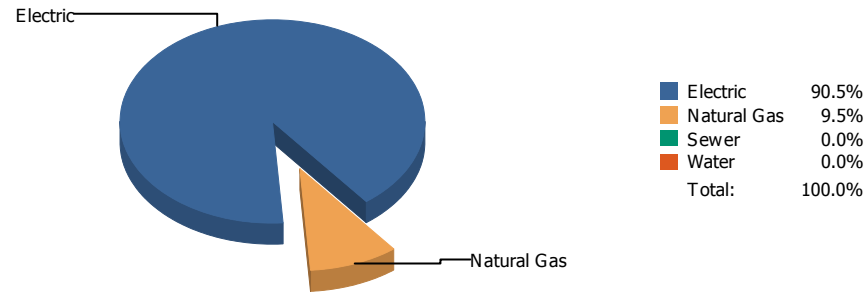


## Cost

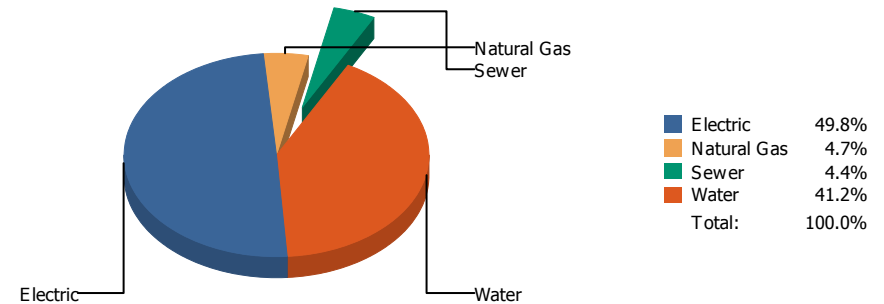


Commodity	Common Use	Energy Use	Energy Use / Area	Total Cost	Cost / Unit	Cost / Area
<b>Place: [CLEDENIN] CLEDENIN 149 [BUILDING]</b> <b>Area: 62,721 SqFt</b> <b>Billing Period: Oct 2017</b>						
ELECTRIC	52,145.00 kWh	177,971 KBtu	2.838 KBtu/SqFt	\$7,513.76	\$0.144 /kWh	\$0.120 /SqFt
NATURALGAS	211.00 CCF	21,733 KBtu	0.347 KBtu/SqFt	\$236.60	\$1.121 /CCF	\$0.004 /SqFt
SEWER	1.00 CCF			\$88.13	\$88.130 /CCF	\$0.001 /SqFt
WATER	4.00 CCF			\$138.24	\$34.560 /CCF	\$0.002 /SqFt
<b>Totals:</b>		<b>199,704 KBtu</b>	<b>3.184 KBtu/SqFt</b>	<b>\$7,976.73</b>		

## Energy

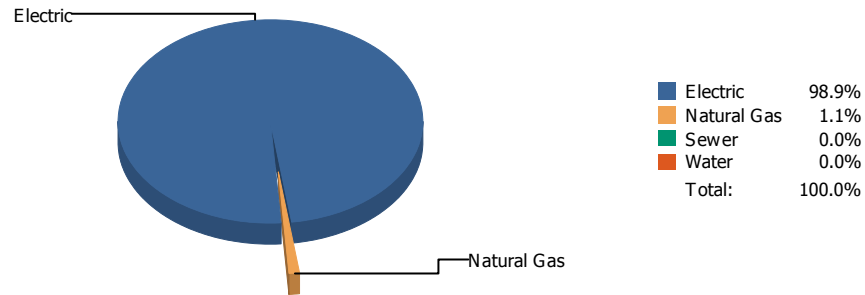


## Cost

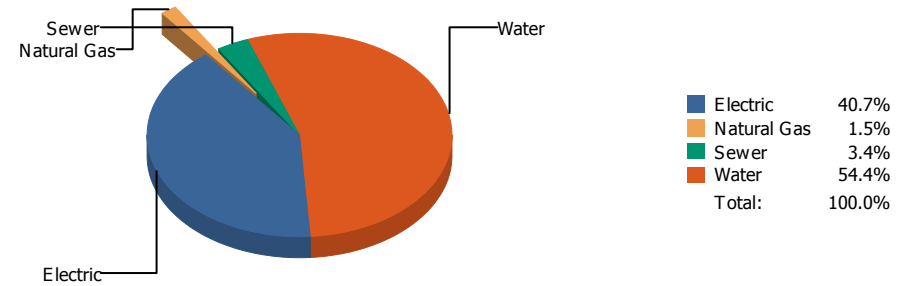


Commodity	Common Use	Energy Use	Energy Use / Area	Total Cost	Cost / Unit	Cost / Area
Place: [COLDWELL] COLDWELL 110 [BUILDING]						
Area: 67,310 SqFt						
Billing Period: Oct 2017						
ELECTRIC	28,934.00 kWh	98,752 KBtu	1.467 KBtu/SqFt	\$4,492.16	\$0.155 /kWh	\$0.067 /SqFt
NATURALGAS	101.00 CCF	10,403 KBtu	0.155 KBtu/SqFt	\$422.06	\$4.179 /CCF	\$0.006 /SqFt
SEWER	87.00 CCF			\$395.35	\$4.544 /CCF	\$0.006 /SqFt
WATER	726.00 CCF			\$3,718.44	\$5.122 /CCF	\$0.055 /SqFt
<b>Totals:</b>		<b>109,155 KBtu</b>	<b>1.622 KBtu/SqFt</b>	<b>\$9,028.01</b>		

## Energy

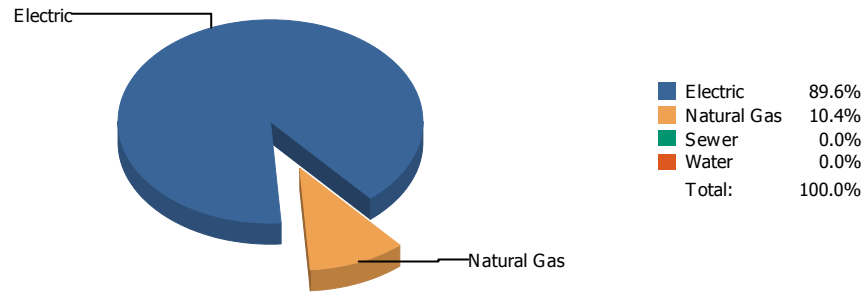


## Cost

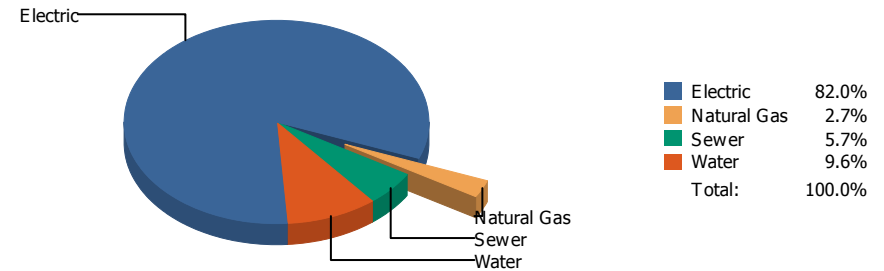


Commodity	Common Use	Energy Use	Energy Use / Area	Total Cost	Cost / Unit	Cost / Area
<b>Place: [COLLINS] COLLINS      142 [BUILDING]</b> <b>Area: 81,245 SqFt</b> <b>Billing Period: Oct 2017</b>						
ELECTRIC	46,927.00 kWh	160,162 KBtu	1.971 KBtu/SqFt	\$6,806.06	\$0.145 /kWh	\$0.084 /SqFt
NATURALGAS	17.00 CCF	1,751 KBtu	0.022 KBtu/SqFt	\$254.28	\$14.958 /CCF	\$0.003 /SqFt
SEWER	215.00 CCF			\$571.46	\$2.658 /CCF	\$0.007 /SqFt
WATER	1,615.00 CCF			\$9,093.96	\$5.631 /CCF	\$0.112 /SqFt
<b>Totals:</b>		<b>161,913 KBtu</b>	<b>1.993 KBtu/SqFt</b>	<b>\$16,725.76</b>		

## Energy

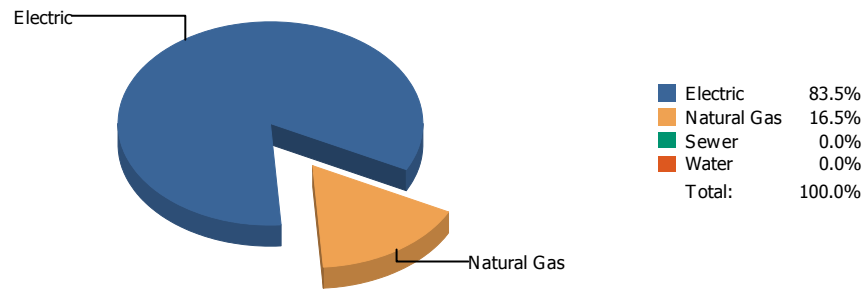


## Cost

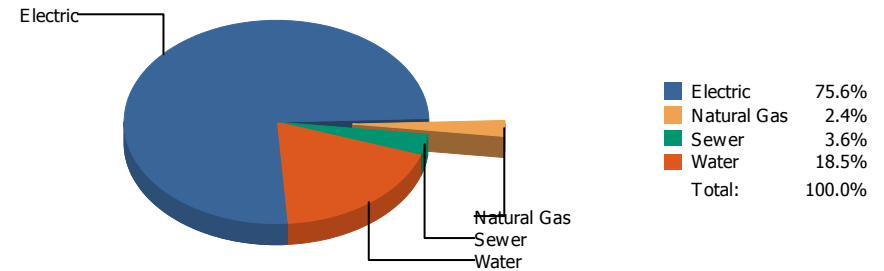


Commodity	Common Use	Energy Use	Energy Use / Area	Total Cost	Cost / Unit	Cost / Area
Place: [COOLEY] COOLEY 111 [BUILDING]						
Area: 95,590 SqFt						
Billing Period: Oct 2017						
ELECTRIC	79,800.00 kWh	272,357 KBtu	2.849 KBtu/SqFt	\$12,326.60	\$0.154 /kWh	\$0.129 /SqFt
NATURALGAS	306.00 CCF	31,518 KBtu	0.330 KBtu/SqFt	\$408.80	\$1.336 /CCF	\$0.004 /SqFt
SEWER	191.00 CCF			\$856.70	\$4.485 /CCF	\$0.009 /SqFt
WATER	386.00 CCF			\$1,444.57	\$3.742 /CCF	\$0.015 /SqFt
<b>Totals:</b>		<b>303,875 KBtu</b>	<b>3.179 KBtu/SqFt</b>	<b>\$15,036.67</b>		

## Energy

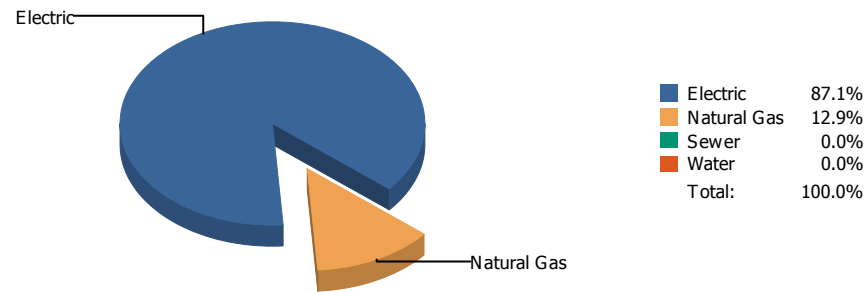


## Cost

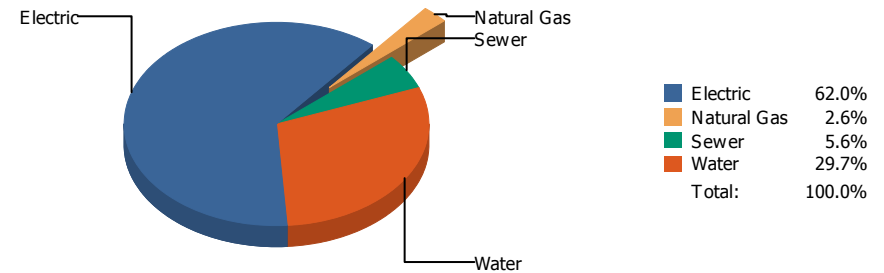


Commodity	Common Use	Energy Use	Energy Use / Area	Total Cost	Cost / Unit	Cost / Area
Place: [CORONADO] CORONADO 005 [BUILDING]						
Area: 406,757 SqFt						
Billing Period: Oct 2017						
ELECTRIC	270,514.00 kWh	923,264 KBtu	2.270 KBtu/SqFt	\$37,314.95	\$0.138 /kWh	\$0.091 /SqFt
NATURALGAS	1,771.00 CCF	182,413 KBtu	0.448 KBtu/SqFt	\$1,175.28	\$0.664 /CCF	\$0.003 /SqFt
SEWER	754.00 CCF			\$1,757.04	\$2.330 /CCF	\$0.004 /SqFt
WATER	3,573.00 CCF			\$9,138.89	\$2.558 /CCF	\$0.022 /SqFt
<b>Totals:</b>		<b>1,105,677 KBtu</b>	<b>2.718 KBtu/SqFt</b>	<b>\$49,386.16</b>		

## Energy

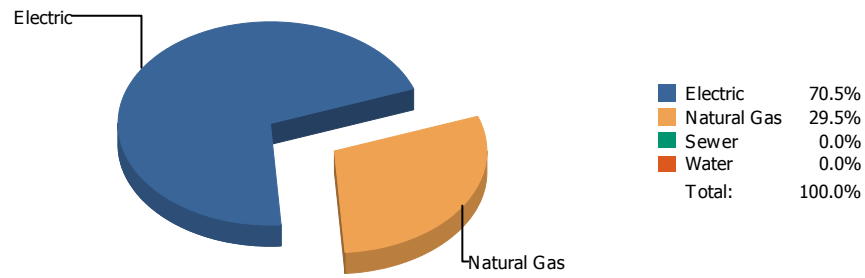


## Cost

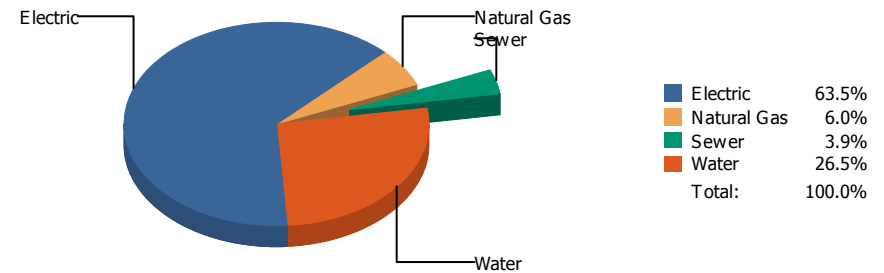


Commodity	Common Use	Energy Use	Energy Use / Area	Total Cost	Cost / Unit	Cost / Area
Place: [CROCKETT_1] CROCKETT 112 [BUILDING]						
Area: 92,585 SqFt						
Billing Period: Oct 2017						
ELECTRIC	34,471.00 kWh	117,650 KBtu	1.271 KBtu/SqFt	\$5,144.14	\$0.149 /kWh	\$0.055 /SqFt
NATURALGAS	169.00 CCF	17,407 KBtu	0.188 KBtu/SqFt	\$213.90	\$1.266 /CCF	\$0.002 /SqFt
SEWER	118.00 CCF			\$467.94	\$3.966 /CCF	\$0.005 /SqFt
WATER	503.00 CCF			\$2,466.93	\$4.904 /CCF	\$0.026 /SqFt
<b>Totals:</b>		<b>135,057 KBtu</b>	<b>1.459 KBtu/SqFt</b>	<b>\$8,292.91</b>		

## Energy

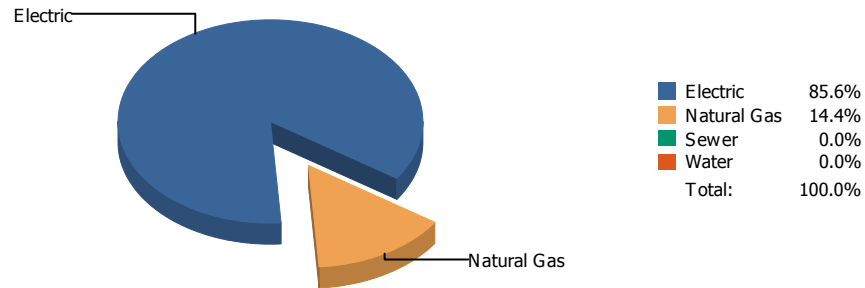


## Cost

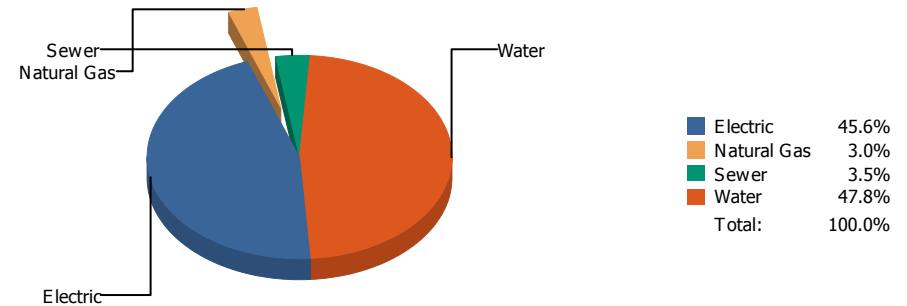


Commodity	Common Use	Energy Use	Energy Use / Area	Total Cost	Cost / Unit	Cost / Area
Place: [CROSBY] CROSBY 113 [BUILDING]						
Area: 83,100 SqFt						
Billing Period: Oct 2017						
ELECTRIC	37,338.00 kWh	127,435 KBtu	1.534 KBtu/SqFt	\$5,512.22	\$0.148 /kWh	\$0.066 /SqFt
NATURALGAS	518.00 CCF	53,354 KBtu	0.642 KBtu/SqFt	\$524.73	\$1.013 /CCF	\$0.006 /SqFt
SEWER	93.00 CCF			\$337.33	\$3.627 /CCF	\$0.004 /SqFt
WATER	518.00 CCF			\$2,299.70	\$4.440 /CCF	\$0.028 /SqFt
<b>Totals:</b>		<b>180,789 KBtu</b>	<b>2.176 KBtu/SqFt</b>	<b>\$8,673.98</b>		

## Energy



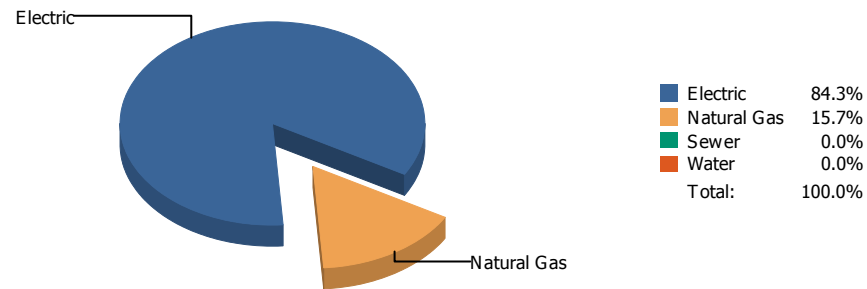
## Cost



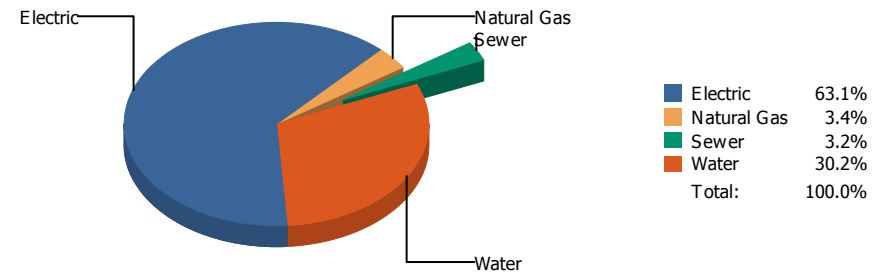
Commodity	Common Use	Energy Use	Energy Use / Area	Total Cost	Cost / Unit	Cost / Area
Place: [DOUGLASS] DOUGLASS 114 [BUILDING]						
Area: 86,903 SqFt						
Billing Period: Oct 2017						
ELECTRIC	37,253.00 kWh	127,144 KBtu	1.463 KBtu/SqFt	\$5,343.58	\$0.143 /kWh	\$0.061 /SqFt
NATURALGAS	208.00 CCF	21,424 KBtu	0.247 KBtu/SqFt	\$356.39	\$1.713 /CCF	\$0.004 /SqFt
SEWER	97.00 CCF			\$409.86	\$4.225 /CCF	\$0.005 /SqFt
WATER	1,045.00 CCF			\$5,598.86	\$5.358 /CCF	\$0.064 /SqFt
<b>Totals:</b>		<b>148,568 KBtu</b>	<b>1.710 KBtu/SqFt</b>	<b>\$11,708.69</b>		



## Energy

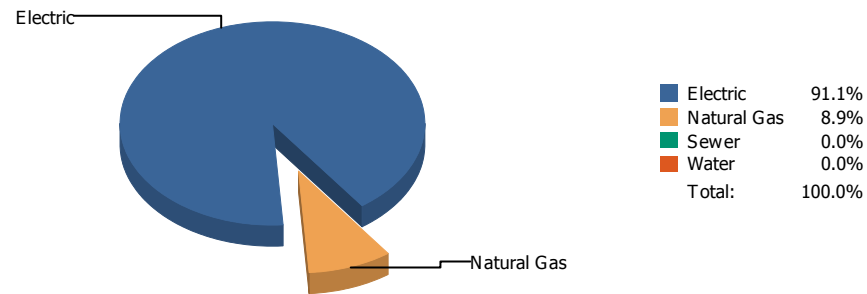


## Cost

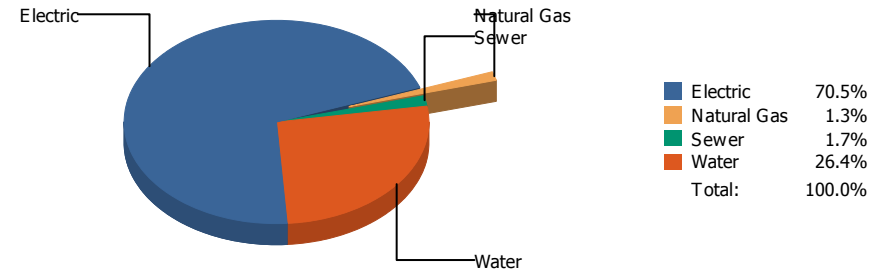


Commodity	Common Use	Energy Use	Energy Use / Area	Total Cost	Cost / Unit	Cost / Area
<b>Place: [DOWELL] DOWELL      115 [BUILDING]</b> <b>Area: 55,801 SqFt</b> <b>Billing Period: Oct 2017</b>						
ELECTRIC	23,699.00 kWh	80,885 KBtu	1.450 KBtu/SqFt	\$3,759.32	\$0.159 /kWh	\$0.067 /SqFt
NATURALGAS	146.00 CCF	15,038 KBtu	0.269 KBtu/SqFt	\$201.45	\$1.380 /CCF	\$0.004 /SqFt
SEWER	70.00 CCF			\$192.54	\$2.751 /CCF	\$0.003 /SqFt
WATER	592.00 CCF			\$1,799.92	\$3.040 /CCF	\$0.032 /SqFt
<b>Totals:</b>		<b>95,923 KBtu</b>	<b>1.719 KBtu/SqFt</b>	<b>\$5,953.23</b>		

## Energy

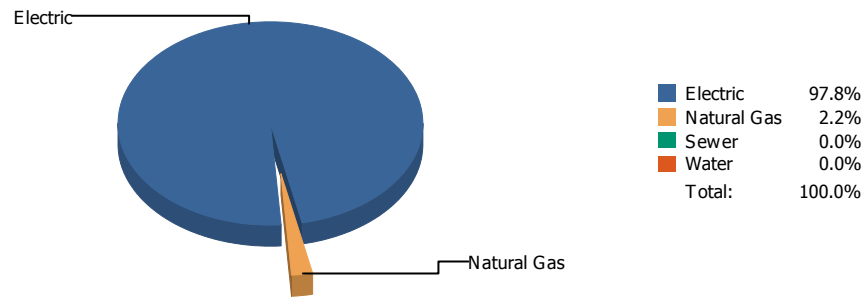


## Cost

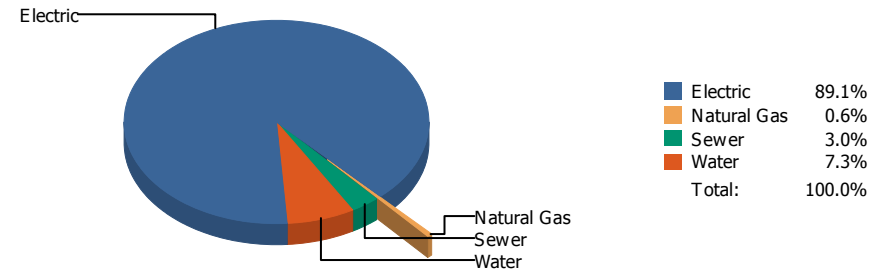


Commodity	Common Use	Energy Use	Energy Use / Area	Total Cost	Cost / Unit	Cost / Area
<b>Place: [DRHORNEDOMIDDLESCHOOL_1] DR. HORNEDO MIDDLE SCHOOL 058 [BUILDING]</b>						
<b>Area: 184,871 SqFt</b>						
<b>Billing Period: Oct 2017</b>						
ELECTRIC	115,076.00 kWh	392,754 KBtu	2.124 KBtu/SqFt	\$17,036.33	\$0.148 /kWh	\$0.092 /SqFt
NATURALGAS	373.00 CCF	38,419 KBtu	0.208 KBtu/SqFt	\$322.08	\$0.863 /CCF	\$0.002 /SqFt
SEWER	68.00 CCF			\$414.40	\$6.094 /CCF	\$0.002 /SqFt
WATER	1,319.00 CCF			\$6,389.07	\$4.844 /CCF	\$0.034 /SqFt
<b>Totals:</b>		<b>431,173 KBtu</b>	<b>2.332 KBtu/SqFt</b>	<b>\$24,161.88</b>		

## Energy

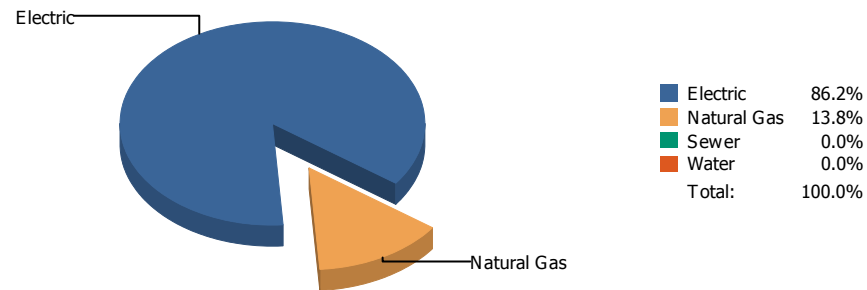


## Cost

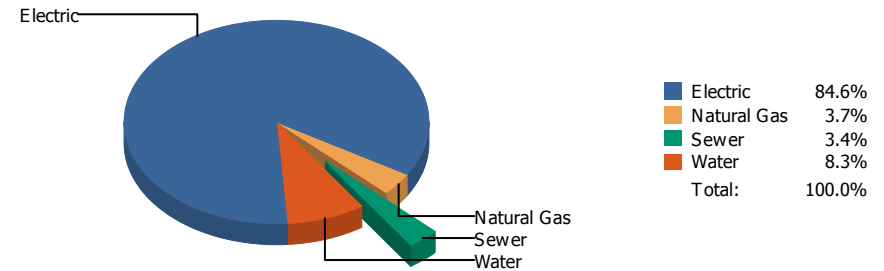


Commodity	Common Use	Energy Use	Energy Use / Area	Total Cost	Cost / Unit	Cost / Area
Place: [ED CENTER] ED CENTER 919 [BUILDING]						
Area: 220,243 SqFt						
Billing Period: Oct 2017						
ELECTRIC	246,566.00 kWh	841,530 KBtu	3.821 KBtu/SqFt	\$31,753.80	\$0.129 /kWh	\$0.144 /SqFt
NATURALGAS	183.00 CCF	18,849 KBtu	0.086 KBtu/SqFt	\$220.45	\$1.205 /CCF	\$0.001 /SqFt
SEWER	353.00 CCF			\$1,057.08	\$2.995 /CCF	\$0.005 /SqFt
WATER	752.00 CCF			\$2,611.29	\$3.472 /CCF	\$0.012 /SqFt
<b>Totals:</b>		<b>860,379 KBtu</b>	<b>3.906 KBtu/SqFt</b>	<b>\$35,642.62</b>		

## Energy

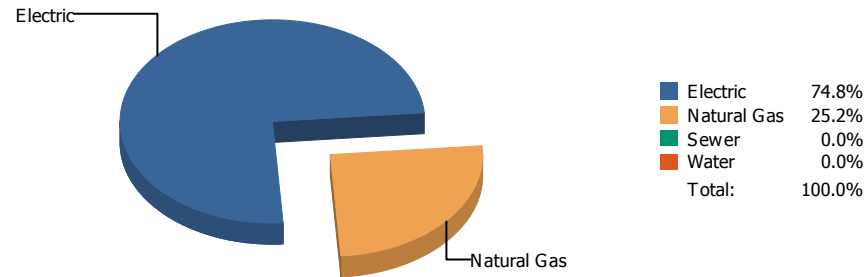


## Cost

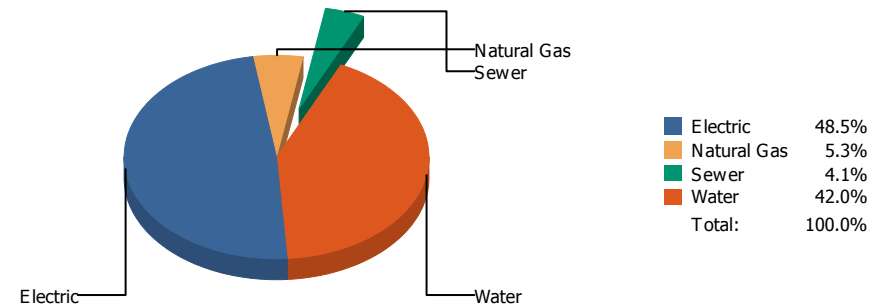


Commodity	Common Use	Energy Use	Energy Use / Area	Total Cost	Cost / Unit	Cost / Area
Place: [EL PASO] EL PASO HIGH 006 [BUILDING]						
Area: 236,062 SqFt						
Billing Period: Oct 2017						
ELECTRIC	184,907.00 kWh	631,088 KBtu	2.673 KBtu/SqFt	\$26,351.94	\$0.143 /kWh	\$0.111 /SqFt
NATURALGAS	980.00 CCF	100,940 KBtu	0.428 KBtu/SqFt	\$1,142.36	\$1.166 /CCF	\$0.005 /SqFt
SEWER	283.00 CCF			\$1,072.22	\$3.789 /CCF	\$0.004 /SqFt
WATER	630.00 CCF			\$2,580.92	\$4.097 /CCF	\$0.011 /SqFt
<b>Totals:</b>		<b>732,028 KBtu</b>	<b>3.101 KBtu/SqFt</b>	<b>\$31,147.44</b>		

## Energy

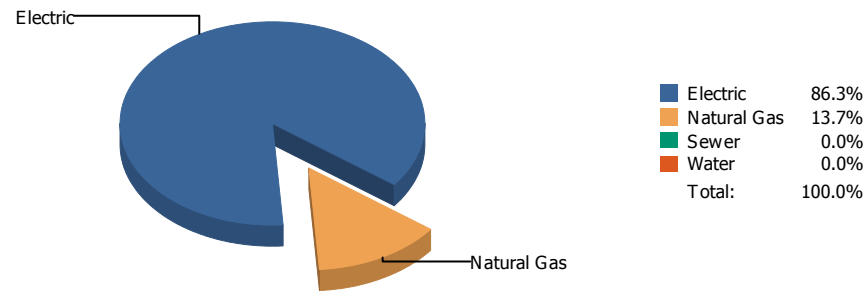


## Cost

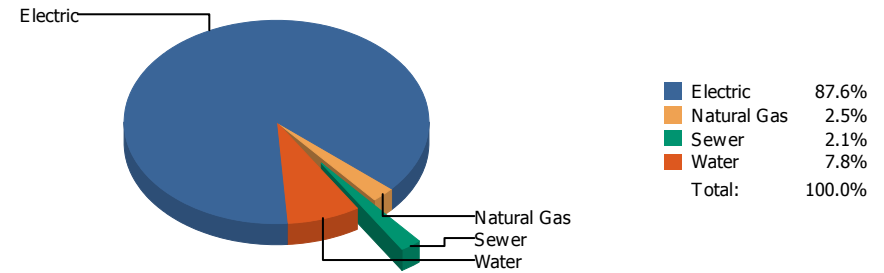


Commodity	Common Use	Energy Use	Energy Use / Area	Total Cost	Cost / Unit	Cost / Area
Place: [FANNIN] FANNIN 116 [BUILDING]						
Area: 73,291 SqFt						
Billing Period: Oct 2017						
ELECTRIC	36,381.00 kWh	124,168 KBtu	1.694 KBtu/SqFt	\$5,338.64	\$0.147 /kWh	\$0.073 /SqFt
NATURALGAS	406.00 CCF	41,818 KBtu	0.571 KBtu/SqFt	\$587.12	\$1.446 /CCF	\$0.008 /SqFt
SEWER	98.00 CCF			\$456.04	\$4.653 /CCF	\$0.006 /SqFt
WATER	1,155.00 CCF			\$4,627.40	\$4.006 /CCF	\$0.063 /SqFt
<b>Totals:</b>		<b>165,986 KBtu</b>	<b>2.265 KBtu/SqFt</b>	<b>\$11,009.20</b>		

## Energy

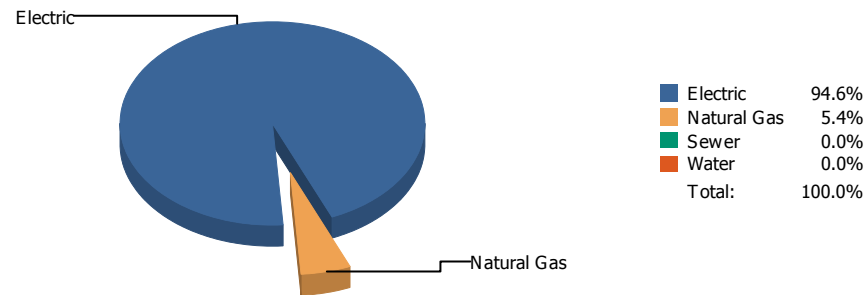


## Cost

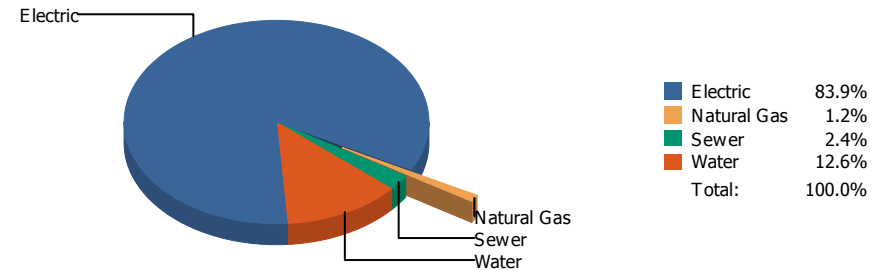


Commodity	Common Use	Energy Use	Energy Use / Area	Total Cost	Cost / Unit	Cost / Area
Place: [FRANKLIN] FRANKLIN HIGH SCHOOL 010 [BUILDING]						
Area: 329,377 SqFt						
Billing Period: Oct 2017						
ELECTRIC	294,002.00 kWh	1,003,429 KBtu	3.046 KBtu/SqFt	\$37,237.80	\$0.127 /kWh	\$0.113 /SqFt
NATURALGAS	1,540.00 CCF	158,620 KBtu	0.482 KBtu/SqFt	\$1,050.52	\$0.682 /CCF	\$0.003 /SqFt
SEWER	330.00 CCF			\$878.14	\$2.661 /CCF	\$0.003 /SqFt
WATER	939.00 CCF			\$3,334.17	\$3.551 /CCF	\$0.010 /SqFt
<b>Totals:</b>		<b>1,162,049 KBtu</b>	<b>3.528 KBtu/SqFt</b>	<b>\$42,500.63</b>		

## Energy

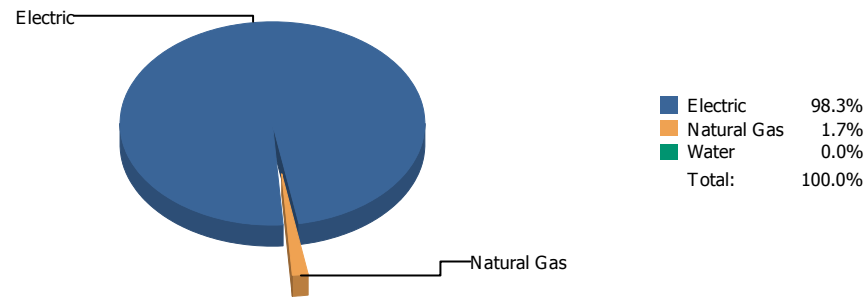


## Cost

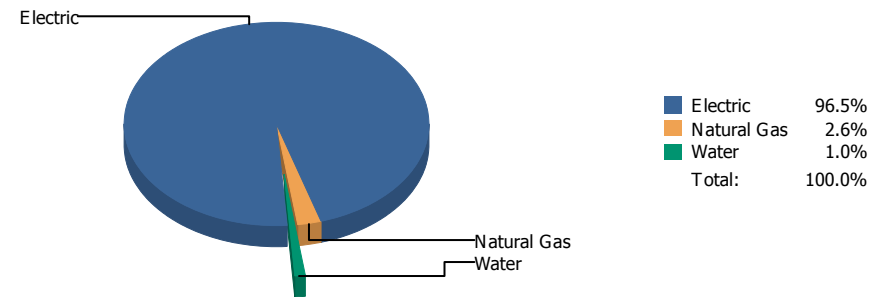


Commodity	Common Use	Energy Use	Energy Use / Area	Total Cost	Cost / Unit	Cost / Area
Place: [FRANKLIN9THGRADECENTER_2] FRANKLIN 9TH GRADE CENTER 053 [BUILDING]						
Area: 193,158 SqFt						
Billing Period: Oct 2017						
ELECTRIC	137,000.00 kWh	467,581 KBtu	2.421 KBtu/SqFt	\$18,302.41	\$0.134 /kWh	\$0.095 /SqFt
NATURALGAS	257.00 CCF	26,471 KBtu	0.137 KBtu/SqFt	\$260.02	\$1.012 /CCF	\$0.001 /SqFt
SEWER	124.00 CCF			\$513.52	\$4.141 /CCF	\$0.003 /SqFt
WATER	1,386.00 CCF			\$2,740.55	\$1.977 /CCF	\$0.014 /SqFt
<b>Totals:</b>		<b>494,052 KBtu</b>	<b>2.558 KBtu/SqFt</b>	<b>\$21,816.50</b>		

## Energy



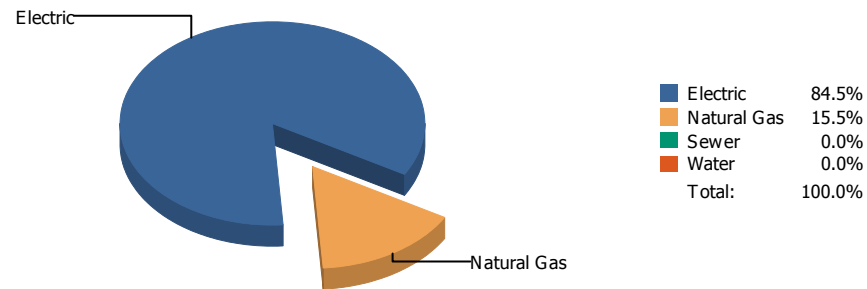
## Cost



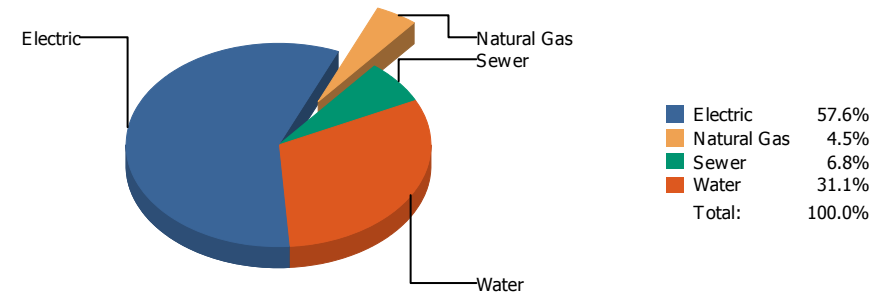
Commodity	Common Use	Energy Use	Energy Use / Area	Total Cost	Cost / Unit	Cost / Area
<b>Place: [GAMBLE] JAMES GAMBLE WAREHOUSE [BUILDING]</b>						
<b>Area: 53,241 SqFt</b>						
<b>Billing Period: Oct 2017</b>						
ELECTRIC	33,900.00 kWh	115,701 KBtu	2.173 KBtu/SqFt	\$4,988.90	\$0.147 /kWh	\$0.094 /SqFt
NATURALGAS	19.00 CCF	1,957 KBtu	0.037 KBtu/SqFt	\$132.87	\$6.993 /CCF	\$0.002 /SqFt
WATER	0.00 CCF			\$50.44	\$0.000 /CCF	\$0.001 /SqFt
<b>Totals:</b>		<b>117,658 KBtu</b>	<b>2.210 KBtu/SqFt</b>	<b>\$5,172.21</b>		



## Energy

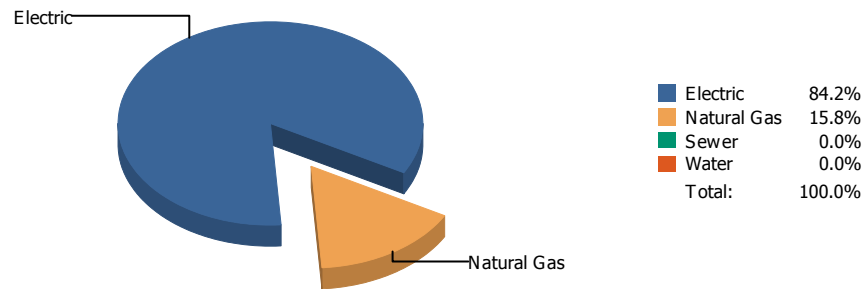


## Cost

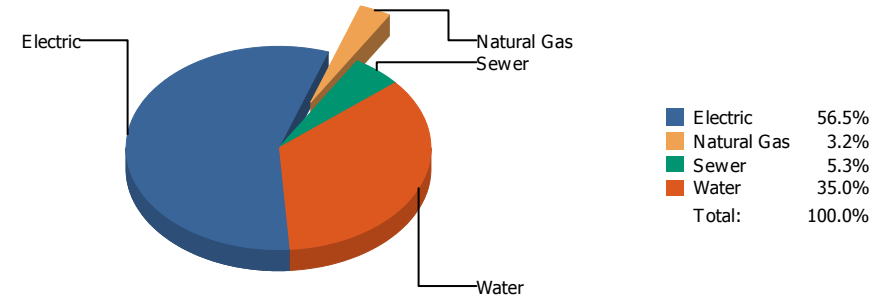


Commodity	Common Use	Energy Use	Energy Use / Area	Total Cost	Cost / Unit	Cost / Area
<b>Place: [GREEN] GREEN ELEMENTARY SCHOOL 162 [BUILDING]</b>						
<b>Area: 88,156 SqFt</b>						
<b>Billing Period: Oct 2017</b>						
ELECTRIC	33,000.00 kWh	112,629 KBtu	1.278 KBtu/SqFt	\$4,543.10	\$0.138 /kWh	\$0.052 /SqFt
NATURALGAS	200.00 CCF	20,600 KBtu	0.234 KBtu/SqFt	\$353.22	\$1.766 /CCF	\$0.004 /SqFt
SEWER	87.00 CCF			\$534.39	\$6.142 /CCF	\$0.006 /SqFt
WATER	441.00 CCF			\$2,456.31	\$5.570 /CCF	\$0.028 /SqFt
<b>Totals:</b>		<b>133,229 KBtu</b>	<b>1.511 KBtu/SqFt</b>	<b>\$7,887.02</b>		

## Energy

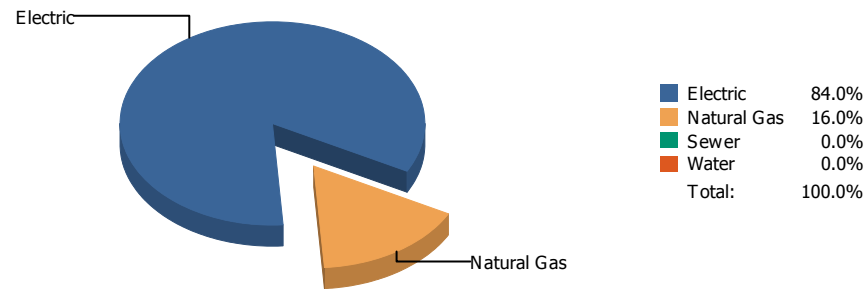


## Cost

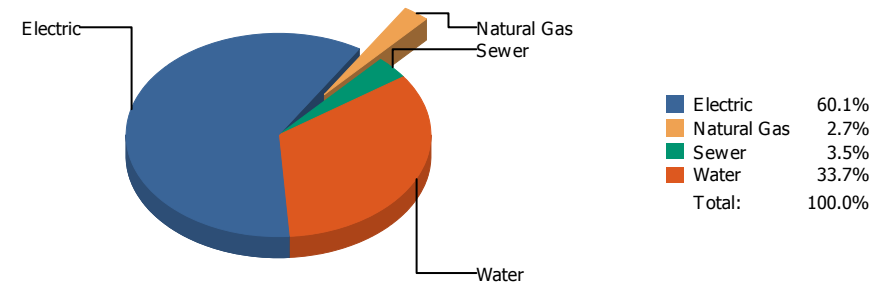


Commodity	Common Use	Energy Use	Energy Use / Area	Total Cost	Cost / Unit	Cost / Area
<b>Place: [GUERRERO] ROSA GUERRERO ELEMENTARY 163 [BUILDING]</b>						
<b>Area: 88,641 SqFt</b>						
<b>Billing Period: Oct 2017</b>						
ELECTRIC	47,500.00 kWh	162,118 KBtu	1.829 KBtu/SqFt	\$7,092.77	\$0.149 /kWh	\$0.080 /SqFt
NATURALGAS	295.00 CCF	30,385 KBtu	0.343 KBtu/SqFt	\$402.72	\$1.365 /CCF	\$0.004 /SqFt
SEWER	220.00 CCF			\$666.67	\$3.030 /CCF	\$0.007 /SqFt
WATER	1,154.00 CCF			\$4,397.64	\$3.811 /CCF	\$0.049 /SqFt
<b>Totals:</b>		<b>192,503 KBtu</b>	<b>2.172 KBtu/SqFt</b>	<b>\$12,559.80</b>		

## Energy

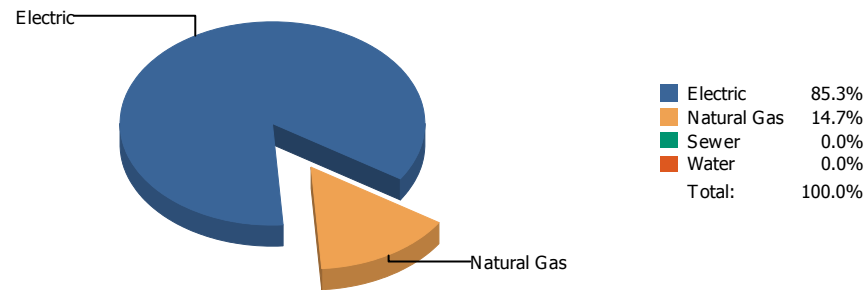


## Cost

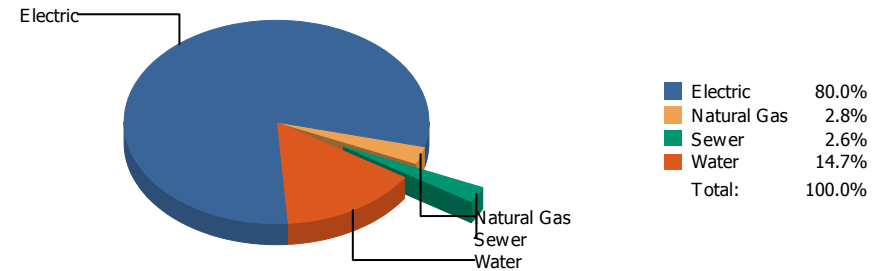


Commodity	Common Use	Energy Use	Energy Use / Area	Total Cost	Cost / Unit	Cost / Area
Place: [GUILLEN] GUILLEN 044 [BUILDING]						
Area: 223,773 SqFt						
Billing Period: Oct 2017						
ELECTRIC	94,934.00 kWh	324,010 KBtu	1.448 KBtu/SqFt	\$12,570.88	\$0.132 /kWh	\$0.056 /SqFt
NATURALGAS	601.00 CCF	61,903 KBtu	0.277 KBtu/SqFt	\$564.40	\$0.939 /CCF	\$0.002 /SqFt
SEWER	257.00 CCF			\$732.16	\$2.849 /CCF	\$0.003 /SqFt
WATER	1,573.00 CCF			\$7,062.38	\$4.490 /CCF	\$0.031 /SqFt
<b>Totals:</b>		<b>385,913 KBtu</b>	<b>1.725 KBtu/SqFt</b>	<b>\$20,929.82</b>		

## Energy

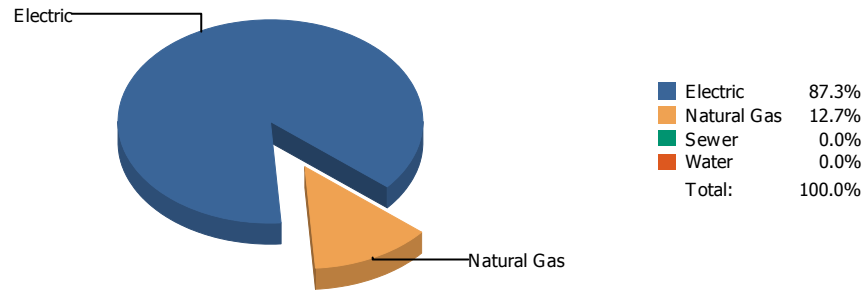


## Cost

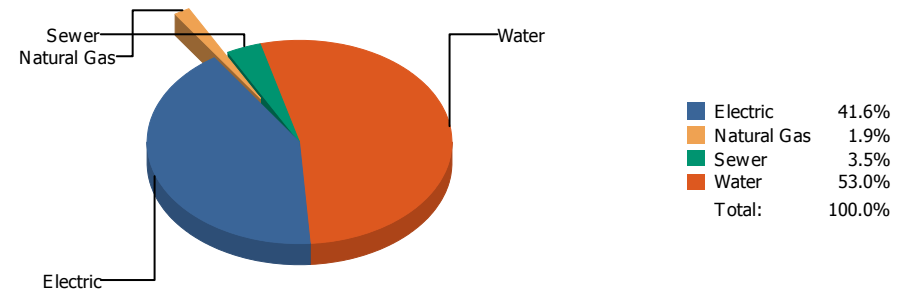


Commodity	Common Use	Energy Use	Energy Use / Area	Total Cost	Cost / Unit	Cost / Area
<b>Place: [HART] HART      118 [BUILDING]</b> <b>Area: 63,357 SqFt</b> <b>Billing Period: Oct 2017</b>						
ELECTRIC	61,560.00 kWh	210,104 KBtu	3.316 KBtu/SqFt	\$8,996.81	\$0.146 /kWh	\$0.142 /SqFt
NATURALGAS	352.00 CCF	36,256 KBtu	0.572 KBtu/SqFt	\$310.79	\$0.883 /CCF	\$0.005 /SqFt
SEWER	56.00 CCF			\$290.03	\$5.179 /CCF	\$0.005 /SqFt
WATER	386.00 CCF			\$1,649.05	\$4.272 /CCF	\$0.026 /SqFt
<b>Totals:</b>		<b>246,360 KBtu</b>	<b>3.888 KBtu/SqFt</b>	<b>\$11,246.68</b>		

## Energy

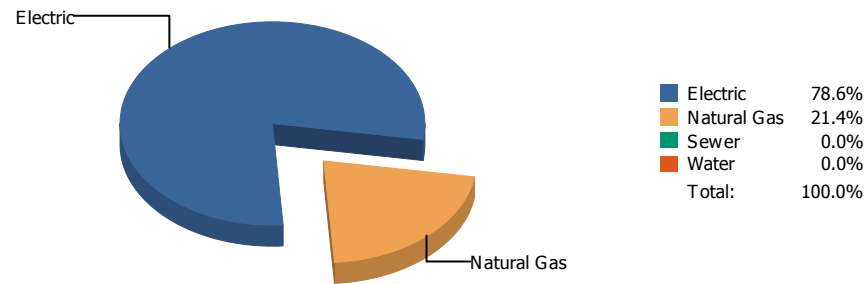


## Cost

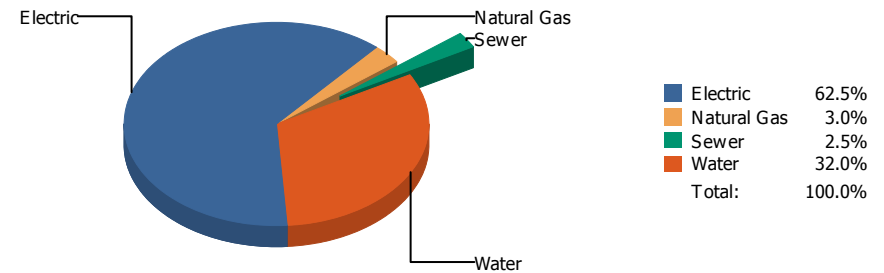


Commodity	Common Use	Energy Use	Energy Use / Area	Total Cost	Cost / Unit	Cost / Area
Place: [HAWKINS] HAWKINS 119 [BUILDING]						
Area: 57,207 SqFt						
Billing Period: Oct 2017						
ELECTRIC	32,398.00 kWh	110,574 KBtu	1.933 KBtu/SqFt	\$4,630.48	\$0.143 /kWh	\$0.081 /SqFt
NATURALGAS	156.00 CCF	16,068 KBtu	0.281 KBtu/SqFt	\$206.01	\$1.321 /CCF	\$0.004 /SqFt
SEWER	124.00 CCF			\$392.20	\$3.163 /CCF	\$0.007 /SqFt
WATER	1,072.00 CCF			\$5,898.53	\$5.502 /CCF	\$0.103 /SqFt
<b>Totals:</b>		<b>126,642 KBtu</b>	<b>2.214 KBtu/SqFt</b>	<b>\$11,127.22</b>		

## Energy

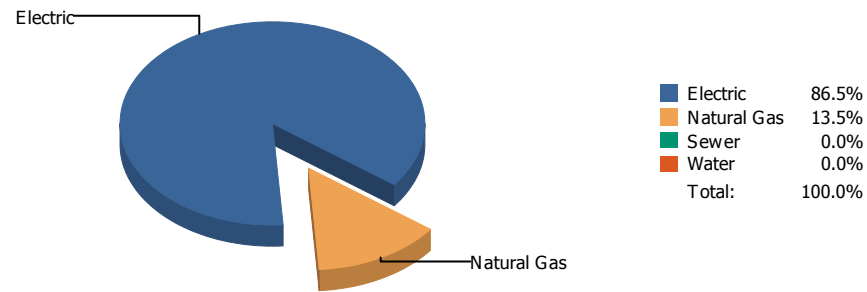


## Cost

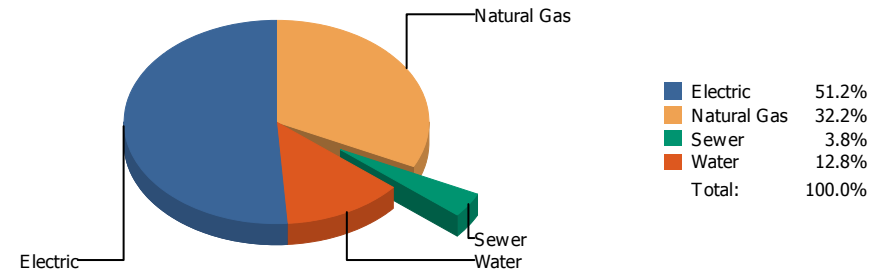


Commodity	Common Use	Energy Use	Energy Use / Area	Total Cost	Cost / Unit	Cost / Area
Place: [HENDERSO] HENDERSON 041 [BUILDING]						
Area: 145,254 SqFt						
Billing Period: Oct 2017						
ELECTRIC	58,004.00 kWh	197,968 KBtu	1.363 KBtu/SqFt	\$8,285.27	\$0.143 /kWh	\$0.057 /SqFt
NATURALGAS	522.00 CCF	53,766 KBtu	0.370 KBtu/SqFt	\$401.31	\$0.769 /CCF	\$0.003 /SqFt
SEWER	139.00 CCF			\$332.39	\$2.391 /CCF	\$0.002 /SqFt
WATER	945.00 CCF			\$4,236.00	\$4.483 /CCF	\$0.029 /SqFt
<b>Totals:</b>		<b>251,734 KBtu</b>	<b>1.733 KBtu/SqFt</b>	<b>\$13,254.97</b>		

## Energy

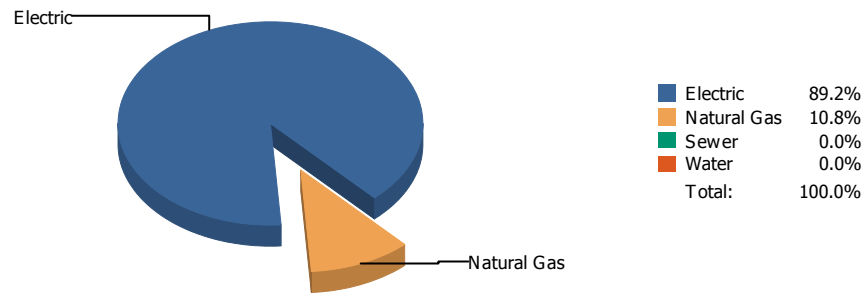


## Cost

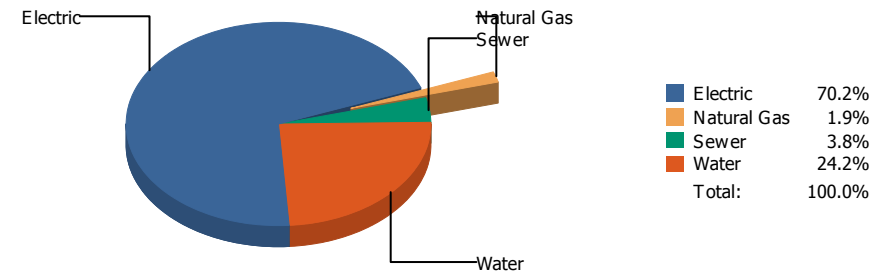


Commodity	Common Use	Energy Use	Energy Use / Area	Total Cost	Cost / Unit	Cost / Area
Place: [HERCULES] HERCULES COTTAGES 141A [BUILDING]						
Area: 10,160 SqFt						
Billing Period: Oct 2017						
ELECTRIC	5,207.00 kWh	17,771 KBtu	1.749 KBtu/SqFt	\$996.69	\$0.191 /kWh	\$0.098 /SqFt
NATURALGAS	27.00 CCF	2,781 KBtu	0.274 KBtu/SqFt	\$627.34	\$23.235 /CCF	\$0.061 /SqFt
SEWER	18.00 CCF			\$73.92	\$4.107 /CCF	\$0.007 /SqFt
WATER	72.00 CCF			\$250.20	\$3.475 /CCF	\$0.024 /SqFt
<b>Totals:</b>		<b>20,552 KBtu</b>	<b>2.023 KBtu/SqFt</b>	<b>\$1,948.15</b>		

## Energy



## Cost



Commodity	Common Use	Energy Use	Energy Use / Area	Total Cost	Cost / Unit	Cost / Area
Place: [HERRERA_1] HERRERA ELEMENTARY 174 [BUILDING]						
Area: 86,275 SqFt						
Billing Period: Oct 2017						
ELECTRIC	70,800.00 kWh	241,640 KBtu	2.801 KBtu/SqFt	\$10,081.53	\$0.142 /kWh	\$0.117 /SqFt
NATURALGAS	284.00 CCF	29,252 KBtu	0.339 KBtu/SqFt	\$274.47	\$0.966 /CCF	\$0.003 /SqFt
SEWER	139.00 CCF			\$540.07	\$3.885 /CCF	\$0.006 /SqFt
WATER	771.00 CCF			\$3,473.71	\$4.505 /CCF	\$0.040 /SqFt
<b>Totals:</b>		<b>270,892 KBtu</b>	<b>3.140 KBtu/SqFt</b>	<b>\$14,369.78</b>		



## Energy

Electric



■ Electric 100.0%  
Total: 100.0%

## Cost

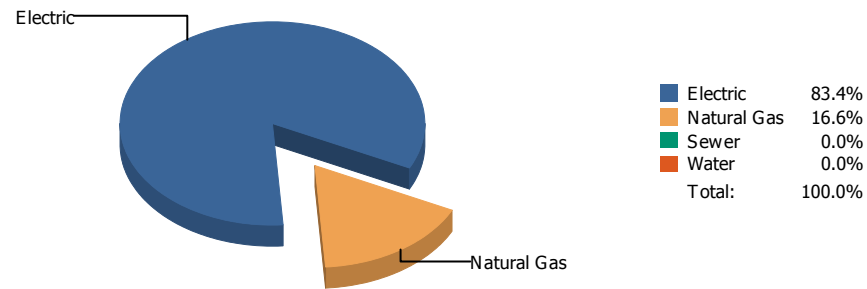
Electric



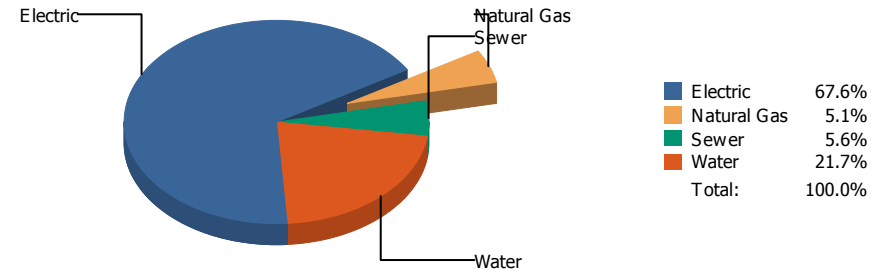
■ Electric 100.0%  
Total: 100.0%

Commodity	Common Use	Energy Use	Energy Use / Area	Total Cost	Cost / Unit	Cost / Area
Place: [HIGHLAND] HIGHLAND/ANNEX 120 [BUILDING]						
Area: 33,705 SqFt						
Billing Period: Oct 2017						
ELECTRIC	17,720.00 kWh	60,478 KBtu	1.794 KBtu/SqFt	\$2,590.84	\$0.146 /kWh	\$0.077 /SqFt
<b>Totals:</b>		<b>60,478 KBtu</b>	<b>1.794 KBtu/SqFt</b>	<b>\$2,590.84</b>		

## Energy

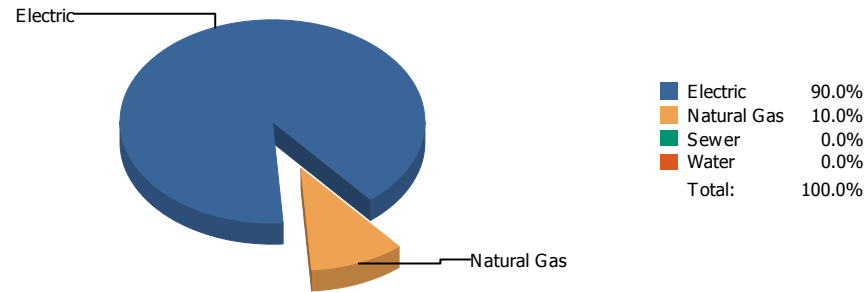


## Cost

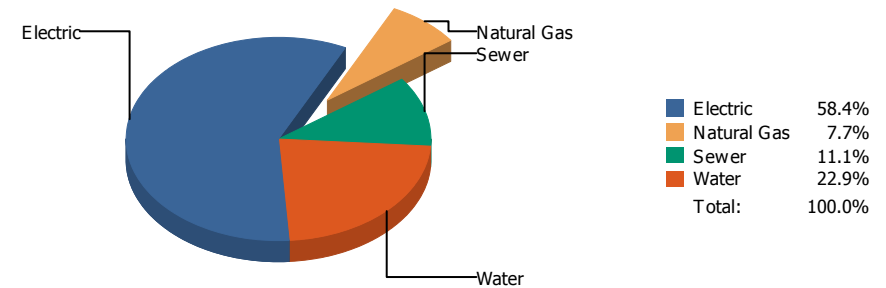


Commodity	Common Use	Energy Use	Energy Use / Area	Total Cost	Cost / Unit	Cost / Area
<b>Place: [HILLSIDE] HILLSIDE 121 [BUILDING]</b> <b>Area: 80,656 SqFt</b> <b>Billing Period: Oct 2017</b>						
ELECTRIC	43,496.00 kWh	148,452 KBtu	1.841 KBtu/SqFt	\$6,892.42	\$0.158 /kWh	\$0.085 /SqFt
NATURALGAS	287.00 CCF	29,561 KBtu	0.367 KBtu/SqFt	\$521.18	\$1.816 /CCF	\$0.006 /SqFt
SEWER	168.00 CCF			\$574.63	\$3.420 /CCF	\$0.007 /SqFt
WATER	561.00 CCF			\$2,210.71	\$3.941 /CCF	\$0.027 /SqFt
<b>Totals:</b>		<b>178,013 KBtu</b>	<b>2.207 KBtu/SqFt</b>	<b>\$10,198.94</b>		

## Energy

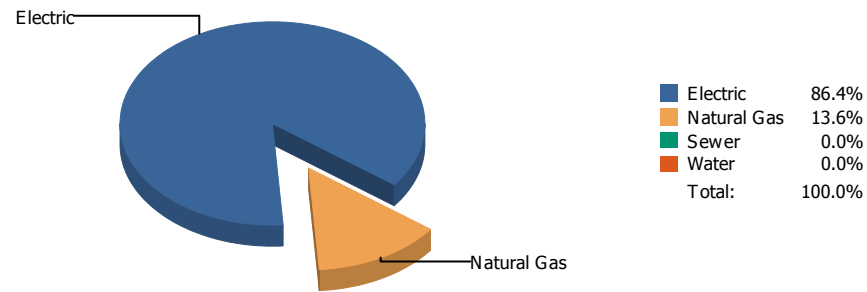


## Cost

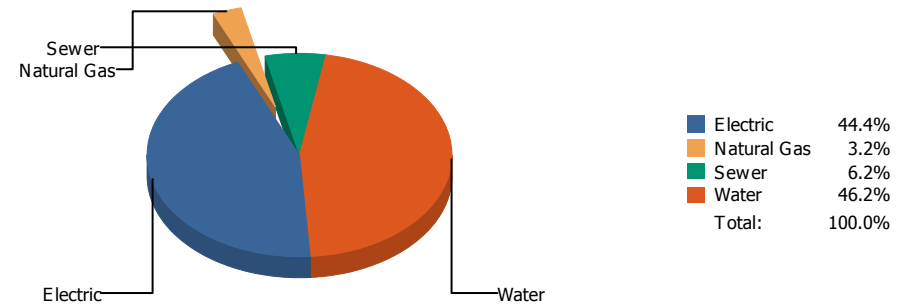


Commodity	Common Use	Energy Use	Energy Use / Area	Total Cost	Cost / Unit	Cost / Area
<b>Place: [HOUSTON] HOUSTON      122 [BUILDING]</b> <b>Area: 84,178 SqFt</b> <b>Billing Period: Oct 2017</b>						
ELECTRIC	22,200.00 kWh	75,769 KBtu	0.900 KBtu/SqFt	\$3,139.18	\$0.141 /kWh	\$0.037 /SqFt
NATURALGAS	82.00 CCF	8,446 KBtu	0.100 KBtu/SqFt	\$411.98	\$5.024 /CCF	\$0.005 /SqFt
SEWER	172.00 CCF			\$595.73	\$3.464 /CCF	\$0.007 /SqFt
WATER	472.00 CCF			\$1,230.45	\$2.607 /CCF	\$0.014 /SqFt
<b>Totals:</b>		<b>84,215 KBtu</b>	<b>1.000 KBtu/SqFt</b>	<b>\$5,377.34</b>		

## Energy

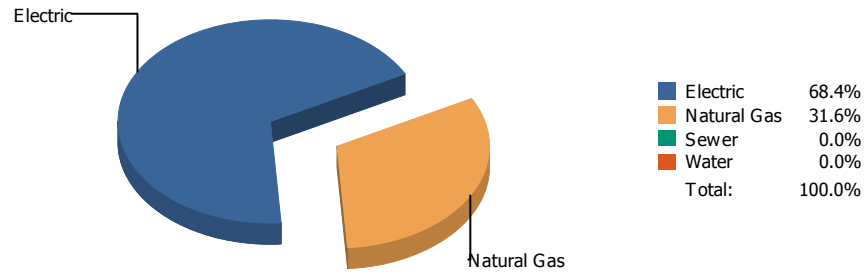


## Cost

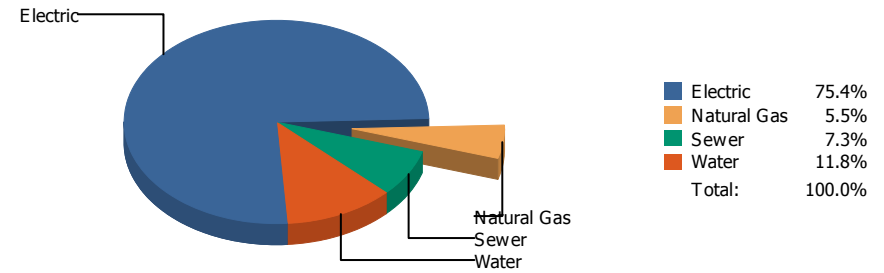


Commodity	Common Use	Energy Use	Energy Use / Area	Total Cost	Cost / Unit	Cost / Area
Place: [HUGHEY] HUGHEY 123 [BUILDING]						
Area: 74,815 SqFt						
Billing Period: Oct 2017						
ELECTRIC	41,550.00 kWh	141,810 KBtu	1.895 KBtu/SqFt	\$6,592.54	\$0.159 /kWh	\$0.088 /SqFt
NATURALGAS	216.00 CCF	22,248 KBtu	0.297 KBtu/SqFt	\$483.04	\$2.236 /CCF	\$0.006 /SqFt
SEWER	314.00 CCF			\$919.41	\$2.928 /CCF	\$0.012 /SqFt
WATER	1,415.00 CCF			\$6,869.54	\$4.855 /CCF	\$0.092 /SqFt
<b>Totals:</b>		<b>164,058 KBtu</b>	<b>2.193 KBtu/SqFt</b>	<b>\$14,864.53</b>		

## Energy

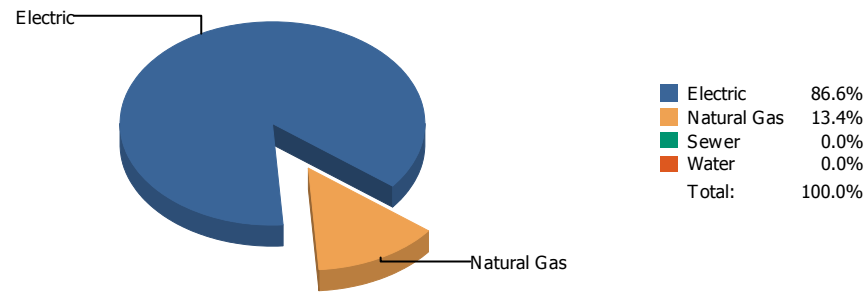


## Cost

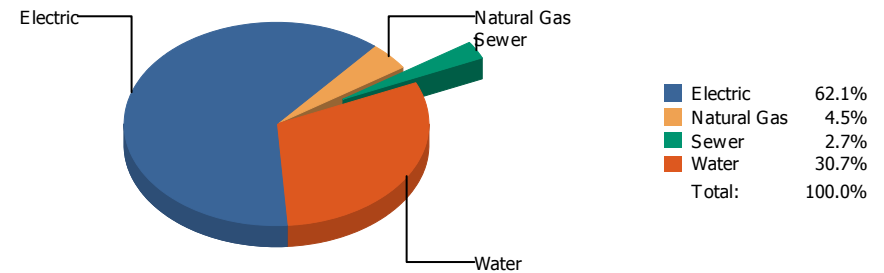


Commodity	Common Use	Energy Use	Energy Use / Area	Total Cost	Cost / Unit	Cost / Area
Place: [IRVIN] IRVIN 008 [BUILDING]						
Area: 303,804 SqFt						
Billing Period: Oct 2017						
ELECTRIC	129,742.00 kWh	442,809 KBtu	1.458 KBtu/SqFt	\$17,683.78	\$0.136 /kWh	\$0.058 /SqFt
NATURALGAS	1,984.00 CCF	204,352 KBtu	0.673 KBtu/SqFt	\$1,285.64	\$0.648 /CCF	\$0.004 /SqFt
SEWER	855.00 CCF			\$1,704.26	\$1.993 /CCF	\$0.006 /SqFt
WATER	1,289.00 CCF			\$2,765.00	\$2.145 /CCF	\$0.009 /SqFt
<b>Totals:</b>		<b>647,161 KBtu</b>	<b>2.130 KBtu/SqFt</b>	<b>\$23,438.68</b>		

## Energy

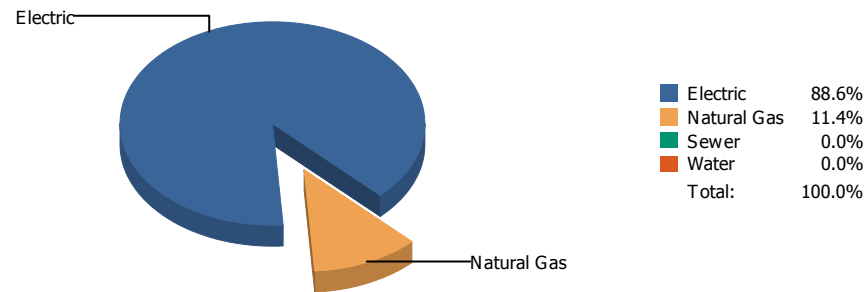


## Cost

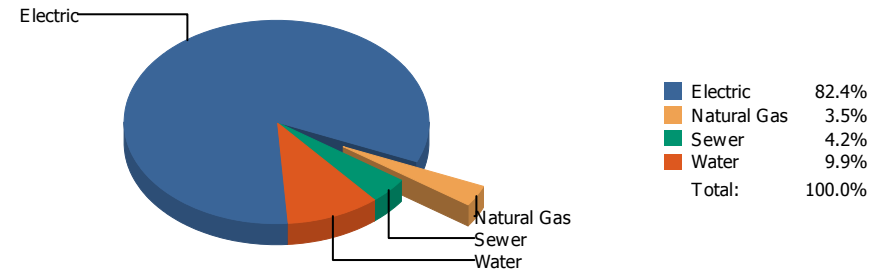


Commodity	Common Use	Energy Use	Energy Use / Area	Total Cost	Cost / Unit	Cost / Area
Place: [JEFFERSN] JEFFERSON 009 [BUILDING]						
Area: 257,708 SqFt						
Billing Period: Oct 2017						
ELECTRIC	153,793.00 kWh	524,896 KBtu	2.037 KBtu/SqFt	\$19,518.76	\$0.127 /kWh	\$0.075 /SqFt
NATURALGAS	790.00 CCF	81,370 KBtu	0.316 KBtu/SqFt	\$1,403.03	\$1.776 /CCF	\$0.005 /SqFt
SEWER	213.00 CCF			\$855.08	\$4.014 /CCF	\$0.003 /SqFt
WATER	2,513.00 CCF			\$9,630.79	\$3.832 /CCF	\$0.037 /SqFt
<b>Totals:</b>		<b>606,266 KBtu</b>	<b>2.353 KBtu/SqFt</b>	<b>\$31,407.66</b>		

## Energy

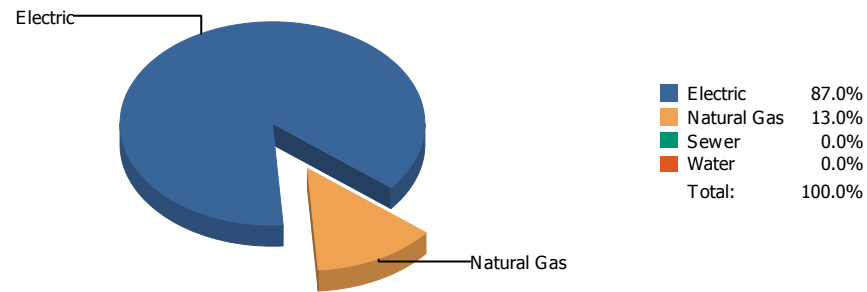


## Cost

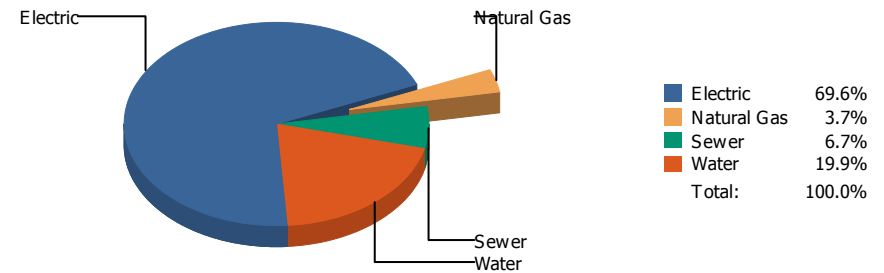


Commodity	Common Use	Energy Use	Energy Use / Area	Total Cost	Cost / Unit	Cost / Area
Place: [JOHNSON] L.B. JOHNSON 155 [BUILDING]						
Area: 87,993 SqFt						
Billing Period: Oct 2017						
ELECTRIC	70,650.00 kWh	241,128 KBtu	2.740 KBtu/SqFt	\$9,556.48	\$0.135 /kWh	\$0.108 /SqFt
NATURALGAS	302.00 CCF	31,106 KBtu	0.354 KBtu/SqFt	\$408.34	\$1.352 /CCF	\$0.005 /SqFt
SEWER	167.00 CCF			\$486.50	\$2.913 /CCF	\$0.006 /SqFt
WATER	543.00 CCF			\$1,147.02	\$2.112 /CCF	\$0.013 /SqFt
<b>Totals:</b>		<b>272,234 KBtu</b>	<b>3.094 KBtu/SqFt</b>	<b>\$11,598.34</b>		

## Energy



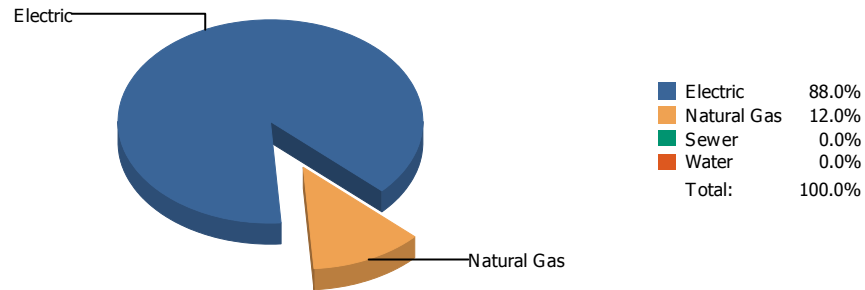
## Cost



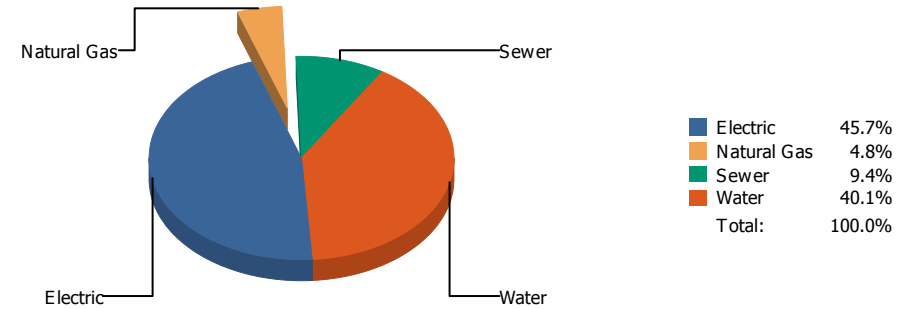
Commodity	Common Use	Energy Use	Energy Use / Area	Total Cost	Cost / Unit	Cost / Area
<b>Place: [KOHLBERG] KOHLBERG ELEMENTARY [BUILDING]</b>						
<b>Area: 99,884 SqFt</b>						
<b>Billing Period: Oct 2017</b>						
ELECTRIC	48,940.00 kWh	167,032 KBtu	1.672 KBtu/SqFt	\$7,062.15	\$0.144 /kWh	\$0.071 /SqFt
NATURALGAS	243.00 CCF	25,029 KBtu	0.251 KBtu/SqFt	\$375.09	\$1.544 /CCF	\$0.004 /SqFt
SEWER	240.00 CCF			\$684.35	\$2.851 /CCF	\$0.007 /SqFt
WATER	596.00 CCF			\$2,020.15	\$3.390 /CCF	\$0.020 /SqFt
<b>Totals:</b>		<b>192,061 KBtu</b>	<b>1.923 KBtu/SqFt</b>	<b>\$10,141.74</b>		



## Energy

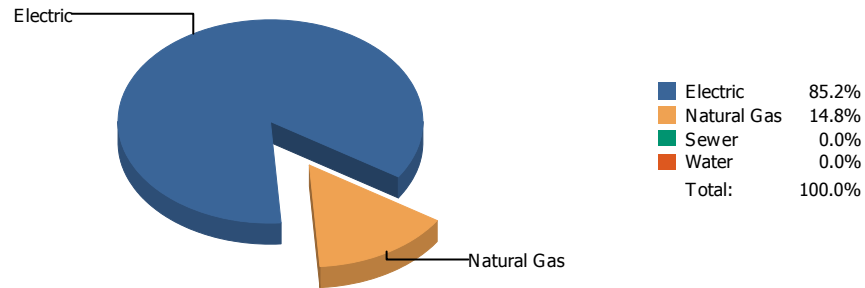


## Cost

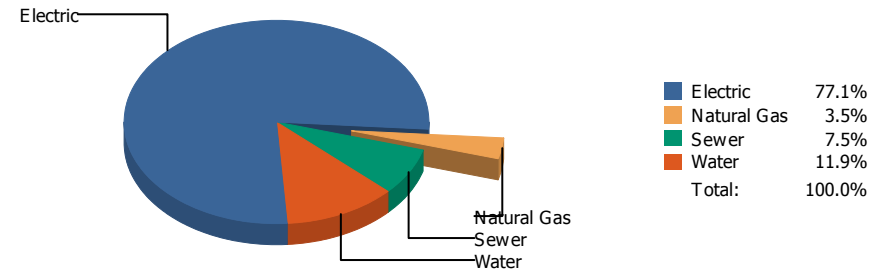


Commodity	Common Use	Energy Use	Energy Use / Area	Total Cost	Cost / Unit	Cost / Area
<b>Place: [LAMAR] LAMAR 125 [BUILDING]</b> <b>Area: 76,252 SqFt</b> <b>Billing Period: Oct 2017</b>						
ELECTRIC	30,600.00 kWh	104,438 KBtu	1.370 KBtu/SqFt	\$4,205.49	\$0.137 /kWh	\$0.055 /SqFt
NATURALGAS	138.00 CCF	14,214 KBtu	0.186 KBtu/SqFt	\$442.30	\$3.205 /CCF	\$0.006 /SqFt
SEWER	222.00 CCF			\$861.12	\$3.879 /CCF	\$0.011 /SqFt
WATER	885.00 CCF			\$3,691.88	\$4.172 /CCF	\$0.048 /SqFt
<b>Totals:</b>		<b>118,652 KBtu</b>	<b>1.556 KBtu/SqFt</b>	<b>\$9,200.79</b>		

## Energy

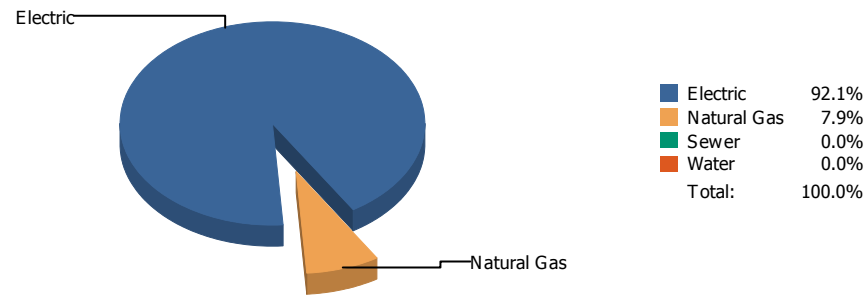


## Cost

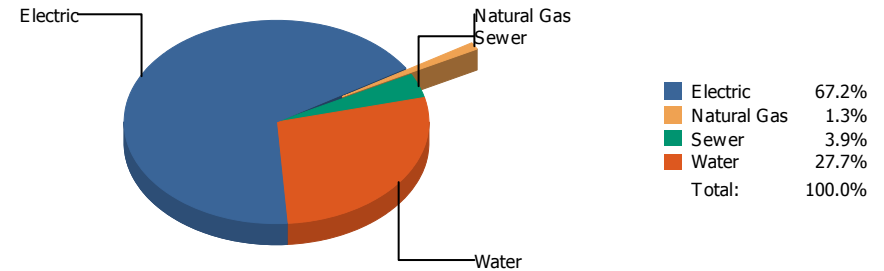


Commodity	Common Use	Energy Use	Energy Use / Area	Total Cost	Cost / Unit	Cost / Area
<b>Place: [LEE] LEE 150 [BUILDING]</b> <b>Area: 78,368 SqFt</b> <b>Billing Period: Oct 2017</b>						
ELECTRIC	32,720.00 kWh	111,673 KBtu	1.425 KBtu/SqFt	\$4,980.35	\$0.152 /kWh	\$0.063 /SqFt
NATURALGAS	189.00 CCF	19,467 KBtu	0.248 KBtu/SqFt	\$224.71	\$1.189 /CCF	\$0.003 /SqFt
SEWER	69.00 CCF			\$484.81	\$7.026 /CCF	\$0.006 /SqFt
WATER	164.00 CCF			\$766.24	\$4.672 /CCF	\$0.010 /SqFt
<b>Totals:</b>		<b>131,140 KBtu</b>	<b>1.673 KBtu/SqFt</b>	<b>\$6,456.11</b>		

## Energy



## Cost



Commodity	Common Use	Energy Use	Energy Use / Area	Total Cost	Cost / Unit	Cost / Area
Place: [LINCOLN] LINCOLN 051 [BUILDING]						
Area: 163,678 SqFt						
Billing Period: Oct 2017						
ELECTRIC	143,300.00 kWh	489,083 KBtu	2.988 KBtu/SqFt	\$18,214.37	\$0.127 /kWh	\$0.111 /SqFt
NATURALGAS	405.00 CCF	41,715 KBtu	0.255 KBtu/SqFt	\$339.18	\$0.837 /CCF	\$0.002 /SqFt
SEWER	487.00 CCF			\$1,052.90	\$2.162 /CCF	\$0.006 /SqFt
WATER	1,817.00 CCF			\$7,511.34	\$4.134 /CCF	\$0.046 /SqFt
<b>Totals:</b>		<b>530,798 KBtu</b>	<b>3.243 KBtu/SqFt</b>	<b>\$27,117.79</b>		

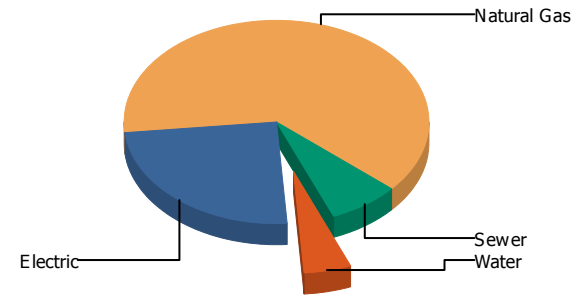
## Energy

Electric



Electric	100.0%
Natural Gas	0.0%
Sewer	0.0%
Water	0.0%
<b>Total:</b>	<b>100.0%</b>

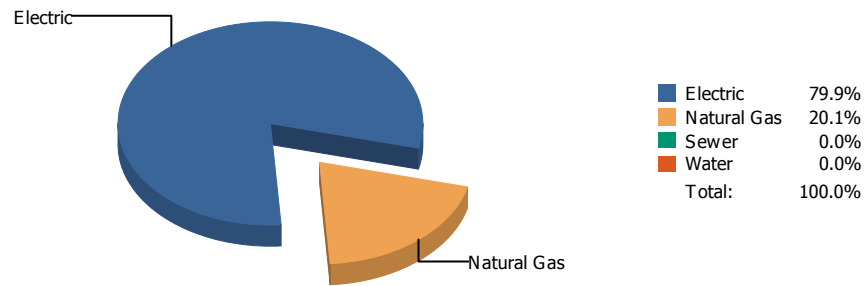
## Cost



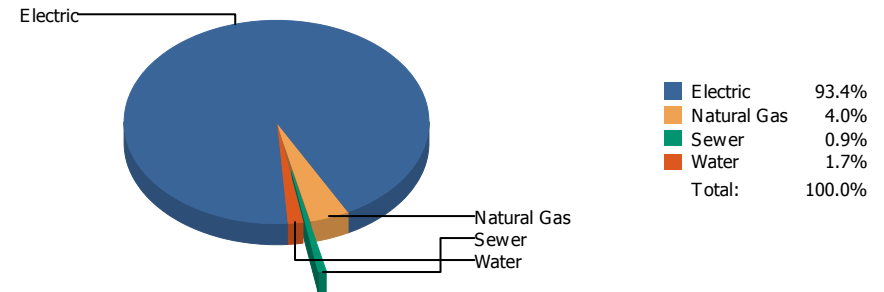
Electric	24.3%
Natural Gas	63.1%
Sewer	7.7%
Water	4.9%
<b>Total:</b>	<b>100.0%</b>

Commodity	Common Use	Energy Use	Energy Use / Area	Total Cost	Cost / Unit	Cost / Area
Place: [LIVE MAT] LIVE MATERIAL CENTER 929 [BUILDING]						
Area: 2,483 SqFt						
Billing Period: Oct 2017						
ELECTRIC	413.00 kWh	1,410 KBtu	0.568 KBtu/SqFt	\$94.50	\$0.229 /kWh	\$0.038 /SqFt
NATURALGAS	0.00 CCF	0 KBtu	0.000 KBtu/SqFt	\$245.12	\$0.000 /CCF	\$0.099 /SqFt
SEWER	1.00 CCF			\$29.81	\$29.810 /CCF	\$0.012 /SqFt
WATER	3.00 CCF			\$19.23	\$6.410 /CCF	\$0.008 /SqFt
<b>Totals:</b>		<b>1,410 KBtu</b>	<b>0.568 KBtu/SqFt</b>	<b>\$388.66</b>		

## Energy

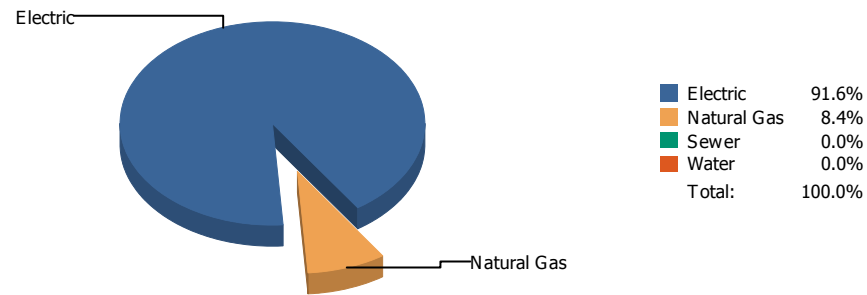


## Cost

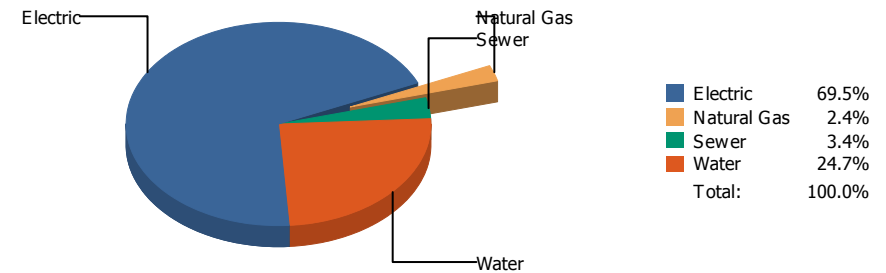


Commodity	Common Use	Energy Use	Energy Use / Area	Total Cost	Cost / Unit	Cost / Area
<b>Place: [LOGAN] LOGAN      128 [BUILDING]</b> <b>Area: 72,248 SqFt</b> <b>Billing Period: Oct 2017</b>						
ELECTRIC	61,600.00 kWh	210,241 KBtu	2.910 KBtu/SqFt	\$9,305.44	\$0.151 /kWh	\$0.129 /SqFt
NATURALGAS	513.00 CCF	52,839 KBtu	0.731 KBtu/SqFt	\$399.57	\$0.779 /CCF	\$0.006 /SqFt
SEWER	3.00 CCF			\$91.67	\$30.557 /CCF	\$0.001 /SqFt
WATER	33.00 CCF			\$165.68	\$5.021 /CCF	\$0.002 /SqFt
<b>Totals:</b>		<b>263,080 KBtu</b>	<b>3.641 KBtu/SqFt</b>	<b>\$9,962.36</b>		

## Energy

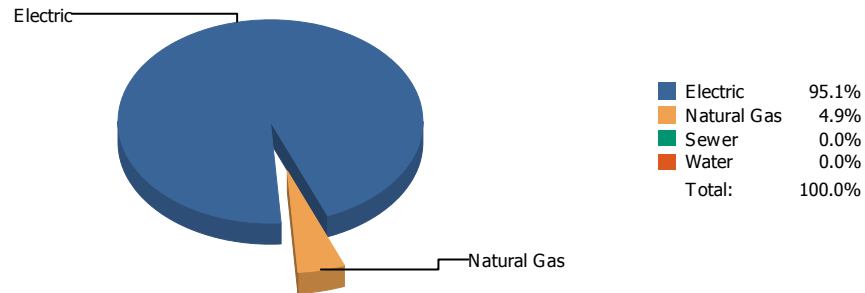


## Cost

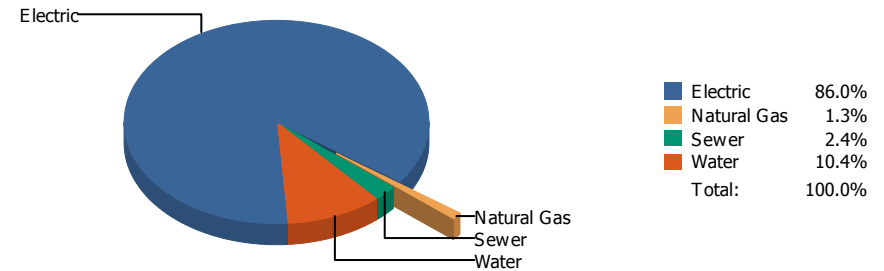


Commodity	Common Use	Energy Use	Energy Use / Area	Total Cost	Cost / Unit	Cost / Area
Place: [LUNDY_2] LUNDY 177 [BUILDING]						
Area: 112,731 SqFt						
Billing Period: Oct 2017						
ELECTRIC	70,200.00 kWh	239,593 KBtu	2.125 KBtu/SqFt	\$10,310.14	\$0.147 /kWh	\$0.091 /SqFt
NATURALGAS	214.00 CCF	22,042 KBtu	0.196 KBtu/SqFt	\$359.61	\$1.680 /CCF	\$0.003 /SqFt
SEWER	121.00 CCF			\$508.21	\$4.200 /CCF	\$0.005 /SqFt
WATER	794.00 CCF			\$3,664.70	\$4.615 /CCF	\$0.032 /SqFt
<b>Totals:</b>		<b>261,635 KBtu</b>	<b>2.321 KBtu/SqFt</b>	<b>\$14,842.66</b>		

## Energy

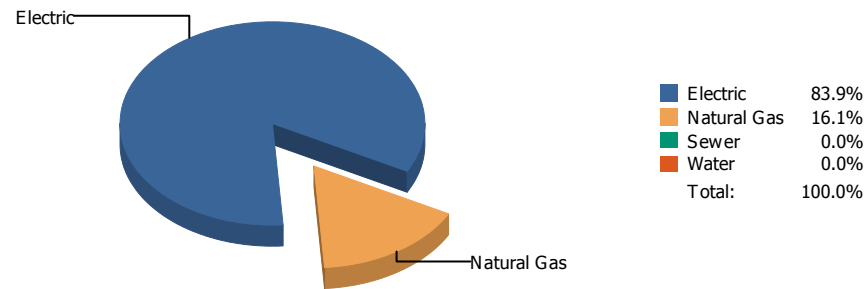


## Cost

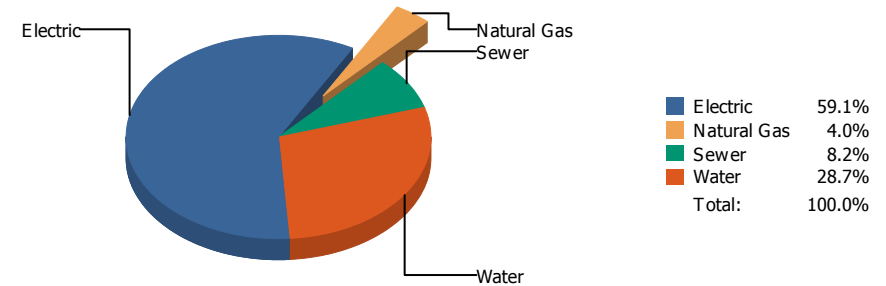


Commodity	Common Use	Energy Use	Energy Use / Area	Total Cost	Cost / Unit	Cost / Area
Place: [MAC] MACARTHUR 129 [BUILDING]						
Area: 143,341 SqFt						
Billing Period: Oct 2017						
ELECTRIC	104,920.00 kWh	358,092 KBtu	2.498 KBtu/SqFt	\$14,836.12	\$0.141 /kWh	\$0.103 /SqFt
NATURALGAS	179.00 CCF	18,437 KBtu	0.129 KBtu/SqFt	\$218.30	\$1.220 /CCF	\$0.002 /SqFt
SEWER	123.00 CCF			\$408.62	\$3.322 /CCF	\$0.003 /SqFt
WATER	425.00 CCF			\$1,786.81	\$4.204 /CCF	\$0.012 /SqFt
<b>Totals:</b>		<b>376,529 KBtu</b>	<b>2.627 KBtu/SqFt</b>	<b>\$17,249.85</b>		

## Energy



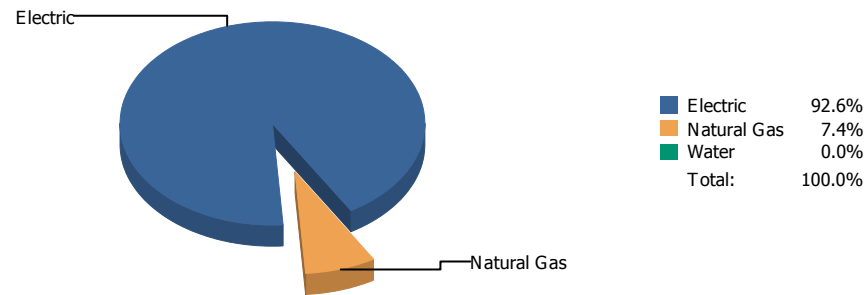
## Cost



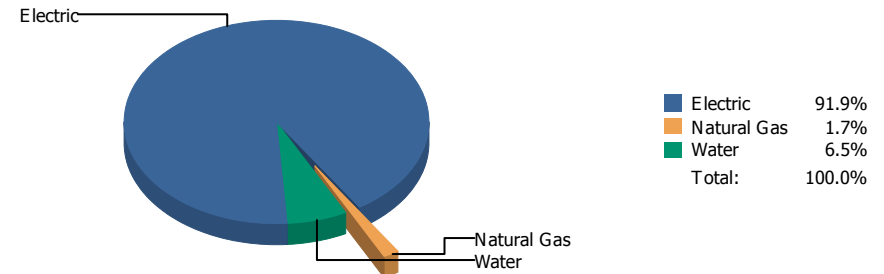
Commodity	Common Use	Energy Use	Energy Use / Area	Total Cost	Cost / Unit	Cost / Area
Place: [MAGOFFIN] MAGOFFIN 047 [BUILDING]						
Area: 76,378 SqFt						
Billing Period: Oct 2017						
ELECTRIC	21,045.00 kWh	71,827 KBtu	0.940 KBtu/SqFt	\$2,869.81	\$0.136 /kWh	\$0.038 /SqFt
NATURALGAS	134.00 CCF	13,802 KBtu	0.181 KBtu/SqFt	\$194.83	\$1.454 /CCF	\$0.003 /SqFt
SEWER	59.00 CCF			\$398.47	\$6.754 /CCF	\$0.005 /SqFt
WATER	291.00 CCF			\$1,394.63	\$4.793 /CCF	\$0.018 /SqFt
<b>Totals:</b>		<b>85,629 KBtu</b>	<b>1.121 KBtu/SqFt</b>	<b>\$4,857.74</b>		



## Energy

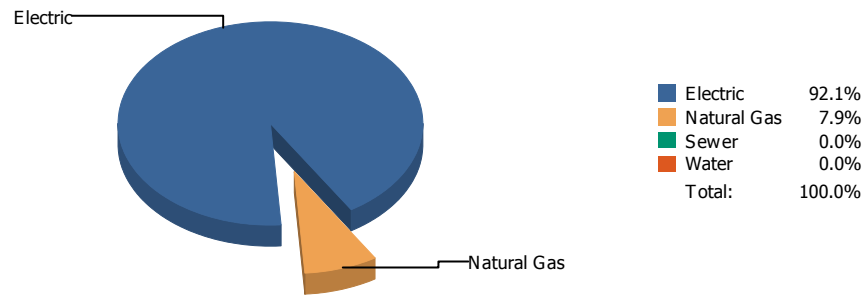


## Cost

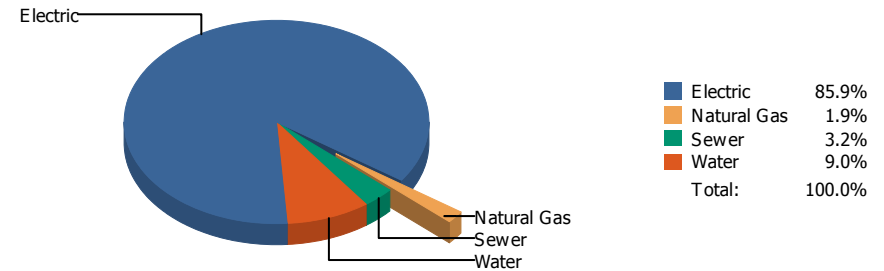


Commodity	Common Use	Energy Use	Energy Use / Area	Total Cost	Cost / Unit	Cost / Area
<b>Place: [MAGOFFINNEWMIDDLESCHOOL] MAGOFFIN NEW MIDDLE SCHOOL [BUILDING]</b>						
<b>Area: 116,136 SqFt</b>						
<b>Billing Period: Oct 2017</b>						
ELECTRIC	112,800.00 kWh	384,986 KBtu	3.315 KBtu/SqFt	\$15,701.70	\$0.139 /kWh	\$0.135 /SqFt
NATURALGAS	298.00 CCF	30,694 KBtu	0.264 KBtu/SqFt	\$282.77	\$0.949 /CCF	\$0.002 /SqFt
WATER	162.00 CCF			\$1,105.90	\$6.827 /CCF	\$0.009 /SqFt
<b>Totals:</b>		<b>415,680 KBtu</b>	<b>3.579 KBtu/SqFt</b>	<b>\$17,090.37</b>		

## Energy

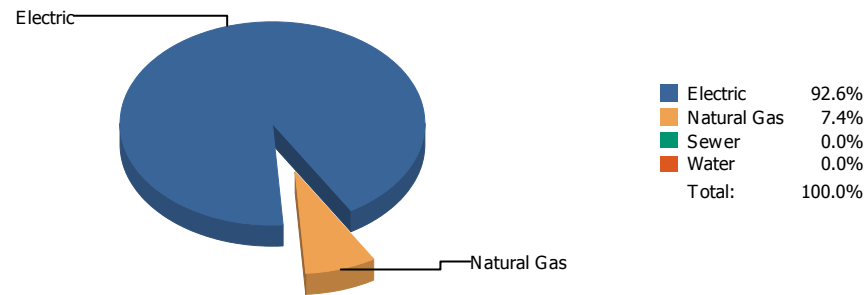


## Cost

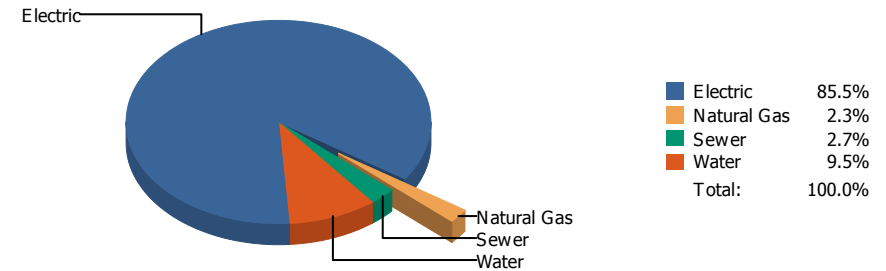


Commodity	Common Use	Energy Use	Energy Use / Area	Total Cost	Cost / Unit	Cost / Area
Place: [MAXINE] MAXINE SILVA HEALTH MAGNET 011 [BUILDING]						
Area: 80,909 SqFt						
Billing Period: Oct 2017						
ELECTRIC	80,100.00 kWh	273,381 KBtu	3.379 KBtu/SqFt	\$11,006.53	\$0.137 /kWh	\$0.136 /SqFt
NATURALGAS	228.00 CCF	23,484 KBtu	0.290 KBtu/SqFt	\$244.50	\$1.072 /CCF	\$0.003 /SqFt
SEWER	126.00 CCF			\$413.93	\$3.285 /CCF	\$0.005 /SqFt
WATER	318.00 CCF			\$1,150.68	\$3.618 /CCF	\$0.014 /SqFt
<b>Totals:</b>		<b>296,865 KBtu</b>	<b>3.669 KBtu/SqFt</b>	<b>\$12,815.64</b>		

## Energy



## Cost



Commodity	Common Use	Energy Use	Energy Use / Area	Total Cost	Cost / Unit	Cost / Area
<b>Place: [MESITA] MESITA      130 [BUILDING]</b> <b>Area: 100,583 SqFt</b> <b>Billing Period: Oct 2017</b>						
ELECTRIC	98,040.00 kWh	334,611 KBtu	3.327 KBtu/SqFt	\$14,175.97	\$0.145 /kWh	\$0.141 /SqFt
NATURALGAS	261.00 CCF	26,883 KBtu	0.267 KBtu/SqFt	\$386.17	\$1.480 /CCF	\$0.004 /SqFt
SEWER	86.00 CCF			\$446.26	\$5.189 /CCF	\$0.004 /SqFt
WATER	297.00 CCF			\$1,569.95	\$5.286 /CCF	\$0.016 /SqFt
<b>Totals:</b>		<b>361,494 KBtu</b>	<b>3.594 KBtu/SqFt</b>	<b>\$16,578.35</b>		

## Energy

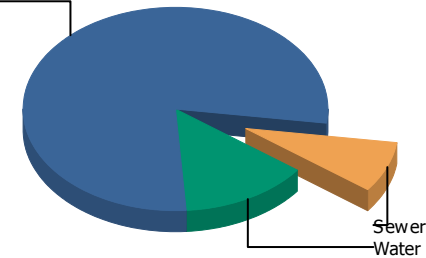
Electric



Electric 100.0%  
 Sewer 0.0%  
 Water 0.0%  
 Total: 100.0%

## Cost

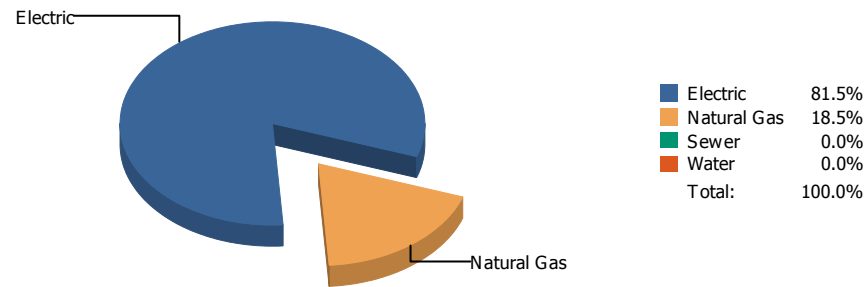
Electric



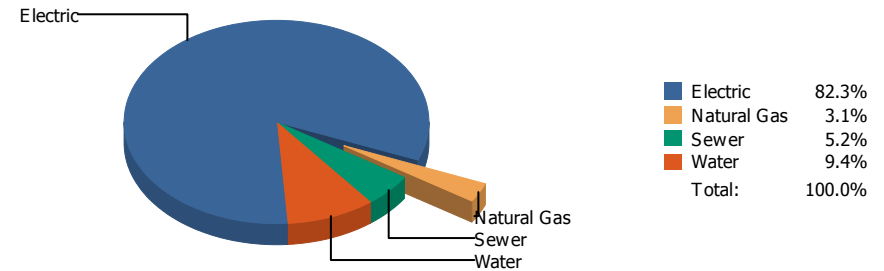
Electric 78.3%  
 Sewer 8.2%  
 Water 13.5%  
 Total: 100.0%

Commodity	Common Use	Energy Use	Energy Use / Area	Total Cost	Cost / Unit	Cost / Area
Place: [MILAM] MILAM 131 [BUILDING]						
Area: 63,641 SqFt						
Billing Period: Oct 2017						
ELECTRIC	20,880.00 kWh	71,263 KBtu	1.120 KBtu/SqFt	\$3,353.03	\$0.161 /kWh	\$0.053 /SqFt
SEWER	90.00 CCF			\$350.21	\$3.891 /CCF	\$0.006 /SqFt
WATER	191.00 CCF			\$579.98	\$3.037 /CCF	\$0.009 /SqFt
<b>Totals:</b>		<b>71,263 KBtu</b>	<b>1.120 KBtu/SqFt</b>	<b>\$4,283.22</b>		

## Energy

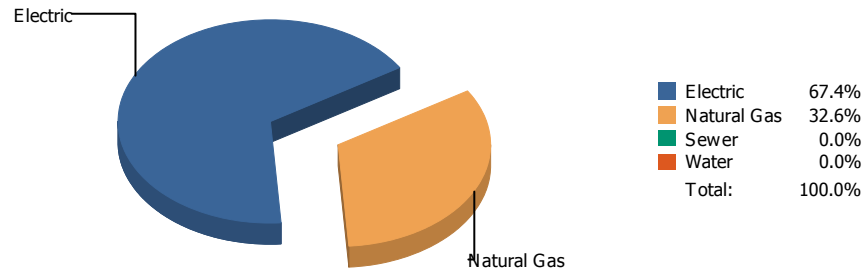


## Cost

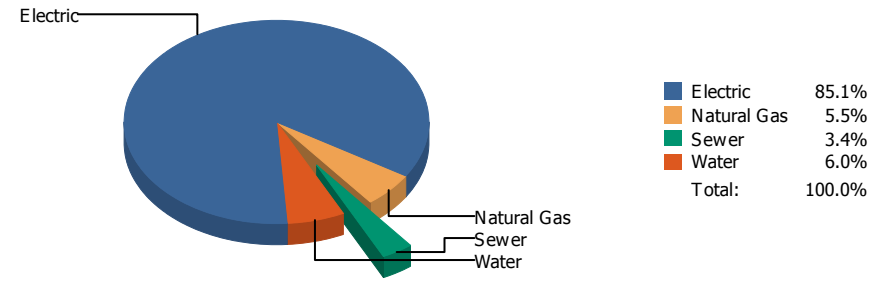


Commodity	Common Use	Energy Use	Energy Use / Area	Total Cost	Cost / Unit	Cost / Area
Place: [MOREHEAD] MOREHEAD 046 [BUILDING]						
Area: 119,353 SqFt						
Billing Period: Oct 2017						
ELECTRIC	101,119.00 kWh	345,119 KBtu	2.892 KBtu/SqFt	\$13,881.17	\$0.137 /kWh	\$0.116 /SqFt
NATURALGAS	760.00 CCF	78,280 KBtu	0.656 KBtu/SqFt	\$527.76	\$0.694 /CCF	\$0.004 /SqFt
SEWER	330.00 CCF			\$878.14	\$2.661 /CCF	\$0.007 /SqFt
WATER	716.00 CCF			\$1,588.80	\$2.219 /CCF	\$0.013 /SqFt
<b>Totals:</b>		<b>423,399 KBtu</b>	<b>3.547 KBtu/SqFt</b>	<b>\$16,875.87</b>		

## Energy

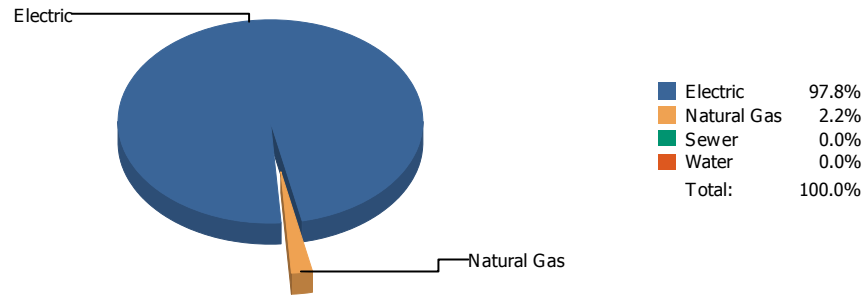


## Cost

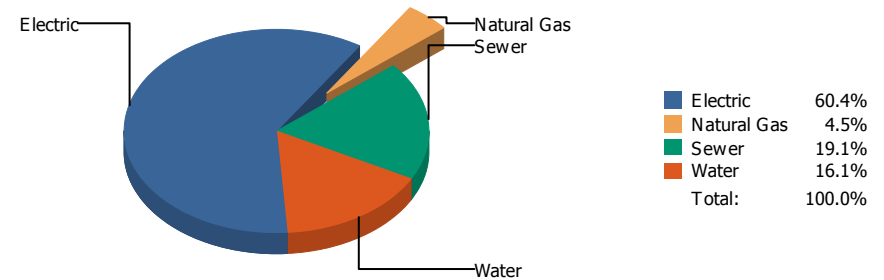


Commodity	Common Use	Energy Use	Energy Use / Area	Total Cost	Cost / Unit	Cost / Area
<b>Place: [MOYE_2] HR MOYE [BUILDING]</b>						
<b>Area: 93,197 SqFt</b>						
<b>Billing Period: Oct 2017</b>						
ELECTRIC	65,760.00 kWh	224,439 KBtu	2.408 KBtu/SqFt	\$10,579.24	\$0.161 /kWh	\$0.114 /SqFt
NATURALGAS	1,056.00 CCF	108,768 KBtu	1.167 KBtu/SqFt	\$681.25	\$0.645 /CCF	\$0.007 /SqFt
SEWER	75.00 CCF			\$426.79	\$5.691 /CCF	\$0.005 /SqFt
WATER	154.00 CCF			\$746.90	\$4.850 /CCF	\$0.008 /SqFt
<b>Totals:</b>		<b>333,207 KBtu</b>	<b>3.575 KBtu/SqFt</b>	<b>\$12,434.18</b>		

## Energy



## Cost



Commodity	Common Use	Energy Use	Energy Use / Area	Total Cost	Cost / Unit	Cost / Area
<b>Place: [MULTI-MEDIA CENTER] MULTI-MEDIA CENTER [BUILDING]</b>						
<b>Area: 27,633 SqFt</b>						
<b>Billing Period: Oct 2017</b>						
ELECTRIC	12,350.00 kWh	42,151 KBtu	1.525 KBtu/SqFt	\$1,714.39	\$0.139 /kWh	\$0.062 /SqFt
NATURALGAS	9.00 CCF	927 KBtu	0.034 KBtu/SqFt	\$127.36	\$14.151 /CCF	\$0.005 /SqFt
SEWER	257.00 CCF			\$541.25	\$2.106 /CCF	\$0.020 /SqFt
WATER	179.00 CCF			\$456.22	\$2.549 /CCF	\$0.017 /SqFt
<b>Totals:</b>		<b>43,078 KBtu</b>	<b>1.559 KBtu/SqFt</b>	<b>\$2,839.22</b>		

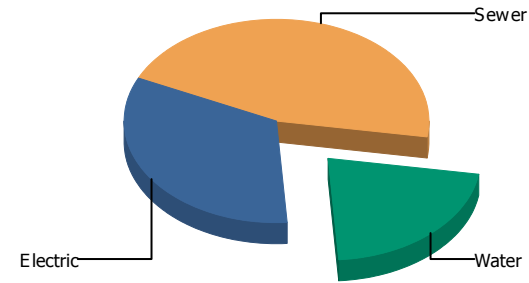
## Energy

Electric



Electric 100.0%  
 Sewer 0.0%  
 Water 0.0%  
 Total: 100.0%

## Cost

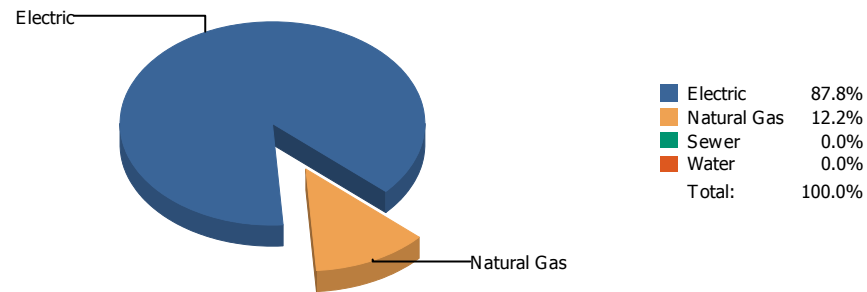


Electric 33.1%  
 Sewer 45.4%  
 Water 21.5%  
 Total: 100.0%

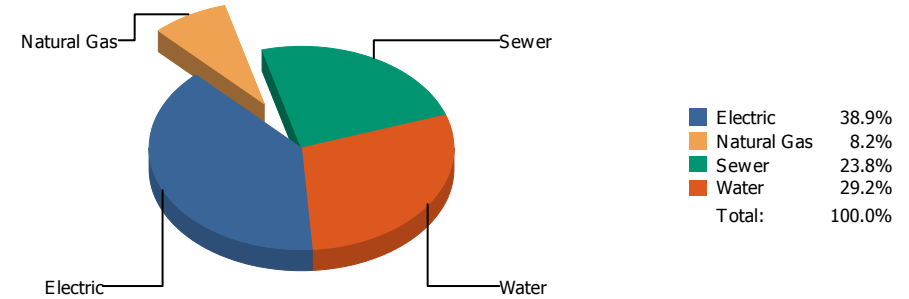
Commodity	Common Use	Energy Use	Energy Use / Area	Total Cost	Cost / Unit	Cost / Area
Place: [NE AREA OFFICES] N.E. AREA OFFICES 882 [BUILDING]						
Area: 7,328 SqFt						
Billing Period: Oct 2017						
ELECTRIC	160.00 kWh	546 KBtu	0.075 KBtu/SqFt	\$40.88	\$0.256 /kWh	\$0.006 /SqFt
SEWER	0.00 CCF			\$56.08	\$0.000 /CCF	\$0.008 /SqFt
WATER	0.00 CCF			\$26.52	\$0.000 /CCF	\$0.004 /SqFt
<b>Totals:</b>		<b>546 KBtu</b>	<b>0.075 KBtu/SqFt</b>	<b>\$123.48</b>		



## Energy

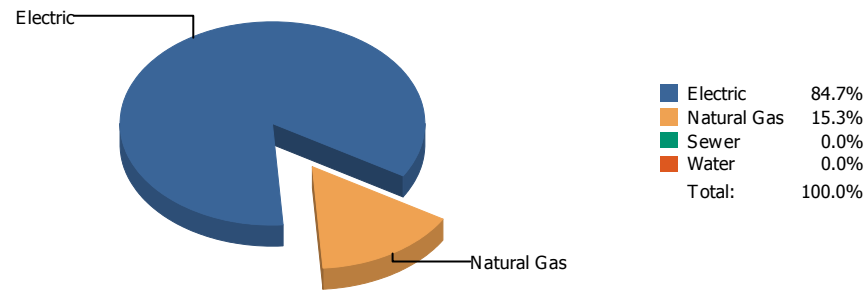


## Cost

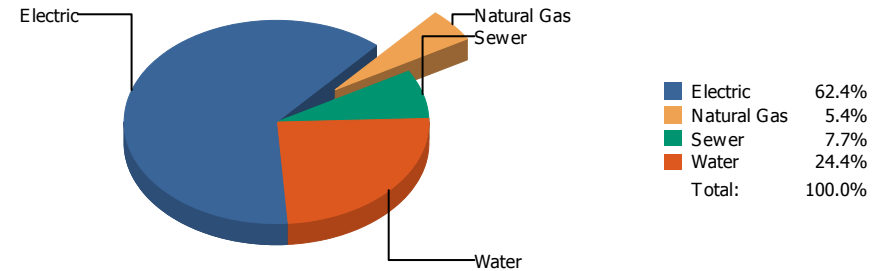


Commodity	Common Use	Energy Use	Energy Use / Area	Total Cost	Cost / Unit	Cost / Area
<b>Place: [NE TRANSPORTATION] N.E. TRANSPORTATION 826 [BUILDING]</b> <b>Area: 5,995 SqFt</b> <b>Billing Period: Oct 2017</b>						
ELECTRIC	5,189.00 kWh	17,710 KBtu	2.954 KBtu/SqFt	\$642.56	\$0.124 /kWh	\$0.107 /SqFt
NATURALGAS	24.00 CCF	2,472 KBtu	0.412 KBtu/SqFt	\$135.52	\$5.647 /CCF	\$0.023 /SqFt
SEWER	56.00 CCF			\$393.16	\$7.021 /CCF	\$0.066 /SqFt
WATER	87.00 CCF			\$482.50	\$5.546 /CCF	\$0.080 /SqFt
<b>Totals:</b>		<b>20,182 KBtu</b>	<b>3.366 KBtu/SqFt</b>	<b>\$1,653.74</b>		

## Energy

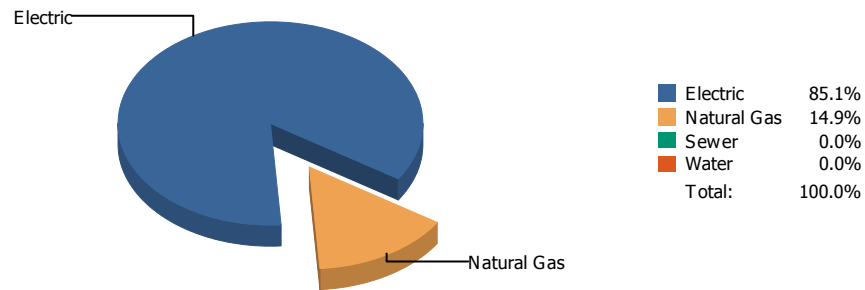


## Cost

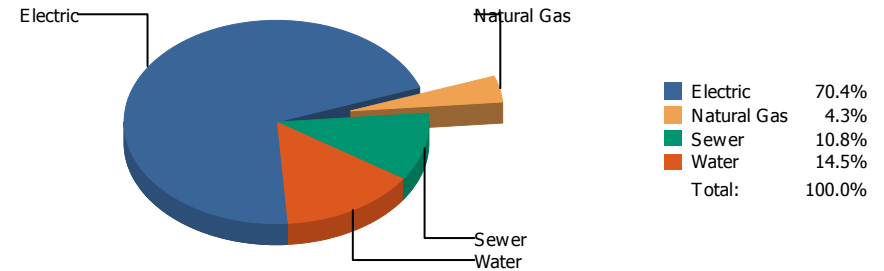


Commodity	Common Use	Energy Use	Energy Use / Area	Total Cost	Cost / Unit	Cost / Area
Place: [NEWMAN] NEWMAN ELEMENTARY 133 [BUILDING]						
Area: 73,291 SqFt						
Billing Period: Oct 2017						
ELECTRIC	30,027.00 kWh	102,482 KBtu	1.398 KBtu/SqFt	\$5,354.21	\$0.178 /kWh	\$0.073 /SqFt
NATURALGAS	180.00 CCF	18,540 KBtu	0.253 KBtu/SqFt	\$464.95	\$2.583 /CCF	\$0.006 /SqFt
SEWER	287.00 CCF			\$662.99	\$2.310 /CCF	\$0.009 /SqFt
WATER	679.00 CCF			\$2,096.53	\$3.088 /CCF	\$0.029 /SqFt
<b>Totals:</b>		<b>121,022 KBtu</b>	<b>1.651 KBtu/SqFt</b>	<b>\$8,578.68</b>		

## Energy

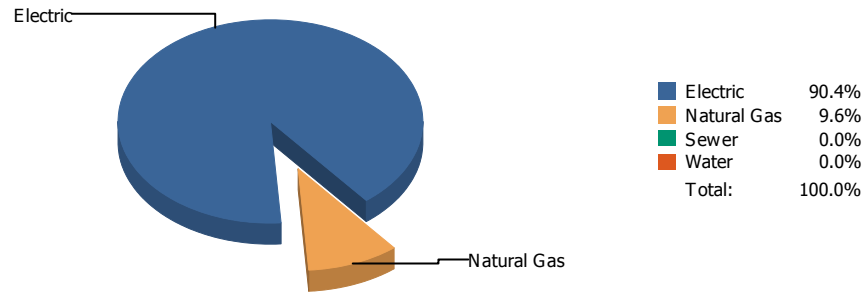


## Cost

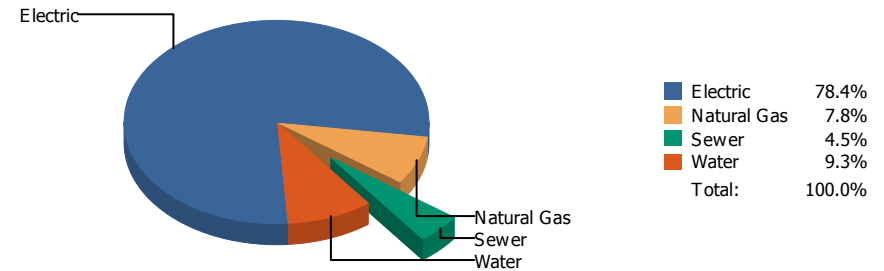


Commodity	Common Use	Energy Use	Energy Use / Area	Total Cost	Cost / Unit	Cost / Area
Place: [NIXON] L.A. NIXON 161 [BUILDING]						
Area: 76,873 SqFt						
Billing Period: Oct 2017						
ELECTRIC	43,240.00 kWh	147,578 KBtu	1.920 KBtu/SqFt	\$6,265.11	\$0.145 /kWh	\$0.081 /SqFt
NATURALGAS	250.00 CCF	25,750 KBtu	0.335 KBtu/SqFt	\$380.26	\$1.521 /CCF	\$0.005 /SqFt
SEWER	347.00 CCF			\$960.10	\$2.767 /CCF	\$0.012 /SqFt
WATER	463.00 CCF			\$1,288.18	\$2.782 /CCF	\$0.017 /SqFt
<b>Totals:</b>		<b>173,328 KBtu</b>	<b>2.255 KBtu/SqFt</b>	<b>\$8,893.65</b>		

## Energy

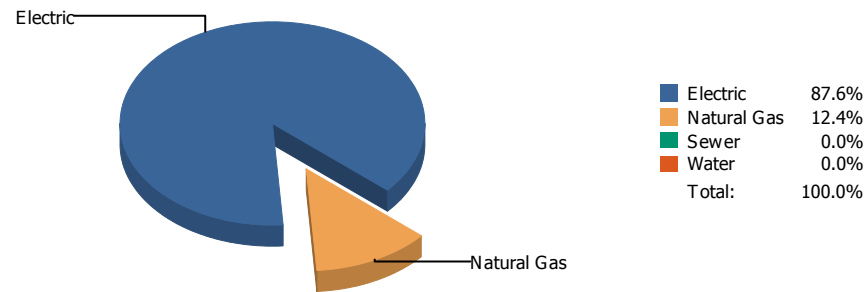


## Cost

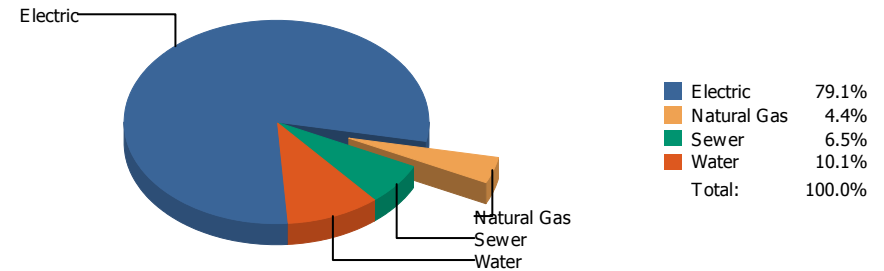


Commodity	Common Use	Energy Use	Energy Use / Area	Total Cost	Cost / Unit	Cost / Area
<b>Place: [OCC. CTR] OCCUPATIONAL CTR. [BUILDING]</b>						
<b>Area: 11,845 SqFt</b>						
<b>Billing Period: Oct 2017</b>						
ELECTRIC	8,200.00 kWh	27,987 KBtu	2.363 KBtu/SqFt	\$1,380.65	\$0.168 /kWh	\$0.117 /SqFt
NATURALGAS	29.00 CCF	2,987 KBtu	0.252 KBtu/SqFt	\$138.06	\$4.761 /CCF	\$0.012 /SqFt
SEWER	6.00 CCF			\$79.26	\$13.210 /CCF	\$0.007 /SqFt
WATER	19.00 CCF			\$163.50	\$8.605 /CCF	\$0.014 /SqFt
<b>Totals:</b>		<b>30,974 KBtu</b>	<b>2.615 KBtu/SqFt</b>	<b>\$1,761.47</b>		

## Energy

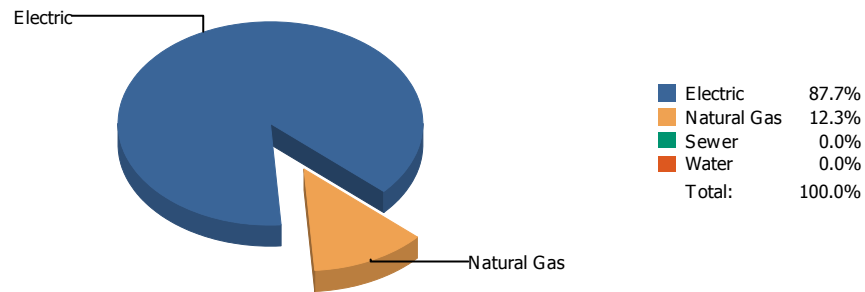


## Cost

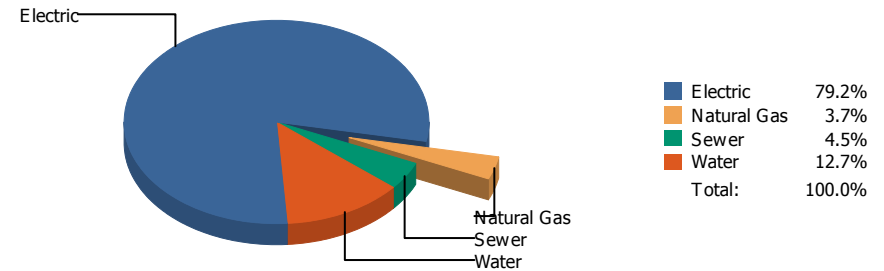


Commodity	Common Use	Energy Use	Energy Use / Area	Total Cost	Cost / Unit	Cost / Area
<b>Place: [PARK] PARK      134 [BUILDING]</b> <b>Area: 63,609 SqFt</b> <b>Billing Period: Oct 2017</b>						
ELECTRIC	33,263.00 kWh	113,527 KBtu	1.785 KBtu/SqFt	\$5,943.72	\$0.179 /kWh	\$0.093 /SqFt
NATURALGAS	156.00 CCF	16,068 KBtu	0.253 KBtu/SqFt	\$329.44	\$2.112 /CCF	\$0.005 /SqFt
SEWER	140.00 CCF			\$489.16	\$3.494 /CCF	\$0.008 /SqFt
WATER	218.00 CCF			\$755.55	\$3.466 /CCF	\$0.012 /SqFt
<b>Totals:</b>		<b>129,595 KBtu</b>	<b>2.037 KBtu/SqFt</b>	<b>\$7,517.87</b>		

## Energy

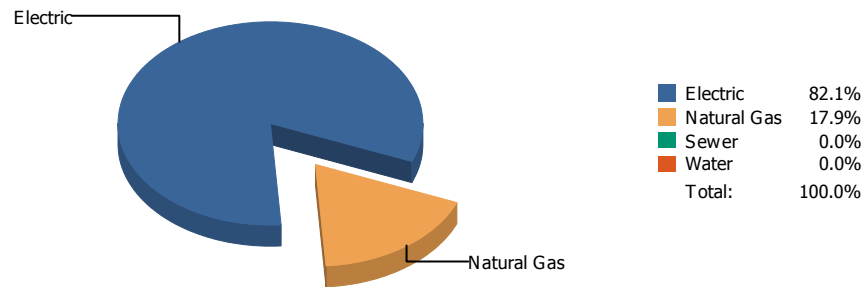


## Cost

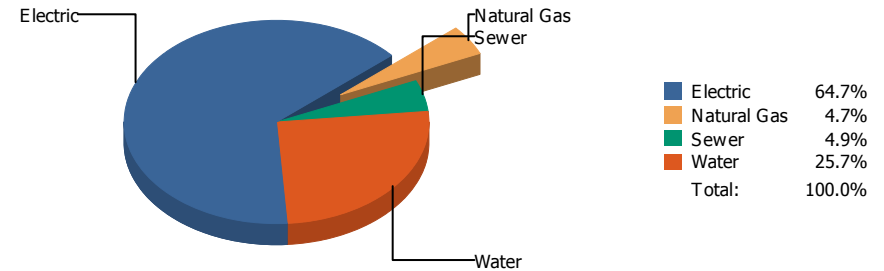


Commodity	Common Use	Energy Use	Energy Use / Area	Total Cost	Cost / Unit	Cost / Area
Place: [PAUL MORENO_1] PAUL MORENO 167 [BUILDING]						
Area: 87,824 SqFt						
Billing Period: Oct 2017						
ELECTRIC	57,300.00 kWh	195,565 KBtu	2.227 KBtu/SqFt	\$8,446.58	\$0.147 /kWh	\$0.096 /SqFt
NATURALGAS	267.00 CCF	27,501 KBtu	0.313 KBtu/SqFt	\$389.41	\$1.458 /CCF	\$0.004 /SqFt
SEWER	122.00 CCF			\$475.49	\$3.897 /CCF	\$0.005 /SqFt
WATER	296.00 CCF			\$1,351.38	\$4.565 /CCF	\$0.015 /SqFt
<b>Totals:</b>		<b>223,066 KBtu</b>	<b>2.540 KBtu/SqFt</b>	<b>\$10,662.86</b>		

## Energy

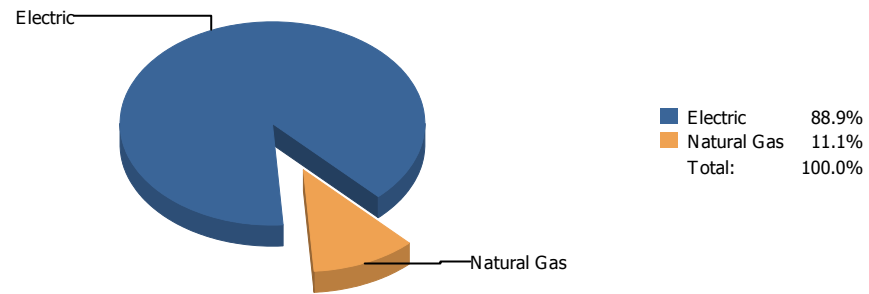


## Cost

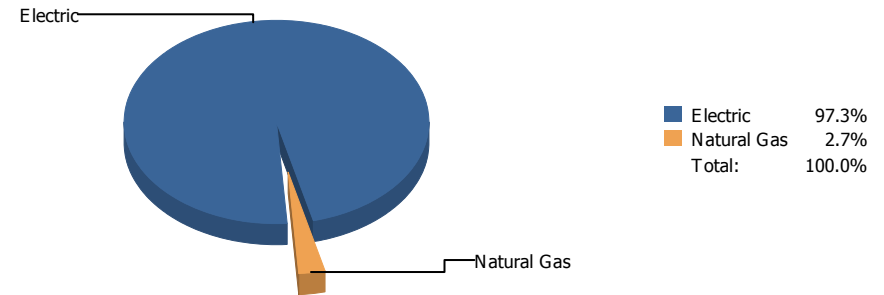


Commodity	Common Use	Energy Use	Energy Use / Area	Total Cost	Cost / Unit	Cost / Area
<b>Place: [POLK] POLK      159 [BUILDING]</b> <b>Area: 67,321 SqFt</b> <b>Billing Period: Oct 2017</b>						
ELECTRIC	38,440.00 kWh	131,196 KBtu	1.949 KBtu/SqFt	\$5,482.64	\$0.143 /kWh	\$0.081 /SqFt
NATURALGAS	278.00 CCF	28,634 KBtu	0.425 KBtu/SqFt	\$395.41	\$1.422 /CCF	\$0.006 /SqFt
SEWER	128.00 CCF			\$417.47	\$3.261 /CCF	\$0.006 /SqFt
WATER	485.00 CCF			\$2,174.22	\$4.483 /CCF	\$0.032 /SqFt
<b>Totals:</b>		<b>159,830 KBtu</b>	<b>2.374 KBtu/SqFt</b>	<b>\$8,469.74</b>		

## Energy



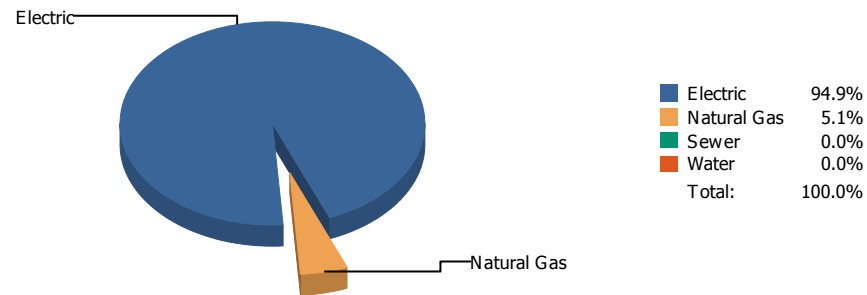
## Cost



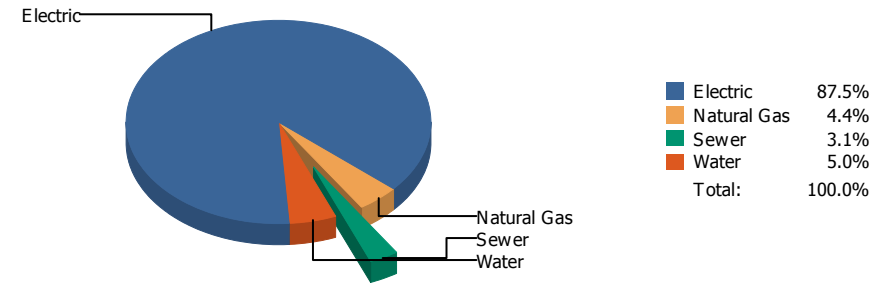
Commodity	Common Use	Energy Use	Energy Use / Area	Total Cost	Cost / Unit	Cost / Area
<b>Place: [POWELL_2] POWELL</b> <b>Area: 79,770 SqFt</b> <b>Billing Period: Oct 2017</b>						
ELECTRIC	58,080.00 kWh	198,227 KBtu	2.485 KBtu/SqFt	\$9,249.73	\$0.159 /kWh	\$0.116 /SqFt
NATURALGAS	241.00 CCF	24,823 KBtu	0.311 KBtu/SqFt	\$252.82	\$1.049 /CCF	\$0.003 /SqFt
<b>Totals:</b>		<b>223,050 KBtu</b>	<b>2.796 KBtu/SqFt</b>	<b>\$9,502.55</b>		



## Energy

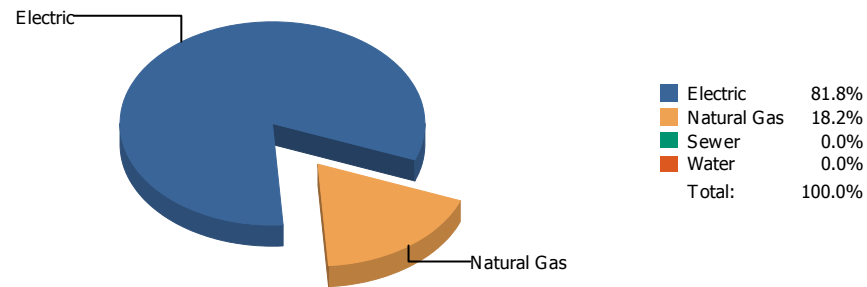


## Cost

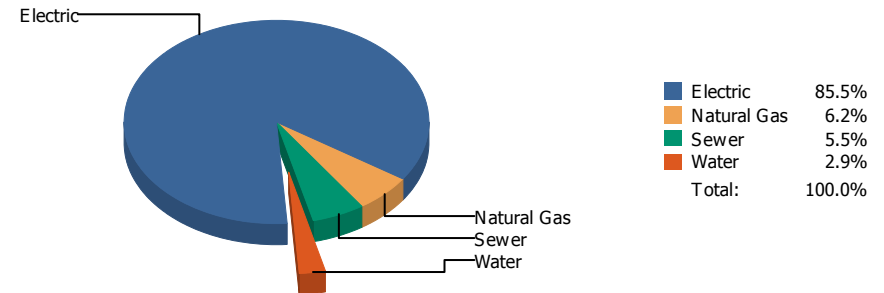


Commodity	Common Use	Energy Use	Energy Use / Area	Total Cost	Cost / Unit	Cost / Area
<b>Place: [PROFESSIONAL DEV] EPISD PROF DEVELOPMENT CENTER931 [BUILDING]</b>						
<b>Area: 18,400 SqFt</b>						
<b>Billing Period: Oct 2017</b>						
ELECTRIC	16,760.00 kWh	57,202 KBtu	3.109 KBtu/SqFt	\$2,728.79	\$0.163 /kWh	\$0.148 /SqFt
NATURALGAS	30.00 CCF	3,090 KBtu	0.168 KBtu/SqFt	\$138.60	\$4.620 /CCF	\$0.008 /SqFt
SEWER	15.00 CCF			\$95.19	\$6.346 /CCF	\$0.005 /SqFt
WATER	29.00 CCF			\$154.89	\$5.341 /CCF	\$0.008 /SqFt
<b>Totals:</b>		<b>60,292 KBtu</b>	<b>3.277 KBtu/SqFt</b>	<b>\$3,117.47</b>		

## Energy

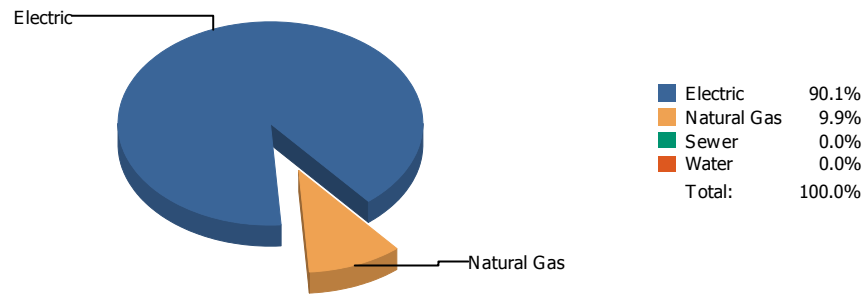


## Cost

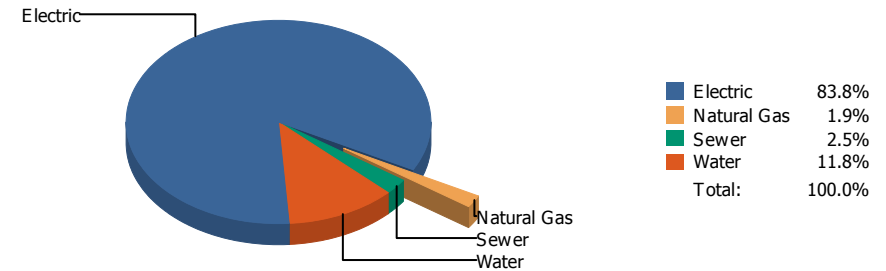


Commodity	Common Use	Energy Use	Energy Use / Area	Total Cost	Cost / Unit	Cost / Area
<b>Place: [PUTNAM] PUTNAM 135 [BUILDING]</b> <b>Area: 61,978 SqFt</b> <b>Billing Period: Oct 2017</b>						
ELECTRIC	34,840.00 kWh	118,909 KBtu	1.919 KBtu/SqFt	\$5,300.46	\$0.152 /kWh	\$0.085 /SqFt
NATURALGAS	256.00 CCF	26,368 KBtu	0.425 KBtu/SqFt	\$383.50	\$1.498 /CCF	\$0.006 /SqFt
SEWER	135.00 CCF			\$339.84	\$2.517 /CCF	\$0.005 /SqFt
WATER	50.00 CCF			\$176.75	\$3.535 /CCF	\$0.003 /SqFt
<b>Totals:</b>		<b>145,277 KBtu</b>	<b>2.344 KBtu/SqFt</b>	<b>\$6,200.55</b>		

## Energy

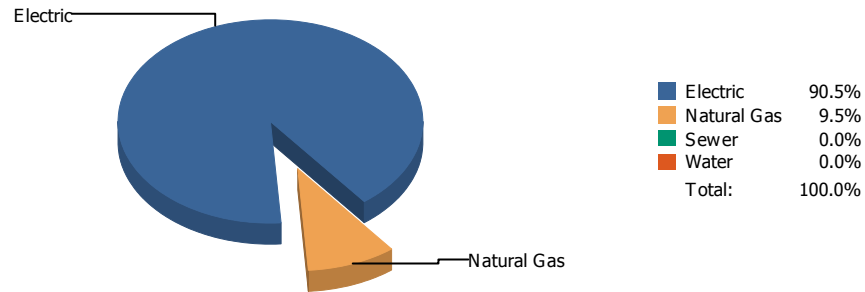


## Cost

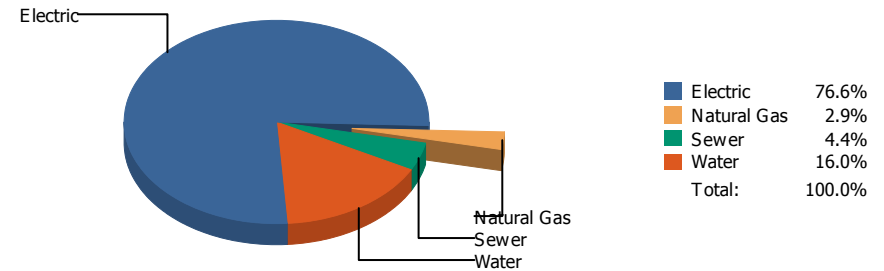


Commodity	Common Use	Energy Use	Energy Use / Area	Total Cost	Cost / Unit	Cost / Area
<b>Place: [RICHARDS] RICHARDSON [BUILDING]</b>						
<b>Area: 115,872 SqFt</b>						
<b>Billing Period: Oct 2017</b>						
ELECTRIC	99,000.00 kWh	337,887 KBtu	2.916 KBtu/SqFt	\$13,887.21	\$0.140 /kWh	\$0.120 /SqFt
NATURALGAS	361.00 CCF	37,183 KBtu	0.321 KBtu/SqFt	\$317.70	\$0.880 /CCF	\$0.003 /SqFt
SEWER	126.00 CCF			\$413.93	\$3.285 /CCF	\$0.004 /SqFt
WATER	437.00 CCF			\$1,952.89	\$4.469 /CCF	\$0.017 /SqFt
<b>Totals:</b>		<b>375,070 KBtu</b>	<b>3.237 KBtu/SqFt</b>	<b>\$16,571.73</b>		

## Energy

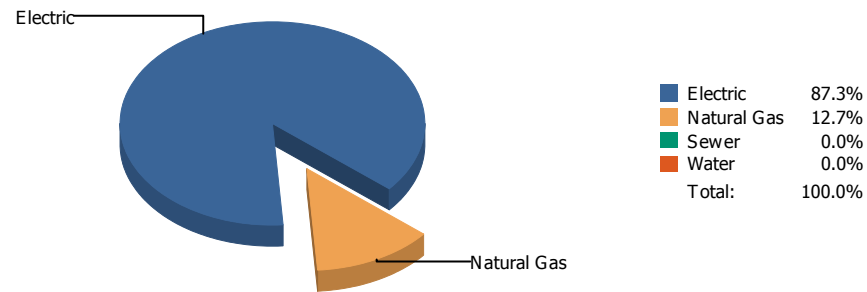


## Cost

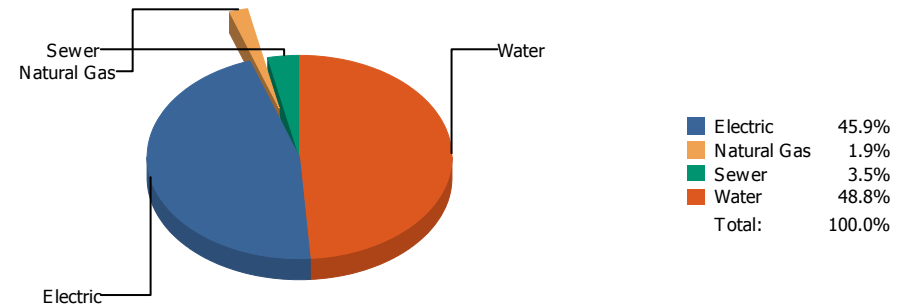


Commodity	Common Use	Energy Use	Energy Use / Area	Total Cost	Cost / Unit	Cost / Area
Place: [RIVERA] RIVERA 156 [BUILDING]						
Area: 77,562 SqFt						
Billing Period: Oct 2017						
ELECTRIC	60,034.00 kWh	204,896 KBtu	2.642 KBtu/SqFt	\$9,352.38	\$0.156 /kWh	\$0.120 /SqFt
NATURALGAS	208.00 CCF	21,424 KBtu	0.276 KBtu/SqFt	\$357.56	\$1.719 /CCF	\$0.005 /SqFt
SEWER	150.00 CCF			\$542.77	\$3.618 /CCF	\$0.007 /SqFt
WATER	441.00 CCF			\$1,948.93	\$4.419 /CCF	\$0.025 /SqFt
<b>Totals:</b>		<b>226,320 KBtu</b>	<b>2.918 KBtu/SqFt</b>	<b>\$12,201.64</b>		

## Energy

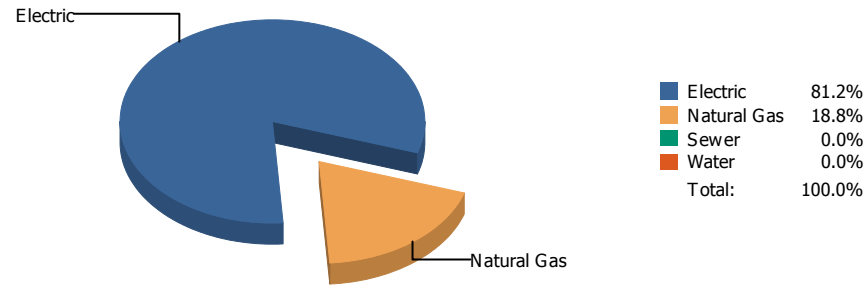


## Cost

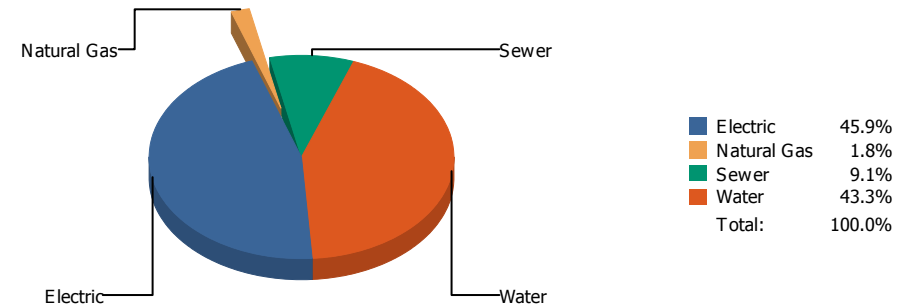


Commodity	Common Use	Energy Use	Energy Use / Area	Total Cost	Cost / Unit	Cost / Area
Place: [ROBERTS] ROBERTS 136 [BUILDING]						
Area: 81,457 SqFt						
Billing Period: Oct 2017						
ELECTRIC	44,080.00 kWh	150,445 KBtu	1.847 KBtu/SqFt	\$5,734.10	\$0.130 /kWh	\$0.070 /SqFt
NATURALGAS	213.00 CCF	21,939 KBtu	0.269 KBtu/SqFt	\$236.49	\$1.110 /CCF	\$0.003 /SqFt
SEWER	138.00 CCF			\$435.17	\$3.153 /CCF	\$0.005 /SqFt
WATER	1,081.00 CCF			\$6,097.95	\$5.641 /CCF	\$0.075 /SqFt
<b>Totals:</b>		<b>172,384 KBtu</b>	<b>2.116 KBtu/SqFt</b>	<b>\$12,503.71</b>		

## Energy

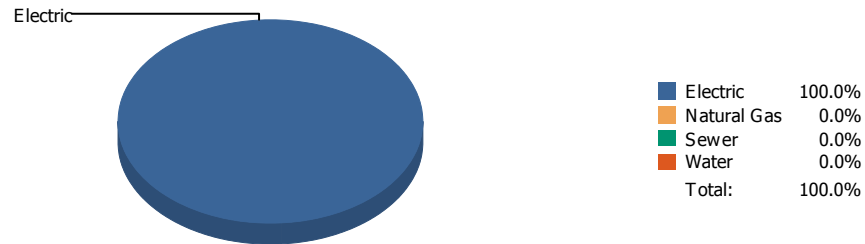


## Cost

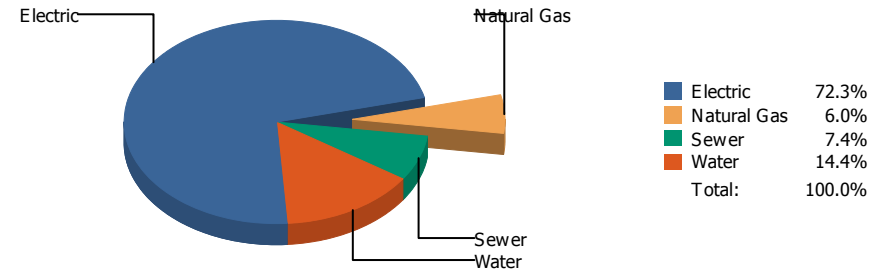


Commodity	Common Use	Energy Use	Energy Use / Area	Total Cost	Cost / Unit	Cost / Area
<b>Place: [ROSS] ROSS      042 [BUILDING]</b> <b>Area: 131,497 SqFt</b> <b>Billing Period: Oct 2017</b>						
ELECTRIC	57,882.00 kWh	197,551 KBtu	1.502 KBtu/SqFt	\$9,323.59	\$0.161 /kWh	\$0.071 /SqFt
NATURALGAS	444.00 CCF	45,732 KBtu	0.348 KBtu/SqFt	\$360.06	\$0.811 /CCF	\$0.003 /SqFt
SEWER	932.00 CCF			\$1,840.55	\$1.975 /CCF	\$0.014 /SqFt
WATER	2,680.00 CCF			\$8,801.03	\$3.284 /CCF	\$0.067 /SqFt
<b>Totals:</b>		<b>243,283 KBtu</b>	<b>1.850 KBtu/SqFt</b>	<b>\$20,325.23</b>		

## Energy



## Cost



Commodity	Common Use	Energy Use	Energy Use / Area	Total Cost	Cost / Unit	Cost / Area
<b>Place: [RUSK] RUSK      138 [BUILDING]</b> <b>Area: 67,240 SqFt</b> <b>Billing Period: Oct 2017</b>						
ELECTRIC	30,299.00 kWh	103,410 KBtu	1.538 KBtu/SqFt	\$4,487.36	\$0.148 /kWh	\$0.067 /SqFt
NATURALGAS	0.00 CCF	0 KBtu	0.000 KBtu/SqFt	\$369.97	\$0.000 /CCF	\$0.005 /SqFt
SEWER	154.00 CCF			\$459.32	\$2.983 /CCF	\$0.007 /SqFt
WATER	296.00 CCF			\$891.59	\$3.012 /CCF	\$0.013 /SqFt
<b>Totals:</b>		<b>103,410 KBtu</b>	<b>1.538 KBtu/SqFt</b>	<b>\$6,208.24</b>		

## Energy

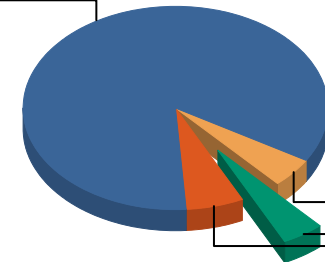
Electric



Electric	100.0%
Natural Gas	0.0%
Sewer	0.0%
Water	0.0%
<b>Total</b>	<b>100.0%</b>

## Cost

Electric

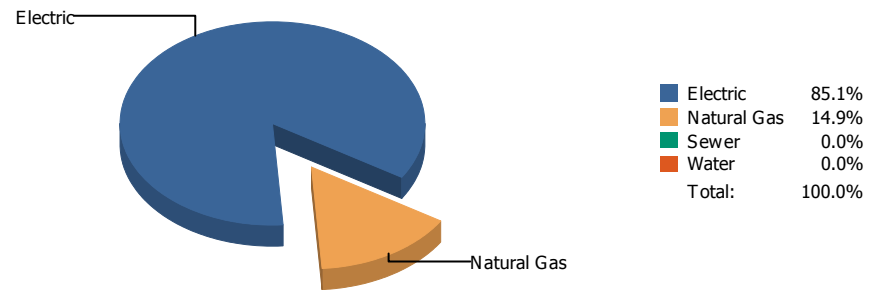


Electric	84.8%
Natural Gas	4.7%
Sewer	4.5%
Water	6.0%
<b>Total</b>	<b>100.0%</b>

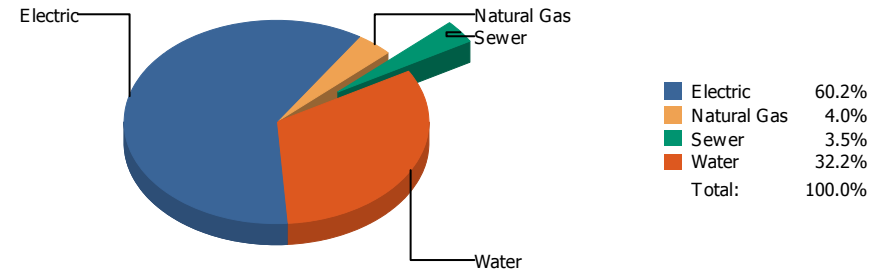
Commodity	Common Use	Energy Use	Energy Use / Area	Total Cost	Cost / Unit	Cost / Area
Place: [SAN JAC] SAN JACINTO 139 [BUILDING]						
Area: 29,589 SqFt						
Billing Period: Oct 2017						
ELECTRIC	10,400.00 kWh	35,495 KBtu	1.200 KBtu/SqFt	\$2,217.66	\$0.213 /kWh	\$0.075 /SqFt
NATURALGAS	0.00 CCF	0 KBtu	0.000 KBtu/SqFt	\$122.56	\$0.000 /CCF	\$0.004 /SqFt
SEWER	18.00 CCF			\$118.22	\$6.568 /CCF	\$0.004 /SqFt
WATER	29.00 CCF			\$157.72	\$5.439 /CCF	\$0.005 /SqFt
<b>Totals:</b>		<b>35,495 KBtu</b>	<b>1.200 KBtu/SqFt</b>	<b>\$2,616.16</b>		



## Energy

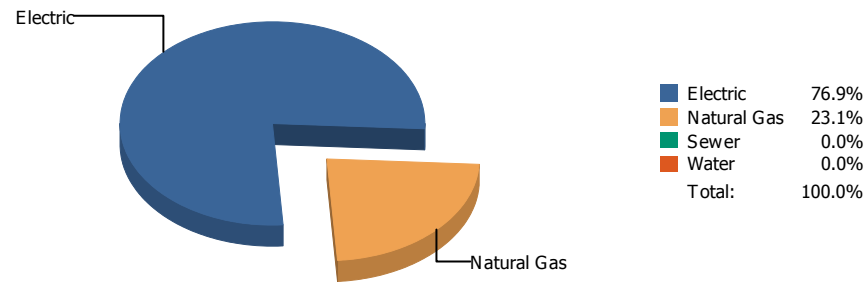


## Cost

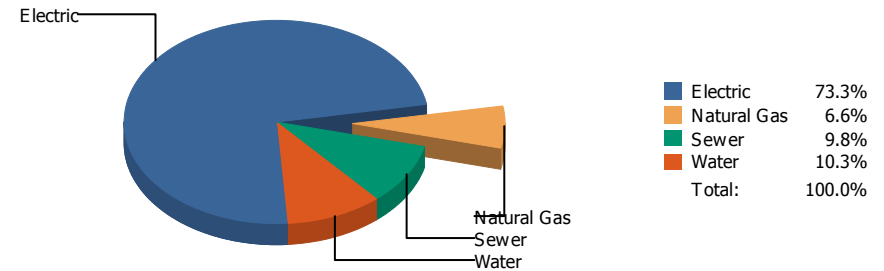


Commodity	Common Use	Energy Use	Energy Use / Area	Total Cost	Cost / Unit	Cost / Area
Place: [SCHUSTER] SCHUSTER 140 [BUILDING]						
Area: 34,371 SqFt						
Billing Period: Oct 2017						
ELECTRIC	18,979.00 kWh	64,775 KBtu	1.885 KBtu/SqFt	\$2,711.70	\$0.143 /kWh	\$0.079 /SqFt
NATURALGAS	110.00 CCF	11,330 KBtu	0.330 KBtu/SqFt	\$182.02	\$1.655 /CCF	\$0.005 /SqFt
SEWER	40.00 CCF			\$157.16	\$3.929 /CCF	\$0.005 /SqFt
WATER	283.00 CCF			\$1,450.42	\$5.125 /CCF	\$0.042 /SqFt
<b>Totals:</b>		<b>76,105 KBtu</b>	<b>2.214 KBtu/SqFt</b>	<b>\$4,501.30</b>		

## Energy

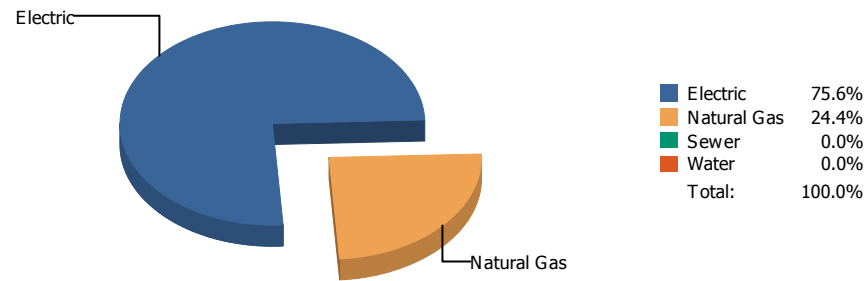


## Cost

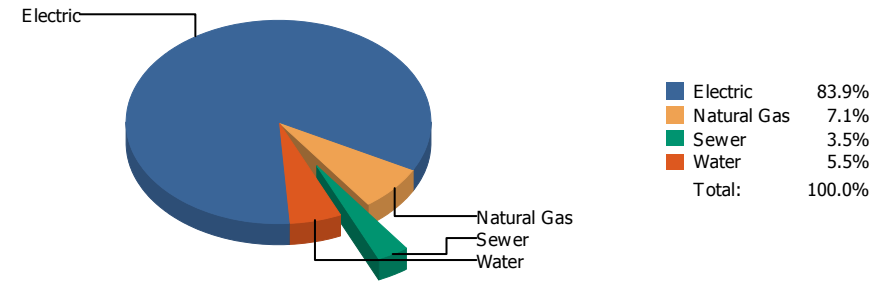


Commodity	Common Use	Energy Use	Energy Use / Area	Total Cost	Cost / Unit	Cost / Area
Place: [STANTON] STANTON 141 [BUILDING]						
Area: 75,957 SqFt						
Billing Period: Oct 2017						
ELECTRIC	24,677.00 kWh	84,223 KBtu	1.109 KBtu/SqFt	\$4,227.80	\$0.171 /kWh	\$0.056 /SqFt
NATURALGAS	246.00 CCF	25,338 KBtu	0.334 KBtu/SqFt	\$377.82	\$1.536 /CCF	\$0.005 /SqFt
SEWER	233.00 CCF			\$567.41	\$2.435 /CCF	\$0.007 /SqFt
WATER	214.00 CCF			\$592.78	\$2.770 /CCF	\$0.008 /SqFt
<b>Totals:</b>		<b>109,561 KBtu</b>	<b>1.442 KBtu/SqFt</b>	<b>\$5,765.81</b>		

## Energy

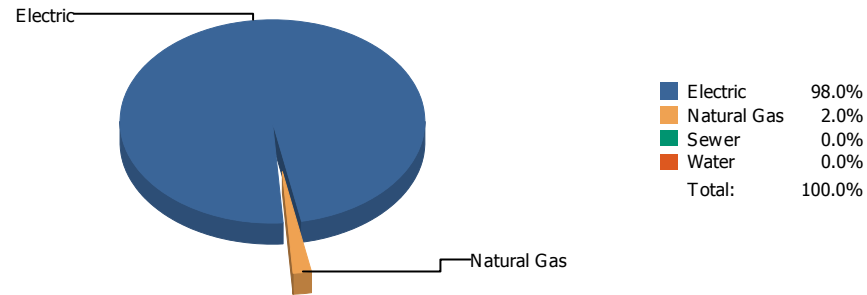


## Cost

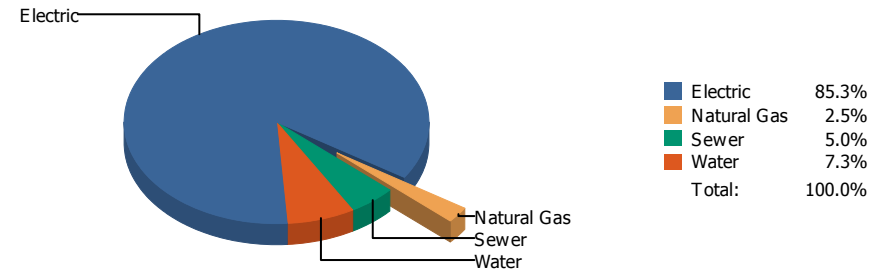


Commodity	Common Use	Energy Use	Energy Use / Area	Total Cost	Cost / Unit	Cost / Area
<b>Place: [SUNSET HIGH_1] SUNSET HIGH SCHOOL [BUILDING]</b>						
<b>Area: 33,263 SqFt</b>						
<b>Billing Period: Oct 2017</b>						
ELECTRIC	23,240.00 kWh	79,318 KBtu	2.385 KBtu/SqFt	\$3,036.86	\$0.131 /kWh	\$0.091 /SqFt
NATURALGAS	249.00 CCF	25,647 KBtu	0.771 KBtu/SqFt	\$257.15	\$1.033 /CCF	\$0.008 /SqFt
SEWER	23.00 CCF			\$127.07	\$5.525 /CCF	\$0.004 /SqFt
WATER	50.00 CCF			\$199.51	\$3.990 /CCF	\$0.006 /SqFt
<b>Totals:</b>		<b>104,965 KBtu</b>	<b>3.156 KBtu/SqFt</b>	<b>\$3,620.59</b>		

## Energy

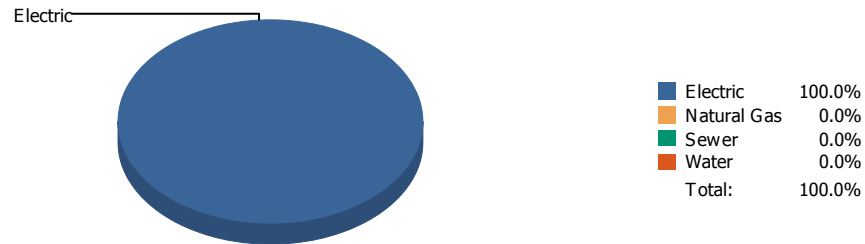


## Cost

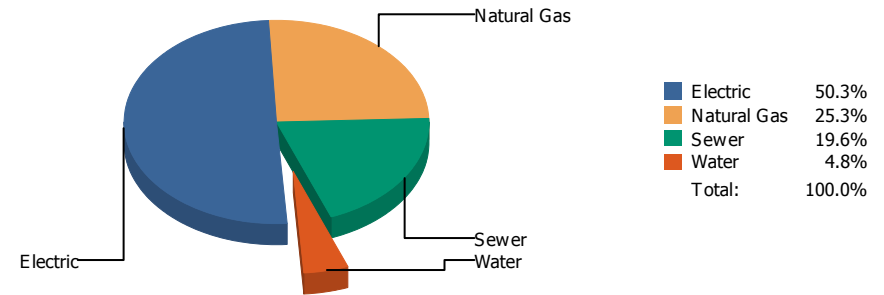


Commodity	Common Use	Energy Use	Energy Use / Area	Total Cost	Cost / Unit	Cost / Area
Place: [TELLES] R. TELLES ACADEMY 027 [BUILDING]						
Area: 38,000 SqFt						
Billing Period: Oct 2017						
ELECTRIC	34,800.00 kWh	118,772 KBtu	3.126 KBtu/SqFt	\$4,688.14	\$0.135 /kWh	\$0.123 /SqFt
NATURALGAS	23.00 CCF	2,369 KBtu	0.062 KBtu/SqFt	\$134.85	\$5.863 /CCF	\$0.004 /SqFt
SEWER	46.00 CCF			\$272.33	\$5.920 /CCF	\$0.007 /SqFt
WATER	86.00 CCF			\$401.30	\$4.666 /CCF	\$0.010 /SqFt
<b>Totals:</b>		<b>121,141 KBtu</b>	<b>3.188 KBtu/SqFt</b>	<b>\$5,496.62</b>		

## Energy

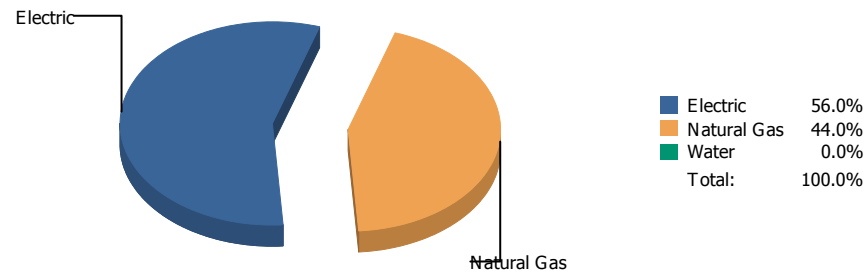


## Cost

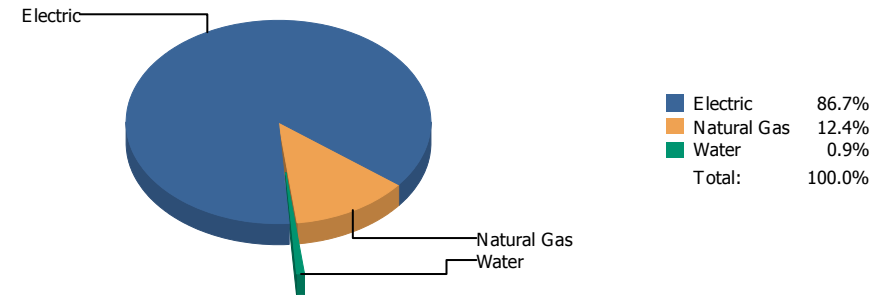


Commodity	Common Use	Energy Use	Energy Use / Area	Total Cost	Cost / Unit	Cost / Area
<b>Place: [TENNISCENTER_2] TENNIS CENTER 000 [BUILDING]</b>						
<b>Area: 3,867 SqFt</b>						
<b>Billing Period: Oct 2017</b>						
ELECTRIC	755.00 kWh	2,577 KBtu	0.666 KBtu/SqFt	\$243.67	\$0.323 /kWh	\$0.063 /SqFt
NATURALGAS	0.00 CCF	0 KBtu	0.000 KBtu/SqFt	\$122.56	\$0.000 /CCF	\$0.032 /SqFt
SEWER	5.00 CCF			\$95.21	\$19.042 /CCF	\$0.025 /SqFt
WATER	1.00 CCF			\$23.33	\$23.330 /CCF	\$0.006 /SqFt
<b>Totals:</b>		<b>2,577 KBtu</b>	<b>0.666 KBtu/SqFt</b>	<b>\$484.77</b>		

## Energy

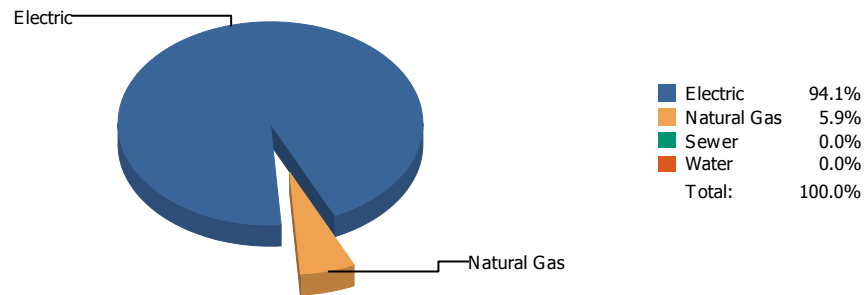


## Cost

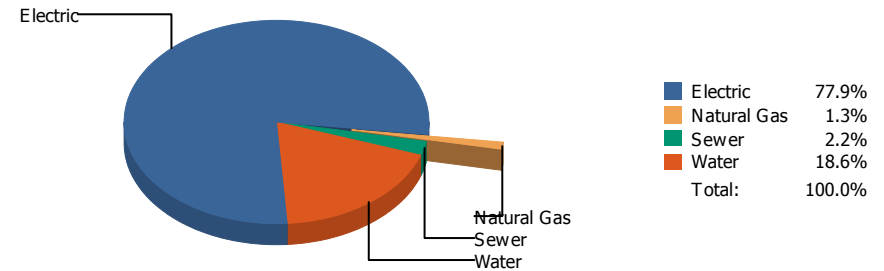


Commodity	Common Use	Energy Use	Energy Use / Area	Total Cost	Cost / Unit	Cost / Area
Place: [TERRACE] TERRACE HILLS 048 [BUILDING]						
Area: 138,021 SqFt						
Billing Period: Oct 2017						
ELECTRIC	34,500.00 kWh	117,749 KBtu	0.853 KBtu/SqFt	\$5,096.29	\$0.148 /kWh	\$0.037 /SqFt
NATURALGAS	897.00 CCF	92,391 KBtu	0.669 KBtu/SqFt	\$728.82	\$0.813 /CCF	\$0.005 /SqFt
WATER	0.00 CCF			\$50.44	\$0.000 /CCF	\$0.000 /SqFt
<b>Totals:</b>		<b>210,140 KBtu</b>	<b>1.523 KBtu/SqFt</b>	<b>\$5,875.55</b>		

## Energy

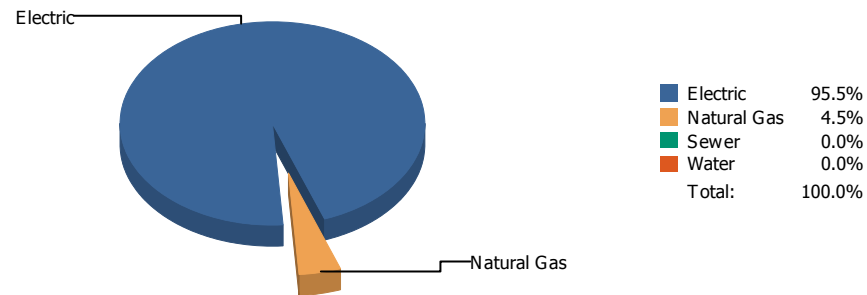


## Cost

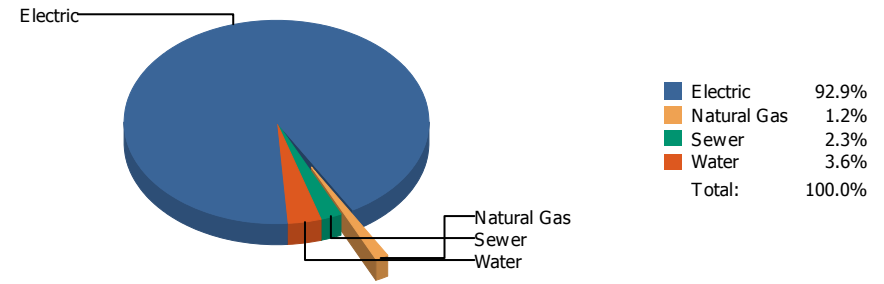


Commodity	Common Use	Energy Use	Energy Use / Area	Total Cost	Cost / Unit	Cost / Area
Place: [TIPPENELEMENTARY] TIPPIN ELEMENTARY 168 [BUILDING]						
Area: 88,360 SqFt						
Billing Period: Oct 2017						
ELECTRIC	100,800.00 kWh	344,030 KBtu	3.894 KBtu/SqFt	\$14,255.17	\$0.141 /kWh	\$0.161 /SqFt
NATURALGAS	211.00 CCF	21,733 KBtu	0.246 KBtu/SqFt	\$235.65	\$1.117 /CCF	\$0.003 /SqFt
SEWER	117.00 CCF			\$398.00	\$3.402 /CCF	\$0.005 /SqFt
WATER	630.00 CCF			\$3,404.75	\$5.404 /CCF	\$0.038 /SqFt
<b>Totals:</b>		<b>365,763 KBtu</b>	<b>4.139 KBtu/SqFt</b>	<b>\$18,293.57</b>		

## Energy



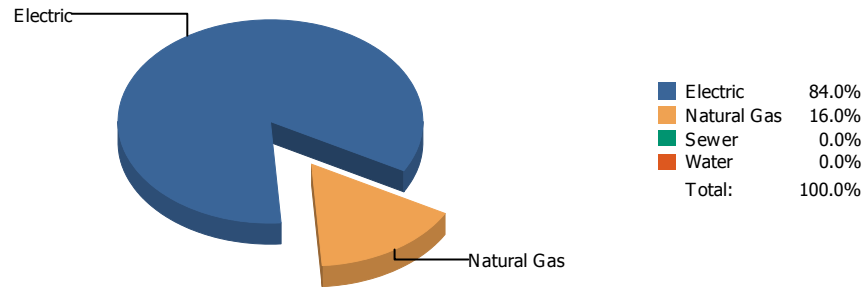
## Cost



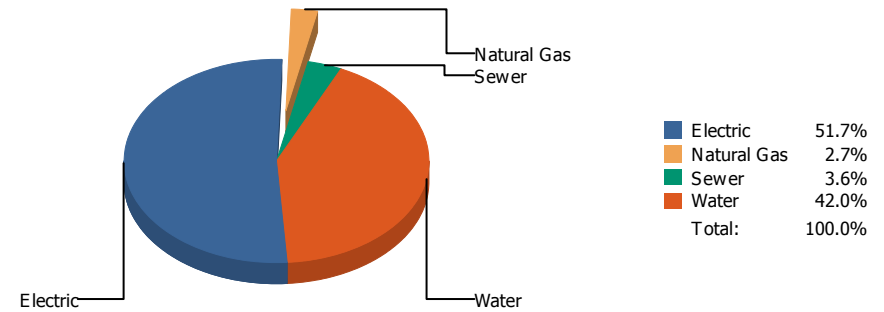
Commodity	Common Use	Energy Use	Energy Use / Area	Total Cost	Cost / Unit	Cost / Area
Place: [TOMLEA_2] TOM LEA 178 [BUILDING]						
Area: 88,828 SqFt						
Billing Period: Oct 2017						
ELECTRIC	105,800.00 kWh	361,095 KBtu	4.065 KBtu/SqFt	\$16,341.76	\$0.154 /kWh	\$0.184 /SqFt
NATURALGAS	165.00 CCF	16,995 KBtu	0.191 KBtu/SqFt	\$211.74	\$1.283 /CCF	\$0.002 /SqFt
SEWER	122.00 CCF			\$406.85	\$3.335 /CCF	\$0.005 /SqFt
WATER	189.00 CCF			\$627.61	\$3.321 /CCF	\$0.007 /SqFt
<b>Totals:</b>		<b>378,090 KBtu</b>	<b>4.256 KBtu/SqFt</b>	<b>\$17,587.96</b>		



## Energy

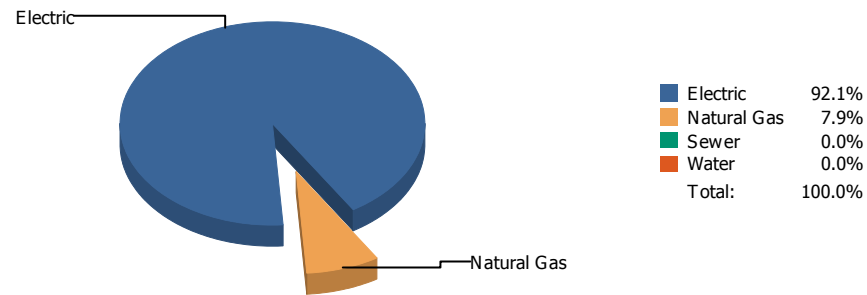


## Cost

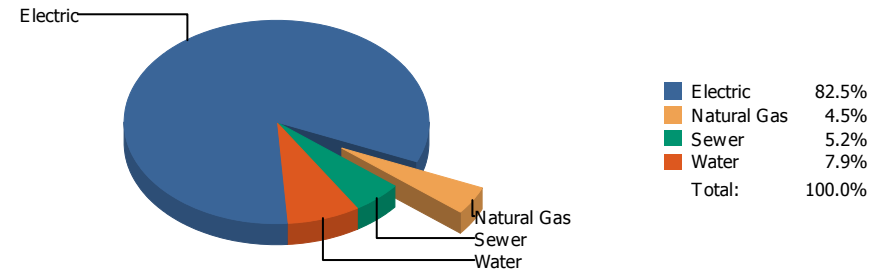


Commodity	Common Use	Energy Use	Energy Use / Area	Total Cost	Cost / Unit	Cost / Area
<b>Place: [TRAVIS] TRAVIS      143 [BUILDING]</b> <b>Area: 78,925 SqFt</b> <b>Billing Period: Oct 2017</b>						
ELECTRIC	31,938.00 kWh	109,004 KBtu	1.381 KBtu/SqFt	\$4,489.54	\$0.141 /kWh	\$0.057 /SqFt
NATURALGAS	201.00 CCF	20,703 KBtu	0.262 KBtu/SqFt	\$231.19	\$1.150 /CCF	\$0.003 /SqFt
SEWER	89.00 CCF			\$312.53	\$3.512 /CCF	\$0.004 /SqFt
WATER	661.00 CCF			\$3,642.60	\$5.511 /CCF	\$0.046 /SqFt
<b>Totals:</b>		<b>129,707 KBtu</b>	<b>1.643 KBtu/SqFt</b>	<b>\$8,675.86</b>		

## Energy

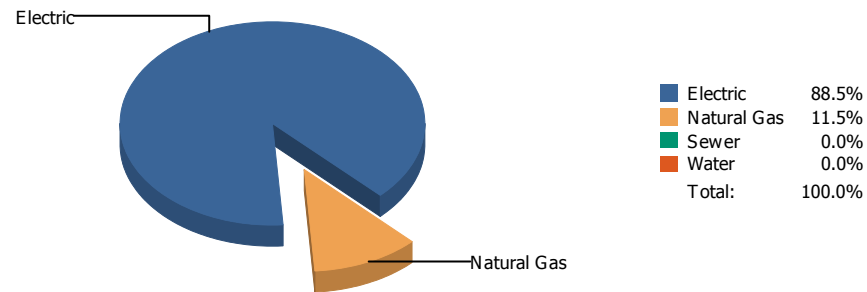


## Cost

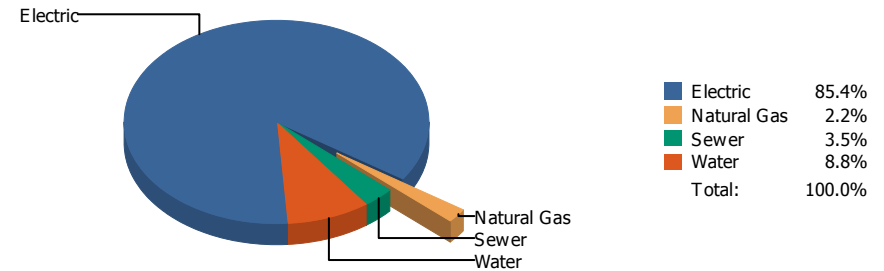


Commodity	Common Use	Energy Use	Energy Use / Area	Total Cost	Cost / Unit	Cost / Area
<b>Place: [VILAS] VILAS      144 [BUILDING]</b> <b>Area: 66,992 SqFt</b> <b>Billing Period: Oct 2017</b>						
ELECTRIC	49,156.00 kWh	167,769 KBtu	2.504 KBtu/SqFt	\$8,105.87	\$0.165 /kWh	\$0.121 /SqFt
NATURALGAS	139.00 CCF	14,317 KBtu	0.214 KBtu/SqFt	\$442.89	\$3.186 /CCF	\$0.007 /SqFt
SEWER	92.00 CCF			\$508.28	\$5.525 /CCF	\$0.007 /SqFt
WATER	169.00 CCF			\$771.97	\$4.568 /CCF	\$0.011 /SqFt
<b>Totals:</b>		<b>182,086 KBtu</b>	<b>2.718 KBtu/SqFt</b>	<b>\$9,829.01</b>		

## Energy

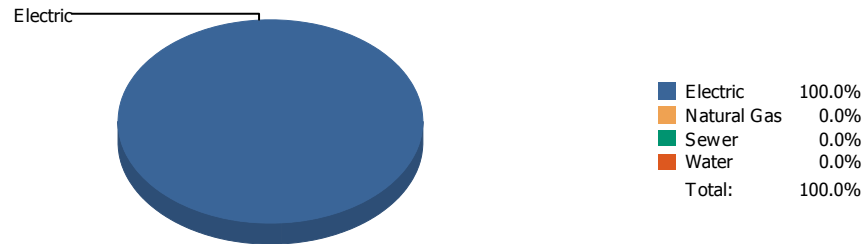


## Cost

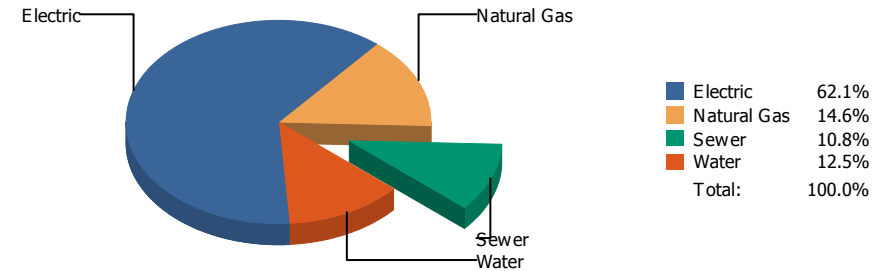


Commodity	Common Use	Energy Use	Energy Use / Area	Total Cost	Cost / Unit	Cost / Area
Place: [W HILLS] WESTERN HILLS 146 [BUILDING]						
Area: 77,753 SqFt						
Billing Period: Oct 2017						
ELECTRIC	54,840.00 kWh	187,169 KBtu	2.407 KBtu/SqFt	\$9,641.24	\$0.176 /kWh	\$0.124 /SqFt
NATURALGAS	236.00 CCF	24,308 KBtu	0.313 KBtu/SqFt	\$250.12	\$1.060 /CCF	\$0.003 /SqFt
SEWER	59.00 CCF			\$398.47	\$6.754 /CCF	\$0.005 /SqFt
WATER	282.00 CCF			\$994.51	\$3.527 /CCF	\$0.013 /SqFt
<b>Totals:</b>		<b>211,477 KBtu</b>	<b>2.720 KBtu/SqFt</b>	<b>\$11,284.34</b>		

## Energy



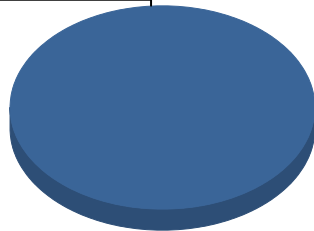
## Cost



Commodity	Common Use	Energy Use	Energy Use / Area	Total Cost	Cost / Unit	Cost / Area
<b>Place: [WAINWRIG] WAINWRIGHT 145 [BUILDING]</b> <b>Area: 38,227 SqFt</b> <b>Billing Period: Oct 2017</b>						
ELECTRIC	10,237.00 kWh	34,939 KBtu	0.914 KBtu/SqFt	\$1,182.27	\$0.115 /kWh	\$0.031 /SqFt
NATURALGAS	0.00 CCF	0 KBtu	0.000 KBtu/SqFt	\$278.12	\$0.000 /CCF	\$0.007 /SqFt
SEWER	18.00 CCF			\$204.58	\$11.366 /CCF	\$0.005 /SqFt
WATER	19.00 CCF			\$237.83	\$12.517 /CCF	\$0.006 /SqFt
<b>Totals:</b>		<b>34,939 KBtu</b>	<b>0.914 KBtu/SqFt</b>	<b>\$1,902.80</b>		

## Energy

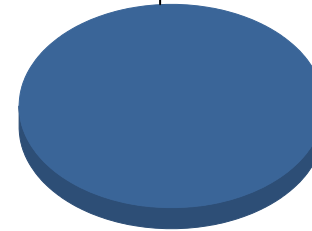
Electric



■ Electric 100.0%  
Total: 100.0%

## Cost

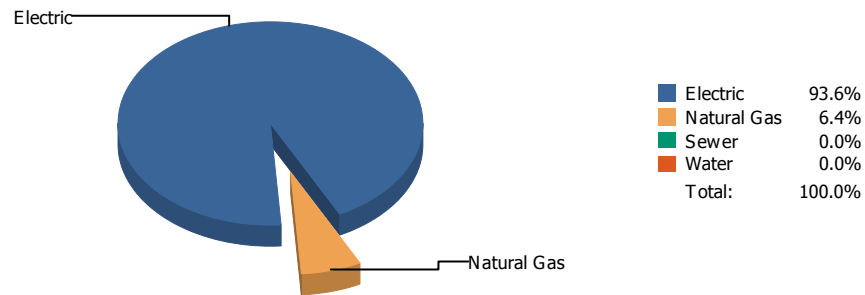
Electric



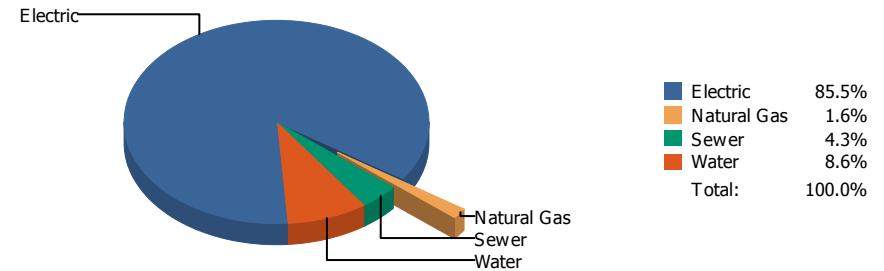
■ Electric 100.0%  
Total: 100.0%

Commodity	Common Use	Energy Use	Energy Use / Area	Total Cost	Cost / Unit	Cost / Area
Place: [WESTSIDE] WESTSIDE TRANSPORTATION 951 [BUILDING]						
Area: 4,040 SqFt						
Billing Period: Oct 2017						
ELECTRIC	3,105.00 kWh	10,597 KBtu	2.623 KBtu/SqFt	\$463.58	\$0.149 /kWh	\$0.115 /SqFt
<b>Totals:</b>		<b>10,597 KBtu</b>	<b>2.623 KBtu/SqFt</b>	<b>\$463.58</b>		

## Energy

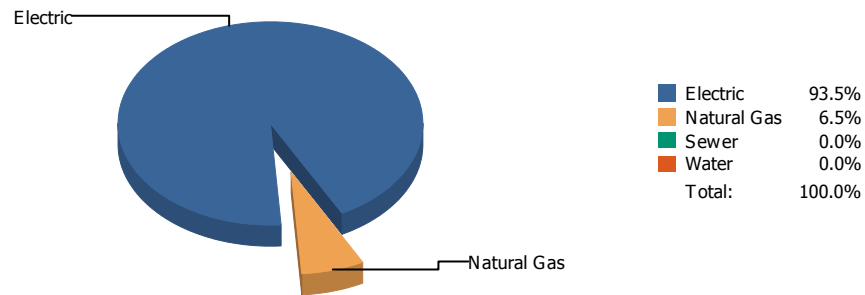


## Cost

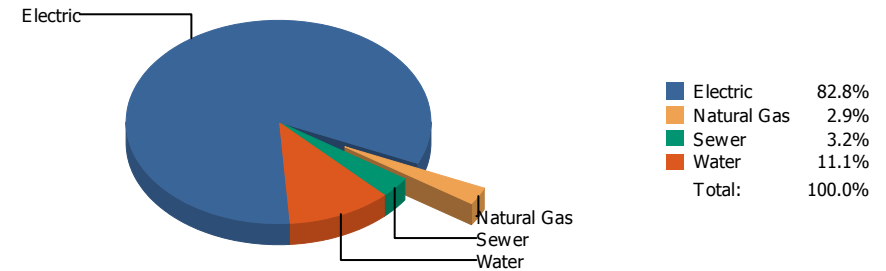


Commodity	Common Use	Energy Use	Energy Use / Area	Total Cost	Cost / Unit	Cost / Area
Place: [WHITAKER] WHITAKER 153 [BUILDING]						
Area: 89,458 SqFt						
Billing Period: Oct 2017						
ELECTRIC	93,720.00 kWh	319,866 KBtu	3.576 KBtu/SqFt	\$12,425.54	\$0.133 /kWh	\$0.139 /SqFt
NATURALGAS	211.00 CCF	21,733 KBtu	0.243 KBtu/SqFt	\$236.60	\$1.121 /CCF	\$0.003 /SqFt
SEWER	195.00 CCF			\$622.42	\$3.192 /CCF	\$0.007 /SqFt
WATER	318.00 CCF			\$1,252.65	\$3.939 /CCF	\$0.014 /SqFt
<b>Totals:</b>		<b>341,599 KBtu</b>	<b>3.819 KBtu/SqFt</b>	<b>\$14,537.21</b>		

## Energy

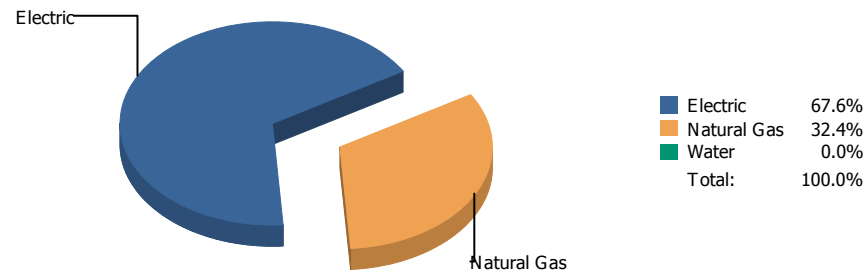


## Cost

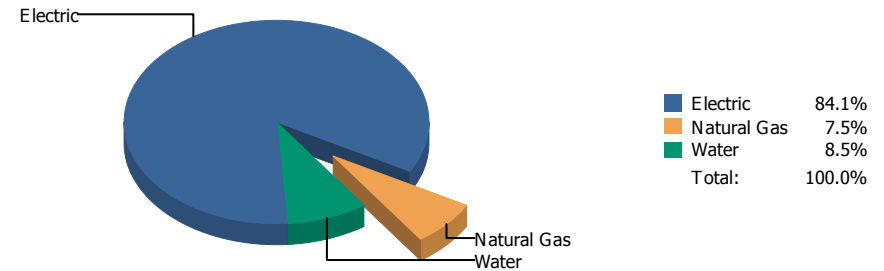


Commodity	Common Use	Energy Use	Energy Use / Area	Total Cost	Cost / Unit	Cost / Area
<b>Place: [WHITE] ZACH WHITE ELEMENTARY NEW-1997 [BUILDING]</b>						
<b>Area: 92,458 SqFt</b>						
<b>Billing Period: Oct 2017</b>						
ELECTRIC	59,100.00 kWh	201,708 KBtu	2.182 KBtu/SqFt	\$9,017.18	\$0.153 /kWh	\$0.098 /SqFt
NATURALGAS	137.00 CCF	14,111 KBtu	0.153 KBtu/SqFt	\$318.40	\$2.324 /CCF	\$0.003 /SqFt
SEWER	102.00 CCF			\$353.26	\$3.463 /CCF	\$0.004 /SqFt
WATER	329.00 CCF			\$1,207.35	\$3.670 /CCF	\$0.013 /SqFt
<b>Totals:</b>		<b>215,819 KBtu</b>	<b>2.334 KBtu/SqFt</b>	<b>\$10,896.19</b>		

## Energy



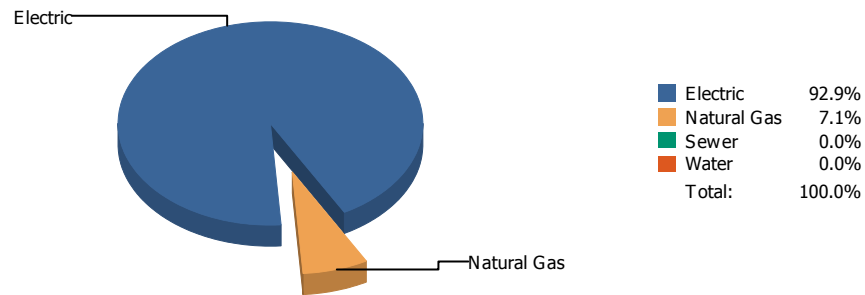
## Cost



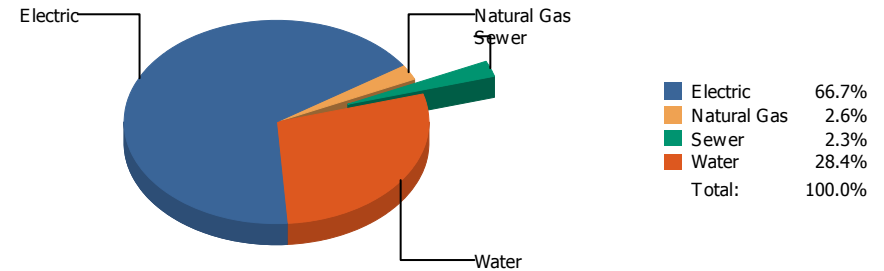
Commodity	Common Use	Energy Use	Energy Use / Area	Total Cost	Cost / Unit	Cost / Area
<b>Place: [WIGGS] WIGGS      052 [BUILDING]</b> <b>Area: 110,689 SqFt</b> <b>Billing Period: Oct 2017</b>						
ELECTRIC	61,100.00 kWh	208,534 KBtu	1.884 KBtu/SqFt	\$8,830.87	\$0.145 /kWh	\$0.080 /SqFt
NATURALGAS	971.00 CCF	100,013 KBtu	0.904 KBtu/SqFt	\$783.10	\$0.806 /CCF	\$0.007 /SqFt
WATER	234.00 CCF			\$892.03	\$3.812 /CCF	\$0.008 /SqFt
<b>Totals:</b>		<b>308,547 KBtu</b>	<b>2.788 KBtu/SqFt</b>	<b>\$10,506.00</b>		



## Energy

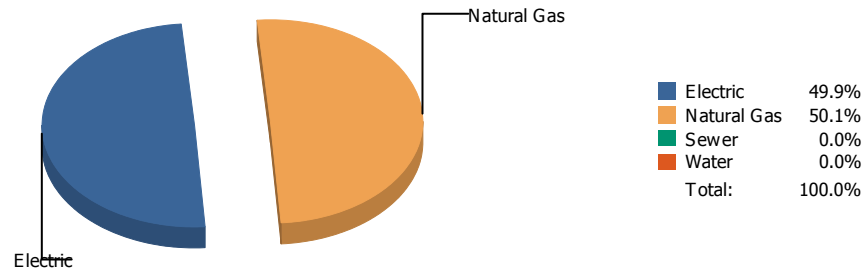


## Cost

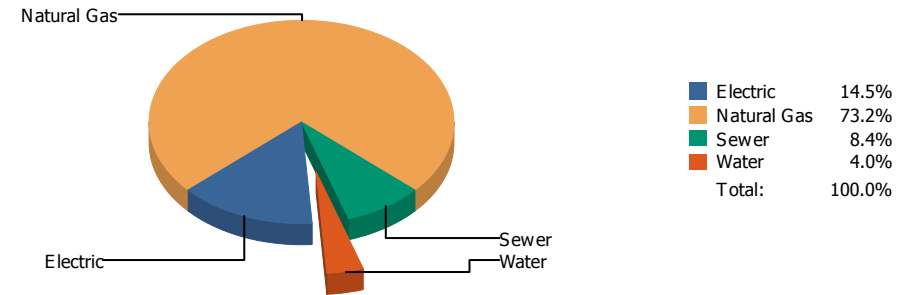


Commodity	Common Use	Energy Use	Energy Use / Area	Total Cost	Cost / Unit	Cost / Area
Place: [ZAVALA] ZAVALA 148 [BUILDING]						
Area: 53,356 SqFt						
Billing Period: Oct 2017						
ELECTRIC	29,750.00 kWh	101,537 KBtu	1.903 KBtu/SqFt	\$4,232.82	\$0.142 /kWh	\$0.079 /SqFt
NATURALGAS	75.00 CCF	7,725 KBtu	0.145 KBtu/SqFt	\$162.66	\$2.169 /CCF	\$0.003 /SqFt
SEWER	34.00 CCF			\$146.54	\$4.310 /CCF	\$0.003 /SqFt
WATER	316.00 CCF			\$1,803.78	\$5.708 /CCF	\$0.034 /SqFt
<b>Totals:</b>		<b>109,262 KBtu</b>	<b>2.048 KBtu/SqFt</b>	<b>\$6,345.80</b>		

## Energy

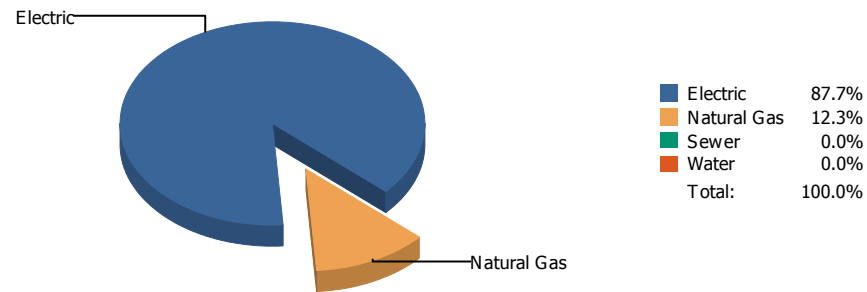


## Cost

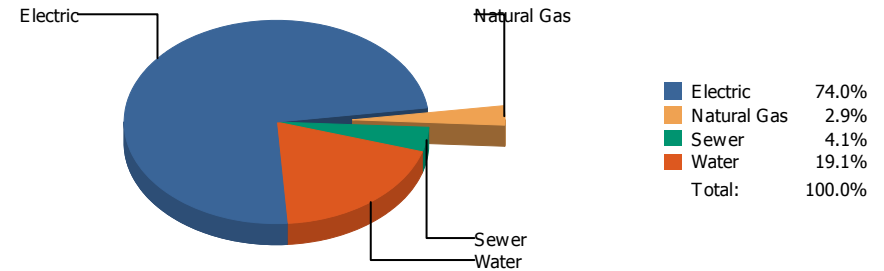


Commodity	Common Use	Energy Use	Energy Use / Area	Total Cost	Cost / Unit	Cost / Area
<b>Place: [ZUNI] ZUNI COTTAGES 952 [BUILDING]</b> <b>Area: 3,505 SqFt</b> <b>Billing Period: Oct 2017</b>						
ELECTRIC	30.00 kWh	102 KBtu	0.029 KBtu/SqFt	\$48.52	\$1.617 /kWh	\$0.014 /SqFt
NATURALGAS	1.00 CCF	103 KBtu	0.029 KBtu/SqFt	\$245.64	\$245.640 /CCF	\$0.070 /SqFt
SEWER	0.00 CCF			\$28.04	\$0.000 /CCF	\$0.008 /SqFt
WATER	0.00 CCF			\$13.26	\$0.000 /CCF	\$0.004 /SqFt
<b>Totals:</b>		<b>205 KBtu</b>	<b>0.059 KBtu/SqFt</b>	<b>\$335.46</b>		

## Energy



## Cost



Commodity	Common Use	Energy Use	Energy Use / Area	Total Cost	Cost / Unit	Cost / Area
<b>Place Summary Report</b>						
<b>Area: 10,748,824 SqFt</b>						
<b>Billing Period: Oct 2017</b>						
ELECTRIC	7,140,505.00 kWh	24,370,544 KBtu	2.267 KBtu/SqFt	\$1,005,427.85	\$0.141 /kWh	\$0.094 /SqFt
NATURALGAS	33,128.00 CCF	3,412,184 KBtu	0.317 KBtu/SqFt	\$39,695.60	\$1.198 /CCF	\$0.004 /SqFt
SEWER	17,898.00 CCF			\$55,146.44	\$3.081 /CCF	\$0.005 /SqFt
WATER	65,461.00 CCF			\$258,952.64	\$3.956 /CCF	\$0.024 /SqFt
<b>Totals:</b>		<b>27,782,728 KBtu</b>	<b>2.585 KBtu/SqFt</b>	<b>\$1,359,222.53</b>		

\* Please note per area calculations only include buildings with a floor area greater than 0.

**Requested by:** deiland

**Client version:**

**Report version:** 7

**Filters:** Meters in Building Name: Not one of NORTHEAST BOOK DEPOSITORY 814;ZACH WHITE MODULAR SCHOOL 147;START SCHOOL EARLY 1 DAY  
VALUE;STADIUM RATE CHANGES;SKY PARK IB1;SKY PARK I 200;SKY PARK;REMCON COTTAGES;PARKDALE COTTAGES 957;NEW COMPUTERS SINCE JUNE  
1990;Lighting;HONDO PASS COTTAGES;Butterfield Trail Warehouse;BRANON COTTAGES 955;BLUE FLAME BLDG.;BARCELONA COTTAGES;ALL REFUNDS AND  
REBATES; ; Bill is Void Equals 0; Account is Active Equals 1; Vendor Bill Equals 1; ; Billing Period Equals Oct 2017

**Record count:** 0