

el Paso

Energy CAP

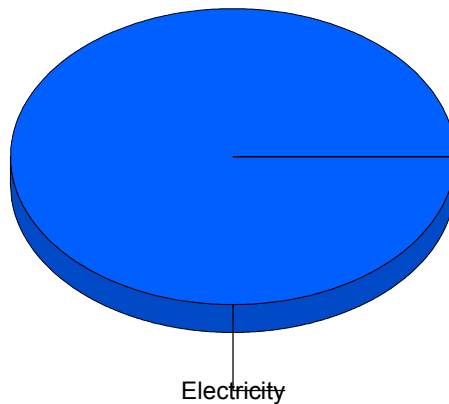
Cost Avoidance Program

Cost Summary Graph

Grouped by Energy Type

Energy Type	Use	Units	Meter Cost	Special Charges	Total Cost	Avg Unit Cost	% of Total Cost
Site: ALAMO ELEMENTARY SCH - ALAMO ELEMENTARY SCH							
Electricity		5,000 KWH	\$545.58	\$0.00	\$545.58	0.1091	100.00%
Total Cost:			\$545.58	\$0.00	\$545.58		

For ALAMO
ELEMENTARY
SCH



■ Electricity	100.0%
Total:	100.0%

Filters: Cost Center Name Not Equal To DoNotReport; Billing Period Equal To 201511All Meter CodesAll Group Names

elpaso

Energy CAP

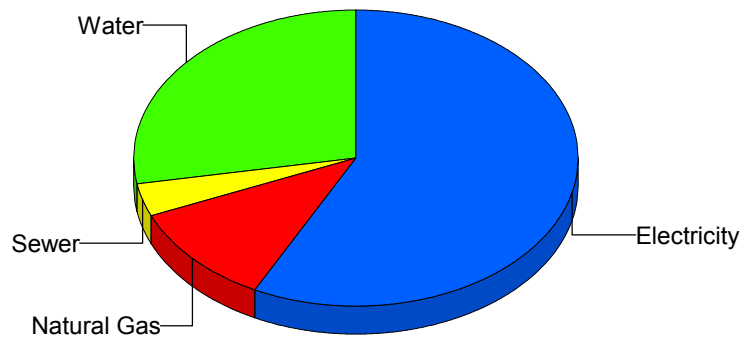
Cost Avoidance Program

Cost Summary Graph

Grouped by Energy Type

Energy Type	Use	Units	Meter Cost	Special Charges	Total Cost	Avg Unit Cost	% of Total Cost
Site: ALTA VISTA ELEMENTAR - ALTA VISTA ELEMENTAR							
Electricity	29,100	KWH	\$2,621.95	\$0.00	\$2,621.95	0.0901	57.60%
Natural Gas	591	CCF	\$505.42	\$0.00	\$505.42	0.8552	11.10%
Water	302	CCF	\$1,259.43	\$0.00	\$1,259.43	4.1703	27.67%
Sewer	64	CCF	\$164.83	\$0.00	\$164.83	2.5755	3.62%
Total Cost:			\$4,551.63	\$0.00	\$4,551.63		

For ALTA
VISTA
ELEMENTAR



Electricity	57.6%
Natural Gas	11.1%
Sewer	3.6%
Water	27.7%
Total:	100.0%

Filters: Cost Center Name Not Equal To DoNotReport; Billing Period Equal To 201511All Meter CodesAll Group Names

elpaso

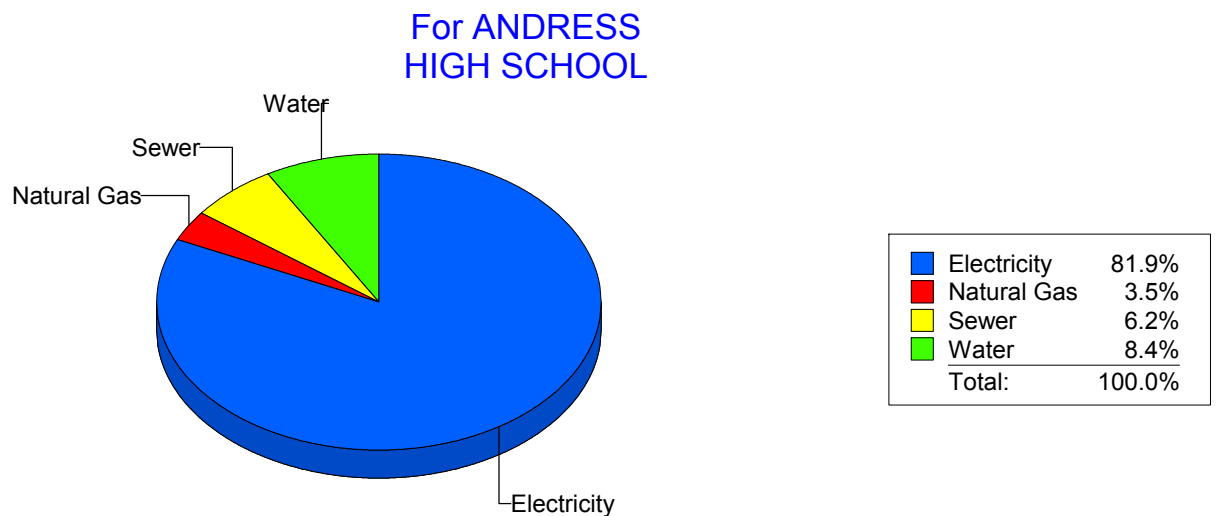
Energy CAP

Cost Avoidance Program

Cost Summary Graph

Grouped by Energy Type

Energy Type	Use	Units	Meter Cost	Special Charges	Total Cost	Avg Unit Cost	% of Total Cost
Site: ANDRESS HIGH SCHOOL - ANDRESS HIGH SCHOOL							
Electricity	174,709	KWH	\$14,824.61	\$0.00	\$14,824.61	0.0849	81.90%
Natural Gas	620	CCF	\$635.11	\$0.00	\$635.11	1.0244	3.51%
Water	814	CCF	\$1,513.74	\$0.00	\$1,513.74	1.8596	8.36%
Sewer	649	CCF	\$1,127.75	\$0.00	\$1,127.75	1.7377	6.23%
Total Cost:			\$18,101.21	\$0.00	\$18,101.21		



Filters: Cost Center Name Not Equal To DoNotReport; Billing Period Equal To 201511All Meter CodesAll Group Names

elpaso

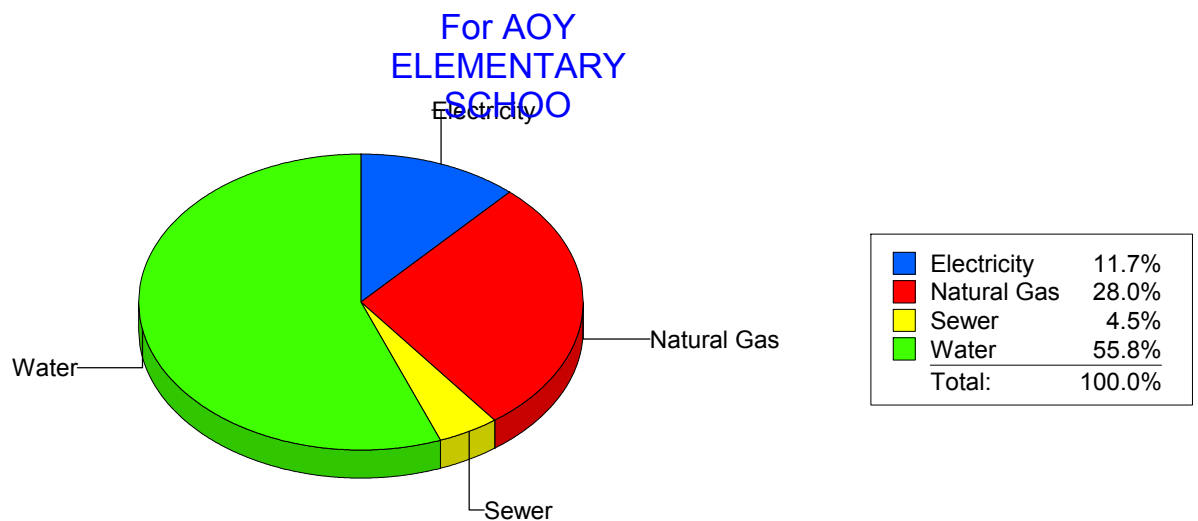
Energy CAP

Cost Avoidance Program

Cost Summary Graph

Grouped by Energy Type

Energy Type	Use	Units	Meter Cost	Special Charges	Total Cost	Avg Unit Cost	% of Total Cost
Site: AOY ELEMENTARY SCHOO - AOY ELEMENTARY SCHOO							
Electricity	1,162	KWH	\$158.72	\$0.00	\$158.72	0.1366	11.71%
Natural Gas	327	CCF	\$379.03	\$0.00	\$379.03	1.1591	27.97%
Water	176	CCF	\$756.71	\$0.00	\$756.71	4.2995	55.84%
Sewer	2	CCF	\$60.77	\$0.00	\$60.77	30.3850	4.48%
Total Cost:			\$1,355.23	\$0.00	\$1,355.23		



Filters: Cost Center Name Not Equal To DoNotReport; Billing Period Equal To 201511All Meter CodesAll Group Names

elpaso

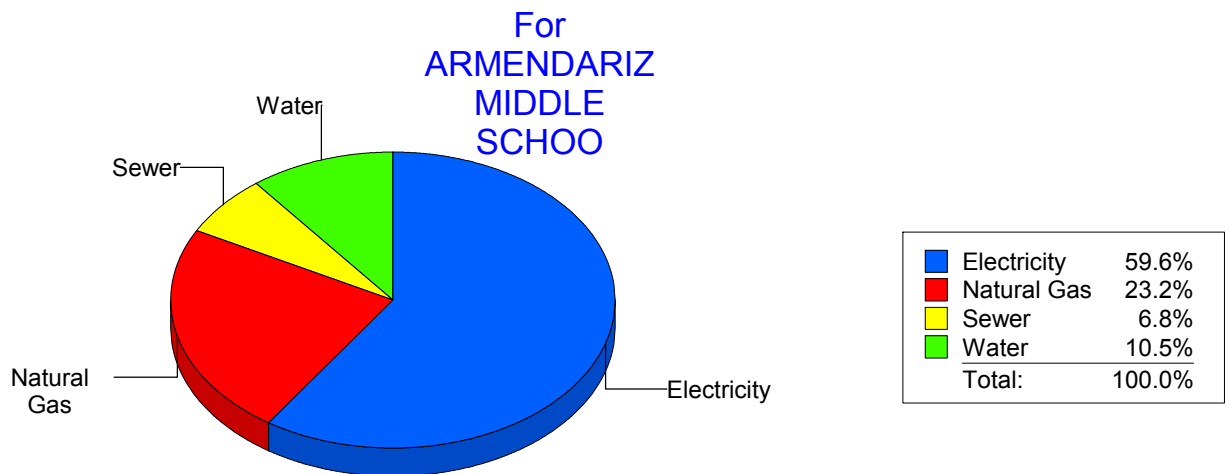
Energy CAP

Cost Avoidance Program

Cost Summary Graph

Grouped by Energy Type

Energy Type	Use	Units	Meter Cost	Special Charges	Total Cost	Avg Unit Cost	% of Total Cost
Site: ARMENDARIZ MIDDLE SCHOO - ARMENDARIZ MIDDLE SCHOO							
Electricity	292	KWH	\$4,318.85	\$0.00	\$4,318.85	14.7906	59.56%
Natural Gas	3,414	CCF	\$1,682.15	\$0.00	\$1,682.15	0.4927	23.20%
Water	273	CCF	\$757.79	\$0.00	\$757.79	2.7758	10.45%
Sewer	164	CCF	\$491.93	\$0.00	\$491.93	2.9996	6.78%
Total Cost:			\$7,250.72	\$0.00	\$7,250.72		



Filters: Cost Center Name Not Equal To DoNotReport; Billing Period Equal To 201511All Meter CodesAll Group Names

elpaso

Energy CAP

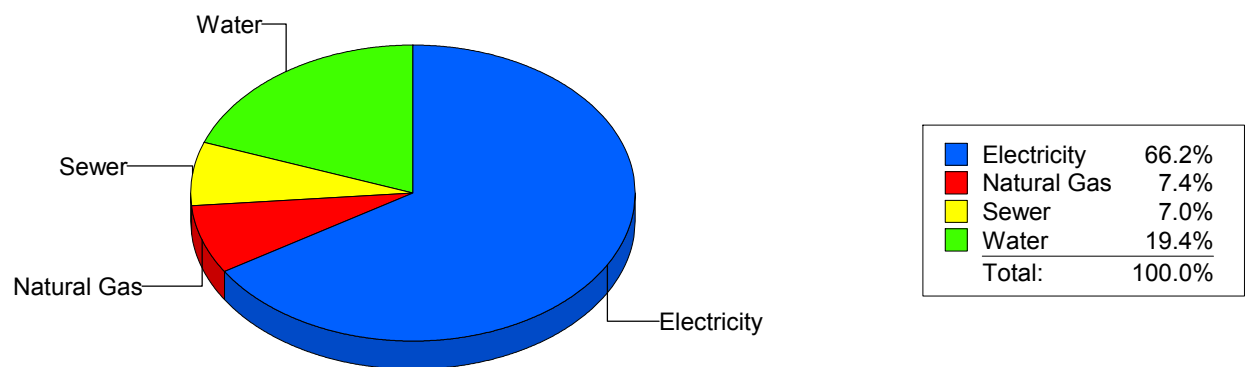
Cost Avoidance Program

Cost Summary Graph

Grouped by Energy Type

Energy Type	Use	Units	Meter Cost	Special Charges	Total Cost	Avg Unit Cost	% of Total Cost
Site: AUSTIN HIGH SCHOOL - AUSTIN HIGH SCHOOL							
Electricity	147,961	KWH	\$14,487.38	\$0.00	\$14,487.38	0.0979	66.18%
Natural Gas	2,786	CCF	\$1,625.84	\$0.00	\$1,625.84	0.5836	7.43%
Water	923	CCF	\$4,242.29	\$0.00	\$4,242.29	4.5962	19.38%
Sewer	604	CCF	\$1,534.04	\$0.00	\$1,534.04	2.5398	7.01%
Total Cost:			\$21,889.55	\$0.00	\$21,889.55		

For AUSTIN
HIGH SCHOOL



Filters: Cost Center Name Not Equal To DoNotReport; Billing Period Equal To 201511All Meter CodesAll Group Names

elpaso

Energy CAP

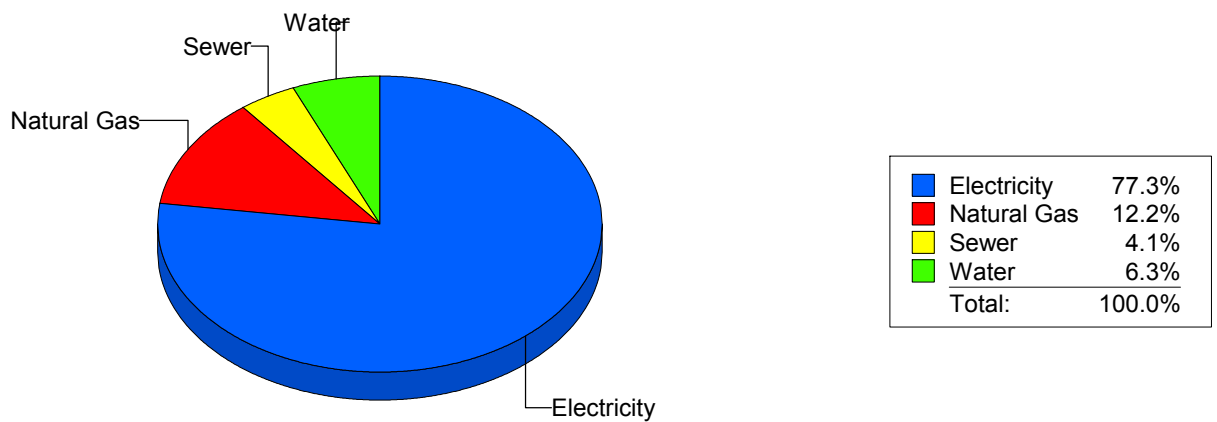
Cost Avoidance Program

Cost Summary Graph

Grouped by Energy Type

Energy Type	Use	Units	Meter Cost	Special Charges	Total Cost	Avg Unit Cost	% of Total Cost
Site: BARRON - BARRON							
Electricity	66,457	KWH	\$7,060.81	\$0.00	\$7,060.81	0.1062	77.29%
Natural Gas	1,924	CCF	\$1,118.66	\$0.00	\$1,118.66	0.5814	12.25%
Water	93	CCF	\$579.89	\$0.00	\$579.89	6.2354	6.35%
Sewer	68	CCF	\$376.04	\$0.00	\$376.04	5.5300	4.12%
Total Cost:			\$9,135.40	\$0.00	\$9,135.40		

For BARRON



Filters: Cost Center Name Not Equal To DoNotReport; Billing Period Equal To 201511All Meter CodesAll Group Names

elpaso

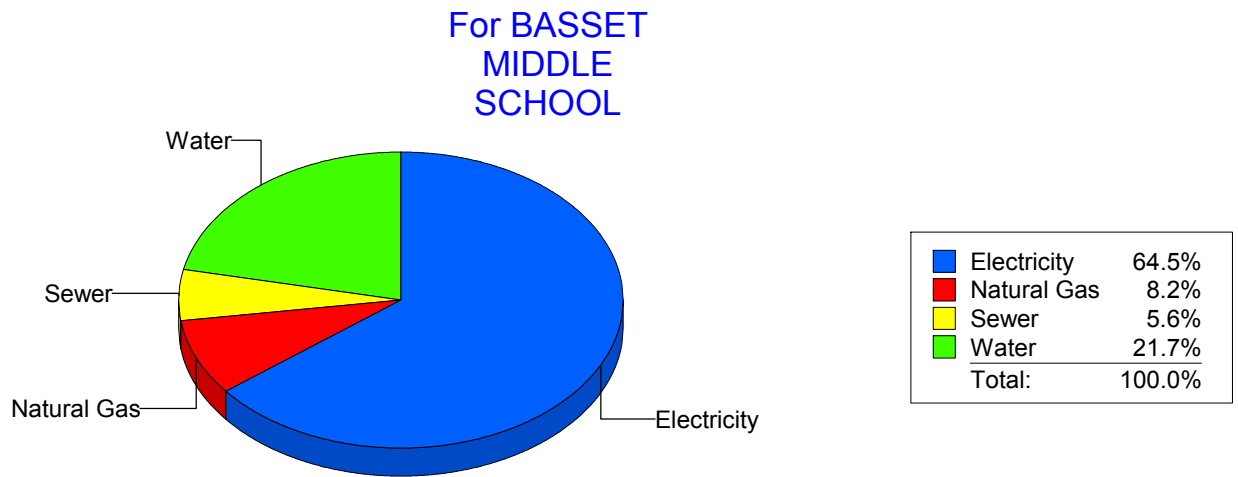
Energy CAP

Cost Avoidance Program

Cost Summary Graph

Grouped by Energy Type

Energy Type	Use	Units	Meter Cost	Special Charges	Total Cost	Avg Unit Cost	% of Total Cost
Site: BASSET MIDDLE SCHOOL - BASSET MIDDLE SCHOOL							
Electricity	59,516	KWH	\$6,515.83	\$0.00	\$6,515.83	0.1095	64.54%
Natural Gas	1,301	CCF	\$825.77	\$0.00	\$825.77	0.6347	8.18%
Water	753	CCF	\$2,189.98	\$0.00	\$2,189.98	2.9083	21.69%
Sewer	271	CCF	\$564.53	\$0.00	\$564.53	2.0831	5.59%
Total Cost:			\$10,096.11	\$0.00	\$10,096.11		



Filters: Cost Center Name Not Equal To DoNotReport; Billing Period Equal To 201511All Meter CodesAll Group Names

elpaso

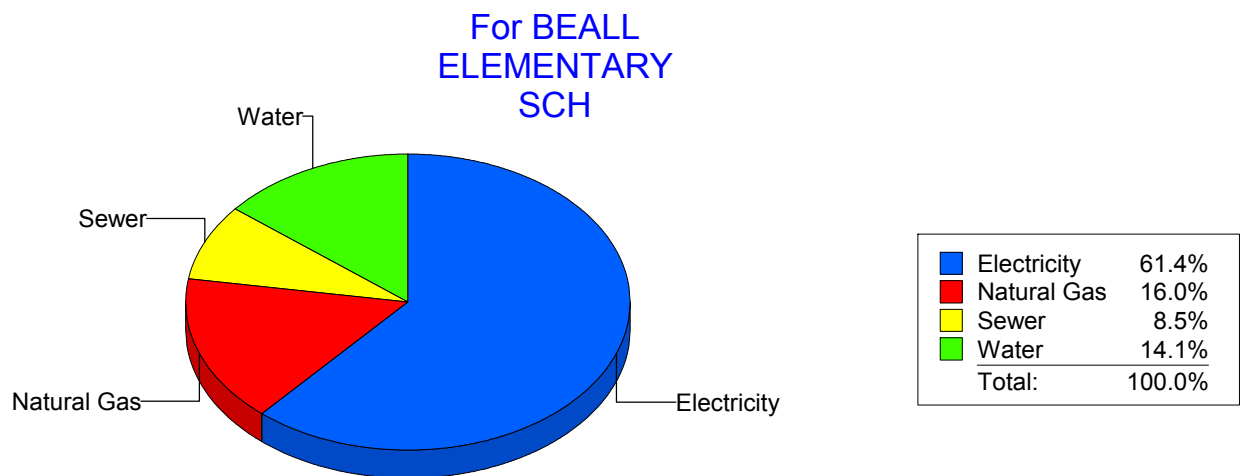
Energy CAP

Cost Avoidance Program

Cost Summary Graph

Grouped by Energy Type

Energy Type	Use	Units	Meter Cost	Special Charges	Total Cost	Avg Unit Cost	% of Total Cost
Site: BEALL ELEMENTARY SCH - BEALL ELEMENTARY SCH							
Electricity	20,014	KWH	\$2,058.04	\$0.00	\$2,058.04	0.1028	61.36%
Natural Gas	674	CCF	\$537.85	\$0.00	\$537.85	0.7980	16.04%
Water	162	CCF	\$473.58	\$0.00	\$473.58	2.9233	14.12%
Sewer	83	CCF	\$284.41	\$0.00	\$284.41	3.4266	8.48%
Total Cost:			\$3,353.88	\$0.00	\$3,353.88		



Filters: Cost Center Name Not Equal To DoNotReport; Billing Period Equal To 201511All Meter CodesAll Group Names

elpaso

Energy CAP

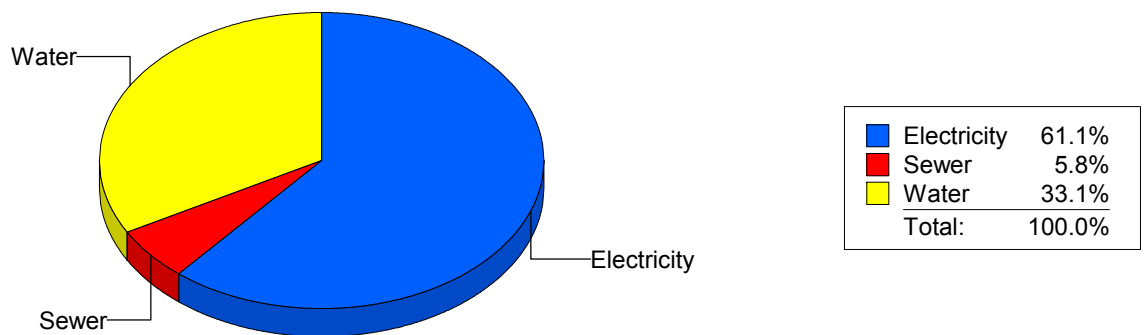
Cost Avoidance Program

Cost Summary Graph

Grouped by Energy Type

Energy Type	Use	Units	Meter Cost	Special Charges	Total Cost	Avg Unit Cost	% of Total Cost
Site: BLISS ELEMENTARY - BLISS ELEMENTARY							
Electricity	26,316	KWH	\$3,053.92	\$0.00	\$3,053.92	0.1160	61.11%
Water	393	CCF	\$1,656.24	\$0.00	\$1,656.24	4.2144	33.14%
Sewer	85	CCF	\$287.39	\$0.00	\$287.39	3.3811	5.75%
Total Cost:			\$4,997.55	\$0.00	\$4,997.55		

For BLISS
ELEMENTARY



Filters: Cost Center Name Not Equal To DoNotReport; Billing Period Equal To 201511All Meter CodesAll Group Names

elpaso

Energy CAP

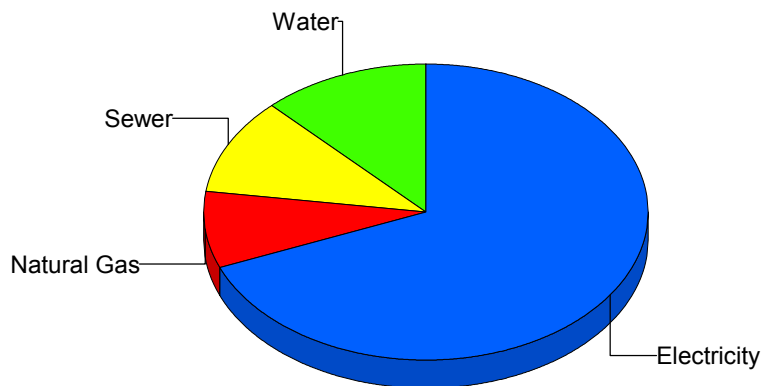
Cost Avoidance Program

Cost Summary Graph

Grouped by Energy Type

Energy Type	Use	Units	Meter Cost	Special Charges	Total Cost	Avg Unit Cost	% of Total Cost
Site: BOND - BOND ELEMENTARY							
Electricity	23,563	KWH	\$2,710.02	\$0.00	\$2,710.02	0.1150	68.97%
Natural Gas	222	CCF	\$328.54	\$0.00	\$328.54	1.4799	8.36%
Water	137	CCF	\$481.93	\$0.00	\$481.93	3.5177	12.26%
Sewer	120	CCF	\$409.01	\$0.00	\$409.01	3.4084	10.41%
Total Cost:			\$3,929.50	\$0.00	\$3,929.50		

For BOND
ELEMENTARY



Electricity	69.0%
Natural Gas	8.4%
Sewer	10.4%
Water	12.3%
Total:	100.0%

Filters: Cost Center Name Not Equal To DoNotReport; Billing Period Equal To 201511All Meter CodesAll Group Names

elpaso

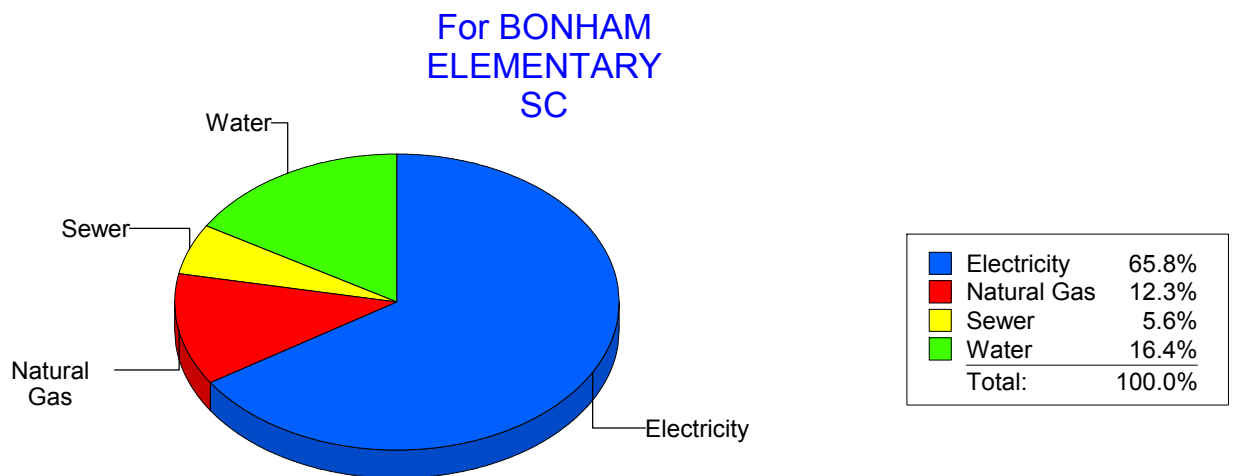
Energy CAP

Cost Avoidance Program

Cost Summary Graph

Grouped by Energy Type

Energy Type	Use	Units	Meter Cost	Special Charges	Total Cost	Avg Unit Cost	% of Total Cost
Site: BONHAM ELEMENTARY SC - BONHAM ELEMENTARY SC							
Electricity	23,451	KWH	\$3,367.50	\$0.00	\$3,367.50	0.1436	65.76%
Natural Gas	1,115	CCF	\$628.96	\$0.00	\$628.96	0.5641	12.28%
Water	247	CCF	\$839.41	\$0.00	\$839.41	3.3984	16.39%
Sewer	98	CCF	\$285.08	\$0.00	\$285.08	2.9090	5.57%
Total Cost:			\$5,120.95	\$0.00	\$5,120.95		



Filters: Cost Center Name Not Equal To DoNotReport; Billing Period Equal To 201511All Meter CodesAll Group Names

elpaso

Energy CAP

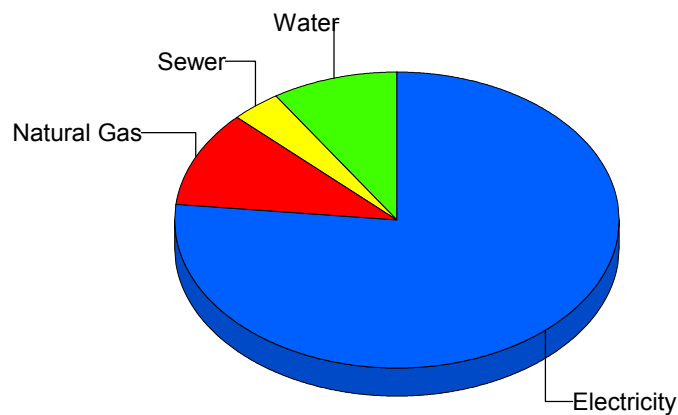
Cost Avoidance Program

Cost Summary Graph

Grouped by Energy Type

Energy Type	Use	Units	Meter Cost	Special Charges	Total Cost	Avg Unit Cost	% of Total Cost
Site: BOWIE HIGH SCHOOL - BOWIE HIGH SCHOOL							
Electricity	279,714	KWH	\$23,729.33	\$0.00	\$23,729.33	0.0848	76.77%
Natural Gas	6,565	CCF	\$3,214.83	\$0.00	\$3,214.83	0.4897	10.40%
Water	1,349	CCF	\$2,828.93	\$0.00	\$2,828.93	2.0971	9.15%
Sewer	441	CCF	\$1,134.87	\$0.00	\$1,134.87	2.5734	3.67%
Total Cost:			\$30,907.96	\$0.00	\$30,907.96		

For BOWIE
HIGH SCHOOL



Electricity	76.8%
Natural Gas	10.4%
Sewer	3.7%
Water	9.2%
Total:	100.0%

Filters: Cost Center Name Not Equal To DoNotReport; Billing Period Equal To 201511All Meter CodesAll Group Names

elpaso

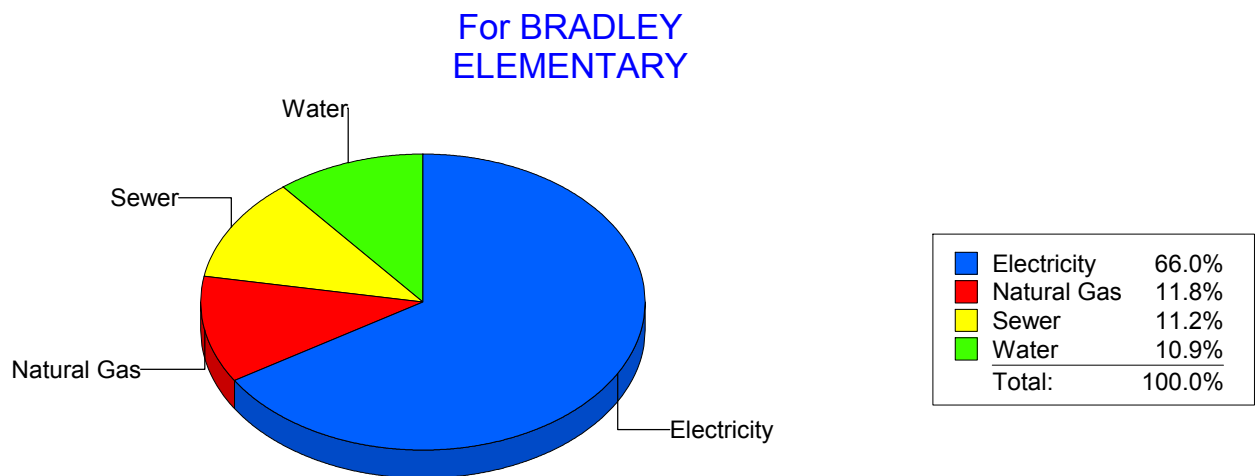
Energy CAP

Cost Avoidance Program

Cost Summary Graph

Grouped by Energy Type

Energy Type	Use	Units	Meter Cost	Special Charges	Total Cost	Avg Unit Cost	% of Total Cost
Site: BRADLEY ELEMENTARY - BRADLEY ELEMENTARY							
Electricity	24,900	KWH	\$2,387.38	\$0.00	\$2,387.38	0.0959	66.05%
Natural Gas	677	CCF	\$427.47	\$0.00	\$427.47	0.6314	11.83%
Water	101	CCF	\$395.67	\$0.00	\$395.67	3.9175	10.95%
Sewer	105	CCF	\$404.02	\$0.00	\$404.02	3.8478	11.18%
Total Cost:			\$3,614.54	\$0.00	\$3,614.54		



Filters: Cost Center Name Not Equal To DoNotReport; Billing Period Equal To 201511All Meter CodesAll Group Names

elpaso

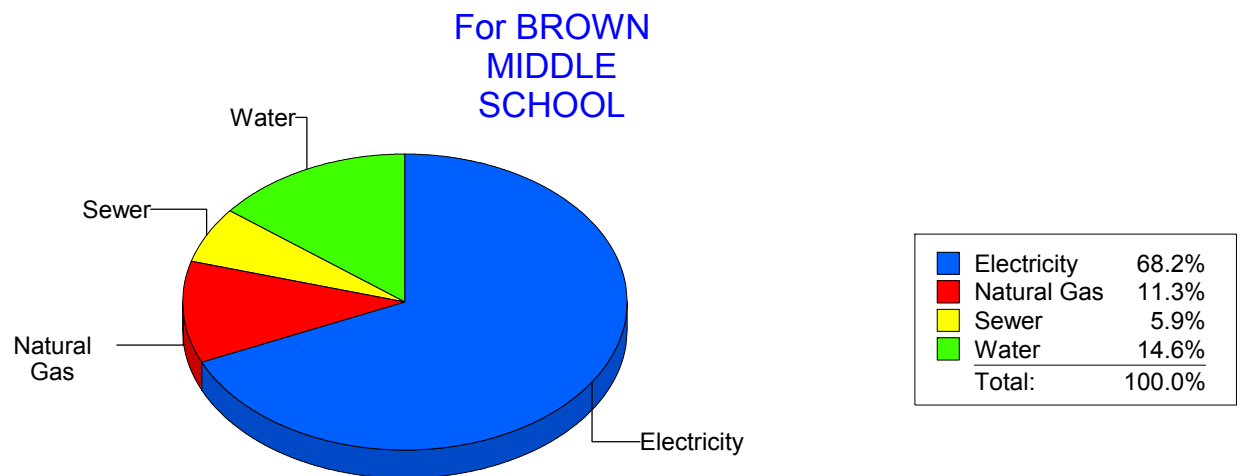
Energy CAP

Cost Avoidance Program

Cost Summary Graph

Grouped by Energy Type

Energy Type	Use	Units	Meter Cost	Special Charges	Total Cost	Avg Unit Cost	% of Total Cost
Site: BROWN MIDDLE SCHOOL - BROWN MIDDLE SCHOOL							
Electricity	88,800	KWH	\$8,515.71	\$0.00	\$8,515.71	0.0959	68.21%
Natural Gas	2,806	CCF	\$1,406.89	\$0.00	\$1,406.89	0.5014	11.27%
Water	710	CCF	\$1,820.06	\$0.00	\$1,820.06	2.5635	14.58%
Sewer	332	CCF	\$742.25	\$0.00	\$742.25	2.2357	5.95%
Total Cost:			\$12,484.91	\$0.00	\$12,484.91		



Filters: Cost Center Name Not Equal To DoNotReport; Billing Period Equal To 201511All Meter CodesAll Group Names

elpaso

Energy CAP

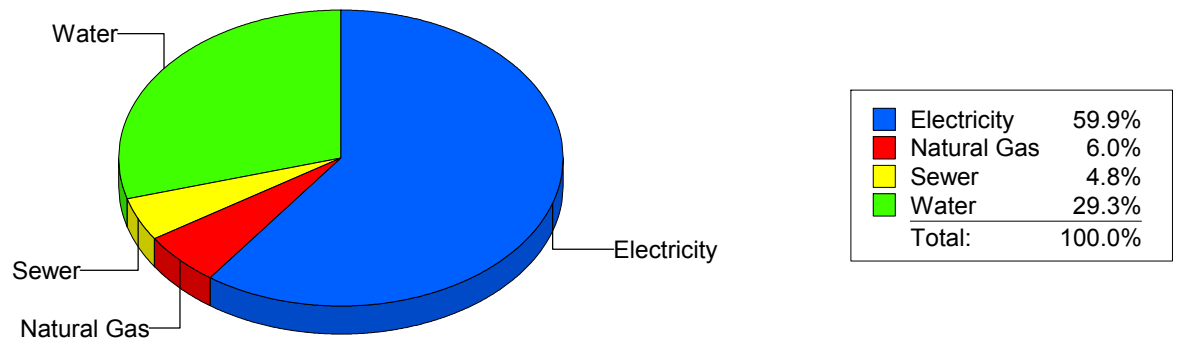
Cost Avoidance Program

Cost Summary Graph

Grouped by Energy Type

Energy Type	Use	Units	Meter Cost	Special Charges	Total Cost	Avg Unit Cost	% of Total Cost
Site: BURGESS HIGH SCHOOL - BURGESS HIGH SCHOOL							
Electricity	104,564	KWH	\$10,513.20	\$0.00	\$10,513.20	0.1005	59.92%
Natural Gas	1,542	CCF	\$1,049.64	\$0.00	\$1,049.64	0.6807	5.98%
Water	1,407	CCF	\$5,145.35	\$0.00	\$5,145.35	3.6570	29.33%
Sewer	287	CCF	\$835.94	\$0.00	\$835.94	2.9127	4.76%
Total Cost:			\$17,544.13	\$0.00	\$17,544.13		

For BURGESS
HIGH SCHOOL



Filters: Cost Center Name Not Equal To DoNotReport; Billing Period Equal To 201511All Meter CodesAll Group Names

elpaso

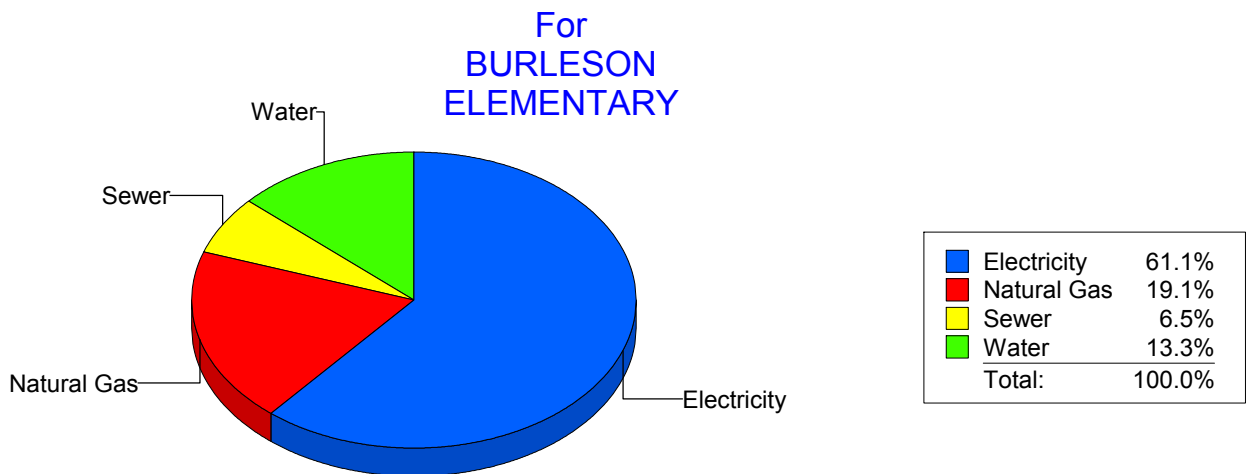
Energy CAP

Cost Avoidance Program

Cost Summary Graph

Grouped by Energy Type

Energy Type	Use	Units	Meter Cost	Special Charges	Total Cost	Avg Unit Cost	% of Total Cost
Site: BURLESON ELEMENTARY - BURLESON ELEMENTARY							
Electricity	20,640	KWH	\$2,287.12	\$0.00	\$2,287.12	0.1108	61.15%
Natural Gas	796	CCF	\$714.65	\$0.00	\$714.65	0.8978	19.11%
Water	188	CCF	\$496.66	\$0.00	\$496.66	2.6418	13.28%
Sewer	69	CCF	\$241.75	\$0.00	\$241.75	3.5036	6.46%
Total Cost:			\$3,740.18	\$0.00	\$3,740.18		



Filters: Cost Center Name Not Equal To DoNotReport; Billing Period Equal To 201511All Meter CodesAll Group Names

elpaso

Energy CAP

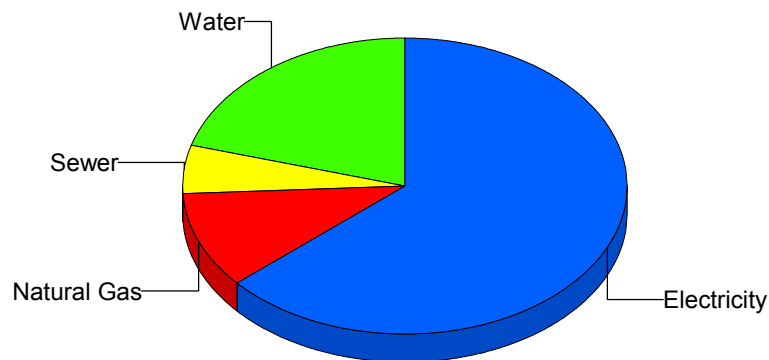
Cost Avoidance Program

Cost Summary Graph

Grouped by Energy Type

Energy Type	Use	Units	Meter Cost	Special Charges	Total Cost	Avg Unit Cost	% of Total Cost
Site: BURNET ELEMENTARY - BURNET ELEMENTARY							
Electricity	17,398	KWH	\$2,544.57	\$0.00	\$2,544.57	0.1463	63.64%
Natural Gas	179	CCF	\$422.99	\$0.00	\$422.99	2.3631	10.58%
Water	127	CCF	\$822.01	\$0.00	\$822.01	6.4725	20.56%
Sewer	47	CCF	\$208.97	\$0.00	\$208.97	4.4462	5.23%
Total Cost:			\$3,998.54	\$0.00	\$3,998.54		

For BURNET
ELEMENTARY



Electricity	63.6%
Natural Gas	10.6%
Sewer	5.2%
Water	20.6%
Total:	100.0%

Filters: Cost Center Name Not Equal To DoNotReport; Billing Period Equal To 201511All Meter CodesAll Group Names

elpaso

Energy CAP

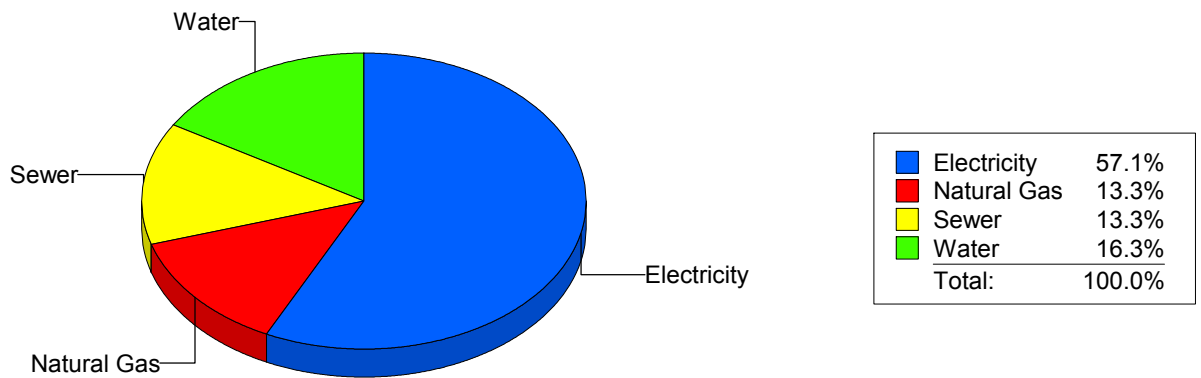
Cost Avoidance Program

Cost Summary Graph

Grouped by Energy Type

Energy Type	Use	Units	Meter Cost	Special Charges	Total Cost	Avg Unit Cost	% of Total Cost
Site: CANYON HILLS MIDDLE - CANYON HILLS MIDDLE							
Electricity	52,570	KWH	\$3,344.35	\$0.00	\$3,344.35	0.0636	57.09%
Natural Gas	1,204	CCF	\$780.04	\$0.00	\$780.04	0.6479	13.32%
Water	275	CCF	\$955.34	\$0.00	\$955.34	3.4740	16.31%
Sewer	190	CCF	\$778.24	\$0.00	\$778.24	4.0960	13.29%
Total Cost:			\$5,857.97	\$0.00	\$5,857.97		

For CANYON
HILLS MIDDLE



Filters: Cost Center Name Not Equal To DoNotReport; Billing Period Equal To 201511All Meter CodesAll Group Names

elpaso

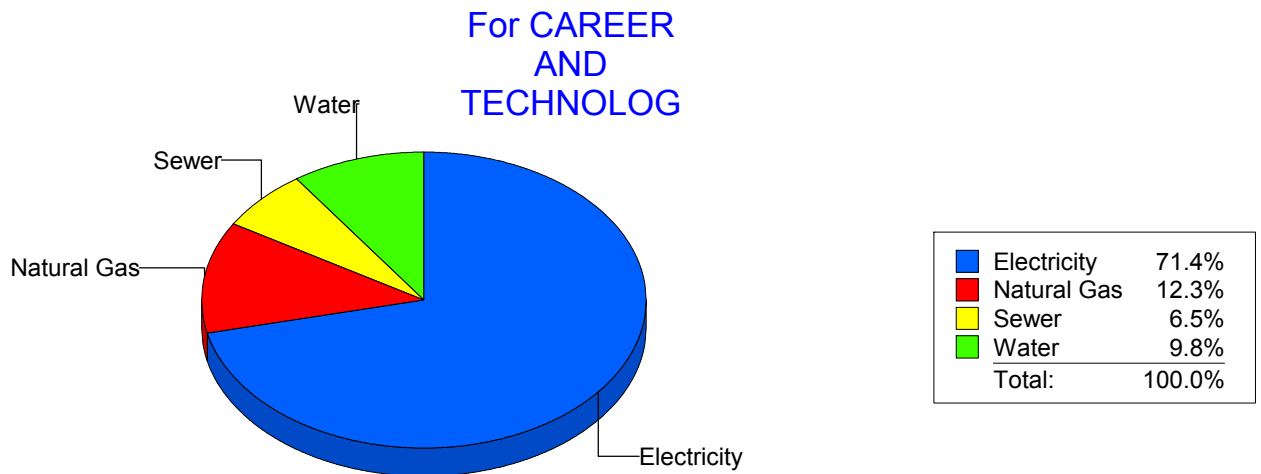
Energy CAP

Cost Avoidance Program

Cost Summary Graph

Grouped by Energy Type

Energy Type	Use	Units	Meter Cost	Special Charges	Total Cost	Avg Unit Cost	% of Total Cost
Site: CAREER AND TECHNOLOG - CAREER AND TECHNOLOG							
Electricity	81,160	KWH	\$8,190.85	\$0.00	\$8,190.85	0.1009	71.36%
Natural Gas	2,814	CCF	\$1,410.56	\$0.00	\$1,410.56	0.5013	12.29%
Water	367	CCF	\$1,127.50	\$0.00	\$1,127.50	3.0722	9.82%
Sewer	356	CCF	\$748.97	\$0.00	\$748.97	2.1038	6.53%
Total Cost:			\$11,477.88	\$0.00	\$11,477.88		



Filters: Cost Center Name Not Equal To DoNotReport; Billing Period Equal To 201511All Meter CodesAll Group Names

elpaso

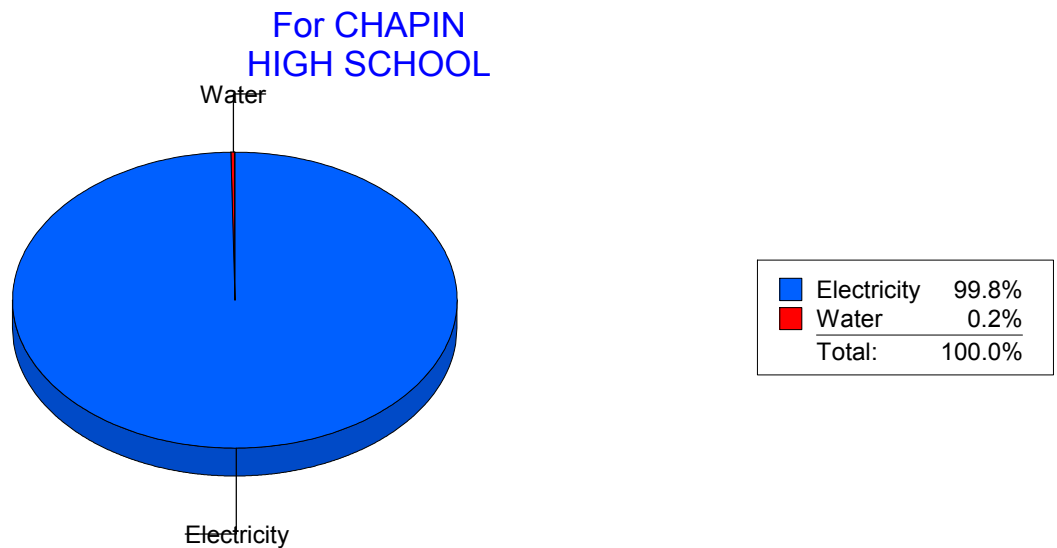
Energy CAP

Cost Avoidance Program

Cost Summary Graph

Grouped by Energy Type

Energy Type	Use	Units	Meter Cost	Special Charges	Total Cost	Avg Unit Cost	% of Total Cost
Site: CHAPIN HIGH SCHOOL - CHAPIN HIGH SCHOOL							
Electricity	271,654	KWH	\$25,922.29	\$0.00	\$25,922.29	0.0954	99.80%
Water	0	CCF	\$50.98	\$0.00	\$50.98	0.0000	0.20%
Total Cost:			\$25,973.27	\$0.00	\$25,973.27		



Filters: Cost Center Name Not Equal To DoNotReport; Billing Period Equal To 201511All Meter CodesAll Group Names

elpaso

Energy CAP

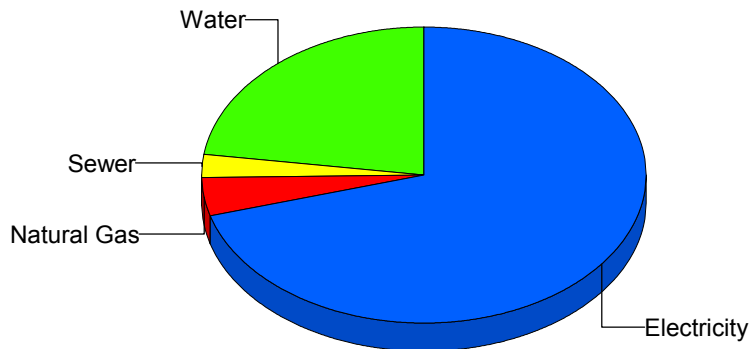
Cost Avoidance Program

Cost Summary Graph

Grouped by Energy Type

Energy Type	Use	Units	Meter Cost	Special Charges	Total Cost	Avg Unit Cost	% of Total Cost
Site: CIELO VISTA ELEMENTA - CIELO VISTA ELEMENTA							
Electricity	47,320	KWH	\$6,338.64	\$0.00	\$6,338.64	0.1340	70.55%
Natural Gas	333	CCF	\$370.91	\$0.00	\$370.91	1.1138	4.13%
Water	450	CCF	\$2,048.90	\$0.00	\$2,048.90	4.5531	22.80%
Sewer	44	CCF	\$226.30	\$0.00	\$226.30	5.1432	2.52%
Total Cost:			\$8,984.75	\$0.00	\$8,984.75		

For CIELO
VISTA
ELEMENTA



Electricity	70.5%
Natural Gas	4.1%
Sewer	2.5%
Water	22.8%
Total:	100.0%

Filters: Cost Center Name Not Equal To DoNotReport; Billing Period Equal To 201511All Meter CodesAll Group Names

elpaso

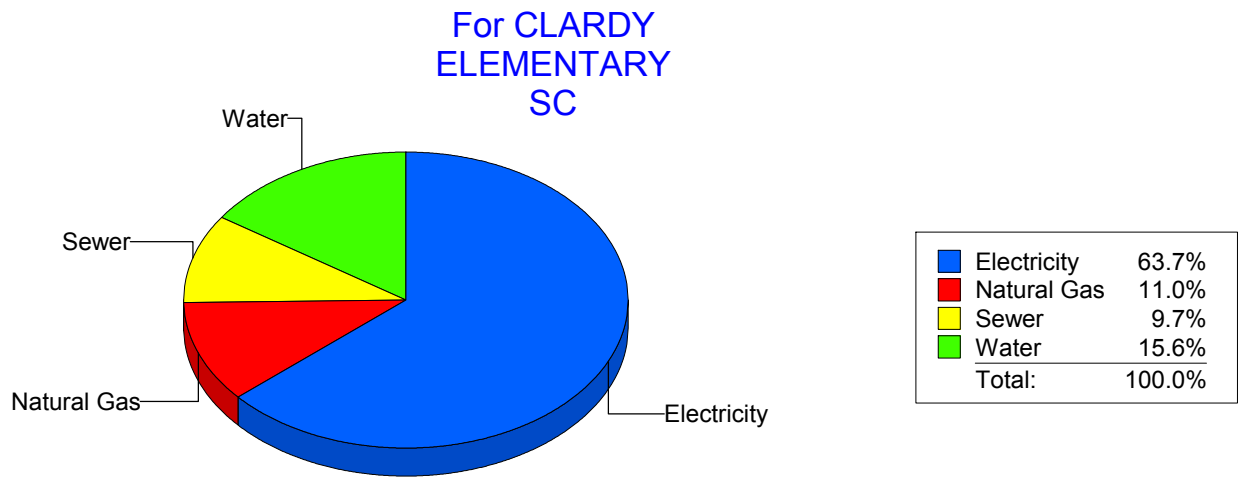
Energy CAP

Cost Avoidance Program

Cost Summary Graph

Grouped by Energy Type

Energy Type	Use	Units	Meter Cost	Special Charges	Total Cost	Avg Unit Cost	% of Total Cost
Site: CLARDY ELEMENTARY SC - CLARDY ELEMENTARY SC							
Electricity	24,483	KWH	\$2,965.21	\$0.00	\$2,965.21	0.1211	63.69%
Natural Gas	609	CCF	\$513.72	\$0.00	\$513.72	0.8435	11.03%
Water	268	CCF	\$724.82	\$0.00	\$724.82	2.7046	15.57%
Sewer	149	CCF	\$452.22	\$0.00	\$452.22	3.0350	9.71%
Total Cost:			\$4,655.97	\$0.00	\$4,655.97		



Filters: Cost Center Name Not Equal To DoNotReport; Billing Period Equal To 201511All Meter CodesAll Group Names

elpaso

Energy CAP

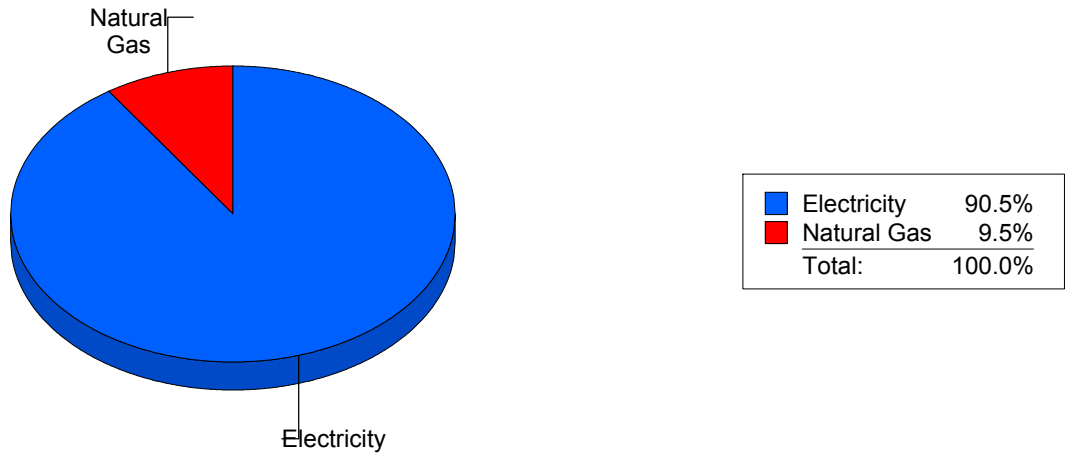
Cost Avoidance Program

Cost Summary Graph

Grouped by Energy Type

Energy Type	Use	Units	Meter Cost	Special Charges	Total Cost	Avg Unit Cost	% of Total Cost
Site: CLENDININ - CLENDININ							
Electricity	33,472	KWH	\$3,694.54	\$0.00	\$3,694.54	0.1104	90.48%
Natural Gas	593	CCF	\$388.82	\$0.00	\$388.82	0.6557	9.52%
Total Cost:			\$4,083.36	\$0.00	\$4,083.36		

For CLENDININ



Filters: Cost Center Name Not Equal To DoNotReport; Billing Period Equal To 201511All Meter CodesAll Group Names

elpaso

Energy CAP

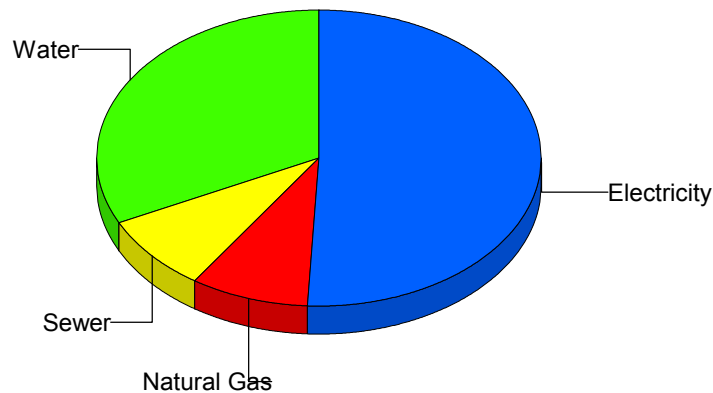
Cost Avoidance Program

Cost Summary Graph

Grouped by Energy Type

Energy Type	Use	Units	Meter Cost	Special Charges	Total Cost	Avg Unit Cost	% of Total Cost
Site: COLDWELL INTERMEDIAT - COLDWELL INTERMEDIAT							
Electricity	25,698	KWH	\$2,851.50	\$0.00	\$2,851.50	0.1110	50.93%
Natural Gas	273	CCF	\$471.18	\$0.00	\$471.18	1.7259	8.41%
Water	403	CCF	\$1,808.81	\$0.00	\$1,808.81	4.4884	32.30%
Sewer	182	CCF	\$467.91	\$0.00	\$467.91	2.5709	8.36%
Total Cost:			\$5,599.40	\$0.00	\$5,599.40		

For
COLDWELL
INTERMEDIAT



Electricity	50.9%
Natural Gas	8.4%
Sewer	8.4%
Water	32.3%
Total:	100.0%

Filters: Cost Center Name Not Equal To DoNotReport; Billing Period Equal To 201511All Meter CodesAll Group Names

elpaso

Energy CAP

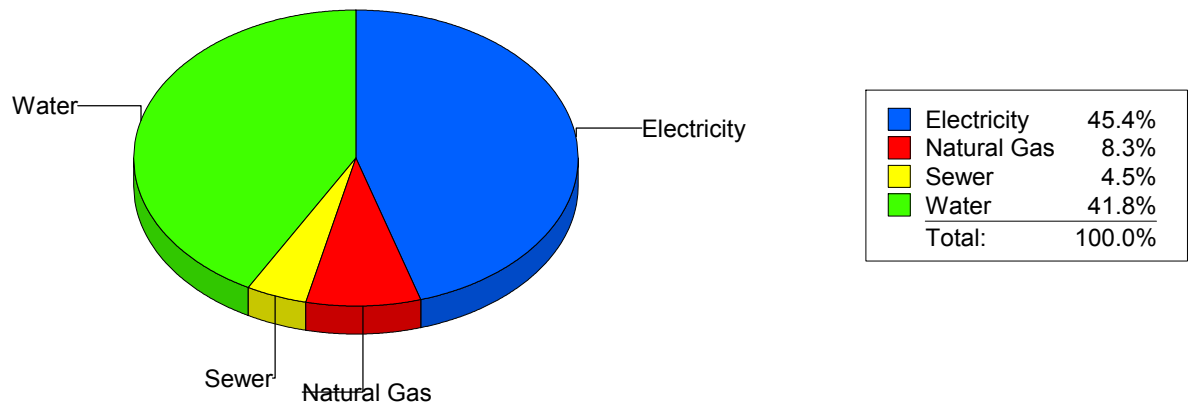
Cost Avoidance Program

Cost Summary Graph

Grouped by Energy Type

Energy Type	Use	Units	Meter Cost	Special Charges	Total Cost	Avg Unit Cost	% of Total Cost
Site: COLLINS ELEMENTARY - COLLINS ELEMENTARY							
Electricity	42,624	KWH	\$4,391.08	\$0.00	\$4,391.08	0.1030	45.35%
Natural Gas	1,246	CCF	\$806.76	\$0.00	\$806.76	0.6475	8.33%
Water	916	CCF	\$4,049.48	\$0.00	\$4,049.48	4.4208	41.82%
Sewer	184	CCF	\$434.90	\$0.00	\$434.90	2.3636	4.49%
Total Cost:			\$9,682.22	\$0.00	\$9,682.22		

For COLLINS
ELEMENTARY



Filters: Cost Center Name Not Equal To DoNotReport; Billing Period Equal To 201511All Meter CodesAll Group Names

elpaso

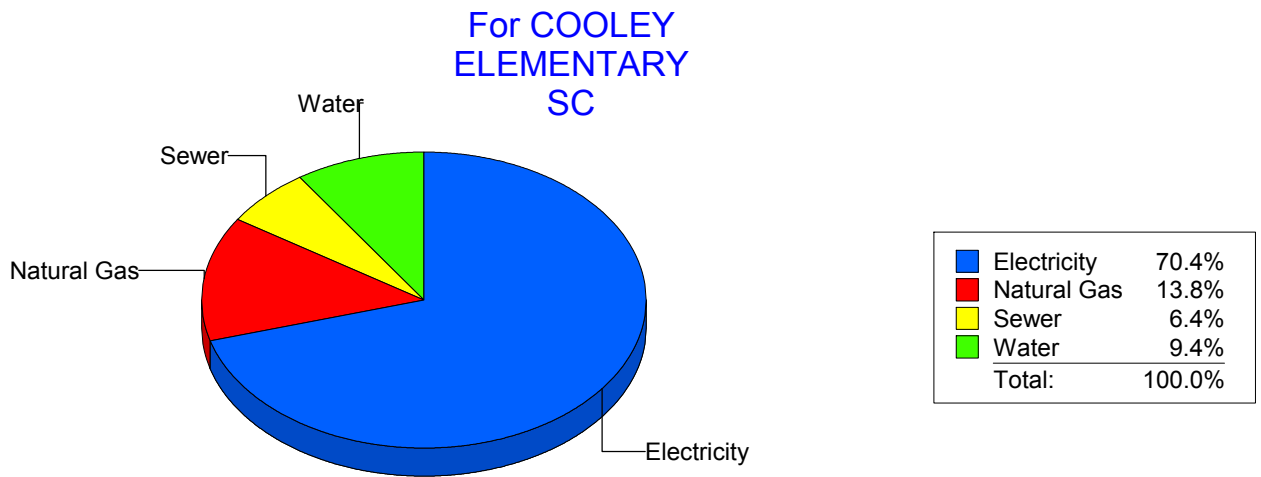
Energy CAP

Cost Avoidance Program

Cost Summary Graph

Grouped by Energy Type

Energy Type	Use	Units	Meter Cost	Special Charges	Total Cost	Avg Unit Cost	% of Total Cost
Site: COOLEY ELEMENTARY SC - COOLEY ELEMENTARY SC							
Electricity	70,200	KWH	\$7,116.95	\$0.00	\$7,116.95	0.1014	70.44%
Natural Gas	2,513	CCF	\$1,389.63	\$0.00	\$1,389.63	0.5530	13.75%
Water	261	CCF	\$949.62	\$0.00	\$949.62	3.6384	9.40%
Sewer	157	CCF	\$647.46	\$0.00	\$647.46	4.1239	6.41%
Total Cost:			\$10,103.66	\$0.00	\$10,103.66		



Filters: Cost Center Name Not Equal To DoNotReport; Billing Period Equal To 201511All Meter CodesAll Group Names

elpaso

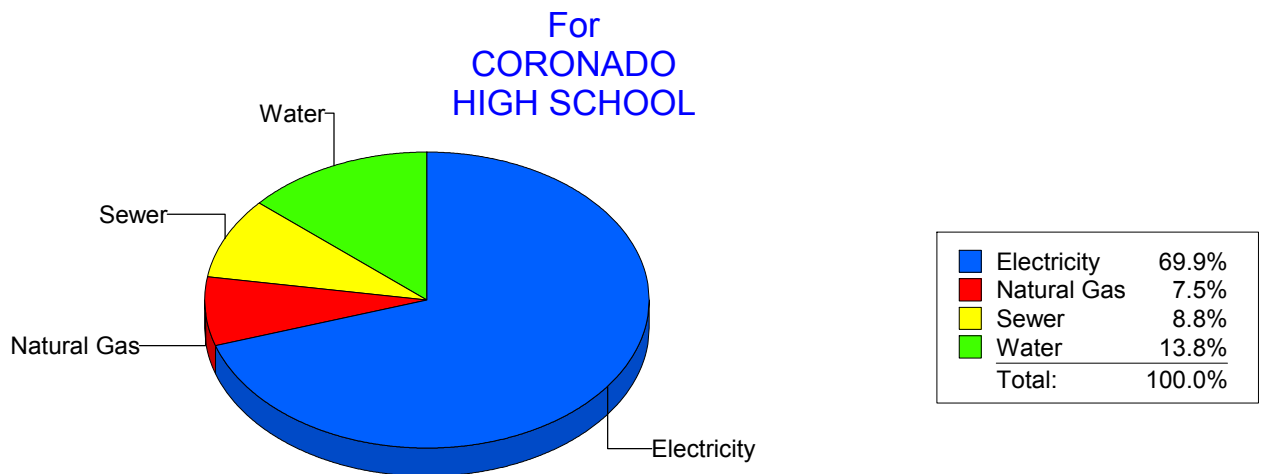
Energy CAP

Cost Avoidance Program

Cost Summary Graph

Grouped by Energy Type

Energy Type	Use	Units	Meter Cost	Special Charges	Total Cost	Avg Unit Cost	% of Total Cost
Site: CORONADO HIGH SCHOOL - CORONADO HIGH SCHOOL							
Electricity	178,950	KWH	\$18,719.65	\$0.00	\$18,719.65	0.1046	69.88%
Natural Gas	3,905	CCF	\$2,019.00	\$0.00	\$2,019.00	0.5170	7.54%
Water	2,242	CCF	\$3,683.82	\$0.00	\$3,683.82	1.6431	13.75%
Sewer	1,352	CCF	\$2,366.92	\$0.00	\$2,366.92	1.7507	8.84%
Total Cost:			\$26,789.39	\$0.00	\$26,789.39		



Filters: Cost Center Name Not Equal To DoNotReport; Billing Period Equal To 201511All Meter CodesAll Group Names

elpaso

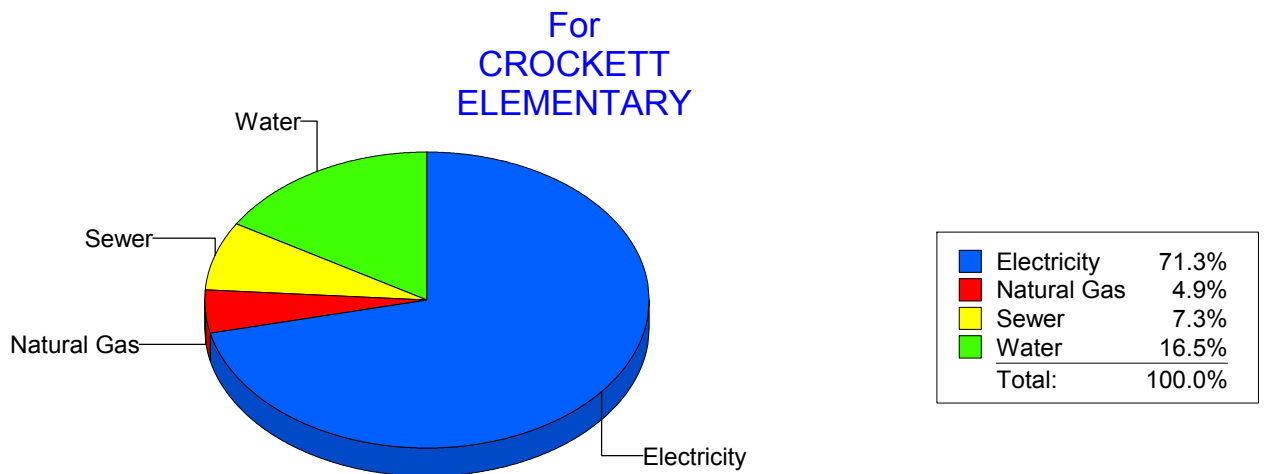
Energy CAP

Cost Avoidance Program

Cost Summary Graph

Grouped by Energy Type

Energy Type	Use	Units	Meter Cost	Special Charges	Total Cost	Avg Unit Cost	% of Total Cost
Site: CROCKETT - CROCKETT ELEMENTARY							
Electricity	25,386	KWH	\$2,583.83	\$0.00	\$2,583.83	0.1018	71.29%
Natural Gas	151	CCF	\$177.97	\$0.00	\$177.97	1.1786	4.91%
Water	129	CCF	\$597.07	\$0.00	\$597.07	4.6284	16.47%
Sewer	85	CCF	\$265.59	\$0.00	\$265.59	3.1246	7.33%
Total Cost:			\$3,624.46	\$0.00	\$3,624.46		



Filters: Cost Center Name Not Equal To DoNotReport; Billing Period Equal To 201511All Meter CodesAll Group Names

elpaso

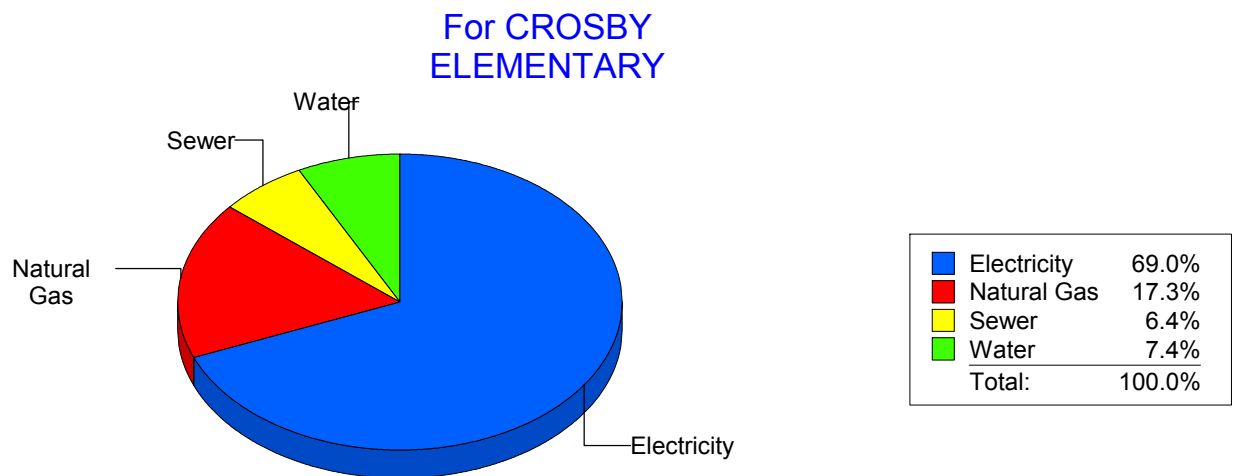
Energy CAP

Cost Avoidance Program

Cost Summary Graph

Grouped by Energy Type

Energy Type	Use	Units	Meter Cost	Special Charges	Total Cost	Avg Unit Cost	% of Total Cost
Site: CROSBY ELEMENTARY - CROSBY ELEMENTARY							
Electricity	28,698	KWH	\$2,817.51	\$0.00	\$2,817.51	0.0982	68.96%
Natural Gas	1,027	CCF	\$706.01	\$0.00	\$706.01	0.6874	17.28%
Water	93	CCF	\$302.56	\$0.00	\$302.56	3.2533	7.41%
Sewer	81	CCF	\$259.63	\$0.00	\$259.63	3.2053	6.35%
Total Cost:			\$4,085.71	\$0.00	\$4,085.71		



Filters: Cost Center Name Not Equal To DoNotReport; Billing Period Equal To 201511All Meter CodesAll Group Names

elpaso

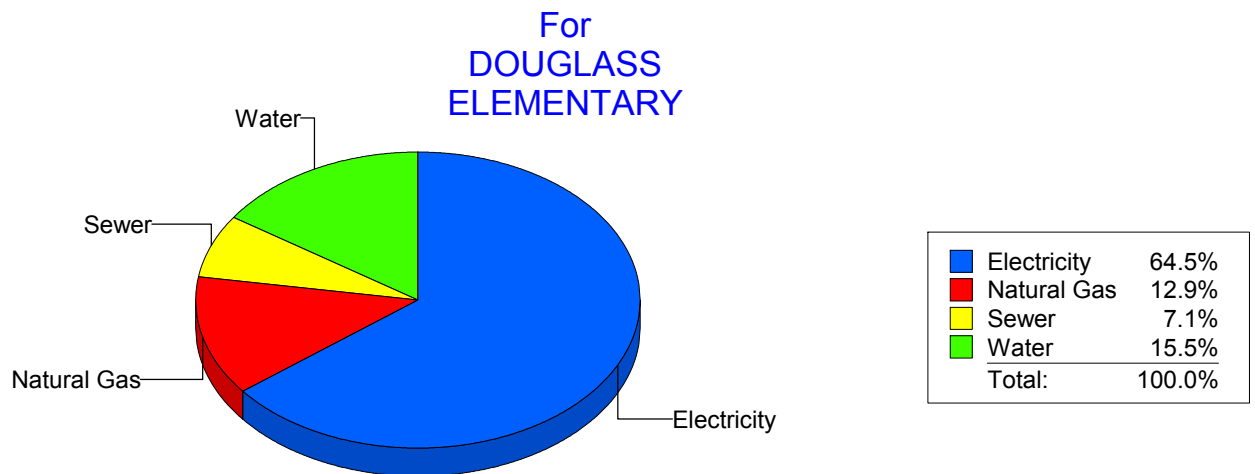
Energy CAP

Cost Avoidance Program

Cost Summary Graph

Grouped by Energy Type

Energy Type	Use	Units	Meter Cost	Special Charges	Total Cost	Avg Unit Cost	% of Total Cost
Site: DOUGLASS ELEMENTARY - DOUGLASS ELEMENTARY							
Electricity	30,129	KWH	\$2,951.02	\$0.00	\$2,951.02	0.0979	64.52%
Natural Gas	782	CCF	\$591.68	\$0.00	\$591.68	0.7566	12.94%
Water	206	CCF	\$706.85	\$0.00	\$706.85	3.4313	15.45%
Sewer	83	CCF	\$324.19	\$0.00	\$324.19	3.9059	7.09%
Total Cost:			\$4,573.74	\$0.00	\$4,573.74		



Filters: Cost Center Name Not Equal To DoNotReport; Billing Period Equal To 201511All Meter CodesAll Group Names

elpaso

Energy CAP

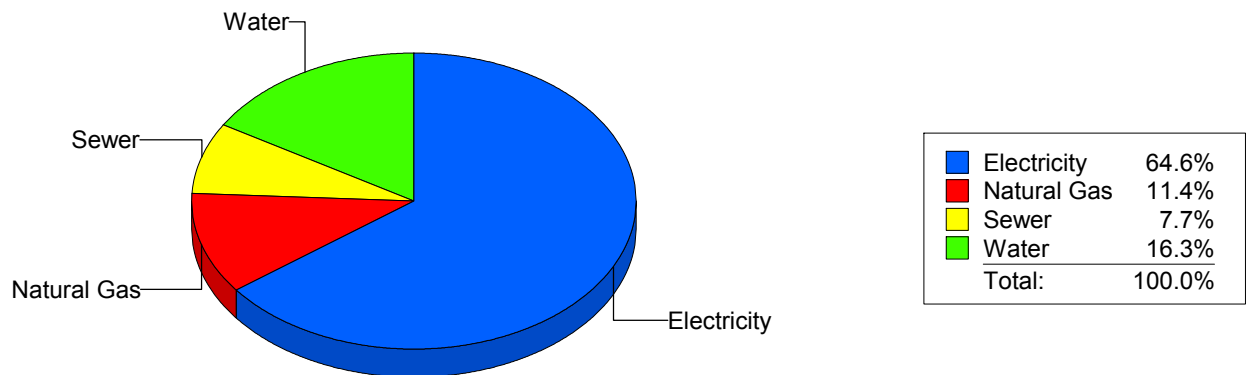
Cost Avoidance Program

Cost Summary Graph

Grouped by Energy Type

Energy Type	Use	Units	Meter Cost	Special Charges	Total Cost	Avg Unit Cost	% of Total Cost
Site: DOWELL ELEMENTARY - DOWELL ELEMENTARY							
Electricity	16,665	KWH	\$1,622.79	\$0.00	\$1,622.79	0.0974	64.61%
Natural Gas	374	CCF	\$285.24	\$0.00	\$285.24	0.7627	11.36%
Water	156	CCF	\$410.29	\$0.00	\$410.29	2.6301	16.34%
Sewer	91	CCF	\$193.38	\$0.00	\$193.38	2.1251	7.70%
Total Cost:			\$2,511.70	\$0.00	\$2,511.70		

For DOWELL
ELEMENTARY



Filters: Cost Center Name Not Equal To DoNotReport; Billing Period Equal To 201511All Meter CodesAll Group Names

elpaso

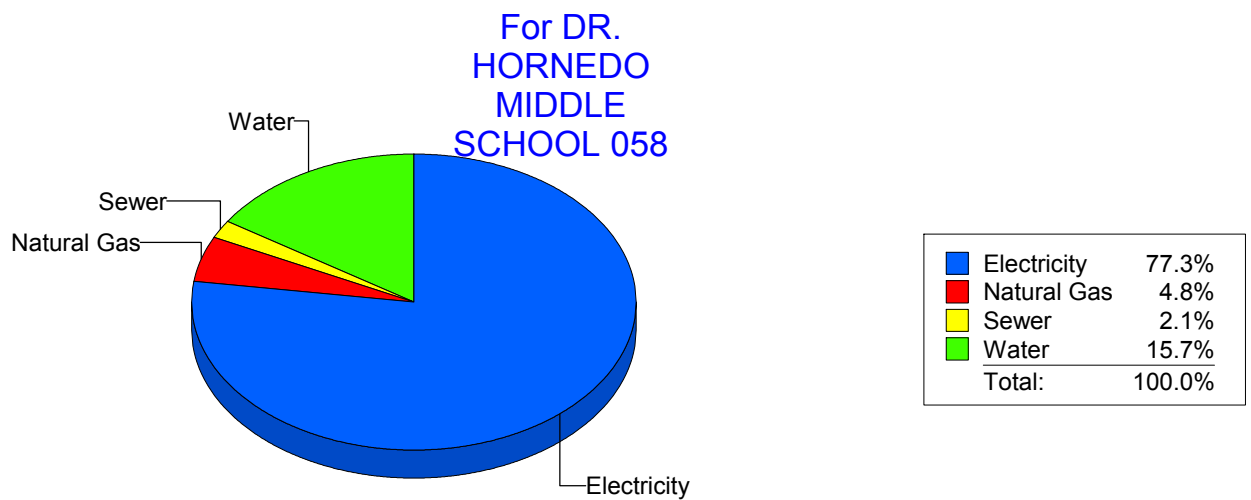
Energy CAP

Cost Avoidance Program

Cost Summary Graph

Grouped by Energy Type

Energy Type	Use	Units	Meter Cost	Special Charges	Total Cost	Avg Unit Cost	% of Total Cost
Site: DRHORNEDOMIDDLESCHOOL - DR. HORNEDO MIDDLE SCHOOL 058							
Electricity	113,288	KWH	\$15,317.09	\$0.00	\$15,317.09	0.1352	77.26%
Natural Gas	1,836	CCF	\$960.64	\$0.00	\$960.64	0.5232	4.85%
Water	813	CCF	\$3,121.96	\$0.00	\$3,121.96	3.8400	15.75%
Sewer	119	CCF	\$424.88	\$0.00	\$424.88	3.5704	2.14%
Total Cost:			\$19,824.57	\$0.00	\$19,824.57		



Filters: Cost Center Name Not Equal To DoNotReport; Billing Period Equal To 201511All Meter CodesAll Group Names

el Paso

Energy CAP

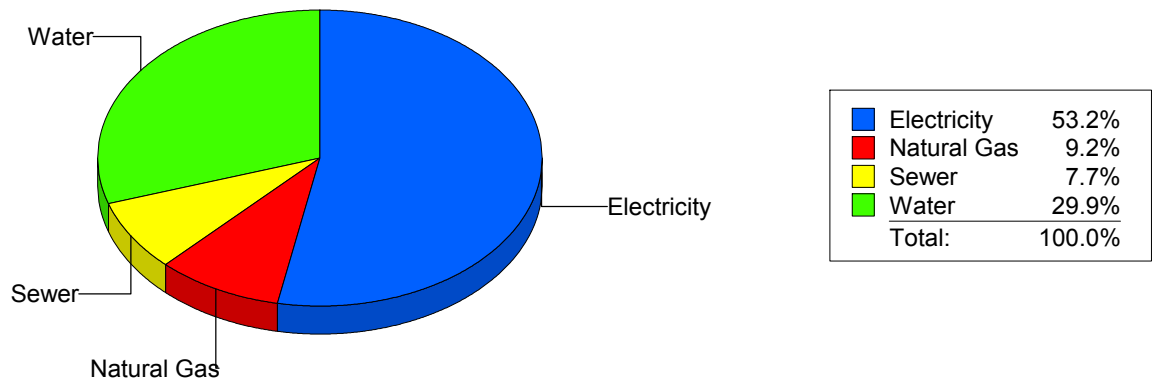
Cost Avoidance Program

Cost Summary Graph

Grouped by Energy Type

Energy Type	Use	Units	Meter Cost	Special Charges	Total Cost	Avg Unit Cost	% of Total Cost
Site: DR. L.A. NIXON ELEME - DR. L.A. NIXON ELEME							
Electricity	33,160	KWH	\$3,385.29	\$0.00	\$3,385.29	0.1021	53.17%
Natural Gas	763	CCF	\$584.56	\$0.00	\$584.56	0.7661	9.18%
Water	492	CCF	\$1,904.35	\$0.00	\$1,904.35	3.8706	29.91%
Sewer	137	CCF	\$492.13	\$0.00	\$492.13	3.5922	7.73%
Total Cost:			\$6,366.33	\$0.00	\$6,366.33		

For DR. L.A.
NIXON ELEME



Filters: Cost Center Name Not Equal To DoNotReport; Billing Period Equal To 201511All Meter CodesAll Group Names

elpaso

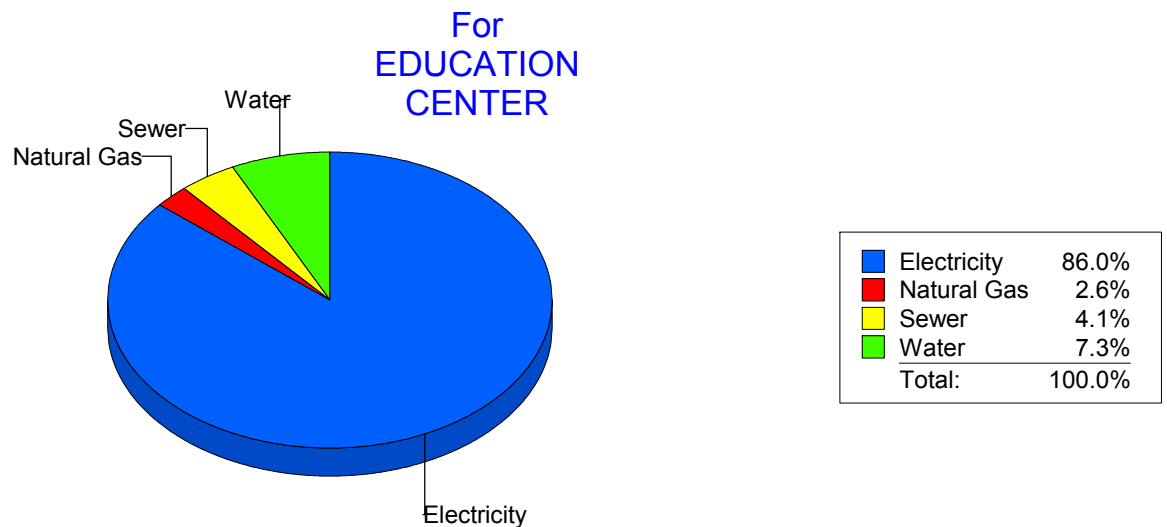
Energy CAP

Cost Avoidance Program

Cost Summary Graph

Grouped by Energy Type

Energy Type	Use	Units	Meter Cost	Special Charges	Total Cost	Avg Unit Cost	% of Total Cost
Site: EDUCATION CENTER - EDUCATION CENTER							
Electricity	226,133	KWH	\$19,130.14	\$0.00	\$19,130.14	0.0846	86.02%
Natural Gas	1,006	CCF	\$578.81	\$0.00	\$578.81	0.5754	2.60%
Water	580	CCF	\$1,617.89	\$0.00	\$1,617.89	2.7895	7.27%
Sewer	373	CCF	\$913.24	\$0.00	\$913.24	2.4484	4.11%
Total Cost:			\$22,240.08	\$0.00	\$22,240.08		



Filters: Cost Center Name Not Equal To DoNotReport; Billing Period Equal To 201511All Meter CodesAll Group Names

elpaso

Energy CAP

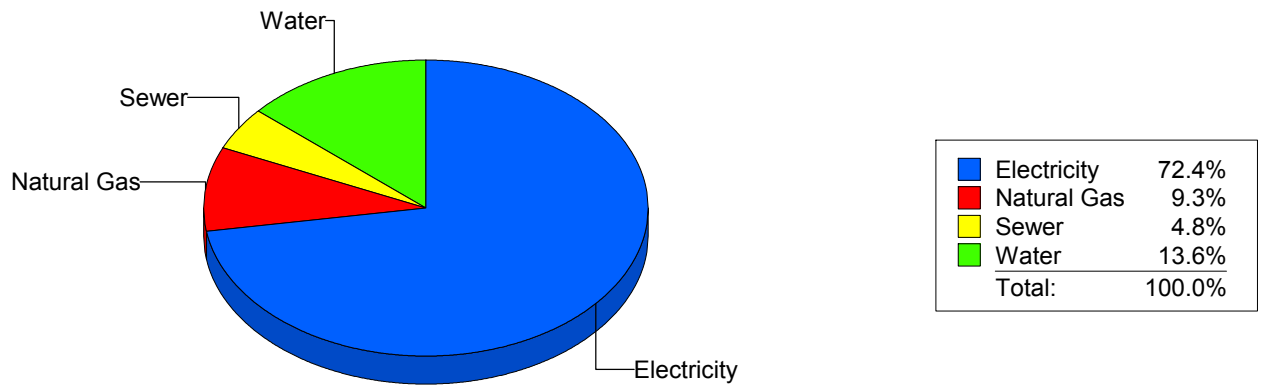
Cost Avoidance Program

Cost Summary Graph

Grouped by Energy Type

Energy Type	Use	Units	Meter Cost	Special Charges	Total Cost	Avg Unit Cost	% of Total Cost
Site: EL PASO HIGH SCHOOL - EL PASO HIGH SCHOOL							
Electricity	143,359	KWH	\$15,698.34	\$0.00	\$15,698.34	0.1095	72.39%
Natural Gas	2,878	CCF	\$2,007.67	\$0.00	\$2,007.67	0.6976	9.26%
Water	879	CCF	\$2,943.87	\$0.00	\$2,943.87	3.3491	13.58%
Sewer	355	CCF	\$1,035.04	\$0.00	\$1,035.04	2.9156	4.77%
Total Cost:			\$21,684.92	\$0.00	\$21,684.92		

For EL PASO
HIGH SCHOOL



Filters: Cost Center Name Not Equal To DoNotReport; Billing Period Equal To 201511All Meter CodesAll Group Names

el Paso

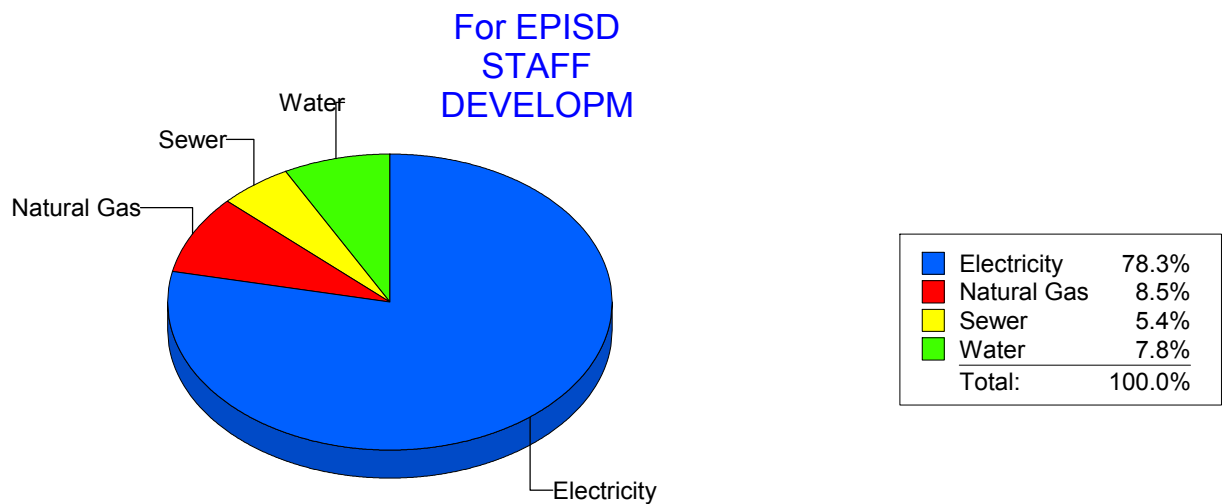
Energy CAP

Cost Avoidance Program

Cost Summary Graph

Grouped by Energy Type

Energy Type	Use	Units	Meter Cost	Special Charges	Total Cost	Avg Unit Cost	% of Total Cost
Site: EPISD STAFF DEVELOPM - EPISD STAFF DEVELOPM							
Electricity	9,880	KWH	\$1,172.16	\$0.00	\$1,172.16	0.1186	78.35%
Natural Gas	26	CCF	\$126.87	\$0.00	\$126.87	4.8796	8.48%
Water	25	CCF	\$116.92	\$0.00	\$116.92	4.6768	7.82%
Sewer	15	CCF	\$80.14	\$0.00	\$80.14	5.3427	5.36%
Total Cost:			\$1,496.09	\$0.00	\$1,496.09		



Filters: Cost Center Name Not Equal To DoNotReport; Billing Period Equal To 201511All Meter CodesAll Group Names

elpaso

Energy CAP

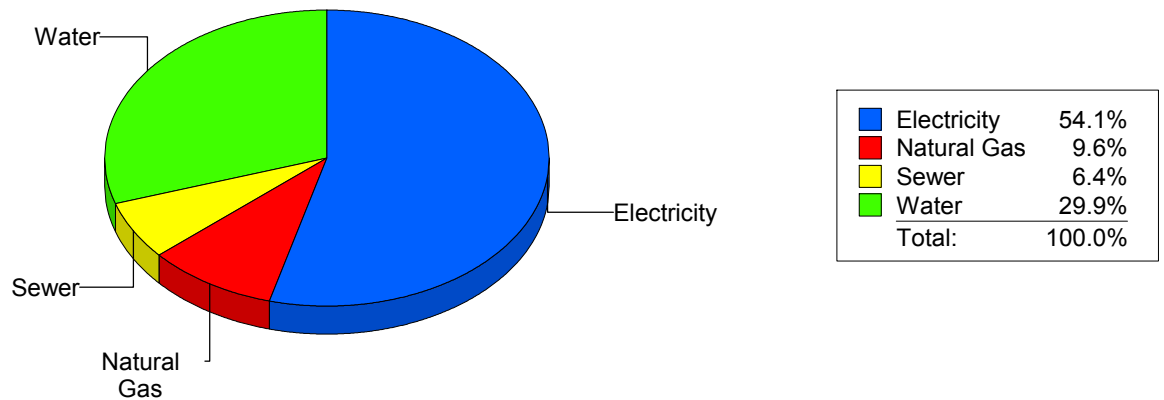
Cost Avoidance Program

Cost Summary Graph

Grouped by Energy Type

Energy Type	Use	Units	Meter Cost	Special Charges	Total Cost	Avg Unit Cost	% of Total Cost
Site: FANNIN ELEMENTARY - FANNIN ELEMENTARY							
Electricity	30,633	KWH	\$3,292.65	\$0.00	\$3,292.65	0.1075	54.06%
Natural Gas	505	CCF	\$583.40	\$0.00	\$583.40	1.1552	9.58%
Water	523	CCF	\$1,823.95	\$0.00	\$1,823.95	3.4875	29.94%
Sewer	108	CCF	\$391.13	\$0.00	\$391.13	3.6216	6.42%
Total Cost:			\$6,091.13	\$0.00	\$6,091.13		

For FANNIN
ELEMENTARY



Filters: Cost Center Name Not Equal To DoNotReport; Billing Period Equal To 201511All Meter CodesAll Group Names

el Paso

Energy CAP

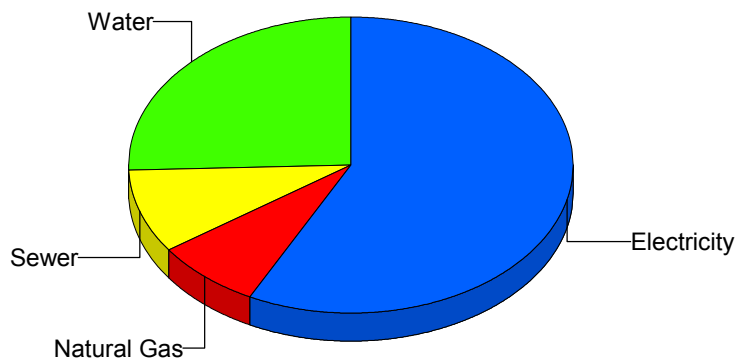
Cost Avoidance Program

Cost Summary Graph

Grouped by Energy Type

Energy Type	Use	Units	Meter Cost	Special Charges	Total Cost	Avg Unit Cost	% of Total Cost
Site: FINE ARTS/MULTIMEDIA - FINE ARTS/MULTIMEDIA							
Electricity	10,412	KWH	\$1,055.17	\$0.00	\$1,055.17	0.1013	57.54%
Natural Gas	70	CCF	\$142.65	\$0.00	\$142.65	2.0379	7.78%
Water	163	CCF	\$466.60	\$0.00	\$466.60	2.8626	25.45%
Sewer	67	CCF	\$169.30	\$0.00	\$169.30	2.5269	9.23%
Total Cost:			\$1,833.72	\$0.00	\$1,833.72		

For FINE
ARTS/MULTIMEDIA



Electricity	57.5%
Natural Gas	7.8%
Sewer	9.2%
Water	25.4%
Total:	100.0%

Filters: Cost Center Name Not Equal To DoNotReport; Billing Period Equal To 201511All Meter CodesAll Group Names

elpaso

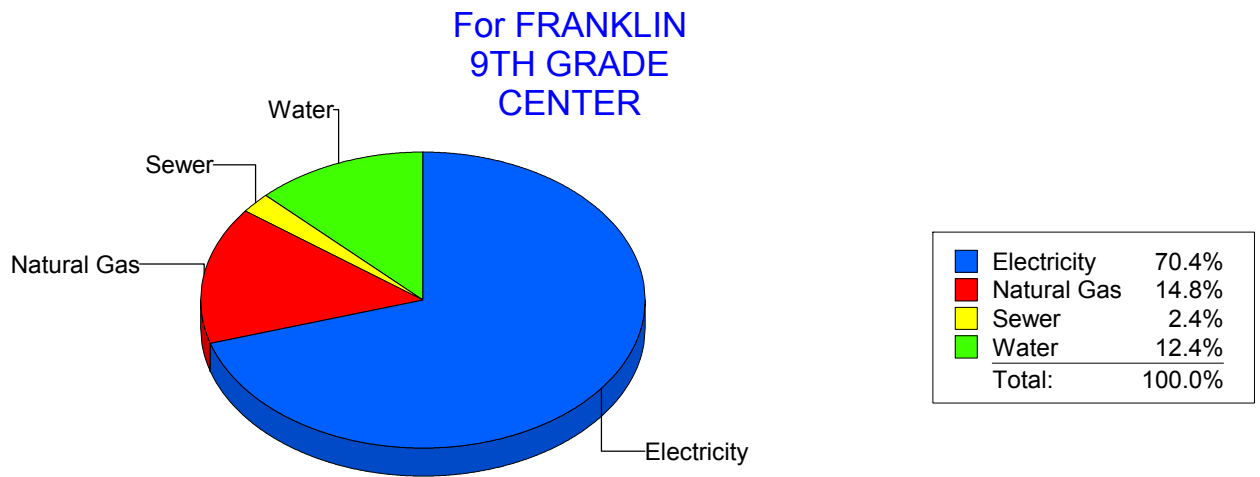
Energy CAP

Cost Avoidance Program

Cost Summary Graph

Grouped by Energy Type

Energy Type	Use	Units	Meter Cost	Special Charges	Total Cost	Avg Unit Cost	% of Total Cost
Site: FRANKLIN9THGRADECENTER - FRANKLIN 9TH GRADE CENTER							
Electricity	113,000	KWH	\$11,229.11	\$0.00	\$11,229.11	0.0994	70.38%
Natural Gas	4,938	CCF	\$2,366.86	\$0.00	\$2,366.86	0.4793	14.83%
Water	1,418	CCF	\$1,979.20	\$0.00	\$1,979.20	1.3958	12.40%
Sewer	89	CCF	\$380.18	\$0.00	\$380.18	4.2717	2.38%
Total Cost:			\$15,955.35	\$0.00	\$15,955.35		



Filters: Cost Center Name Not Equal To DoNotReport; Billing Period Equal To 201511All Meter CodesAll Group Names

elpaso

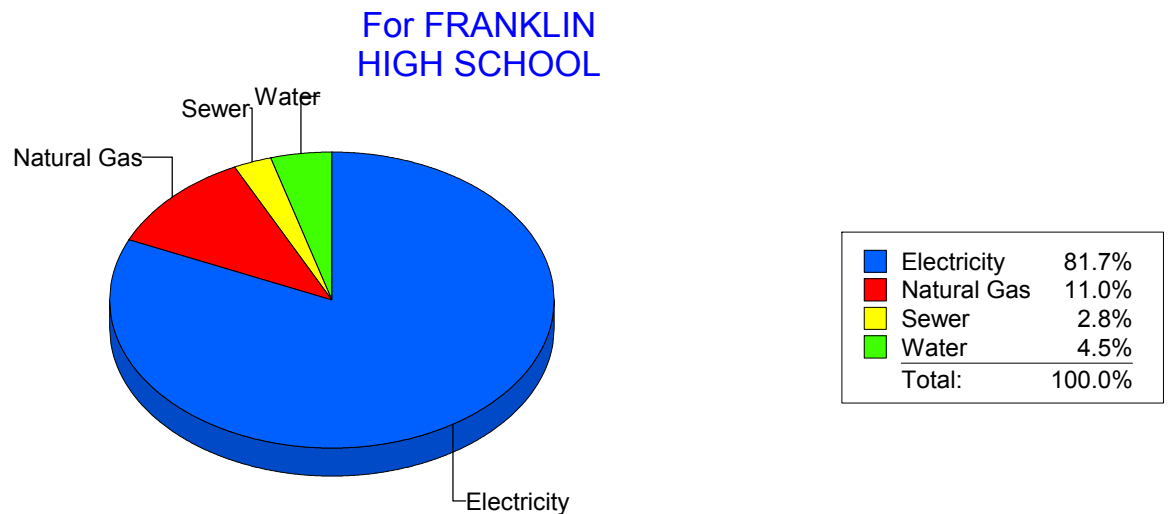
Energy CAP

Cost Avoidance Program

Cost Summary Graph

Grouped by Energy Type

Energy Type	Use	Units	Meter Cost	Special Charges	Total Cost	Avg Unit Cost	% of Total Cost
Site: FRANKLIN HIGH SCHOOL - FRANKLIN HIGH SCHOOL							
Electricity	253,032	KWH	\$23,689.65	\$0.00	\$23,689.65	0.0936	81.70%
Natural Gas	6,555	CCF	\$3,203.97	\$0.00	\$3,203.97	0.4888	11.05%
Water	615	CCF	\$1,301.66	\$0.00	\$1,301.66	2.1165	4.49%
Sewer	372	CCF	\$801.85	\$0.00	\$801.85	2.1555	2.77%
Total Cost:			\$28,997.13	\$0.00	\$28,997.13		



Filters: Cost Center Name Not Equal To DoNotReport; Billing Period Equal To 201511All Meter CodesAll Group Names

elpaso

Energy CAP

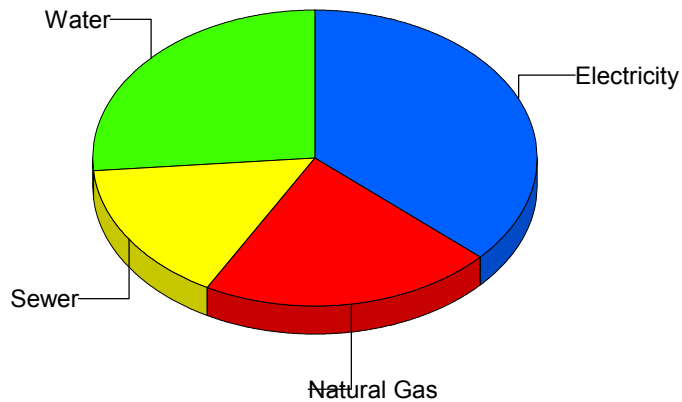
Cost Avoidance Program

Cost Summary Graph

Grouped by Energy Type

Energy Type	Use	Units	Meter Cost	Special Charges	Total Cost	Avg Unit Cost	% of Total Cost
Site: GREEN ELEMENTARY SCH - GREEN ELEMENTARY SCH							
Electricity	32,100	KWH	\$1,341.38	\$0.00	\$1,341.38	0.0418	36.77%
Natural Gas	1,176	CCF	\$774.55	\$0.00	\$774.55	0.6586	21.23%
Water	320	CCF	\$964.32	\$0.00	\$964.32	3.0135	26.44%
Sewer	168	CCF	\$567.36	\$0.00	\$567.36	3.3771	15.55%
Total Cost:			\$3,647.61	\$0.00	\$3,647.61		

For GREEN
ELEMENTARY
SCH



Electricity	36.8%
Natural Gas	21.2%
Sewer	15.6%
Water	26.4%
Total:	100.0%

Filters: Cost Center Name Not Equal To DoNotReport; Billing Period Equal To 201511All Meter CodesAll Group Names

elpaso

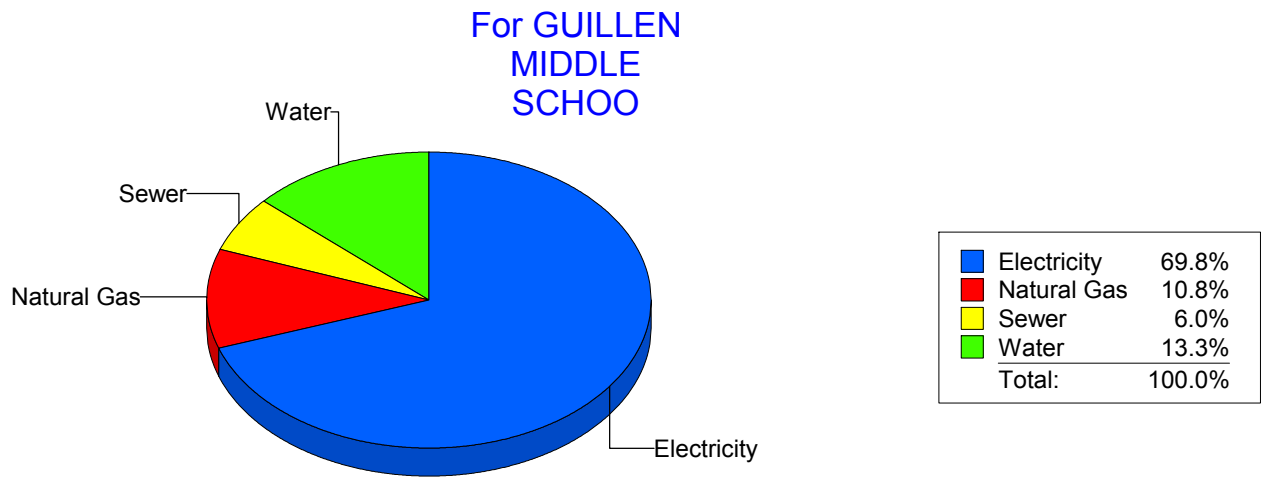
Energy CAP

Cost Avoidance Program

Cost Summary Graph

Grouped by Energy Type

Energy Type	Use	Units	Meter Cost	Special Charges	Total Cost	Avg Unit Cost	% of Total Cost
Site: GUILLEN MIDDLE SCHOO - GUILLEN MIDDLE SCHOO							
Electricity	74,168	KWH	\$7,976.37	\$0.00	\$7,976.37	0.1075	69.85%
Natural Gas	2,184	CCF	\$1,236.77	\$0.00	\$1,236.77	0.5663	10.83%
Water	644	CCF	\$1,523.49	\$0.00	\$1,523.49	2.3657	13.34%
Sewer	304	CCF	\$683.17	\$0.00	\$683.17	2.2473	5.98%
Total Cost:			\$11,419.80	\$0.00	\$11,419.80		



Filters: Cost Center Name Not Equal To DoNotReport; Billing Period Equal To 201511All Meter CodesAll Group Names

elpaso

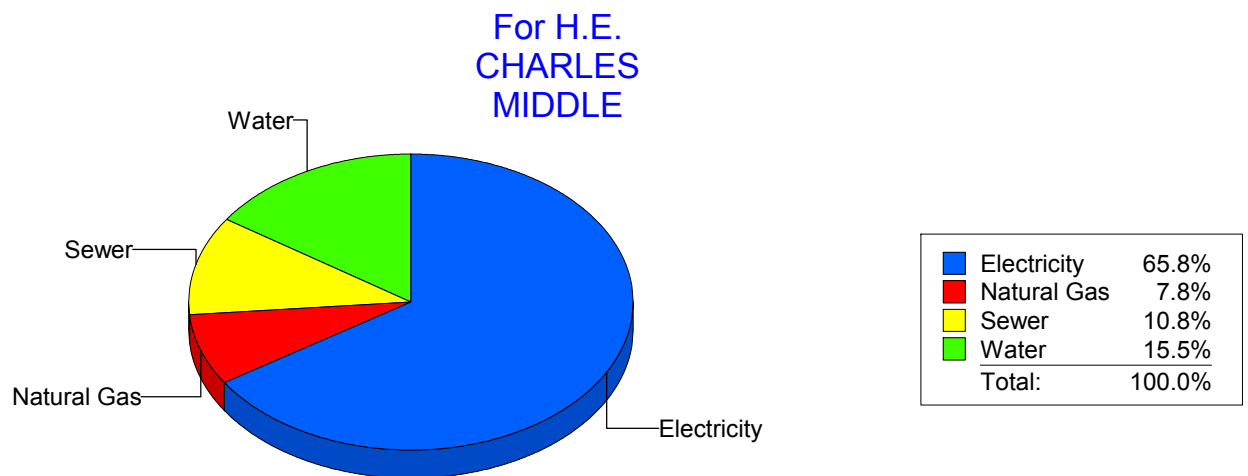
Energy CAP

Cost Avoidance Program

Cost Summary Graph

Grouped by Energy Type

Energy Type	Use	Units	Meter Cost	Special Charges	Total Cost	Avg Unit Cost	% of Total Cost
Site: H.E. CHARLES MIDDLE - H.E. CHARLES MIDDLE							
Electricity	59,376	KWH	\$6,973.01	\$0.00	\$6,973.01	0.1174	65.84%
Natural Gas	1,305	CCF	\$831.37	\$0.00	\$831.37	0.6371	7.85%
Water	826	CCF	\$1,639.16	\$0.00	\$1,639.16	1.9845	15.48%
Sewer	604	CCF	\$1,147.53	\$0.00	\$1,147.53	1.8999	10.83%
Total Cost:			\$10,591.07	\$0.00	\$10,591.07		



Filters: Cost Center Name Not Equal To DoNotReport; Billing Period Equal To 201511All Meter CodesAll Group Names

el Paso

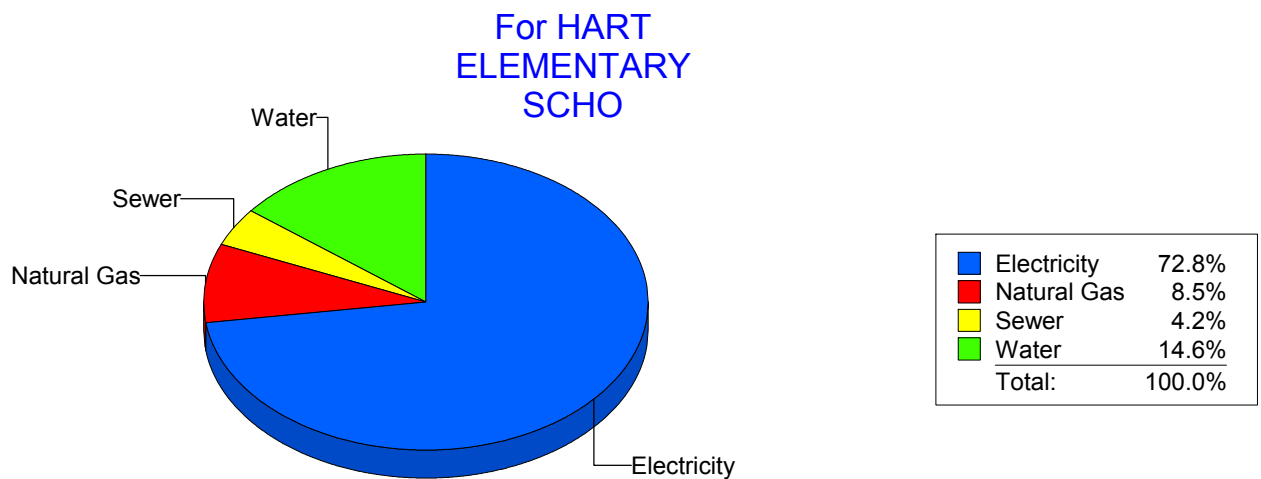
Energy CAP

Cost Avoidance Program

Cost Summary Graph

Grouped by Energy Type

Energy Type	Use	Units	Meter Cost	Special Charges	Total Cost	Avg Unit Cost	% of Total Cost
Site: HART ELEMENTARY SCHO - HART ELEMENTARY SCHO							
Electricity	48,360	KWH	\$4,151.16	\$0.00	\$4,151.16	0.0858	72.81%
Natural Gas	798	CCF	\$483.10	\$0.00	\$483.10	0.6054	8.47%
Water	187	CCF	\$830.43	\$0.00	\$830.43	4.4408	14.57%
Sewer	51	CCF	\$236.73	\$0.00	\$236.73	4.6418	4.15%
Total Cost:			\$5,701.42	\$0.00	\$5,701.42		



Filters: Cost Center Name Not Equal To DoNotReport; Billing Period Equal To 201511All Meter CodesAll Group Names

elpaso

Energy CAP

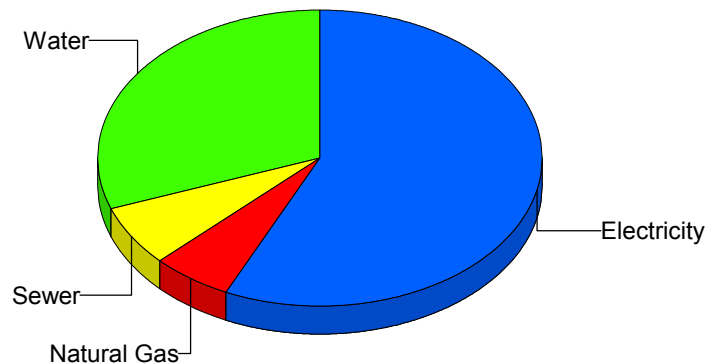
Cost Avoidance Program

Cost Summary Graph

Grouped by Energy Type

Energy Type	Use	Units	Meter Cost	Special Charges	Total Cost	Avg Unit Cost	% of Total Cost
Site: HAWKINS ELEMENTARY S - HAWKINS ELEMENTARY S							
Electricity	22,717	KWH	\$2,022.47	\$0.00	\$2,022.47	0.0890	56.96%
Natural Gas	217	CCF	\$209.77	\$0.00	\$209.77	0.9667	5.91%
Water	257	CCF	\$1,087.30	\$0.00	\$1,087.30	4.2307	30.62%
Sewer	62	CCF	\$231.32	\$0.00	\$231.32	3.7310	6.51%
Total Cost:			\$3,550.86	\$0.00	\$3,550.86		

For HAWKINS
ELEMENTARY
S



Electricity	57.0%
Natural Gas	5.9%
Sewer	6.5%
Water	30.6%
Total:	100.0%

Filters: Cost Center Name Not Equal To DoNotReport; Billing Period Equal To 201511All Meter CodesAll Group Names

elpaso

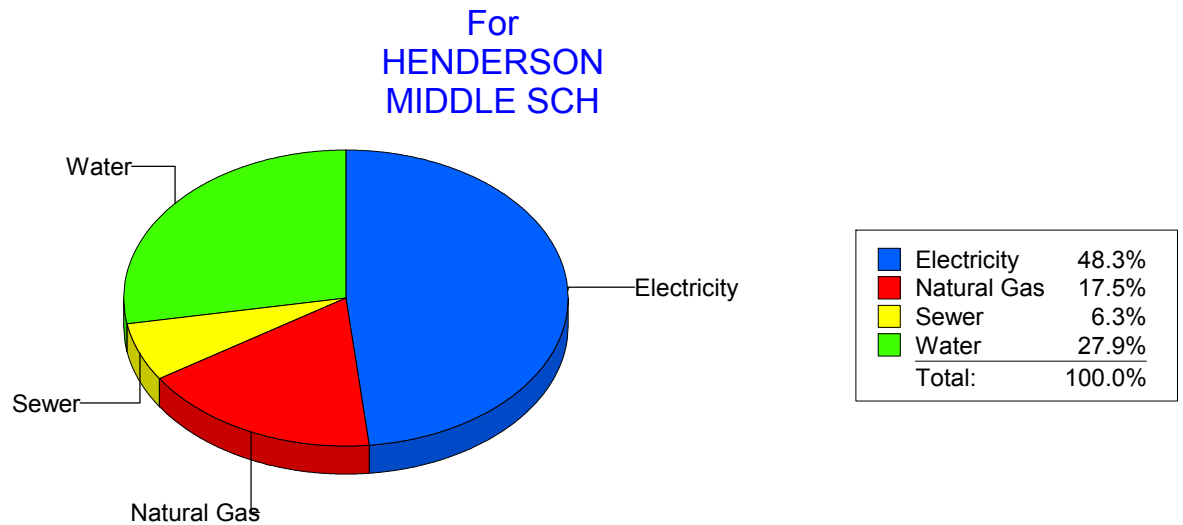
Energy CAP

Cost Avoidance Program

Cost Summary Graph

Grouped by Energy Type

Energy Type	Use	Units	Meter Cost	Special Charges	Total Cost	Avg Unit Cost	% of Total Cost
Site: HENDERSON MIDDLE SCH - HENDERSON MIDDLE SCH							
Electricity	40,849	KWH	\$1,871.99	\$0.00	\$1,871.99	0.0458	48.31%
Natural Gas	1,218	CCF	\$676.35	\$0.00	\$676.35	0.5553	17.45%
Water	390	CCF	\$1,081.60	\$0.00	\$1,081.60	2.7733	27.91%
Sewer	118	CCF	\$245.29	\$0.00	\$245.29	2.0787	6.33%
Total Cost:			\$3,875.23	\$0.00	\$3,875.23		



Filters: Cost Center Name Not Equal To DoNotReport; Billing Period Equal To 201511All Meter CodesAll Group Names

el Paso


Energy CAP

Cost Avoidance Program

Cost Summary Graph

Grouped by Energy Type

Energy Type	Use	Units	Meter Cost	Special Charges	Total Cost	Avg Unit Cost	% of Total Cost
Site: HERCULES COTTAGES - HERCULES COTTAGES							
Electricity	4,129	KWH	\$646.97	\$0.00	\$646.97	0.1567	46.79%
Natural Gas	55	CCF	\$607.41	\$0.00	\$607.41	11.0438	43.93%
Water	12	CCF	\$52.81	\$0.00	\$52.81	4.4008	3.82%
Sewer	27	CCF	\$75.63	\$0.00	\$75.63	2.8011	5.47%
Total Cost:			\$1,382.82	\$0.00	\$1,382.82		



Filters: Cost Center Name Not Equal To DoNotReport; Billing Period Equal To 201511All Meter CodesAll Group Names

elpaso

Energy CAP

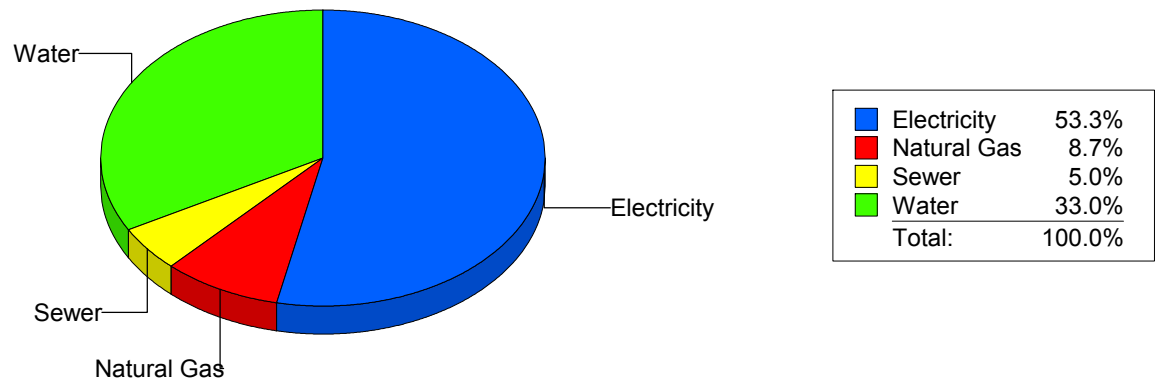
Cost Avoidance Program

Cost Summary Graph

Grouped by Energy Type

Energy Type	Use	Units	Meter Cost	Special Charges	Total Cost	Avg Unit Cost	% of Total Cost
Site: HERRERA - HERRERA ELEMENTARY							
Electricity	45,800	KWH	\$4,823.87	\$0.00	\$4,823.87	0.1053	53.34%
Natural Gas	1,455	CCF	\$785.38	\$0.00	\$785.38	0.5398	8.68%
Water	736	CCF	\$2,985.70	\$0.00	\$2,985.70	4.0567	33.01%
Sewer	135	CCF	\$448.72	\$0.00	\$448.72	3.3239	4.96%
Total Cost:			\$9,043.67	\$0.00	\$9,043.67		

For HERRERA
ELEMENTARY



Filters: Cost Center Name Not Equal To DoNotReport; Billing Period Equal To 201511All Meter CodesAll Group Names

elpaso

Energy CAP

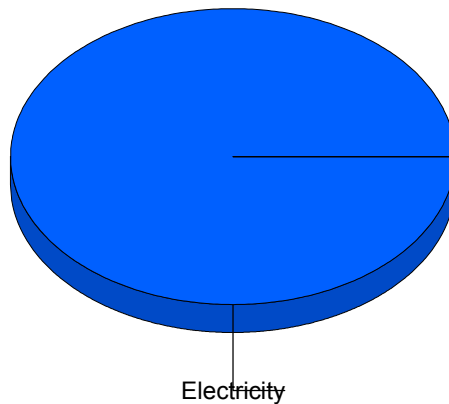
Cost Avoidance Program

Cost Summary Graph

Grouped by Energy Type

Energy Type	Use	Units	Meter Cost	Special Charges	Total Cost	Avg Unit Cost	% of Total Cost
Site: HIGHLAND/ANNEX - HIGHLAND/ANNEX							
Electricity		320 KWH	\$48.04	\$0.00	\$48.04	0.1501	100.00%
Total Cost:			\$48.04	\$0.00	\$48.04		

For
HIGHLAND/ANNEX



■ Electricity	100.0%
Total:	100.0%

Filters: Cost Center Name Not Equal To DoNotReport; Billing Period Equal To 201511All Meter CodesAll Group Names

elpaso

Energy CAP

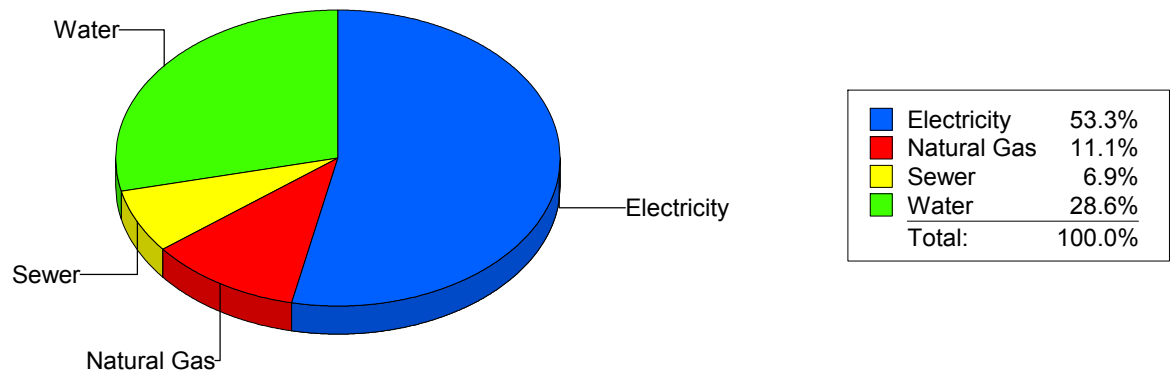
Cost Avoidance Program

Cost Summary Graph

Grouped by Energy Type

Energy Type	Use	Units	Meter Cost	Special Charges	Total Cost	Avg Unit Cost	% of Total Cost
Site: HILLSIDE ELEMENTARY - HILLSIDE ELEMENTARY							
Electricity	40,105	KWH	\$3,015.10	\$0.00	\$3,015.10	0.0752	53.34%
Natural Gas	627	CCF	\$629.53	\$0.00	\$629.53	1.0040	11.14%
Water	411	CCF	\$1,615.52	\$0.00	\$1,615.52	3.9307	28.58%
Sewer	109	CCF	\$392.62	\$0.00	\$392.62	3.6020	6.95%
Total Cost:			\$5,652.77	\$0.00	\$5,652.77		

For HILLSIDE
ELEMENTARY



Filters: Cost Center Name Not Equal To DoNotReport; Billing Period Equal To 201511All Meter CodesAll Group Names

elpaso

Energy CAP

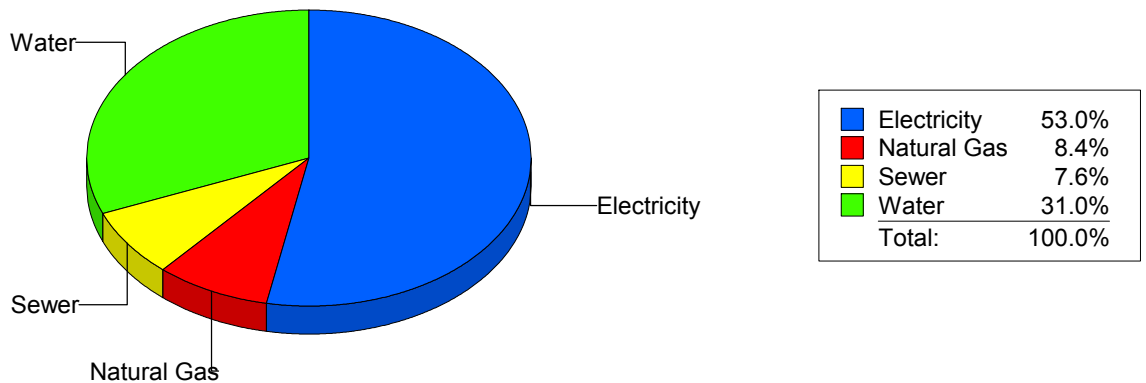
Cost Avoidance Program

Cost Summary Graph

Grouped by Energy Type

Energy Type	Use	Units	Meter Cost	Special Charges	Total Cost	Avg Unit Cost	% of Total Cost
Site: HOUSTON INTERMEDIATE - HOUSTON INTERMEDIATE							
Electricity	24,800	KWH	\$2,551.99	\$0.00	\$2,551.99	0.1029	53.01%
Natural Gas	151	CCF	\$406.79	\$0.00	\$406.79	2.6940	8.45%
Water	319	CCF	\$1,491.19	\$0.00	\$1,491.19	4.6746	30.98%
Sewer	82	CCF	\$364.19	\$0.00	\$364.19	4.4413	7.56%
Total Cost:			\$4,814.16	\$0.00	\$4,814.16		

For HOUSTON
INTERMEDIATE



Filters: Cost Center Name Not Equal To DoNotReport; Billing Period Equal To 201511All Meter CodesAll Group Names

elpaso

Energy CAP

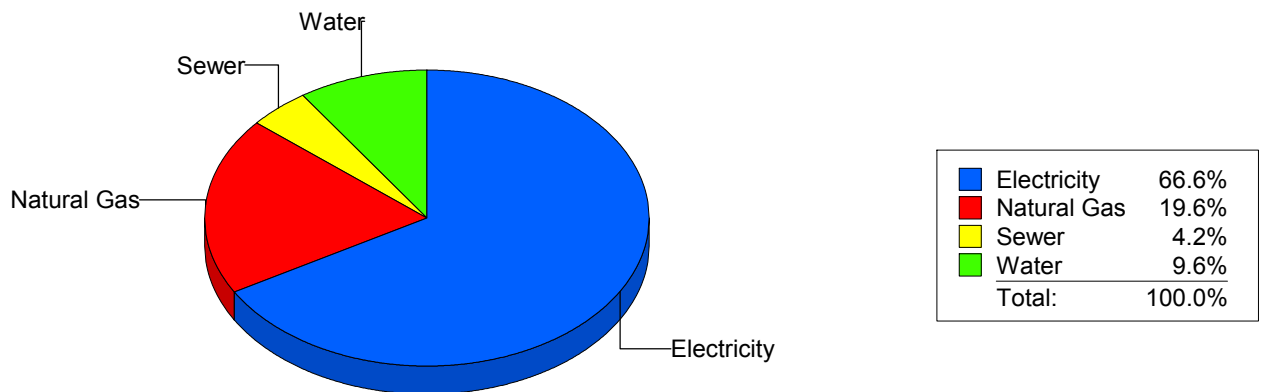
Cost Avoidance Program

Cost Summary Graph

Grouped by Energy Type

Energy Type	Use	Units	Meter Cost	Special Charges	Total Cost	Avg Unit Cost	% of Total Cost
Site: MOYE - HR MOYE							
Electricity	57,240	KWH	\$5,678.76	\$0.00	\$5,678.76	0.0992	66.58%
Natural Gas	3,399	CCF	\$1,675.44	\$0.00	\$1,675.44	0.4929	19.64%
Water	168	CCF	\$815.40	\$0.00	\$815.40	4.8536	9.56%
Sewer	75	CCF	\$359.32	\$0.00	\$359.32	4.7909	4.21%
Total Cost:			\$8,528.92	\$0.00	\$8,528.92		

For HR MOYE



Filters: Cost Center Name Not Equal To DoNotReport; Billing Period Equal To 201511All Meter CodesAll Group Names

elpaso

Energy CAP

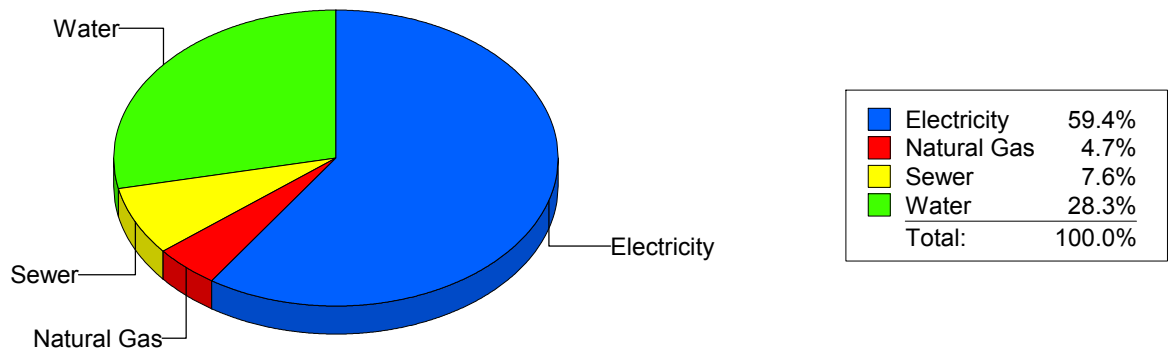
Cost Avoidance Program

Cost Summary Graph

Grouped by Energy Type

Energy Type	Use	Units	Meter Cost	Special Charges	Total Cost	Avg Unit Cost	% of Total Cost
Site: HUGHEY ELEMENTARY SC - HUGHEY ELEMENTARY SC							
Electricity	33,486	KWH	\$4,078.29	\$0.00	\$4,078.29	0.1218	59.41%
Natural Gas	213	CCF	\$325.36	\$0.00	\$325.36	1.5275	4.74%
Water	500	CCF	\$1,942.30	\$0.00	\$1,942.30	3.8846	28.29%
Sewer	147	CCF	\$518.71	\$0.00	\$518.71	3.5286	7.56%
Total Cost:			\$6,864.66	\$0.00	\$6,864.66		

For HUGHEY
ELEMENTARY
SC



Filters: Cost Center Name Not Equal To DoNotReport; Billing Period Equal To 201511All Meter CodesAll Group Names

elpaso

Energy CAP

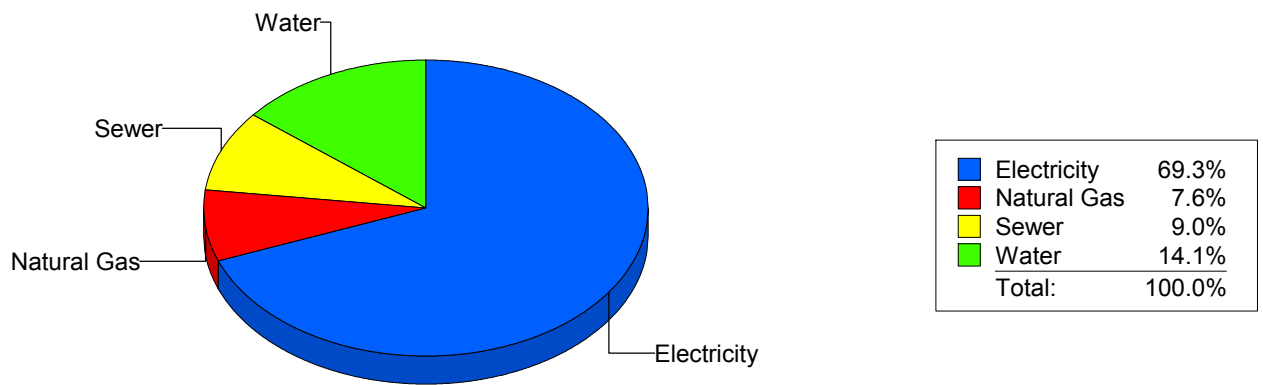
Cost Avoidance Program

Cost Summary Graph

Grouped by Energy Type

Energy Type	Use	Units	Meter Cost	Special Charges	Total Cost	Avg Unit Cost	% of Total Cost
Site: IRVIN HIGH SCHOOL - IRVIN HIGH SCHOOL							
Electricity	103,481	KWH	\$9,380.10	\$0.00	\$9,380.10	0.0906	69.25%
Natural Gas	1,719	CCF	\$1,024.35	\$0.00	\$1,024.35	0.5959	7.56%
Water	1,053	CCF	\$1,915.26	\$0.00	\$1,915.26	1.8189	14.14%
Sewer	714	CCF	\$1,224.60	\$0.00	\$1,224.60	1.7151	9.04%
Total Cost:			\$13,544.31	\$0.00	\$13,544.31		

For IRVIN HIGH SCHOOL



Filters: Cost Center Name Not Equal To DoNotReport; Billing Period Equal To 201511All Meter CodesAll Group Names

elpaso

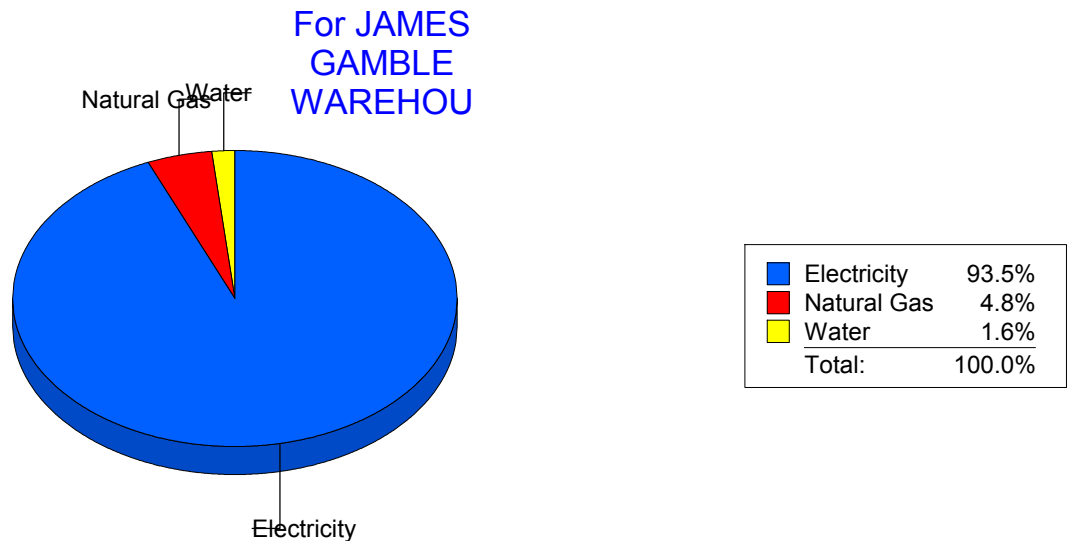
Energy CAP

Cost Avoidance Program

Cost Summary Graph

Grouped by Energy Type

Energy Type	Use	Units	Meter Cost	Special Charges	Total Cost	Avg Unit Cost	% of Total Cost
Site: JAMES GAMBLE WAREHOU - JAMES GAMBLE WAREHOU							
Electricity	26,200	KWH	\$2,420.02	\$0.00	\$2,420.02	0.0924	93.53%
Natural Gas	20	CCF	\$124.88	\$0.00	\$124.88	6.2440	4.83%
Water	0	CCF	\$42.47	\$0.00	\$42.47	0.0000	1.64%
Total Cost:			\$2,587.37	\$0.00	\$2,587.37		



Filters: Cost Center Name Not Equal To DoNotReport; Billing Period Equal To 201511All Meter CodesAll Group Names

elpaso

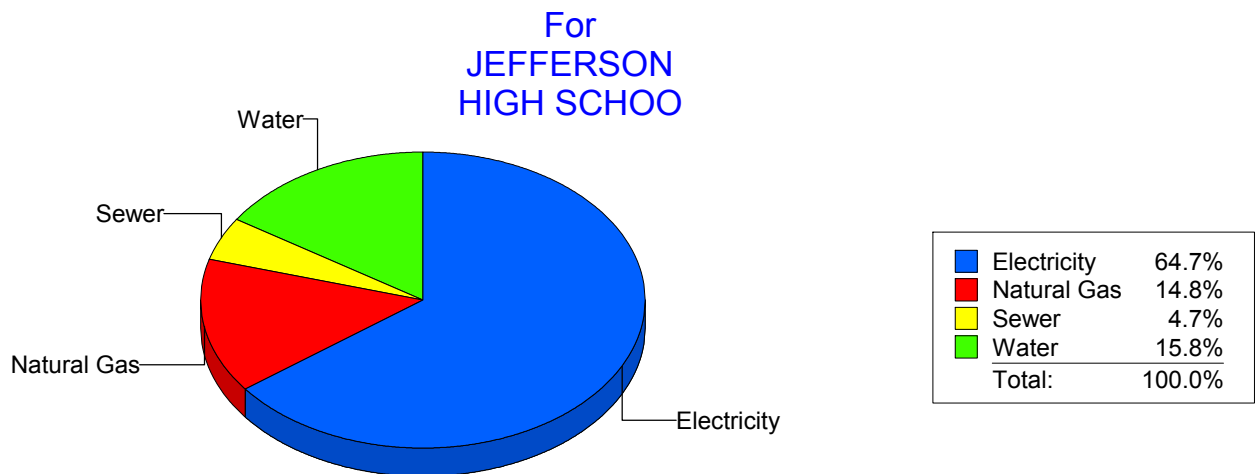
Energy CAP

Cost Avoidance Program

Cost Summary Graph

Grouped by Energy Type

Energy Type	Use	Units	Meter Cost	Special Charges	Total Cost	Avg Unit Cost	% of Total Cost
Site: JEFFERSON HIGH SCHOO - JEFFERSON HIGH SCHOO							
Electricity	94,715	KWH	\$9,182.50	\$0.00	\$9,182.50	0.0969	64.75%
Natural Gas	2,583	CCF	\$2,099.14	\$0.00	\$2,099.14	0.8127	14.80%
Water	672	CCF	\$2,234.04	\$0.00	\$2,234.04	3.3245	15.75%
Sewer	196	CCF	\$666.54	\$0.00	\$666.54	3.4007	4.70%
Total Cost:			\$14,182.22	\$0.00	\$14,182.22		



Filters: Cost Center Name Not Equal To DoNotReport; Billing Period Equal To 201511All Meter CodesAll Group Names

elpaso

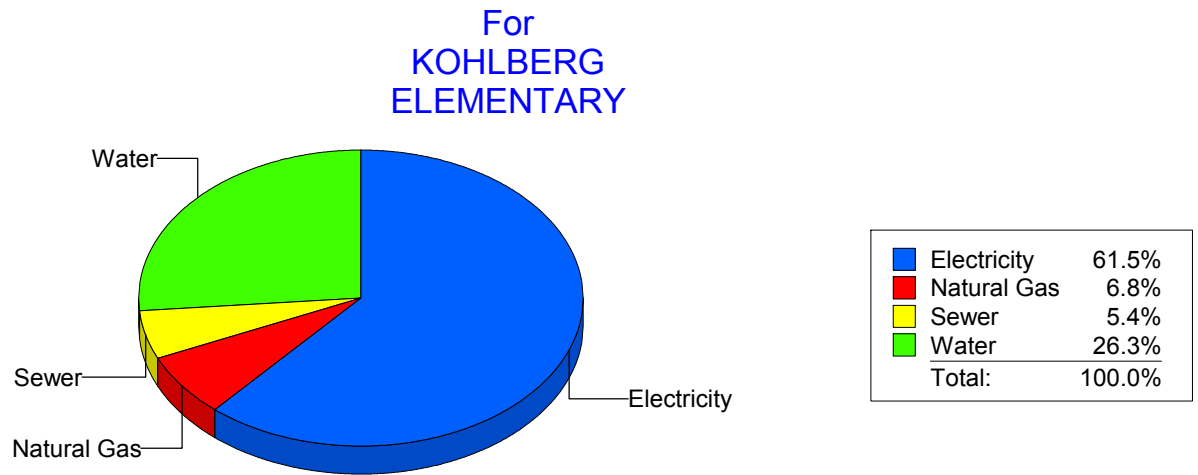
Energy CAP

Cost Avoidance Program

Cost Summary Graph

Grouped by Energy Type

Energy Type	Use	Units	Meter Cost	Special Charges	Total Cost	Avg Unit Cost	% of Total Cost
Site: KOHLBERG ELEMENTARY - KOHLBERG ELEMENTARY							
Electricity	42,880	KWH	\$5,300.10	\$0.00	\$5,300.10	0.1236	61.50%
Natural Gas	768	CCF	\$586.46	\$0.00	\$586.46	0.7636	6.81%
Water	596	CCF	\$2,265.34	\$0.00	\$2,265.34	3.8009	26.29%
Sewer	166	CCF	\$465.87	\$0.00	\$465.87	2.8064	5.41%
Total Cost:			\$8,617.77	\$0.00	\$8,617.77		



Filters: Cost Center Name Not Equal To DoNotReport; Billing Period Equal To 201511All Meter CodesAll Group Names

elpaso

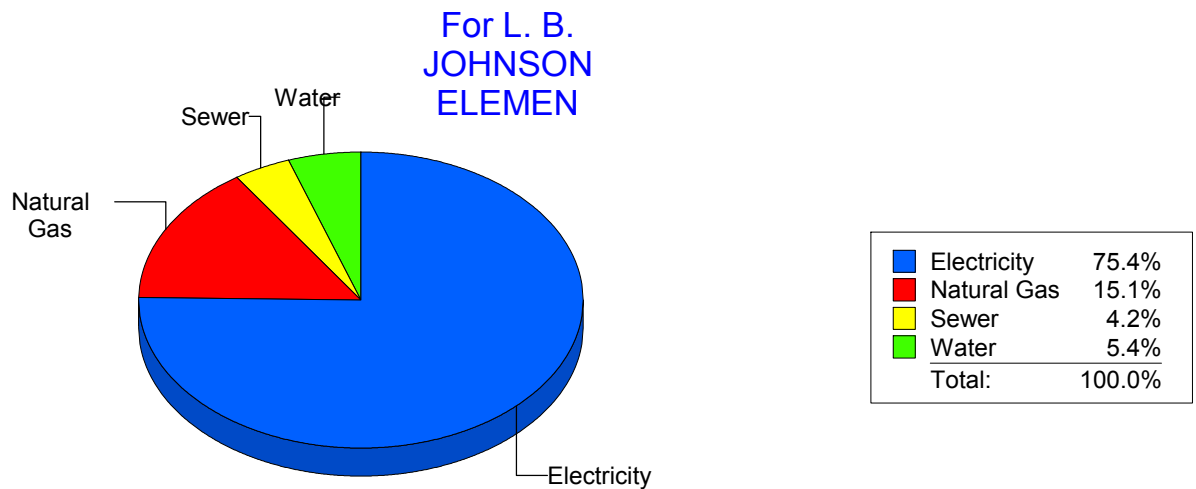
Energy CAP

Cost Avoidance Program

Cost Summary Graph

Grouped by Energy Type

Energy Type	Use	Units	Meter Cost	Special Charges	Total Cost	Avg Unit Cost	% of Total Cost
Site: L. B. JOHNSON ELEMEN - L. B. JOHNSON ELEMEN							
Electricity	63,850	KWH	\$6,460.38	\$0.00	\$6,460.38	0.1012	75.38%
Natural Gas	2,300	CCF	\$1,289.82	\$0.00	\$1,289.82	0.5608	15.05%
Water	224	CCF	\$461.04	\$0.00	\$461.04	2.0582	5.38%
Sewer	133	CCF	\$358.91	\$0.00	\$358.91	2.6986	4.19%
Total Cost:			\$8,570.15	\$0.00	\$8,570.15		



Filters: Cost Center Name Not Equal To DoNotReport; Billing Period Equal To 201511All Meter CodesAll Group Names

el Paso

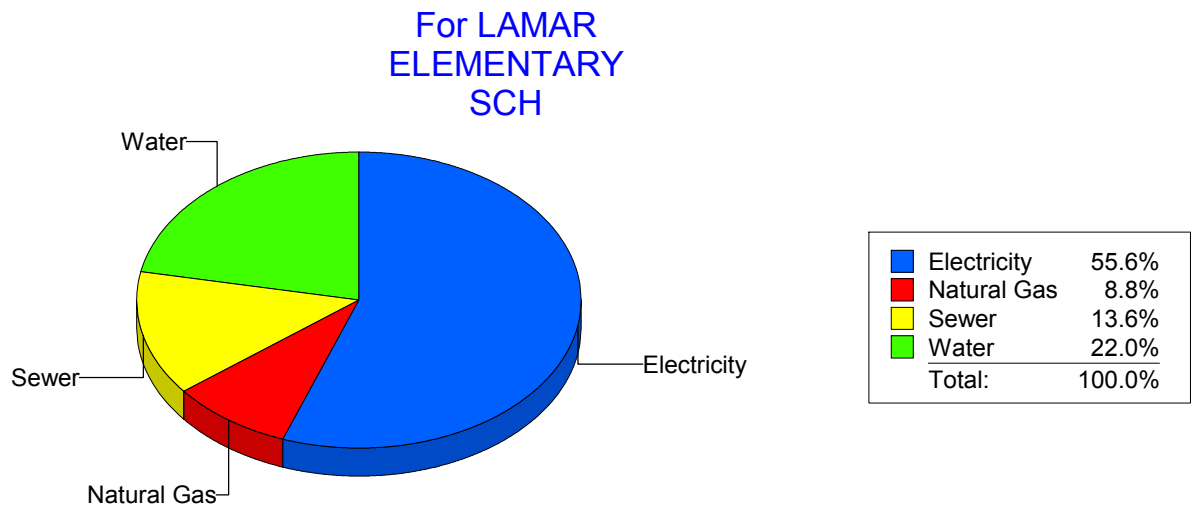
Energy CAP

Cost Avoidance Program

Cost Summary Graph

Grouped by Energy Type

Energy Type	Use	Units	Meter Cost	Special Charges	Total Cost	Avg Unit Cost	% of Total Cost
Site: LAMAR ELEMENTARY SCH - LAMAR ELEMENTARY SCH							
Electricity	28,500	KWH	\$2,836.83	\$0.00	\$2,836.83	0.0995	55.60%
Natural Gas	221	CCF	\$446.74	\$0.00	\$446.74	2.0214	8.76%
Water	389	CCF	\$1,124.92	\$0.00	\$1,124.92	2.8918	22.05%
Sewer	203	CCF	\$693.42	\$0.00	\$693.42	3.4159	13.59%
Total Cost:			\$5,101.91	\$0.00	\$5,101.91		



Filters: Cost Center Name Not Equal To DoNotReport; Billing Period Equal To 201511All Meter CodesAll Group Names

el Paso

Energy CAP

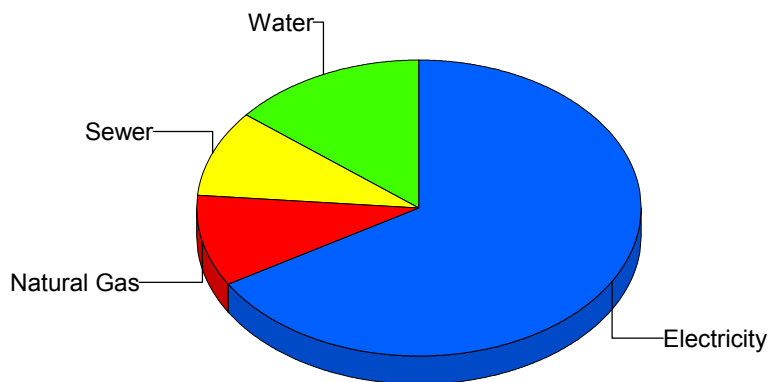
Cost Avoidance Program

Cost Summary Graph

Grouped by Energy Type

Energy Type	Use	Units	Meter Cost	Special Charges	Total Cost	Avg Unit Cost	% of Total Cost
Site: LEE ELEMENTARY - LEE ELEMENTARY							
Electricity	26,110	KWH	\$3,191.72	\$0.00	\$3,191.72	0.1222	66.53%
Natural Gas	764	CCF	\$467.49	\$0.00	\$467.49	0.6119	9.74%
Water	106	CCF	\$679.49	\$0.00	\$679.49	6.4103	14.16%
Sewer	103	CCF	\$458.83	\$0.00	\$458.83	4.4547	9.56%
Total Cost:			\$4,797.53	\$0.00	\$4,797.53		

For LEE
ELEMENTARY



Electricity	66.5%
Natural Gas	9.7%
Sewer	9.6%
Water	14.2%
Total:	100.0%

Filters: Cost Center Name Not Equal To DoNotReport; Billing Period Equal To 201511All Meter CodesAll Group Names

elpaso

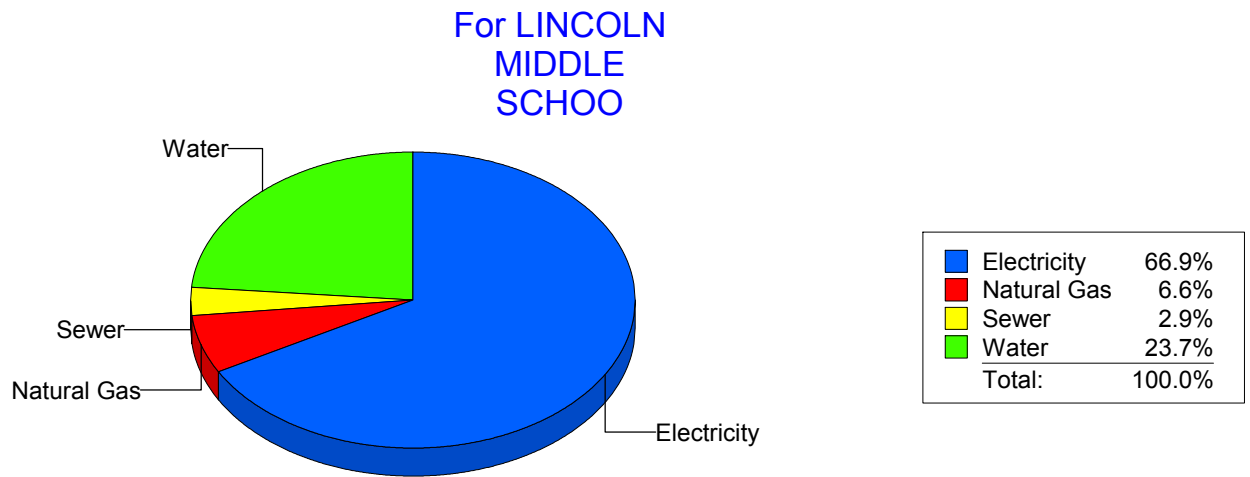
Energy CAP

Cost Avoidance Program

Cost Summary Graph

Grouped by Energy Type

Energy Type	Use	Units	Meter Cost	Special Charges	Total Cost	Avg Unit Cost	% of Total Cost
Site: LINCOLN MIDDLE SCHOO - LINCOLN MIDDLE SCHOO							
Electricity	98,150	KWH	\$10,984.88	\$0.00	\$10,984.88	0.1119	66.85%
Natural Gas	2,092	CCF	\$1,078.43	\$0.00	\$1,078.43	0.5155	6.56%
Water	980	CCF	\$3,889.59	\$0.00	\$3,889.59	3.9690	23.67%
Sewer	213	CCF	\$478.11	\$0.00	\$478.11	2.2446	2.91%
Total Cost:			\$16,431.01	\$0.00	\$16,431.01		



Filters: Cost Center Name Not Equal To DoNotReport; Billing Period Equal To 201511All Meter CodesAll Group Names

elpaso

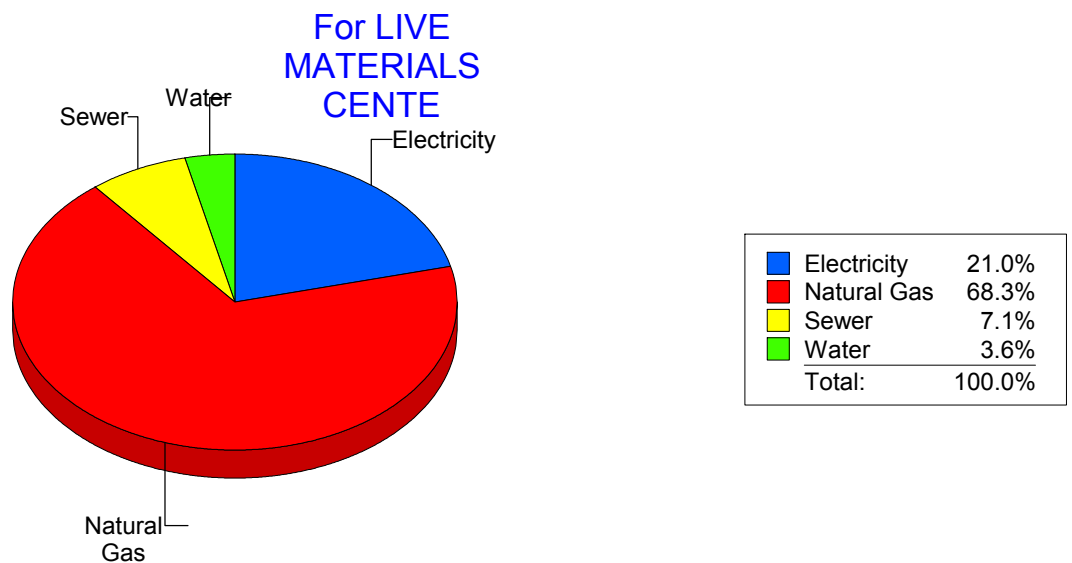
Energy CAP

Cost Avoidance Program

Cost Summary Graph

Grouped by Energy Type

Energy Type	Use	Units	Meter Cost	Special Charges	Total Cost	Avg Unit Cost	% of Total Cost
Site: LIVE MATERIALS CENTE - LIVE MATERIALS CENTE							
Electricity	393 KWH		\$74.01	\$0.00	\$74.01	0.1883	20.98%
Natural Gas	16 CCF		\$240.80	\$0.00	\$240.80	15.0500	68.26%
Water	1 CCF		\$12.86	\$0.00	\$12.86	12.8600	3.65%
Sewer	1 CCF		\$25.09	\$0.00	\$25.09	25.0900	7.11%
Total Cost:			\$352.76	\$0.00	\$352.76		



Filters: Cost Center Name Not Equal To DoNotReport; Billing Period Equal To 201511All Meter CodesAll Group Names

elpaso

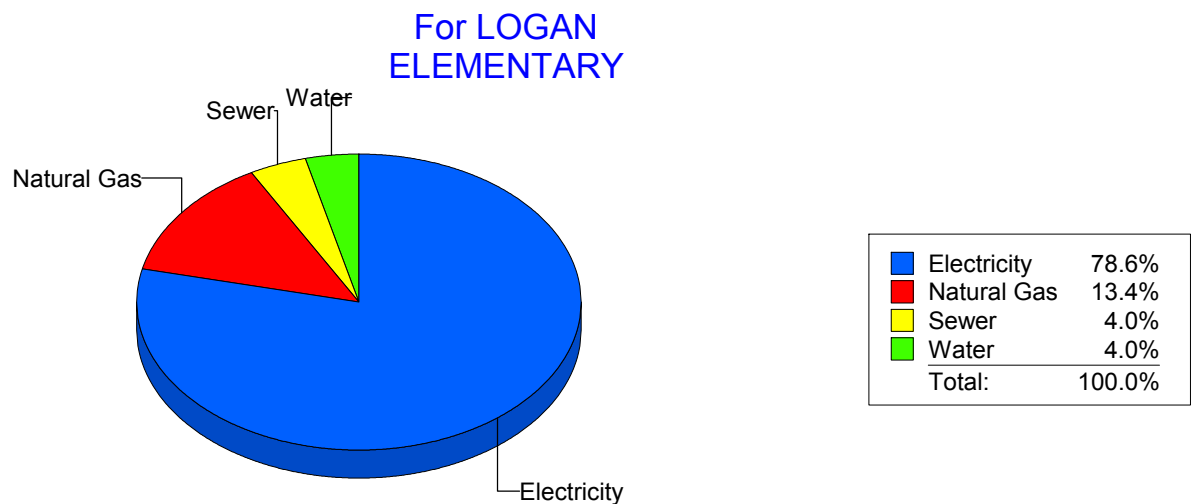
Energy CAP

Cost Avoidance Program

Cost Summary Graph

Grouped by Energy Type

Energy Type	Use	Units	Meter Cost	Special Charges	Total Cost	Avg Unit Cost	% of Total Cost
Site: LOGAN ELEMENTARY - LOGAN ELEMENTARY							
Electricity	179 KWH		\$1,507.99	\$0.00	\$1,507.99	8.4245	78.61%
Natural Gas	315 CCF		\$256.95	\$0.00	\$256.95	0.8157	13.39%
Water	2 CCF		\$76.52	\$0.00	\$76.52	38.2600	3.99%
Sewer	5 CCF		\$76.92	\$0.00	\$76.92	15.3840	4.01%
Total Cost:			\$1,918.38	\$0.00	\$1,918.38		



Filters: Cost Center Name Not Equal To DoNotReport; Billing Period Equal To 201511All Meter CodesAll Group Names

elpaso

Energy CAP

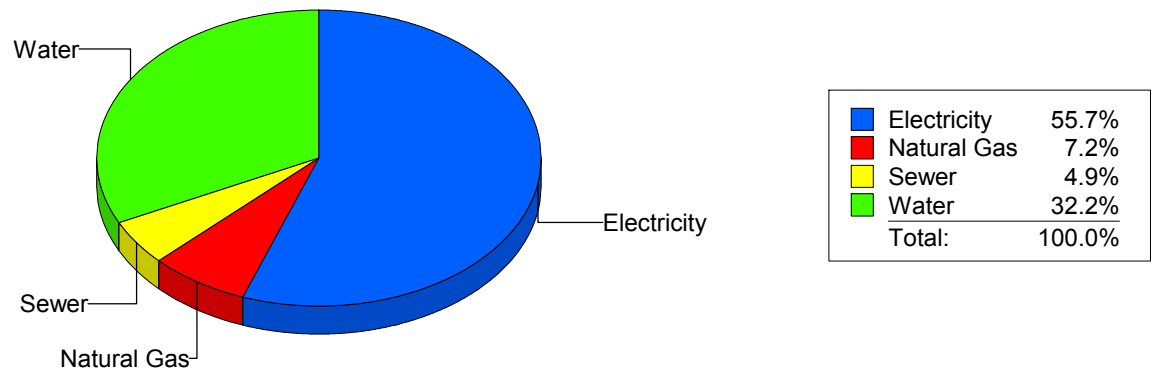
Cost Avoidance Program

Cost Summary Graph

Grouped by Energy Type

Energy Type	Use	Units	Meter Cost	Special Charges	Total Cost	Avg Unit Cost	% of Total Cost
Site: LUNDY - LUNDY							
Electricity	56,600	KWH	\$6,540.51	\$0.00	\$6,540.51	0.1156	55.67%
Natural Gas	1,336	CCF	\$843.09	\$0.00	\$843.09	0.6311	7.18%
Water	1,048	CCF	\$3,783.56	\$0.00	\$3,783.56	3.6103	32.20%
Sewer	224	CCF	\$581.33	\$0.00	\$581.33	2.5952	4.95%
Total Cost:			\$11,748.49	\$0.00	\$11,748.49		

For LUNDY



Filters: Cost Center Name Not Equal To DoNotReport; Billing Period Equal To 201511All Meter CodesAll Group Names

elpaso

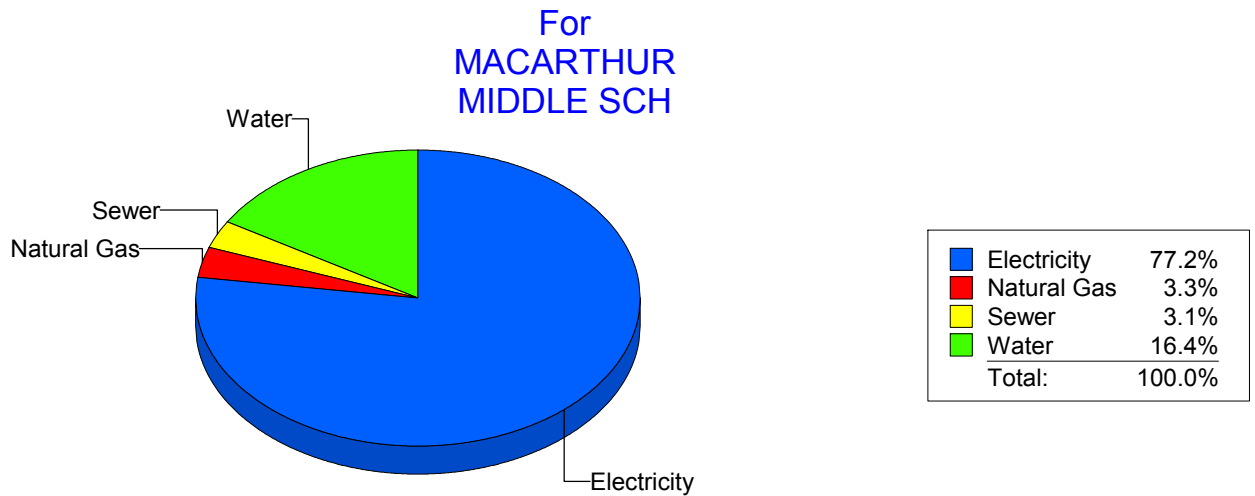
Energy CAP

Cost Avoidance Program

Cost Summary Graph

Grouped by Energy Type

Energy Type	Use	Units	Meter Cost	Special Charges	Total Cost	Avg Unit Cost	% of Total Cost
Site: MACARTHUR MIDDLE SCH - MACARTHUR MIDDLE SCH							
Electricity	75,240	KWH	\$7,568.00	\$0.00	\$7,568.00	0.1006	77.21%
Natural Gas	455	CCF	\$324.36	\$0.00	\$324.36	0.7129	3.31%
Water	439	CCF	\$1,610.10	\$0.00	\$1,610.10	3.6677	16.43%
Sewer	93	CCF	\$299.31	\$0.00	\$299.31	3.2184	3.05%
Total Cost:			\$9,801.77	\$0.00	\$9,801.77		



Filters: Cost Center Name Not Equal To DoNotReport; Billing Period Equal To 201511All Meter CodesAll Group Names

elpaso

Energy CAP

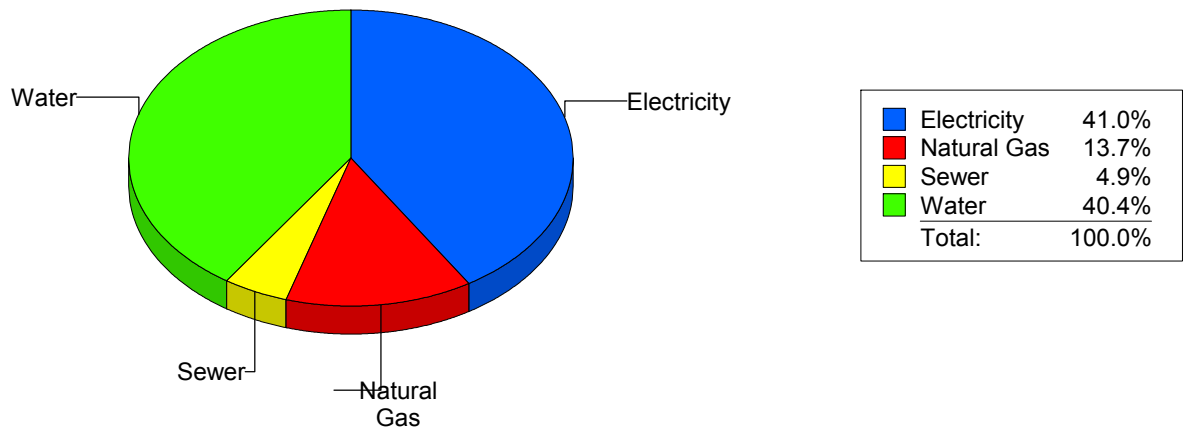
Cost Avoidance Program

Cost Summary Graph

Grouped by Energy Type

Energy Type	Use	Units	Meter Cost	Special Charges	Total Cost	Avg Unit Cost	% of Total Cost
Site: MAGOFFIN MIDDLE SCHO - MAGOFFIN MIDDLE SCHO							
Electricity	16,970	KWH	\$2,585.17	\$0.00	\$2,585.17	0.1523	41.04%
Natural Gas	1,619	CCF	\$860.75	\$0.00	\$860.75	0.5317	13.66%
Water	627	CCF	\$2,546.57	\$0.00	\$2,546.57	4.0615	40.42%
Sewer	40	CCF	\$307.17	\$0.00	\$307.17	7.6793	4.88%
Total Cost:			\$6,299.66	\$0.00	\$6,299.66		

For MAGOFFIN
MIDDLE SCHO



Filters: Cost Center Name Not Equal To DoNotReport; Billing Period Equal To 201511All Meter CodesAll Group Names

elpaso

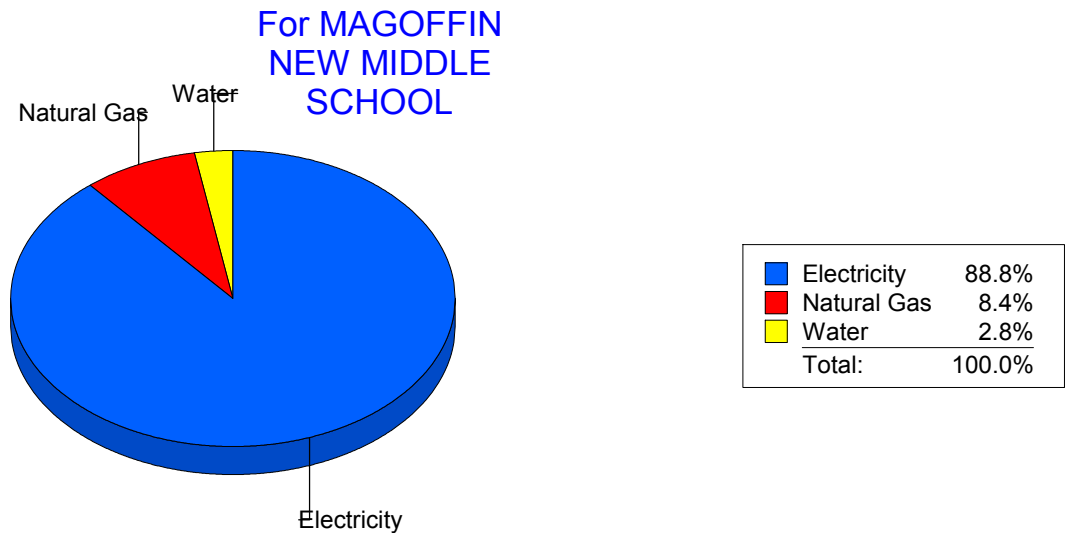
Energy CAP

Cost Avoidance Program

Cost Summary Graph

Grouped by Energy Type

Energy Type	Use	Units	Meter Cost	Special Charges	Total Cost	Avg Unit Cost	% of Total Cost
Site: MAGOFFINMIDDLESCHOOLN047 - MAGOFFIN NEW MIDDLE SCHOOL							
Electricity	76,800	KWH	\$8,039.15	\$0.00	\$8,039.15	0.1047	88.81%
Natural Gas	1,403	CCF	\$761.44	\$0.00	\$761.44	0.5427	8.41%
Water	0	CCF	\$251.48	\$0.00	\$251.48	0.0000	2.78%
Total Cost:			\$9,052.07	\$0.00	\$9,052.07		



Filters: Cost Center Name Not Equal To DoNotReport; Billing Period Equal To 201511All Meter CodesAll Group Names

elpaso

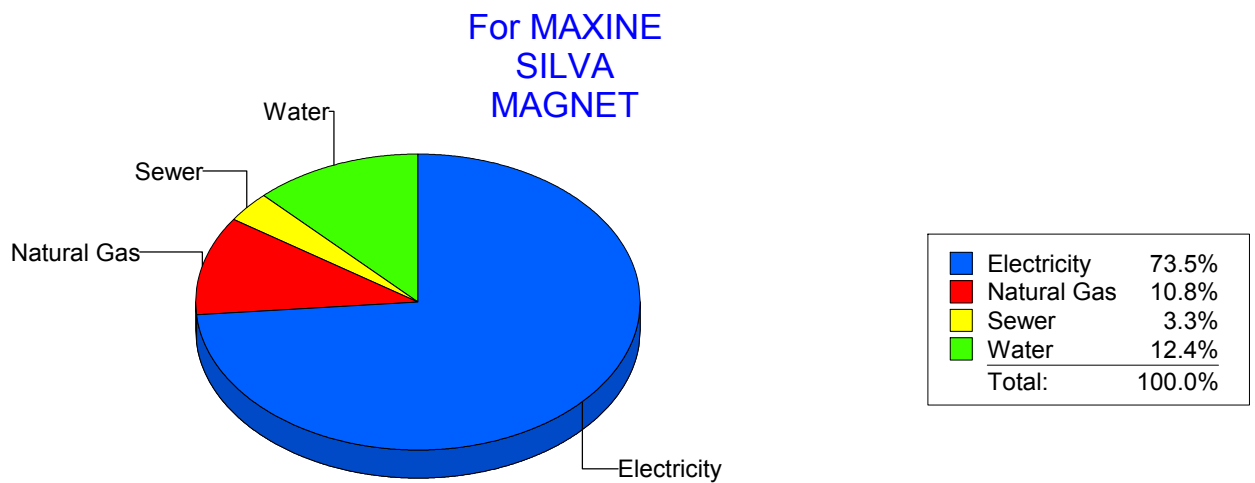
Energy CAP

Cost Avoidance Program

Cost Summary Graph

Grouped by Energy Type

Energy Type	Use	Units	Meter Cost	Special Charges	Total Cost	Avg Unit Cost	% of Total Cost
Site: MAXINE SILVA MAGNET - MAXINE SILVA MAGNET							
Electricity	61,500	KWH	\$6,106.96	\$0.00	\$6,106.96	0.0993	73.53%
Natural Gas	1,696	CCF	\$896.24	\$0.00	\$896.24	0.5284	10.79%
Water	266	CCF	\$1,026.62	\$0.00	\$1,026.62	3.8595	12.36%
Sewer	77	CCF	\$275.47	\$0.00	\$275.47	3.5775	3.32%
Total Cost:			\$8,305.29	\$0.00	\$8,305.29		



Filters: Cost Center Name Not Equal To DoNotReport; Billing Period Equal To 201511All Meter CodesAll Group Names

elpaso

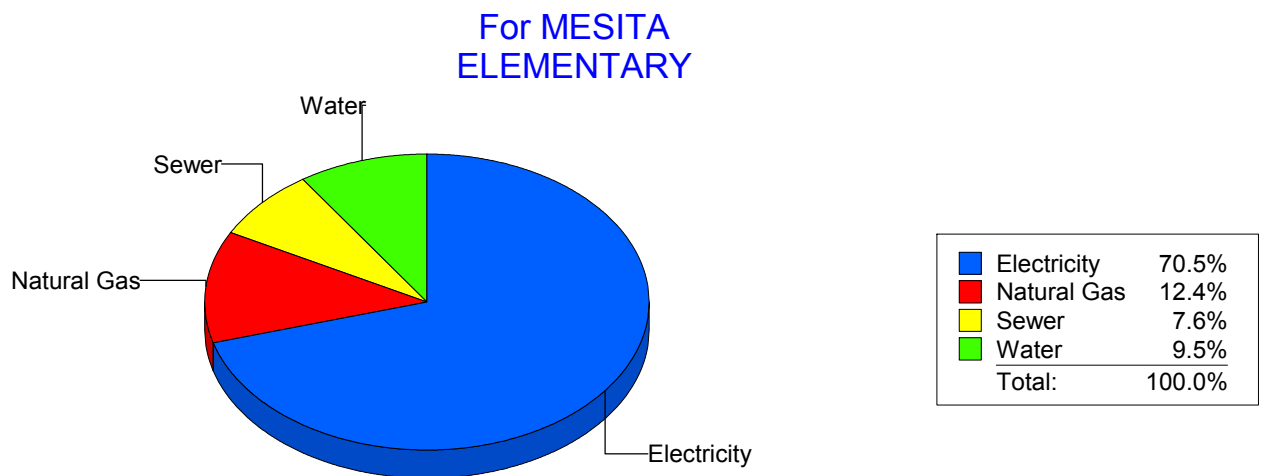
Energy CAP

Cost Avoidance Program

Cost Summary Graph

Grouped by Energy Type

Energy Type	Use	Units	Meter Cost	Special Charges	Total Cost	Avg Unit Cost	% of Total Cost
Site: MESITA ELEMENTARY - MESITA ELEMENTARY							
Electricity	70,080	KWH	\$7,333.79	\$0.00	\$7,333.79	0.1046	70.48%
Natural Gas	2,308	CCF	\$1,290.77	\$0.00	\$1,290.77	0.5593	12.41%
Water	283	CCF	\$984.42	\$0.00	\$984.42	3.4785	9.46%
Sewer	368	CCF	\$795.89	\$0.00	\$795.89	2.1627	7.65%
Total Cost:			\$10,404.87	\$0.00	\$10,404.87		



Filters: Cost Center Name Not Equal To DoNotReport; Billing Period Equal To 201511All Meter CodesAll Group Names

elpaso

Energy CAP

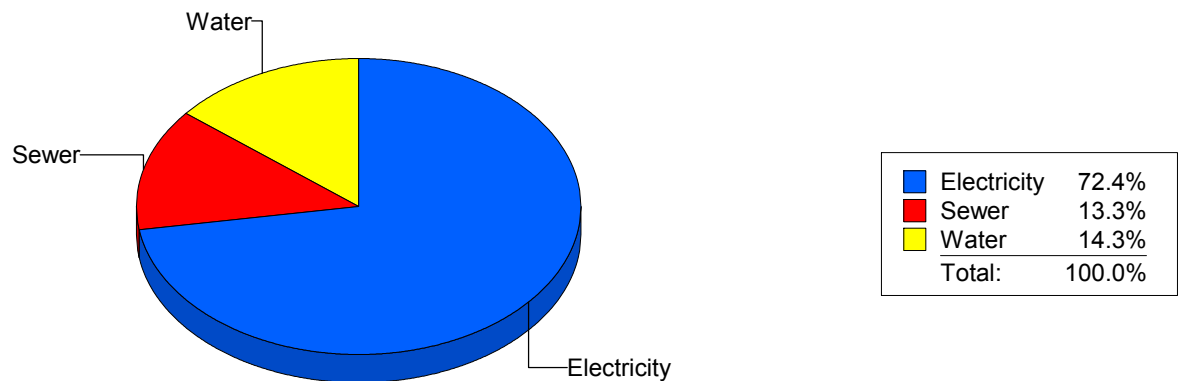
Cost Avoidance Program

Cost Summary Graph

Grouped by Energy Type

Energy Type	Use	Units	Meter Cost	Special Charges	Total Cost	Avg Unit Cost	% of Total Cost
Site: MILAM ELEMENTARY - MILAM ELEMENTARY							
Electricity	15,480	KWH	\$1,632.26	\$0.00	\$1,632.26	0.1054	72.36%
Water	105	CCF	\$322.62	\$0.00	\$322.62	3.0726	14.30%
Sewer	94	CCF	\$300.80	\$0.00	\$300.80	3.2000	13.34%
Total Cost:			\$2,255.68	\$0.00	\$2,255.68		

For MILAM
ELEMENTARY



Filters: Cost Center Name Not Equal To DoNotReport; Billing Period Equal To 201511All Meter CodesAll Group Names

elpaso

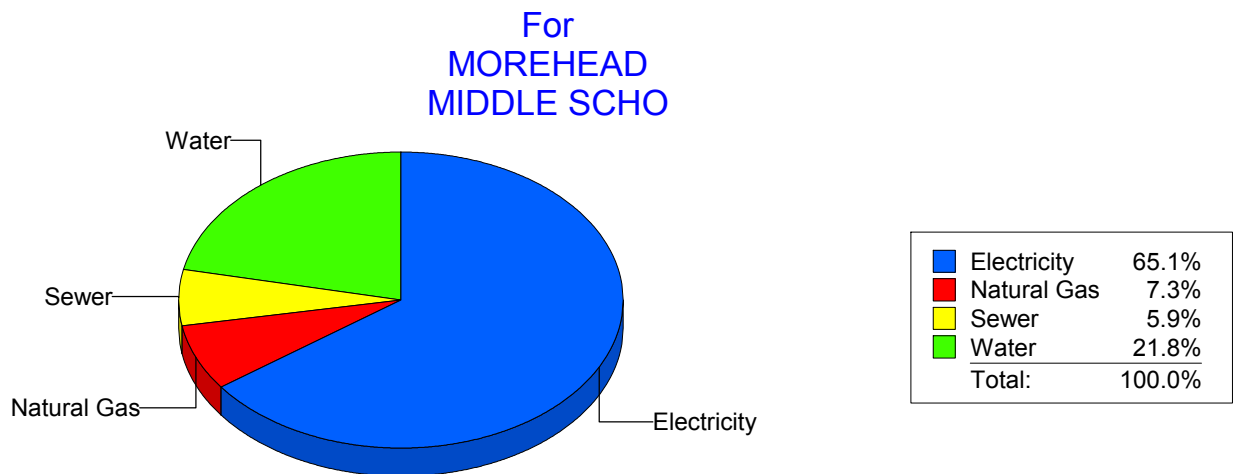
Energy CAP

Cost Avoidance Program

Cost Summary Graph

Grouped by Energy Type

Energy Type	Use	Units	Meter Cost	Special Charges	Total Cost	Avg Unit Cost	% of Total Cost
Site: MOREHEAD MIDDLE SCHO - MOREHEAD MIDDLE SCHO							
Electricity	66,009	KWH	\$6,558.59	\$0.00	\$6,558.59	0.0994	65.05%
Natural Gas	1,340	CCF	\$732.47	\$0.00	\$732.47	0.5466	7.27%
Water	1,185	CCF	\$2,192.98	\$0.00	\$2,192.98	1.8506	21.75%
Sewer	235	CCF	\$597.72	\$0.00	\$597.72	2.5435	5.93%
Total Cost:			\$10,081.76	\$0.00	\$10,081.76		



Filters: Cost Center Name Not Equal To DoNotReport; Billing Period Equal To 201511All Meter CodesAll Group Names

elpaso

Energy CAP

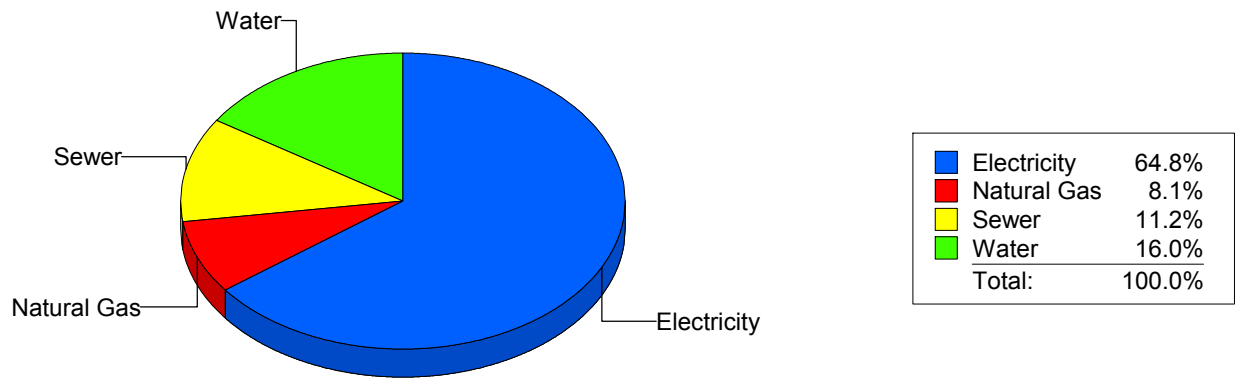
Cost Avoidance Program

Cost Summary Graph

Grouped by Energy Type

Energy Type	Use	Units	Meter Cost	Special Charges	Total Cost	Avg Unit Cost	% of Total Cost
Site: NEWMAN ELEMENTARY - NEWMAN ELEMENTARY							
Electricity	28,608	KWH	\$3,407.30	\$0.00	\$3,407.30	0.1191	64.79%
Natural Gas	178	CCF	\$425.19	\$0.00	\$425.19	2.3887	8.08%
Water	396	CCF	\$838.85	\$0.00	\$838.85	2.1183	15.95%
Sewer	309	CCF	\$587.67	\$0.00	\$587.67	1.9018	11.17%
Total Cost:			\$5,259.01	\$0.00	\$5,259.01		

For NEWMAN
ELEMENTARY



Filters: Cost Center Name Not Equal To DoNotReport; Billing Period Equal To 201511All Meter CodesAll Group Names

elpaso

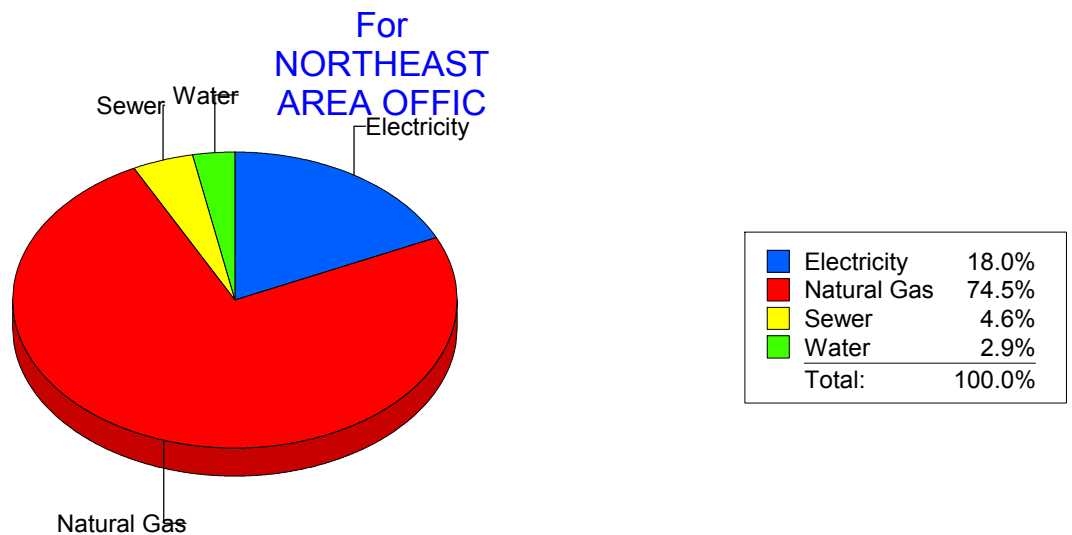
Energy CAP

Cost Avoidance Program

Cost Summary Graph

Grouped by Energy Type

Energy Type	Use	Units	Meter Cost	Special Charges	Total Cost	Avg Unit Cost	% of Total Cost
Site: NORTHEAST AREA OFFIC - NORTHEAST AREA OFFIC							
Electricity	1,160	KWH	\$137.23	\$0.00	\$137.23	0.1183	17.97%
Natural Gas	275	CCF	\$568.81	\$0.00	\$568.81	2.0684	74.47%
Water	0	CCF	\$22.36	\$0.00	\$22.36	0.0000	2.93%
Sewer	0	CCF	\$35.40	\$0.00	\$35.40	0.0000	4.63%
Total Cost:			\$763.80	\$0.00	\$763.80		



Filters: Cost Center Name Not Equal To DoNotReport; Billing Period Equal To 201511All Meter CodesAll Group Names

elpaso


Energy CAP

Cost Avoidance Program

Cost Summary Graph

Grouped by Energy Type

Energy Type	Use	Units	Meter Cost	Special Charges	Total Cost	Avg Unit Cost	% of Total Cost
Site: NORTHEAST AREA TRANS - NORTHEAST AREA TRANS							
Electricity	5,868	KWH	\$525.62	\$0.00	\$525.62	0.0896	35.12%
Natural Gas	259	CCF	\$347.52	\$0.00	\$347.52	1.3418	23.22%
Water	53	CCF	\$315.03	\$0.00	\$315.03	5.9440	21.05%
Sewer	41	CCF	\$308.66	\$0.00	\$308.66	7.5283	20.62%
Total Cost:			\$1,496.83	\$0.00	\$1,496.83		



Filters: Cost Center Name Not Equal To DoNotReport; Billing Period Equal To 201511All Meter CodesAll Group Names

elpaso

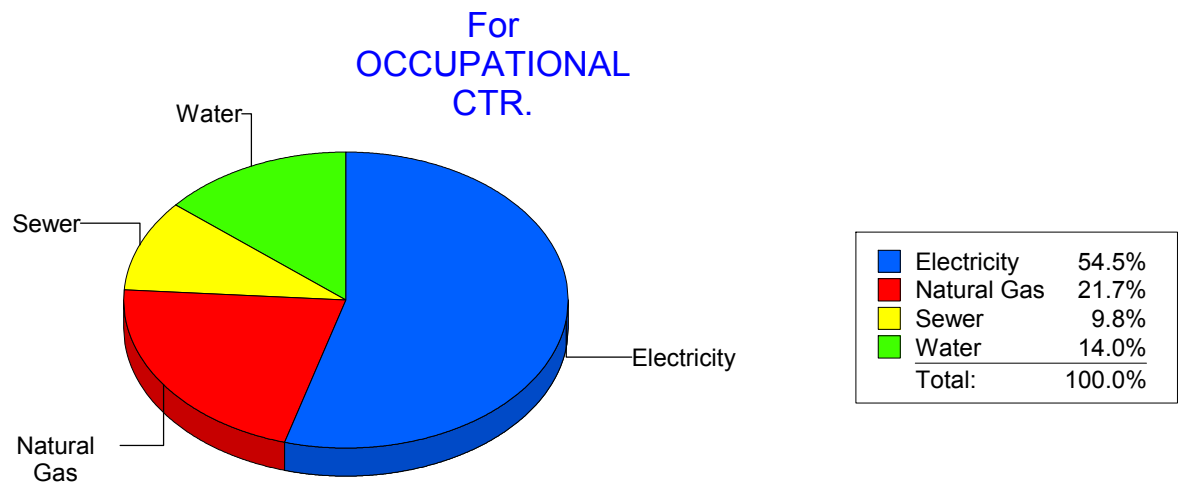
Energy CAP

Cost Avoidance Program

Cost Summary Graph

Grouped by Energy Type

Energy Type	Use	Units	Meter Cost	Special Charges	Total Cost	Avg Unit Cost	% of Total Cost
Site: OCCUPATIONAL CTR. - OCCUPATIONAL CTR.							
Electricity	3,100	KWH	\$361.59	\$0.00	\$361.59	0.1166	54.51%
Natural Gas	73	CCF	\$143.72	\$0.00	\$143.72	1.9688	21.66%
Water	8	CCF	\$92.83	\$0.00	\$92.83	11.6038	13.99%
Sewer	5	CCF	\$65.24	\$0.00	\$65.24	13.0480	9.83%
Total Cost:			\$663.38	\$0.00	\$663.38		



Filters: Cost Center Name Not Equal To DoNotReport; Billing Period Equal To 201511All Meter CodesAll Group Names

elpaso

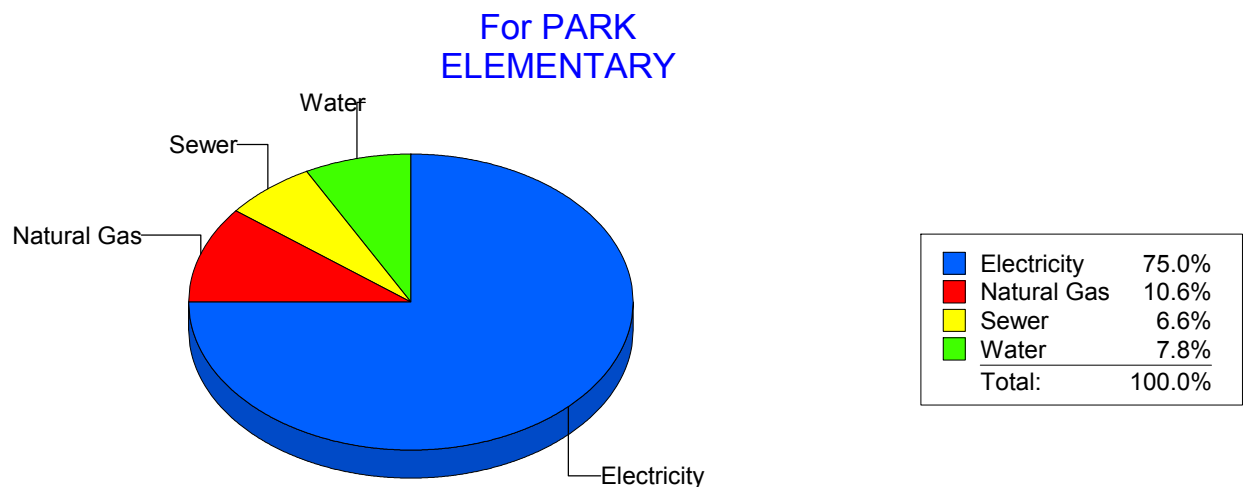
Energy CAP

Cost Avoidance Program

Cost Summary Graph

Grouped by Energy Type

Energy Type	Use	Units	Meter Cost	Special Charges	Total Cost	Avg Unit Cost	% of Total Cost
Site: PARK ELEMENTARY - PARK ELEMENTARY							
Electricity	32,322	KWH	\$3,779.82	\$0.00	\$3,779.82	0.1169	74.99%
Natural Gas	658	CCF	\$534.37	\$0.00	\$534.37	0.8121	10.60%
Water	119	CCF	\$395.67	\$0.00	\$395.67	3.3250	7.85%
Sewer	90	CCF	\$330.83	\$0.00	\$330.83	3.6759	6.56%
Total Cost:			\$5,040.69	\$0.00	\$5,040.69		



Filters: Cost Center Name Not Equal To DoNotReport; Billing Period Equal To 201511All Meter CodesAll Group Names

elpaso

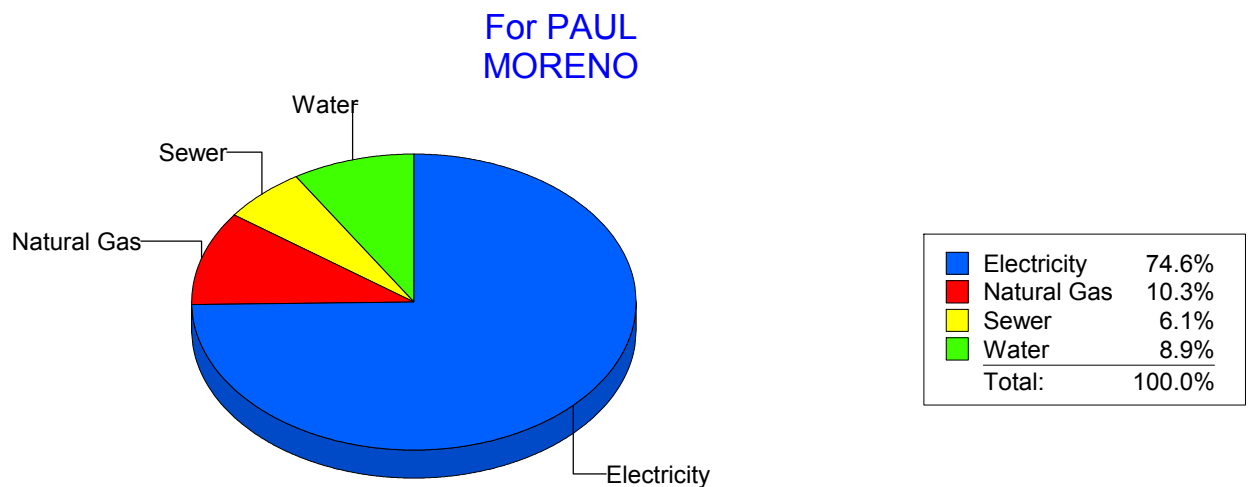
Energy CAP

Cost Avoidance Program

Cost Summary Graph

Grouped by Energy Type

Energy Type	Use	Units	Meter Cost	Special Charges	Total Cost	Avg Unit Cost	% of Total Cost
Site: PAUL MORENO - PAUL MORENO							
Electricity	43,500	KWH	\$4,640.70	\$0.00	\$4,640.70	0.1067	74.61%
Natural Gas	888	CCF	\$642.06	\$0.00	\$642.06	0.7230	10.32%
Water	145	CCF	\$556.27	\$0.00	\$556.27	3.8363	8.94%
Sewer	109	CCF	\$380.94	\$0.00	\$380.94	3.4949	6.12%
Total Cost:			\$6,219.97	\$0.00	\$6,219.97		



Filters: Cost Center Name Not Equal To DoNotReport; Billing Period Equal To 201511All Meter CodesAll Group Names

elpaso

Energy CAP

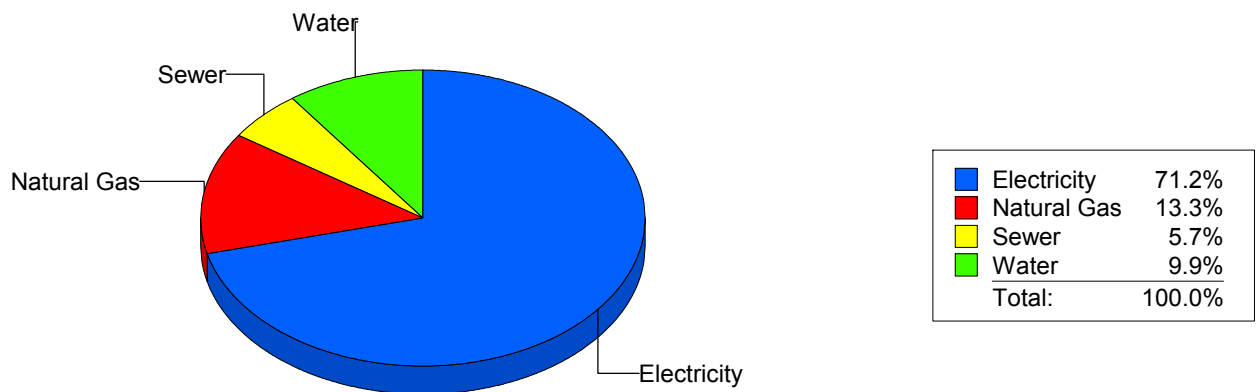
Cost Avoidance Program

Cost Summary Graph

Grouped by Energy Type

Energy Type	Use	Units	Meter Cost	Special Charges	Total Cost	Avg Unit Cost	% of Total Cost
Site: POLK ELEMENTARY - POLK ELEMENTARY							
Electricity	30,400	KWH	\$3,187.94	\$0.00	\$3,187.94	0.1049	71.22%
Natural Gas	783	CCF	\$593.35	\$0.00	\$593.35	0.7578	13.26%
Water	176	CCF	\$441.90	\$0.00	\$441.90	2.5108	9.87%
Sewer	62	CCF	\$253.12	\$0.00	\$253.12	4.0826	5.65%
Total Cost:			\$4,476.31	\$0.00	\$4,476.31		

For POLK
ELEMENTARY



Filters: Cost Center Name Not Equal To DoNotReport; Billing Period Equal To 201511All Meter CodesAll Group Names

elpaso

Energy CAP

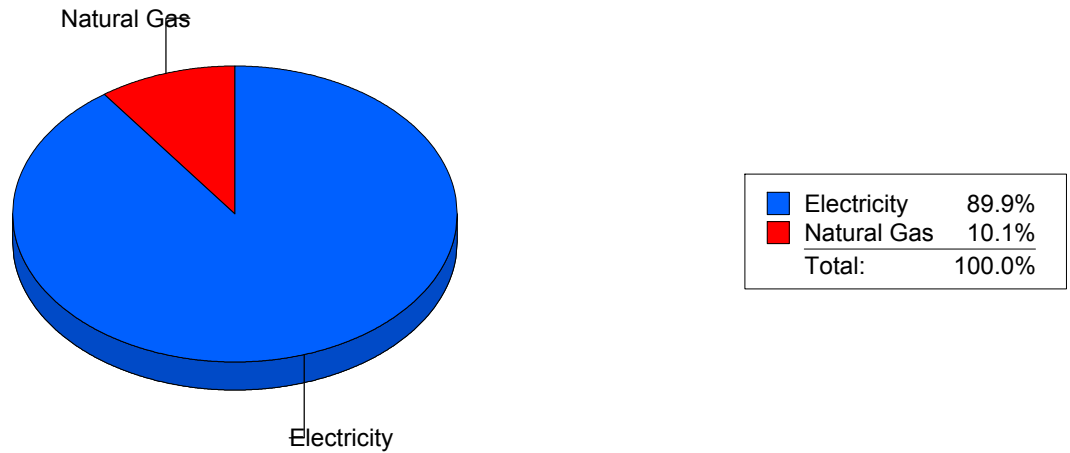
Cost Avoidance Program

Cost Summary Graph

Grouped by Energy Type

Energy Type	Use	Units	Meter Cost	Special Charges	Total Cost	Avg Unit Cost	% of Total Cost
Site: POWELL - POWELL							
Electricity	40,920	KWH	\$3,750.93	\$0.00	\$3,750.93	0.0917	89.95%
Natural Gas	659	CCF	\$419.18	\$0.00	\$419.18	0.6361	10.05%
Total Cost:			\$4,170.11	\$0.00	\$4,170.11		

For POWELL



Filters: Cost Center Name Not Equal To DoNotReport; Billing Period Equal To 201511All Meter CodesAll Group Names

elpaso

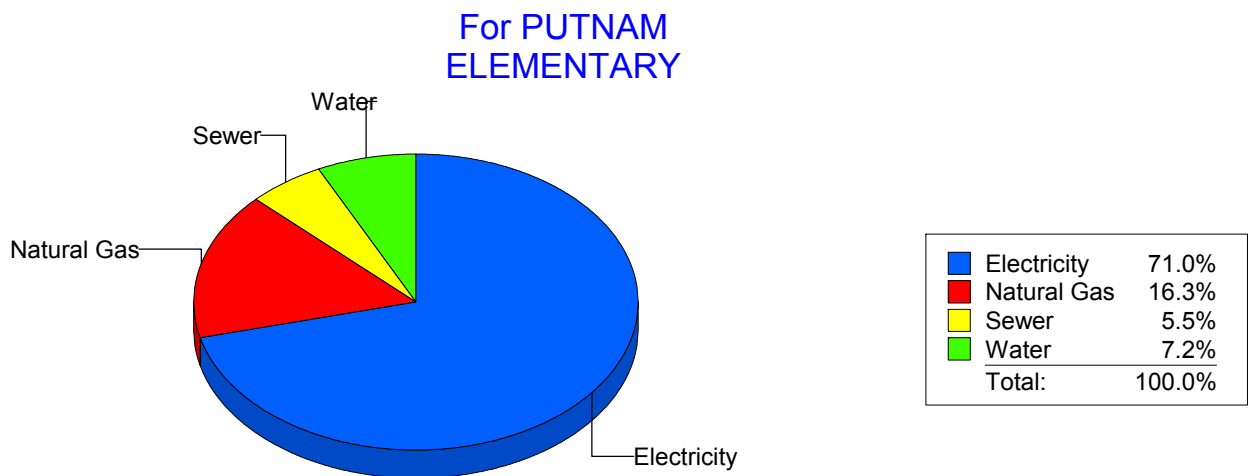
Energy CAP

Cost Avoidance Program

Cost Summary Graph

Grouped by Energy Type

Energy Type	Use	Units	Meter Cost	Special Charges	Total Cost	Avg Unit Cost	% of Total Cost
Site: PUTNAM ELEMENTARY - PUTNAM ELEMENTARY							
Electricity	31,412	KWH	\$3,424.26	\$0.00	\$3,424.26	0.1090	71.00%
Natural Gas	1,198	CCF	\$784.48	\$0.00	\$784.48	0.6548	16.27%
Water	162	CCF	\$347.54	\$0.00	\$347.54	2.1453	7.21%
Sewer	122	CCF	\$266.72	\$0.00	\$266.72	2.1862	5.53%
Total Cost:			\$4,823.00	\$0.00	\$4,823.00		



Filters: Cost Center Name Not Equal To DoNotReport; Billing Period Equal To 201511All Meter CodesAll Group Names

elpaso

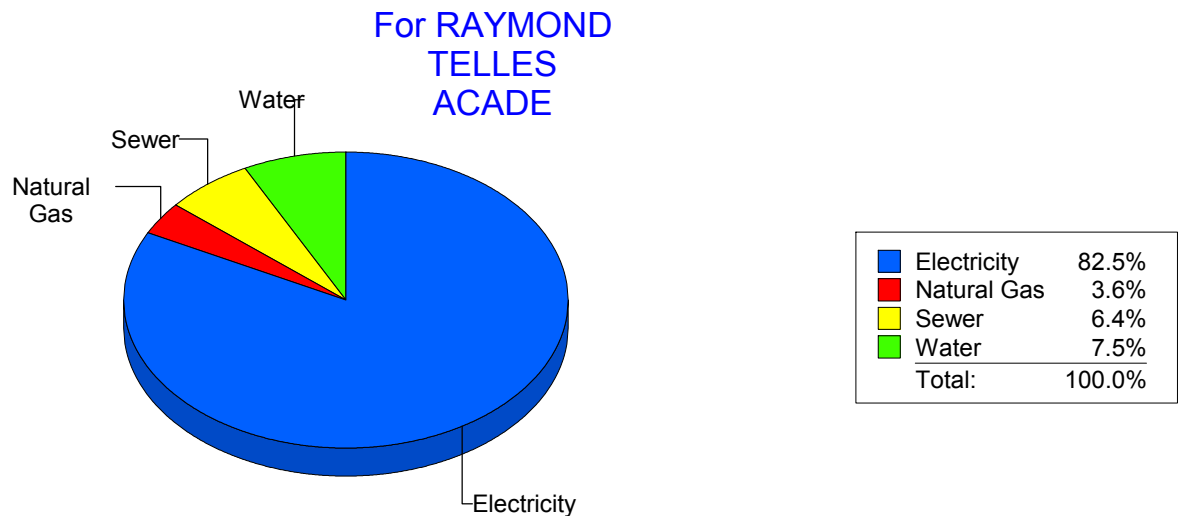
Energy CAP

Cost Avoidance Program

Cost Summary Graph

Grouped by Energy Type

Energy Type	Use	Units	Meter Cost	Special Charges	Total Cost	Avg Unit Cost	% of Total Cost
Site: RAYMOND TELLES ACADE - RAYMOND TELLES ACADE							
Electricity	24,000	KWH	\$2,930.67	\$0.00	\$2,930.67	0.1221	82.50%
Natural Gas	29	CCF	\$127.94	\$0.00	\$127.94	4.4117	3.60%
Water	56	CCF	\$265.79	\$0.00	\$265.79	4.7463	7.48%
Sewer	45	CCF	\$227.79	\$0.00	\$227.79	5.0620	6.41%
Total Cost:			\$3,552.19	\$0.00	\$3,552.19		



Filters: Cost Center Name Not Equal To DoNotReport; Billing Period Equal To 201511All Meter CodesAll Group Names

elpaso

Energy CAP

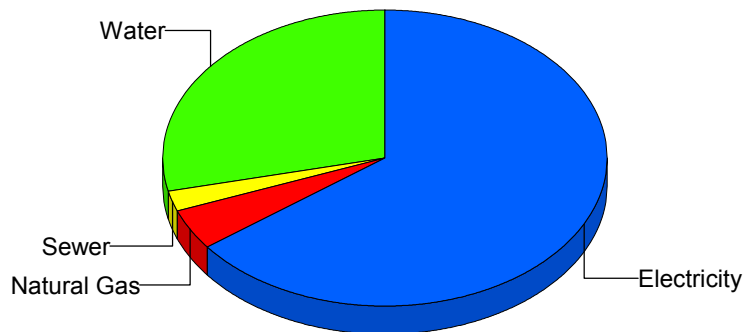
Cost Avoidance Program

Cost Summary Graph

Grouped by Energy Type

Energy Type	Use	Units	Meter Cost	Special Charges	Total Cost	Avg Unit Cost	% of Total Cost
Site: RICHARDSON MIDDLE - RICHARDSON MIDDLE							
Electricity	79,500	KWH	\$9,179.21	\$0.00	\$9,179.21	0.1155	64.74%
Natural Gas	1,154	CCF	\$646.90	\$0.00	\$646.90	0.5606	4.56%
Water	775	CCF	\$4,073.37	\$0.00	\$4,073.37	5.2560	28.73%
Sewer	79	CCF	\$278.45	\$0.00	\$278.45	3.5247	1.96%
Total Cost:			\$14,177.93	\$0.00	\$14,177.93		

For
RICHARDSON
MIDDLE



Electricity	64.7%
Natural Gas	4.6%
Sewer	2.0%
Water	28.7%
Total:	100.0%

Filters: Cost Center Name Not Equal To DoNotReport; Billing Period Equal To 201511All Meter CodesAll Group Names

elpaso

Energy CAP

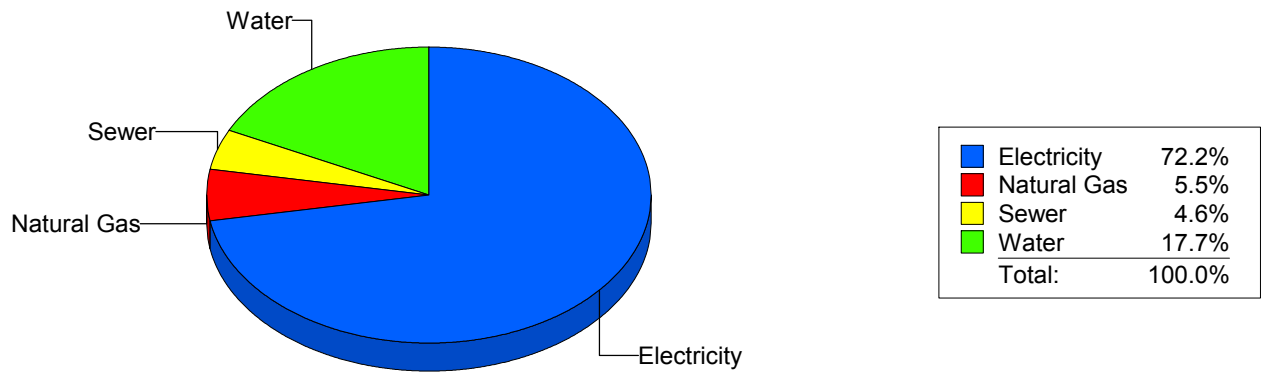
Cost Avoidance Program

Cost Summary Graph

Grouped by Energy Type

Energy Type	Use	Units	Meter Cost	Special Charges	Total Cost	Avg Unit Cost	% of Total Cost
Site: RIVERA ELEMENTARY - RIVERA ELEMENTARY							
Electricity	45,600	KWH	\$5,273.66	\$0.00	\$5,273.66	0.1157	72.23%
Natural Gas	614	CCF	\$398.49	\$0.00	\$398.49	0.6490	5.46%
Water	378	CCF	\$1,291.42	\$0.00	\$1,291.42	3.4165	17.69%
Sewer	119	CCF	\$338.05	\$0.00	\$338.05	2.8408	4.63%
Total Cost:			\$7,301.62	\$0.00	\$7,301.62		

For RIVERA
ELEMENTARY



Filters: Cost Center Name Not Equal To DoNotReport; Billing Period Equal To 201511All Meter CodesAll Group Names

elpaso

Energy CAP

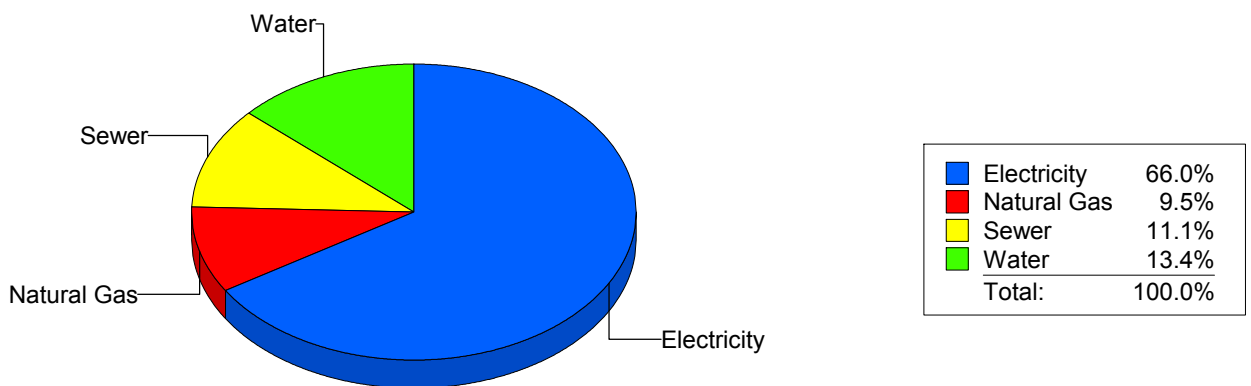
Cost Avoidance Program

Cost Summary Graph

Grouped by Energy Type

Energy Type	Use	Units	Meter Cost	Special Charges	Total Cost	Avg Unit Cost	% of Total Cost
Site: ROBERTS ELEMENTARY - ROBERTS ELEMENTARY							
Electricity	40,402	KWH	\$3,650.87	\$0.00	\$3,650.87	0.0904	66.02%
Natural Gas	632	CCF	\$524.00	\$0.00	\$524.00	0.8291	9.48%
Water	251	CCF	\$738.82	\$0.00	\$738.82	2.9435	13.36%
Sewer	298	CCF	\$616.56	\$0.00	\$616.56	2.0690	11.15%
Total Cost:			\$5,530.25	\$0.00	\$5,530.25		

For ROBERTS
ELEMENTARY



Filters: Cost Center Name Not Equal To DoNotReport; Billing Period Equal To 201511All Meter CodesAll Group Names

elpaso

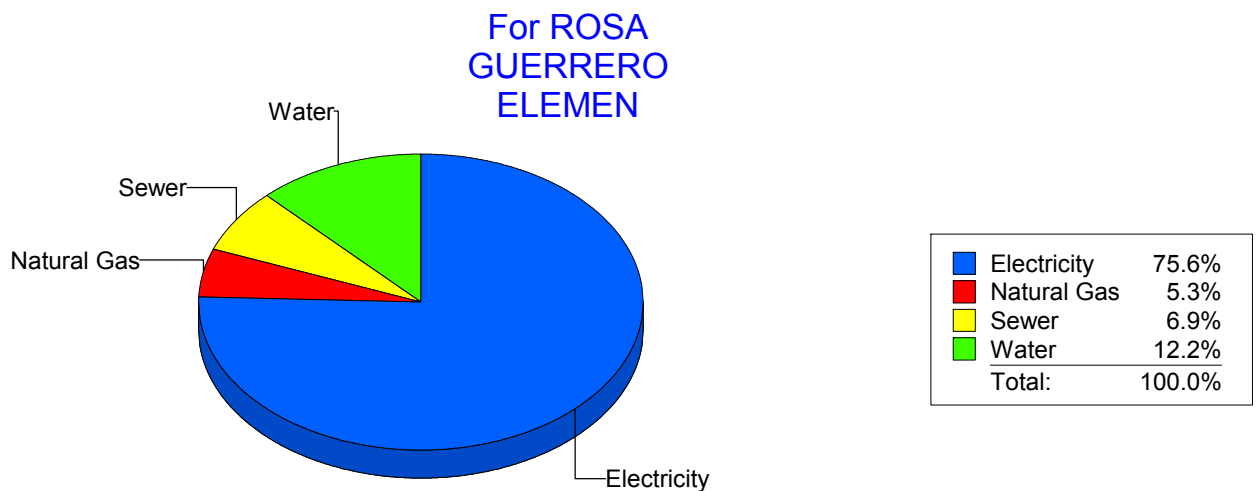
Energy CAP

Cost Avoidance Program

Cost Summary Graph

Grouped by Energy Type

Energy Type	Use	Units	Meter Cost	Special Charges	Total Cost	Avg Unit Cost	% of Total Cost
Site: ROSA GUERRERO ELEMEN - ROSA GUERRERO ELEMEN							
Electricity	37,900	KWH	\$4,808.51	\$0.00	\$4,808.51	0.1269	75.64%
Natural Gas	236	CCF	\$336.44	\$0.00	\$336.44	1.4256	5.29%
Water	272	CCF	\$772.94	\$0.00	\$772.94	2.8417	12.16%
Sewer	140	CCF	\$438.81	\$0.00	\$438.81	3.1344	6.90%
Total Cost:			\$6,356.70	\$0.00	\$6,356.70		



Filters: Cost Center Name Not Equal To DoNotReport; Billing Period Equal To 201511All Meter CodesAll Group Names

elpaso

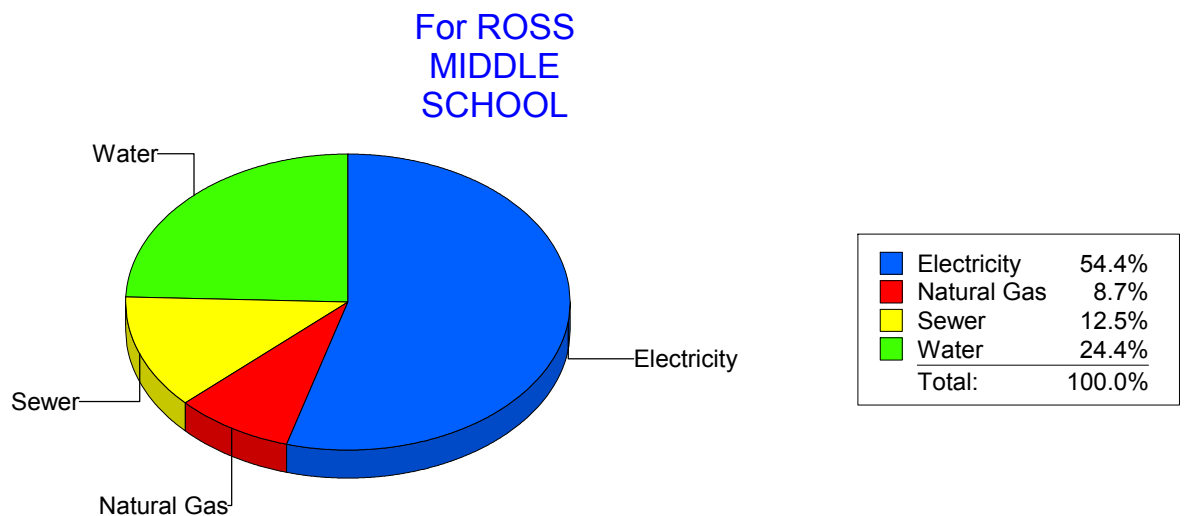
Energy CAP

Cost Avoidance Program

Cost Summary Graph

Grouped by Energy Type

Energy Type	Use	Units	Meter Cost	Special Charges	Total Cost	Avg Unit Cost	% of Total Cost
Site: ROSS MIDDLE SCHOOL - ROSS MIDDLE SCHOOL							
Electricity	43,879	KWH	\$5,088.34	\$0.00	\$5,088.34	0.1160	54.43%
Natural Gas	1,506	CCF	\$808.82	\$0.00	\$808.82	0.5371	8.65%
Water	1,189	CCF	\$2,279.44	\$0.00	\$2,279.44	1.9171	24.39%
Sewer	678	CCF	\$1,170.96	\$0.00	\$1,170.96	1.7271	12.53%
Total Cost:			\$9,347.56	\$0.00	\$9,347.56		



Filters: Cost Center Name Not Equal To DoNotReport; Billing Period Equal To 201511All Meter CodesAll Group Names

elpaso

Energy CAP

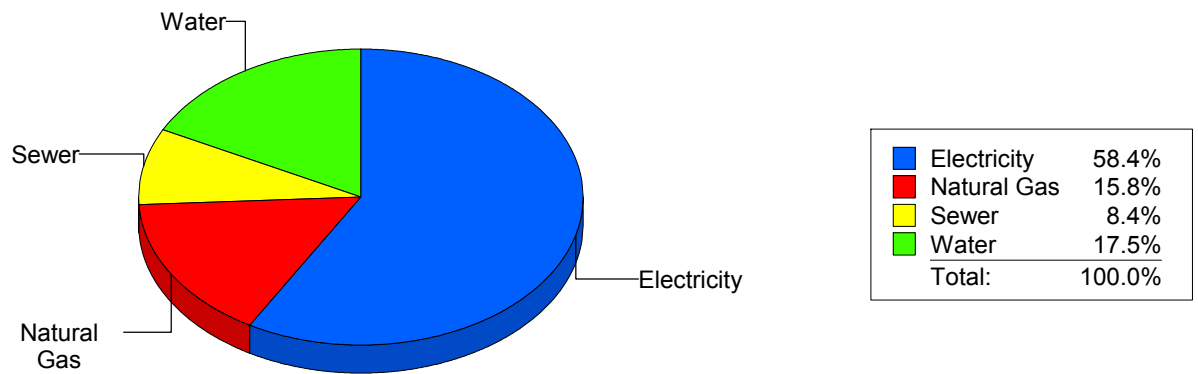
Cost Avoidance Program

Cost Summary Graph

Grouped by Energy Type

Energy Type	Use	Units	Meter Cost	Special Charges	Total Cost	Avg Unit Cost	% of Total Cost
Site: RUSK ELEMENTARY - RUSK ELEMENTARY							
Electricity	22,813	KWH	\$2,523.15	\$0.00	\$2,523.15	0.1106	58.41%
Natural Gas	716	CCF	\$680.47	\$0.00	\$680.47	0.9504	15.75%
Water	255	CCF	\$753.92	\$0.00	\$753.92	2.9565	17.45%
Sewer	142	CCF	\$362.32	\$0.00	\$362.32	2.5515	8.39%
Total Cost:			\$4,319.86	\$0.00	\$4,319.86		

For RUSK
ELEMENTARY



Filters: Cost Center Name Not Equal To DoNotReport; Billing Period Equal To 201511All Meter CodesAll Group Names

elpaso

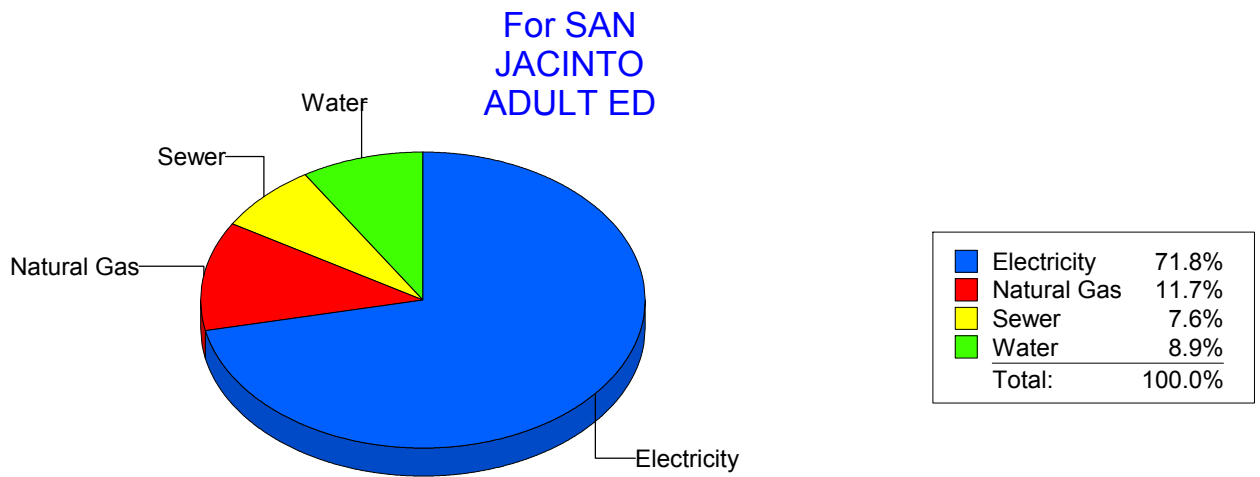
Energy CAP

Cost Avoidance Program

Cost Summary Graph

Grouped by Energy Type

Energy Type	Use	Units	Meter Cost	Special Charges	Total Cost	Avg Unit Cost	% of Total Cost
Site: SAN JACINTO ADULT ED - SAN JACINTO ADULT ED							
Electricity	5,600	KWH	\$1,008.48	\$0.00	\$1,008.48	0.1801	71.79%
Natural Gas	123	CCF	\$164.38	\$0.00	\$164.38	1.3364	11.70%
Water	31	CCF	\$125.24	\$0.00	\$125.24	4.0400	8.92%
Sewer	25	CCF	\$106.72	\$0.00	\$106.72	4.2688	7.60%
Total Cost:			\$1,404.82	\$0.00	\$1,404.82		



Filters: Cost Center Name Not Equal To DoNotReport; Billing Period Equal To 201511All Meter CodesAll Group Names

elpaso

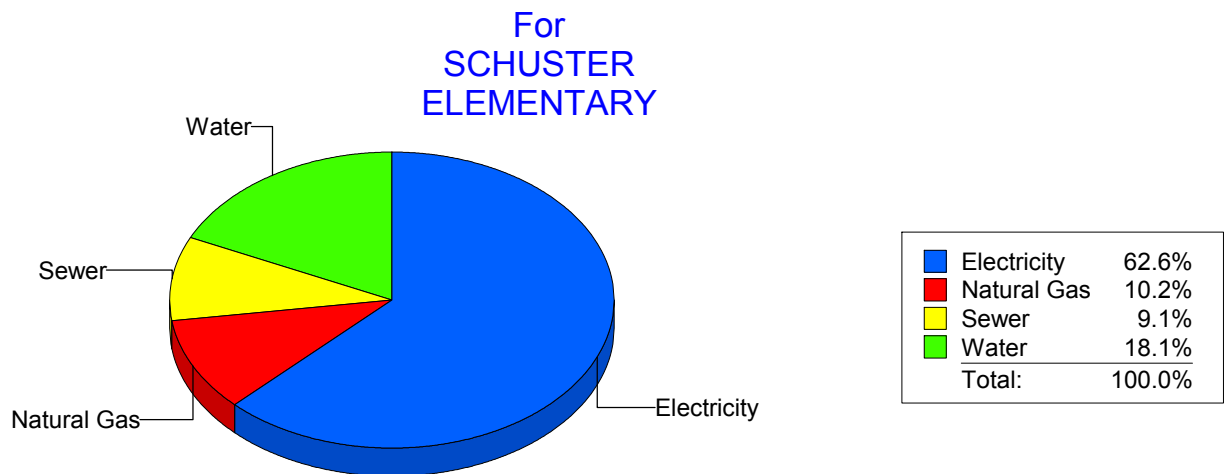
Energy CAP

Cost Avoidance Program

Cost Summary Graph

Grouped by Energy Type

Energy Type	Use	Units	Meter Cost	Special Charges	Total Cost	Avg Unit Cost	% of Total Cost
Site: SCHUSTER ELEMENTARY - SCHUSTER ELEMENTARY							
Electricity	18,159	KWH	\$1,842.41	\$0.00	\$1,842.41	0.1015	62.58%
Natural Gas	403	CCF	\$299.33	\$0.00	\$299.33	0.7428	10.17%
Water	245	CCF	\$533.06	\$0.00	\$533.06	2.1758	18.11%
Sewer	134	CCF	\$269.13	\$0.00	\$269.13	2.0084	9.14%
Total Cost:			\$2,943.93	\$0.00	\$2,943.93		



Filters: Cost Center Name Not Equal To DoNotReport; Billing Period Equal To 201511All Meter CodesAll Group Names

elpaso

Energy CAP

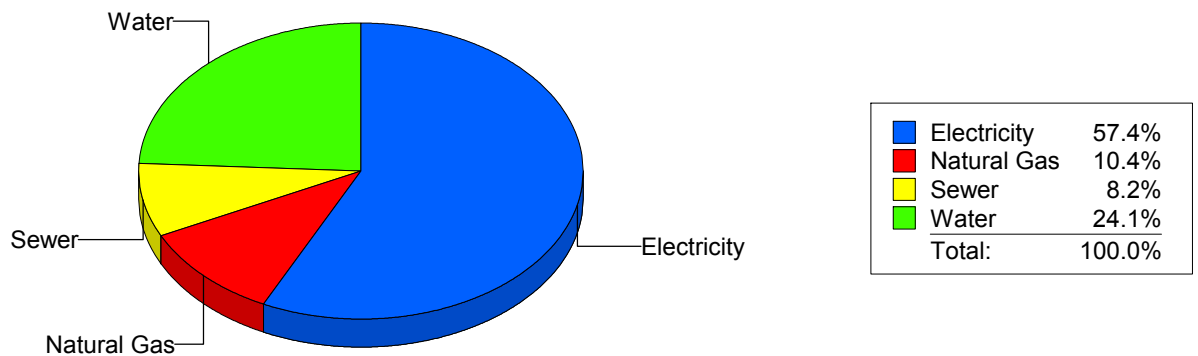
Cost Avoidance Program

Cost Summary Graph

Grouped by Energy Type

Energy Type	Use	Units	Meter Cost	Special Charges	Total Cost	Avg Unit Cost	% of Total Cost
Site: STANTON ELEMENTARY - STANTON ELEMENTARY							
Electricity	24,625	KWH	\$2,977.62	\$0.00	\$2,977.62	0.1209	57.35%
Natural Gas	669	CCF	\$540.22	\$0.00	\$540.22	0.8075	10.41%
Water	469	CCF	\$1,248.61	\$0.00	\$1,248.61	2.6623	24.05%
Sewer	200	CCF	\$425.26	\$0.00	\$425.26	2.1263	8.19%
Total Cost:			\$5,191.71	\$0.00	\$5,191.71		

For STANTON
ELEMENTARY



Filters: Cost Center Name Not Equal To DoNotReport; Billing Period Equal To 201511All Meter CodesAll Group Names

elpaso

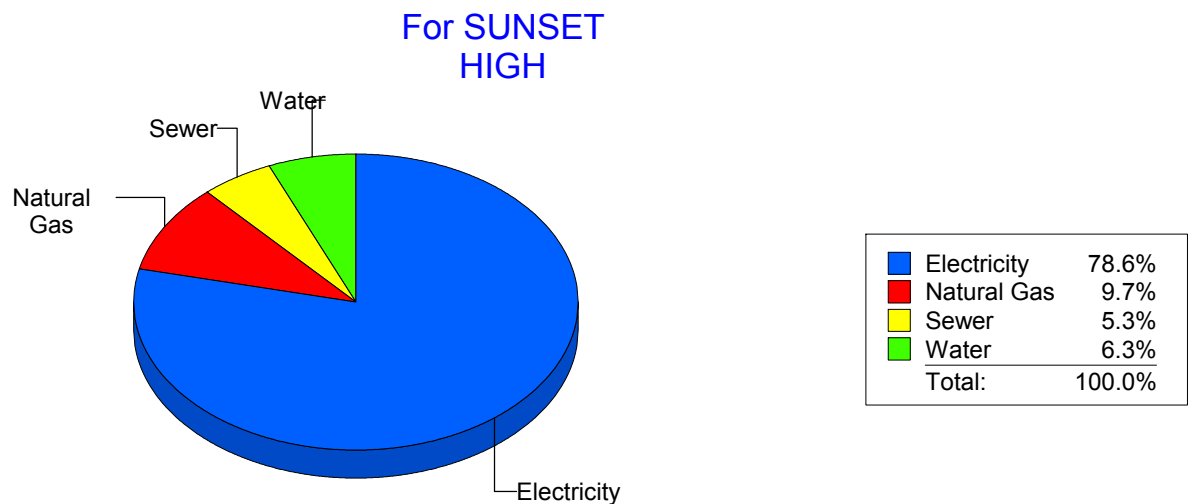
Energy CAP

Cost Avoidance Program

Cost Summary Graph

Grouped by Energy Type

Energy Type	Use	Units	Meter Cost	Special Charges	Total Cost	Avg Unit Cost	% of Total Cost
Site: SUNSET HIGH - SUNSET HIGH							
Electricity	15,520	KWH	\$1,740.03	\$0.00	\$1,740.03	0.1121	78.62%
Natural Gas	229	CCF	\$215.54	\$0.00	\$215.54	0.9412	9.74%
Water	40	CCF	\$140.36	\$0.00	\$140.36	3.5090	6.34%
Sewer	32	CCF	\$117.15	\$0.00	\$117.15	3.6609	5.29%
Total Cost:			\$2,213.08	\$0.00	\$2,213.08		



Filters: Cost Center Name Not Equal To DoNotReport; Billing Period Equal To 201511All Meter CodesAll Group Names

elpaso

Energy CAP

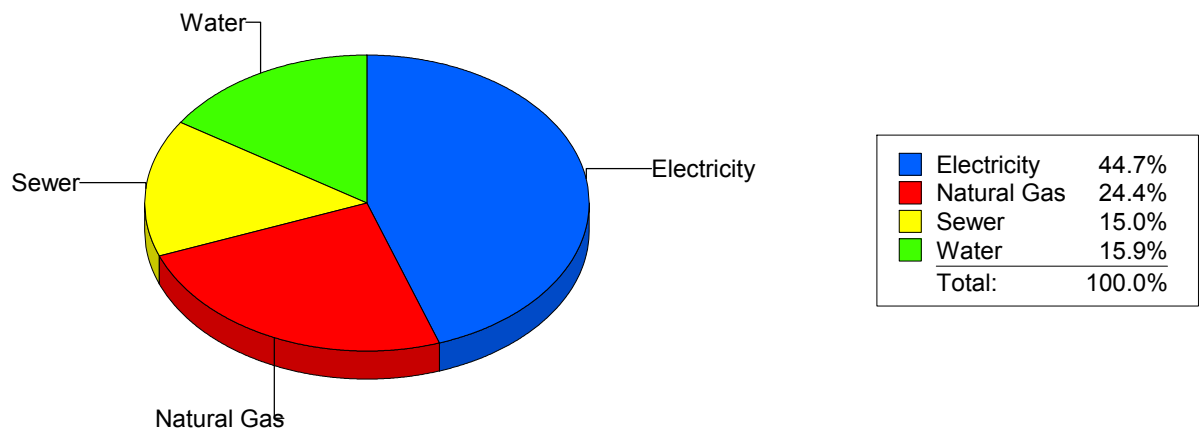
Cost Avoidance Program

Cost Summary Graph

Grouped by Energy Type

Energy Type	Use	Units	Meter Cost	Special Charges	Total Cost	Avg Unit Cost	% of Total Cost
Site: TENNISCENTER - TENNIS CENTER							
Electricity		327 KWH	\$215.04	\$0.00	\$215.04	0.6576	44.66%
Natural Gas		0 CCF	\$117.53	\$0.00	\$117.53	0.0000	24.41%
Water		2 CCF	\$76.52	\$0.00	\$76.52	38.2600	15.89%
Sewer		2 CCF	\$72.45	\$0.00	\$72.45	36.2250	15.05%
Total Cost:			\$481.54	\$0.00	\$481.54		

For TENNIS
CENTER



Filters: Cost Center Name Not Equal To DoNotReport; Billing Period Equal To 201511All Meter CodesAll Group Names

elpaso

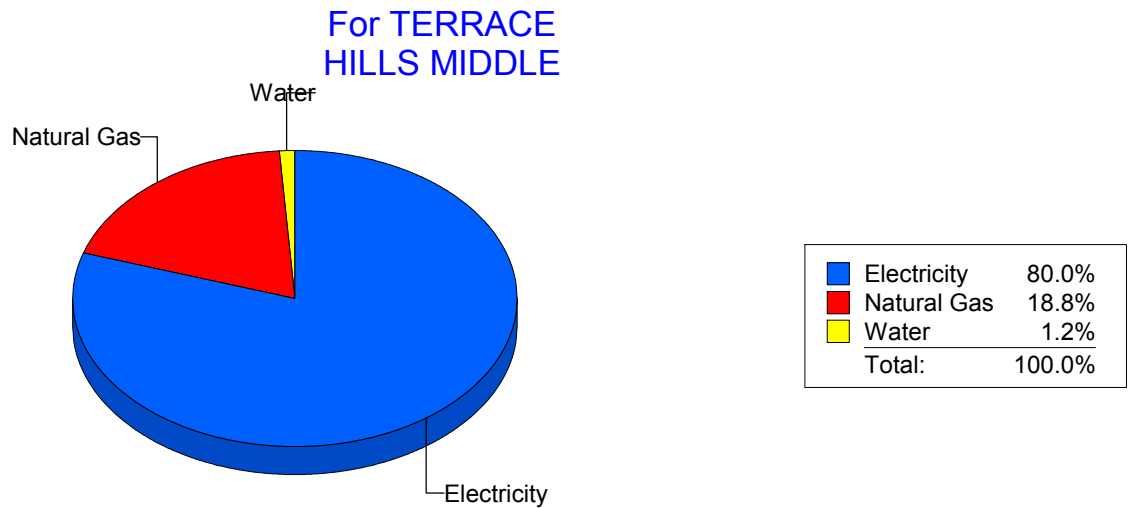
Energy CAP

Cost Avoidance Program

Cost Summary Graph

Grouped by Energy Type

Energy Type	Use	Units	Meter Cost	Special Charges	Total Cost	Avg Unit Cost	% of Total Cost
Site: TERRACE HILLS MIDDLE - TERRACE HILLS MIDDLE							
Electricity	27,450	KWH	\$2,756.07	\$0.00	\$2,756.07	0.1004	79.96%
Natural Gas	922	CCF	\$648.10	\$0.00	\$648.10	0.7029	18.80%
Water	0	CCF	\$42.47	\$0.00	\$42.47	0.0000	1.23%
Total Cost:			\$3,446.64	\$0.00	\$3,446.64		



Filters: Cost Center Name Not Equal To DoNotReport; Billing Period Equal To 201511All Meter CodesAll Group Names

elpaso

Energy CAP

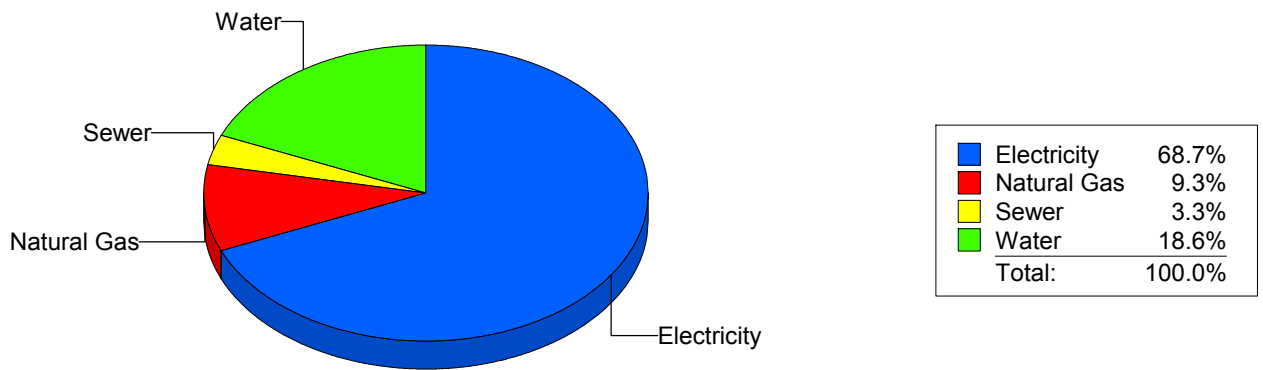
Cost Avoidance Program

Cost Summary Graph

Grouped by Energy Type

Energy Type	Use	Units	Meter Cost	Special Charges	Total Cost	Avg Unit Cost	% of Total Cost
Site: TIPPIN - TIPPIN ELEMENTARY							
Electricity	60,360	KWH	\$6,111.49	\$0.00	\$6,111.49	0.1013	68.74%
Natural Gas	1,552	CCF	\$830.10	\$0.00	\$830.10	0.5349	9.34%
Water	339	CCF	\$1,656.07	\$0.00	\$1,656.07	4.8852	18.63%
Sewer	89	CCF	\$293.35	\$0.00	\$293.35	3.2961	3.30%
Total Cost:			\$8,891.01	\$0.00	\$8,891.01		

For TIPPIN
ELEMENTARY



Filters: Cost Center Name Not Equal To DoNotReport; Billing Period Equal To 201511All Meter CodesAll Group Names

elpaso

Energy CAP

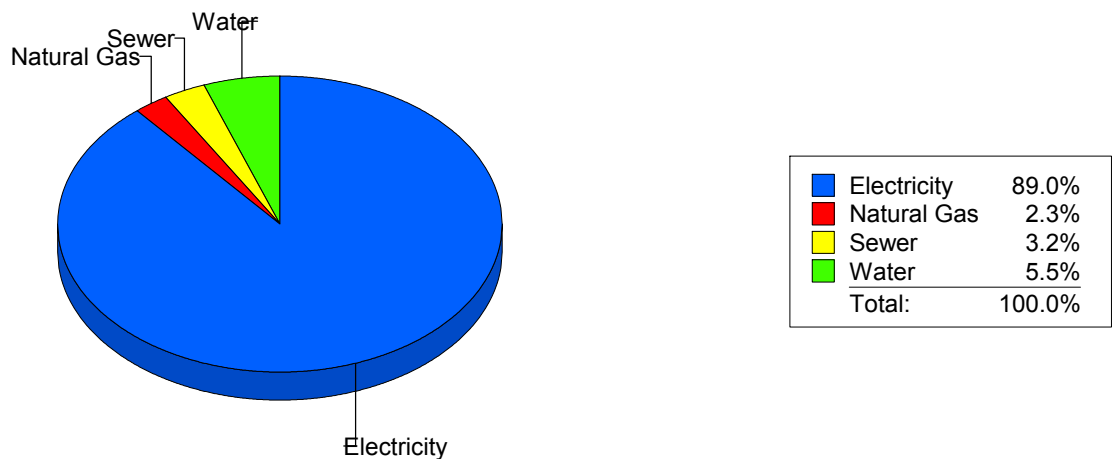
Cost Avoidance Program

Cost Summary Graph

Grouped by Energy Type

Energy Type	Use	Units	Meter Cost	Special Charges	Total Cost	Avg Unit Cost	% of Total Cost
Site: TOMLEA - TOM LEA							
Electricity	69,440	KWH	\$8,883.01	\$0.00	\$8,883.01	0.1279	88.99%
Natural Gas	265	CCF	\$232.87	\$0.00	\$232.87	0.8788	2.33%
Water	155	CCF	\$548.97	\$0.00	\$548.97	3.5417	5.50%
Sewer	105	CCF	\$317.19	\$0.00	\$317.19	3.0209	3.18%
Total Cost:			\$9,982.04	\$0.00	\$9,982.04		

For TOM LEA



Filters: Cost Center Name Not Equal To DoNotReport; Billing Period Equal To 201511All Meter CodesAll Group Names

elpaso

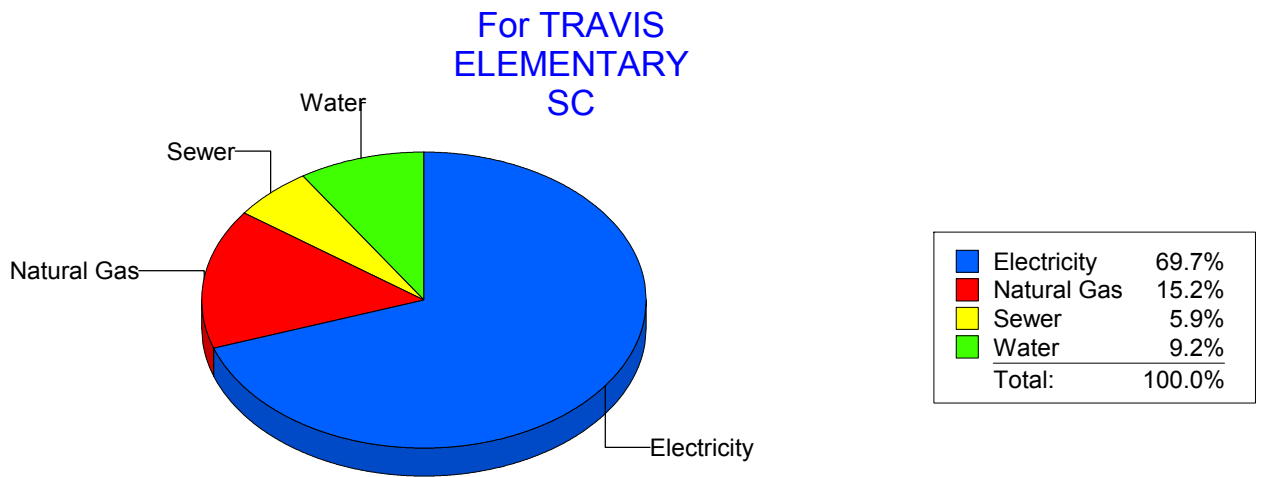
Energy CAP

Cost Avoidance Program

Cost Summary Graph

Grouped by Energy Type

Energy Type	Use	Units	Meter Cost	Special Charges	Total Cost	Avg Unit Cost	% of Total Cost
Site: TRAVIS ELEMENTARY SC - TRAVIS ELEMENTARY SC							
Electricity	23,577	KWH	\$2,557.12	\$0.00	\$2,557.12	0.1085	69.67%
Natural Gas	707	CCF	\$558.81	\$0.00	\$558.81	0.7904	15.23%
Water	95	CCF	\$336.24	\$0.00	\$336.24	3.5394	9.16%
Sewer	61	CCF	\$218.15	\$0.00	\$218.15	3.5762	5.94%
Total Cost:			\$3,670.32	\$0.00	\$3,670.32		



Filters: Cost Center Name Not Equal To DoNotReport; Billing Period Equal To 201511All Meter CodesAll Group Names

elpaso

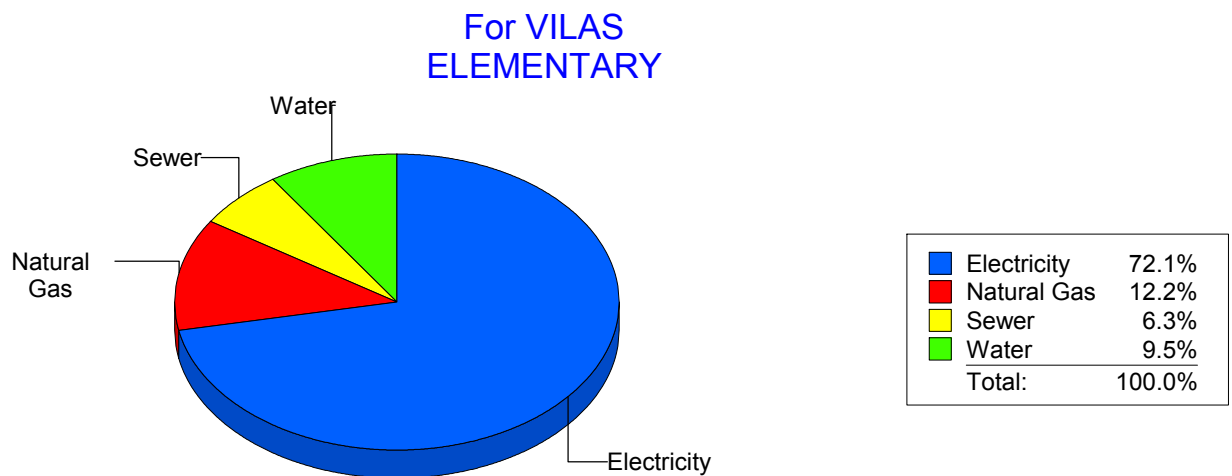
Energy CAP

Cost Avoidance Program

Cost Summary Graph

Grouped by Energy Type

Energy Type	Use	Units	Meter Cost	Special Charges	Total Cost	Avg Unit Cost	% of Total Cost
Site: VILAS ELEMENTARY - VILAS ELEMENTARY							
Electricity	28,079	KWH	\$4,216.05	\$0.00	\$4,216.05	0.1501	72.08%
Natural Gas	803	CCF	\$712.39	\$0.00	\$712.39	0.8872	12.18%
Water	116	CCF	\$554.69	\$0.00	\$554.69	4.7818	9.48%
Sewer	59	CCF	\$365.79	\$0.00	\$365.79	6.1998	6.25%
Total Cost:			\$5,848.92	\$0.00	\$5,848.92		



Filters: Cost Center Name Not Equal To DoNotReport; Billing Period Equal To 201511All Meter CodesAll Group Names

elpaso

Energy CAP

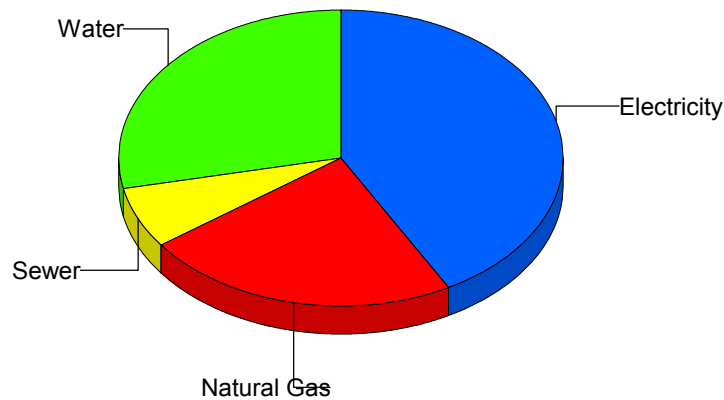
Cost Avoidance Program

Cost Summary Graph

Grouped by Energy Type

Energy Type	Use	Units	Meter Cost	Special Charges	Total Cost	Avg Unit Cost	% of Total Cost
Site: WAINWRIGHT ELEMENTAR - WAINWRIGHT ELEMENTAR							
Electricity	10,988	KWH	\$1,124.09	\$0.00	\$1,124.09	0.1023	41.86%
Natural Gas	857	CCF	\$620.84	\$0.00	\$620.84	0.7244	23.12%
Water	147	CCF	\$762.44	\$0.00	\$762.44	5.1867	28.40%
Sewer	26	CCF	\$177.68	\$0.00	\$177.68	6.8338	6.62%
Total Cost:			\$2,685.05	\$0.00	\$2,685.05		

For
WAINWRIGHT
ELEMENTAR



Electricity	41.9%
Natural Gas	23.1%
Sewer	6.6%
Water	28.4%
Total:	100.0%

Filters: Cost Center Name Not Equal To DoNotReport; Billing Period Equal To 201511All Meter CodesAll Group Names

elpaso

Energy CAP

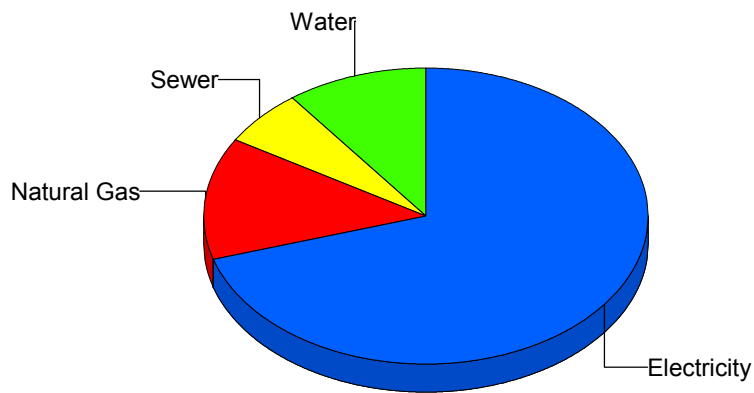
Cost Avoidance Program

Cost Summary Graph

Grouped by Energy Type

Energy Type	Use	Units	Meter Cost	Special Charges	Total Cost	Avg Unit Cost	% of Total Cost
Site: WESTERN HILLS ELEMEN - WESTERN HILLS ELEMEN							
Electricity	36,840	KWH	\$3,952.15	\$0.00	\$3,952.15	0.1073	70.39%
Natural Gas	1,345	CCF	\$734.78	\$0.00	\$734.78	0.5463	13.09%
Water	231	CCF	\$584.44	\$0.00	\$584.44	2.5300	10.41%
Sewer	64	CCF	\$342.93	\$0.00	\$342.93	5.3583	6.11%
Total Cost:			\$5,614.30	\$0.00	\$5,614.30		

For WESTERN
HILLS ELEMEN



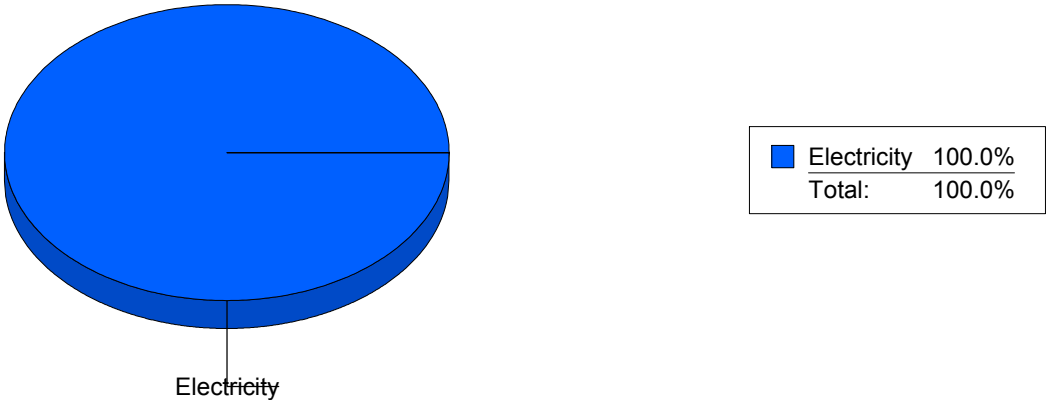
Electricity	70.4%
Natural Gas	13.1%
Sewer	6.1%
Water	10.4%
Total:	100.0%

Filters: Cost Center Name Not Equal To DoNotReport; Billing Period Equal To 201511All Meter CodesAll Group Names

elpaso
 Energy CAP
 Cost Avoidance Program
Cost Summary Graph
 Grouped by Energy Type

Energy Type	Use	Units	Meter Cost	Special Charges	Total Cost	Avg Unit Cost	% of Total Cost
Site: WESTSIDE TRANSPORTAT - WESTSIDE TRANSPORTAT							
Electricity		2,515 KWH	\$294.77	\$0.00	\$294.77	0.1172	100.00%
Total Cost:			\$294.77	\$0.00	\$294.77		

For WESTSIDE TRANSPORTAT



Filters: Cost Center Name Not Equal To DoNotReport; Billing Period Equal To 201511All Meter CodesAll Group Names

elpaso

Energy CAP

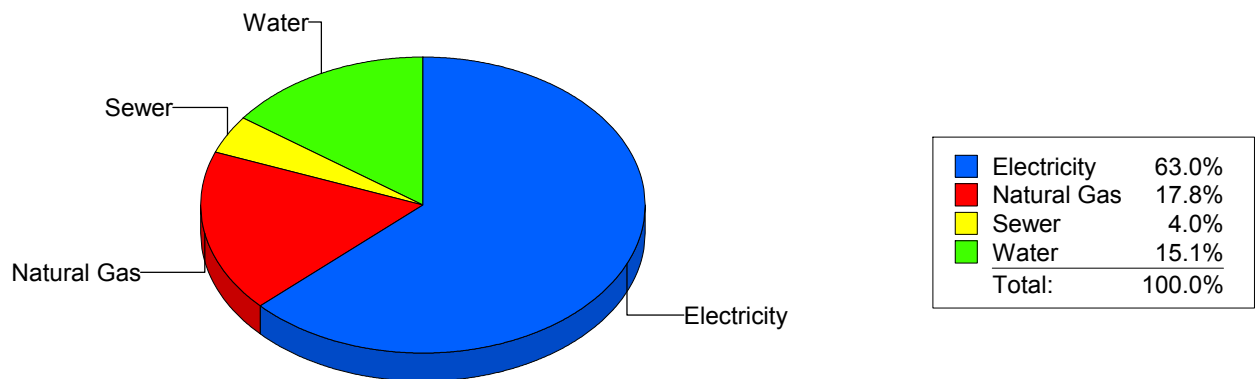
Cost Avoidance Program

Cost Summary Graph

Grouped by Energy Type

Energy Type	Use	Units	Meter Cost	Special Charges	Total Cost	Avg Unit Cost	% of Total Cost
Site: WHITAKER ELEMENTARY - WHITAKER ELEMENTARY							
Electricity	66,000	KWH	\$4,510.24	\$0.00	\$4,510.24	0.0683	63.04%
Natural Gas	2,516	CCF	\$1,273.47	\$0.00	\$1,273.47	0.5061	17.80%
Water	374	CCF	\$1,081.78	\$0.00	\$1,081.78	2.8925	15.12%
Sewer	86	CCF	\$288.88	\$0.00	\$288.88	3.3591	4.04%
Total Cost:			\$7,154.37	\$0.00	\$7,154.37		

For WHITAKER
ELEMENTARY



Filters: Cost Center Name Not Equal To DoNotReport; Billing Period Equal To 201511All Meter CodesAll Group Names

elpaso

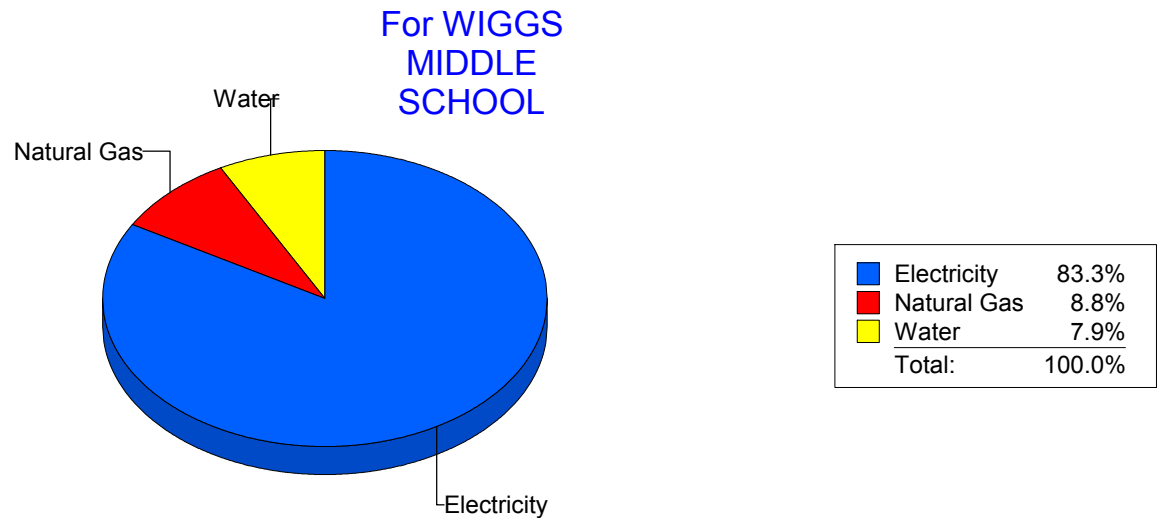
Energy CAP

Cost Avoidance Program

Cost Summary Graph

Grouped by Energy Type

Energy Type	Use	Units	Meter Cost	Special Charges	Total Cost	Avg Unit Cost	% of Total Cost
Site: WIGGS MIDDLE SCHOOL - WIGGS MIDDLE SCHOOL							
Electricity	52,040	KWH	\$5,268.92	\$0.00	\$5,268.92	0.1012	83.29%
Natural Gas	962	CCF	\$558.57	\$0.00	\$558.57	0.5806	8.83%
Water	111	CCF	\$498.58	\$0.00	\$498.58	4.4917	7.88%
Total Cost:			\$6,326.07	\$0.00	\$6,326.07		



Filters: Cost Center Name Not Equal To DoNotReport; Billing Period Equal To 201511All Meter CodesAll Group Names

elpaso

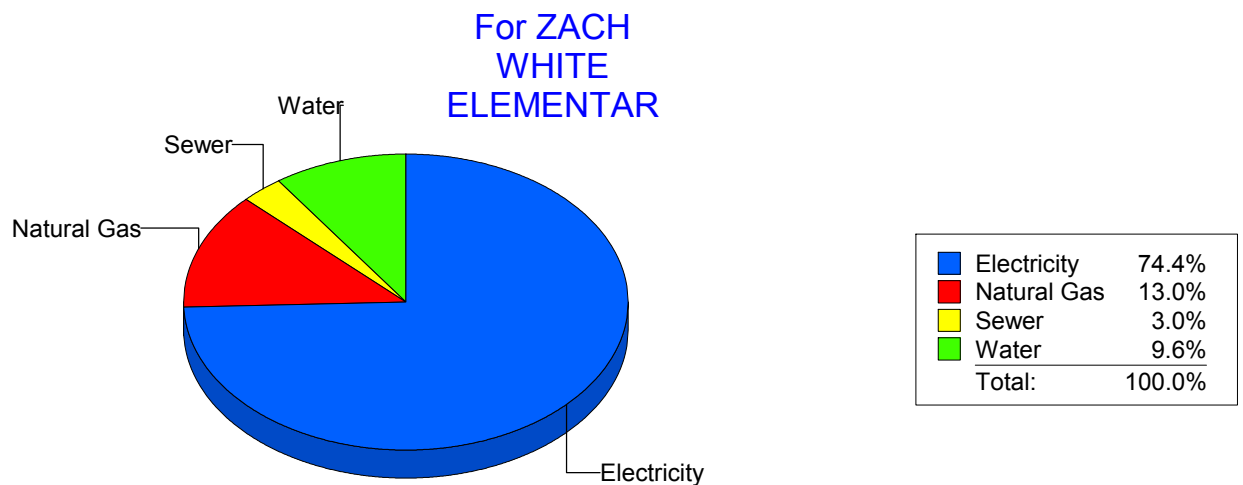
Energy CAP

Cost Avoidance Program

Cost Summary Graph

Grouped by Energy Type

Energy Type	Use	Units	Meter Cost	Special Charges	Total Cost	Avg Unit Cost	% of Total Cost
Site: ZACH WHITE ELEMENTAR - ZACH WHITE ELEMENTAR							
Electricity	53,100	KWH	\$6,124.03	\$0.00	\$6,124.03	0.1153	74.36%
Natural Gas	1,826	CCF	\$1,069.40	\$0.00	\$1,069.40	0.5857	12.99%
Water	230	CCF	\$791.19	\$0.00	\$791.19	3.4400	9.61%
Sewer	75	CCF	\$250.69	\$0.00	\$250.69	3.3425	3.04%
Total Cost:			\$8,235.31	\$0.00	\$8,235.31		



Filters: Cost Center Name Not Equal To DoNotReport; Billing Period Equal To 201511All Meter CodesAll Group Names

elpaso

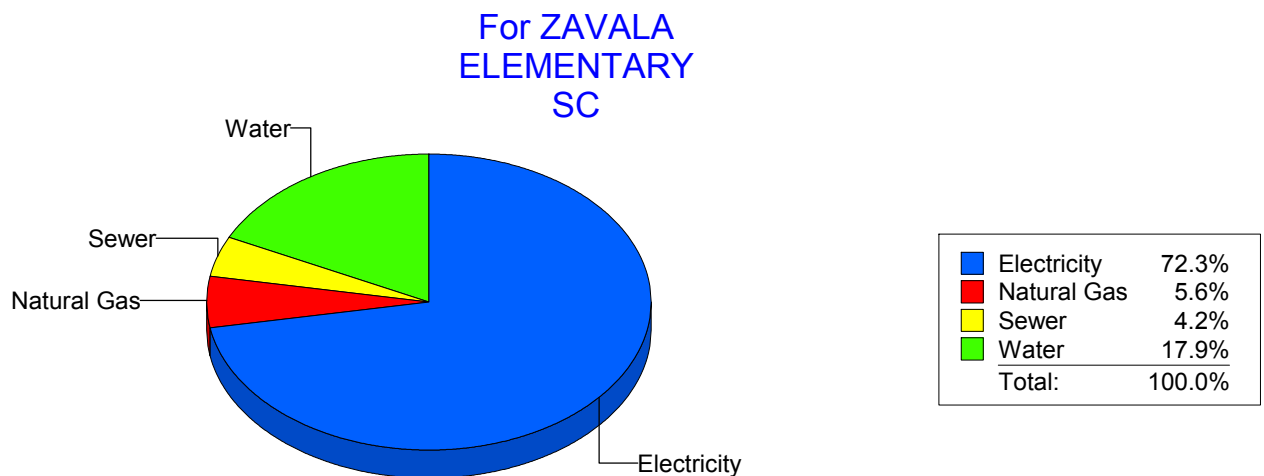
Energy CAP

Cost Avoidance Program

Cost Summary Graph

Grouped by Energy Type

Energy Type	Use	Units	Meter Cost	Special Charges	Total Cost	Avg Unit Cost	% of Total Cost
Site: ZAVALA ELEMENTARY SC - ZAVALA ELEMENTARY SC							
Electricity	25,000	KWH	\$2,243.52	\$0.00	\$2,243.52	0.0897	72.32%
Natural Gas	142	CCF	\$173.64	\$0.00	\$173.64	1.2228	5.60%
Water	123	CCF	\$554.54	\$0.00	\$554.54	4.5085	17.88%
Sewer	41	CCF	\$130.56	\$0.00	\$130.56	3.1844	4.21%
Total Cost:			\$3,102.26	\$0.00	\$3,102.26		



Filters: Cost Center Name Not Equal To DoNotReport; Billing Period Equal To 201511All Meter CodesAll Group Names

elpaso

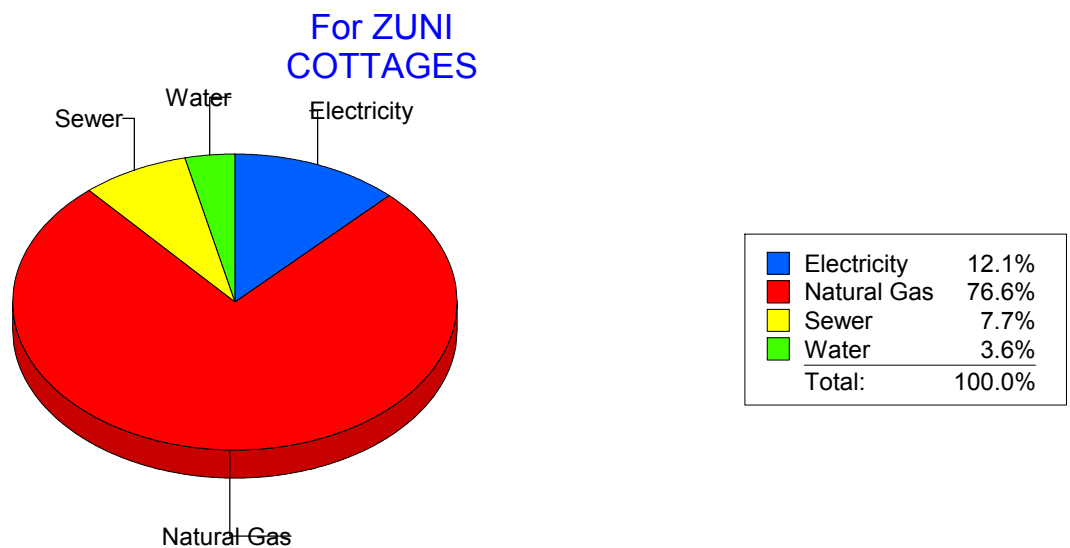
Energy CAP

Cost Avoidance Program

Cost Summary Graph

Grouped by Energy Type

Energy Type	Use	Units	Meter Cost	Special Charges	Total Cost	Avg Unit Cost	% of Total Cost
Site: ZUNI COTTAGES - ZUNI COTTAGES							
Electricity		29 KWH	\$37.16	\$0.00	\$37.16	1.2814	12.09%
Natural Gas		1 CCF	\$235.42	\$0.00	\$235.42	235.4200	76.59%
Water		0 CCF	\$11.18	\$0.00	\$11.18	0.0000	3.64%
Sewer		0 CCF	\$23.60	\$0.00	\$23.60	0.0000	7.68%
Total Cost:			\$307.36	\$0.00	\$307.36		



Filters: Cost Center Name Not Equal To DoNotReport; Billing Period Equal To 201511All Meter CodesAll Group Names

el Paso

Energy CAP

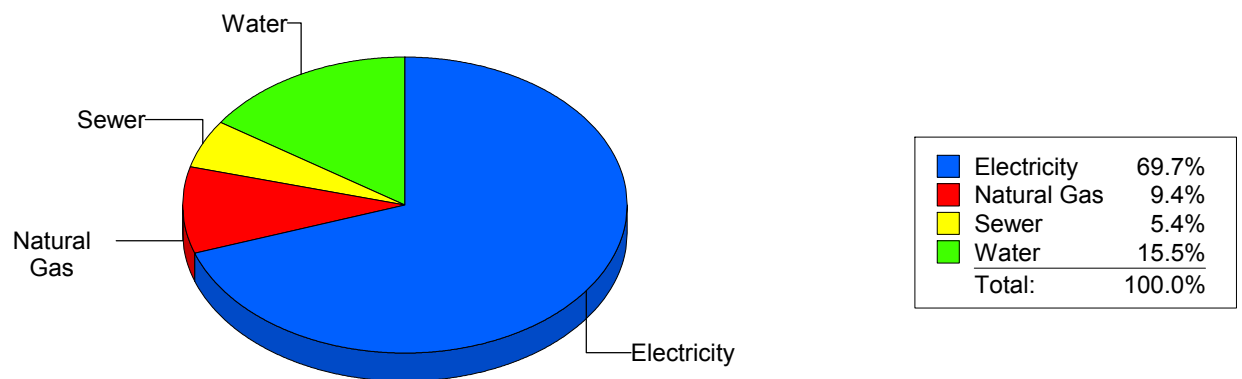
Cost Avoidance Program

Cost Summary Graph

Grouped by Energy Type

Energy Type	Use	Units	Meter Cost	Special Charges	Total Cost	Avg Unit Cost	% of Total Cost
All Sites							
Electricity	5,413,083	KWH	\$554,594.69	\$0.00	\$554,594.69	0.1025	69.71%
Natural Gas	116,873	CCF	\$74,903.88	\$0.00	\$74,903.88	0.6409	9.42%
Water	39,118	CCF	\$123,133.74	\$0.00	\$123,133.74	3.1478	15.48%
Sewer	16,063	CCF	\$42,944.80	\$0.00	\$42,944.80	2.6735	5.40%
Total Cost:			\$795,577.11	\$0.00	\$795,577.11		

For All Sites



Filters: Cost Center Name Not Equal To DoNotReport; Billing Period Equal To 201511All Meter CodesAll Group Names