

**el Paso**

Energy CAP

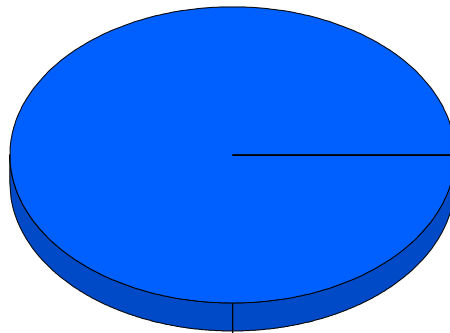
Cost Avoidance Program

**Cost Summary Graph**

Grouped by Energy Type

Energy Type	Use	Units	Meter Cost	Special Charges	Total Cost	Avg Unit Cost	% of Total Cost
Site: ALAMO ELEMENTARY SCH - ALAMO ELEMENTARY SCH							
Electricity	3,250	KWH	\$488.63	\$0.00	\$488.63	0.1503	100.00%
<b>Total Cost:</b>			<b>\$488.63</b>	<b>\$0.00</b>	<b>\$488.63</b>		

For ALAMO  
ELEMENTARY  
SCH



Electricity	100.0%
Total:	100.0%

*Filters: Cost Center Name Not Equal To DoNotReport; Billing Period Equal To 201212All Meter CodesAll Group Names*

**el Paso**

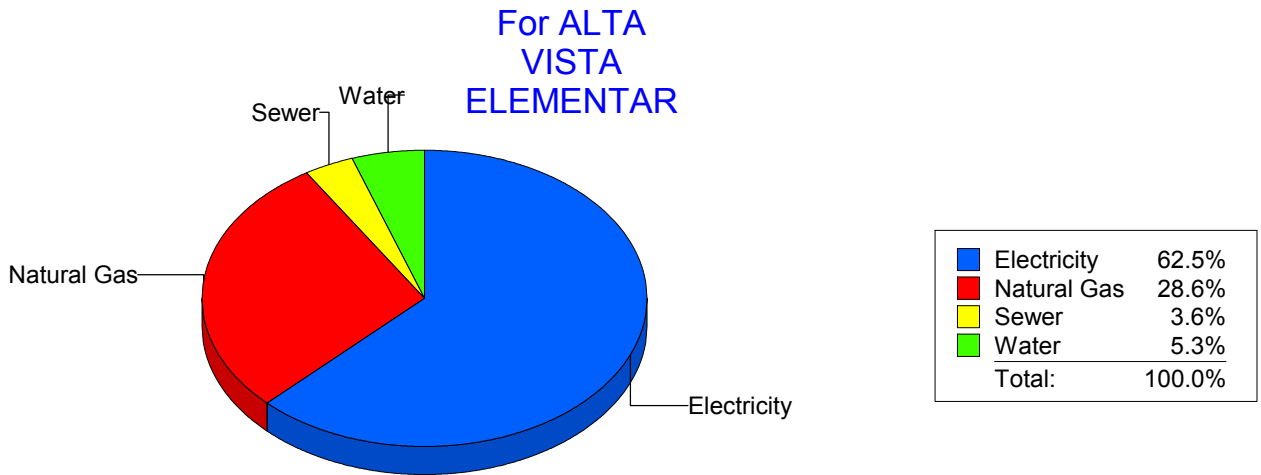
Energy CAP

Cost Avoidance Program

**Cost Summary Graph**

Grouped by Energy Type

Energy Type	Use	Units	Meter Cost	Special Charges	Total Cost	Avg Unit Cost	% of Total Cost
<b>Site: ALTA VISTA ELEMENTAR - ALTA VISTA ELEMENTAR</b>							
Electricity	26,100	KWH	\$2,866.93	\$0.00	\$2,866.93	0.1098	62.55%
Natural Gas	2,250	CCF	\$1,309.76	\$0.00	\$1,309.76	0.5821	28.58%
Water	119	CCF	\$241.82	\$0.00	\$241.82	2.0321	5.28%
Sewer	77	CCF	\$164.98	\$0.00	\$164.98	2.1426	3.60%
<b>Total Cost:</b>			<b>\$4,583.49</b>	<b>\$0.00</b>	<b>\$4,583.49</b>		



*Filters: Cost Center Name Not Equal To DoNotReport; Billing Period Equal To 201212All Meter CodesAll Group Names*

**elpaso**

Energy CAP

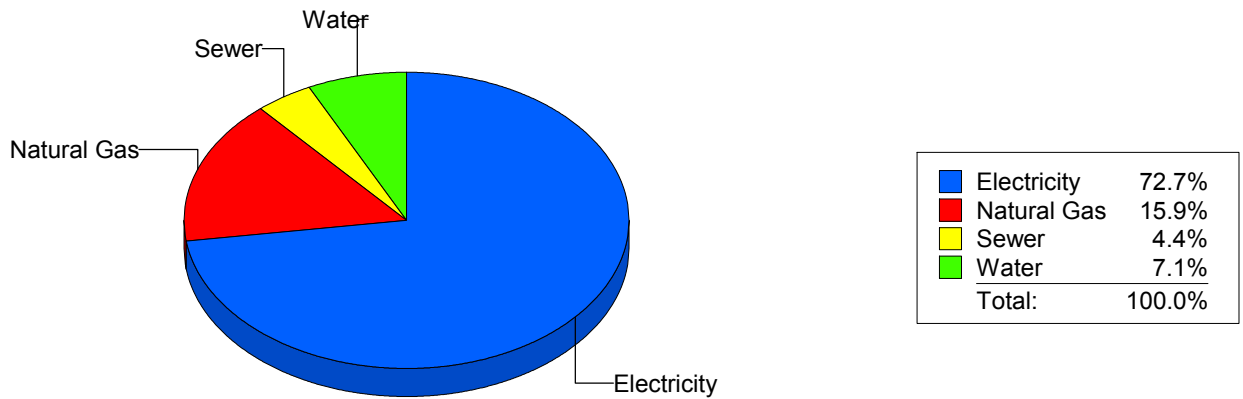
Cost Avoidance Program

**Cost Summary Graph**

Grouped by Energy Type

Energy Type	Use	Units	Meter Cost	Special Charges	Total Cost	Avg Unit Cost	% of Total Cost
<b>Site: ANDRESS HIGH SCHOOL - ANDRESS HIGH SCHOOL</b>							
Electricity	126,744	KWH	\$14,785.61	\$0.00	\$14,785.61	0.1167	72.65%
Natural Gas	5,722	CCF	\$3,227.92	\$0.00	\$3,227.92	0.5641	15.86%
Water	887	CCF	\$1,450.57	\$0.00	\$1,450.57	1.6354	7.13%
Sewer	569	CCF	\$887.13	\$0.00	\$887.13	1.5591	4.36%
<b>Total Cost:</b>			<b>\$20,351.23</b>	<b>\$0.00</b>	<b>\$20,351.23</b>		

For ANDRESS HIGH SCHOOL



*Filters: Cost Center Name Not Equal To DoNotReport; Billing Period Equal To 201212All Meter CodesAll Group Names*

**elpaso**

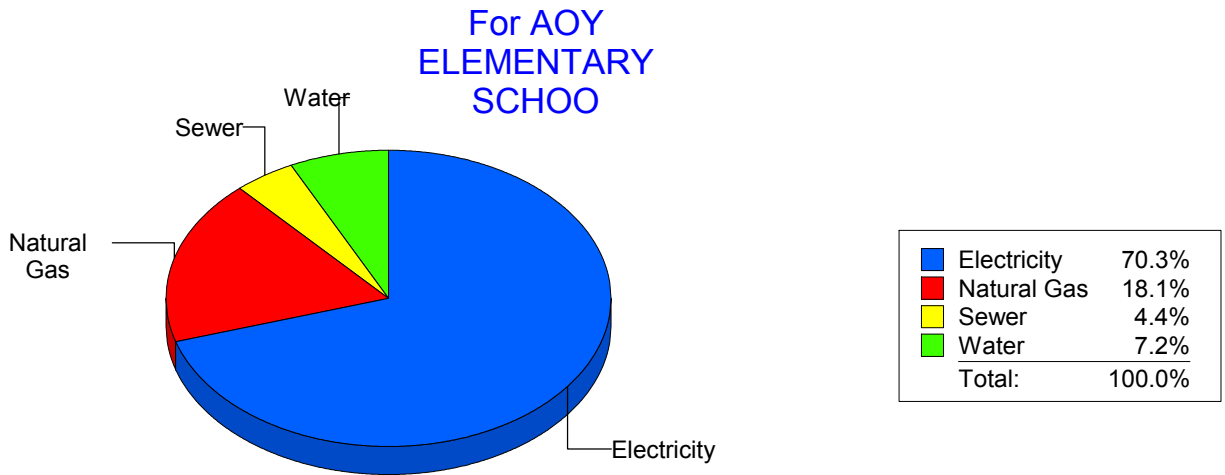
Energy CAP

Cost Avoidance Program

**Cost Summary Graph**

Grouped by Energy Type

Energy Type	Use	Units	Meter Cost	Special Charges	Total Cost	Avg Unit Cost	% of Total Cost
<b>Site: AOY ELEMENTARY SCHOO - AOY ELEMENTARY SCHOO</b>							
Electricity	49,924	KWH	\$5,834.54	\$0.00	\$5,834.54	0.1169	70.27%
Natural Gas	2,600	CCF	\$1,506.48	\$0.00	\$1,506.48	0.5794	18.14%
Water	121	CCF	\$596.77	\$0.00	\$596.77	4.9320	7.19%
Sewer	73	CCF	\$364.90	\$0.00	\$364.90	4.9986	4.39%
<b>Total Cost:</b>			<b>\$8,302.69</b>	<b>\$0.00</b>	<b>\$8,302.69</b>		



*Filters: Cost Center Name Not Equal To DoNotReport; Billing Period Equal To 201212All Meter CodesAll Group Names*

**elpaso**

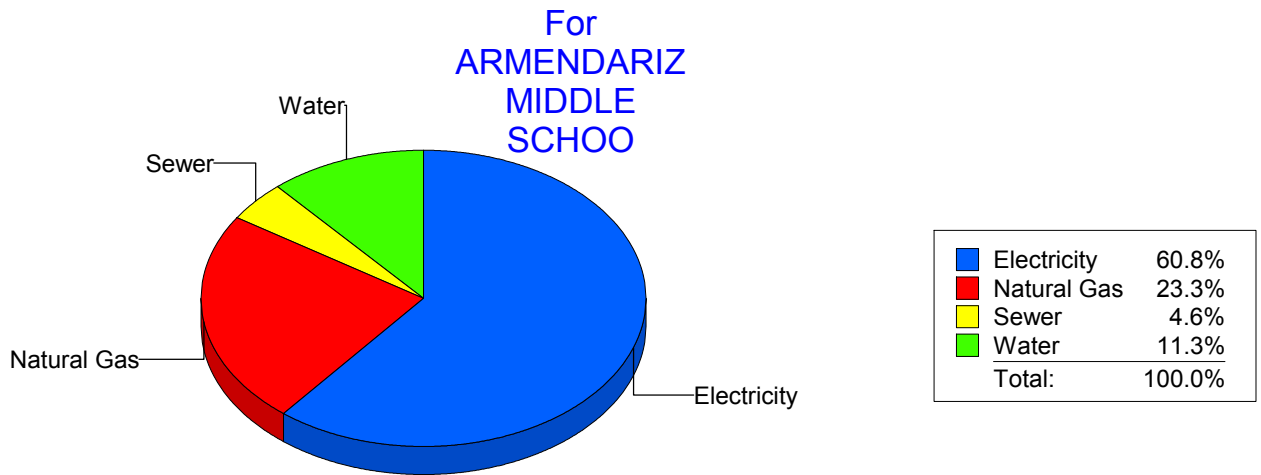
Energy CAP

Cost Avoidance Program

**Cost Summary Graph**

Grouped by Energy Type

Energy Type	Use	Units	Meter Cost	Special Charges	Total Cost	Avg Unit Cost	% of Total Cost
<b>Site: ARMENDARIZ MIDDLE SCHOO - ARMENDARIZ MIDDLE SCHOO</b>							
Electricity	68,500	KWH	\$6,647.18	\$0.00	\$6,647.18	0.0970	60.82%
Natural Gas	4,599	CCF	\$2,543.60	\$0.00	\$2,543.60	0.5531	23.27%
Water	412	CCF	\$1,235.19	\$0.00	\$1,235.19	2.9980	11.30%
Sewer	218	CCF	\$503.89	\$0.00	\$503.89	2.3114	4.61%
<b>Total Cost:</b>			<b>\$10,929.86</b>	<b>\$0.00</b>	<b>\$10,929.86</b>		



*Filters: Cost Center Name Not Equal To DoNotReport; Billing Period Equal To 201212All Meter CodesAll Group Names*

**el Paso**

Energy CAP

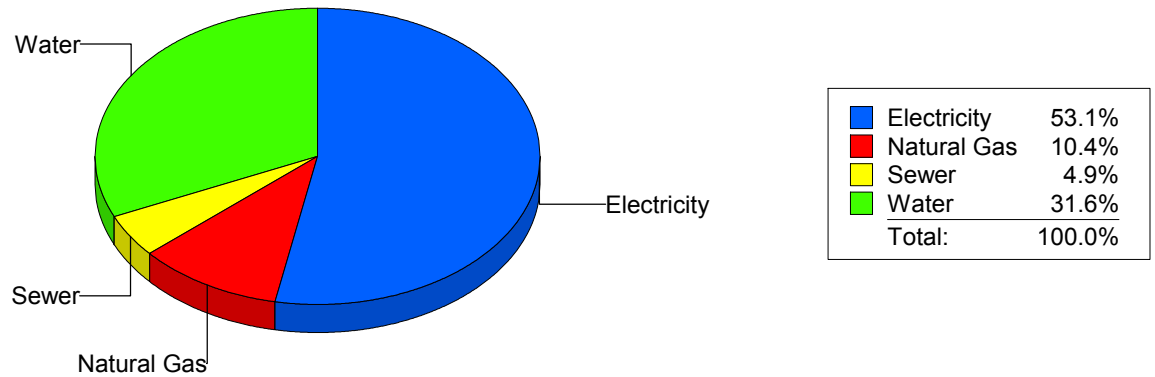
Cost Avoidance Program

**Cost Summary Graph**

Grouped by Energy Type

Energy Type	Use	Units	Meter Cost	Special Charges	Total Cost	Avg Unit Cost	% of Total Cost
<b>Site: AUSTIN HIGH SCHOOL - AUSTIN HIGH SCHOOL</b>							
Electricity	134,028	KWH	\$13,988.87	\$0.00	\$13,988.87	0.1044	53.06%
Natural Gas	4,794	CCF	\$2,747.49	\$0.00	\$2,747.49	0.5731	10.42%
Water	2,267	CCF	\$8,342.29	\$0.00	\$8,342.29	3.6799	31.64%
Sewer	551	CCF	\$1,286.65	\$0.00	\$1,286.65	2.3351	4.88%
<b>Total Cost:</b>			<b>\$26,365.30</b>	<b>\$0.00</b>	<b>\$26,365.30</b>		

For AUSTIN HIGH SCHOOL



*Filters: Cost Center Name Not Equal To DoNotReport; Billing Period Equal To 201212All Meter CodesAll Group Names*

**elpaso**

Energy CAP

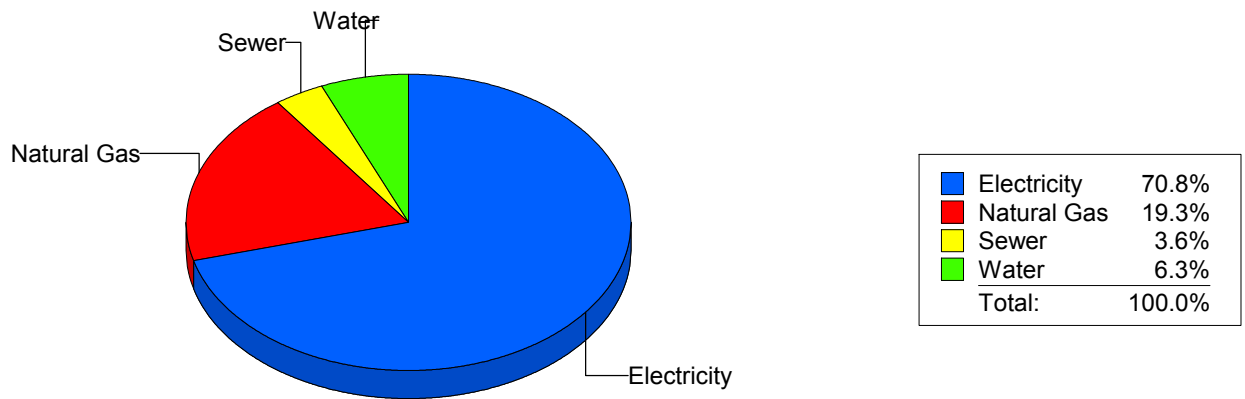
Cost Avoidance Program

**Cost Summary Graph**

Grouped by Energy Type

Energy Type	Use	Units	Meter Cost	Special Charges	Total Cost	Avg Unit Cost	% of Total Cost
<b>Site: BARRON - BARRON</b>							
Electricity	52,502	KWH	\$6,398.76	\$0.00	\$6,398.76	0.1219	70.77%
Natural Gas	3,043	CCF	\$1,748.88	\$0.00	\$1,748.88	0.5747	19.34%
Water	86	CCF	\$565.28	\$0.00	\$565.28	6.5730	6.25%
Sewer	66	CCF	\$328.71	\$0.00	\$328.71	4.9805	3.64%
<b>Total Cost:</b>			<b>\$9,041.63</b>	<b>\$0.00</b>	<b>\$9,041.63</b>		

For BARRON



*Filters: Cost Center Name Not Equal To DoNotReport; Billing Period Equal To 201212All Meter CodesAll Group Names*

**elpaso**

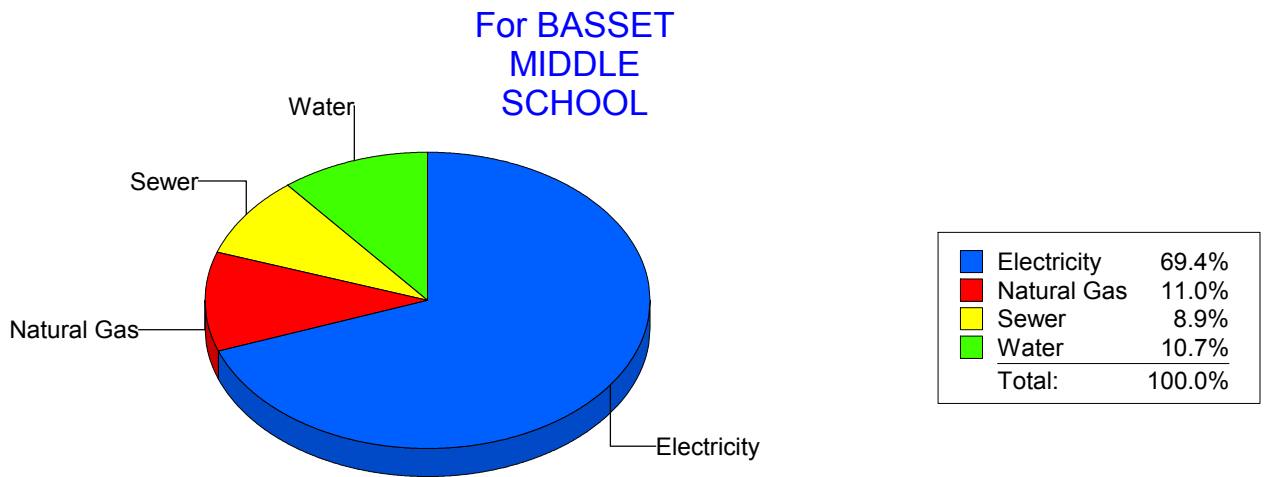
Energy CAP

Cost Avoidance Program

**Cost Summary Graph**

Grouped by Energy Type

Energy Type	Use	Units	Meter Cost	Special Charges	Total Cost	Avg Unit Cost	% of Total Cost
<b>Site: BASSET MIDDLE SCHOOL - BASSET MIDDLE SCHOOL</b>							
Electricity	58,872	KWH	\$6,773.29	\$0.00	\$6,773.29	0.1151	69.38%
Natural Gas	1,831	CCF	\$1,076.49	\$0.00	\$1,076.49	0.5879	11.03%
Water	529	CCF	\$1,046.09	\$0.00	\$1,046.09	1.9775	10.72%
Sewer	553	CCF	\$866.17	\$0.00	\$866.17	1.5663	8.87%
<b>Total Cost:</b>			<b>\$9,762.04</b>	<b>\$0.00</b>	<b>\$9,762.04</b>		



*Filters: Cost Center Name Not Equal To DoNotReport; Billing Period Equal To 201212All Meter CodesAll Group Names*



**elpaso**

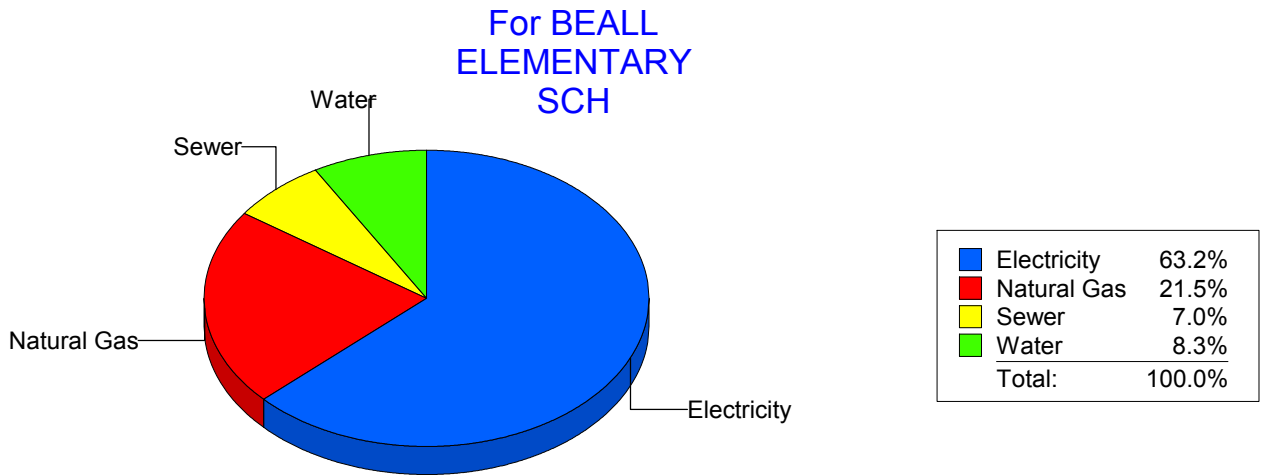
Energy CAP

Cost Avoidance Program

**Cost Summary Graph**

Grouped by Energy Type

Energy Type	Use	Units	Meter Cost	Special Charges	Total Cost	Avg Unit Cost	% of Total Cost
<b>Site: BEALL ELEMENTARY SCH - BEALL ELEMENTARY SCH</b>							
Electricity	20,870	KWH	\$2,287.38	\$0.00	\$2,287.38	0.1096	63.18%
Natural Gas	1,279	CCF	\$776.78	\$0.00	\$776.78	0.6073	21.46%
Water	116	CCF	\$301.78	\$0.00	\$301.78	2.6016	8.34%
Sewer	86	CCF	\$254.40	\$0.00	\$254.40	2.9581	7.03%
<b>Total Cost:</b>			<b>\$3,620.34</b>	<b>\$0.00</b>	<b>\$3,620.34</b>		



*Filters: Cost Center Name Not Equal To DoNotReport; Billing Period Equal To 201212All Meter CodesAll Group Names*

**elpaso**

Energy CAP

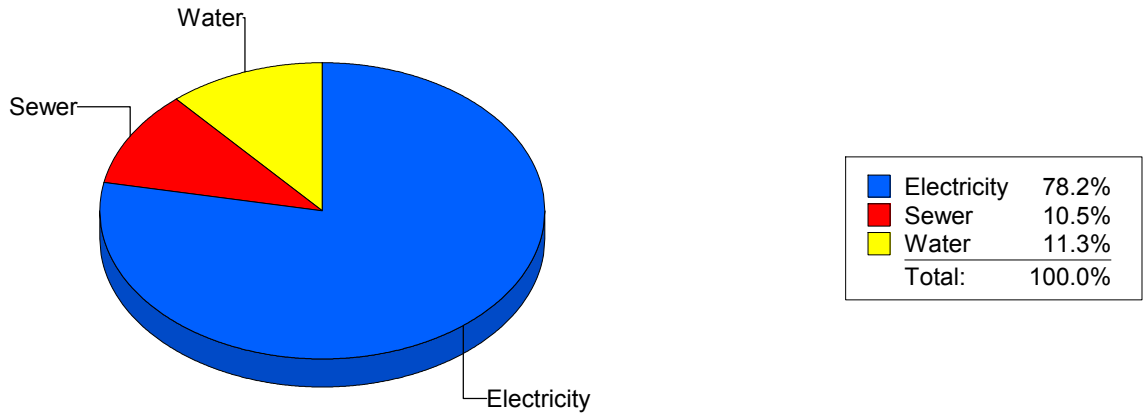
Cost Avoidance Program

**Cost Summary Graph**

Grouped by Energy Type

Energy Type	Use	Units	Meter Cost	Special Charges	Total Cost	Avg Unit Cost	% of Total Cost
<b>Site: BLISS ELEMENTARY - BLISS ELEMENTARY</b>							
Electricity	21,365	KWH	\$2,223.49	\$0.00	\$2,223.49	0.1041	78.19%
Water	130	CCF	\$322.64	\$0.00	\$322.64	2.4818	11.35%
Sewer	119	CCF	\$297.63	\$0.00	\$297.63	2.5011	10.47%
<b>Total Cost:</b>			<b>\$2,843.76</b>	<b>\$0.00</b>	<b>\$2,843.76</b>		

For BLISS ELEMENTARY



*Filters: Cost Center Name Not Equal To DoNotReport; Billing Period Equal To 201212All Meter CodesAll Group Names*

**elpaso**

Energy CAP

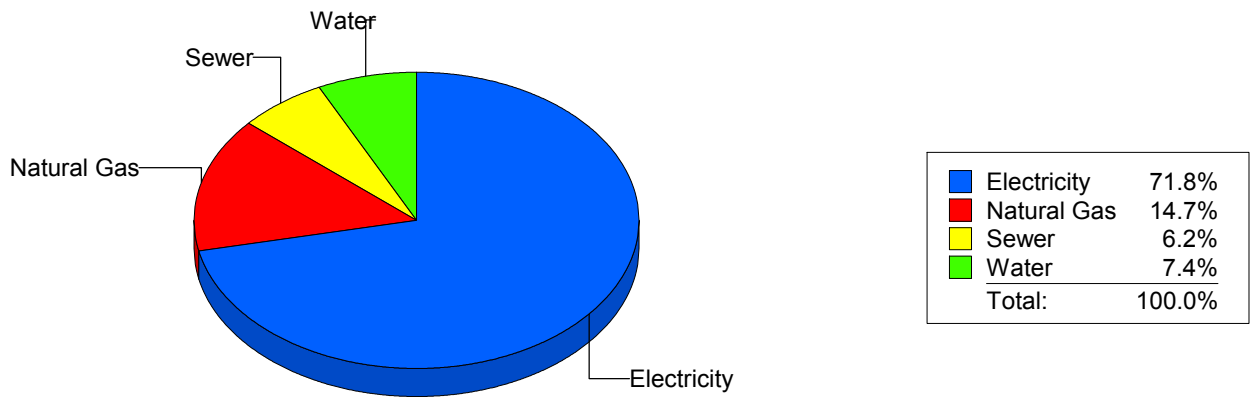
Cost Avoidance Program

**Cost Summary Graph**

Grouped by Energy Type

Energy Type	Use	Units	Meter Cost	Special Charges	Total Cost	Avg Unit Cost	% of Total Cost
<b>Site: BOND - BOND ELEMENTARY</b>							
Electricity	28,837	KWH	\$3,600.75	\$0.00	\$3,600.75	0.1249	71.76%
Natural Gas	1,206	CCF	\$736.83	\$0.00	\$736.83	0.6110	14.68%
Water	103	CCF	\$369.40	\$0.00	\$369.40	3.5864	7.36%
Sewer	79	CCF	\$310.65	\$0.00	\$310.65	3.9323	6.19%
<b>Total Cost:</b>			<b>\$5,017.63</b>	<b>\$0.00</b>	<b>\$5,017.63</b>		

For BOND ELEMENTARY



*Filters: Cost Center Name Not Equal To DoNotReport; Billing Period Equal To 201212All Meter CodesAll Group Names*

**elpaso**

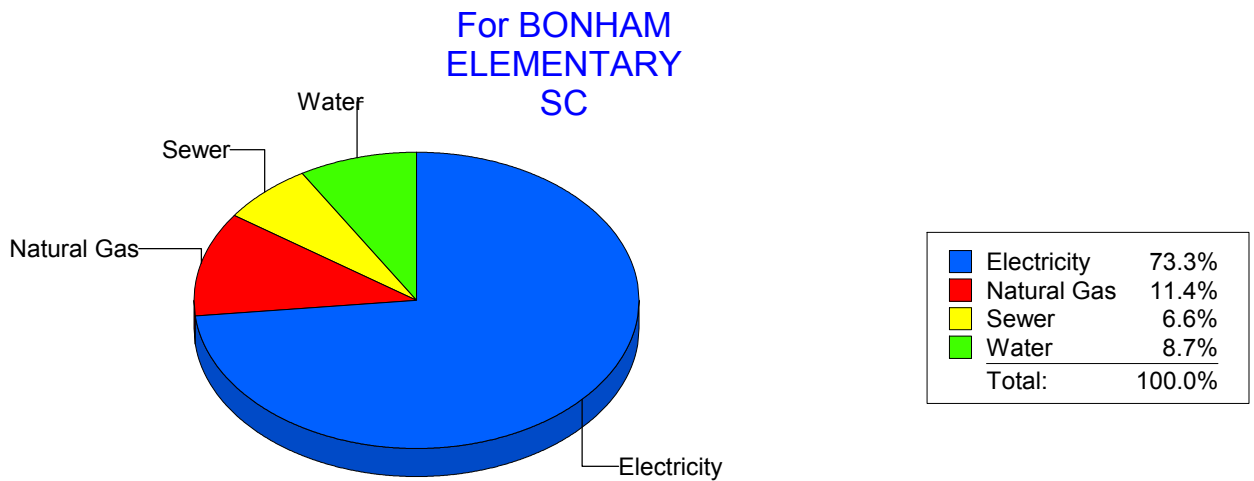
Energy CAP

Cost Avoidance Program

**Cost Summary Graph**

Grouped by Energy Type

Energy Type	Use	Units	Meter Cost	Special Charges	Total Cost	Avg Unit Cost	% of Total Cost
<b>Site: BONHAM ELEMENTARY SC - BONHAM ELEMENTARY SC</b>							
Electricity	24,155	KWH	\$3,483.77	\$0.00	\$3,483.77	0.1442	73.34%
Natural Gas	914	CCF	\$541.11	\$0.00	\$541.11	0.5920	11.39%
Water	196	CCF	\$411.15	\$0.00	\$411.15	2.0977	8.66%
Sewer	144	CCF	\$314.12	\$0.00	\$314.12	2.1814	6.61%
<b>Total Cost:</b>			<b>\$4,750.15</b>	<b>\$0.00</b>	<b>\$4,750.15</b>		



*Filters: Cost Center Name Not Equal To DoNotReport; Billing Period Equal To 201212All Meter CodesAll Group Names*

**elpaso**

Energy CAP

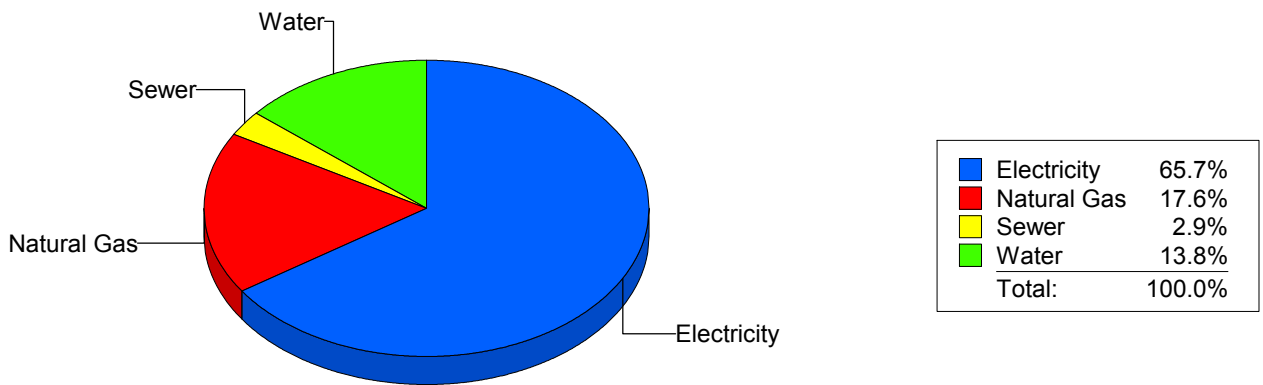
Cost Avoidance Program

**Cost Summary Graph**

Grouped by Energy Type

Energy Type	Use	Units	Meter Cost	Special Charges	Total Cost	Avg Unit Cost	% of Total Cost
<b>Site: BOWIE HIGH SCHOOL - BOWIE HIGH SCHOOL</b>							
Electricity	202,641	KWH	\$19,086.58	\$0.00	\$19,086.58	0.0942	65.68%
Natural Gas	9,308	CCF	\$5,121.38	\$0.00	\$5,121.38	0.5502	17.62%
Water	2,741	CCF	\$4,003.03	\$0.00	\$4,003.03	1.4604	13.77%
Sewer	325	CCF	\$849.91	\$0.00	\$849.91	2.6151	2.92%
<b>Total Cost:</b>			<b>\$29,060.90</b>	<b>\$0.00</b>	<b>\$29,060.90</b>		

For BOWIE HIGH SCHOOL



*Filters: Cost Center Name Not Equal To DoNotReport; Billing Period Equal To 201212All Meter CodesAll Group Names*

**elpaso**

Energy CAP

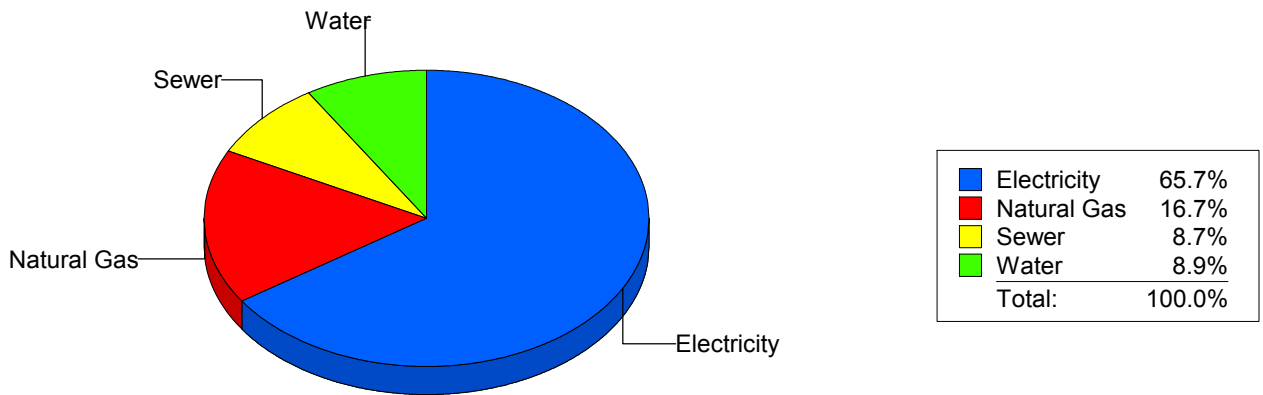
Cost Avoidance Program

**Cost Summary Graph**

Grouped by Energy Type

Energy Type	Use	Units	Meter Cost	Special Charges	Total Cost	Avg Unit Cost	% of Total Cost
<b>Site: BRADLEY ELEMENTARY - BRADLEY ELEMENTARY</b>							
Electricity	27,400	KWH	\$2,645.98	\$0.00	\$2,645.98	0.0966	65.67%
Natural Gas	1,156	CCF	\$673.68	\$0.00	\$673.68	0.5828	16.72%
Water	107	CCF	\$358.72	\$0.00	\$358.72	3.3525	8.90%
Sewer	101	CCF	\$350.62	\$0.00	\$350.62	3.4715	8.70%
<b>Total Cost:</b>			<b>\$4,029.00</b>	<b>\$0.00</b>	<b>\$4,029.00</b>		

For BRADLEY ELEMENTARY



*Filters: Cost Center Name Not Equal To DoNotReport; Billing Period Equal To 201212All Meter CodesAll Group Names*

**elpaso**

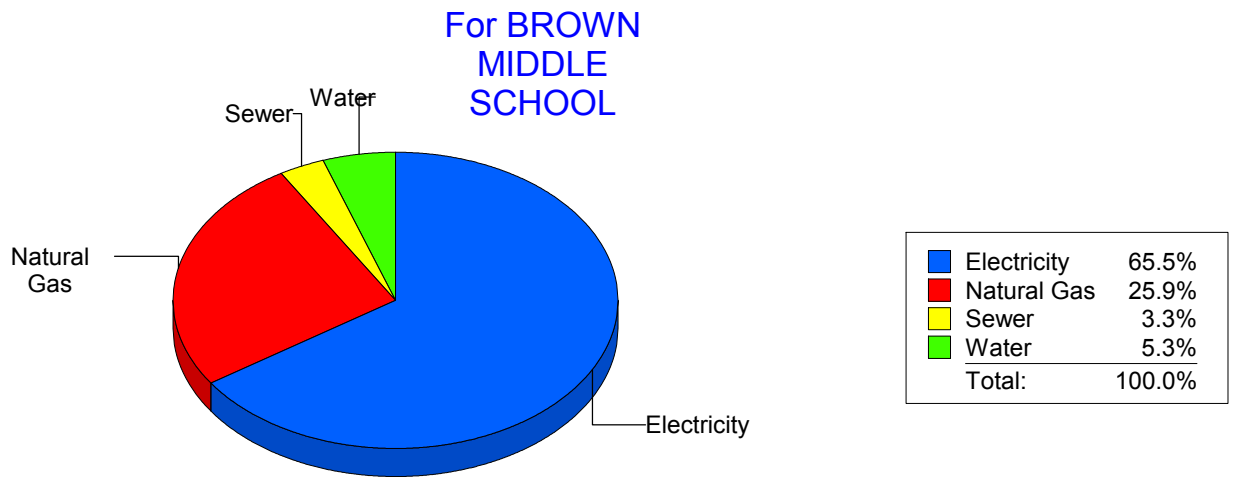
Energy CAP

Cost Avoidance Program

**Cost Summary Graph**

Grouped by Energy Type

Energy Type	Use	Units	Meter Cost	Special Charges	Total Cost	Avg Unit Cost	% of Total Cost
<b>Site: BROWN MIDDLE SCHOOL - BROWN MIDDLE SCHOOL</b>							
Electricity	97,600	KWH	\$8,608.72	\$0.00	\$8,608.72	0.0882	65.48%
Natural Gas	6,206	CCF	\$3,407.59	\$0.00	\$3,407.59	0.5491	25.92%
Water	289	CCF	\$695.49	\$0.00	\$695.49	2.4065	5.29%
Sewer	165	CCF	\$434.46	\$0.00	\$434.46	2.6331	3.30%
<b>Total Cost:</b>			<b>\$13,146.26</b>	<b>\$0.00</b>	<b>\$13,146.26</b>		



*Filters: Cost Center Name Not Equal To DoNotReport; Billing Period Equal To 201212All Meter CodesAll Group Names*

**el paso**

Energy CAP

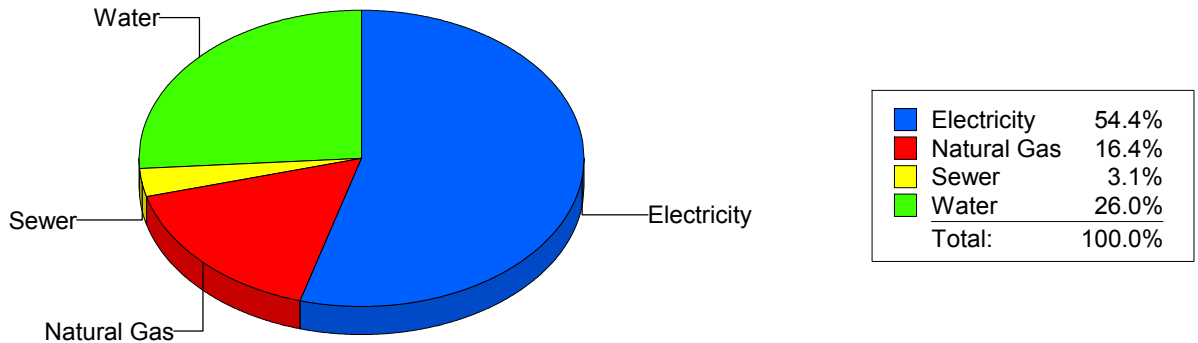
Cost Avoidance Program

**Cost Summary Graph**

Grouped by Energy Type

Energy Type	Use	Units	Meter Cost	Special Charges	Total Cost	Avg Unit Cost	% of Total Cost
<b>Site: BURGESS HIGH SCHOOL - BURGESS HIGH SCHOOL</b>							
Electricity	101,564	KWH	\$10,721.14	\$0.00	\$10,721.14	0.1056	54.42%
Natural Gas	5,741	CCF	\$3,237.68	\$0.00	\$3,237.68	0.5640	16.43%
Water	1,095	CCF	\$5,128.40	\$0.00	\$5,128.40	4.6835	26.03%
Sewer	194	CCF	\$614.19	\$0.00	\$614.19	3.1659	3.12%
<b>Total Cost:</b>			<b>\$19,701.41</b>	<b>\$0.00</b>	<b>\$19,701.41</b>		

**For BURGESS HIGH SCHOOL**



*Filters: Cost Center Name Not Equal To DoNotReport; Billing Period Equal To 201212All Meter CodesAll Group Names*



**elpaso**

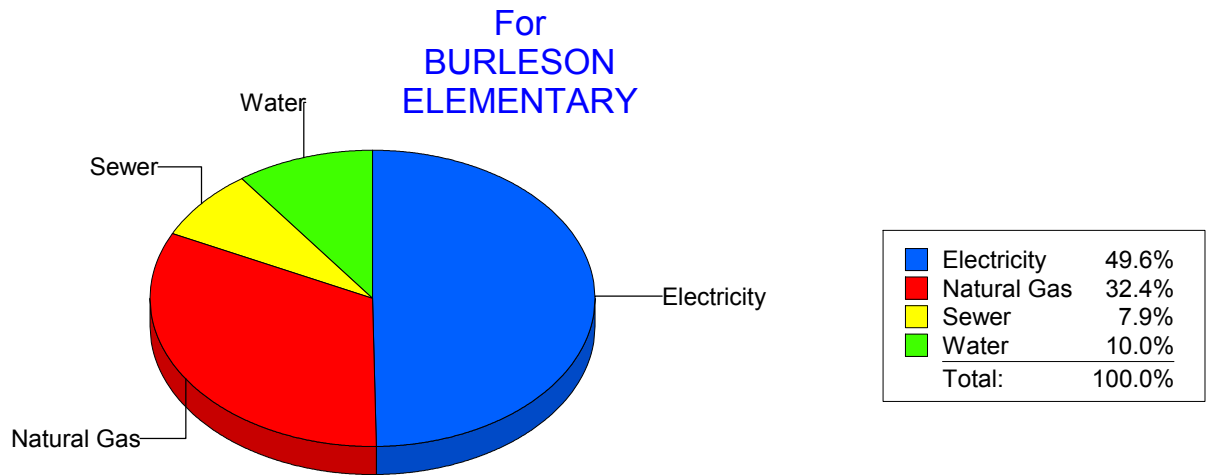
Energy CAP

Cost Avoidance Program

**Cost Summary Graph**

Grouped by Energy Type

Energy Type	Use	Units	Meter Cost	Special Charges	Total Cost	Avg Unit Cost	% of Total Cost
<b>Site: BURLESON ELEMENTARY - BURLESON ELEMENTARY</b>							
Electricity	19,219	KWH	\$2,177.23	\$0.00	\$2,177.23	0.1133	49.65%
Natural Gas	2,389	CCF	\$1,422.82	\$0.00	\$1,422.82	0.5956	32.44%
Water	252	CCF	\$439.84	\$0.00	\$439.84	1.7454	10.03%
Sewer	166	CCF	\$345.68	\$0.00	\$345.68	2.0824	7.88%
<b>Total Cost:</b>			<b>\$4,385.57</b>	<b>\$0.00</b>	<b>\$4,385.57</b>		



*Filters: Cost Center Name Not Equal To DoNotReport; Billing Period Equal To 201212All Meter CodesAll Group Names*

**elpaso**

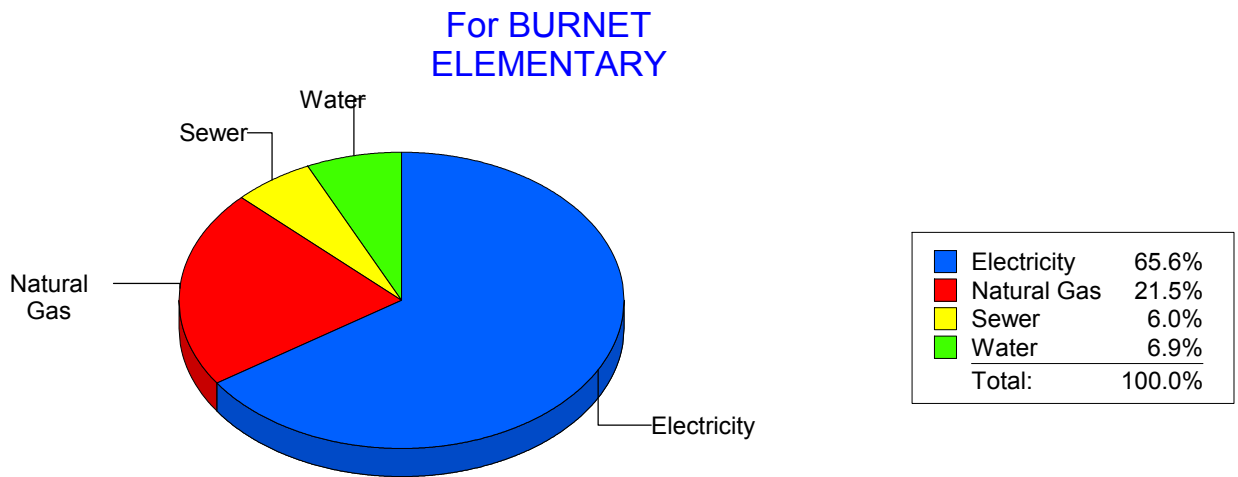
Energy CAP

Cost Avoidance Program

**Cost Summary Graph**

Grouped by Energy Type

Energy Type	Use	Units	Meter Cost	Special Charges	Total Cost	Avg Unit Cost	% of Total Cost
<b>Site: BURNET ELEMENTARY - BURNET ELEMENTARY</b>							
Electricity	21,704	KWH	\$2,804.17	\$0.00	\$2,804.17	0.1292	65.55%
Natural Gas	1,474	CCF	\$921.39	\$0.00	\$921.39	0.6251	21.54%
Water	111	CCF	\$294.41	\$0.00	\$294.41	2.6523	6.88%
Sewer	99	CCF	\$257.91	\$0.00	\$257.91	2.6052	6.03%
<b>Total Cost:</b>			<b>\$4,277.88</b>	<b>\$0.00</b>	<b>\$4,277.88</b>		



*Filters: Cost Center Name Not Equal To DoNotReport; Billing Period Equal To 201212All Meter CodesAll Group Names*

**elpaso**

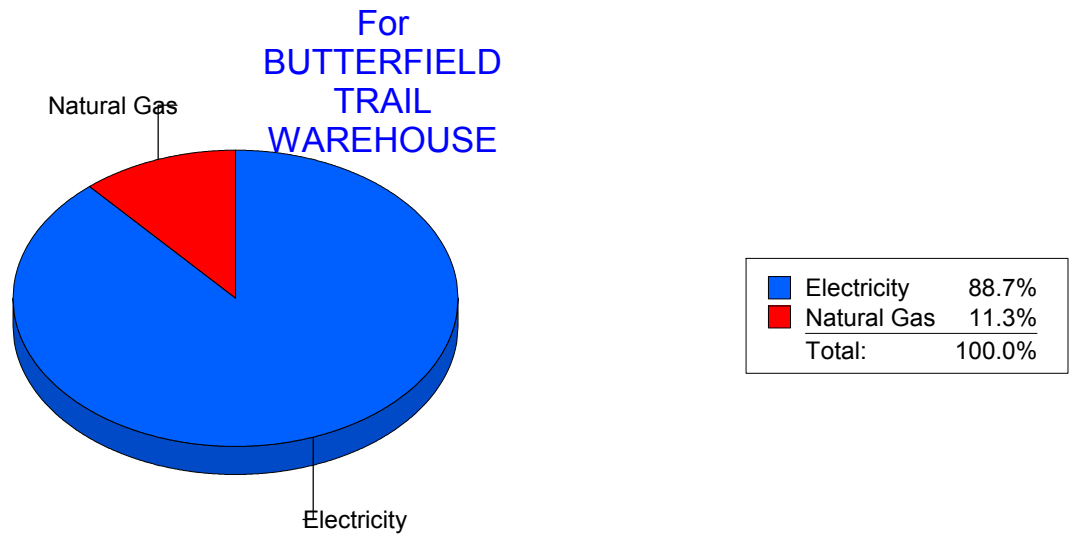
Energy CAP

Cost Avoidance Program

**Cost Summary Graph**

Grouped by Energy Type

Energy Type	Use	Units	Meter Cost	Special Charges	Total Cost	Avg Unit Cost	% of Total Cost
<b>Site: BUTTERFIELDTRAILWAREHOUSE - BUTTERFIELD TRAIL WAREHOUSE</b>							
Electricity	3,300	KWH	\$337.79	\$0.00	\$337.79	0.1024	88.67%
Natural Gas	3	CCF	\$43.18	\$0.00	\$43.18	14.3933	11.33%
<b>Total Cost:</b>			<b>\$380.97</b>	<b>\$0.00</b>	<b>\$380.97</b>		



*Filters: Cost Center Name Not Equal To DoNotReport; Billing Period Equal To 201212All Meter CodesAll Group Names*

**elpaso**

Energy CAP

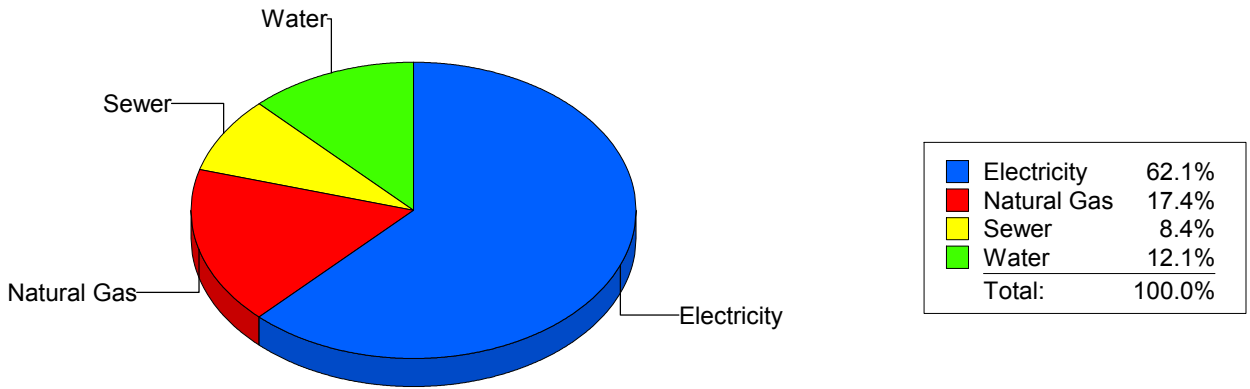
Cost Avoidance Program

**Cost Summary Graph**

Grouped by Energy Type

Energy Type	Use	Units	Meter Cost	Special Charges	Total Cost	Avg Unit Cost	% of Total Cost
<b>Site: CANYON HILLS MIDDLE - CANYON HILLS MIDDLE</b>							
Electricity	52,370	KWH	\$5,167.23	\$0.00	\$5,167.23	0.0987	62.10%
Natural Gas	2,492	CCF	\$1,445.73	\$0.00	\$1,445.73	0.5801	17.38%
Water	360	CCF	\$1,006.10	\$0.00	\$1,006.10	2.7947	12.09%
Sewer	202	CCF	\$701.24	\$0.00	\$701.24	3.4715	8.43%
<b>Total Cost:</b>			<b>\$8,320.30</b>	<b>\$0.00</b>	<b>\$8,320.30</b>		

For CANYON HILLS MIDDLE



*Filters: Cost Center Name Not Equal To DoNotReport; Billing Period Equal To 201212All Meter CodesAll Group Names*

**elpaso**

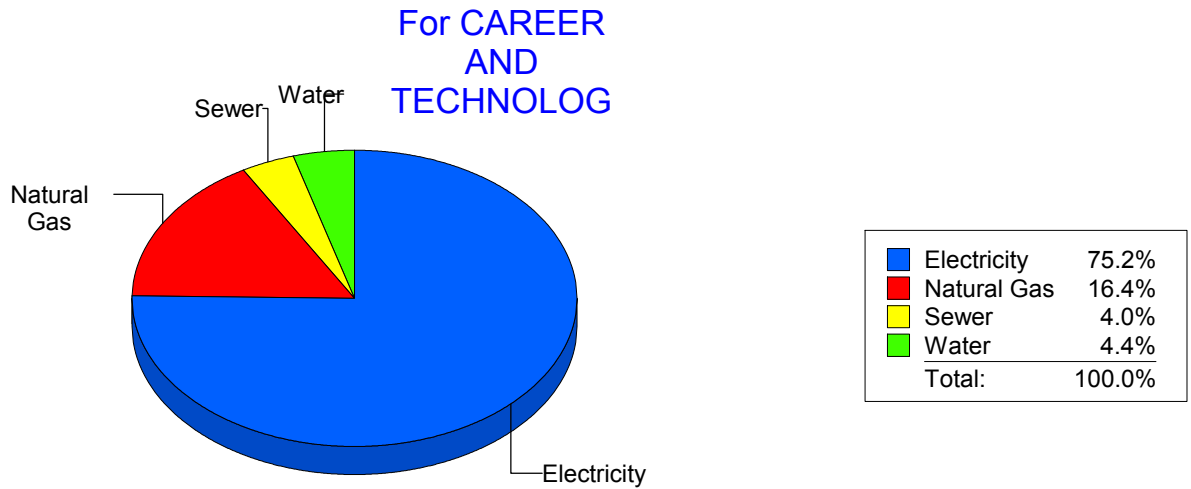
Energy CAP

Cost Avoidance Program

**Cost Summary Graph**

Grouped by Energy Type

Energy Type	Use	Units	Meter Cost	Special Charges	Total Cost	Avg Unit Cost	% of Total Cost
<b>Site: CAREER AND TECHNOLOG - CAREER AND TECHNOLOG</b>							
Electricity	78,233	KWH	\$8,325.02	\$0.00	\$8,325.02	0.1064	75.24%
Natural Gas	3,239	CCF	\$1,812.42	\$0.00	\$1,812.42	0.5596	16.38%
Water	193	CCF	\$482.57	\$0.00	\$482.57	2.5004	4.36%
Sewer	192	CCF	\$444.22	\$0.00	\$444.22	2.3136	4.01%
<b>Total Cost:</b>			<b>\$11,064.23</b>	<b>\$0.00</b>	<b>\$11,064.23</b>		



*Filters: Cost Center Name Not Equal To DoNotReport; Billing Period Equal To 201212All Meter CodesAll Group Names*

**elpaso**

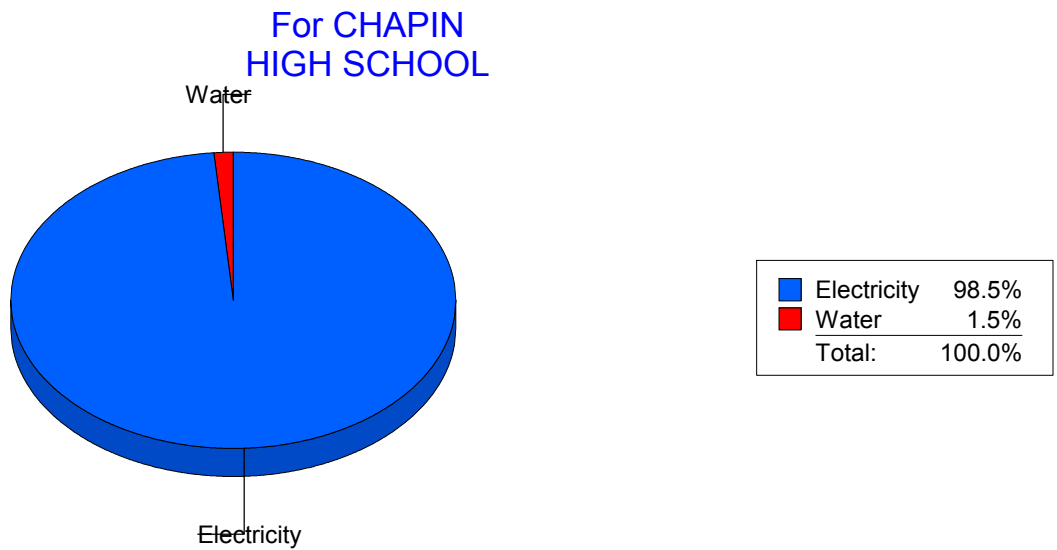
Energy CAP

Cost Avoidance Program

**Cost Summary Graph**

Grouped by Energy Type

Energy Type	Use	Units	Meter Cost	Special Charges	Total Cost	Avg Unit Cost	% of Total Cost
<b>Site: CHAPIN HIGH SCHOOL - CHAPIN HIGH SCHOOL</b>							
Electricity	228,761	KWH	\$21,191.20	\$0.00	\$21,191.20	0.0926	98.49%
Water	314	CCF	\$325.21	\$0.00	\$325.21	1.0357	1.51%
<b>Total Cost:</b>			<b>\$21,516.41</b>	<b>\$0.00</b>	<b>\$21,516.41</b>		



*Filters: Cost Center Name Not Equal To DoNotReport; Billing Period Equal To 201212All Meter CodesAll Group Names*

**el paso**

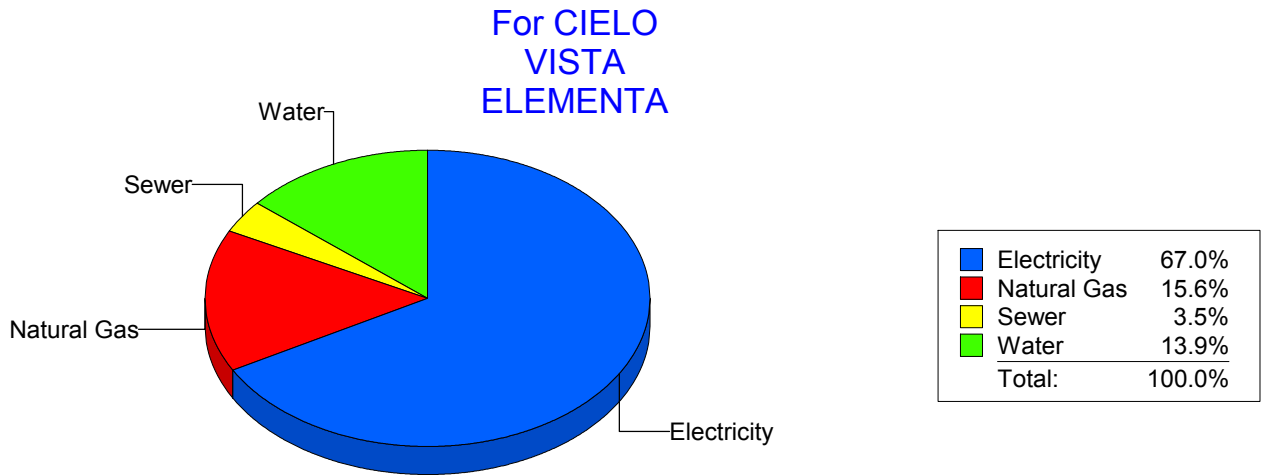
Energy CAP

Cost Avoidance Program

**Cost Summary Graph**

Grouped by Energy Type

Energy Type	Use	Units	Meter Cost	Special Charges	Total Cost	Avg Unit Cost	% of Total Cost
<b>Site: CIELO VISTA ELEMENTA - CIELO VISTA ELEMENTA</b>							
Electricity	40,280	KWH	\$4,868.20	\$0.00	\$4,868.20	0.1209	67.00%
Natural Gas	1,923	CCF	\$1,130.97	\$0.00	\$1,130.97	0.5881	15.57%
Water	270	CCF	\$1,010.59	\$0.00	\$1,010.59	3.7429	13.91%
Sewer	87	CCF	\$255.71	\$0.00	\$255.71	2.9392	3.52%
<b>Total Cost:</b>			<b>\$7,265.47</b>	<b>\$0.00</b>	<b>\$7,265.47</b>		



*Filters: Cost Center Name Not Equal To DoNotReport; Billing Period Equal To 201212All Meter CodesAll Group Names*

**elpaso**

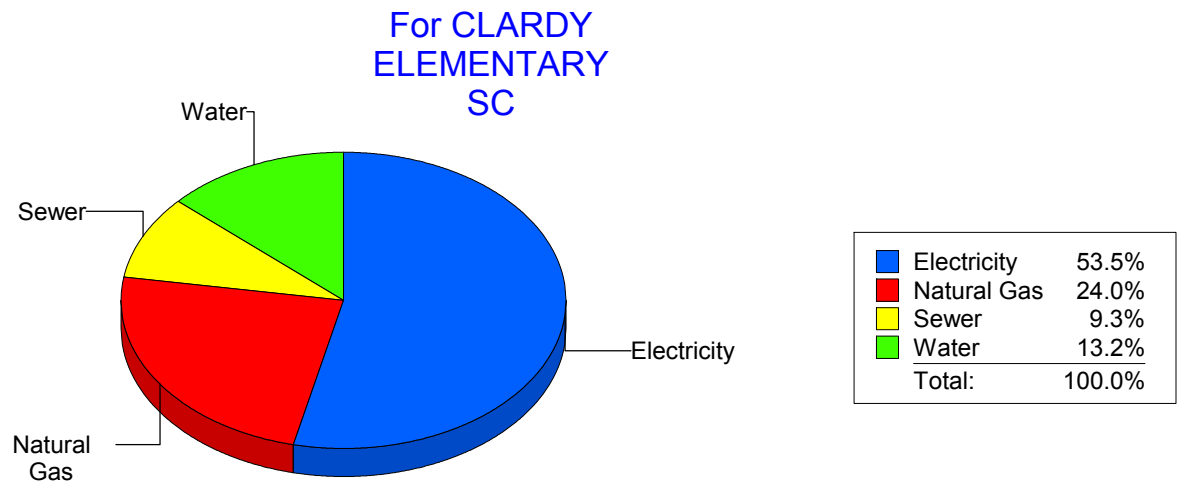
Energy CAP

Cost Avoidance Program

**Cost Summary Graph**

Grouped by Energy Type

Energy Type	Use	Units	Meter Cost	Special Charges	Total Cost	Avg Unit Cost	% of Total Cost
Site: CLARDY ELEMENTARY SC - CLARDY ELEMENTARY SC							
Electricity	26,098	KWH	\$3,059.61	\$0.00	\$3,059.61	0.1172	53.48%
Natural Gas	2,364	CCF	\$1,371.39	\$0.00	\$1,371.39	0.5801	23.97%
Water	378	CCF	\$756.67	\$0.00	\$756.67	2.0018	13.23%
Sewer	250	CCF	\$533.35	\$0.00	\$533.35	2.1334	9.32%
<b>Total Cost:</b>			<b>\$5,721.02</b>	<b>\$0.00</b>	<b>\$5,721.02</b>		



*Filters: Cost Center Name Not Equal To DoNotReport; Billing Period Equal To 201212All Meter CodesAll Group Names*



**elpaso**

Energy CAP

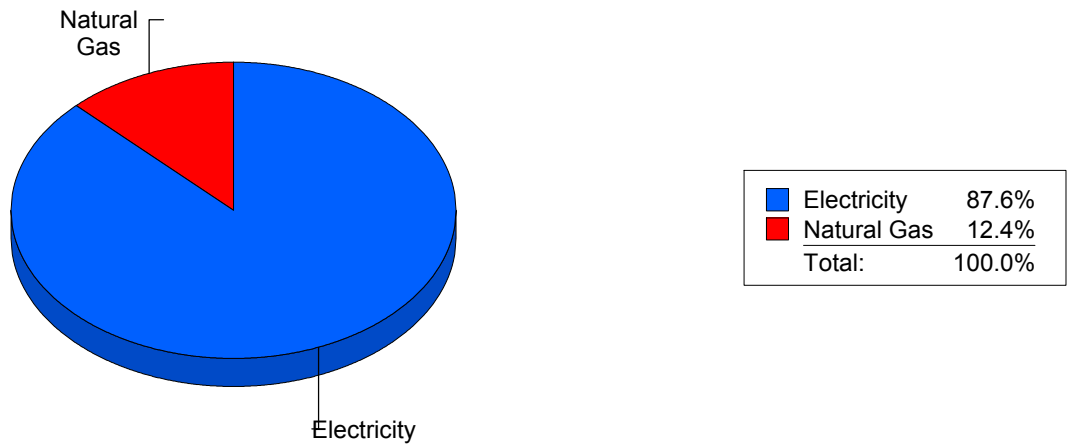
Cost Avoidance Program

**Cost Summary Graph**

Grouped by Energy Type

Energy Type	Use	Units	Meter Cost	Special Charges	Total Cost	Avg Unit Cost	% of Total Cost
<b>Site: CLENDININ - CLENDININ</b>							
Electricity	35,750	KWH	\$4,749.48	\$0.00	\$4,749.48	0.1329	87.58%
Natural Gas	1,156	CCF	\$673.68	\$0.00	\$673.68	0.5828	12.42%
<b>Total Cost:</b>			<b>\$5,423.16</b>	<b>\$0.00</b>	<b>\$5,423.16</b>		

For CLENDININ



*Filters: Cost Center Name Not Equal To DoNotReport; Billing Period Equal To 201212All Meter CodesAll Group Names*

**elpaso**

Energy CAP

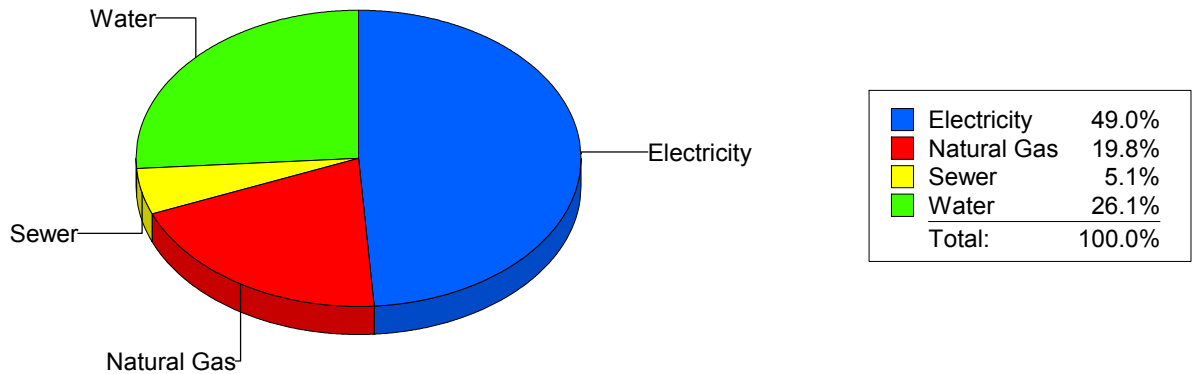
Cost Avoidance Program

**Cost Summary Graph**

Grouped by Energy Type

Energy Type	Use	Units	Meter Cost	Special Charges	Total Cost	Avg Unit Cost	% of Total Cost
<b>Site: COLDWELL INTERMEDIAT - COLDWELL INTERMEDIAT</b>							
Electricity	26,632	KWH	\$2,817.42	\$0.00	\$2,817.42	0.1058	49.01%
Natural Gas	1,863	CCF	\$1,138.50	\$0.00	\$1,138.50	0.6111	19.81%
Water	365	CCF	\$1,500.78	\$0.00	\$1,500.78	4.1117	26.11%
Sewer	86	CCF	\$291.84	\$0.00	\$291.84	3.3935	5.08%
<b>Total Cost:</b>			<b>\$5,748.54</b>	<b>\$0.00</b>	<b>\$5,748.54</b>		

For  
COLDWELL  
INTERMEDIAT



*Filters: Cost Center Name Not Equal To DoNotReport; Billing Period Equal To 201212All Meter CodesAll Group Names*

**elpaso**

Energy CAP

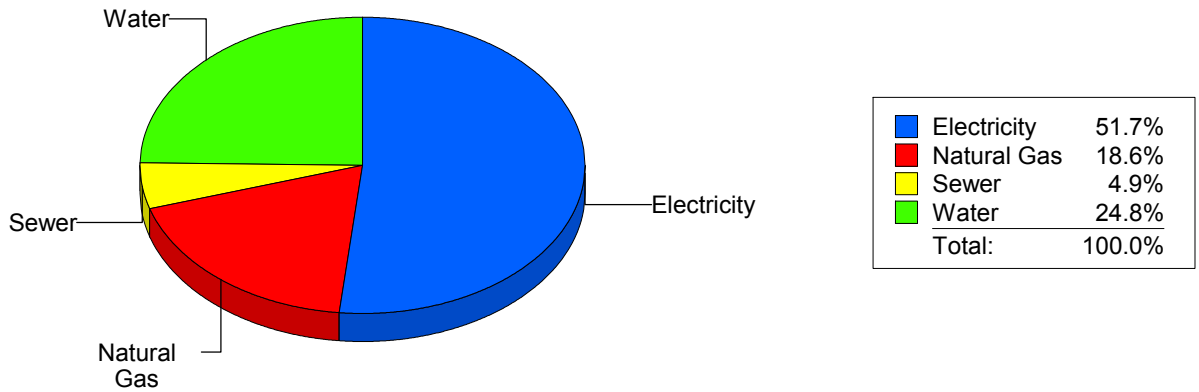
Cost Avoidance Program

**Cost Summary Graph**

Grouped by Energy Type

Energy Type	Use	Units	Meter Cost	Special Charges	Total Cost	Avg Unit Cost	% of Total Cost
<b>Site: COLLINS ELEMENTARY - COLLINS ELEMENTARY</b>							
Electricity	44,012	KWH	\$4,666.05	\$0.00	\$4,666.05	0.1060	51.71%
Natural Gas	2,916	CCF	\$1,678.26	\$0.00	\$1,678.26	0.5755	18.60%
Water	566	CCF	\$2,238.72	\$0.00	\$2,238.72	3.9553	24.81%
Sewer	228	CCF	\$440.42	\$0.00	\$440.42	1.9317	4.88%
<b>Total Cost:</b>			<b>\$9,023.45</b>	<b>\$0.00</b>	<b>\$9,023.45</b>		

For COLLINS ELEMENTARY



*Filters: Cost Center Name Not Equal To DoNotReport; Billing Period Equal To 201212All Meter CodesAll Group Names*

**elpaso**

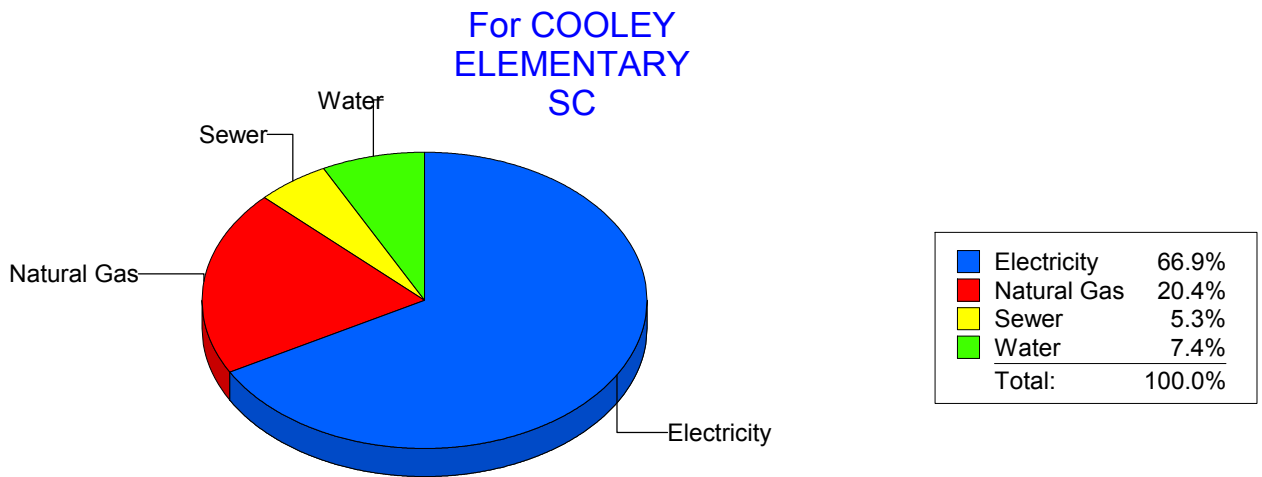
Energy CAP

Cost Avoidance Program

**Cost Summary Graph**

Grouped by Energy Type

Energy Type	Use	Units	Meter Cost	Special Charges	Total Cost	Avg Unit Cost	% of Total Cost
<b>Site: COOLEY ELEMENTARY SC - COOLEY ELEMENTARY SC</b>							
Electricity	76,200	KWH	\$7,289.69	\$0.00	\$7,289.69	0.0957	66.86%
Natural Gas	3,924	CCF	\$2,222.73	\$0.00	\$2,222.73	0.5664	20.39%
Water	238	CCF	\$808.62	\$0.00	\$808.62	3.3976	7.42%
Sewer	150	CCF	\$581.53	\$0.00	\$581.53	3.8769	5.33%
<b>Total Cost:</b>			<b>\$10,902.57</b>	<b>\$0.00</b>	<b>\$10,902.57</b>		



*Filters: Cost Center Name Not Equal To DoNotReport; Billing Period Equal To 201212All Meter CodesAll Group Names*

**elpaso**

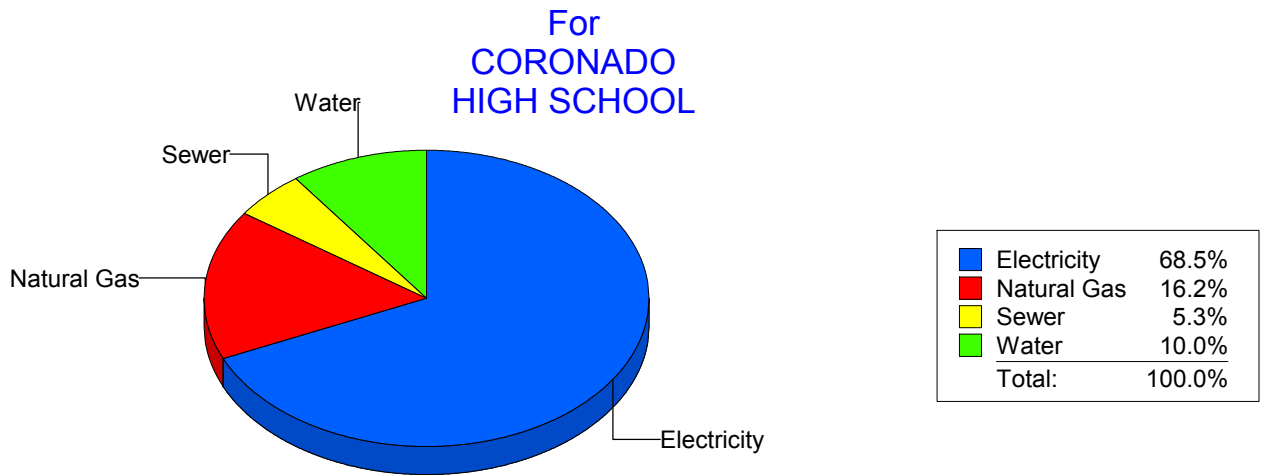
Energy CAP

Cost Avoidance Program

**Cost Summary Graph**

Grouped by Energy Type

Energy Type	Use	Units	Meter Cost	Special Charges	Total Cost	Avg Unit Cost	% of Total Cost
<b>Site: CORONADO HIGH SCHOOL - CORONADO HIGH SCHOOL</b>							
Electricity	191,797	KWH	\$19,258.25	\$0.00	\$19,258.25	0.1004	68.47%
Natural Gas	8,216	CCF	\$4,563.57	\$0.00	\$4,563.57	0.5554	16.22%
Water	1,731	CCF	\$2,812.51	\$0.00	\$2,812.51	1.6248	10.00%
Sewer	909	CCF	\$1,494.03	\$0.00	\$1,494.03	1.6436	5.31%
<b>Total Cost:</b>			<b>\$28,128.36</b>	<b>\$0.00</b>	<b>\$28,128.36</b>		



*Filters: Cost Center Name Not Equal To DoNotReport; Billing Period Equal To 201212All Meter CodesAll Group Names*

**elpaso**

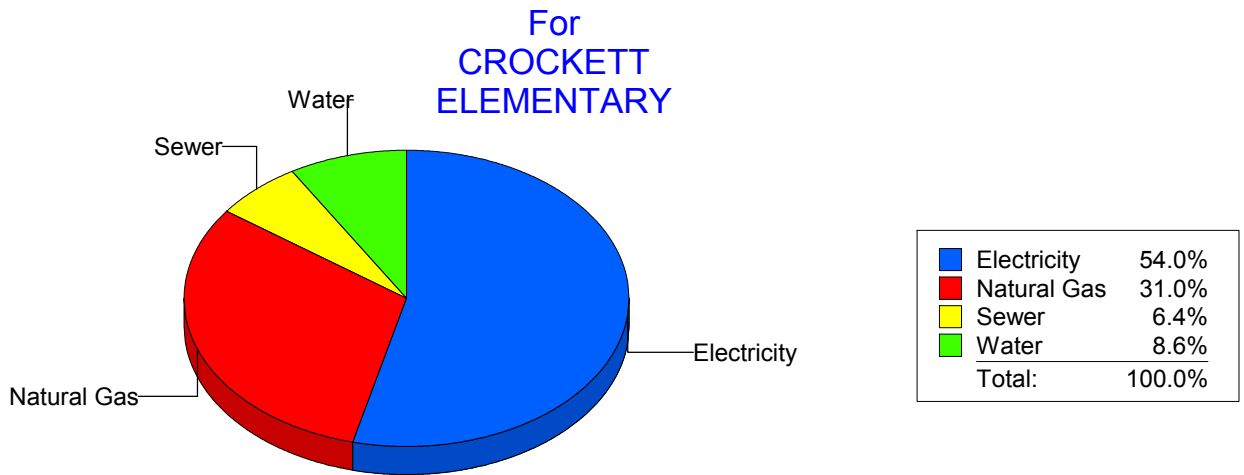
Energy CAP

Cost Avoidance Program

**Cost Summary Graph**

Grouped by Energy Type

Energy Type	Use	Units	Meter Cost	Special Charges	Total Cost	Avg Unit Cost	% of Total Cost
<b>Site: CROCKETT - CROCKETT ELEMENTARY</b>							
Electricity	23,000	KWH	\$2,505.44	\$0.00	\$2,505.44	0.1089	53.98%
Natural Gas	2,555	CCF	\$1,440.11	\$0.00	\$1,440.11	0.5636	31.03%
Water	151	CCF	\$399.60	\$0.00	\$399.60	2.6464	8.61%
Sewer	128	CCF	\$295.90	\$0.00	\$295.90	2.3117	6.38%
<b>Total Cost:</b>			<b>\$4,641.05</b>	<b>\$0.00</b>	<b>\$4,641.05</b>		



*Filters: Cost Center Name Not Equal To DoNotReport; Billing Period Equal To 201212All Meter CodesAll Group Names*

**elpaso**

Energy CAP

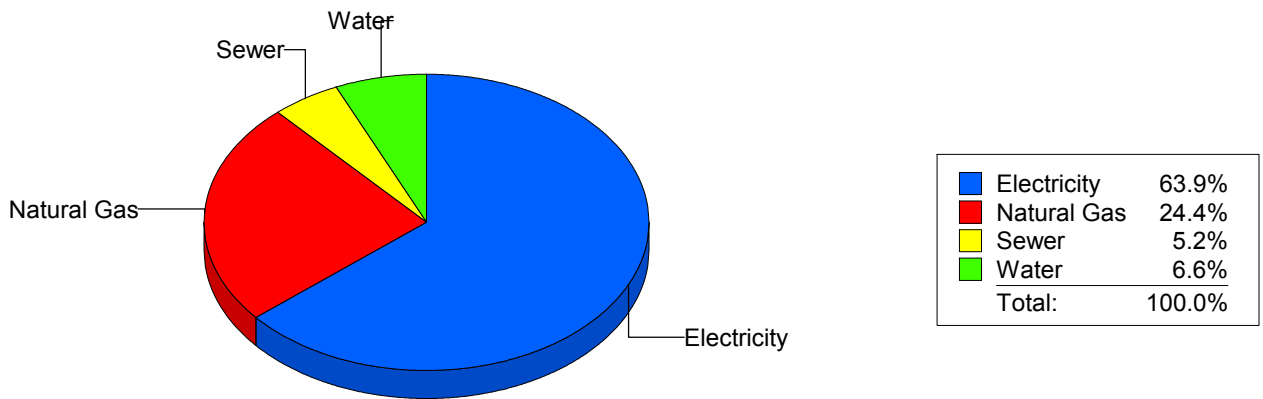
Cost Avoidance Program

**Cost Summary Graph**

Grouped by Energy Type

Energy Type	Use	Units	Meter Cost	Special Charges	Total Cost	Avg Unit Cost	% of Total Cost
<b>Site: CROSBY ELEMENTARY - CROSBY ELEMENTARY</b>							
Electricity	28,829	KWH	\$3,024.48	\$0.00	\$3,024.48	0.1049	63.85%
Natural Gas	1,971	CCF	\$1,153.83	\$0.00	\$1,153.83	0.5854	24.36%
Water	123	CCF	\$312.29	\$0.00	\$312.29	2.5389	6.59%
Sewer	90	CCF	\$246.12	\$0.00	\$246.12	2.7347	5.20%
<b>Total Cost:</b>			<b>\$4,736.72</b>	<b>\$0.00</b>	<b>\$4,736.72</b>		

For CROSBY ELEMENTARY



*Filters: Cost Center Name Not Equal To DoNotReport; Billing Period Equal To 201212All Meter CodesAll Group Names*

**el Paso**

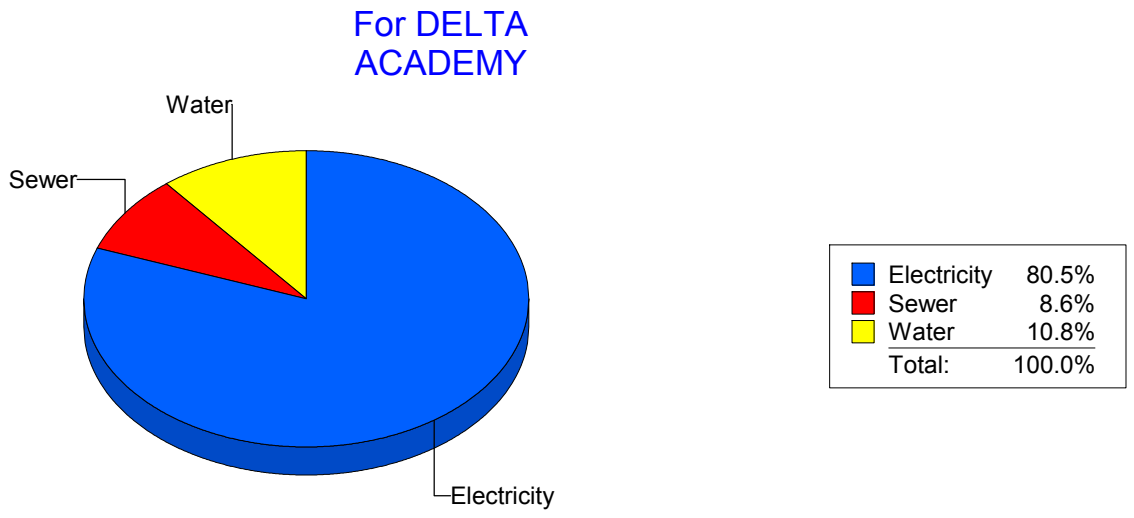
Energy CAP

Cost Avoidance Program

**Cost Summary Graph**

Grouped by Energy Type

Energy Type	Use	Units	Meter Cost	Special Charges	Total Cost	Avg Unit Cost	% of Total Cost
<b>Site: DELTA ACADEMY - DELTA ACADEMY</b>							
Electricity	7,054	KWH	\$501.61	\$0.00	\$501.61	0.0711	80.54%
Water	23	CCF	\$67.52	\$0.00	\$67.52	2.9357	10.84%
Sewer	18	CCF	\$53.67	\$0.00	\$53.67	2.9817	8.62%
<b>Total Cost:</b>			<b>\$622.80</b>	<b>\$0.00</b>	<b>\$622.80</b>		



*Filters: Cost Center Name Not Equal To DoNotReport; Billing Period Equal To 201212All Meter CodesAll Group Names*



**elpaso**

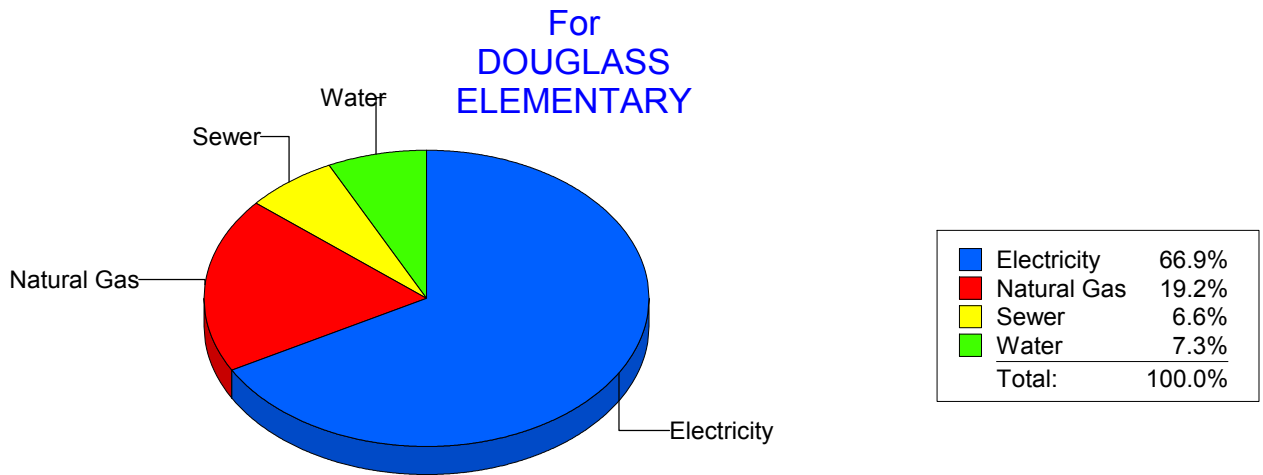
Energy CAP

Cost Avoidance Program

**Cost Summary Graph**

Grouped by Energy Type

Energy Type	Use	Units	Meter Cost	Special Charges	Total Cost	Avg Unit Cost	% of Total Cost
<b>Site: DOUGLASS ELEMENTARY - DOUGLASS ELEMENTARY</b>							
Electricity	31,805	KWH	\$3,382.78	\$0.00	\$3,382.78	0.1064	66.86%
Natural Gas	1,642	CCF	\$972.84	\$0.00	\$972.84	0.5925	19.23%
Water	146	CCF	\$371.17	\$0.00	\$371.17	2.5423	7.34%
Sewer	119	CCF	\$332.71	\$0.00	\$332.71	2.7959	6.58%
<b>Total Cost:</b>			<b>\$5,059.50</b>	<b>\$0.00</b>	<b>\$5,059.50</b>		



*Filters: Cost Center Name Not Equal To DoNotReport; Billing Period Equal To 201212All Meter CodesAll Group Names*

**elpaso**

Energy CAP

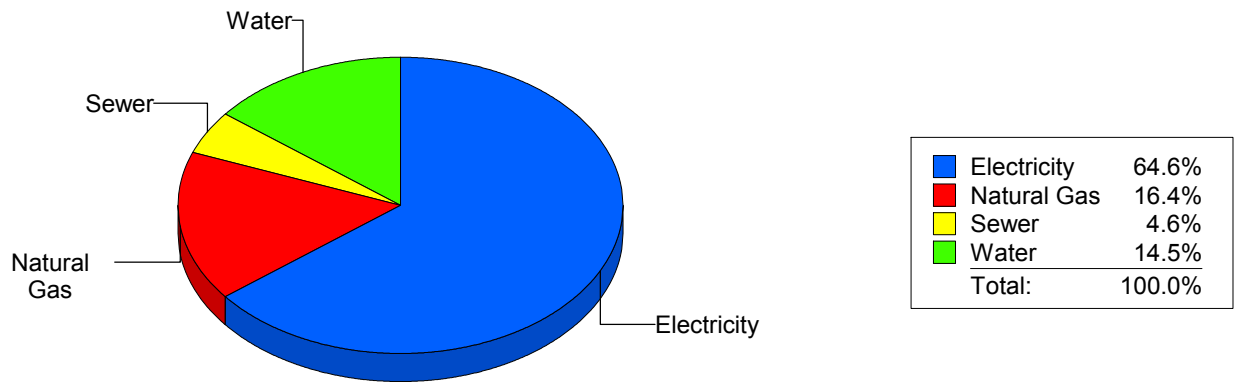
Cost Avoidance Program

**Cost Summary Graph**

Grouped by Energy Type

Energy Type	Use	Units	Meter Cost	Special Charges	Total Cost	Avg Unit Cost	% of Total Cost
<b>Site: DOWELL ELEMENTARY - DOWELL ELEMENTARY</b>							
Electricity	18,486	KWH	\$1,998.19	\$0.00	\$1,998.19	0.1081	64.57%
Natural Gas	853	CCF	\$507.43	\$0.00	\$507.43	0.5949	16.40%
Water	195	CCF	\$447.78	\$0.00	\$447.78	2.2963	14.47%
Sewer	69	CCF	\$141.35	\$0.00	\$141.35	2.0486	4.57%
<b>Total Cost:</b>			<b>\$3,094.75</b>	<b>\$0.00</b>	<b>\$3,094.75</b>		

For DOWELL ELEMENTARY



*Filters: Cost Center Name Not Equal To DoNotReport; Billing Period Equal To 201212All Meter CodesAll Group Names*

**el paso**

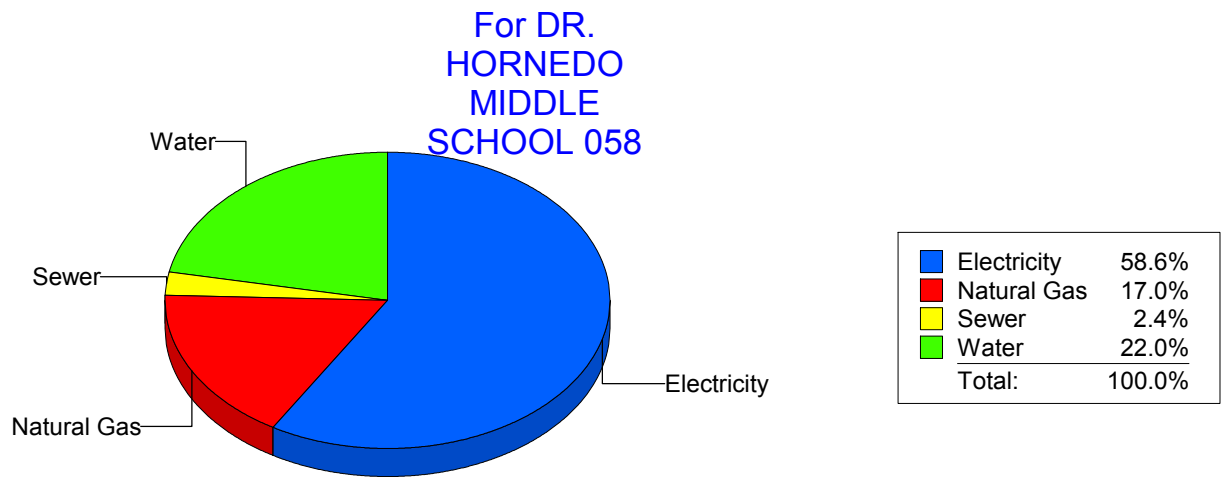
Energy CAP

Cost Avoidance Program

**Cost Summary Graph**

Grouped by Energy Type

Energy Type	Use	Units	Meter Cost	Special Charges	Total Cost	Avg Unit Cost	% of Total Cost
<b>Site: DRHORNEDOMIDDLESCHOOL - DR. HORNEDO MIDDLE SCHOOL 058</b>							
Electricity	87,000	KWH	\$7,928.95	\$0.00	\$7,928.95	0.0911	58.62%
Natural Gas	4,150	CCF	\$2,302.21	\$0.00	\$2,302.21	0.5547	17.02%
Water	830	CCF	\$2,971.08	\$0.00	\$2,971.08	3.5796	21.96%
Sewer	81	CCF	\$324.42	\$0.00	\$324.42	4.0052	2.40%
<b>Total Cost:</b>			<b>\$13,526.66</b>	<b>\$0.00</b>	<b>\$13,526.66</b>		



*Filters: Cost Center Name Not Equal To DoNotReport; Billing Period Equal To 201212All Meter CodesAll Group Names*

**elpaso**

Energy CAP

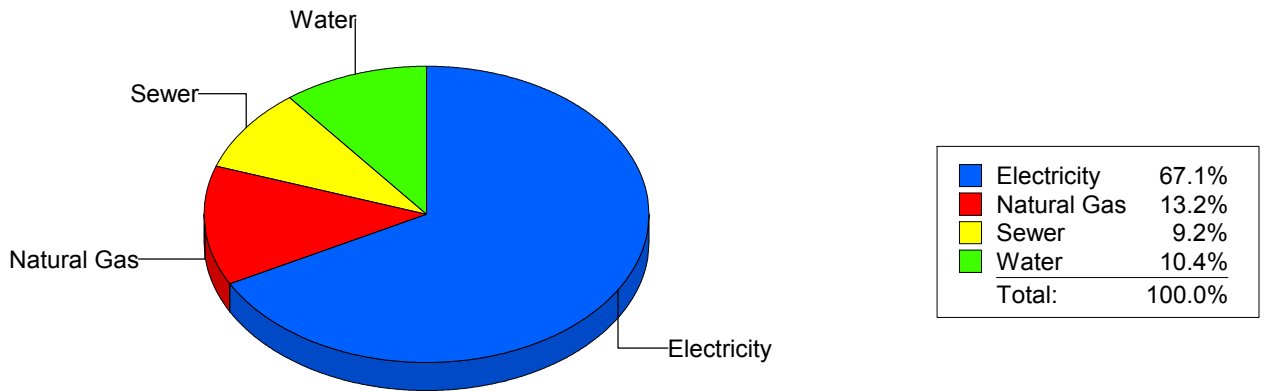
Cost Avoidance Program

**Cost Summary Graph**

Grouped by Energy Type

Energy Type	Use	Units	Meter Cost	Special Charges	Total Cost	Avg Unit Cost	% of Total Cost
Site: DR. L.A. NIXON ELEME - DR. L.A. NIXON ELEME							
Electricity	41,760	KWH	\$4,045.81	\$0.00	\$4,045.81	0.0969	67.13%
Natural Gas	1,307	CCF	\$795.74	\$0.00	\$795.74	0.6088	13.20%
Water	263	CCF	\$628.90	\$0.00	\$628.90	2.3913	10.43%
Sewer	229	CCF	\$556.80	\$0.00	\$556.80	2.4314	9.24%
<b>Total Cost:</b>			<b>\$6,027.25</b>	<b>\$0.00</b>	<b>\$6,027.25</b>		

For DR. L.A. NIXON ELEME



*Filters: Cost Center Name Not Equal To DoNotReport; Billing Period Equal To 201212All Meter CodesAll Group Names*

**elpaso**

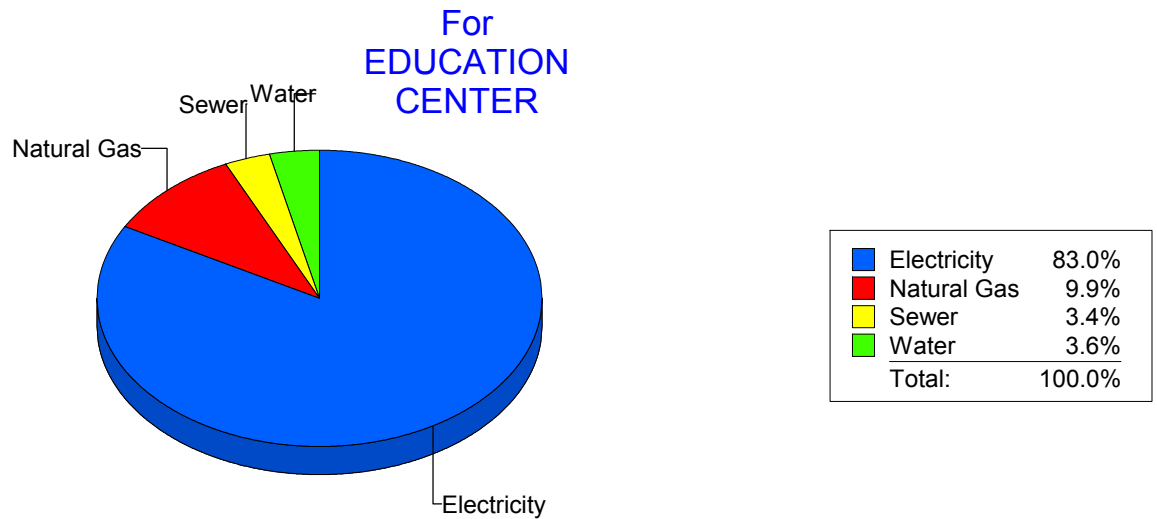
Energy CAP

Cost Avoidance Program

**Cost Summary Graph**

Grouped by Energy Type

Energy Type	Use	Units	Meter Cost	Special Charges	Total Cost	Avg Unit Cost	% of Total Cost
<b>Site: EDUCATION CENTER - EDUCATION CENTER</b>							
Electricity	251,293	KWH	\$21,239.49	\$0.00	\$21,239.49	0.0845	83.01%
Natural Gas	4,584	CCF	\$2,535.54	\$0.00	\$2,535.54	0.5531	9.91%
Water	373	CCF	\$933.24	\$0.00	\$933.24	2.5020	3.65%
Sewer	426	CCF	\$878.98	\$0.00	\$878.98	2.0633	3.44%
<b>Total Cost:</b>			<b>\$25,587.25</b>	<b>\$0.00</b>	<b>\$25,587.25</b>		



*Filters: Cost Center Name Not Equal To DoNotReport; Billing Period Equal To 201212All Meter CodesAll Group Names*

**elpaso**

Energy CAP

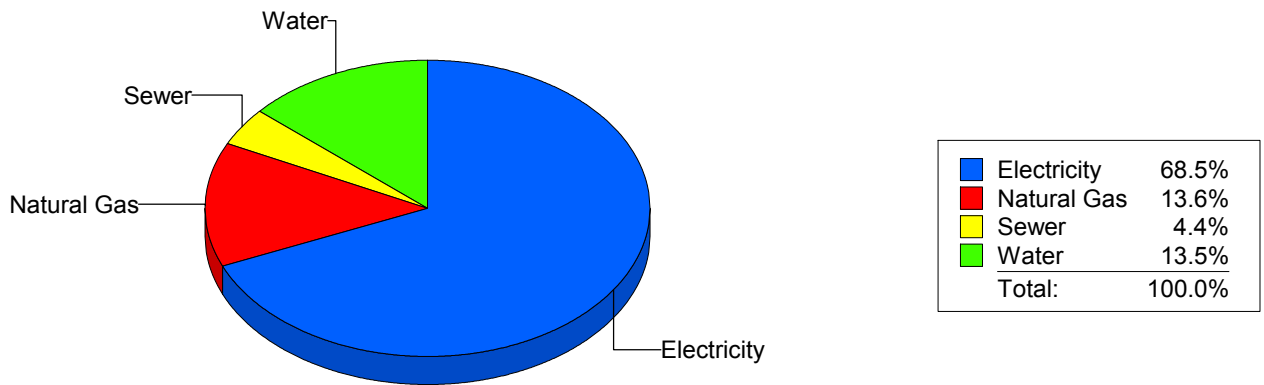
Cost Avoidance Program

**Cost Summary Graph**

Grouped by Energy Type

Energy Type	Use	Units	Meter Cost	Special Charges	Total Cost	Avg Unit Cost	% of Total Cost
<b>Site: EL PASO HIGH SCHOOL - EL PASO HIGH SCHOOL</b>							
Electricity	130,244	KWH	\$14,787.19	\$0.00	\$14,787.19	0.1135	68.55%
Natural Gas	4,918	CCF	\$2,923.49	\$0.00	\$2,923.49	0.5944	13.55%
Water	965	CCF	\$2,919.43	\$0.00	\$2,919.43	3.0253	13.53%
Sewer	395	CCF	\$941.61	\$0.00	\$941.61	2.3838	4.37%
<b>Total Cost:</b>			<b>\$21,571.72</b>	<b>\$0.00</b>	<b>\$21,571.72</b>		

For EL PASO HIGH SCHOOL



*Filters: Cost Center Name Not Equal To DoNotReport; Billing Period Equal To 201212All Meter CodesAll Group Names*

**el paso**

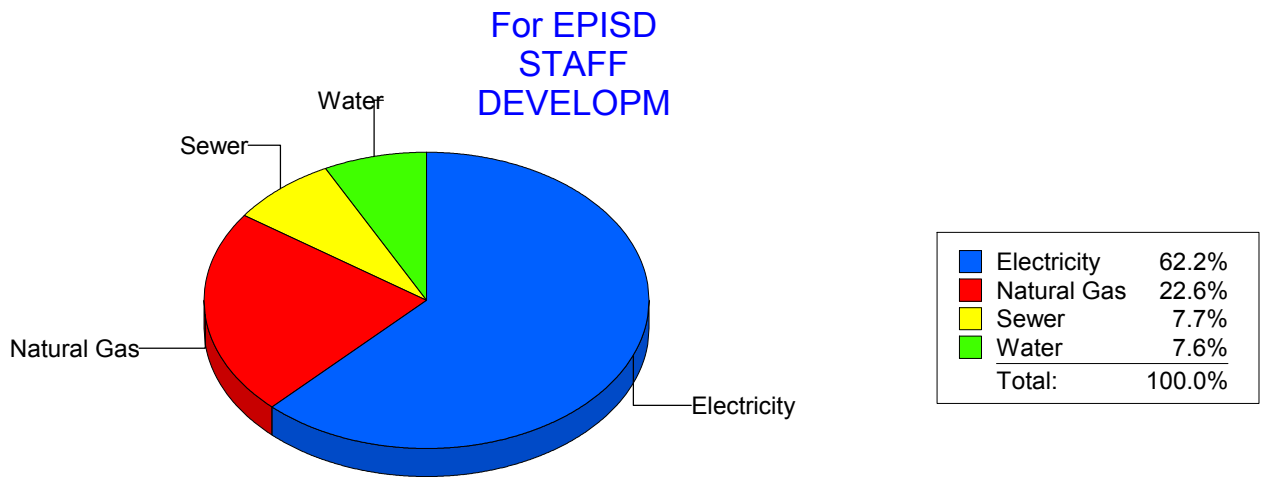
Energy CAP

Cost Avoidance Program

**Cost Summary Graph**

Grouped by Energy Type

Energy Type	Use	Units	Meter Cost	Special Charges	Total Cost	Avg Unit Cost	% of Total Cost
<b>Site: EPISD STAFF DEVELOPM - EPISD STAFF DEVELOPM</b>							
Electricity		9,120 KWH	\$858.98	\$0.00	\$858.98	0.0942	62.19%
Natural Gas		495 CCF	\$311.47	\$0.00	\$311.47	0.6292	22.55%
Water		26 CCF	\$104.80	\$0.00	\$104.80	4.0308	7.59%
Sewer		42 CCF	\$105.98	\$0.00	\$105.98	2.5233	7.67%
<b>Total Cost:</b>			<b>\$1,381.23</b>	<b>\$0.00</b>	<b>\$1,381.23</b>		



*Filters: Cost Center Name Not Equal To DoNotReport; Billing Period Equal To 201212All Meter CodesAll Group Names*

**elpaso**

Energy CAP

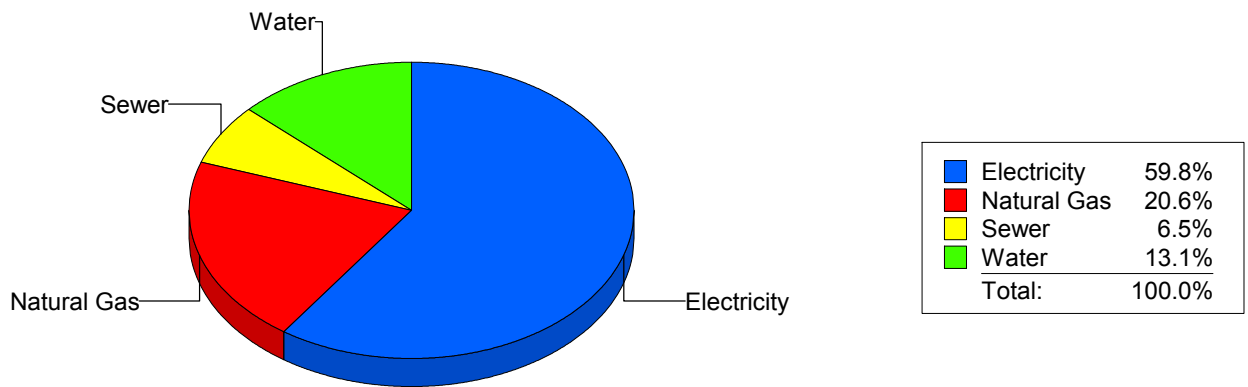
Cost Avoidance Program

**Cost Summary Graph**

Grouped by Energy Type

Energy Type	Use	Units	Meter Cost	Special Charges	Total Cost	Avg Unit Cost	% of Total Cost
<b>Site: FANNIN ELEMENTARY - FANNIN ELEMENTARY</b>							
Electricity	28,401	KWH	\$3,213.23	\$0.00	\$3,213.23	0.1131	59.81%
Natural Gas	1,810	CCF	\$1,105.92	\$0.00	\$1,105.92	0.6110	20.58%
Water	231	CCF	\$706.12	\$0.00	\$706.12	3.0568	13.14%
Sewer	108	CCF	\$347.33	\$0.00	\$347.33	3.2160	6.46%
<b>Total Cost:</b>			<b>\$5,372.60</b>	<b>\$0.00</b>	<b>\$5,372.60</b>		

For FANNIN ELEMENTARY



*Filters: Cost Center Name Not Equal To DoNotReport; Billing Period Equal To 201212All Meter CodesAll Group Names*



**elpaso**

Energy CAP

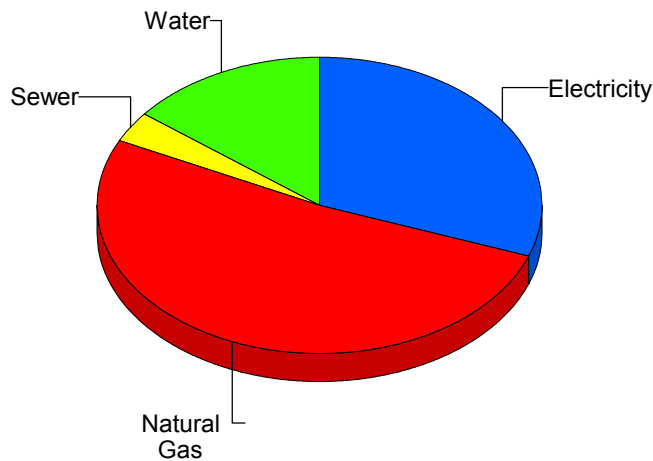
Cost Avoidance Program

**Cost Summary Graph**

Grouped by Energy Type

Energy Type	Use	Units	Meter Cost	Special Charges	Total Cost	Avg Unit Cost	% of Total Cost
<b>Site: FINE ARTS/MULTIMEDIA - FINE ARTS/MULTIMEDIA</b>							
Electricity	11,517	KWH	\$1,138.86	\$0.00	\$1,138.86	0.0989	30.66%
Natural Gas	3,429	CCF	\$1,914.56	\$0.00	\$1,914.56	0.5583	51.54%
Water	160	CCF	\$540.59	\$0.00	\$540.59	3.3787	14.55%
Sewer	43	CCF	\$120.44	\$0.00	\$120.44	2.8009	3.24%
<b>Total Cost:</b>			<b>\$3,714.45</b>	<b>\$0.00</b>	<b>\$3,714.45</b>		

For FINE ARTS/MULTIMEDIA



Electricity	30.7%
Natural Gas	51.5%
Sewer	3.2%
Water	14.6%
<b>Total:</b>	<b>100.0%</b>

*Filters: Cost Center Name Not Equal To DoNotReport; Billing Period Equal To 201212All Meter CodesAll Group Names*

**el paso**

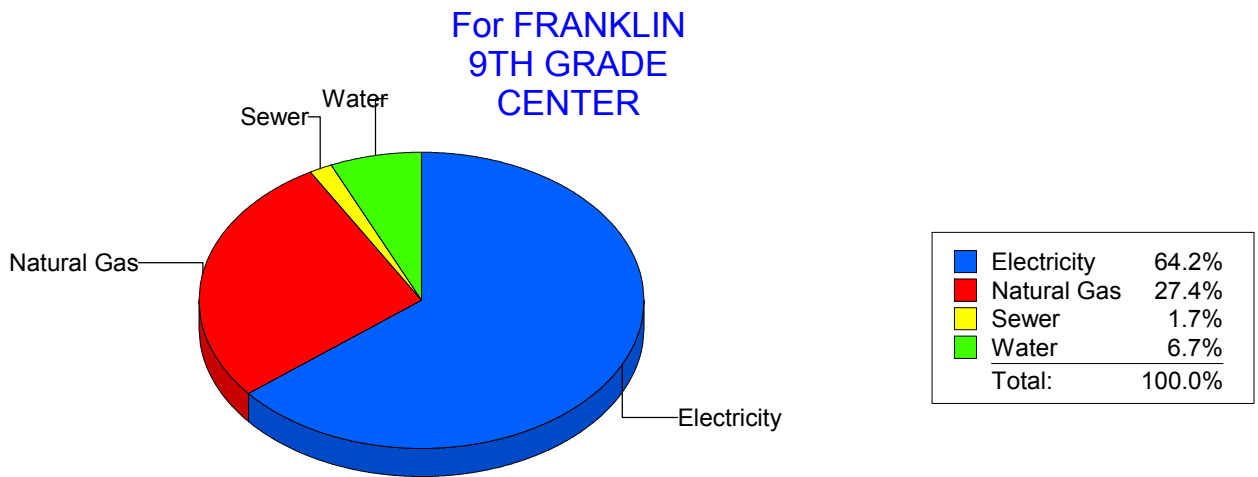
Energy CAP

Cost Avoidance Program

**Cost Summary Graph**

Grouped by Energy Type

Energy Type	Use	Units	Meter Cost	Special Charges	Total Cost	Avg Unit Cost	% of Total Cost
<b>Site: FRANKLIN9THGRADECENTER - FRANKLIN 9TH GRADE CENTER</b>							
Electricity	132,000	KWH	\$12,373.30	\$0.00	\$12,373.30	0.0937	64.24%
Natural Gas	9,675	CCF	\$5,272.66	\$0.00	\$5,272.66	0.5450	27.37%
Water	1,015	CCF	\$1,284.28	\$0.00	\$1,284.28	1.2653	6.67%
Sewer	87	CCF	\$332.28	\$0.00	\$332.28	3.8193	1.73%
<b>Total Cost:</b>			<b>\$19,262.52</b>	<b>\$0.00</b>	<b>\$19,262.52</b>		



*Filters: Cost Center Name Not Equal To DoNotReport; Billing Period Equal To 201212All Meter CodesAll Group Names*

**elpaso**

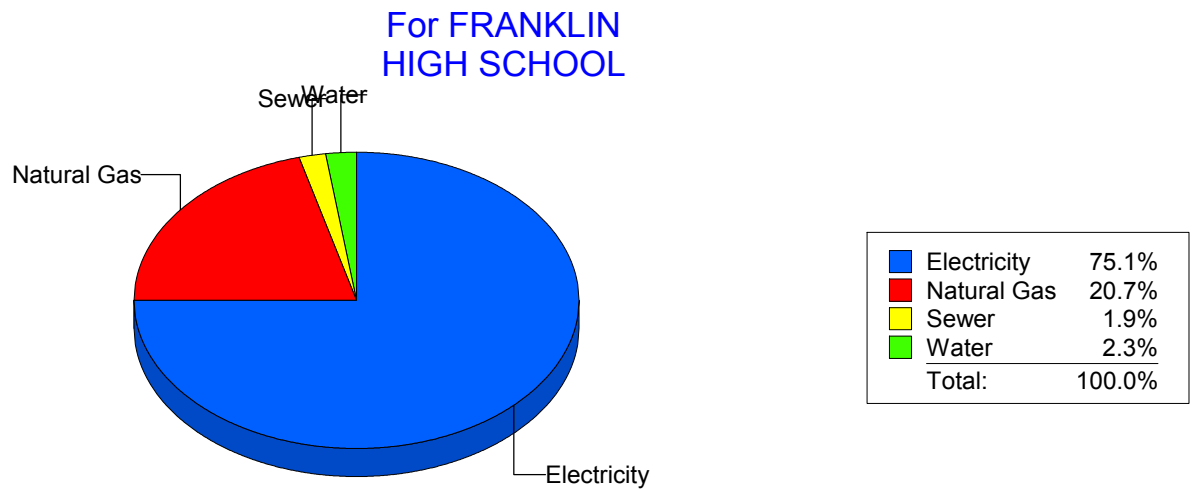
Energy CAP

Cost Avoidance Program

**Cost Summary Graph**

Grouped by Energy Type

Energy Type	Use	Units	Meter Cost	Special Charges	Total Cost	Avg Unit Cost	% of Total Cost
<b>Site: FRANKLIN HIGH SCHOOL - FRANKLIN HIGH SCHOOL</b>							
Electricity	298,942	KWH	\$24,975.21	\$0.00	\$24,975.21	0.0835	75.10%
Natural Gas	12,617	CCF	\$6,891.01	\$0.00	\$6,891.01	0.5462	20.72%
Water	347	CCF	\$753.77	\$0.00	\$753.77	2.1722	2.27%
Sewer	319	CCF	\$636.20	\$0.00	\$636.20	1.9944	1.91%
<b>Total Cost:</b>			<b>\$33,256.19</b>	<b>\$0.00</b>	<b>\$33,256.19</b>		



*Filters: Cost Center Name Not Equal To DoNotReport; Billing Period Equal To 201212All Meter CodesAll Group Names*

**elpaso**

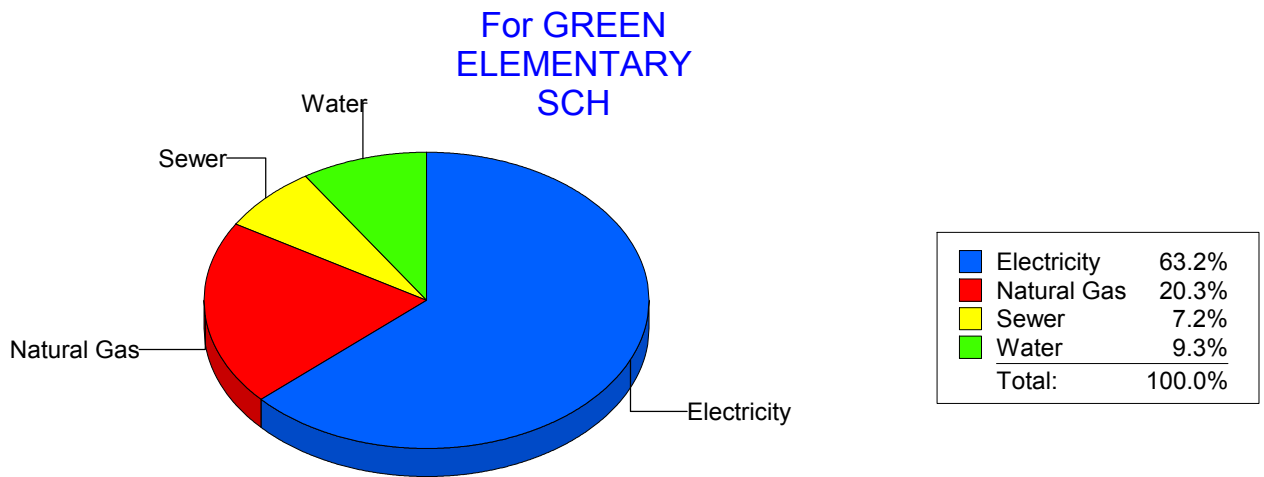
Energy CAP

Cost Avoidance Program

**Cost Summary Graph**

Grouped by Energy Type

Energy Type	Use	Units	Meter Cost	Special Charges	Total Cost	Avg Unit Cost	% of Total Cost
<b>Site: GREEN ELEMENTARY SCH - GREEN ELEMENTARY SCH</b>							
Electricity	34,200	KWH	\$3,523.58	\$0.00	\$3,523.58	0.1030	63.21%
Natural Gas	1,923	CCF	\$1,133.38	\$0.00	\$1,133.38	0.5894	20.33%
Water	145	CCF	\$517.30	\$0.00	\$517.30	3.5676	9.28%
Sewer	90	CCF	\$400.32	\$0.00	\$400.32	4.4480	7.18%
<b>Total Cost:</b>			<b>\$5,574.58</b>	<b>\$0.00</b>	<b>\$5,574.58</b>		



*Filters: Cost Center Name Not Equal To DoNotReport; Billing Period Equal To 201212All Meter CodesAll Group Names*

**elpaso**

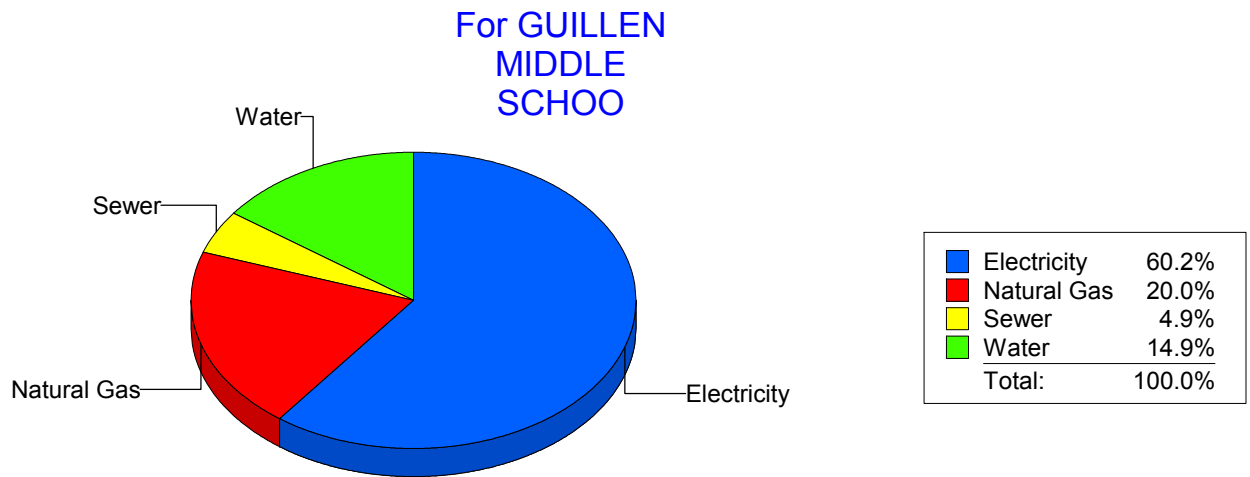
Energy CAP

Cost Avoidance Program

**Cost Summary Graph**

Grouped by Energy Type

Energy Type	Use	Units	Meter Cost	Special Charges	Total Cost	Avg Unit Cost	% of Total Cost
<b>Site: GUILLEN MIDDLE SCHOO - GUILLEN MIDDLE SCHOO</b>							
Electricity	67,800	KWH	\$6,556.98	\$0.00	\$6,556.98	0.0967	60.25%
Natural Gas	3,818	CCF	\$2,172.45	\$0.00	\$2,172.45	0.5690	19.96%
Water	540	CCF	\$1,622.38	\$0.00	\$1,622.38	3.0044	14.91%
Sewer	249	CCF	\$532.04	\$0.00	\$532.04	2.1367	4.89%
<b>Total Cost:</b>			<b>\$10,883.85</b>	<b>\$0.00</b>	<b>\$10,883.85</b>		



*Filters: Cost Center Name Not Equal To DoNotReport; Billing Period Equal To 201212All Meter CodesAll Group Names*

**elpaso**

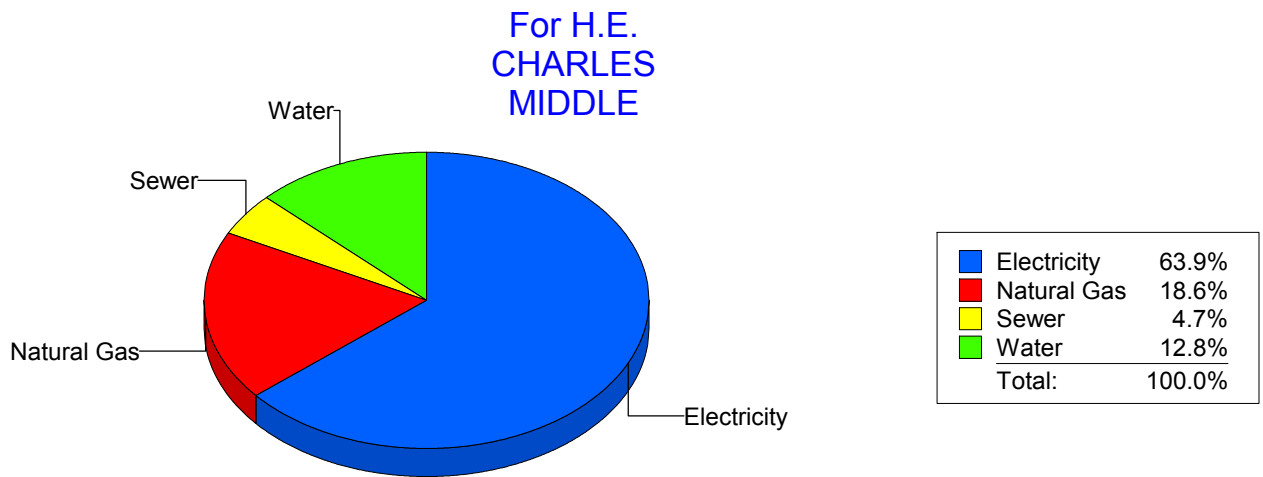
Energy CAP

Cost Avoidance Program

**Cost Summary Graph**

Grouped by Energy Type

Energy Type	Use	Units	Meter Cost	Special Charges	Total Cost	Avg Unit Cost	% of Total Cost
<b>Site: H.E. CHARLES MIDDLE - H.E. CHARLES MIDDLE</b>							
Electricity	63,281	KWH	\$7,173.19	\$0.00	\$7,173.19	0.1134	63.95%
Natural Gas	3,684	CCF	\$2,086.24	\$0.00	\$2,086.24	0.5663	18.60%
Water	571	CCF	\$1,430.34	\$0.00	\$1,430.34	2.5050	12.75%
Sewer	236	CCF	\$527.47	\$0.00	\$527.47	2.2350	4.70%
<b>Total Cost:</b>			<b>\$11,217.24</b>	<b>\$0.00</b>	<b>\$11,217.24</b>		



*Filters: Cost Center Name Not Equal To DoNotReport; Billing Period Equal To 201212All Meter CodesAll Group Names*

**el Paso**

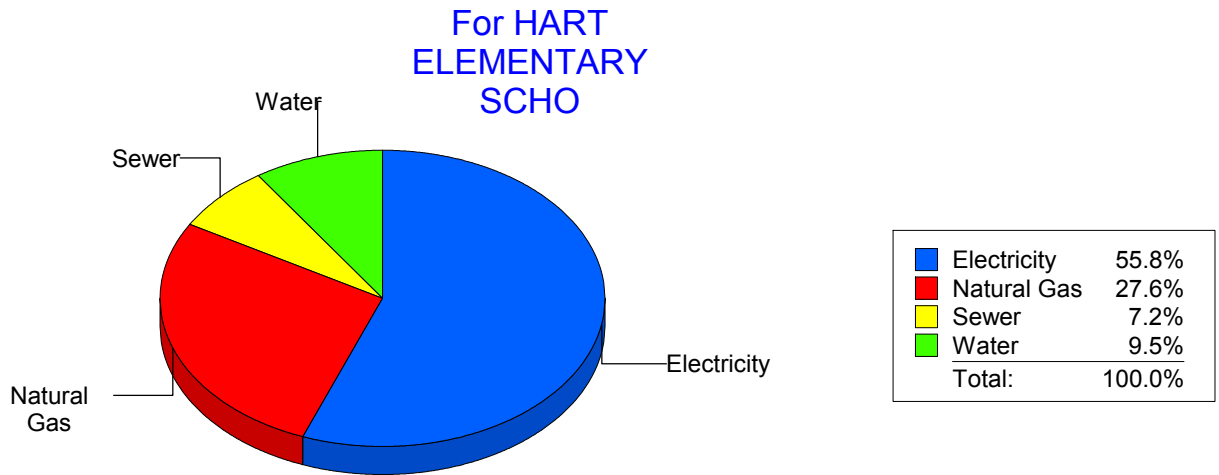
Energy CAP

Cost Avoidance Program

**Cost Summary Graph**

Grouped by Energy Type

Energy Type	Use	Units	Meter Cost	Special Charges	Total Cost	Avg Unit Cost	% of Total Cost
<b>Site: HART ELEMENTARY SCHO - HART ELEMENTARY SCHO</b>							
Electricity	17,758	KWH	\$1,986.57	\$0.00	\$1,986.57	0.1119	55.78%
Natural Gas	1,718	CCF	\$981.60	\$0.00	\$981.60	0.5714	27.56%
Water	132	CCF	\$336.64	\$0.00	\$336.64	2.5503	9.45%
Sewer	149	CCF	\$256.34	\$0.00	\$256.34	1.7204	7.20%
<b>Total Cost:</b>			<b>\$3,561.15</b>	<b>\$0.00</b>	<b>\$3,561.15</b>		



*Filters: Cost Center Name Not Equal To DoNotReport; Billing Period Equal To 201212All Meter CodesAll Group Names*

**elpaso**

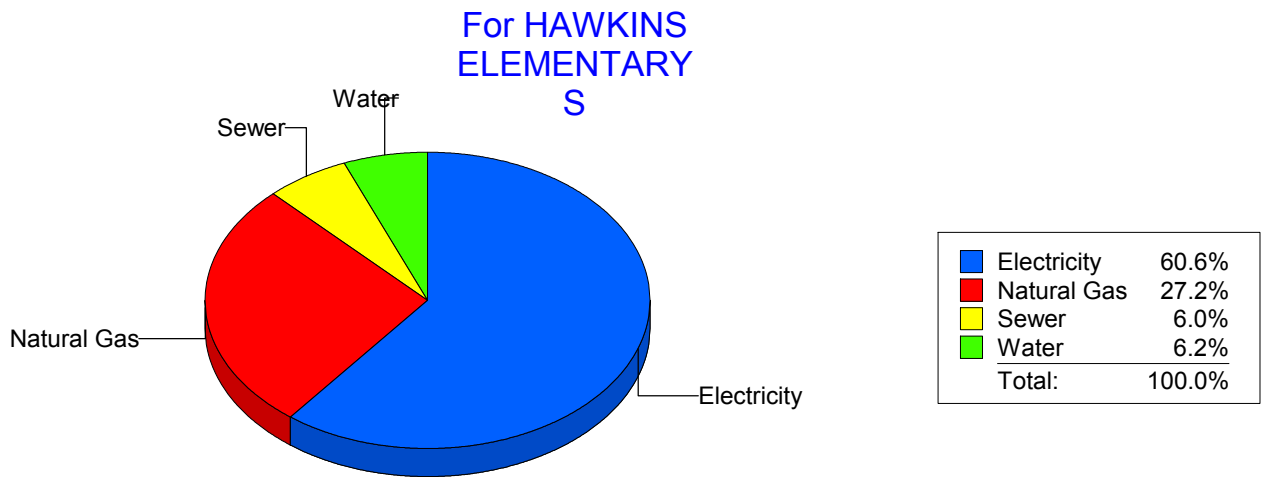
Energy CAP

Cost Avoidance Program

**Cost Summary Graph**

Grouped by Energy Type

Energy Type	Use	Units	Meter Cost	Special Charges	Total Cost	Avg Unit Cost	% of Total Cost
<b>Site: HAWKINS ELEMENTARY S - HAWKINS ELEMENTARY S</b>							
Electricity	22,542	KWH	\$2,037.56	\$0.00	\$2,037.56	0.0904	60.59%
Natural Gas	1,598	CCF	\$915.84	\$0.00	\$915.84	0.5731	27.23%
Water	53	CCF	\$207.99	\$0.00	\$207.99	3.9243	6.18%
Sewer	56	CCF	\$201.58	\$0.00	\$201.58	3.5996	5.99%
<b>Total Cost:</b>			<b>\$3,362.97</b>	<b>\$0.00</b>	<b>\$3,362.97</b>		



*Filters: Cost Center Name Not Equal To DoNotReport; Billing Period Equal To 201212All Meter CodesAll Group Names*



**elpaso**

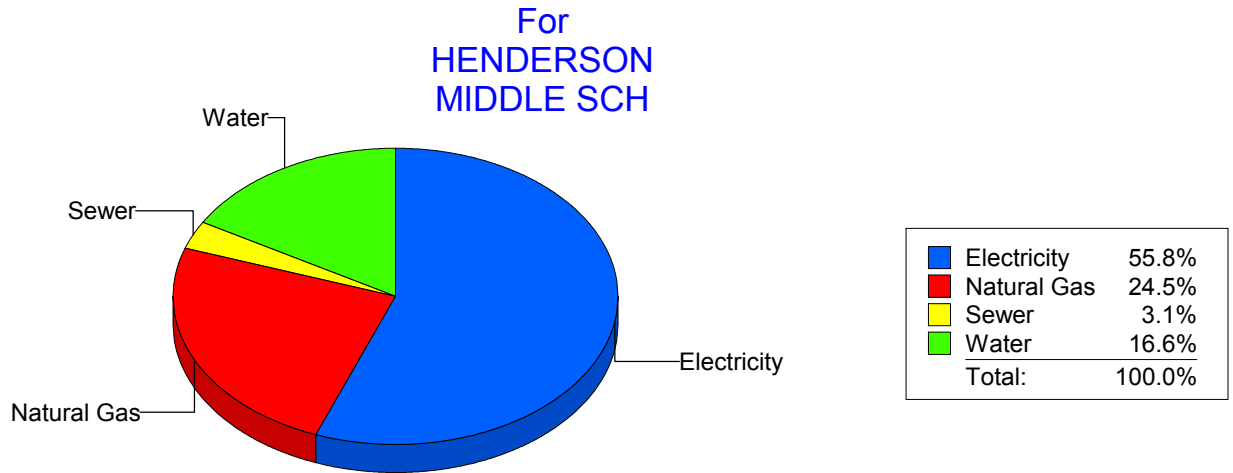
Energy CAP

Cost Avoidance Program

**Cost Summary Graph**

Grouped by Energy Type

Energy Type	Use	Units	Meter Cost	Special Charges	Total Cost	Avg Unit Cost	% of Total Cost
<b>Site: HENDERSON MIDDLE SCH - HENDERSON MIDDLE SCH</b>							
Electricity	39,418	KWH	\$4,180.82	\$0.00	\$4,180.82	0.1061	55.77%
Natural Gas	3,280	CCF	\$1,834.45	\$0.00	\$1,834.45	0.5593	24.47%
Water	541	CCF	\$1,246.13	\$0.00	\$1,246.13	2.3034	16.62%
Sewer	131	CCF	\$235.72	\$0.00	\$235.72	1.7994	3.14%
<b>Total Cost:</b>			<b>\$7,497.12</b>	<b>\$0.00</b>	<b>\$7,497.12</b>		



*Filters: Cost Center Name Not Equal To DoNotReport; Billing Period Equal To 201212All Meter CodesAll Group Names*

**el paso**

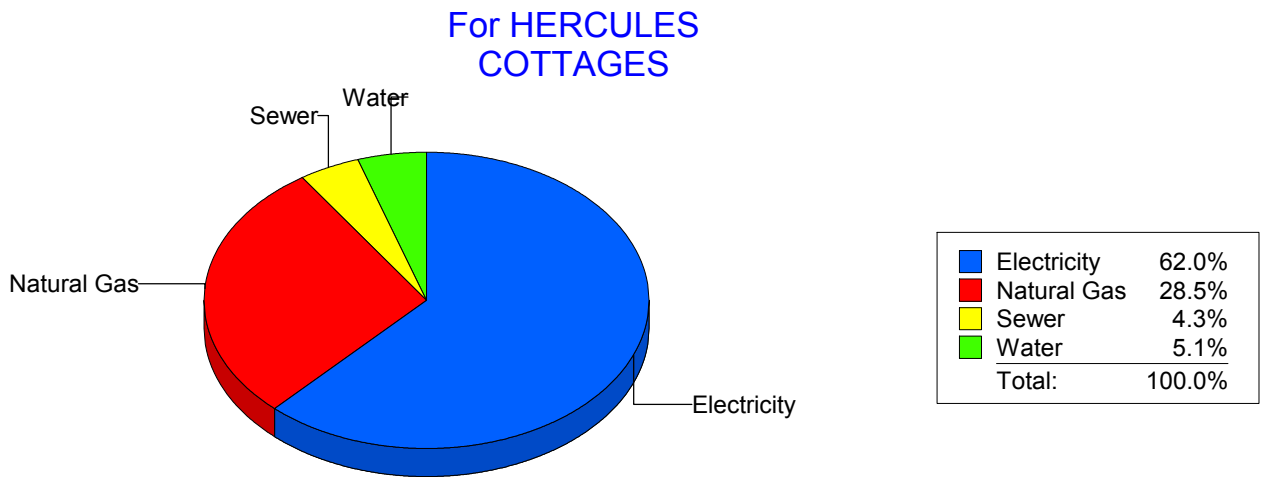
Energy CAP

Cost Avoidance Program

**Cost Summary Graph**

Grouped by Energy Type

Energy Type	Use	Units	Meter Cost	Special Charges	Total Cost	Avg Unit Cost	% of Total Cost
<b>Site: HERCULES COTTAGES - HERCULES COTTAGES</b>							
Electricity	4,742	KWH	\$712.20	\$0.00	\$712.20	0.1502	62.03%
Natural Gas	262	CCF	\$327.48	\$0.00	\$327.48	1.2499	28.52%
Water	18	CCF	\$58.91	\$0.00	\$58.91	3.2728	5.13%
Sewer	14	CCF	\$49.57	\$0.00	\$49.57	3.5407	4.32%
<b>Total Cost:</b>			<b>\$1,148.16</b>	<b>\$0.00</b>	<b>\$1,148.16</b>		



*Filters: Cost Center Name Not Equal To DoNotReport; Billing Period Equal To 201212All Meter CodesAll Group Names*

**elpaso**

Energy CAP

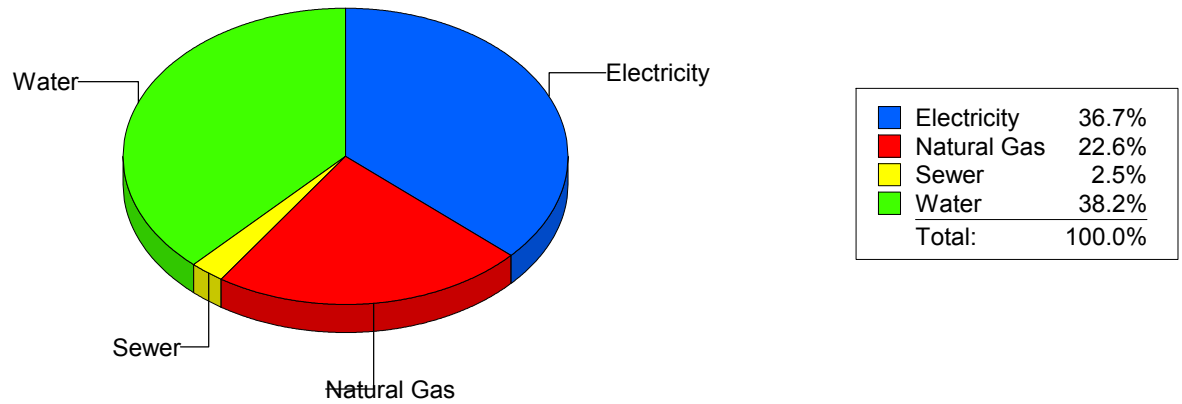
Cost Avoidance Program

**Cost Summary Graph**

Grouped by Energy Type

Energy Type	Use	Units	Meter Cost	Special Charges	Total Cost	Avg Unit Cost	% of Total Cost
<b>Site: HERRERA - HERRERA ELEMENTARY</b>							
Electricity	47,800	KWH	\$4,448.56	\$0.00	\$4,448.56	0.0931	36.67%
Natural Gas	4,976	CCF	\$2,746.28	\$0.00	\$2,746.28	0.5519	22.64%
Water	1,126	CCF	\$4,631.65	\$0.00	\$4,631.65	4.1134	38.18%
Sewer	65	CCF	\$303.46	\$0.00	\$303.46	4.6686	2.50%
<b>Total Cost:</b>			<b>\$12,129.95</b>	<b>\$0.00</b>	<b>\$12,129.95</b>		

For HERRERA ELEMENTARY



*Filters: Cost Center Name Not Equal To DoNotReport; Billing Period Equal To 201212All Meter CodesAll Group Names*

**elpaso**

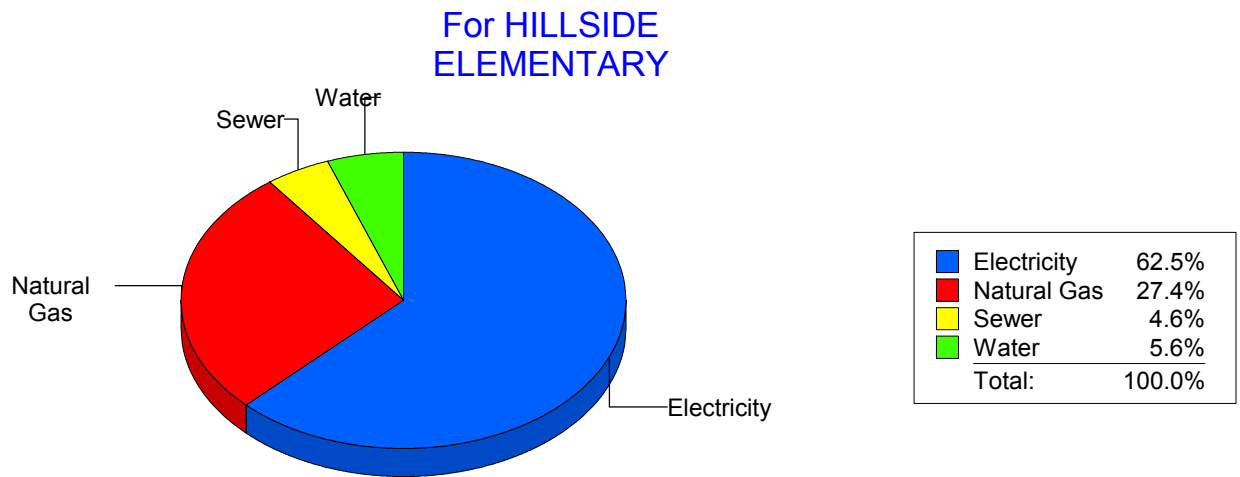
Energy CAP

Cost Avoidance Program

**Cost Summary Graph**

Grouped by Energy Type

Energy Type	Use	Units	Meter Cost	Special Charges	Total Cost	Avg Unit Cost	% of Total Cost
<b>Site: HILLSIDE ELEMENTARY - HILLSIDE ELEMENTARY</b>							
Electricity	42,398	KWH	\$4,882.67	\$0.00	\$4,882.67	0.1152	62.46%
Natural Gas	3,641	CCF	\$2,140.29	\$0.00	\$2,140.29	0.5878	27.38%
Water	150	CCF	\$435.58	\$0.00	\$435.58	2.9039	5.57%
Sewer	117	CCF	\$359.12	\$0.00	\$359.12	3.0694	4.59%
<b>Total Cost:</b>			<b>\$7,817.66</b>	<b>\$0.00</b>	<b>\$7,817.66</b>		



*Filters: Cost Center Name Not Equal To DoNotReport; Billing Period Equal To 201212All Meter CodesAll Group Names*

**elpaso**

Energy CAP

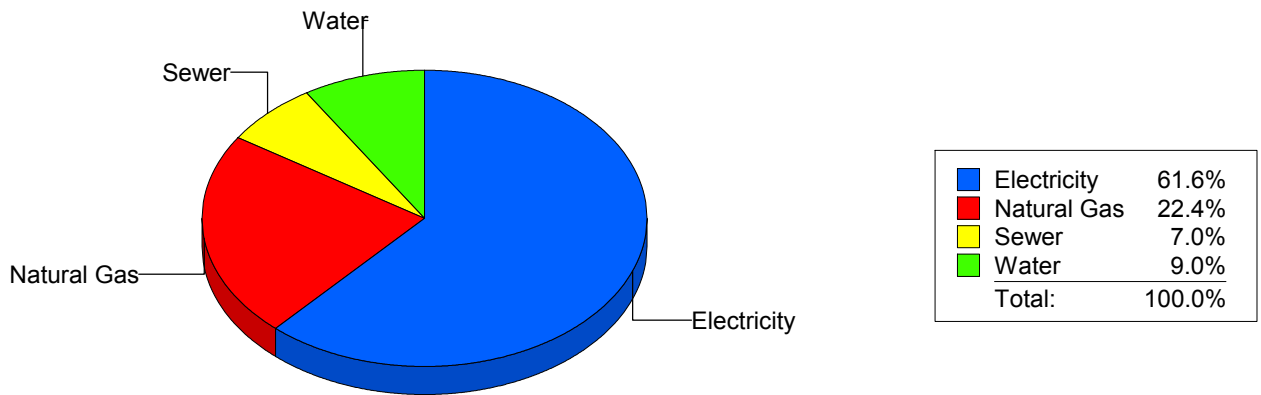
Cost Avoidance Program

**Cost Summary Graph**

Grouped by Energy Type

Energy Type	Use	Units	Meter Cost	Special Charges	Total Cost	Avg Unit Cost	% of Total Cost
<b>Site: HOUSTON INTERMEDIATE - HOUSTON INTERMEDIATE</b>							
Electricity	28,461	KWH	\$2,748.25	\$0.00	\$2,748.25	0.0966	61.63%
Natural Gas	600	CCF	\$1,000.09	\$0.00	\$1,000.09	1.6668	22.43%
Water	112	CCF	\$400.57	\$0.00	\$400.57	3.5765	8.98%
Sewer	72	CCF	\$310.58	\$0.00	\$310.58	4.3136	6.96%
<b>Total Cost:</b>			<b>\$4,459.49</b>	<b>\$0.00</b>	<b>\$4,459.49</b>		

For HOUSTON INTERMEDIATE



*Filters: Cost Center Name Not Equal To DoNotReport; Billing Period Equal To 201212All Meter CodesAll Group Names*

**elpaso**

Energy CAP

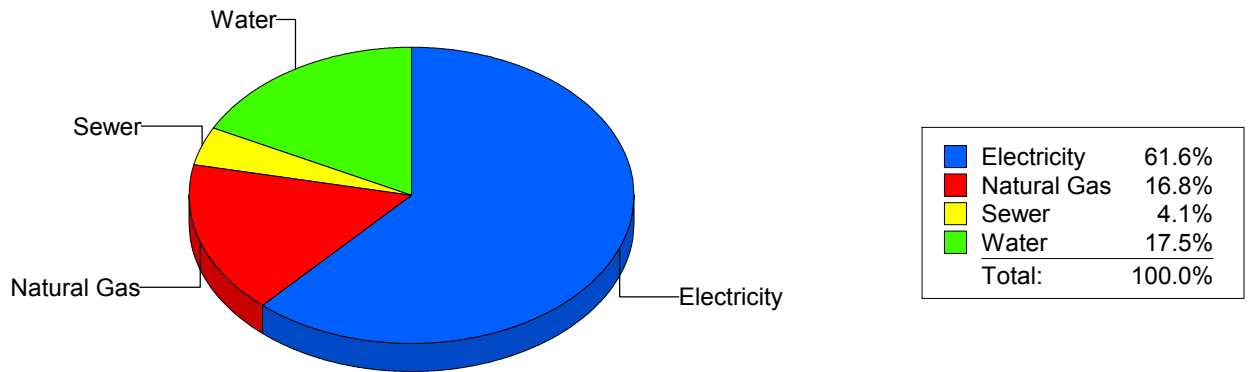
Cost Avoidance Program

**Cost Summary Graph**

Grouped by Energy Type

Energy Type	Use	Units	Meter Cost	Special Charges	Total Cost	Avg Unit Cost	% of Total Cost
<b>Site: MOYE - HR MOYE</b>							
Electricity	51,720	KWH	\$5,135.50	\$0.00	\$5,135.50	0.0993	61.59%
Natural Gas	2,482	CCF	\$1,400.13	\$0.00	\$1,400.13	0.5641	16.79%
Water	379	CCF	\$1,457.89	\$0.00	\$1,457.89	3.8467	17.49%
Sewer	96	CCF	\$344.07	\$0.00	\$344.07	3.5841	4.13%
<b>Total Cost:</b>			<b>\$8,337.59</b>	<b>\$0.00</b>	<b>\$8,337.59</b>		

For HR MOYE



*Filters: Cost Center Name Not Equal To DoNotReport; Billing Period Equal To 201212All Meter CodesAll Group Names*

**elpaso**

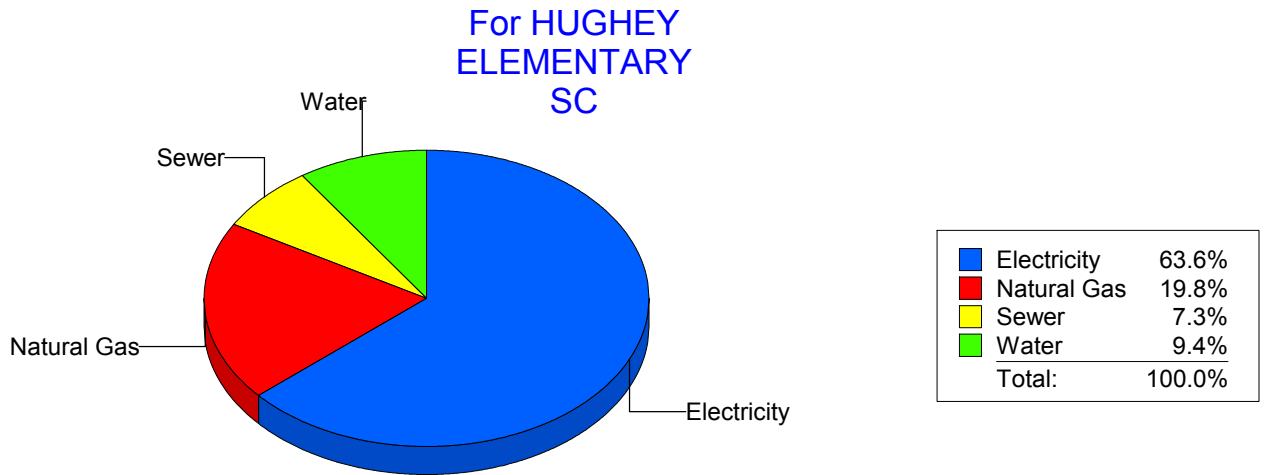
Energy CAP

Cost Avoidance Program

**Cost Summary Graph**

Grouped by Energy Type

Energy Type	Use	Units	Meter Cost	Special Charges	Total Cost	Avg Unit Cost	% of Total Cost
<b>Site: HUGHEY ELEMENTARY SC - HUGHEY ELEMENTARY SC</b>							
Electricity	28,715	KWH	\$3,246.53	\$0.00	\$3,246.53	0.1131	63.55%
Natural Gas	1,710	CCF	\$1,011.06	\$0.00	\$1,011.06	0.5913	19.79%
Water	98	CCF	\$478.72	\$0.00	\$478.72	4.8849	9.37%
Sewer	201	CCF	\$372.14	\$0.00	\$372.14	1.8514	7.28%
<b>Total Cost:</b>			<b>\$5,108.45</b>	<b>\$0.00</b>	<b>\$5,108.45</b>		



*Filters: Cost Center Name Not Equal To DoNotReport; Billing Period Equal To 201212All Meter CodesAll Group Names*

**elpaso**

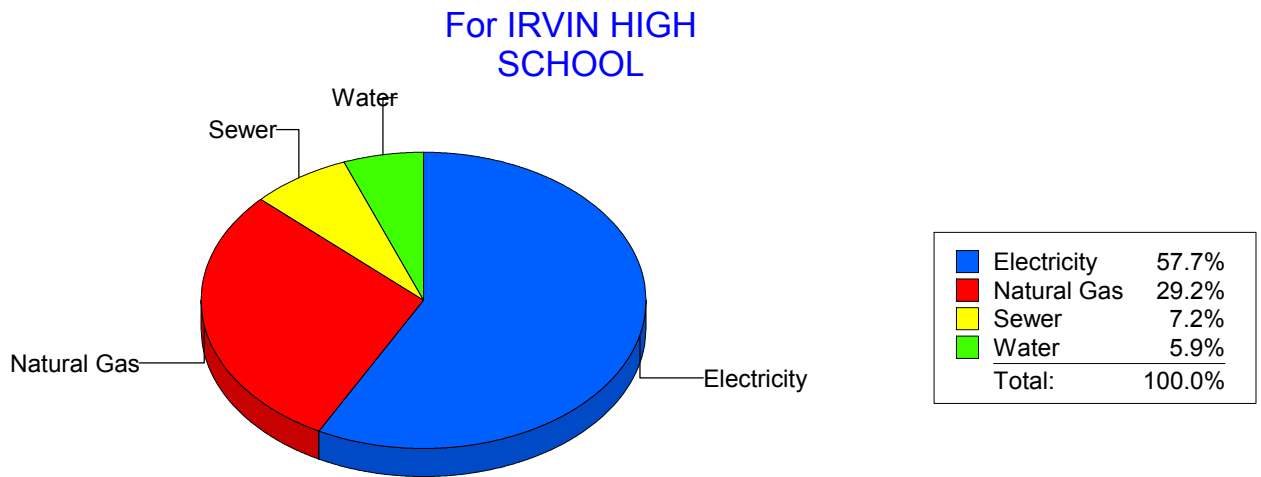
Energy CAP

Cost Avoidance Program

**Cost Summary Graph**

Grouped by Energy Type

Energy Type	Use	Units	Meter Cost	Special Charges	Total Cost	Avg Unit Cost	% of Total Cost
<b>Site: IRVIN HIGH SCHOOL - IRVIN HIGH SCHOOL</b>							
Electricity	96,517	KWH	\$9,166.12	\$0.00	\$9,166.12	0.0950	57.73%
Natural Gas	8,421	CCF	\$4,640.19	\$0.00	\$4,640.19	0.5510	29.22%
Water	541	CCF	\$935.03	\$0.00	\$935.03	1.7283	5.89%
Sewer	760	CCF	\$1,137.34	\$0.00	\$1,137.34	1.4965	7.16%
<b>Total Cost:</b>			<b>\$15,878.68</b>	<b>\$0.00</b>	<b>\$15,878.68</b>		



*Filters: Cost Center Name Not Equal To DoNotReport; Billing Period Equal To 201212All Meter CodesAll Group Names*



**el Paso**

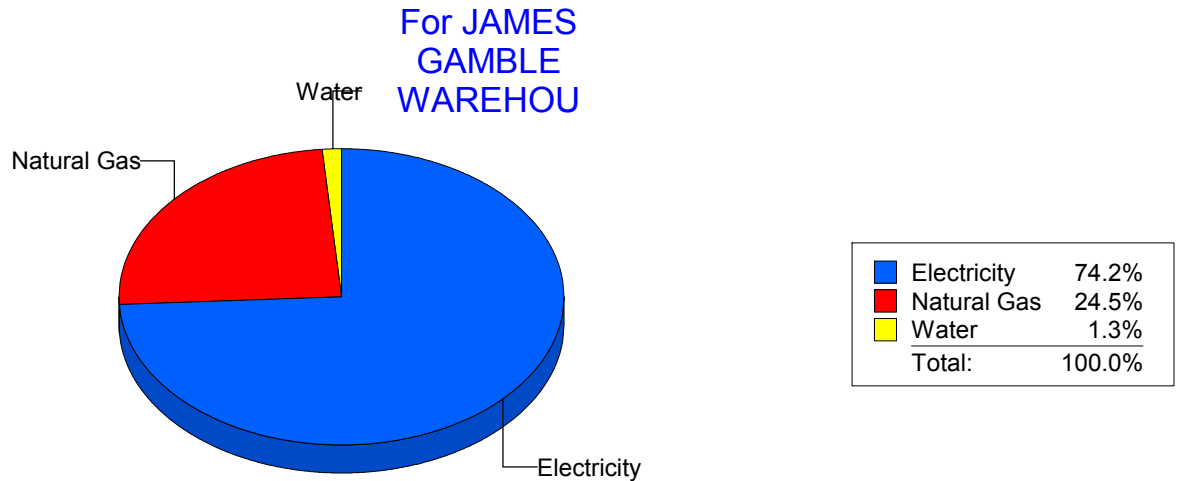
Energy CAP

Cost Avoidance Program

**Cost Summary Graph**

Grouped by Energy Type

Energy Type	Use	Units	Meter Cost	Special Charges	Total Cost	Avg Unit Cost	% of Total Cost
<b>Site: JAMES GAMBLE WAREHOU - JAMES GAMBLE WAREHOU</b>							
Electricity	25,300	KWH	\$2,159.72	\$0.00	\$2,159.72	0.0854	74.21%
Natural Gas	1,228	CCF	\$712.92	\$0.00	\$712.92	0.5806	24.50%
Water	0	CCF	\$37.45	\$0.00	\$37.45	0.0000	1.29%
<b>Total Cost:</b>			<b>\$2,910.09</b>	<b>\$0.00</b>	<b>\$2,910.09</b>		



*Filters: Cost Center Name Not Equal To DoNotReport; Billing Period Equal To 201212All Meter CodesAll Group Names*

**elpaso**

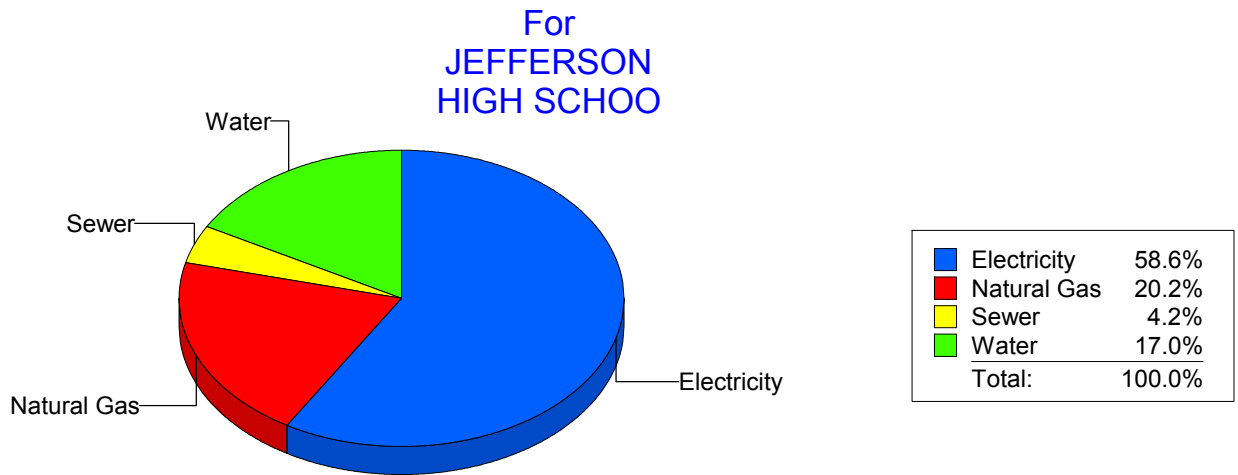
Energy CAP

Cost Avoidance Program

**Cost Summary Graph**

Grouped by Energy Type

Energy Type	Use	Units	Meter Cost	Special Charges	Total Cost	Avg Unit Cost	% of Total Cost
<b>Site: JEFFERSON HIGH SCHOOL - JEFFERSON HIGH SCHOOL</b>							
Electricity	96,730	KWH	\$8,889.20	\$0.00	\$8,889.20	0.0919	58.64%
Natural Gas	5,038	CCF	\$3,060.38	\$0.00	\$3,060.38	0.6075	20.19%
Water	1,009	CCF	\$2,572.30	\$0.00	\$2,572.30	2.5494	16.97%
Sewer	215	CCF	\$636.55	\$0.00	\$636.55	2.9607	4.20%
<b>Total Cost:</b>			<b>\$15,158.43</b>	<b>\$0.00</b>	<b>\$15,158.43</b>		



*Filters: Cost Center Name Not Equal To DoNotReport; Billing Period Equal To 201212All Meter CodesAll Group Names*

**elpaso**

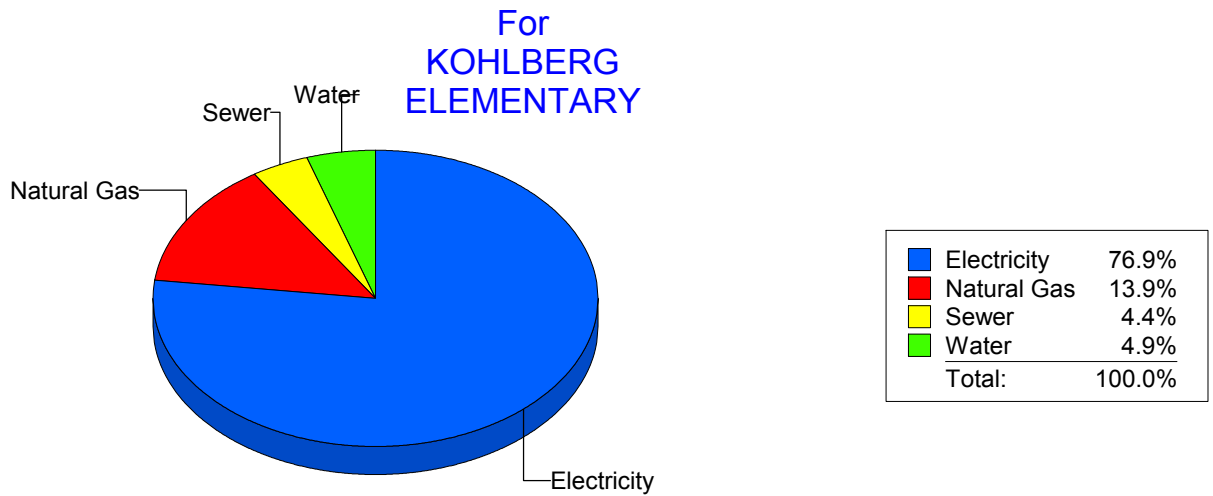
Energy CAP

Cost Avoidance Program

**Cost Summary Graph**

Grouped by Energy Type

Energy Type	Use	Units	Meter Cost	Special Charges	Total Cost	Avg Unit Cost	% of Total Cost
<b>Site: KOHLBERG ELEMENTARY - KOHLBERG ELEMENTARY</b>							
Electricity	52,320	KWH	\$6,227.31	\$0.00	\$6,227.31	0.1190	76.89%
Natural Gas	1,915	CCF	\$1,121.87	\$0.00	\$1,121.87	0.5858	13.85%
Water	50	CCF	\$397.56	\$0.00	\$397.56	7.9512	4.91%
Sewer	128	CCF	\$352.52	\$0.00	\$352.52	2.7541	4.35%
<b>Total Cost:</b>			<b>\$8,099.26</b>	<b>\$0.00</b>	<b>\$8,099.26</b>		



*Filters: Cost Center Name Not Equal To DoNotReport; Billing Period Equal To 201212All Meter CodesAll Group Names*

**elpaso**

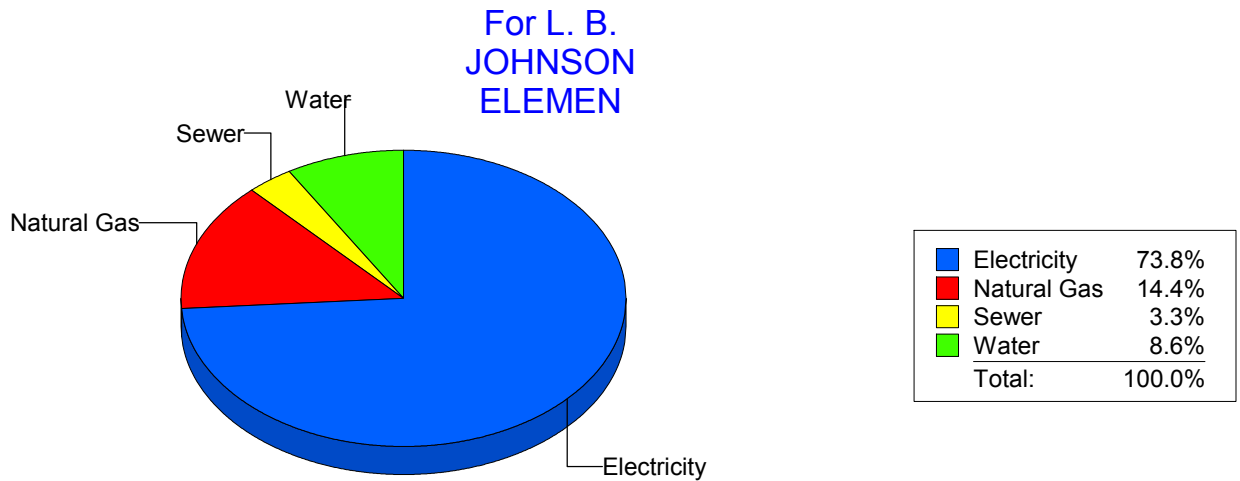
Energy CAP

Cost Avoidance Program

**Cost Summary Graph**

Grouped by Energy Type

Energy Type	Use	Units	Meter Cost	Special Charges	Total Cost	Avg Unit Cost	% of Total Cost
<b>Site: L. B. JOHNSON ELEMEN - L. B. JOHNSON ELEMEN</b>							
Electricity	47,250	KWH	\$5,606.79	\$0.00	\$5,606.79	0.1187	73.78%
Natural Gas	1,860	CCF	\$1,094.18	\$0.00	\$1,094.18	0.5883	14.40%
Water	247	CCF	\$650.97	\$0.00	\$650.97	2.6355	8.57%
Sewer	81	CCF	\$247.85	\$0.00	\$247.85	3.0599	3.26%
<b>Total Cost:</b>			<b>\$7,599.79</b>	<b>\$0.00</b>	<b>\$7,599.79</b>		



*Filters: Cost Center Name Not Equal To DoNotReport; Billing Period Equal To 201212All Meter CodesAll Group Names*

**elpaso**

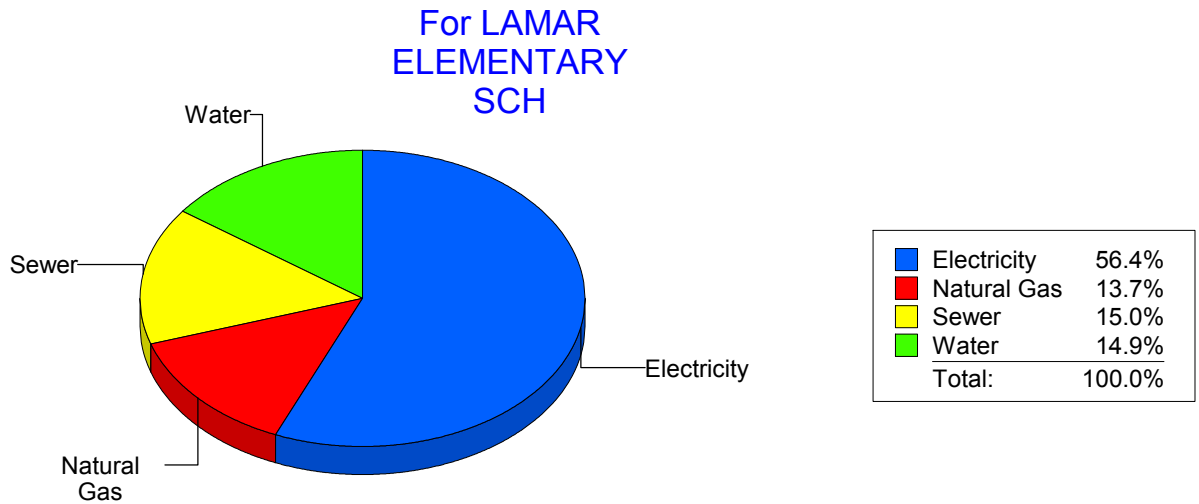
Energy CAP

Cost Avoidance Program

**Cost Summary Graph**

Grouped by Energy Type

Energy Type	Use	Units	Meter Cost	Special Charges	Total Cost	Avg Unit Cost	% of Total Cost
<b>Site: LAMAR ELEMENTARY SCH - LAMAR ELEMENTARY SCH</b>							
Electricity	27,300	KWH	\$2,746.23	\$0.00	\$2,746.23	0.1006	56.42%
Natural Gas	1,004	CCF	\$667.34	\$0.00	\$667.34	0.6647	13.71%
Water	270	CCF	\$724.69	\$0.00	\$724.69	2.6840	14.89%
Sewer	291	CCF	\$728.80	\$0.00	\$728.80	2.5045	14.97%
<b>Total Cost:</b>			<b>\$4,867.06</b>	<b>\$0.00</b>	<b>\$4,867.06</b>		



*Filters: Cost Center Name Not Equal To DoNotReport; Billing Period Equal To 201212All Meter CodesAll Group Names*

**el Paso**

Energy CAP

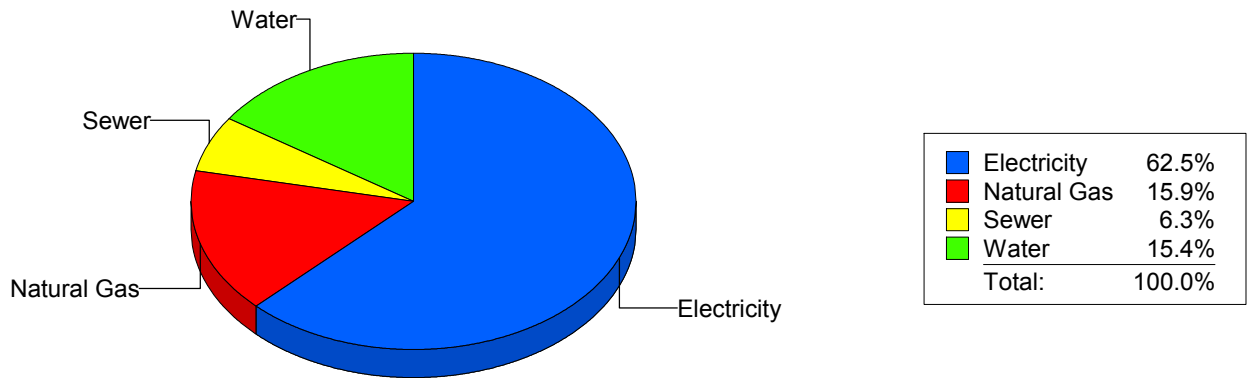
Cost Avoidance Program

**Cost Summary Graph**

Grouped by Energy Type

Energy Type	Use	Units	Meter Cost	Special Charges	Total Cost	Avg Unit Cost	% of Total Cost
<b>Site: LEE ELEMENTARY - LEE ELEMENTARY</b>							
Electricity	31,720	KWH	\$3,995.47	\$0.00	\$3,995.47	0.1260	62.45%
Natural Gas	1,778	CCF	\$1,014.44	\$0.00	\$1,014.44	0.5706	15.86%
Water	239	CCF	\$987.19	\$0.00	\$987.19	4.1305	15.43%
Sewer	100	CCF	\$400.27	\$0.00	\$400.27	4.0027	6.26%
<b>Total Cost:</b>			<b>\$6,397.37</b>	<b>\$0.00</b>	<b>\$6,397.37</b>		

For LEE ELEMENTARY



*Filters: Cost Center Name Not Equal To DoNotReport; Billing Period Equal To 201212All Meter CodesAll Group Names*

**elpaso**

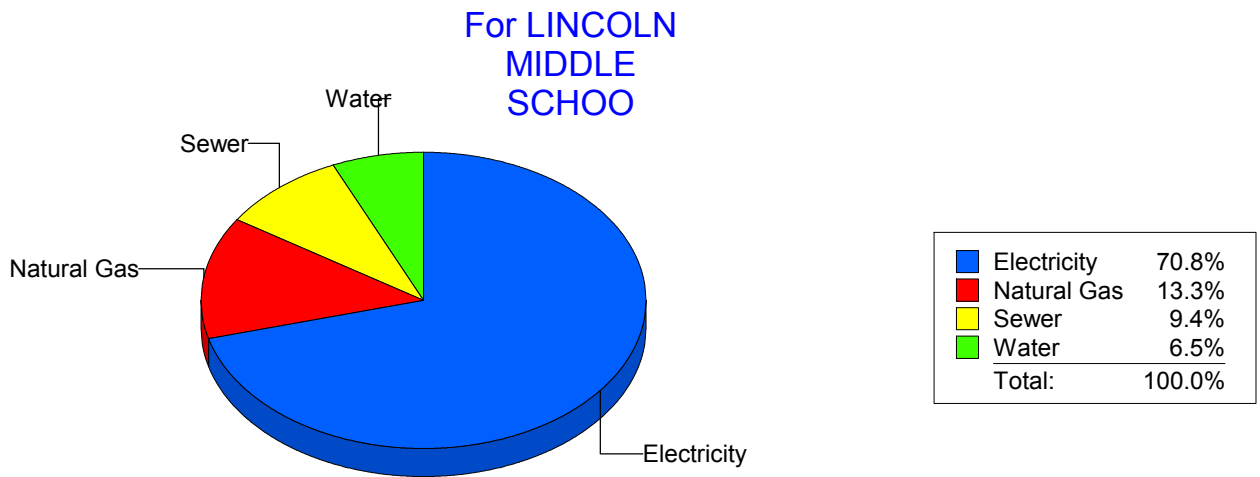
Energy CAP

Cost Avoidance Program

**Cost Summary Graph**

Grouped by Energy Type

Energy Type	Use	Units	Meter Cost	Special Charges	Total Cost	Avg Unit Cost	% of Total Cost
<b>Site: LINCOLN MIDDLE SCHOO - LINCOLN MIDDLE SCHOO</b>							
Electricity	83,300	KWH	\$10,599.35	\$0.00	\$10,599.35	0.1272	70.82%
Natural Gas	3,565	CCF	\$1,987.67	\$0.00	\$1,987.67	0.5576	13.28%
Water	570	CCF	\$978.24	\$0.00	\$978.24	1.7162	6.54%
Sewer	962	CCF	\$1,401.96	\$0.00	\$1,401.96	1.4573	9.37%
<b>Total Cost:</b>			<b>\$14,967.22</b>	<b>\$0.00</b>	<b>\$14,967.22</b>		



*Filters: Cost Center Name Not Equal To DoNotReport; Billing Period Equal To 201212All Meter CodesAll Group Names*

**el paso**

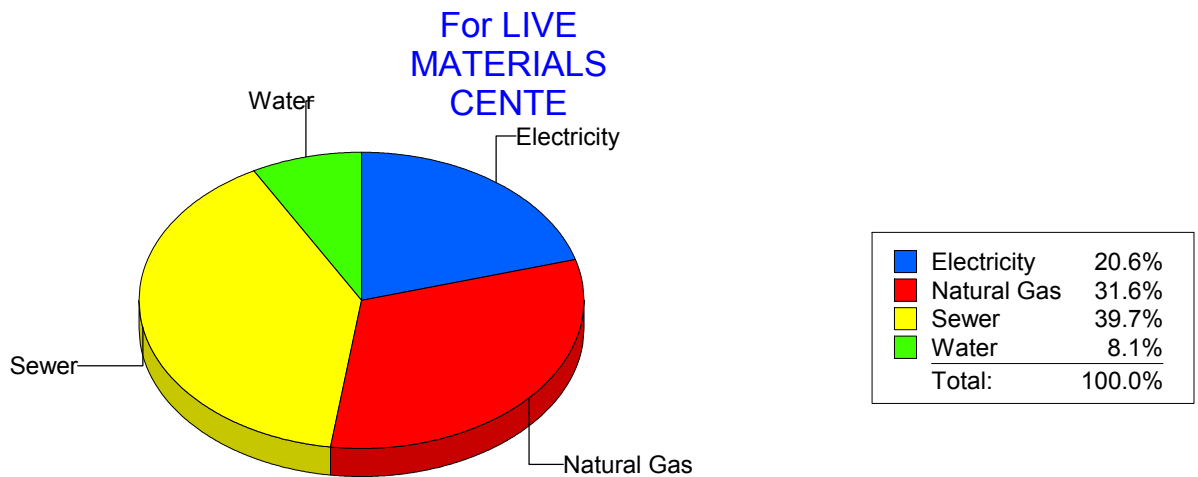
Energy CAP

Cost Avoidance Program

**Cost Summary Graph**

Grouped by Energy Type

Energy Type	Use	Units	Meter Cost	Special Charges	Total Cost	Avg Unit Cost	% of Total Cost
<b>Site: LIVE MATERIALS CENTE - LIVE MATERIALS CENTE</b>							
Electricity		292 KWH	\$64.00	\$0.00	\$64.00	0.2192	20.64%
Natural Gas		32 CCF	\$98.09	\$0.00	\$98.09	3.0653	31.63%
Water		2 CCF	\$25.02	\$0.00	\$25.02	12.5100	8.07%
Sewer		78 CCF	\$123.00	\$0.00	\$123.00	1.5769	39.66%
<b>Total Cost:</b>			<b>\$310.11</b>	<b>\$0.00</b>	<b>\$310.11</b>		



*Filters: Cost Center Name Not Equal To DoNotReport; Billing Period Equal To 201212All Meter CodesAll Group Names*



**elpaso**

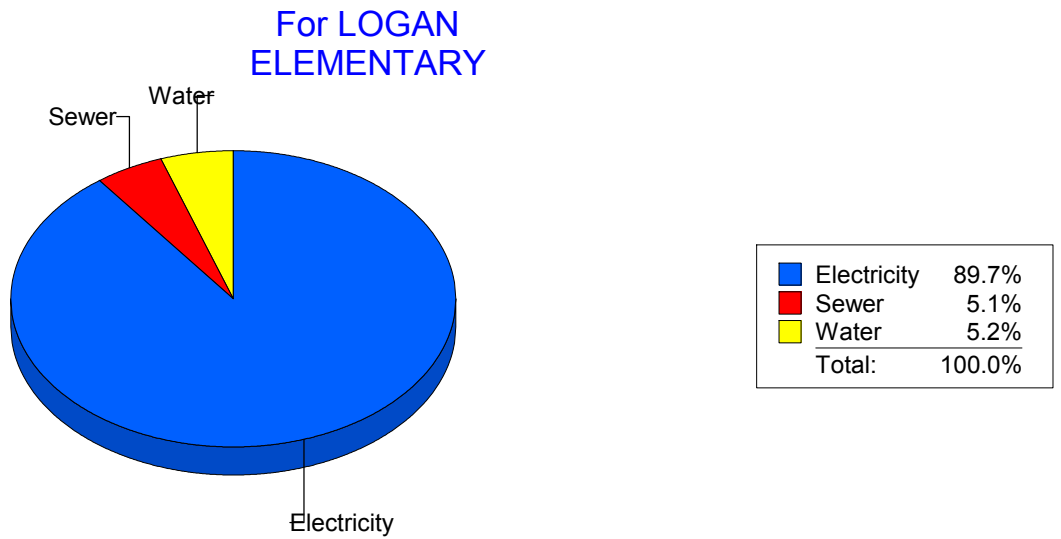
Energy CAP

Cost Avoidance Program

**Cost Summary Graph**

Grouped by Energy Type

Energy Type	Use	Units	Meter Cost	Special Charges	Total Cost	Avg Unit Cost	% of Total Cost
<b>Site: LOGAN ELEMENTARY - LOGAN ELEMENTARY</b>							
Electricity		24,320 KWH	\$3,088.98	\$0.00	\$3,088.98	0.1270	89.73%
Water		77 CCF	\$179.24	\$0.00	\$179.24	2.3278	5.21%
Sewer		84 CCF	\$174.15	\$0.00	\$174.15	2.0732	5.06%
<b>Total Cost:</b>			<b>\$3,442.37</b>	<b>\$0.00</b>	<b>\$3,442.37</b>		



*Filters: Cost Center Name Not Equal To DoNotReport; Billing Period Equal To 201212All Meter CodesAll Group Names*

**elpaso**

Energy CAP

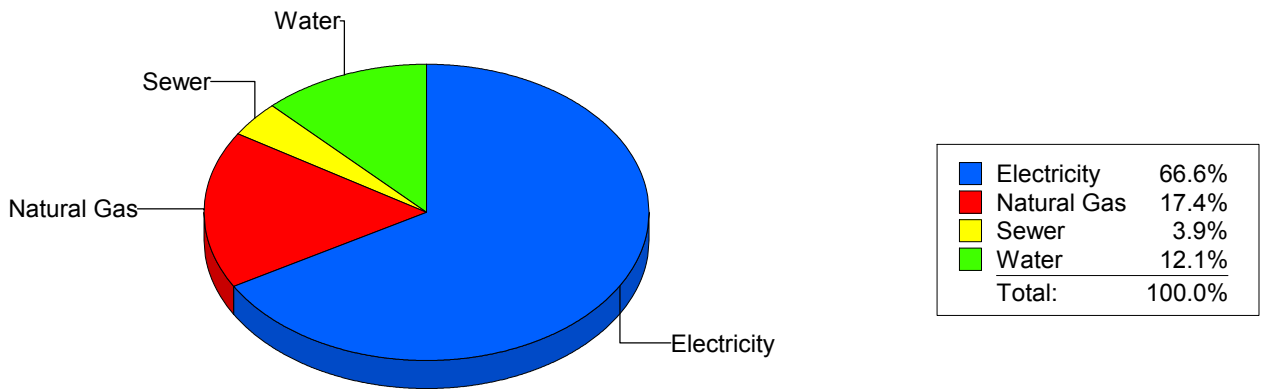
Cost Avoidance Program

**Cost Summary Graph**

Grouped by Energy Type

Energy Type	Use	Units	Meter Cost	Special Charges	Total Cost	Avg Unit Cost	% of Total Cost
<b>Site: LUNDY - LUNDY</b>							
Electricity	58,800	KWH	\$5,276.26	\$0.00	\$5,276.26	0.0897	66.56%
Natural Gas	2,385	CCF	\$1,380.40	\$0.00	\$1,380.40	0.5788	17.41%
Water	255	CCF	\$958.58	\$0.00	\$958.58	3.7591	12.09%
Sewer	71	CCF	\$311.32	\$0.00	\$311.32	4.3848	3.93%
<b>Total Cost:</b>			<b>\$7,926.56</b>	<b>\$0.00</b>	<b>\$7,926.56</b>		

For LUNDY



*Filters: Cost Center Name Not Equal To DoNotReport; Billing Period Equal To 201212All Meter CodesAll Group Names*

**el paso**

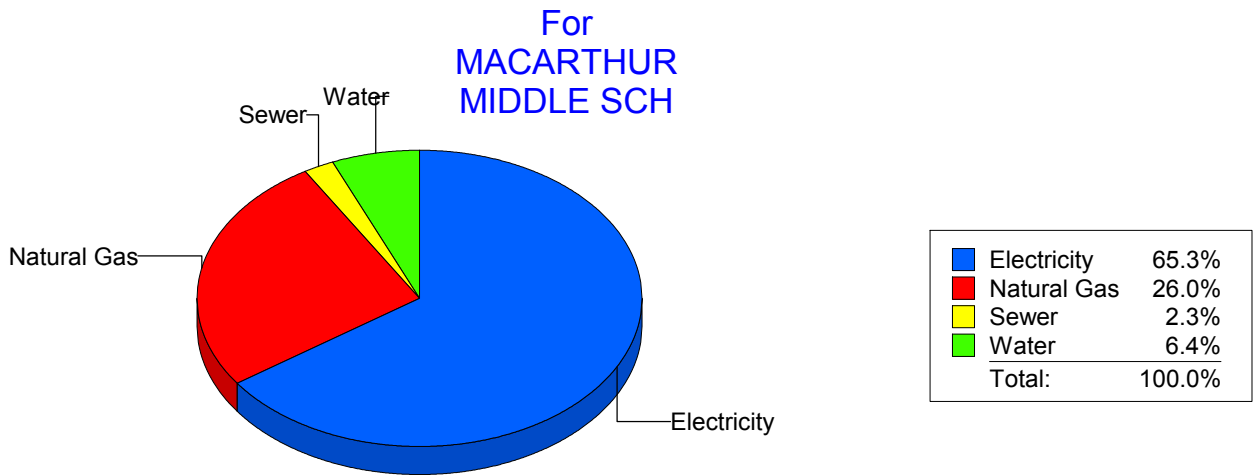
Energy CAP

Cost Avoidance Program

**Cost Summary Graph**

Grouped by Energy Type

Energy Type	Use	Units	Meter Cost	Special Charges	Total Cost	Avg Unit Cost	% of Total Cost
<b>Site: MACARTHUR MIDDLE SCH - MACARTHUR MIDDLE SCH</b>							
Electricity	74,040	KWH	\$8,002.37	\$0.00	\$8,002.37	0.1081	65.29%
Natural Gas	5,798	CCF	\$3,188.23	\$0.00	\$3,188.23	0.5499	26.01%
Water	243	CCF	\$778.63	\$0.00	\$778.63	3.2042	6.35%
Sewer	111	CCF	\$287.15	\$0.00	\$287.15	2.5869	2.34%
<b>Total Cost:</b>			<b>\$12,256.38</b>	<b>\$0.00</b>	<b>\$12,256.38</b>		



*Filters: Cost Center Name Not Equal To DoNotReport; Billing Period Equal To 201212All Meter CodesAll Group Names*

**elpaso**

Energy CAP

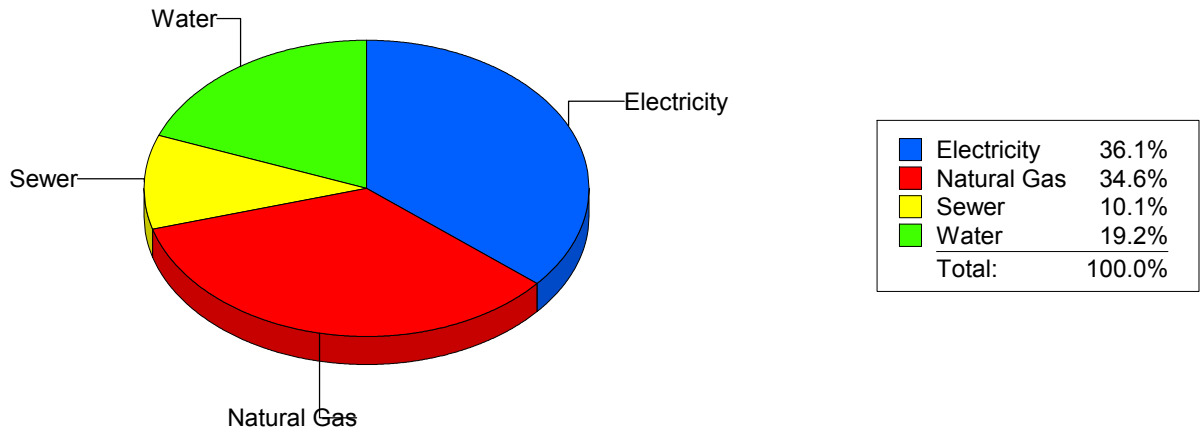
Cost Avoidance Program

**Cost Summary Graph**

Grouped by Energy Type

Energy Type	Use	Units	Meter Cost	Special Charges	Total Cost	Avg Unit Cost	% of Total Cost
<b>Site: MAGOFFIN MIDDLE SCHO - MAGOFFIN MIDDLE SCHO</b>							
Electricity	13,678	KWH	\$1,671.98	\$0.00	\$1,671.98	0.1222	36.10%
Natural Gas	2,850	CCF	\$1,601.68	\$0.00	\$1,601.68	0.5620	34.58%
Water	306	CCF	\$889.38	\$0.00	\$889.38	2.9065	19.20%
Sewer	191	CCF	\$468.52	\$0.00	\$468.52	2.4530	10.12%
<b>Total Cost:</b>			<b>\$4,631.56</b>	<b>\$0.00</b>	<b>\$4,631.56</b>		

For MAGOFFIN MIDDLE SCHO



*Filters: Cost Center Name Not Equal To DoNotReport; Billing Period Equal To 201212All Meter CodesAll Group Names*

**elpaso**

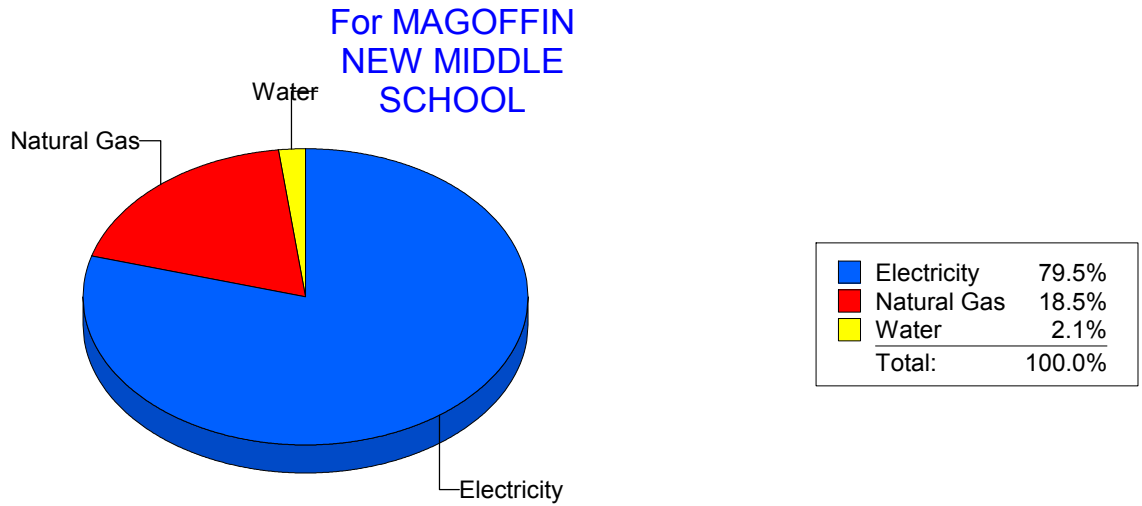
Energy CAP

Cost Avoidance Program

**Cost Summary Graph**

Grouped by Energy Type

Energy Type	Use	Units	Meter Cost	Special Charges	Total Cost	Avg Unit Cost	% of Total Cost
<b>Site: MAGOFFINMIDDLESCHOOLN047 - MAGOFFIN NEW MIDDLE SCHOOL</b>							
Electricity	95,200	KWH	\$8,523.96	\$0.00	\$8,523.96	0.0895	79.46%
Natural Gas	3,554	CCF	\$1,981.77	\$0.00	\$1,981.77	0.5576	18.47%
Water	0	CCF	\$221.77	\$0.00	\$221.77	0.0000	2.07%
<b>Total Cost:</b>			<b>\$10,727.50</b>	<b>\$0.00</b>	<b>\$10,727.50</b>		



*Filters: Cost Center Name Not Equal To DoNotReport; Billing Period Equal To 201212All Meter CodesAll Group Names*

**elpaso**

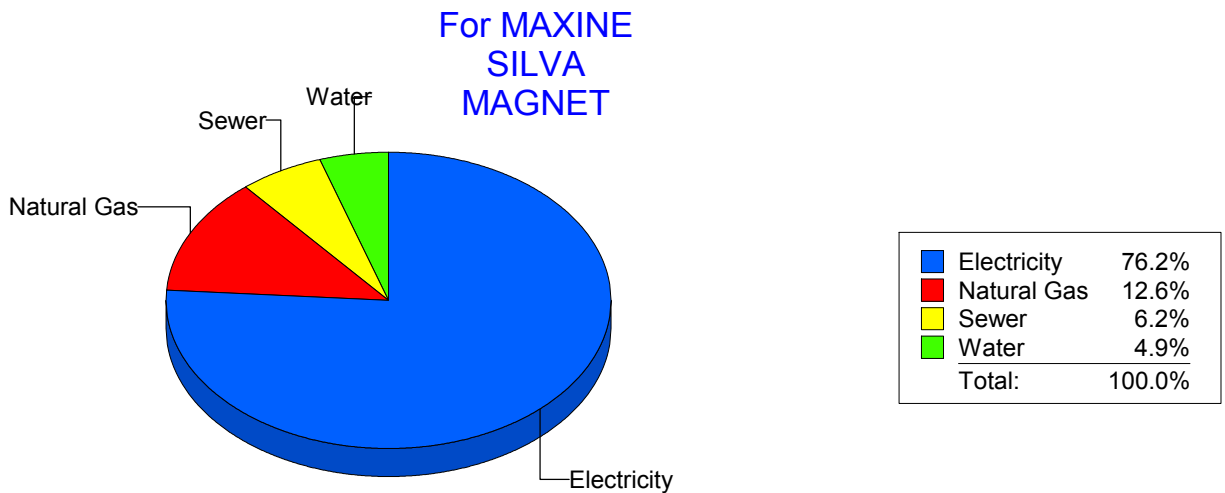
Energy CAP

Cost Avoidance Program

**Cost Summary Graph**

Grouped by Energy Type

Energy Type	Use	Units	Meter Cost	Special Charges	Total Cost	Avg Unit Cost	% of Total Cost
<b>Site: MAXINE SILVA MAGNET - MAXINE SILVA MAGNET</b>							
Electricity	43,500	KWH	\$4,697.00	\$0.00	\$4,697.00	0.1080	76.18%
Natural Gas	1,349	CCF	\$779.44	\$0.00	\$779.44	0.5778	12.64%
Water	103	CCF	\$304.89	\$0.00	\$304.89	2.9601	4.95%
Sewer	185	CCF	\$384.09	\$0.00	\$384.09	2.0762	6.23%
<b>Total Cost:</b>			<b>\$6,165.42</b>	<b>\$0.00</b>	<b>\$6,165.42</b>		



*Filters: Cost Center Name Not Equal To DoNotReport; Billing Period Equal To 201212All Meter CodesAll Group Names*

**elpaso**

Energy CAP

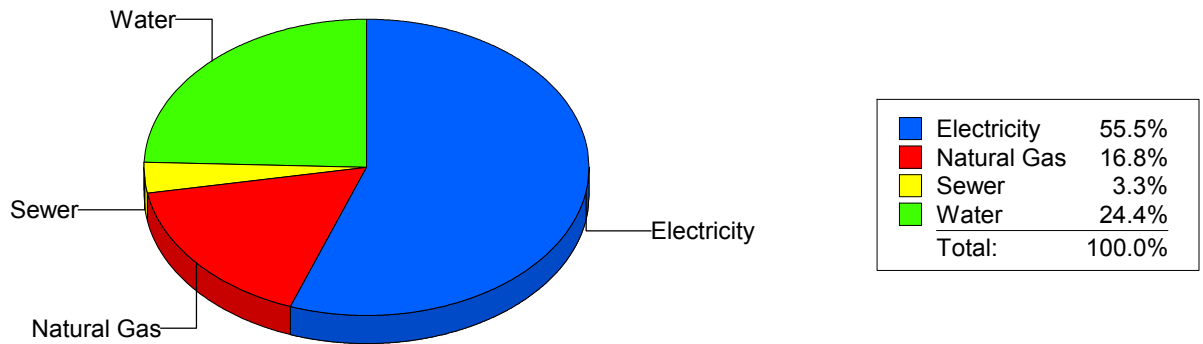
Cost Avoidance Program

**Cost Summary Graph**

Grouped by Energy Type

Energy Type	Use	Units	Meter Cost	Special Charges	Total Cost	Avg Unit Cost	% of Total Cost
<b>Site: MESITA ELEMENTARY - MESITA ELEMENTARY</b>							
Electricity	59,400	KWH	\$6,207.22	\$0.00	\$6,207.22	0.1045	55.47%
Natural Gas	3,280	CCF	\$1,876.27	\$0.00	\$1,876.27	0.5720	16.77%
Water	675	CCF	\$2,734.47	\$0.00	\$2,734.47	4.0511	24.44%
Sewer	117	CCF	\$371.58	\$0.00	\$371.58	3.1759	3.32%
<b>Total Cost:</b>			<b>\$11,189.54</b>	<b>\$0.00</b>	<b>\$11,189.54</b>		

For MESITA ELEMENTARY



*Filters: Cost Center Name Not Equal To DoNotReport; Billing Period Equal To 201212All Meter CodesAll Group Names*

**elpaso**

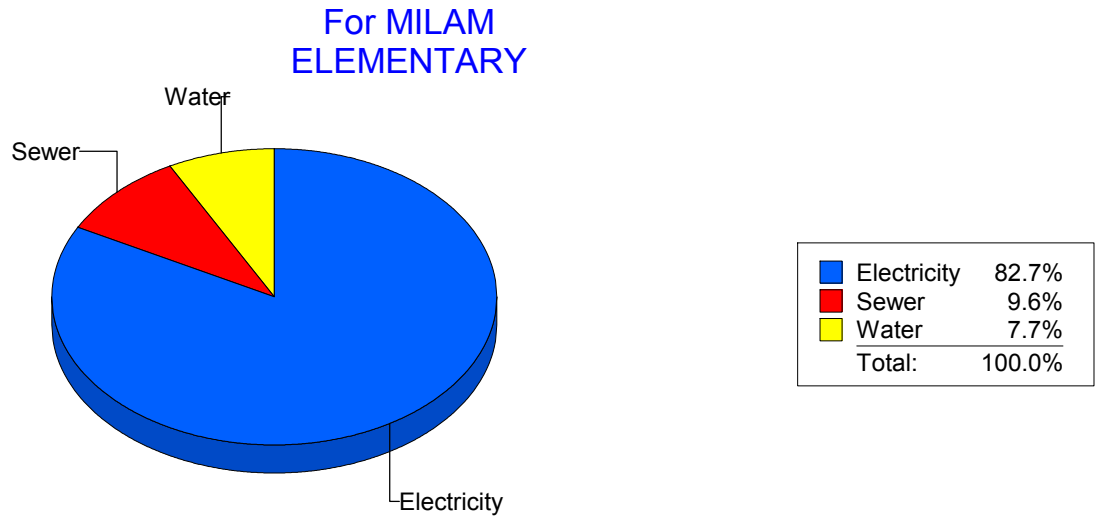
Energy CAP

Cost Avoidance Program

**Cost Summary Graph**

Grouped by Energy Type

Energy Type	Use	Units	Meter Cost	Special Charges	Total Cost	Avg Unit Cost	% of Total Cost
<b>Site: MILAM ELEMENTARY - MILAM ELEMENTARY</b>							
Electricity	21,120	KWH	\$2,261.15	\$0.00	\$2,261.15	0.1071	82.70%
Water	55	CCF	\$210.89	\$0.00	\$210.89	3.8344	7.71%
Sewer	92	CCF	\$262.26	\$0.00	\$262.26	2.8507	9.59%
<b>Total Cost:</b>			<b>\$2,734.30</b>	<b>\$0.00</b>	<b>\$2,734.30</b>		



*Filters: Cost Center Name Not Equal To DoNotReport; Billing Period Equal To 201212All Meter CodesAll Group Names*



**elpaso**

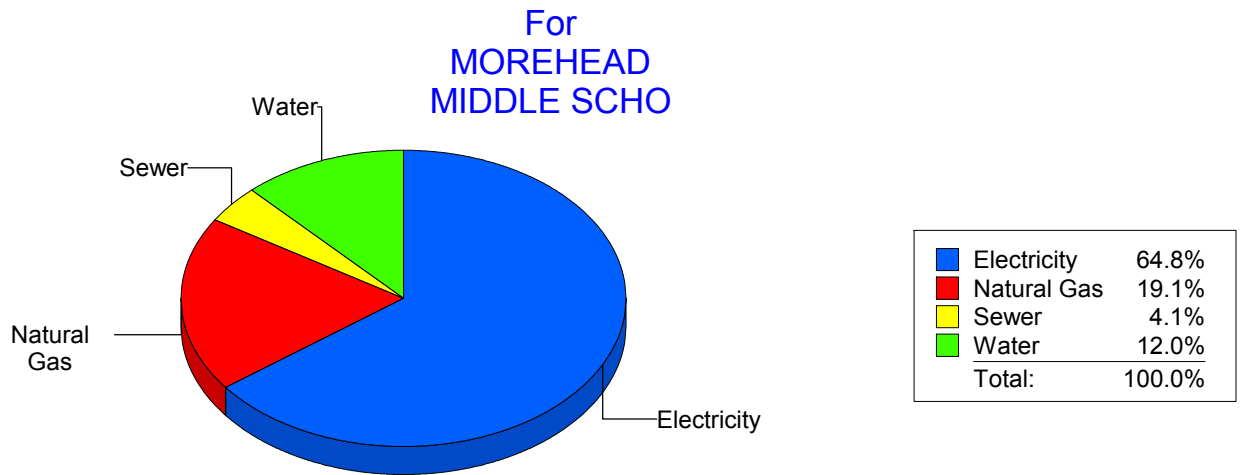
Energy CAP

Cost Avoidance Program

**Cost Summary Graph**

Grouped by Energy Type

Energy Type	Use	Units	Meter Cost	Special Charges	Total Cost	Avg Unit Cost	% of Total Cost
<b>Site: MOREHEAD MIDDLE SCHO - MOREHEAD MIDDLE SCHO</b>							
Electricity	67,733	KWH	\$7,184.15	\$0.00	\$7,184.15	0.1061	64.83%
Natural Gas	3,797	CCF	\$2,112.41	\$0.00	\$2,112.41	0.5563	19.06%
Water	947	CCF	\$1,334.02	\$0.00	\$1,334.02	1.4087	12.04%
Sewer	178	CCF	\$451.49	\$0.00	\$451.49	2.5365	4.07%
<b>Total Cost:</b>			<b>\$11,082.07</b>	<b>\$0.00</b>	<b>\$11,082.07</b>		



*Filters: Cost Center Name Not Equal To DoNotReport; Billing Period Equal To 201212All Meter CodesAll Group Names*

**el paso**

Energy CAP

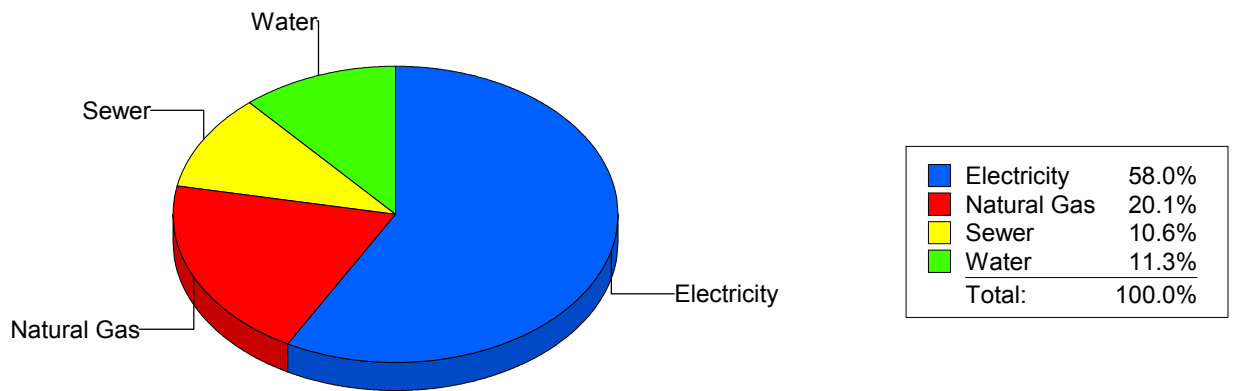
Cost Avoidance Program

**Cost Summary Graph**

Grouped by Energy Type

Energy Type	Use	Units	Meter Cost	Special Charges	Total Cost	Avg Unit Cost	% of Total Cost
<b>Site: NEWMAN ELEMENTARY - NEWMAN ELEMENTARY</b>							
Electricity	22,663	KWH	\$2,702.27	\$0.00	\$2,702.27	0.1192	58.00%
Natural Gas	1,517	CCF	\$938.61	\$0.00	\$938.61	0.6187	20.15%
Water	250	CCF	\$525.55	\$0.00	\$525.55	2.1022	11.28%
Sewer	288	CCF	\$492.35	\$0.00	\$492.35	1.7095	10.57%
<b>Total Cost:</b>			<b>\$4,658.78</b>	<b>\$0.00</b>	<b>\$4,658.78</b>		

For NEWMAN ELEMENTARY



*Filters: Cost Center Name Not Equal To DoNotReport; Billing Period Equal To 201212All Meter CodesAll Group Names*

**elpaso**

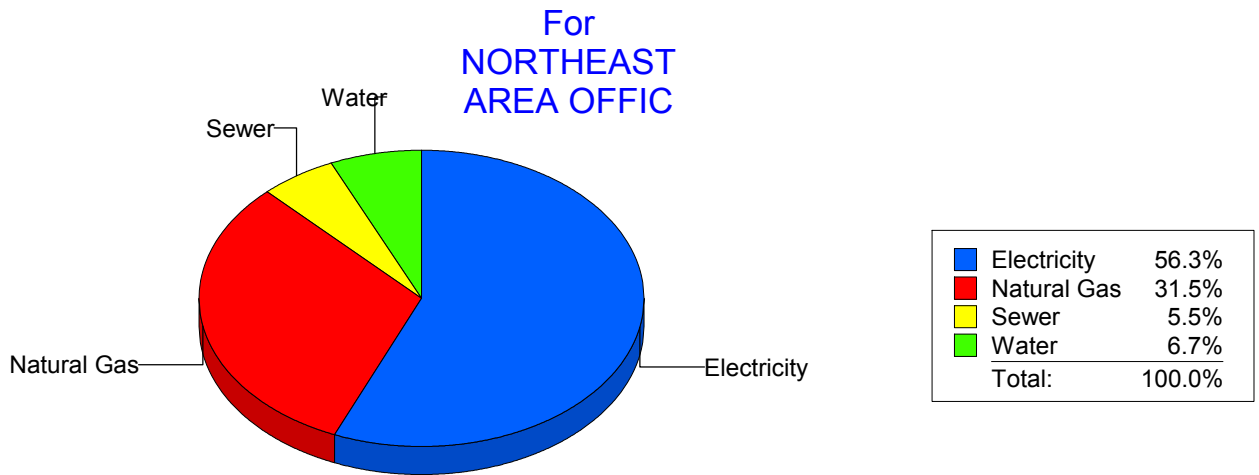
Energy CAP

Cost Avoidance Program

**Cost Summary Graph**

Grouped by Energy Type

Energy Type	Use	Units	Meter Cost	Special Charges	Total Cost	Avg Unit Cost	% of Total Cost
<b>Site: NORTHEAST AREA OFFIC - NORTHEAST AREA OFFIC</b>							
Electricity	5,040	KWH	\$492.53	\$0.00	\$492.53	0.0977	56.30%
Natural Gas	235	CCF	\$275.20	\$0.00	\$275.20	1.1711	31.46%
Water	10	CCF	\$58.98	\$0.00	\$58.98	5.8980	6.74%
Sewer	5	CCF	\$48.19	\$0.00	\$48.19	9.6380	5.51%
<b>Total Cost:</b>			<b>\$874.90</b>	<b>\$0.00</b>	<b>\$874.90</b>		



*Filters: Cost Center Name Not Equal To DoNotReport; Billing Period Equal To 201212All Meter CodesAll Group Names*

**el paso**


Energy CAP

Cost Avoidance Program

**Cost Summary Graph**

Grouped by Energy Type

Energy Type	Use	Units	Meter Cost	Special Charges	Total Cost	Avg Unit Cost	% of Total Cost
<b>Site: NORTHEAST AREA TRANS - NORTHEAST AREA TRANS</b>							
Electricity	5,824	KWH	\$545.24	\$0.00	\$545.24	0.0936	34.71%
Natural Gas	748	CCF	\$483.34	\$0.00	\$483.34	0.6462	30.77%
Water	44	CCF	\$264.85	\$0.00	\$264.85	6.0193	16.86%
Sewer	45	CCF	\$277.26	\$0.00	\$277.26	6.1613	17.65%
<b>Total Cost:</b>			<b>\$1,570.69</b>	<b>\$0.00</b>	<b>\$1,570.69</b>		



*Filters: Cost Center Name Not Equal To DoNotReport; Billing Period Equal To 201212All Meter CodesAll Group Names*

**el paso**

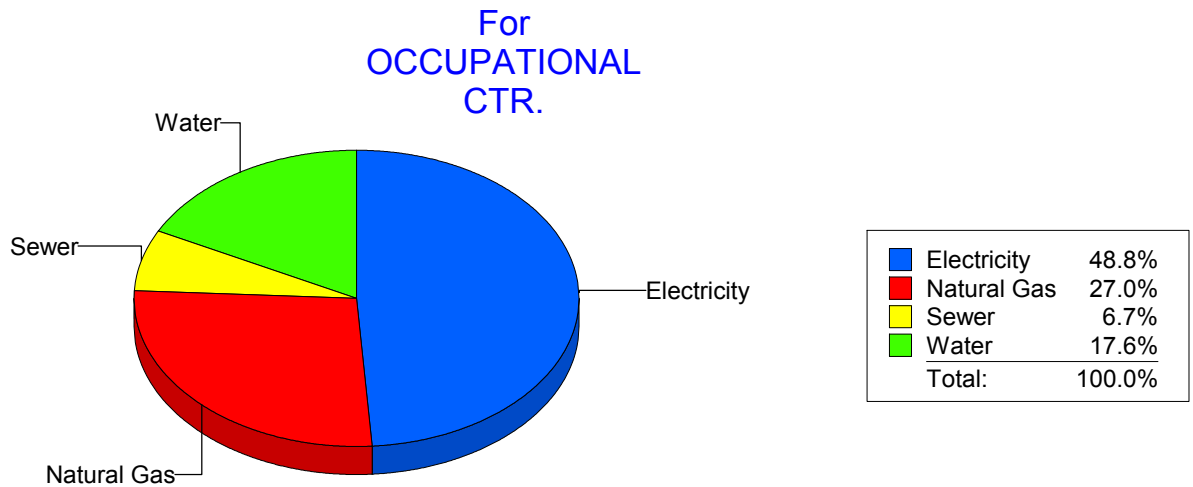
Energy CAP

Cost Avoidance Program

**Cost Summary Graph**

Grouped by Energy Type

Energy Type	Use	Units	Meter Cost	Special Charges	Total Cost	Avg Unit Cost	% of Total Cost
Site: OCCUPATIONAL CTR. - OCCUPATIONAL CTR.							
Electricity		4,200 KWH	\$418.40	\$0.00	\$418.40	0.0996	48.77%
Natural Gas		354 CCF	\$231.34	\$0.00	\$231.34	0.6535	26.96%
Water		21 CCF	\$150.71	\$0.00	\$150.71	7.1767	17.57%
Sewer		5 CCF	\$57.51	\$0.00	\$57.51	11.5020	6.70%
<b>Total Cost:</b>			<b>\$857.96</b>	<b>\$0.00</b>	<b>\$857.96</b>		



*Filters: Cost Center Name Not Equal To DoNotReport; Billing Period Equal To 201212All Meter CodesAll Group Names*

**el Paso**

Energy CAP

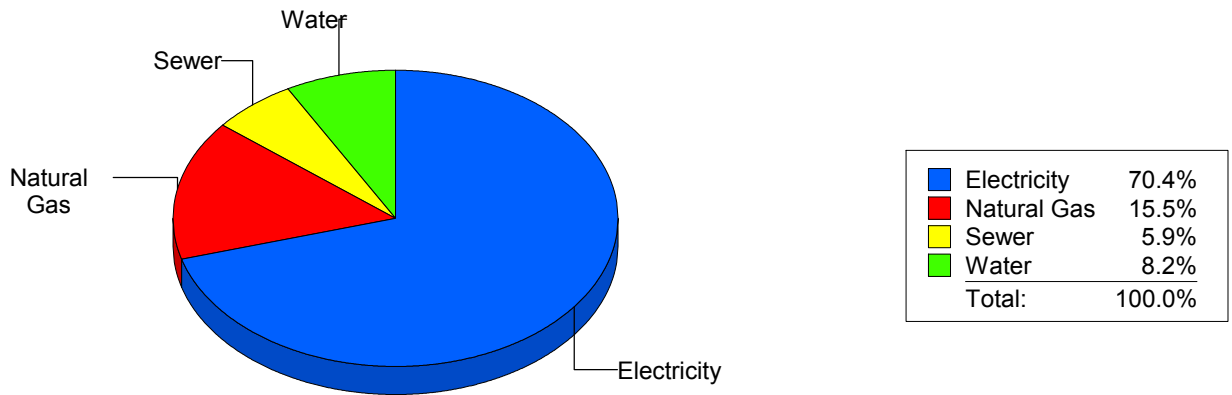
Cost Avoidance Program

**Cost Summary Graph**

Grouped by Energy Type

Energy Type	Use	Units	Meter Cost	Special Charges	Total Cost	Avg Unit Cost	% of Total Cost
<b>Site: PARK ELEMENTARY - PARK ELEMENTARY</b>							
Electricity	30,306	KWH	\$3,705.49	\$0.00	\$3,705.49	0.1223	70.42%
Natural Gas	1,350	CCF	\$816.33	\$0.00	\$816.33	0.6047	15.51%
Water	156	CCF	\$431.17	\$0.00	\$431.17	2.7639	8.19%
Sewer	99	CCF	\$308.87	\$0.00	\$308.87	3.1199	5.87%
<b>Total Cost:</b>			<b>\$5,261.86</b>	<b>\$0.00</b>	<b>\$5,261.86</b>		

For PARK ELEMENTARY



*Filters: Cost Center Name Not Equal To DoNotReport; Billing Period Equal To 201212All Meter CodesAll Group Names*

**elpaso**

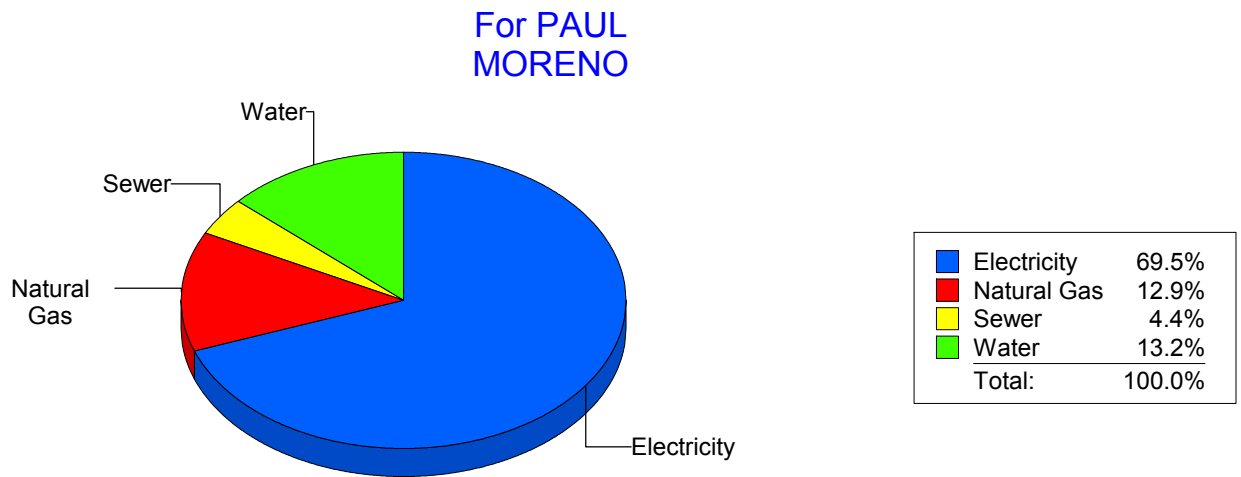
Energy CAP

Cost Avoidance Program

**Cost Summary Graph**

Grouped by Energy Type

Energy Type	Use	Units	Meter Cost	Special Charges	Total Cost	Avg Unit Cost	% of Total Cost
<b>Site: PAUL MORENO - PAUL MORENO</b>							
Electricity	43,200	KWH	\$5,353.51	\$0.00	\$5,353.51	0.1239	69.50%
Natural Gas	1,674	CCF	\$991.91	\$0.00	\$991.91	0.5925	12.88%
Water	281	CCF	\$1,019.60	\$0.00	\$1,019.60	3.6285	13.24%
Sewer	111	CCF	\$338.11	\$0.00	\$338.11	3.0460	4.39%
<b>Total Cost:</b>			<b>\$7,703.13</b>	<b>\$0.00</b>	<b>\$7,703.13</b>		



*Filters: Cost Center Name Not Equal To DoNotReport; Billing Period Equal To 201212All Meter CodesAll Group Names*

**elpaso**

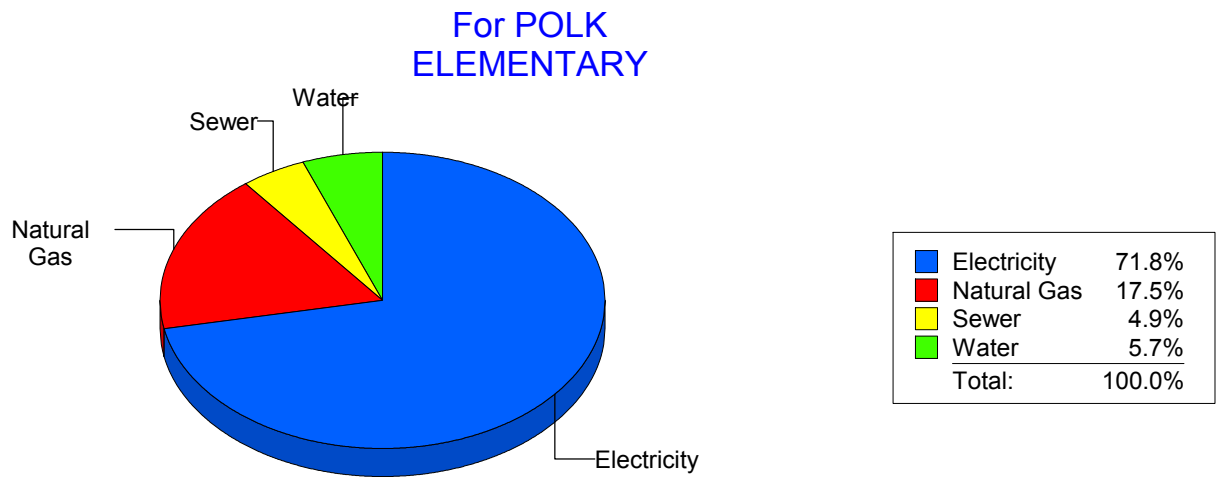
Energy CAP

Cost Avoidance Program

**Cost Summary Graph**

Grouped by Energy Type

Energy Type	Use	Units	Meter Cost	Special Charges	Total Cost	Avg Unit Cost	% of Total Cost
<b>Site: POLK ELEMENTARY - POLK ELEMENTARY</b>							
Electricity	32,400	KWH	\$3,598.52	\$0.00	\$3,598.52	0.1111	71.84%
Natural Gas	1,455	CCF	\$877.01	\$0.00	\$877.01	0.6028	17.51%
Water	106	CCF	\$286.88	\$0.00	\$286.88	2.7064	5.73%
Sewer	80	CCF	\$246.54	\$0.00	\$246.54	3.0818	4.92%
<b>Total Cost:</b>			<b>\$5,008.95</b>	<b>\$0.00</b>	<b>\$5,008.95</b>		



*Filters: Cost Center Name Not Equal To DoNotReport; Billing Period Equal To 201212All Meter CodesAll Group Names*



**elpaso**

Energy CAP

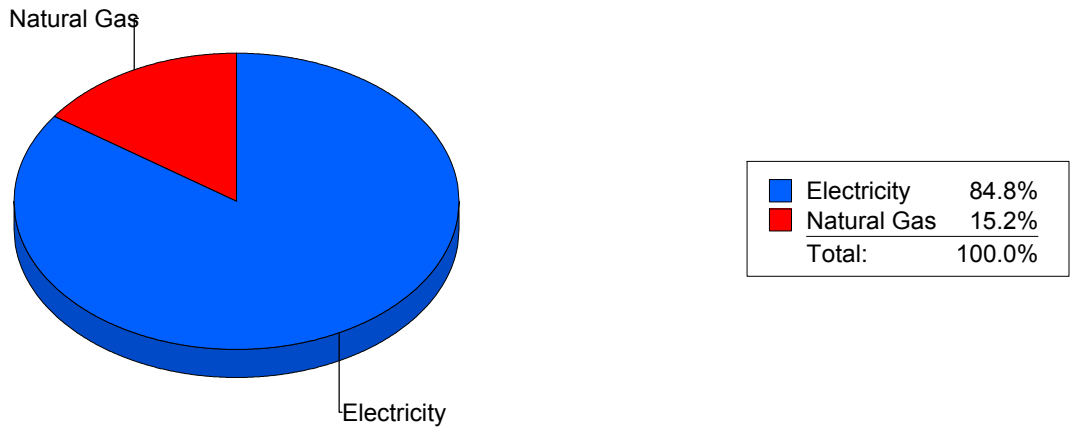
Cost Avoidance Program

**Cost Summary Graph**

Grouped by Energy Type

Energy Type	Use	Units	Meter Cost	Special Charges	Total Cost	Avg Unit Cost	% of Total Cost
<b>Site: POWELL - POWELL</b>							
Electricity	37,320	KWH	\$4,095.58	\$0.00	\$4,095.58	0.1097	84.76%
Natural Gas	1,270	CCF	\$736.15	\$0.00	\$736.15	0.5796	15.24%
<b>Total Cost:</b>			<b>\$4,831.73</b>	<b>\$0.00</b>	<b>\$4,831.73</b>		

For POWELL



*Filters: Cost Center Name Not Equal To DoNotReport; Billing Period Equal To 201212All Meter CodesAll Group Names*

**elpaso**

Energy CAP

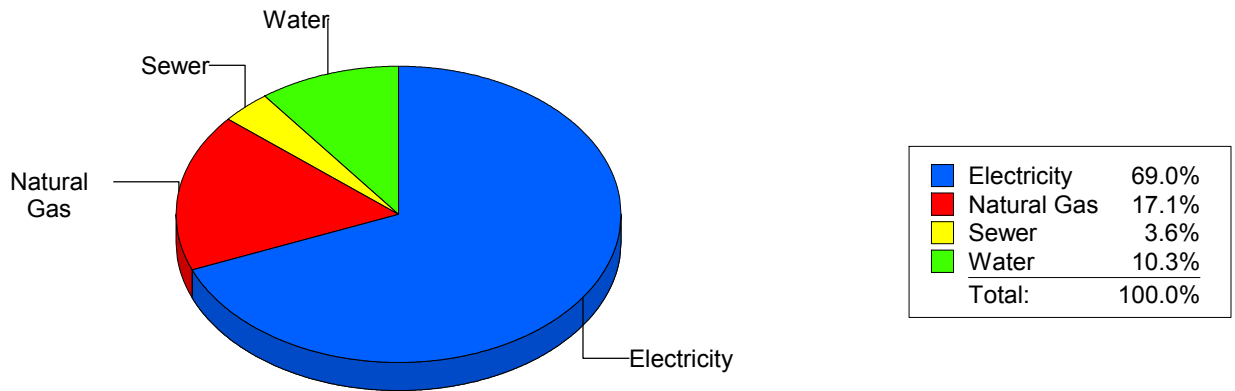
Cost Avoidance Program

**Cost Summary Graph**

Grouped by Energy Type

Energy Type	Use	Units	Meter Cost	Special Charges	Total Cost	Avg Unit Cost	% of Total Cost
<b>Site: PUTNAM ELEMENTARY - PUTNAM ELEMENTARY</b>							
Electricity	29,177	KWH	\$3,627.72	\$0.00	\$3,627.72	0.1243	69.00%
Natural Gas	1,504	CCF	\$896.56	\$0.00	\$896.56	0.5961	17.05%
Water	171	CCF	\$543.06	\$0.00	\$543.06	3.1758	10.33%
Sewer	88	CCF	\$190.18	\$0.00	\$190.18	2.1611	3.62%
<b>Total Cost:</b>			<b>\$5,257.52</b>	<b>\$0.00</b>	<b>\$5,257.52</b>		

For PUTNAM ELEMENTARY



*Filters: Cost Center Name Not Equal To DoNotReport; Billing Period Equal To 201212All Meter CodesAll Group Names*

**elpaso**

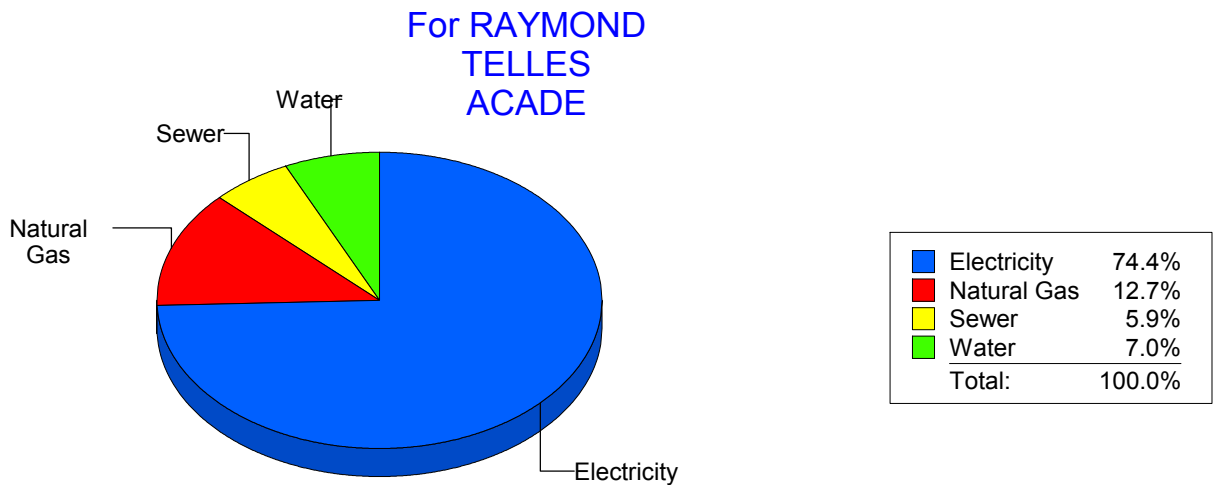
Energy CAP

Cost Avoidance Program

**Cost Summary Graph**

Grouped by Energy Type

Energy Type	Use	Units	Meter Cost	Special Charges	Total Cost	Avg Unit Cost	% of Total Cost
<b>Site: RAYMOND TELLES ACADE - RAYMOND TELLES ACADE</b>							
Electricity	31,200	KWH	\$3,625.19	\$0.00	\$3,625.19	0.1162	74.35%
Natural Gas	1,060	CCF	\$621.09	\$0.00	\$621.09	0.5859	12.74%
Water	129	CCF	\$343.63	\$0.00	\$343.63	2.6638	7.05%
Sewer	110	CCF	\$285.84	\$0.00	\$285.84	2.5985	5.86%
<b>Total Cost:</b>			<b>\$4,875.75</b>	<b>\$0.00</b>	<b>\$4,875.75</b>		



*Filters: Cost Center Name Not Equal To DoNotReport; Billing Period Equal To 201212All Meter CodesAll Group Names*

**el Paso**

Energy CAP

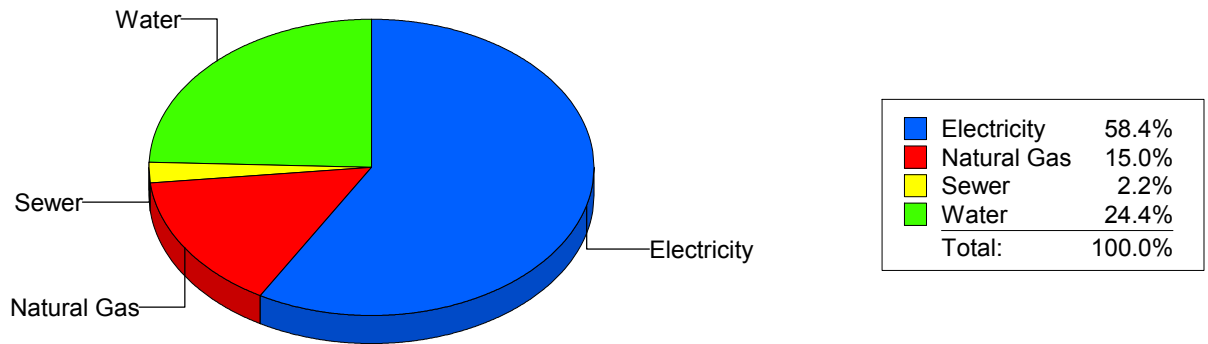
Cost Avoidance Program

**Cost Summary Graph**

Grouped by Energy Type

Energy Type	Use	Units	Meter Cost	Special Charges	Total Cost	Avg Unit Cost	% of Total Cost
<b>Site: RICHARDSON MIDDLE - RICHARDSON MIDDLE</b>							
Electricity	84,000	KWH	\$7,906.09	\$0.00	\$7,906.09	0.0941	58.36%
Natural Gas	3,653	CCF	\$2,034.98	\$0.00	\$2,034.98	0.5571	15.02%
Water	662	CCF	\$3,308.38	\$0.00	\$3,308.38	4.9976	24.42%
Sewer	119	CCF	\$297.63	\$0.00	\$297.63	2.5011	2.20%
<b>Total Cost:</b>			<b>\$13,547.08</b>	<b>\$0.00</b>	<b>\$13,547.08</b>		

For  
RICHARDSON  
MIDDLE



*Filters: Cost Center Name Not Equal To DoNotReport; Billing Period Equal To 201212All Meter CodesAll Group Names*

**elpaso**

Energy CAP

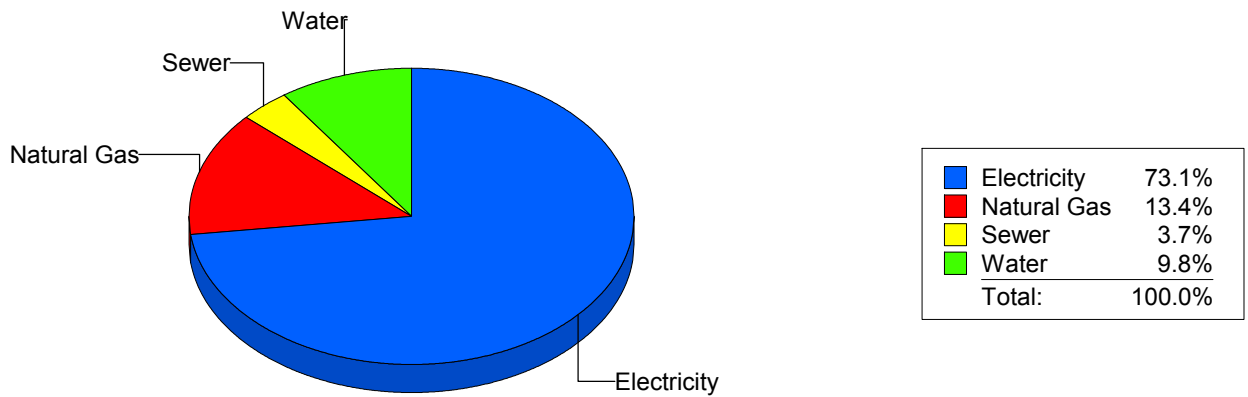
Cost Avoidance Program

**Cost Summary Graph**

Grouped by Energy Type

Energy Type	Use	Units	Meter Cost	Special Charges	Total Cost	Avg Unit Cost	% of Total Cost
<b>Site: RIVERA ELEMENTARY - RIVERA ELEMENTARY</b>							
Electricity	54,240	KWH	\$5,550.63	\$0.00	\$5,550.63	0.1023	73.15%
Natural Gas	1,784	CCF	\$1,017.72	\$0.00	\$1,017.72	0.5705	13.41%
Water	256	CCF	\$741.72	\$0.00	\$741.72	2.8973	9.77%
Sewer	104	CCF	\$277.98	\$0.00	\$277.98	2.6729	3.66%
<b>Total Cost:</b>			<b>\$7,588.05</b>	<b>\$0.00</b>	<b>\$7,588.05</b>		

For RIVERA ELEMENTARY



*Filters: Cost Center Name Not Equal To DoNotReport; Billing Period Equal To 201212All Meter CodesAll Group Names*

**elpaso**

Energy CAP

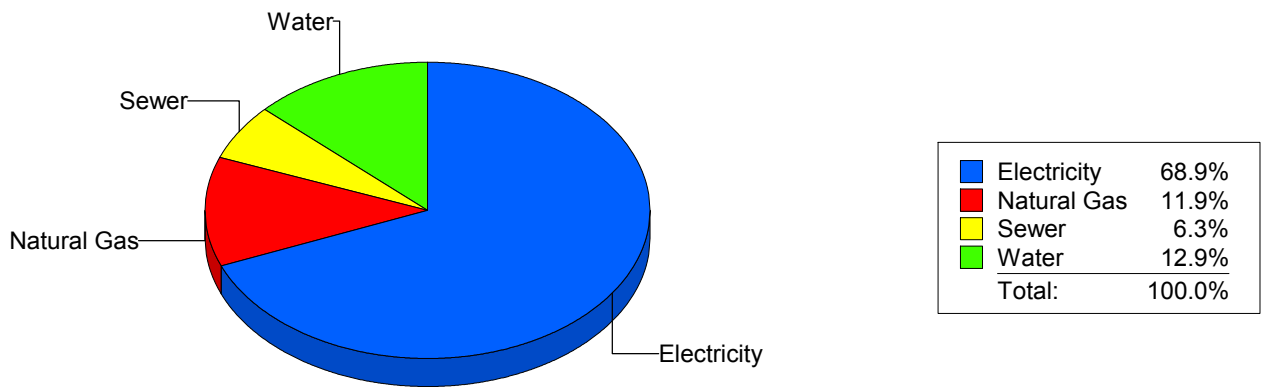
Cost Avoidance Program

**Cost Summary Graph**

Grouped by Energy Type

Energy Type	Use	Units	Meter Cost	Special Charges	Total Cost	Avg Unit Cost	% of Total Cost
<b>Site: ROBERTS ELEMENTARY - ROBERTS ELEMENTARY</b>							
Electricity	36,521	KWH	\$3,631.58	\$0.00	\$3,631.58	0.0994	68.90%
Natural Gas	994	CCF	\$625.52	\$0.00	\$625.52	0.6293	11.87%
Water	277	CCF	\$682.30	\$0.00	\$682.30	2.4632	12.94%
Sewer	137	CCF	\$331.62	\$0.00	\$331.62	2.4206	6.29%
<b>Total Cost:</b>			<b>\$5,271.02</b>	<b>\$0.00</b>	<b>\$5,271.02</b>		

For ROBERTS ELEMENTARY



*Filters: Cost Center Name Not Equal To DoNotReport; Billing Period Equal To 201212All Meter CodesAll Group Names*

**elpaso**

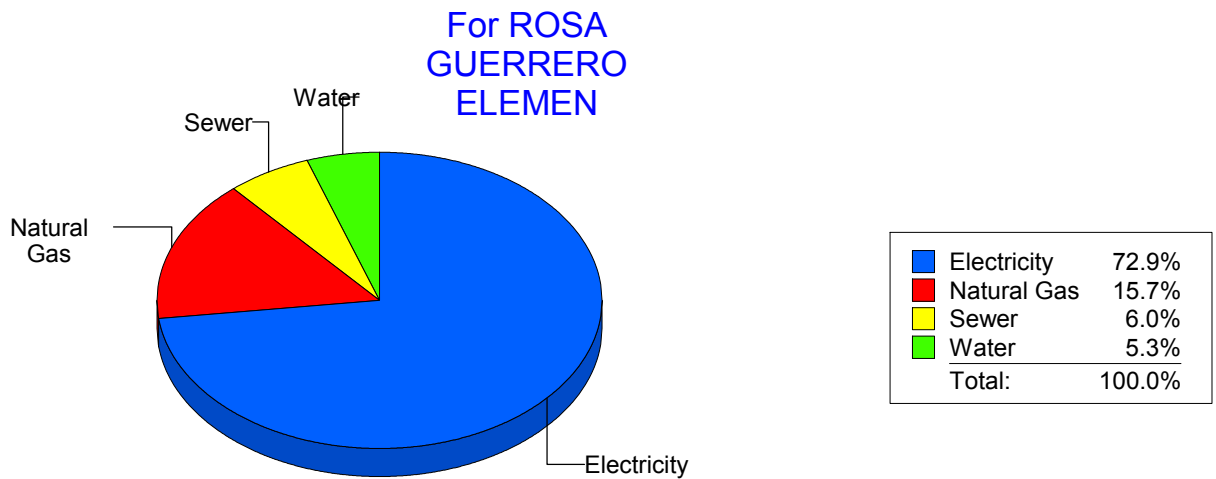
Energy CAP

Cost Avoidance Program

**Cost Summary Graph**

Grouped by Energy Type

Energy Type	Use	Units	Meter Cost	Special Charges	Total Cost	Avg Unit Cost	% of Total Cost
<b>Site: ROSA GUERRERO ELEMEN - ROSA GUERRERO ELEMEN</b>							
Electricity	43,960	KWH	\$5,386.85	\$0.00	\$5,386.85	0.1225	72.94%
Natural Gas	1,985	CCF	\$1,162.26	\$0.00	\$1,162.26	0.5855	15.74%
Water	151	CCF	\$391.94	\$0.00	\$391.94	2.5956	5.31%
Sewer	182	CCF	\$444.27	\$0.00	\$444.27	2.4410	6.02%
<b>Total Cost:</b>			<b>\$7,385.32</b>	<b>\$0.00</b>	<b>\$7,385.32</b>		



*Filters: Cost Center Name Not Equal To DoNotReport; Billing Period Equal To 201212All Meter CodesAll Group Names*

**elpaso**

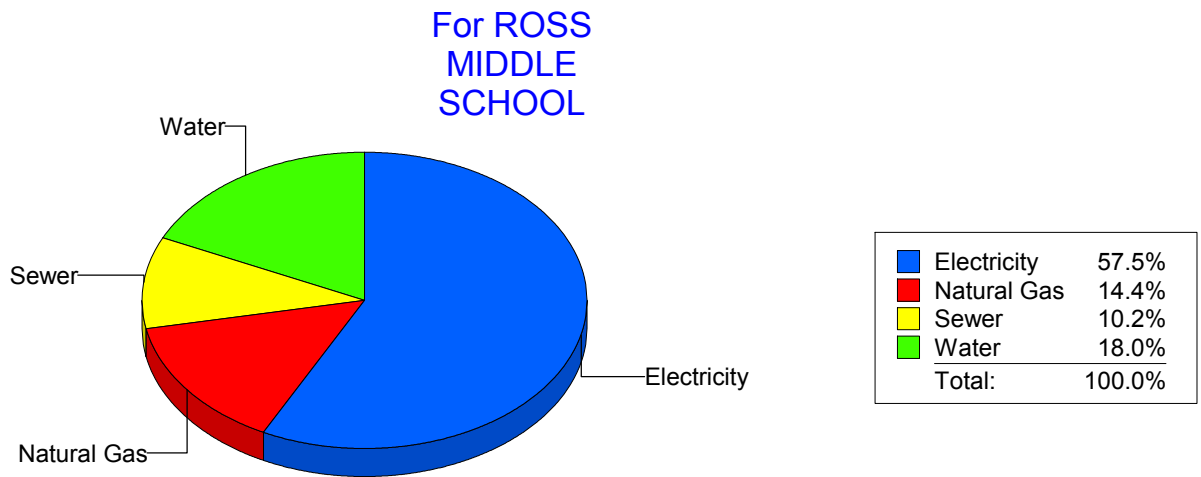
Energy CAP

Cost Avoidance Program

**Cost Summary Graph**

Grouped by Energy Type

Energy Type	Use	Units	Meter Cost	Special Charges	Total Cost	Avg Unit Cost	% of Total Cost
<b>Site: ROSS MIDDLE SCHOOL - ROSS MIDDLE SCHOOL</b>							
Electricity	52,467	KWH	\$6,223.88	\$0.00	\$6,223.88	0.1186	57.51%
Natural Gas	2,763	CCF	\$1,554.08	\$0.00	\$1,554.08	0.5625	14.36%
Water	1,218	CCF	\$1,943.76	\$0.00	\$1,943.76	1.5959	17.96%
Sewer	732	CCF	\$1,100.66	\$0.00	\$1,100.66	1.5036	10.17%
<b>Total Cost:</b>			<b>\$10,822.38</b>	<b>\$0.00</b>	<b>\$10,822.38</b>		



*Filters: Cost Center Name Not Equal To DoNotReport; Billing Period Equal To 201212All Meter CodesAll Group Names*



**elpaso**

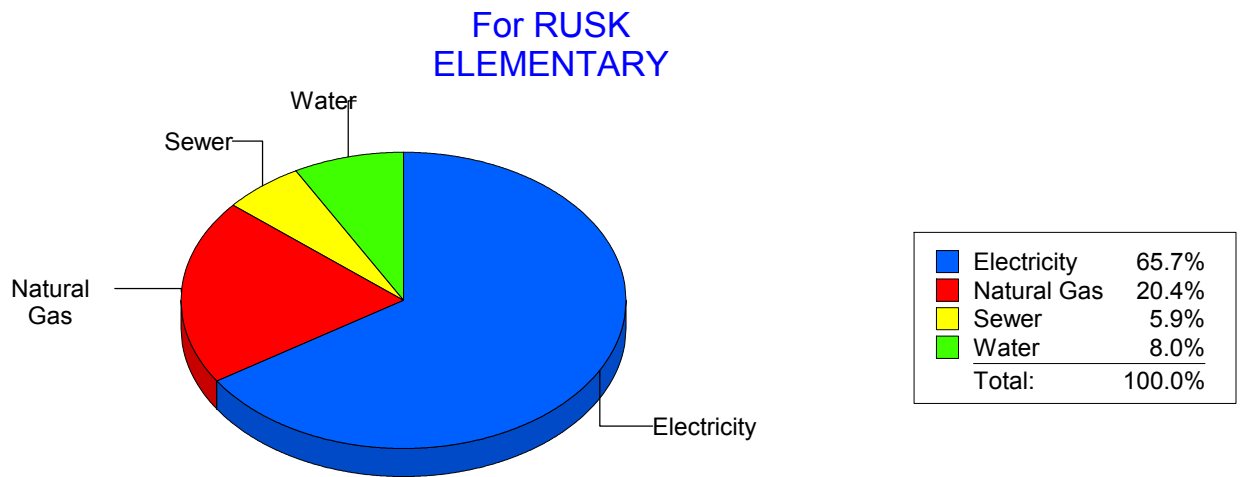
Energy CAP

Cost Avoidance Program

**Cost Summary Graph**

Grouped by Energy Type

Energy Type	Use	Units	Meter Cost	Special Charges	Total Cost	Avg Unit Cost	% of Total Cost
<b>Site: RUSK ELEMENTARY - RUSK ELEMENTARY</b>							
Electricity	24,476	KWH	\$2,780.22	\$0.00	\$2,780.22	0.1136	65.71%
Natural Gas	1,379	CCF	\$863.42	\$0.00	\$863.42	0.6261	20.41%
Water	121	CCF	\$338.96	\$0.00	\$338.96	2.8013	8.01%
Sewer	84	CCF	\$248.67	\$0.00	\$248.67	2.9604	5.88%
<b>Total Cost:</b>			<b>\$4,231.27</b>	<b>\$0.00</b>	<b>\$4,231.27</b>		



*Filters: Cost Center Name Not Equal To DoNotReport; Billing Period Equal To 201212All Meter CodesAll Group Names*

**elpaso**

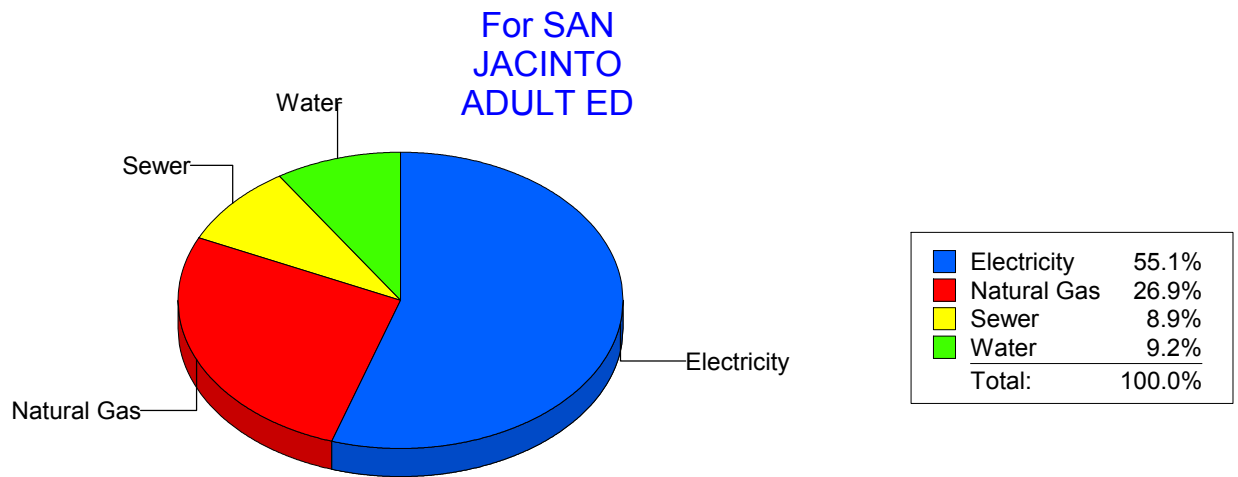
Energy CAP

Cost Avoidance Program

**Cost Summary Graph**

Grouped by Energy Type

Energy Type	Use	Units	Meter Cost	Special Charges	Total Cost	Avg Unit Cost	% of Total Cost
<b>Site: SAN JACINTO ADULT ED - SAN JACINTO ADULT ED</b>							
Electricity	5,600	KWH	\$690.22	\$0.00	\$690.22	0.1233	55.05%
Natural Gas	542	CCF	\$337.06	\$0.00	\$337.06	0.6219	26.88%
Water	34	CCF	\$115.17	\$0.00	\$115.17	3.3874	9.19%
Sewer	36	CCF	\$111.27	\$0.00	\$111.27	3.0908	8.88%
<b>Total Cost:</b>			<b>\$1,253.72</b>	<b>\$0.00</b>	<b>\$1,253.72</b>		



*Filters: Cost Center Name Not Equal To DoNotReport; Billing Period Equal To 201212All Meter CodesAll Group Names*

**el paso**

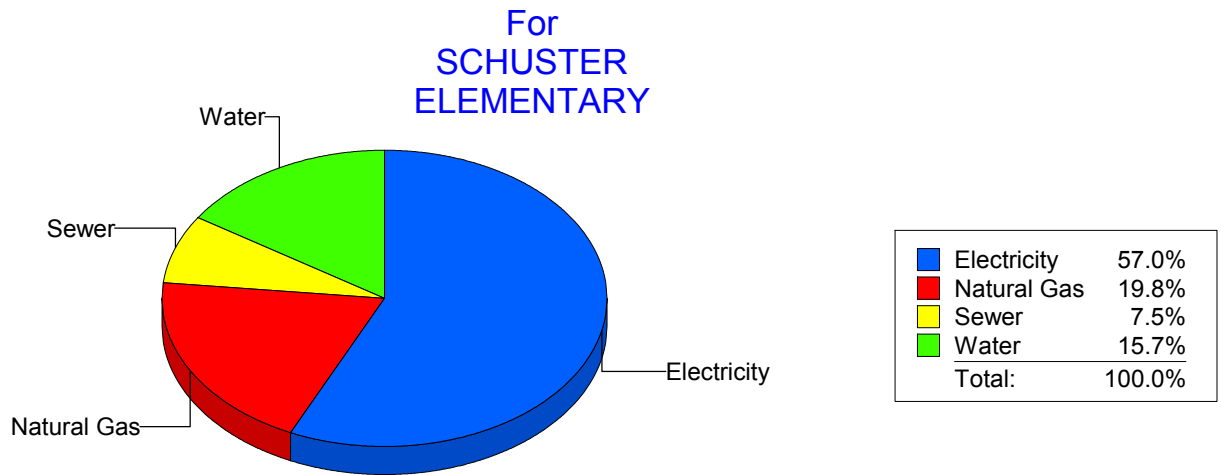
Energy CAP

Cost Avoidance Program

**Cost Summary Graph**

Grouped by Energy Type

Energy Type	Use	Units	Meter Cost	Special Charges	Total Cost	Avg Unit Cost	% of Total Cost
<b>Site: SCHUSTER ELEMENTARY - SCHUSTER ELEMENTARY</b>							
Electricity	17,040	KWH	\$1,701.98	\$0.00	\$1,701.98	0.0999	57.03%
Natural Gas	1,003	CCF	\$589.88	\$0.00	\$589.88	0.5881	19.77%
Water	232	CCF	\$468.48	\$0.00	\$468.48	2.0193	15.70%
Sewer	122	CCF	\$223.93	\$0.00	\$223.93	1.8355	7.50%
<b>Total Cost:</b>			<b>\$2,984.27</b>	<b>\$0.00</b>	<b>\$2,984.27</b>		



*Filters: Cost Center Name Not Equal To DoNotReport; Billing Period Equal To 201212All Meter CodesAll Group Names*

**el paso**

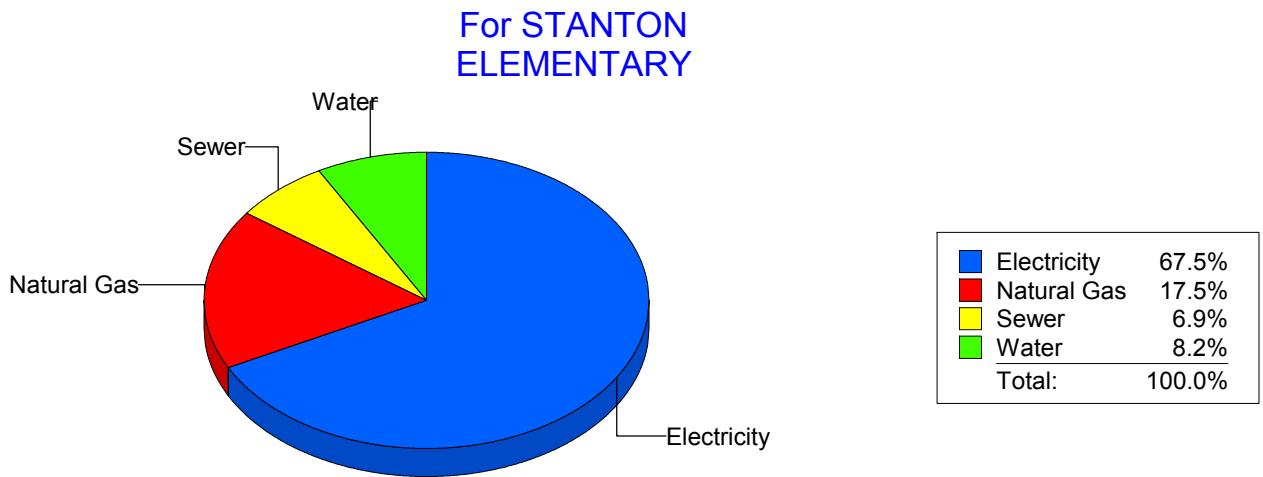
Energy CAP

Cost Avoidance Program

**Cost Summary Graph**

Grouped by Energy Type

Energy Type	Use	Units	Meter Cost	Special Charges	Total Cost	Avg Unit Cost	% of Total Cost
<b>Site: STANTON ELEMENTARY - STANTON ELEMENTARY</b>							
Electricity	27,017	KWH	\$3,388.84	\$0.00	\$3,388.84	0.1254	67.48%
Natural Gas	1,467	CCF	\$878.04	\$0.00	\$878.04	0.5985	17.48%
Water	202	CCF	\$411.08	\$0.00	\$411.08	2.0350	8.19%
Sewer	175	CCF	\$344.32	\$0.00	\$344.32	1.9675	6.86%
<b>Total Cost:</b>			<b>\$5,022.28</b>	<b>\$0.00</b>	<b>\$5,022.28</b>		



*Filters: Cost Center Name Not Equal To DoNotReport; Billing Period Equal To 201212All Meter CodesAll Group Names*

**elpaso**

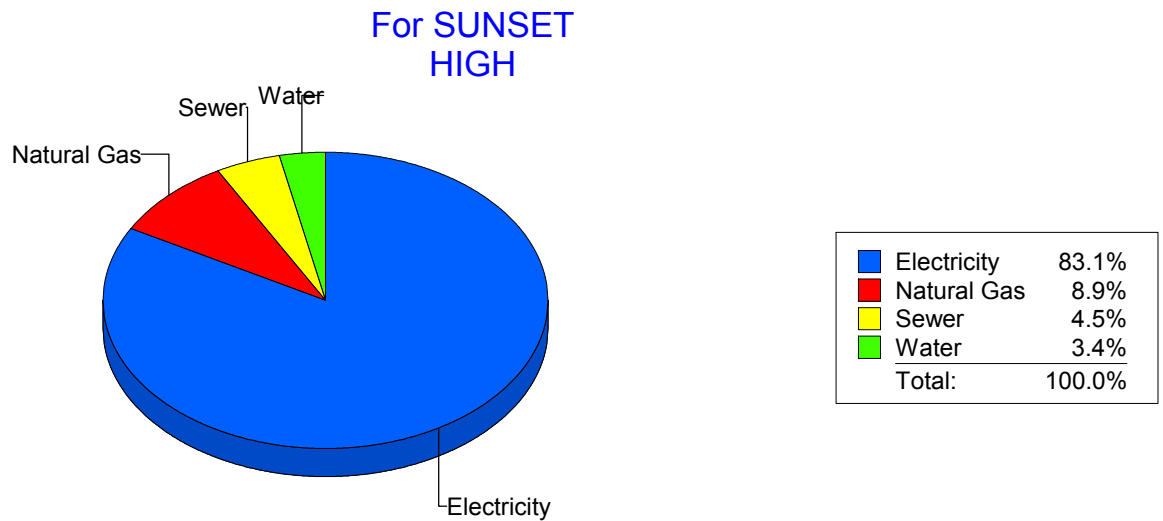
Energy CAP

Cost Avoidance Program

**Cost Summary Graph**

Grouped by Energy Type

Energy Type	Use	Units	Meter Cost	Special Charges	Total Cost	Avg Unit Cost	% of Total Cost
<b>Site: SUNSET HIGH - SUNSET HIGH</b>							
Electricity	19,280	KWH	\$2,237.32	\$0.00	\$2,237.32	0.1160	83.08%
Natural Gas	371	CCF	\$241.01	\$0.00	\$241.01	0.6496	8.95%
Water	19	CCF	\$92.82	\$0.00	\$92.82	4.8853	3.45%
Sewer	44	CCF	\$121.75	\$0.00	\$121.75	2.7670	4.52%
<b>Total Cost:</b>			<b>\$2,692.90</b>	<b>\$0.00</b>	<b>\$2,692.90</b>		



*Filters: Cost Center Name Not Equal To DoNotReport; Billing Period Equal To 201212All Meter CodesAll Group Names*

**elpaso**

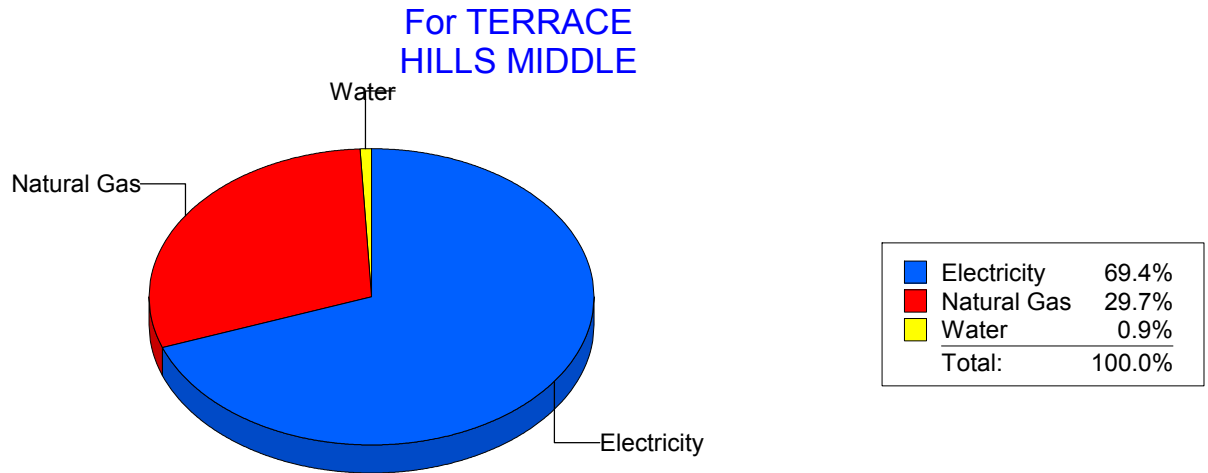
Energy CAP

Cost Avoidance Program

**Cost Summary Graph**

Grouped by Energy Type

Energy Type	Use	Units	Meter Cost	Special Charges	Total Cost	Avg Unit Cost	% of Total Cost
<b>Site: TERRACE HILLS MIDDLE - TERRACE HILLS MIDDLE</b>							
Electricity	28,650	KWH	\$2,838.38	\$0.00	\$2,838.38	0.0991	69.38%
Natural Gas	2,070	CCF	\$1,215.05	\$0.00	\$1,215.05	0.5870	29.70%
Water	0	CCF	\$37.45	\$0.00	\$37.45	0.0000	0.92%
<b>Total Cost:</b>			<b>\$4,090.88</b>	<b>\$0.00</b>	<b>\$4,090.88</b>		



*Filters: Cost Center Name Not Equal To DoNotReport; Billing Period Equal To 201212All Meter CodesAll Group Names*

**elpaso**

Energy CAP

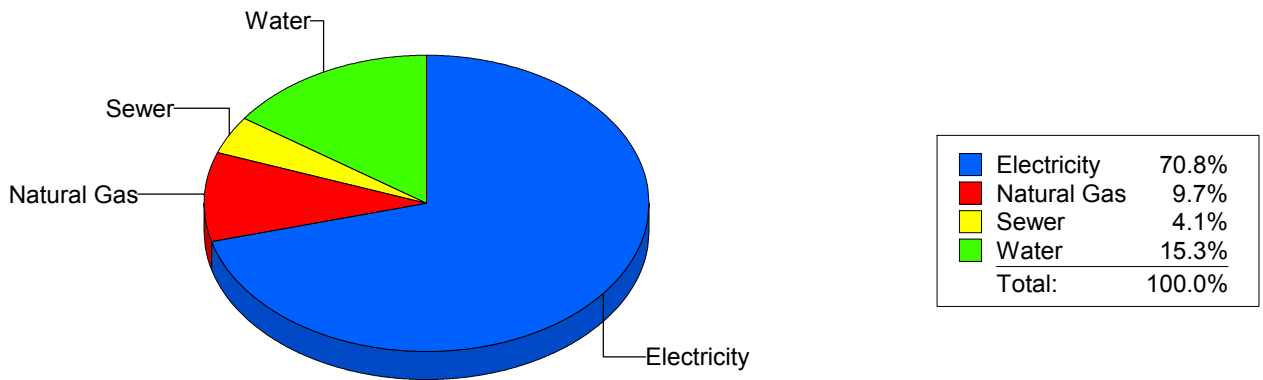
Cost Avoidance Program

**Cost Summary Graph**

Grouped by Energy Type

Energy Type	Use	Units	Meter Cost	Special Charges	Total Cost	Avg Unit Cost	% of Total Cost
<b>Site: TIPPIN - TIPPIN ELEMENTARY</b>							
Electricity	55,200	KWH	\$6,014.45	\$0.00	\$6,014.45	0.1090	70.85%
Natural Gas	1,437	CCF	\$827.64	\$0.00	\$827.64	0.5759	9.75%
Water	296	CCF	\$1,301.17	\$0.00	\$1,301.17	4.3958	15.33%
Sewer	156	CCF	\$346.10	\$0.00	\$346.10	2.2186	4.08%
<b>Total Cost:</b>			<b>\$8,489.36</b>	<b>\$0.00</b>	<b>\$8,489.36</b>		

For TIPPIN ELEMENTARY



*Filters: Cost Center Name Not Equal To DoNotReport; Billing Period Equal To 201212All Meter CodesAll Group Names*

**elpaso**

Energy CAP

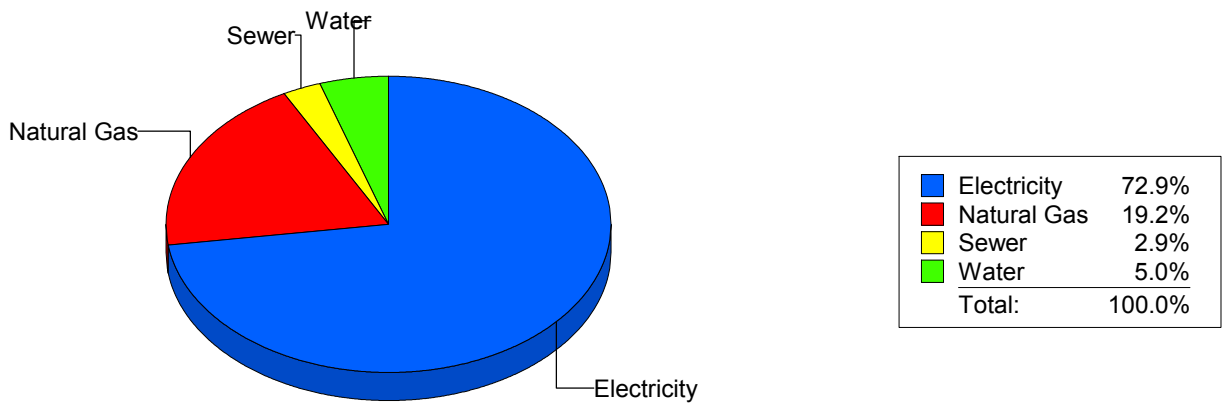
Cost Avoidance Program

**Cost Summary Graph**

Grouped by Energy Type

Energy Type	Use	Units	Meter Cost	Special Charges	Total Cost	Avg Unit Cost	% of Total Cost
<b>Site: TOMLEA - TOM LEA</b>							
Electricity	51,480	KWH	\$5,794.13	\$0.00	\$5,794.13	0.1126	72.87%
Natural Gas	2,715	CCF	\$1,527.78	\$0.00	\$1,527.78	0.5627	19.22%
Water	98	CCF	\$398.13	\$0.00	\$398.13	4.0626	5.01%
Sewer	68	CCF	\$230.82	\$0.00	\$230.82	3.3944	2.90%
<b>Total Cost:</b>			<b>\$7,950.86</b>	<b>\$0.00</b>	<b>\$7,950.86</b>		

For TOM LEA



*Filters: Cost Center Name Not Equal To DoNotReport; Billing Period Equal To 201212All Meter CodesAll Group Names*



**elpaso**

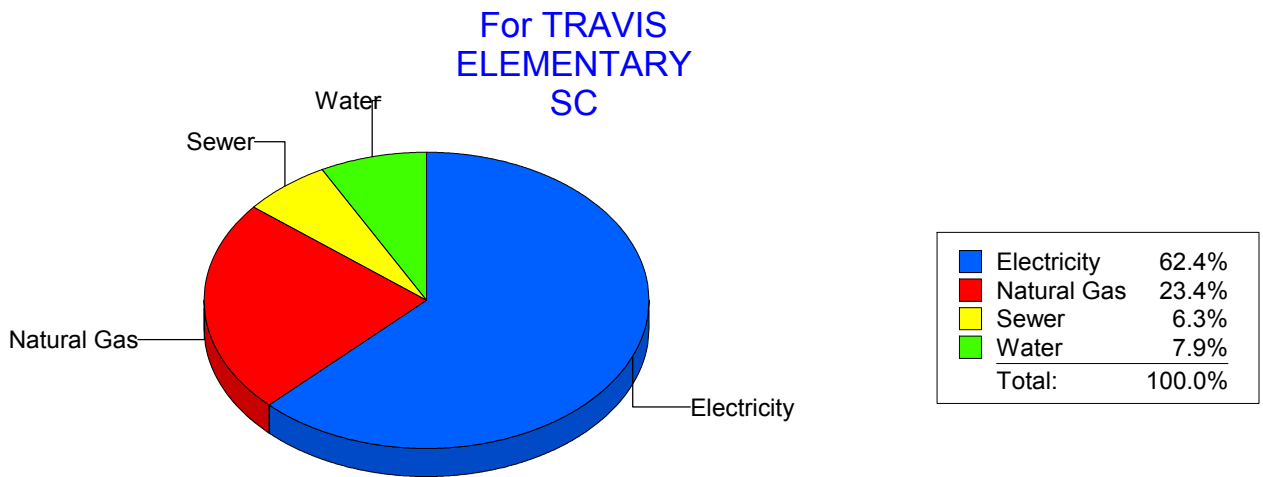
Energy CAP

Cost Avoidance Program

**Cost Summary Graph**

Grouped by Energy Type

Energy Type	Use	Units	Meter Cost	Special Charges	Total Cost	Avg Unit Cost	% of Total Cost
<b>Site: TRAVIS ELEMENTARY SC - TRAVIS ELEMENTARY SC</b>							
Electricity	21,606	KWH	\$2,313.44	\$0.00	\$2,313.44	0.1071	62.43%
Natural Gas	1,434	CCF	\$867.81	\$0.00	\$867.81	0.6052	23.42%
Water	91	CCF	\$291.46	\$0.00	\$291.46	3.2029	7.87%
Sewer	90	CCF	\$232.97	\$0.00	\$232.97	2.5886	6.29%
<b>Total Cost:</b>			<b>\$3,705.68</b>	<b>\$0.00</b>	<b>\$3,705.68</b>		



*Filters: Cost Center Name Not Equal To DoNotReport; Billing Period Equal To 201212All Meter CodesAll Group Names*

**elpaso**

Energy CAP

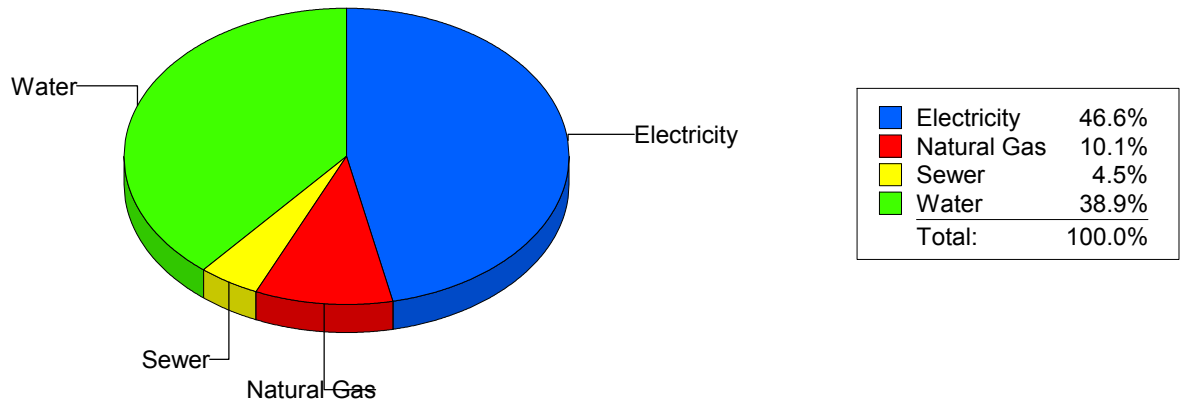
Cost Avoidance Program

**Cost Summary Graph**

Grouped by Energy Type

Energy Type	Use	Units	Meter Cost	Special Charges	Total Cost	Avg Unit Cost	% of Total Cost
<b>Site: VILAS ELEMENTARY - VILAS ELEMENTARY</b>							
Electricity	27,650	KWH	\$3,531.88	\$0.00	\$3,531.88	0.1277	46.57%
Natural Gas	1,196	CCF	\$764.22	\$0.00	\$764.22	0.6390	10.08%
Water	606	CCF	\$2,949.46	\$0.00	\$2,949.46	4.8671	38.89%
Sewer	62	CCF	\$337.66	\$0.00	\$337.66	5.4461	4.45%
<b>Total Cost:</b>			<b>\$7,583.22</b>	<b>\$0.00</b>	<b>\$7,583.22</b>		

For VILAS ELEMENTARY



*Filters: Cost Center Name Not Equal To DoNotReport; Billing Period Equal To 201212All Meter CodesAll Group Names*

**elpaso**

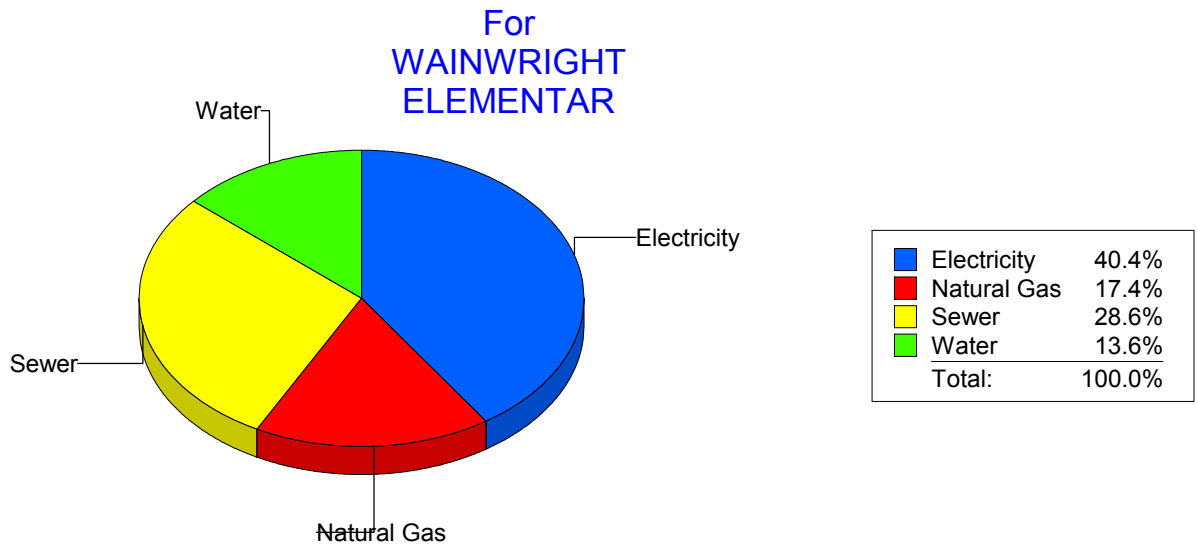
Energy CAP

Cost Avoidance Program

**Cost Summary Graph**

Grouped by Energy Type

Energy Type	Use	Units	Meter Cost	Special Charges	Total Cost	Avg Unit Cost	% of Total Cost
<b>Site: WAINWRIGHT ELEMENTAR - WAINWRIGHT ELEMENTAR</b>							
Electricity	9,101	KWH	\$975.10	\$0.00	\$975.10	0.1071	40.43%
Natural Gas	633	CCF	\$420.05	\$0.00	\$420.05	0.6636	17.41%
Water	69	CCF	\$328.07	\$0.00	\$328.07	4.7546	13.60%
Sewer	428	CCF	\$688.90	\$0.00	\$688.90	1.6096	28.56%
<b>Total Cost:</b>			<b>\$2,412.12</b>	<b>\$0.00</b>	<b>\$2,412.12</b>		



*Filters: Cost Center Name Not Equal To DoNotReport; Billing Period Equal To 201212All Meter CodesAll Group Names*

**elpaso**

Energy CAP

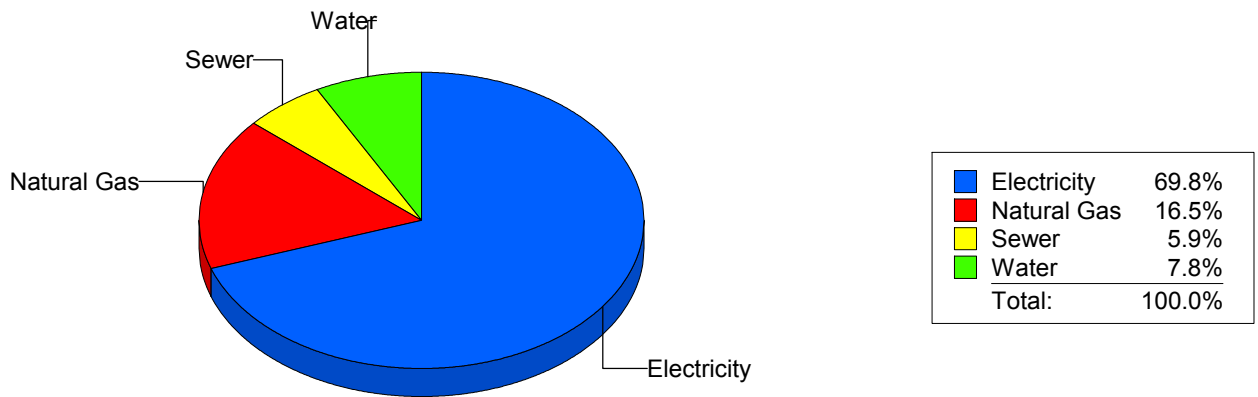
Cost Avoidance Program

**Cost Summary Graph**

Grouped by Energy Type

Energy Type	Use	Units	Meter Cost	Special Charges	Total Cost	Avg Unit Cost	% of Total Cost
<b>Site: WESTERN HILLS ELEMEN - WESTERN HILLS ELEMEN</b>							
Electricity	35,160	KWH	\$3,913.27	\$0.00	\$3,913.27	0.1113	69.80%
Natural Gas	1,612	CCF	\$923.51	\$0.00	\$923.51	0.5729	16.47%
Water	174	CCF	\$437.65	\$0.00	\$437.65	2.5152	7.81%
Sewer	87	CCF	\$332.28	\$0.00	\$332.28	3.8193	5.93%
<b>Total Cost:</b>			<b>\$5,606.71</b>	<b>\$0.00</b>	<b>\$5,606.71</b>		

For WESTERN HILLS ELEMEN



*Filters: Cost Center Name Not Equal To DoNotReport; Billing Period Equal To 201212All Meter CodesAll Group Names*

**elpaso**

Energy CAP

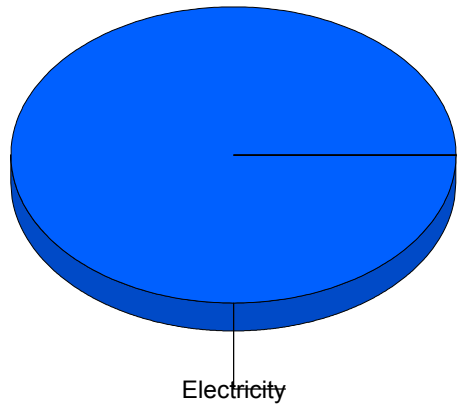
Cost Avoidance Program

**Cost Summary Graph**

Grouped by Energy Type

Energy Type	Use	Units	Meter Cost	Special Charges	Total Cost	Avg Unit Cost	% of Total Cost
Site: WESTSIDE TRANSPORTAT - WESTSIDE TRANSPORTAT							
Electricity	2,155	KWH	\$259.52	\$0.00	\$259.52	0.1204	100.00%
<b>Total Cost:</b>			<b>\$259.52</b>	<b>\$0.00</b>	<b>\$259.52</b>		

For WESTSIDE TRANSPORTAT



■ Electricity	100.0%
Total:	100.0%

*Filters: Cost Center Name Not Equal To DoNotReport; Billing Period Equal To 201212All Meter CodesAll Group Names*

**elpaso**

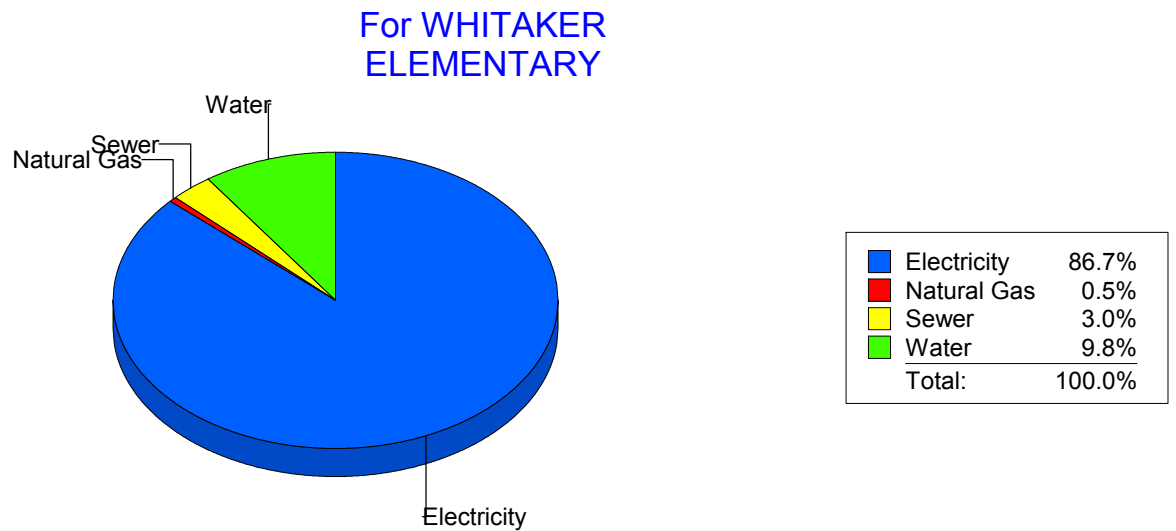
Energy CAP

Cost Avoidance Program

**Cost Summary Graph**

Grouped by Energy Type

Energy Type	Use	Units	Meter Cost	Special Charges	Total Cost	Avg Unit Cost	% of Total Cost
<b>Site: WHITAKER ELEMENTARY - WHITAKER ELEMENTARY</b>							
Electricity	82,680	KWH	\$7,562.98	\$0.00	\$7,562.98	0.0915	86.70%
Natural Gas	8	CCF	\$45.43	\$0.00	\$45.43	5.6788	0.52%
Water	320	CCF	\$854.82	\$0.00	\$854.82	2.6713	9.80%
Sewer	90	CCF	\$259.64	\$0.00	\$259.64	2.8849	2.98%
<b>Total Cost:</b>			<b>\$8,722.87</b>	<b>\$0.00</b>	<b>\$8,722.87</b>		



*Filters: Cost Center Name Not Equal To DoNotReport; Billing Period Equal To 201212All Meter CodesAll Group Names*

**el paso**

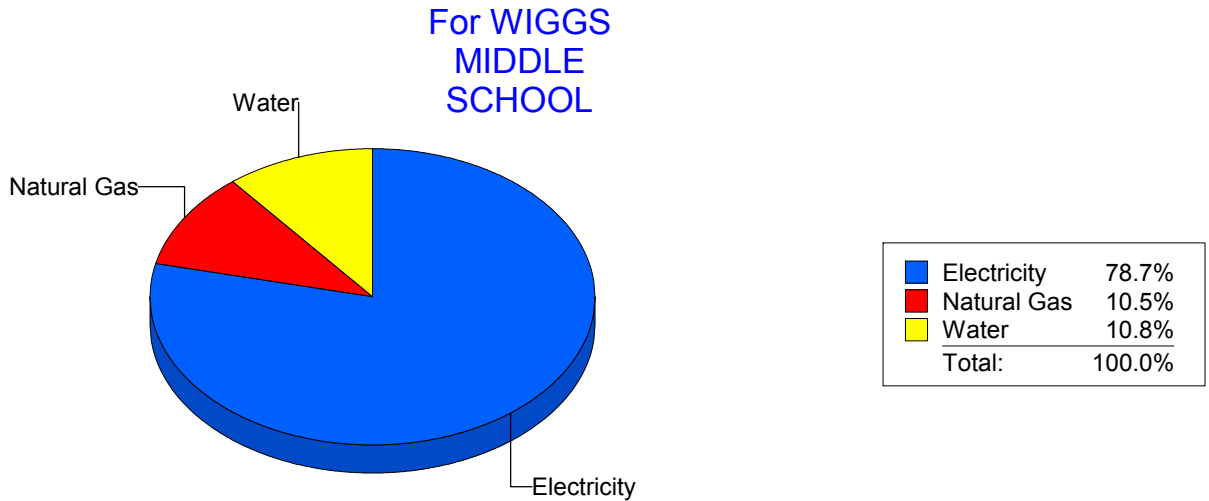
Energy CAP

Cost Avoidance Program

**Cost Summary Graph**

Grouped by Energy Type

Energy Type	Use	Units	Meter Cost	Special Charges	Total Cost	Avg Unit Cost	% of Total Cost
<b>Site: WIGGS MIDDLE SCHOOL - WIGGS MIDDLE SCHOOL</b>							
Electricity	48,480	KWH	\$5,208.71	\$0.00	\$5,208.71	0.1074	78.75%
Natural Gas	1,190	CCF	\$692.31	\$0.00	\$692.31	0.5818	10.47%
Water	152	CCF	\$713.53	\$0.00	\$713.53	4.6943	10.79%
<b>Total Cost:</b>			<b>\$6,614.55</b>	<b>\$0.00</b>	<b>\$6,614.55</b>		



*Filters: Cost Center Name Not Equal To DoNotReport; Billing Period Equal To 201212All Meter CodesAll Group Names*

**el paso**

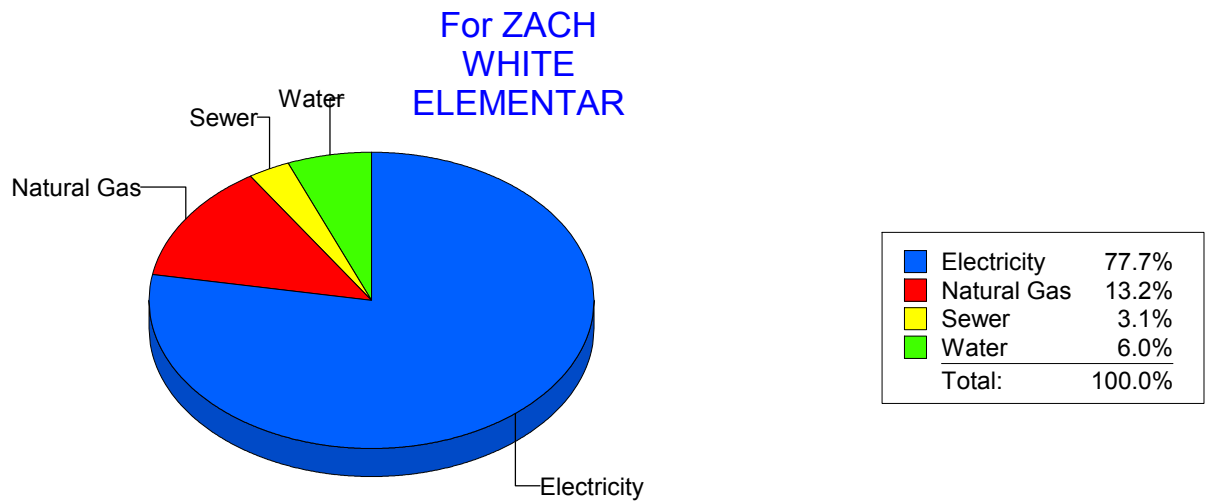
Energy CAP

Cost Avoidance Program

**Cost Summary Graph**

Grouped by Energy Type

Energy Type	Use	Units	Meter Cost	Special Charges	Total Cost	Avg Unit Cost	% of Total Cost
<b>Site: ZACH WHITE ELEMENTAR - ZACH WHITE ELEMENTAR</b>							
Electricity	47,400	KWH	\$5,724.18	\$0.00	\$5,724.18	0.1208	77.68%
Natural Gas	1,633	CCF	\$970.00	\$0.00	\$970.00	0.5940	13.16%
Water	158	CCF	\$443.20	\$0.00	\$443.20	2.8051	6.01%
Sewer	79	CCF	\$231.71	\$0.00	\$231.71	2.9330	3.14%
<b>Total Cost:</b>			<b>\$7,369.09</b>	<b>\$0.00</b>	<b>\$7,369.09</b>		



*Filters: Cost Center Name Not Equal To DoNotReport; Billing Period Equal To 201212All Meter CodesAll Group Names*



**el paso**

Energy CAP

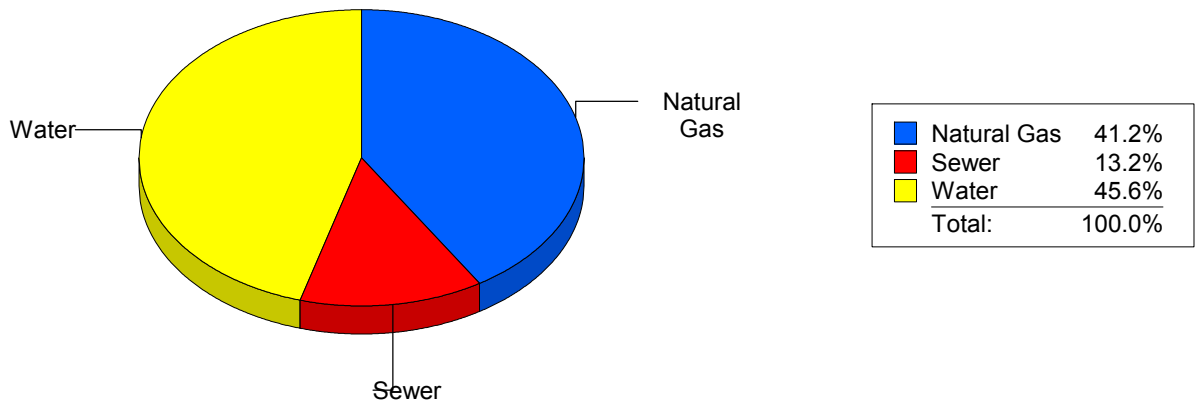
Cost Avoidance Program

**Cost Summary Graph**

Grouped by Energy Type

Energy Type	Use	Units	Meter Cost	Special Charges	Total Cost	Avg Unit Cost	% of Total Cost
<b>Site: ZAVALA ELEMENTARY SC - ZAVALA ELEMENTARY SC</b>							
Natural Gas		650 CCF	\$396.48	\$0.00	\$396.48	0.6100	41.17%
Water		97 CCF	\$439.46	\$0.00	\$439.46	4.5305	45.64%
Sewer		48 CCF	\$126.99	\$0.00	\$126.99	2.6456	13.19%
<b>Total Cost:</b>			<b>\$962.93</b>	<b>\$0.00</b>	<b>\$962.93</b>		

For ZAVALA  
ELEMENTARY  
SC



*Filters: Cost Center Name Not Equal To DoNotReport; Billing Period Equal To 201212All Meter CodesAll Group Names*

**elpaso**

Energy CAP

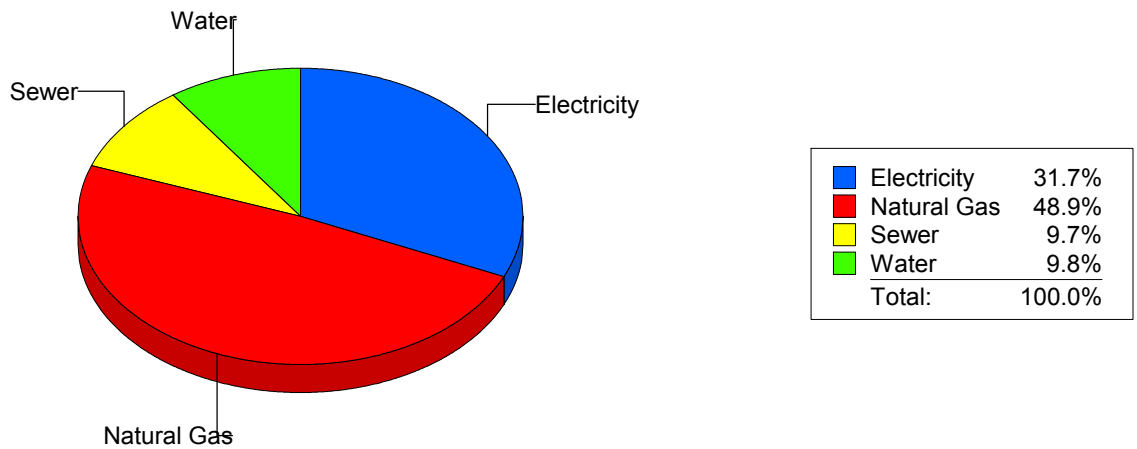
Cost Avoidance Program

**Cost Summary Graph**

Grouped by Energy Type

Energy Type	Use	Units	Meter Cost	Special Charges	Total Cost	Avg Unit Cost	% of Total Cost
<b>Site: ZUNI COTTAGES - ZUNI COTTAGES</b>							
Electricity		454 KWH	\$81.15	\$0.00	\$81.15	0.1787	31.68%
Natural Gas		92 CCF	\$125.22	\$0.00	\$125.22	1.3611	48.89%
Water		2 CCF	\$25.02	\$0.00	\$25.02	12.5100	9.77%
Sewer		3 CCF	\$24.75	\$0.00	\$24.75	8.2500	9.66%
<b>Total Cost:</b>			<b>\$256.14</b>	<b>\$0.00</b>	<b>\$256.14</b>		

For ZUNI COTTAGES



*Filters: Cost Center Name Not Equal To DoNotReport; Billing Period Equal To 201212All Meter CodesAll Group Names*

**elpaso**

Energy CAP

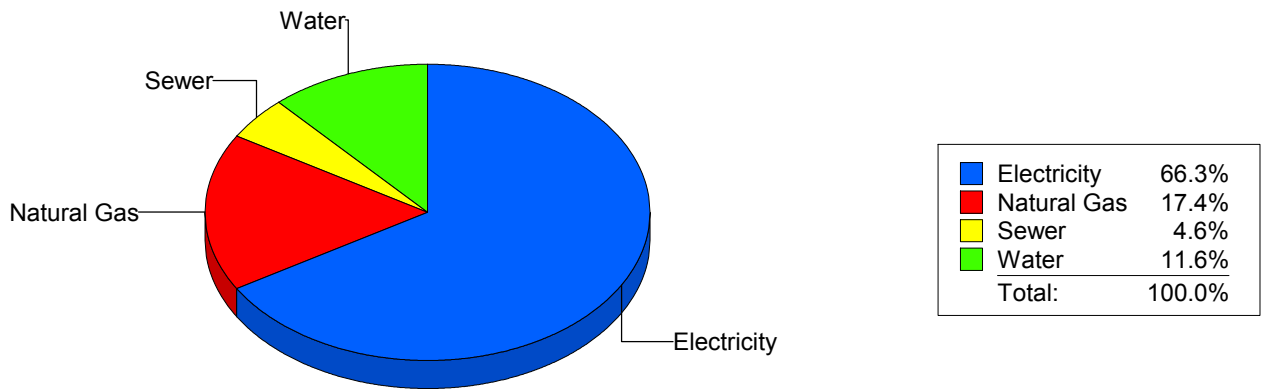
Cost Avoidance Program

**Cost Summary Graph**

Grouped by Energy Type

Energy Type	Use	Units	Meter Cost	Special Charges	Total Cost	Avg Unit Cost	% of Total Cost
<b>All Sites</b>							
Electricity	5,371,461	KWH	\$554,005.40	\$0.00	\$554,005.40	0.1031	66.33%
Natural Gas	251,938	CCF	\$145,220.70	\$0.00	\$145,220.70	0.5764	17.39%
Water	34,681	CCF	\$97,268.09	\$0.00	\$97,268.09	2.8047	11.65%
Sewer	16,640	CCF	\$38,678.16	\$0.00	\$38,678.16	2.3244	4.63%
<b>Total Cost:</b>			<b>\$835,172.35</b>	<b>\$0.00</b>	<b>\$835,172.35</b>		

For All Sites



*Filters: Cost Center Name Not Equal To DoNotReport; Billing Period Equal To 201212All Meter CodesAll Group Names*