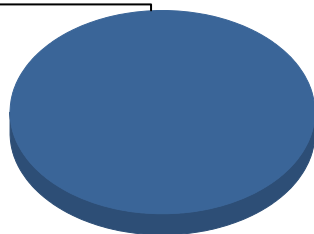


### Energy

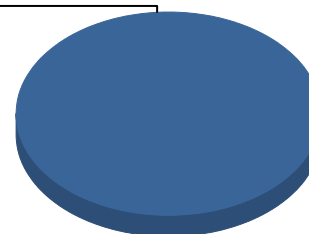
Electric



■ Electric 100.0%  
Total: 100.0%

### Cost

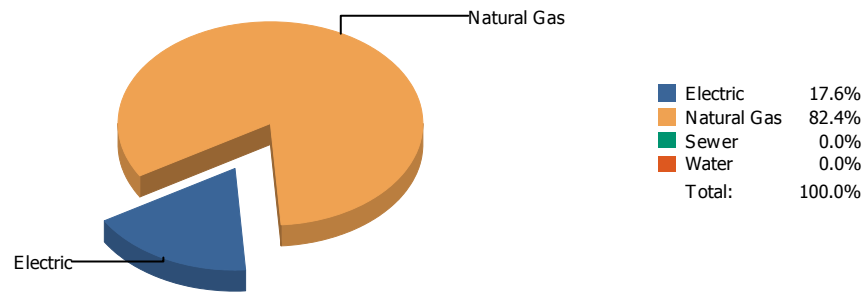
Electric



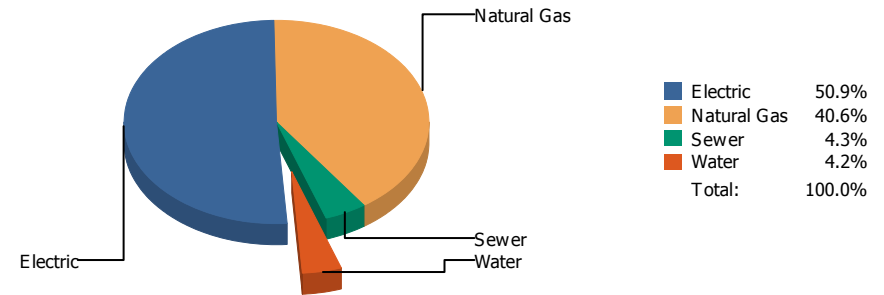
■ Electric 100.0%  
Total: 100.0%

Commodity	Common Use	Energy Use	Energy Use / Area	Total Cost	Cost / Unit	Cost / Area
<b>Place: [ALAMO] ALAMO      101 [BUILDING]</b> <b>Area: 58,978 SqFt</b> <b>Billing Period: Jan 2018</b>						
ELECTRIC	1,450.00 kWh	4,949 KBtu	0.084 KBtu/SqFt	\$176.91	\$0.122 /kWh	\$0.003 /SqFt
<b>Totals:</b>		<b>4,949 KBtu</b>	<b>0.084 KBtu/SqFt</b>	<b>\$176.91</b>		

## Energy

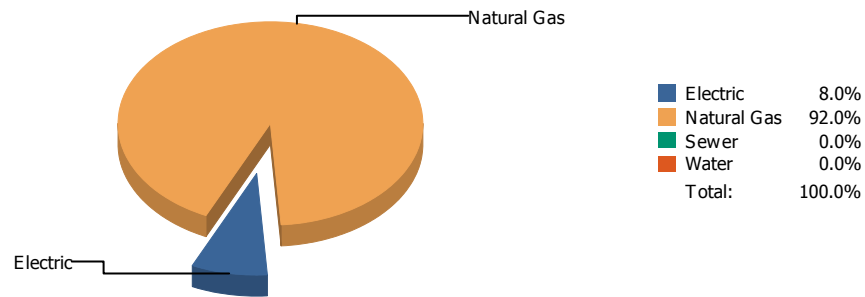


## Cost

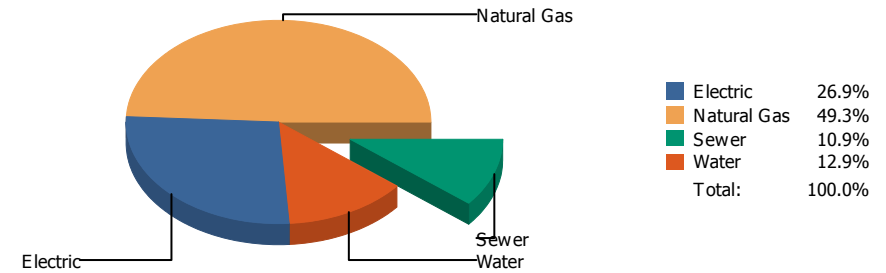


Commodity	Common Use	Energy Use	Energy Use / Area	Total Cost	Cost / Unit	Cost / Area
Place: [ALTA] ALTA VISTA 102 [BUILDING]						
Area: 68,463 SqFt						
Billing Period: Jan 2018						
ELECTRIC	22,500.00 kWh	76,793 KBtu	1.122 KBtu/SqFt	\$2,741.36	\$0.122 /kWh	\$0.040 /SqFt
NATURALGAS	3,488.00 CCF	359,264 KBtu	5.248 KBtu/SqFt	\$2,187.31	\$0.627 /CCF	\$0.032 /SqFt
SEWER	83.00 CCF			\$233.27	\$2.810 /CCF	\$0.003 /SqFt
WATER	52.00 CCF			\$225.31	\$4.333 /CCF	\$0.003 /SqFt
<b>Totals:</b>		<b>436,057 KBtu</b>	<b>6.369 KBtu/SqFt</b>	<b>\$5,387.25</b>		

## Energy

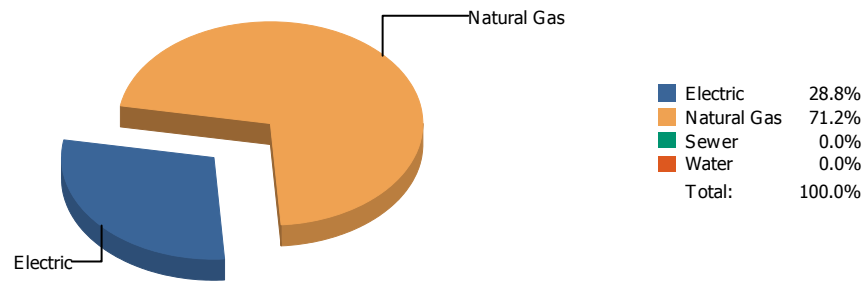


## Cost

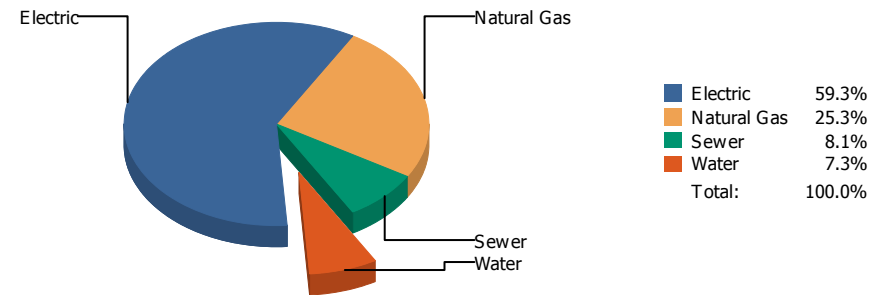


Commodity	Common Use	Energy Use	Energy Use / Area	Total Cost	Cost / Unit	Cost / Area
Place: [ADDRESS] ADDRESS 001 [BUILDING]						
Area: 266,968 SqFt						
Billing Period: Jan 2018						
ELECTRIC	26,396.00 kWh	90,090 KBtu	0.337 KBtu/SqFt	\$3,245.60	\$0.123 /kWh	\$0.012 /SqFt
NATURALGAS	10,071.00 CCF	1,037,313 KBtu	3.886 KBtu/SqFt	\$5,955.13	\$0.591 /CCF	\$0.022 /SqFt
SEWER	634.00 CCF			\$1,313.09	\$2.071 /CCF	\$0.005 /SqFt
WATER	685.00 CCF			\$1,563.04	\$2.282 /CCF	\$0.006 /SqFt
<b>Totals:</b>		<b>1,127,403 KBtu</b>	<b>4.223 KBtu/SqFt</b>	<b>\$12,076.86</b>		

## Energy

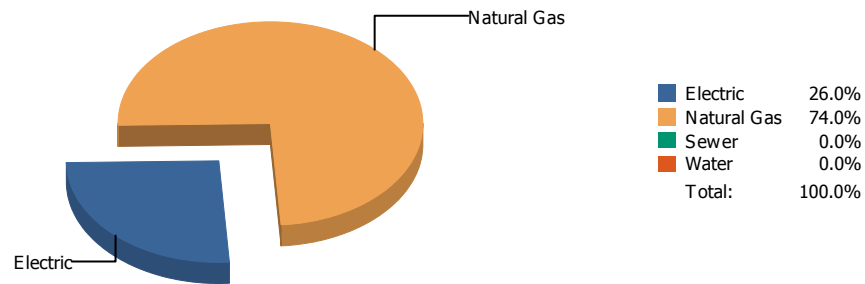


## Cost

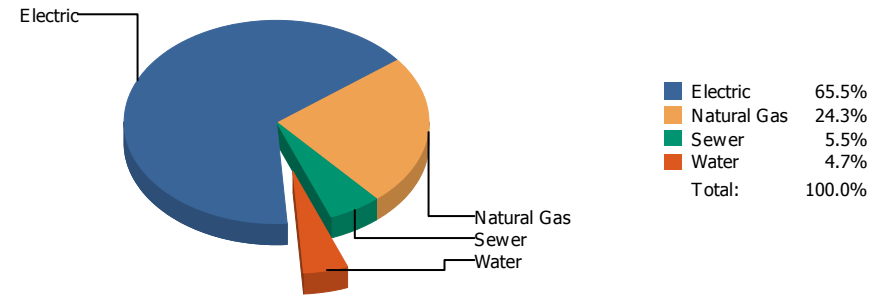


Commodity	Common Use	Energy Use	Energy Use / Area	Total Cost	Cost / Unit	Cost / Area
<b>Place: [AOY] AOY      103 [BUILDING]</b> <b>Area: 105,486 SqFt</b> <b>Billing Period: Jan 2018</b>						
ELECTRIC	42,747.00 kWh	145,896 KBtu	1.383 KBtu/SqFt	\$5,227.18	\$0.122 /kWh	\$0.049 /SqFt
NATURALGAS	3,498.00 CCF	360,294 KBtu	3.416 KBtu/SqFt	\$2,225.94	\$0.636 /CCF	\$0.021 /SqFt
SEWER	197.00 CCF			\$711.37	\$3.611 /CCF	\$0.007 /SqFt
WATER	76.00 CCF			\$643.66	\$8.469 /CCF	\$0.006 /SqFt
<b>Totals:</b>		<b>506,190 KBtu</b>	<b>4.799 KBtu/SqFt</b>	<b>\$8,808.15</b>		

## Energy

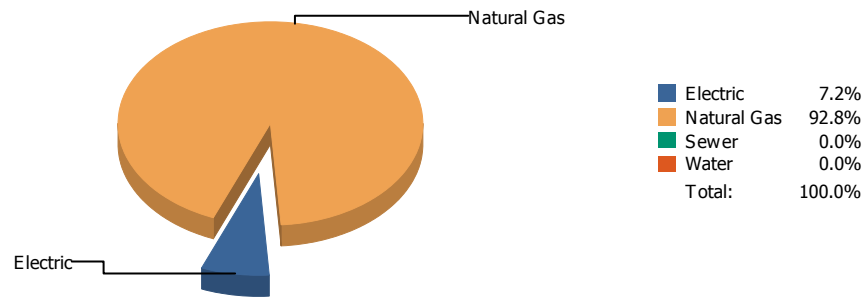


## Cost

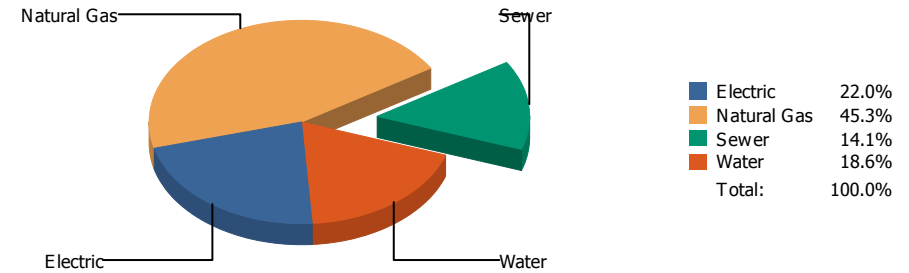


Commodity	Common Use	Energy Use	Energy Use / Area	Total Cost	Cost / Unit	Cost / Area
<b>Place: [ARMENDARIZ_1] ARMENDARIZ MIDDLE SCHOOL [BUILDING]</b>						
<b>Area: 133,779 SqFt</b>						
<b>Billing Period: Jan 2018</b>						
ELECTRIC	58,000.00 kWh	197,954 KBtu	1.480 KBtu/SqFt	\$8,546.08	\$0.147 /kWh	\$0.064 /SqFt
NATURALGAS	5,483.00 CCF	564,749 KBtu	4.222 KBtu/SqFt	\$3,169.46	\$0.578 /CCF	\$0.024 /SqFt
SEWER	236.00 CCF			\$711.76	\$3.016 /CCF	\$0.005 /SqFt
WATER	144.00 CCF			\$617.27	\$4.287 /CCF	\$0.005 /SqFt
<b>Totals:</b>		<b>762,703 KBtu</b>	<b>5.701 KBtu/SqFt</b>	<b>\$13,044.57</b>		

## Energy

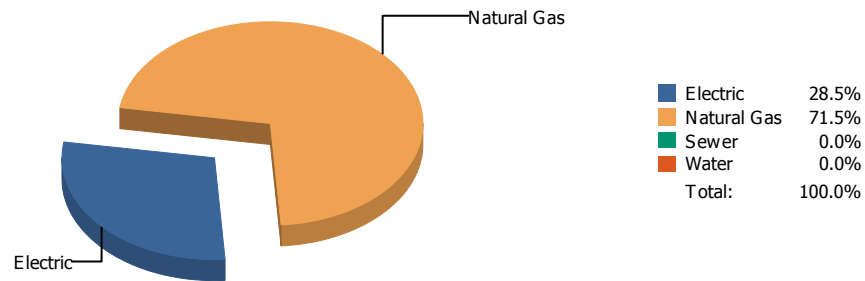


## Cost

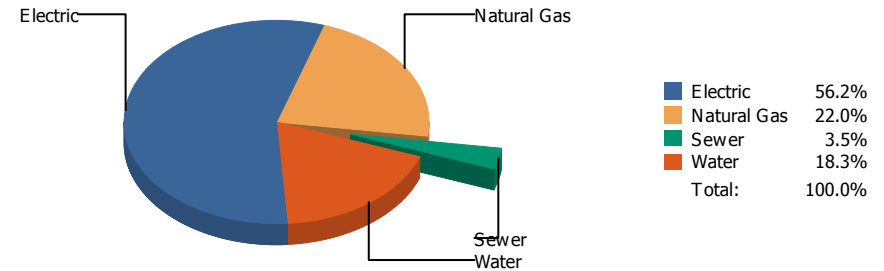


Commodity	Common Use	Energy Use	Energy Use / Area	Total Cost	Cost / Unit	Cost / Area
Place: [AUSTIN] AUSTIN      002 [BUILDING]						
Area: 269,216 SqFt						
Billing Period: Jan 2018						
ELECTRIC	24,367.00 kWh	83,165 KBtu	0.309 KBtu/SqFt	\$3,003.01	\$0.123 /kWh	\$0.011 /SqFt
NATURALGAS	10,444.00 CCF	1,075,732 KBtu	3.996 KBtu/SqFt	\$6,183.19	\$0.592 /CCF	\$0.023 /SqFt
SEWER	661.00 CCF			\$1,930.77	\$2.921 /CCF	\$0.007 /SqFt
WATER	779.00 CCF			\$2,543.09	\$3.265 /CCF	\$0.009 /SqFt
<b>Totals:</b>		<b>1,158,897 KBtu</b>	<b>4.305 KBtu/SqFt</b>	<b>\$13,660.06</b>		

## Energy

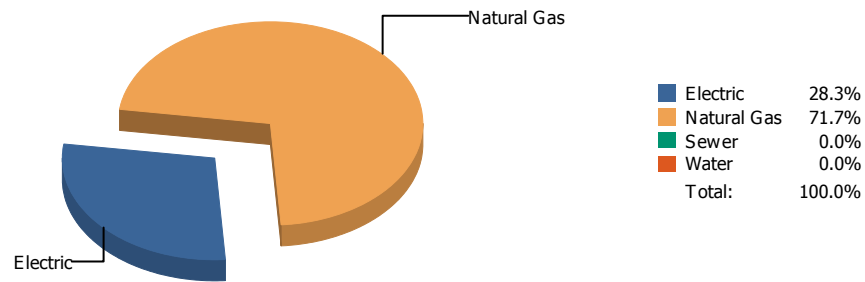


## Cost

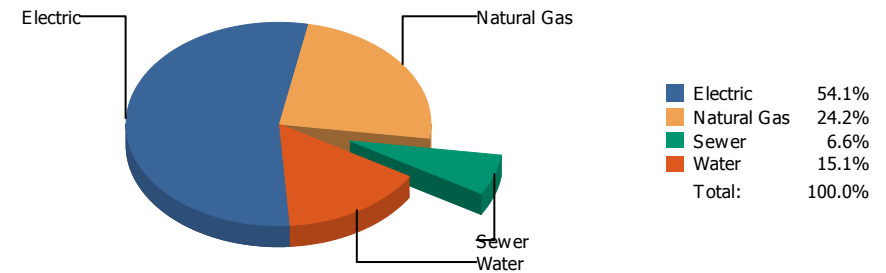


Commodity	Common Use	Energy Use	Energy Use / Area	Total Cost	Cost / Unit	Cost / Area
<b>Place: [BARRON ELEMENTARY] Barron Elementary 165 [BUILDING]</b>						
<b>Area: 87,818 SqFt</b>						
<b>Billing Period: Jan 2018</b>						
ELECTRIC	53,250.00 kWh	181,742 KBtu	2.070 KBtu/SqFt	\$6,916.80	\$0.130 /kWh	\$0.079 /SqFt
NATURALGAS	4,425.00 CCF	455,775 KBtu	5.190 KBtu/SqFt	\$2,706.16	\$0.612 /CCF	\$0.031 /SqFt
SEWER	56.00 CCF			\$425.41	\$7.597 /CCF	\$0.005 /SqFt
WATER	291.00 CCF			\$2,256.33	\$7.754 /CCF	\$0.026 /SqFt
<b>Totals:</b>		<b>637,517 KBtu</b>	<b>7.260 KBtu/SqFt</b>	<b>\$12,304.70</b>		

## Energy



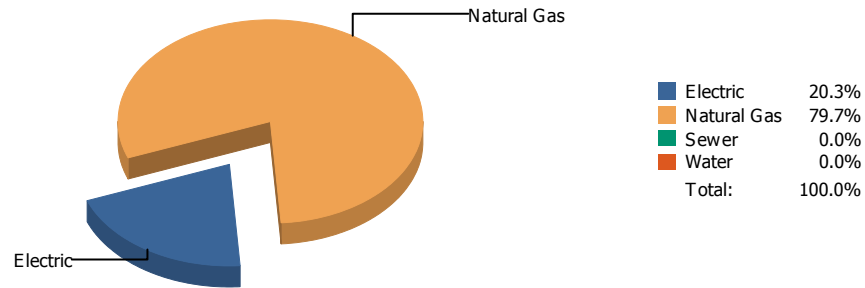
## Cost



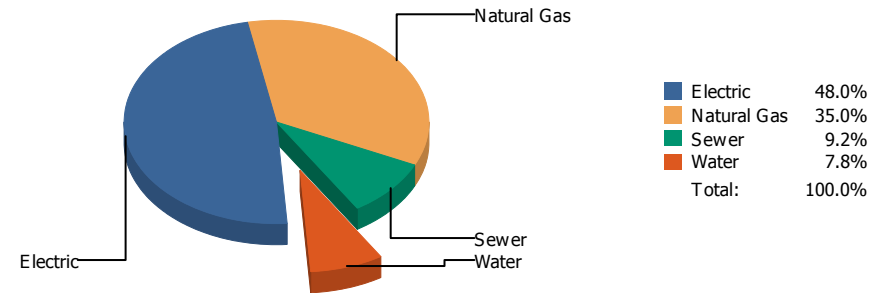
Commodity	Common Use	Energy Use	Energy Use / Area	Total Cost	Cost / Unit	Cost / Area
<b>Place: [BASSETT] BASSETT      049 [BUILDING]</b> <b>Area: 174,250 SqFt</b> <b>Billing Period: Jan 2018</b>						
ELECTRIC	58,195.00 kWh	198,620 KBtu	1.140 KBtu/SqFt	\$6,647.44	\$0.114 /kWh	\$0.038 /SqFt
NATURALGAS	4,882.00 CCF	502,846 KBtu	2.886 KBtu/SqFt	\$2,969.23	\$0.608 /CCF	\$0.017 /SqFt
SEWER	352.00 CCF			\$813.95	\$2.312 /CCF	\$0.005 /SqFt
WATER	444.00 CCF			\$1,861.43	\$4.192 /CCF	\$0.011 /SqFt
<b>Totals:</b>		<b>701,466 KBtu</b>	<b>4.026 KBtu/SqFt</b>	<b>\$12,292.05</b>		



## Energy



## Cost



Commodity	Common Use	Energy Use	Energy Use / Area	Total Cost	Cost / Unit	Cost / Area
<b>Place: [BEALL] BEALL      104 [BUILDING]</b> <b>Area: 74,454 SqFt</b> <b>Billing Period: Jan 2018</b>						
ELECTRIC	18,882.00 kWh	64,444 KBtu	0.866 KBtu/SqFt	\$2,264.19	\$0.120 /kWh	\$0.030 /SqFt
NATURALGAS	2,456.00 CCF	252,968 KBtu	3.398 KBtu/SqFt	\$1,648.10	\$0.671 /CCF	\$0.022 /SqFt
SEWER	137.00 CCF			\$433.40	\$3.164 /CCF	\$0.006 /SqFt
WATER	84.00 CCF			\$367.05	\$4.370 /CCF	\$0.005 /SqFt
<b>Totals:</b>		<b>317,412 KBtu</b>	<b>4.263 KBtu/SqFt</b>	<b>\$4,712.74</b>		

## Energy

Electric

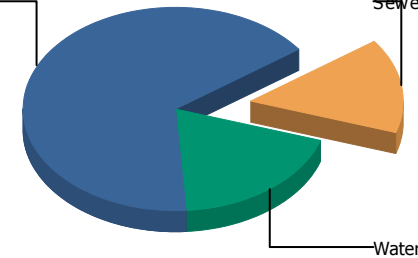


■ Electric 100.0%  
 ■ Sewer 0.0%  
 ■ Water 0.0%  
 Total: 100.0%

## Cost

Electric

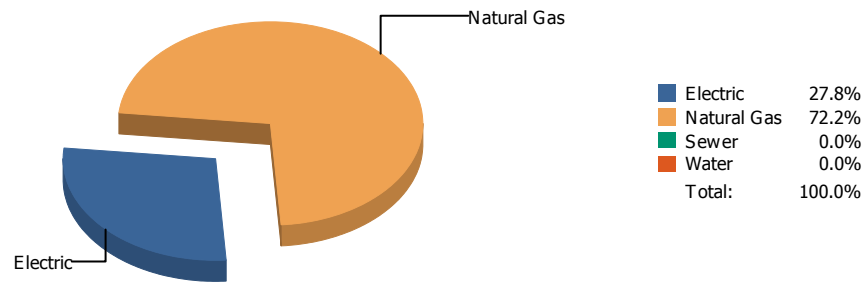
Sewer



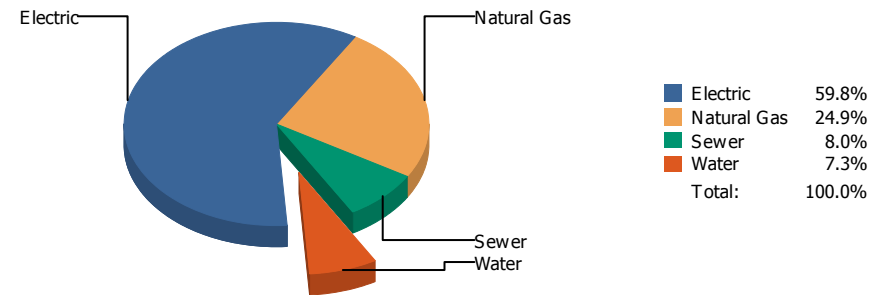
■ Electric 66.1%  
 ■ Sewer 15.1%  
 ■ Water 18.9%  
 Total: 100.0%

Commodity	Common Use	Energy Use	Energy Use / Area	Total Cost	Cost / Unit	Cost / Area
<b>Place: [BLISS] BLISS      105 [BUILDING]</b> <b>Area: 78,820 SqFt</b> <b>Billing Period: Jan 2018</b>						
ELECTRIC	25,403.00 kWh	86,700 KBtu	1.100 KBtu/SqFt	\$3,246.20	\$0.128 /kWh	\$0.041 /SqFt
SEWER	310.00 CCF			\$739.61	\$2.386 /CCF	\$0.009 /SqFt
WATER	365.00 CCF			\$926.24	\$2.538 /CCF	\$0.012 /SqFt
<b>Totals:</b>		<b>86,700 KBtu</b>	<b>1.100 KBtu/SqFt</b>	<b>\$4,912.05</b>		

## Energy

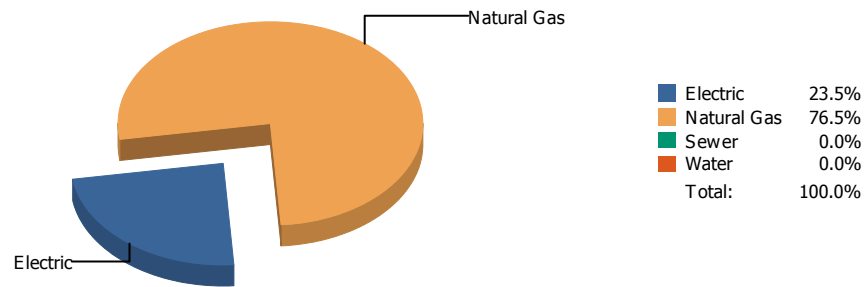


## Cost

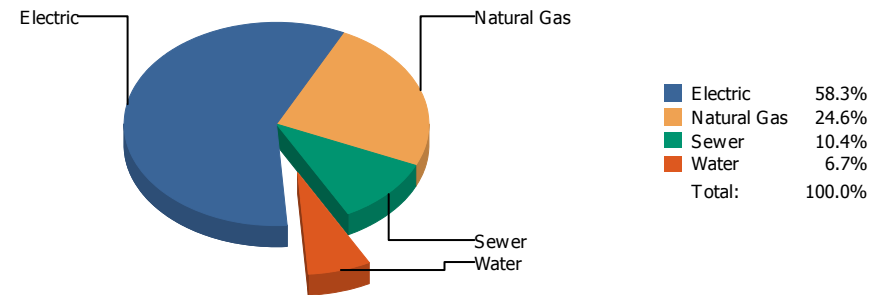


Commodity	Common Use	Energy Use	Energy Use / Area	Total Cost	Cost / Unit	Cost / Area
<b>Place: [BOND_2] BOND      160 [BUILDING]</b> <b>Area: 89,988 SqFt</b> <b>Billing Period: Jan 2018</b>						
ELECTRIC	26,210.00 kWh	89,455 KBtu	0.994 KBtu/SqFt	\$3,685.68	\$0.141 /kWh	\$0.041 /SqFt
NATURALGAS	2,250.00 CCF	231,750 KBtu	2.575 KBtu/SqFt	\$1,532.44	\$0.681 /CCF	\$0.017 /SqFt
SEWER	121.00 CCF			\$491.44	\$4.061 /CCF	\$0.005 /SqFt
WATER	60.00 CCF			\$449.57	\$7.493 /CCF	\$0.005 /SqFt
<b>Totals:</b>		<b>321,205 KBtu</b>	<b>3.569 KBtu/SqFt</b>	<b>\$6,159.13</b>		

## Energy

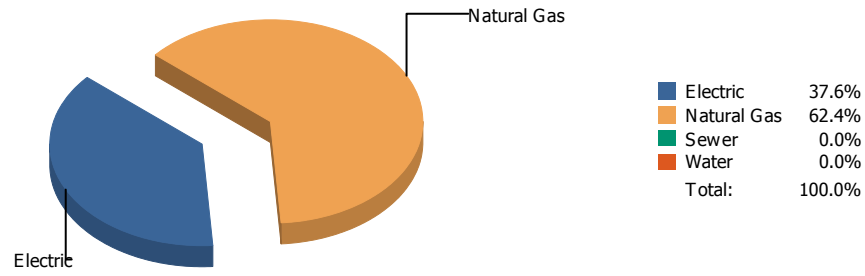


## Cost

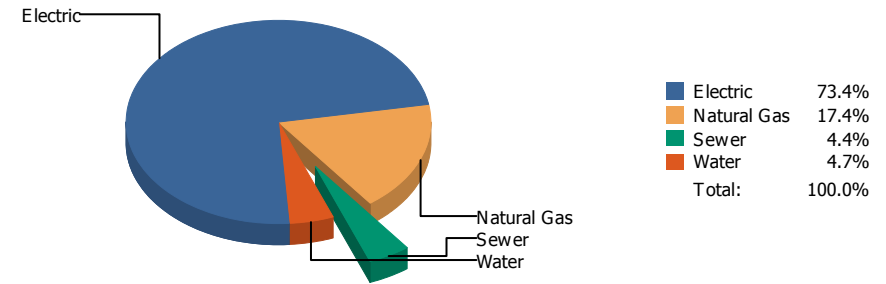


Commodity	Common Use	Energy Use	Energy Use / Area	Total Cost	Cost / Unit	Cost / Area
<b>Place: [BONHAM] BONHAM      106 [BUILDING]</b> <b>Area: 53,522 SqFt</b> <b>Billing Period: Jan 2018</b>						
ELECTRIC	24,366.00 kWh	83,161 KBtu	1.554 KBtu/SqFt	\$3,822.63	\$0.157 /kWh	\$0.071 /SqFt
NATURALGAS	2,627.00 CCF	270,581 KBtu	5.056 KBtu/SqFt	\$1,610.94	\$0.613 /CCF	\$0.030 /SqFt
SEWER	289.00 CCF			\$680.55	\$2.355 /CCF	\$0.013 /SqFt
WATER	135.00 CCF			\$442.20	\$3.276 /CCF	\$0.008 /SqFt
<b>Totals:</b>		<b>353,742 KBtu</b>	<b>6.609 KBtu/SqFt</b>	<b>\$6,556.32</b>		

## Energy

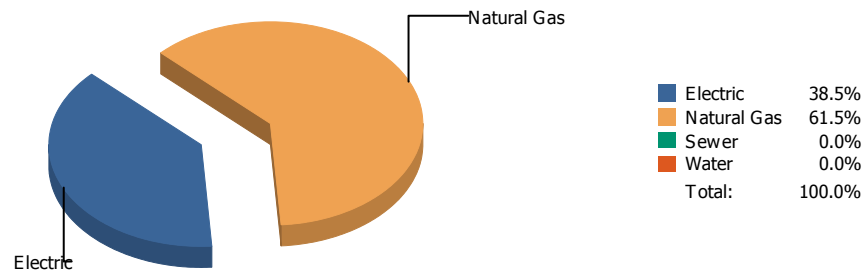


## Cost

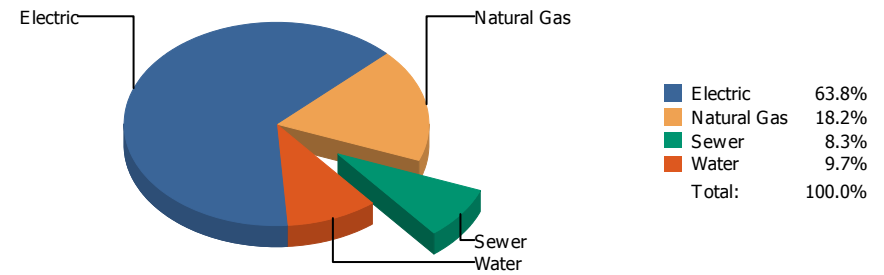


Commodity	Common Use	Energy Use	Energy Use / Area	Total Cost	Cost / Unit	Cost / Area
Place: [BOWIE] BOWIE 003 [BUILDING]						
Area: 282,931 SqFt						
Billing Period: Jan 2018						
ELECTRIC	202,844.00 kWh	692,307 KBtu	2.447 KBtu/SqFt	\$27,567.34	\$0.136 /kWh	\$0.097 /SqFt
NATURALGAS	11,174.00 CCF	1,150,922 KBtu	4.068 KBtu/SqFt	\$6,544.76	\$0.586 /CCF	\$0.023 /SqFt
SEWER	610.00 CCF			\$1,651.01	\$2.707 /CCF	\$0.006 /SqFt
WATER	563.00 CCF			\$1,781.63	\$3.165 /CCF	\$0.006 /SqFt
<b>Totals:</b>		<b>1,843,229 KBtu</b>	<b>6.515 KBtu/SqFt</b>	<b>\$37,544.74</b>		

## Energy

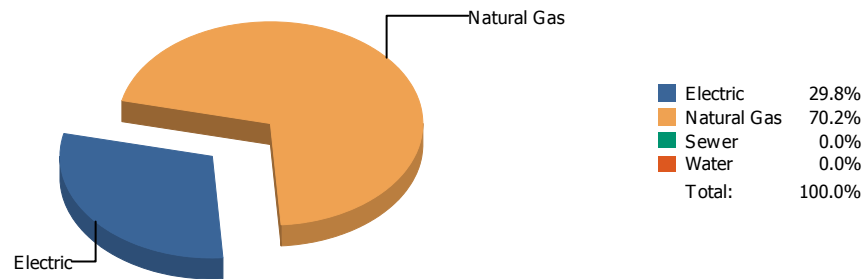


## Cost

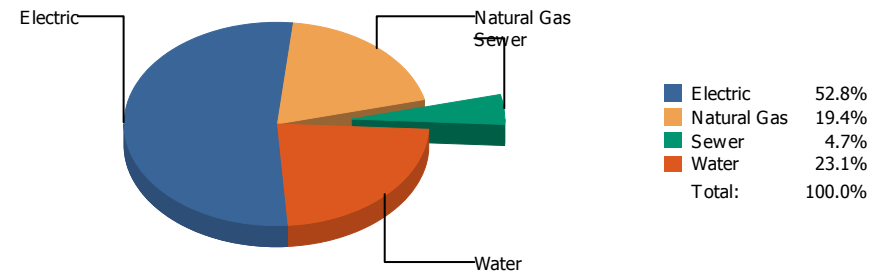


Commodity	Common Use	Energy Use	Energy Use / Area	Total Cost	Cost / Unit	Cost / Area
Place: [BRADLEY] BRADLEY 158 [BUILDING]						
Area: 59,142 SqFt						
Billing Period: Jan 2018						
ELECTRIC	26,000.00 kWh	88,738 KBtu	1.500 KBtu/SqFt	\$3,141.37	\$0.121 /kWh	\$0.053 /SqFt
NATURALGAS	1,379.00 CCF	142,037 KBtu	2.402 KBtu/SqFt	\$896.92	\$0.650 /CCF	\$0.015 /SqFt
SEWER	65.00 CCF			\$409.09	\$6.294 /CCF	\$0.007 /SqFt
WATER	84.00 CCF			\$476.53	\$5.673 /CCF	\$0.008 /SqFt
<b>Totals:</b>		<b>230,775 KBtu</b>	<b>3.902 KBtu/SqFt</b>	<b>\$4,923.91</b>		

## Energy

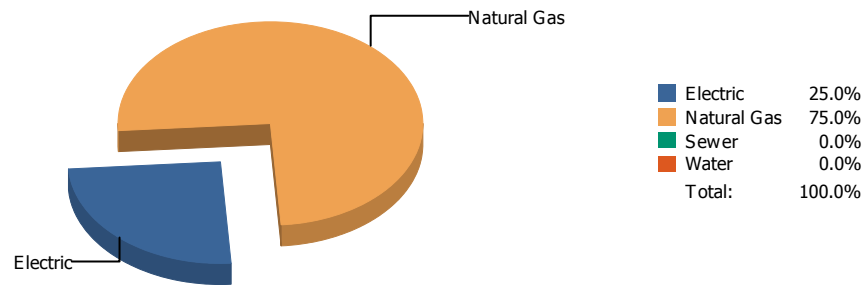


## Cost

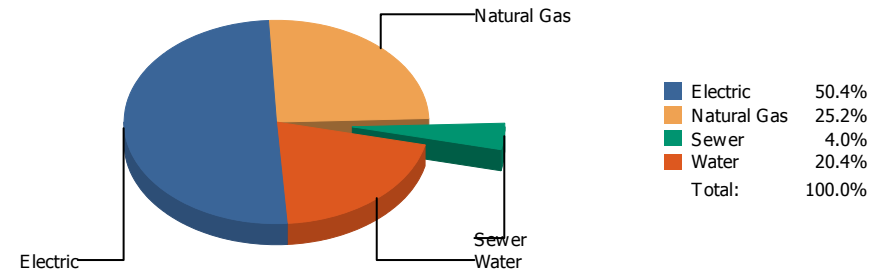


Commodity	Common Use	Energy Use	Energy Use / Area	Total Cost	Cost / Unit	Cost / Area
<b>Place: [BROWN] BROWN MIDDLE SCHOOL 056 [BUILDING]</b>						
<b>Area: 173,263 SqFt</b>						
<b>Billing Period: Jan 2018</b>						
ELECTRIC	82,600.00 kWh	281,914 KBtu	1.627 KBtu/SqFt	\$10,073.22	\$0.122 /kWh	\$0.058 /SqFt
NATURALGAS	6,441.00 CCF	663,423 KBtu	3.829 KBtu/SqFt	\$3,699.92	\$0.574 /CCF	\$0.021 /SqFt
SEWER	339.00 CCF			\$894.07	\$2.637 /CCF	\$0.005 /SqFt
WATER	1,111.00 CCF			\$4,405.04	\$3.965 /CCF	\$0.025 /SqFt
<b>Totals:</b>		<b>945,337 KBtu</b>	<b>5.456 KBtu/SqFt</b>	<b>\$19,072.25</b>		

## Energy



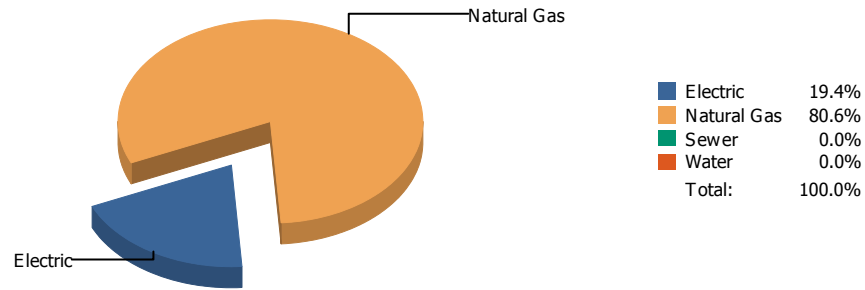
## Cost



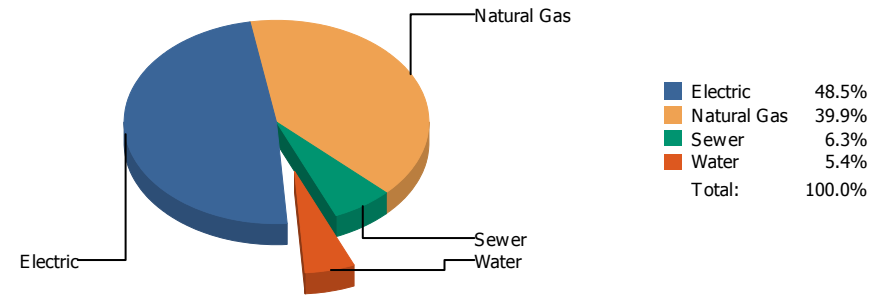
Commodity	Common Use	Energy Use	Energy Use / Area	Total Cost	Cost / Unit	Cost / Area
Place: [BURGES] BURGES 004 [BUILDING]						
Area: 241,219 SqFt						
Billing Period: Jan 2018						
ELECTRIC	99,289.00 kWh	338,873 KBtu	1.405 KBtu/SqFt	\$11,620.97	\$0.117 /kWh	\$0.048 /SqFt
NATURALGAS	9,879.00 CCF	1,017,537 KBtu	4.218 KBtu/SqFt	\$5,812.81	\$0.588 /CCF	\$0.024 /SqFt
SEWER	249.00 CCF			\$925.68	\$3.718 /CCF	\$0.004 /SqFt
WATER	927.00 CCF			\$4,701.95	\$5.072 /CCF	\$0.019 /SqFt
<b>Totals:</b>		<b>1,356,410 KBtu</b>	<b>5.623 KBtu/SqFt</b>	<b>\$23,061.41</b>		



## Energy

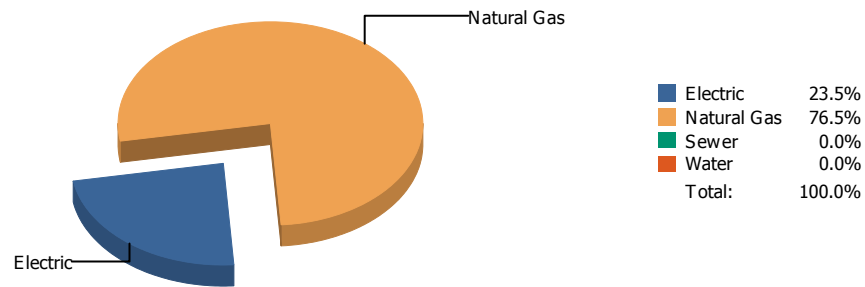


## Cost

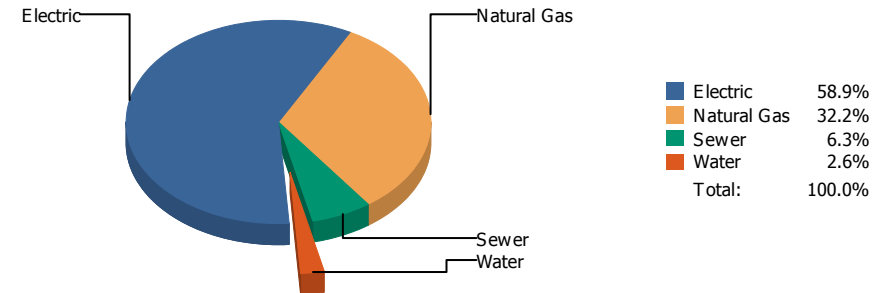


Commodity	Common Use	Energy Use	Energy Use / Area	Total Cost	Cost / Unit	Cost / Area
Place: [BURLESON] BURLESON 107 [BUILDING]						
Area: 73,772 SqFt						
Billing Period: Jan 2018						
ELECTRIC	20,490.00 kWh	69,932 KBtu	0.948 KBtu/SqFt	\$2,410.73	\$0.118 /kWh	\$0.033 /SqFt
NATURALGAS	2,829.00 CCF	291,387 KBtu	3.950 KBtu/SqFt	\$1,985.28	\$0.702 /CCF	\$0.027 /SqFt
SEWER	79.00 CCF			\$312.55	\$3.956 /CCF	\$0.004 /SqFt
WATER	75.00 CCF			\$266.76	\$3.557 /CCF	\$0.004 /SqFt
<b>Totals:</b>		<b>361,319 KBtu</b>	<b>4.898 KBtu/SqFt</b>	<b>\$4,975.32</b>		

## Energy

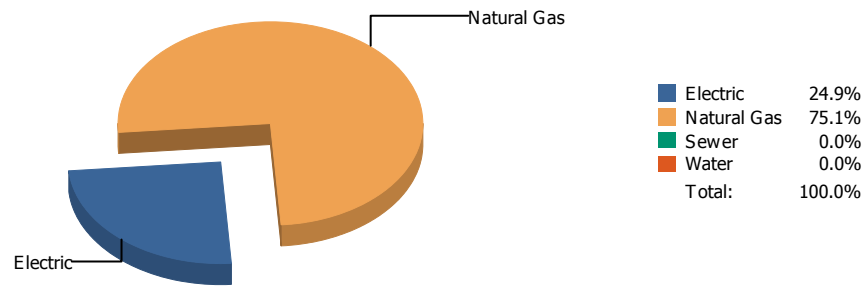


## Cost

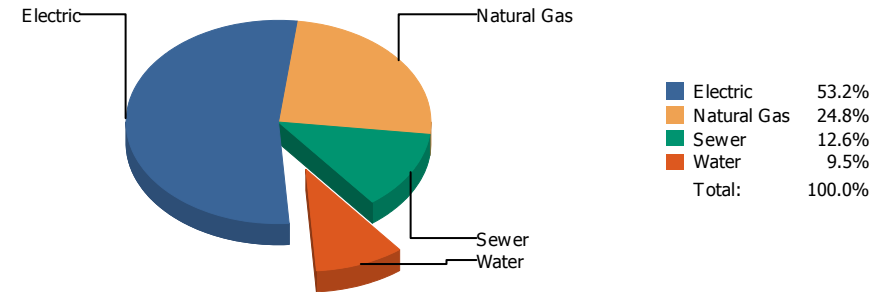


Commodity	Common Use	Energy Use	Energy Use / Area	Total Cost	Cost / Unit	Cost / Area
<b>Place: [BURNET] BURNET      108 [BUILDING]</b> <b>Area: 50,520 SqFt</b> <b>Billing Period: Jan 2018</b>						
ELECTRIC	23,502.00 kWh	80,212 KBtu	1.588 KBtu/SqFt	\$3,065.25	\$0.130 /kWh	\$0.061 /SqFt
NATURALGAS	2,540.00 CCF	261,620 KBtu	5.179 KBtu/SqFt	\$1,673.20	\$0.659 /CCF	\$0.033 /SqFt
SEWER	88.00 CCF			\$328.48	\$3.733 /CCF	\$0.006 /SqFt
WATER	7.00 CCF			\$135.28	\$19.326 /CCF	\$0.003 /SqFt
<b>Totals:</b>		<b>341,832 KBtu</b>	<b>6.766 KBtu/SqFt</b>	<b>\$5,202.21</b>		

## Energy

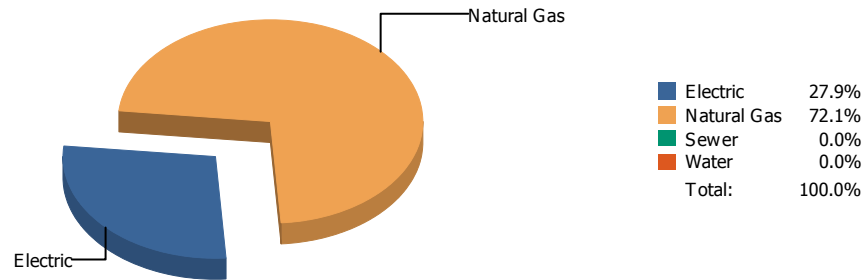


## Cost

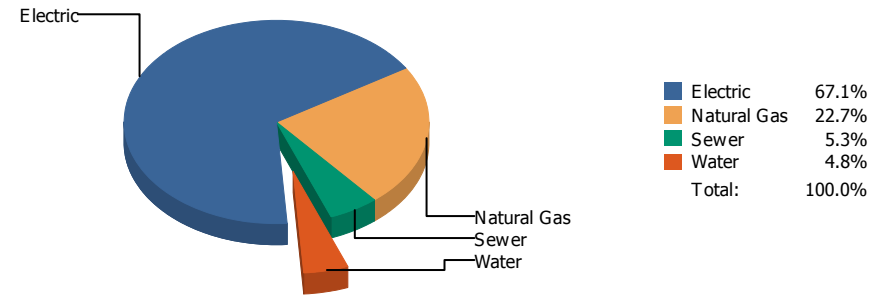


Commodity	Common Use	Energy Use	Energy Use / Area	Total Cost	Cost / Unit	Cost / Area
Place: [CANYON HILLS] CANYON HILLS 043 [BUILDING]						
Area: 133,149 SqFt						
Billing Period: Jan 2018						
ELECTRIC	47,760.00 kWh	163,005 KBtu	1.224 KBtu/SqFt	\$6,254.98	\$0.131 /kWh	\$0.047 /SqFt
NATURALGAS	4,783.90 CCF	492,742 KBtu	3.701 KBtu/SqFt	\$2,915.68	\$0.609 /CCF	\$0.022 /SqFt
SEWER	504.00 CCF			\$1,480.16	\$2.937 /CCF	\$0.011 /SqFt
WATER	222.00 CCF			\$1,112.09	\$5.009 /CCF	\$0.008 /SqFt
<b>Totals:</b>		<b>655,747 KBtu</b>	<b>4.925 KBtu/SqFt</b>	<b>\$11,762.91</b>		

## Energy



## Cost



Commodity	Common Use	Energy Use	Energy Use / Area	Total Cost	Cost / Unit	Cost / Area
<b>Place: [CAREER] CAREER AND TECHNOLOGY [BUILDING]</b>						
<b>Area: 146,485 SqFt</b>						
<b>Billing Period: Jan 2018</b>						
ELECTRIC	59,621.00 kWh	203,486 KBtu	1.389 KBtu/SqFt	\$8,739.50	\$0.147 /kWh	\$0.060 /SqFt
NATURALGAS	5,102.70 CCF	525,578 KBtu	3.588 KBtu/SqFt	\$2,958.88	\$0.580 /CCF	\$0.020 /SqFt
SEWER	245.00 CCF			\$693.20	\$2.829 /CCF	\$0.005 /SqFt
WATER	164.00 CCF			\$623.43	\$3.801 /CCF	\$0.004 /SqFt
<b>Totals:</b>		<b>729,065 KBtu</b>	<b>4.977 KBtu/SqFt</b>	<b>\$13,015.01</b>		

## Energy

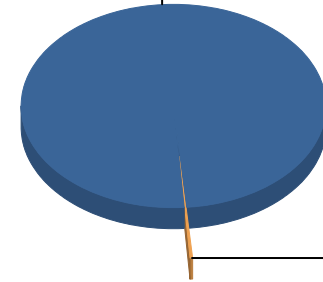
Electric



■ Electric 100.0%  
 ■ Water 0.0%  
 Total: 100.0%

## Cost

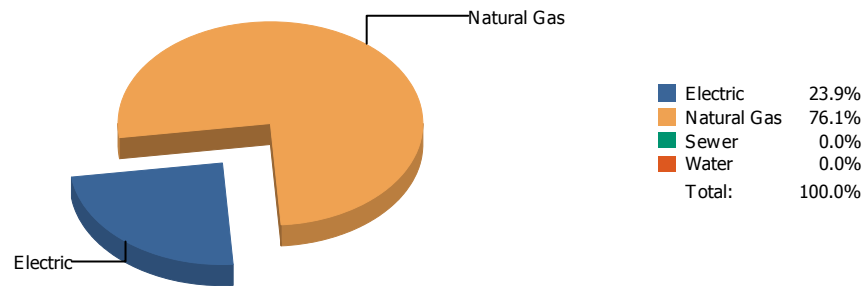
Electric



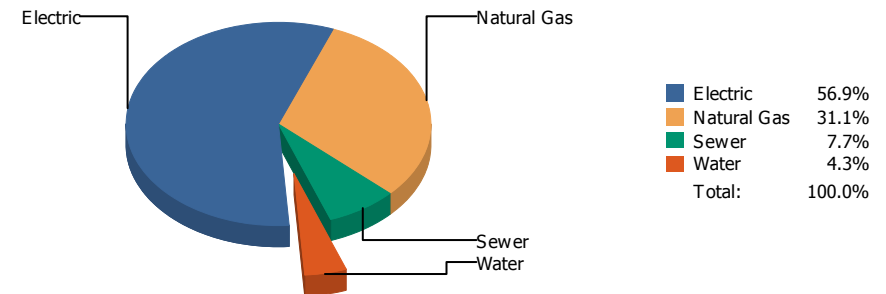
■ Electric 99.8%  
 ■ Water 0.2%  
 Total: 100.0%

Commodity	Common Use	Energy Use	Energy Use / Area	Total Cost	Cost / Unit	Cost / Area
Place: [CHAPIN] CHAPIN 012 [BUILDING]						
Area: 273,727 SqFt						
Billing Period: Jan 2018						
ELECTRIC	259,350.00 kWh	885,162 KBtu	3.234 KBtu/SqFt	\$24,572.52	\$0.095 /kWh	\$0.090 /SqFt
WATER	0.00 CCF			\$60.54	\$0.000 /CCF	\$0.000 /SqFt
<b>Totals:</b>		<b>885,162 KBtu</b>	<b>3.234 KBtu/SqFt</b>	<b>\$24,633.06</b>		

## Energy

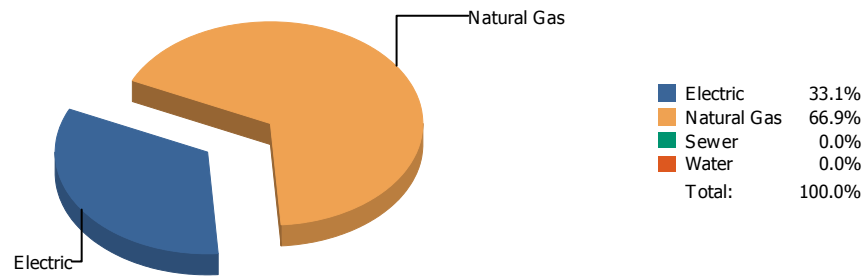


## Cost

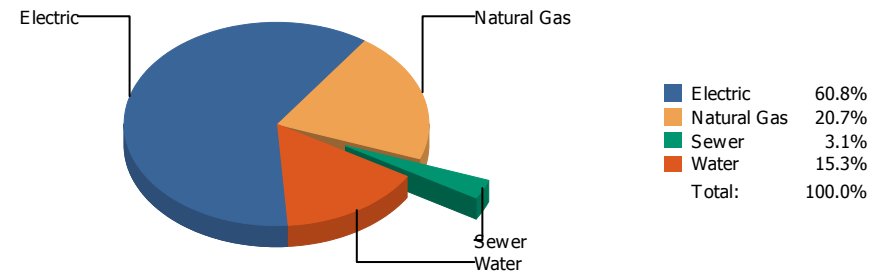


Commodity	Common Use	Energy Use	Energy Use / Area	Total Cost	Cost / Unit	Cost / Area
Place: [CHARLES] H.E. CHARLES 045 [BUILDING]						
Area: 107,867 SqFt						
Billing Period: Jan 2018						
ELECTRIC	56,498.00 kWh	192,828 KBtu	1.788 KBtu/SqFt	\$6,530.20	\$0.116 /kWh	\$0.060 /SqFt
NATURALGAS	5,958.00 CCF	613,674 KBtu	5.689 KBtu/SqFt	\$3,562.85	\$0.598 /CCF	\$0.033 /SqFt
SEWER	330.00 CCF			\$878.14	\$2.661 /CCF	\$0.008 /SqFt
WATER	79.00 CCF			\$496.85	\$6.289 /CCF	\$0.005 /SqFt
<b>Totals:</b>		<b>806,502 KBtu</b>	<b>7.477 KBtu/SqFt</b>	<b>\$11,468.04</b>		

## Energy

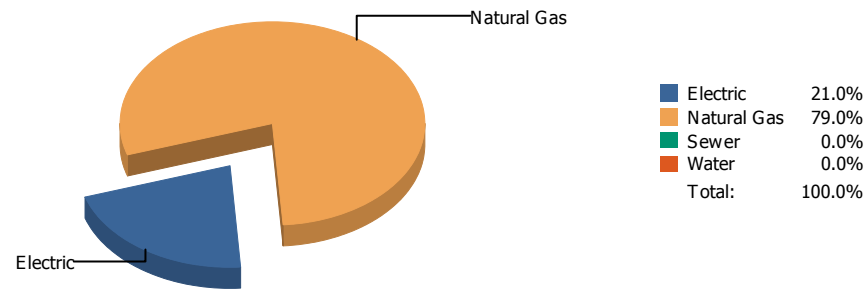


## Cost

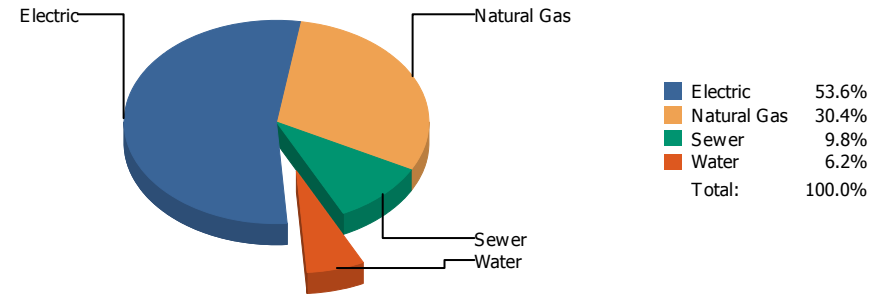


Commodity	Common Use	Energy Use	Energy Use / Area	Total Cost	Cost / Unit	Cost / Area
<b>Place: [CIELO VI] CIELO VISTA 151 [BUILDING]</b> <b>Area: 66,034 SqFt</b> <b>Billing Period: Jan 2018</b>						
ELECTRIC	50,960.00 kWh	173,926 KBtu	2.634 KBtu/SqFt	\$6,416.34	\$0.126 /kWh	\$0.097 /SqFt
NATURALGAS	3,410.00 CCF	351,230 KBtu	5.319 KBtu/SqFt	\$2,184.70	\$0.641 /CCF	\$0.033 /SqFt
SEWER	77.00 CCF			\$327.20	\$4.249 /CCF	\$0.005 /SqFt
WATER	282.00 CCF			\$1,618.23	\$5.738 /CCF	\$0.024 /SqFt
<b>Totals:</b>		<b>525,156 KBtu</b>	<b>7.953 KBtu/SqFt</b>	<b>\$10,546.47</b>		

## Energy



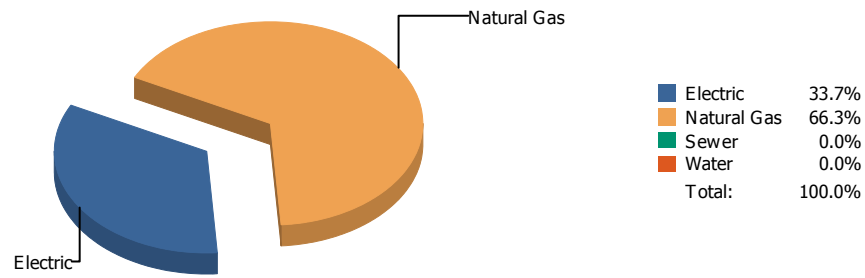
## Cost



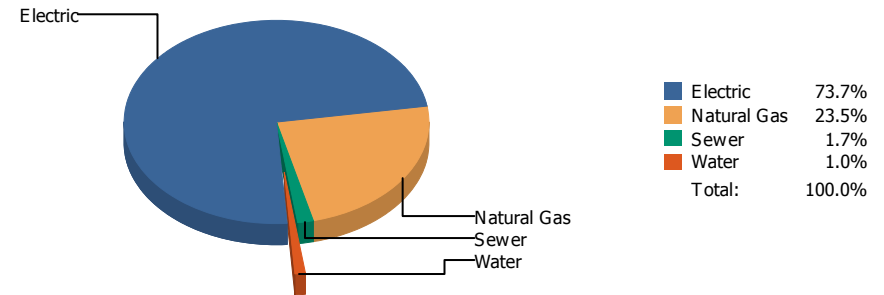
Commodity	Common Use	Energy Use	Energy Use / Area	Total Cost	Cost / Unit	Cost / Area
<b>Place: [CLARDY] CLARDY      109 [BUILDING]</b> <b>Area: 70,700 SqFt</b> <b>Billing Period: Jan 2018</b>						
ELECTRIC	24,805.00 kWh	84,659 KBtu	1.197 KBtu/SqFt	\$3,529.07	\$0.142 /kWh	\$0.050 /SqFt
NATURALGAS	3,090.00 CCF	318,270 KBtu	4.502 KBtu/SqFt	\$2,001.41	\$0.648 /CCF	\$0.028 /SqFt
SEWER	207.00 CCF			\$643.66	\$3.109 /CCF	\$0.009 /SqFt
WATER	94.00 CCF			\$408.29	\$4.344 /CCF	\$0.006 /SqFt
<b>Totals:</b>		<b>402,929 KBtu</b>	<b>5.699 KBtu/SqFt</b>	<b>\$6,582.43</b>		



## Energy

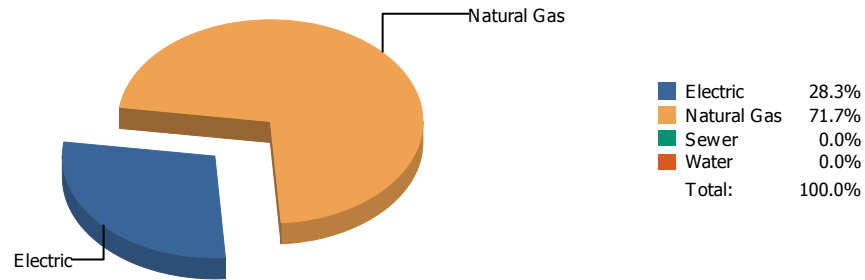


## Cost

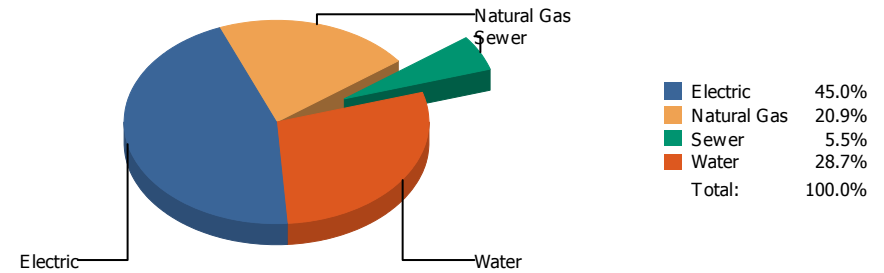


Commodity	Common Use	Energy Use	Energy Use / Area	Total Cost	Cost / Unit	Cost / Area
<b>Place: [CLEDENIN] CLEDENIN 149 [BUILDING]</b> <b>Area: 62,721 SqFt</b> <b>Billing Period: Jan 2018</b>						
ELECTRIC	30,068.00 kWh	102,622 KBtu	1.636 KBtu/SqFt	\$3,813.22	\$0.127 /kWh	\$0.061 /SqFt
NATURALGAS	1,956.00 CCF	201,468 KBtu	3.212 KBtu/SqFt	\$1,216.43	\$0.622 /CCF	\$0.019 /SqFt
SEWER	1.00 CCF			\$88.13	\$88.130 /CCF	\$0.001 /SqFt
WATER	1.00 CCF			\$53.60	\$53.600 /CCF	\$0.001 /SqFt
<b>Totals:</b>		<b>304,090 KBtu</b>	<b>4.848 KBtu/SqFt</b>	<b>\$5,171.38</b>		

## Energy

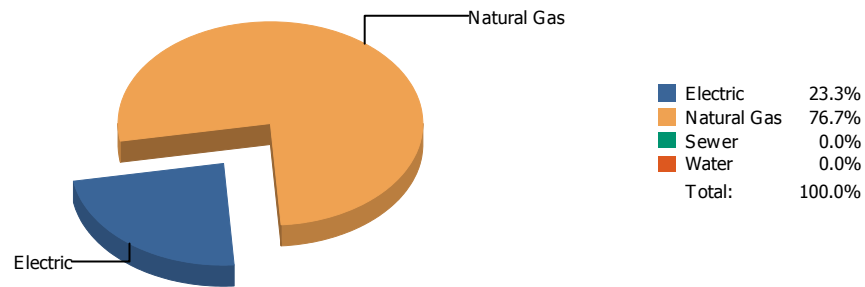


## Cost

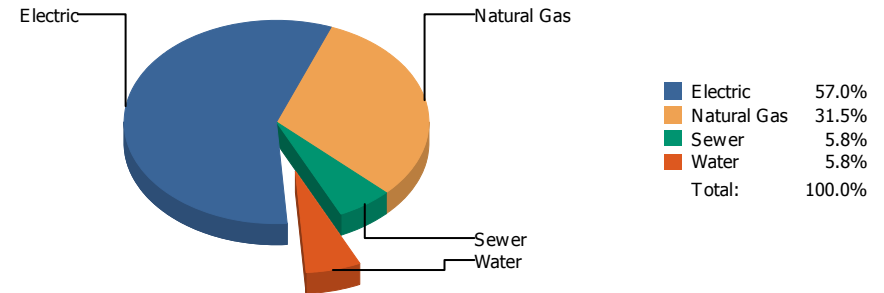


Commodity	Common Use	Energy Use	Energy Use / Area	Total Cost	Cost / Unit	Cost / Area
Place: [COLDWELL] COLDWELL 110 [BUILDING]						
Area: 67,310 SqFt						
Billing Period: Jan 2018						
ELECTRIC	24,176.00 kWh	82,513 KBtu	1.226 KBtu/SqFt	\$3,245.91	\$0.134 /kWh	\$0.048 /SqFt
NATURALGAS	2,029.00 CCF	208,987 KBtu	3.105 KBtu/SqFt	\$1,506.04	\$0.742 /CCF	\$0.022 /SqFt
SEWER	87.00 CCF			\$395.35	\$4.544 /CCF	\$0.006 /SqFt
WATER	347.00 CCF			\$2,071.13	\$5.969 /CCF	\$0.031 /SqFt
<b>Totals:</b>		<b>291,500 KBtu</b>	<b>4.331 KBtu/SqFt</b>	<b>\$7,218.43</b>		

## Energy

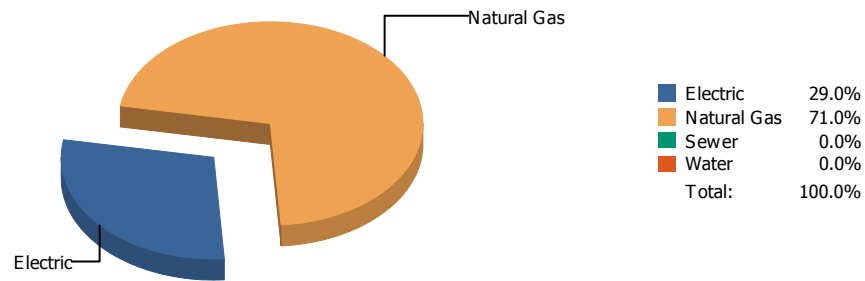


## Cost

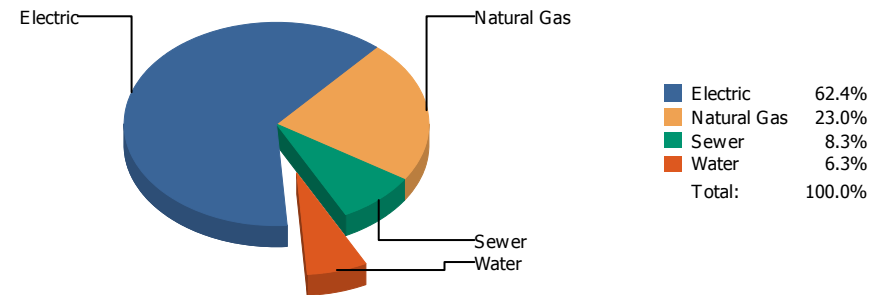


Commodity	Common Use	Energy Use	Energy Use / Area	Total Cost	Cost / Unit	Cost / Area
<b>Place: [COLLINS] COLLINS      142 [BUILDING]</b> <b>Area: 81,245 SqFt</b> <b>Billing Period: Jan 2018</b>						
ELECTRIC	47,277.00 kWh	161,356 KBtu	1.986 KBtu/SqFt	\$5,644.36	\$0.119 /kWh	\$0.069 /SqFt
NATURALGAS	5,145.00 CCF	529,935 KBtu	6.523 KBtu/SqFt	\$3,114.71	\$0.605 /CCF	\$0.038 /SqFt
SEWER	215.00 CCF			\$571.46	\$2.658 /CCF	\$0.007 /SqFt
WATER	165.00 CCF			\$570.85	\$3.460 /CCF	\$0.007 /SqFt
<b>Totals:</b>		<b>691,291 KBtu</b>	<b>8.509 KBtu/SqFt</b>	<b>\$9,901.38</b>		

## Energy

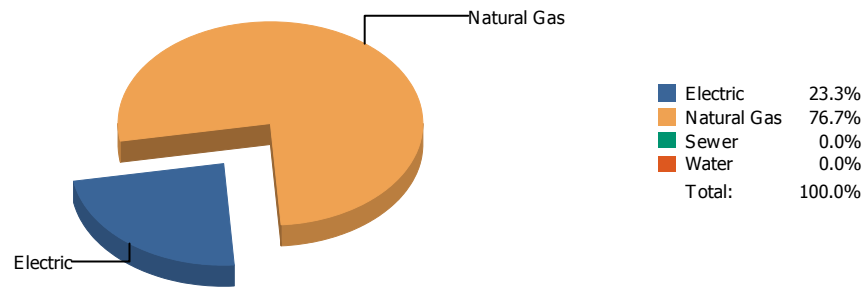


## Cost

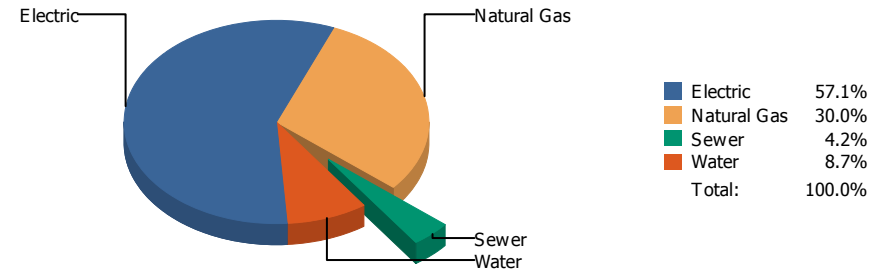


Commodity	Common Use	Energy Use	Energy Use / Area	Total Cost	Cost / Unit	Cost / Area
<b>Place: [COOLEY] COOLEY      111 [BUILDING]</b> <b>Area: 95,590 SqFt</b> <b>Billing Period: Jan 2018</b>						
ELECTRIC	46,200.00 kWh	157,681 KBtu	1.650 KBtu/SqFt	\$6,448.86	\$0.140 /kWh	\$0.067 /SqFt
NATURALGAS	3,754.00 CCF	386,662 KBtu	4.045 KBtu/SqFt	\$2,378.17	\$0.634 /CCF	\$0.025 /SqFt
SEWER	191.00 CCF			\$856.70	\$4.485 /CCF	\$0.009 /SqFt
WATER	83.00 CCF			\$653.33	\$7.871 /CCF	\$0.007 /SqFt
<b>Totals:</b>		<b>544,343 KBtu</b>	<b>5.695 KBtu/SqFt</b>	<b>\$10,337.06</b>		

## Energy

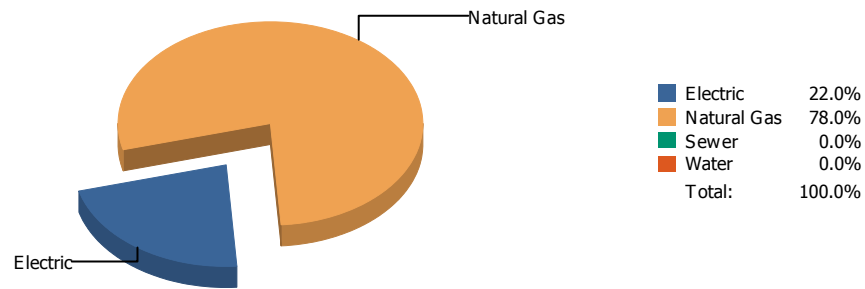


## Cost

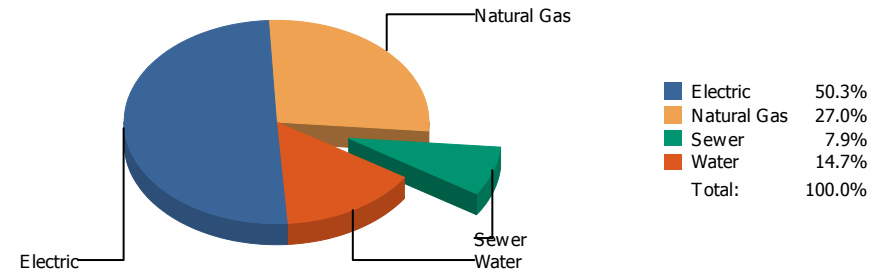


Commodity	Common Use	Energy Use	Energy Use / Area	Total Cost	Cost / Unit	Cost / Area
Place: [CORONADO] CORONADO 005 [BUILDING]						
Area: 406,757 SqFt						
Billing Period: Jan 2018						
ELECTRIC	204,191.00 kWh	696,904 KBtu	1.713 KBtu/SqFt	\$23,995.43	\$0.118 /kWh	\$0.058 /SqFt
NATURALGAS	22,323.00 CCF	2,299,269 KBtu	5.653 KBtu/SqFt	\$12,617.52	\$0.565 /CCF	\$0.031 /SqFt
SEWER	754.00 CCF			\$1,757.04	\$2.330 /CCF	\$0.004 /SqFt
WATER	1,947.00 CCF			\$3,663.05	\$1.881 /CCF	\$0.009 /SqFt
<b>Totals:</b>		<b>2,996,173 KBtu</b>	<b>7.366 KBtu/SqFt</b>	<b>\$42,033.04</b>		

## Energy

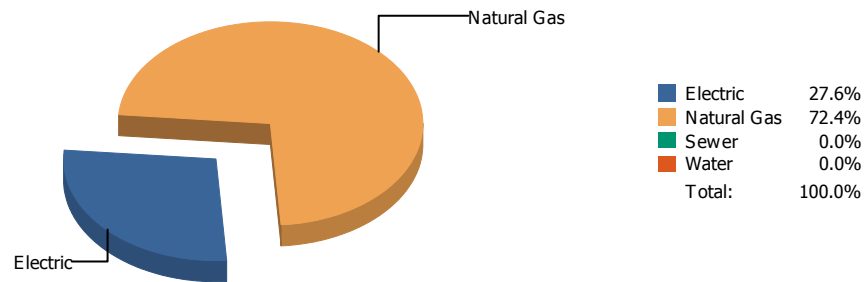


## Cost

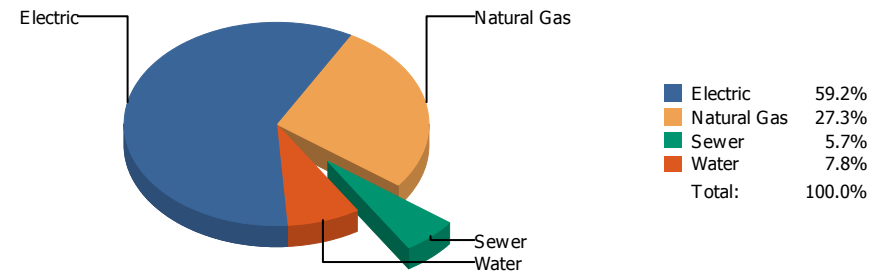


Commodity	Common Use	Energy Use	Energy Use / Area	Total Cost	Cost / Unit	Cost / Area
Place: [CROCKETT_1] CROCKETT 112 [BUILDING]						
Area: 92,585 SqFt						
Billing Period: Jan 2018						
ELECTRIC	22,458.00 kWh	76,649 KBtu	0.828 KBtu/SqFt	\$2,975.22	\$0.132 /kWh	\$0.032 /SqFt
NATURALGAS	2,646.00 CCF	272,538 KBtu	2.944 KBtu/SqFt	\$1,598.49	\$0.604 /CCF	\$0.017 /SqFt
SEWER	118.00 CCF			\$467.94	\$3.966 /CCF	\$0.005 /SqFt
WATER	244.00 CCF			\$870.00	\$3.566 /CCF	\$0.009 /SqFt
<b>Totals:</b>		<b>349,187 KBtu</b>	<b>3.772 KBtu/SqFt</b>	<b>\$5,911.65</b>		

## Energy

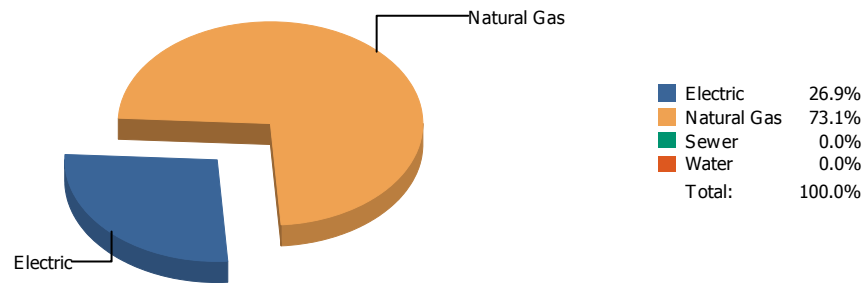


## Cost

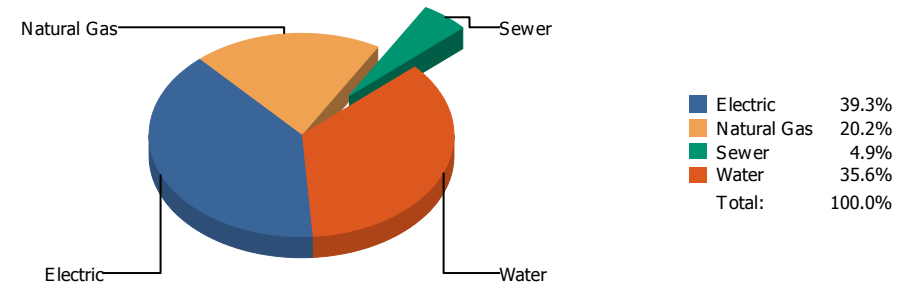


Commodity	Common Use	Energy Use	Energy Use / Area	Total Cost	Cost / Unit	Cost / Area
Place: [CROSBY] CROSBY 113 [BUILDING]						
Area: 83,100 SqFt						
Billing Period: Jan 2018						
ELECTRIC	28,283.00 kWh	96,530 KBtu	1.162 KBtu/SqFt	\$3,521.60	\$0.125 /kWh	\$0.042 /SqFt
NATURALGAS	2,462.00 CCF	253,586 KBtu	3.052 KBtu/SqFt	\$1,626.52	\$0.661 /CCF	\$0.020 /SqFt
SEWER	93.00 CCF			\$337.33	\$3.627 /CCF	\$0.004 /SqFt
WATER	134.00 CCF			\$466.68	\$3.483 /CCF	\$0.006 /SqFt
<b>Totals:</b>		<b>350,116 KBtu</b>	<b>4.213 KBtu/SqFt</b>	<b>\$5,952.13</b>		

## Energy



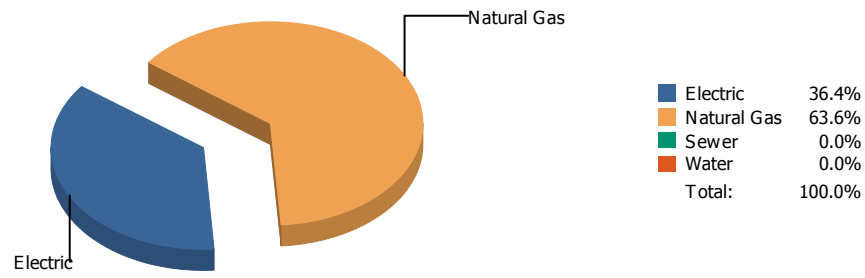
## Cost



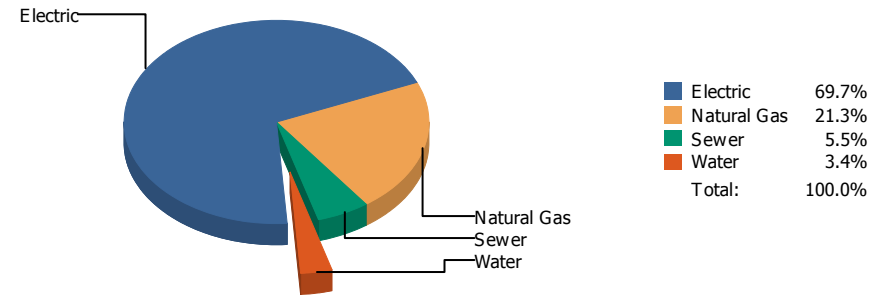
Commodity	Common Use	Energy Use	Energy Use / Area	Total Cost	Cost / Unit	Cost / Area
Place: [DOUGLASS] DOUGLASS 114 [BUILDING]						
Area: 86,903 SqFt						
Billing Period: Jan 2018						
ELECTRIC	28,188.00 kWh	96,206 KBtu	1.107 KBtu/SqFt	\$3,291.93	\$0.117 /kWh	\$0.038 /SqFt
NATURALGAS	2,544.00 CCF	262,032 KBtu	3.015 KBtu/SqFt	\$1,689.45	\$0.664 /CCF	\$0.019 /SqFt
SEWER	97.00 CCF			\$409.86	\$4.225 /CCF	\$0.005 /SqFt
WATER	519.00 CCF			\$2,982.28	\$5.746 /CCF	\$0.034 /SqFt
<b>Totals:</b>		<b>358,238 KBtu</b>	<b>4.122 KBtu/SqFt</b>	<b>\$8,373.52</b>		



## Energy

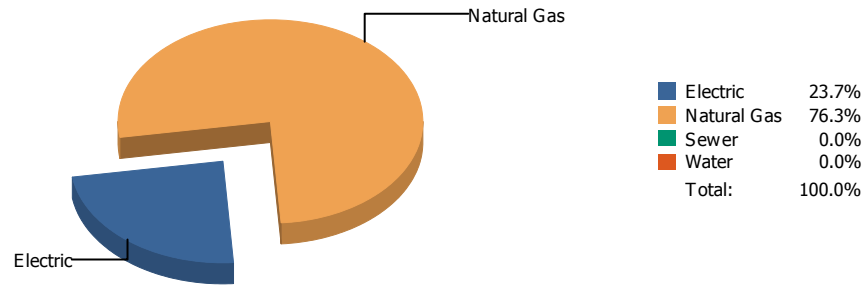


## Cost

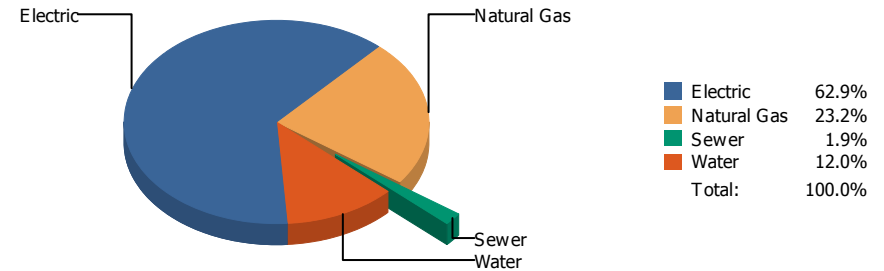


Commodity	Common Use	Energy Use	Energy Use / Area	Total Cost	Cost / Unit	Cost / Area
<b>Place: [DOWELL] DOWELL      115 [BUILDING]</b> <b>Area: 55,801 SqFt</b> <b>Billing Period: Jan 2018</b>						
ELECTRIC	19,154.00 kWh	65,373 KBtu	1.172 KBtu/SqFt	\$2,437.48	\$0.127 /kWh	\$0.044 /SqFt
NATURALGAS	1,107.50 CCF	114,073 KBtu	2.044 KBtu/SqFt	\$746.62	\$0.674 /CCF	\$0.013 /SqFt
SEWER	70.00 CCF			\$192.54	\$2.751 /CCF	\$0.003 /SqFt
WATER	16.00 CCF			\$120.59	\$7.537 /CCF	\$0.002 /SqFt
<b>Totals:</b>		<b>179,445 KBtu</b>	<b>3.216 KBtu/SqFt</b>	<b>\$3,497.23</b>		

## Energy

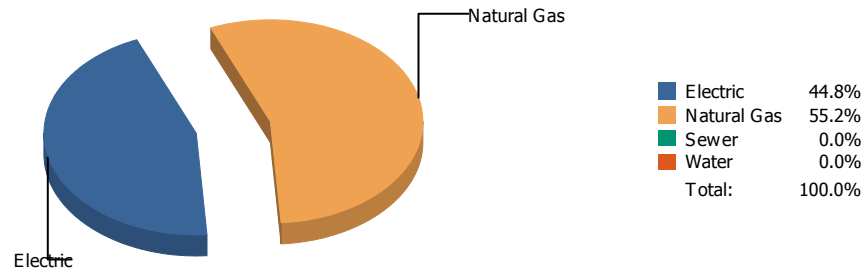


## Cost

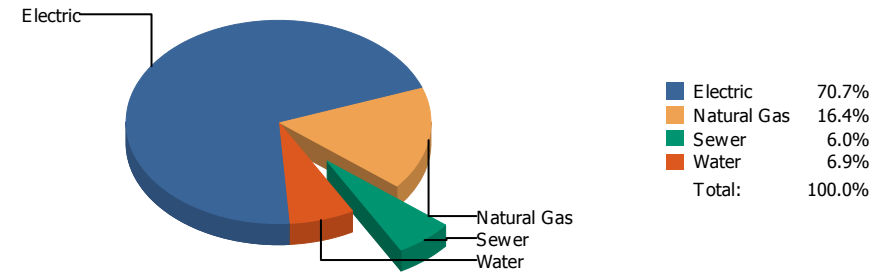


Commodity	Common Use	Energy Use	Energy Use / Area	Total Cost	Cost / Unit	Cost / Area
<b>Place: [DRHORNEDOMIDDLESCHOOL_1] DR. HORNEDO MIDDLE SCHOOL 058 [BUILDING]</b>						
<b>Area: 184,871 SqFt</b>						
<b>Billing Period: Jan 2018</b>						
ELECTRIC	82,632.00 kWh	282,023 KBtu	1.526 KBtu/SqFt	\$13,593.85	\$0.165 /kWh	\$0.074 /SqFt
NATURALGAS	8,830.00 CCF	909,490 KBtu	4.920 KBtu/SqFt	\$5,022.80	\$0.569 /CCF	\$0.027 /SqFt
SEWER	68.00 CCF			\$414.40	\$6.094 /CCF	\$0.002 /SqFt
WATER	474.00 CCF			\$2,594.98	\$5.475 /CCF	\$0.014 /SqFt
<b>Totals:</b>		<b>1,191,513 KBtu</b>	<b>6.445 KBtu/SqFt</b>	<b>\$21,626.03</b>		

## Energy

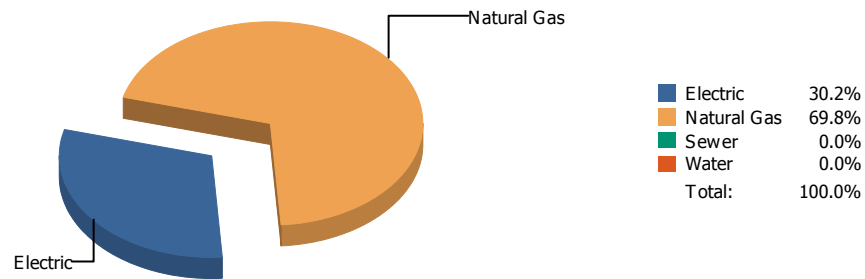


## Cost

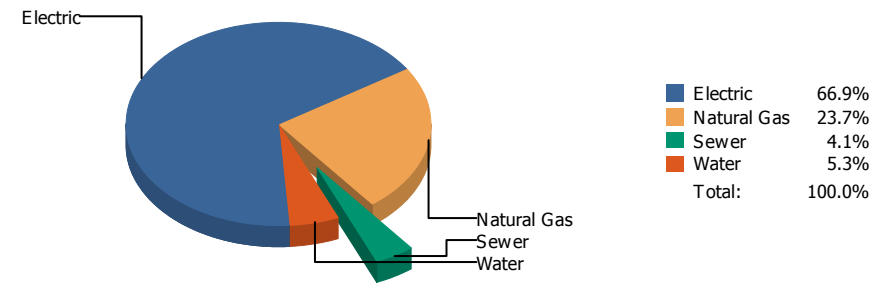


Commodity	Common Use	Energy Use	Energy Use / Area	Total Cost	Cost / Unit	Cost / Area
<b>Place: [ED CENTER] ED CENTER 919 [BUILDING]</b> <b>Area: 220,243 SqFt</b> <b>Billing Period: Jan 2018</b>						
ELECTRIC	188,798.00 kWh	644,368 KBtu	2.926 KBtu/SqFt	\$19,790.68	\$0.105 /kWh	\$0.089 /SqFt
NATURALGAS	7,720.00 CCF	795,160 KBtu	3.610 KBtu/SqFt	\$4,598.22	\$0.596 /CCF	\$0.021 /SqFt
SEWER	544.00 CCF			\$1,689.19	\$3.105 /CCF	\$0.008 /SqFt
WATER	500.00 CCF			\$1,930.73	\$3.861 /CCF	\$0.008 /SqFt
<b>Totals:</b>		<b>1,439,528 KBtu</b>	<b>6.536 KBtu/SqFt</b>	<b>\$28,008.82</b>		

## Energy

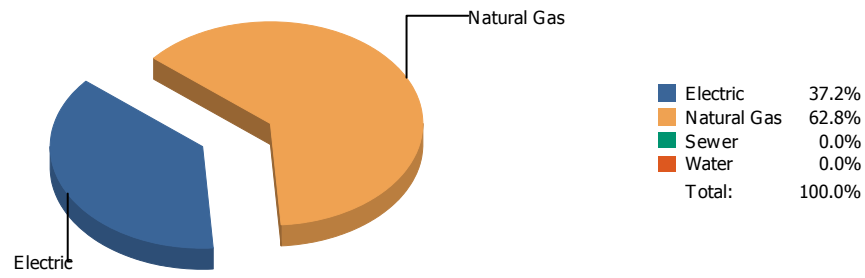


## Cost

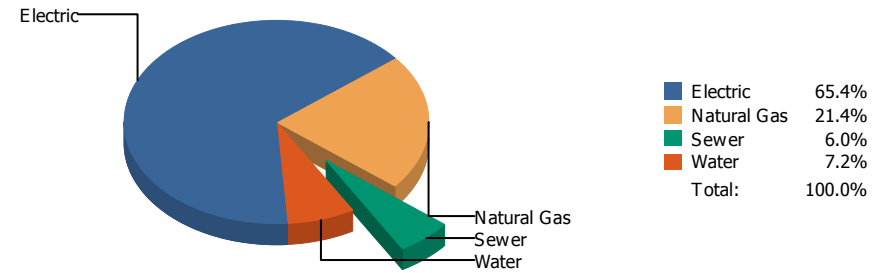


Commodity	Common Use	Energy Use	Energy Use / Area	Total Cost	Cost / Unit	Cost / Area
Place: [EL PASO] EL PASO HIGH 006 [BUILDING]						
Area: 236,062 SqFt						
Billing Period: Jan 2018						
ELECTRIC	131,570.00 kWh	449,048 KBtu	1.902 KBtu/SqFt	\$17,572.30	\$0.134 /kWh	\$0.074 /SqFt
NATURALGAS	10,053.80 CCF	1,035,541 KBtu	4.387 KBtu/SqFt	\$6,220.66	\$0.619 /CCF	\$0.026 /SqFt
SEWER	283.00 CCF			\$1,072.22	\$3.789 /CCF	\$0.004 /SqFt
WATER	212.00 CCF			\$1,401.43	\$6.611 /CCF	\$0.005 /SqFt
<b>Totals:</b>		<b>1,484,590 KBtu</b>	<b>6.289 KBtu/SqFt</b>	<b>\$26,266.61</b>		

## Energy

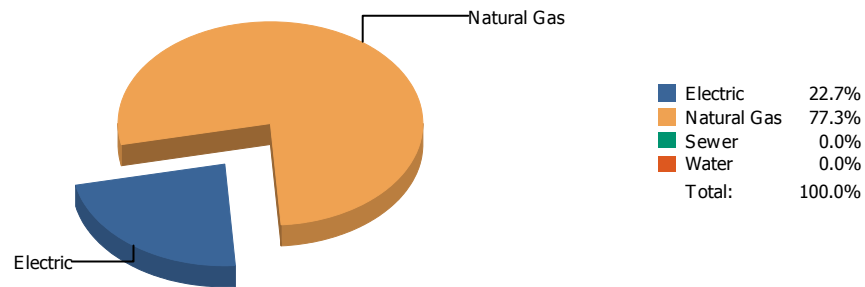


## Cost

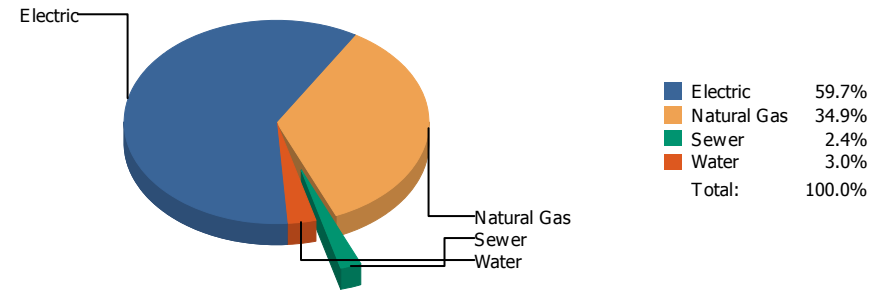


Commodity	Common Use	Energy Use	Energy Use / Area	Total Cost	Cost / Unit	Cost / Area
Place: [FANNIN] FANNIN 116 [BUILDING]						
Area: 73,291 SqFt						
Billing Period: Jan 2018						
ELECTRIC	40,367.00 kWh	137,773 KBtu	1.880 KBtu/SqFt	\$4,999.85	\$0.124 /kWh	\$0.068 /SqFt
NATURALGAS	2,259.00 CCF	232,677 KBtu	3.175 KBtu/SqFt	\$1,636.22	\$0.724 /CCF	\$0.022 /SqFt
SEWER	101.00 CCF			\$456.04	\$4.515 /CCF	\$0.006 /SqFt
WATER	105.00 CCF			\$551.46	\$5.252 /CCF	\$0.007 /SqFt
<b>Totals:</b>		<b>370,450 KBtu</b>	<b>5.055 KBtu/SqFt</b>	<b>\$7,643.57</b>		

## Energy

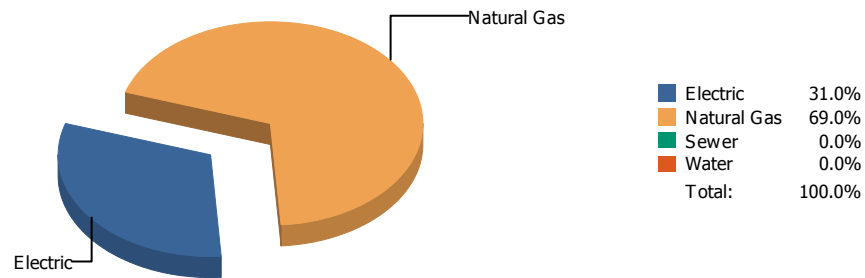


## Cost

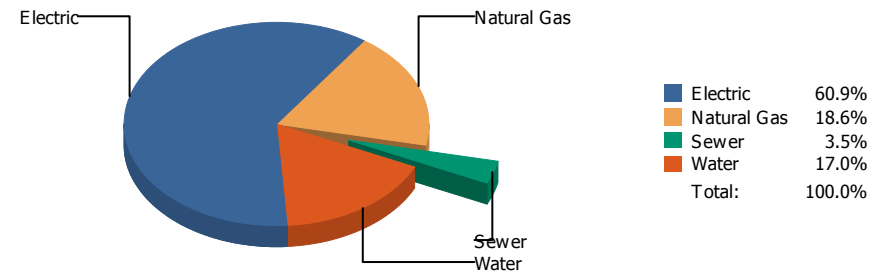


Commodity	Common Use	Energy Use	Energy Use / Area	Total Cost	Cost / Unit	Cost / Area
Place: [FRANKLIN] FRANKLIN HIGH SCHOOL 010 [BUILDING]						
Area: 329,377 SqFt						
Billing Period: Jan 2018						
ELECTRIC	203,741.00 kWh	695,368 KBtu	2.111 KBtu/SqFt	\$22,232.55	\$0.109 /kWh	\$0.067 /SqFt
NATURALGAS	23,003.80 CCF	2,369,391 KBtu	7.194 KBtu/SqFt	\$12,997.09	\$0.565 /CCF	\$0.039 /SqFt
SEWER	330.00 CCF			\$878.14	\$2.661 /CCF	\$0.003 /SqFt
WATER	377.00 CCF			\$1,110.04	\$2.944 /CCF	\$0.003 /SqFt
<b>Totals:</b>		<b>3,064,759 KBtu</b>	<b>9.305 KBtu/SqFt</b>	<b>\$37,217.82</b>		

## Energy

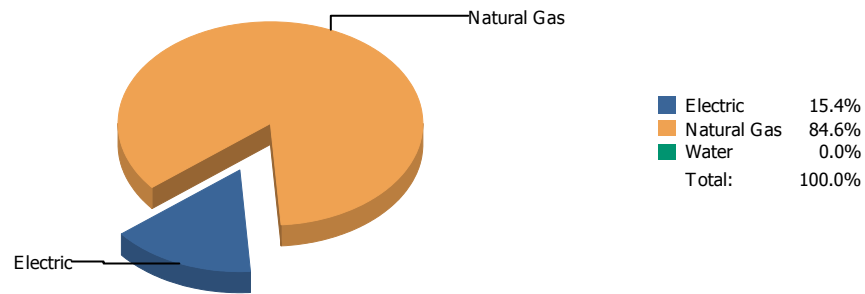


## Cost

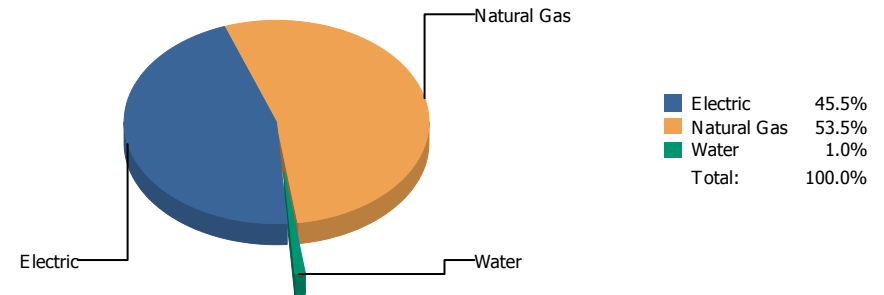


Commodity	Common Use	Energy Use	Energy Use / Area	Total Cost	Cost / Unit	Cost / Area
<b>Place: [FRANKLIN9THGRADECENTER_2] FRANKLIN 9TH GRADE CENTER 053 [BUILDING]</b>						
<b>Area: 193,158 SqFt</b>						
<b>Billing Period: Jan 2018</b>						
ELECTRIC	64,000.00 kWh	218,432 KBtu	1.131 KBtu/SqFt	\$8,958.36	\$0.140 /kWh	\$0.046 /SqFt
NATURALGAS	4,715.00 CCF	485,645 KBtu	2.514 KBtu/SqFt	\$2,744.15	\$0.582 /CCF	\$0.014 /SqFt
SEWER	124.00 CCF			\$513.52	\$4.141 /CCF	\$0.003 /SqFt
WATER	1,389.00 CCF			\$2,502.80	\$1.802 /CCF	\$0.013 /SqFt
<b>Totals:</b>		<b>704,077 KBtu</b>	<b>3.645 KBtu/SqFt</b>	<b>\$14,718.83</b>		

## Energy



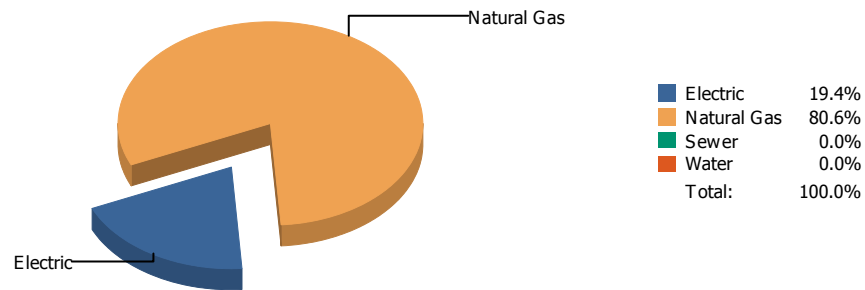
## Cost



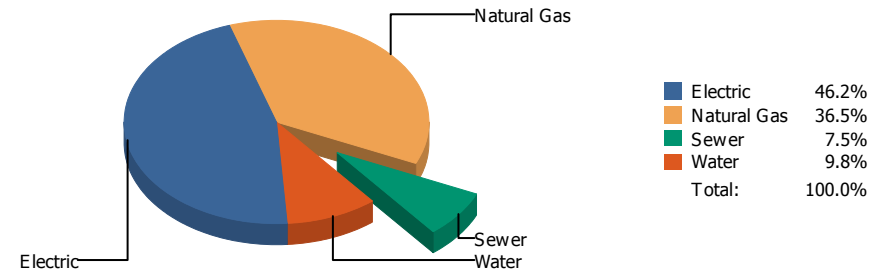
Commodity	Common Use	Energy Use	Energy Use / Area	Total Cost	Cost / Unit	Cost / Area
<b>Place: [GAMBLE] JAMES GAMBLE WAREHOUSE [BUILDING]</b>						
<b>Area: 53,241 SqFt</b>						
<b>Billing Period: Jan 2018</b>						
ELECTRIC	25,900.00 kWh	88,397 KBtu	1.660 KBtu/SqFt	\$2,335.14	\$0.090 /kWh	\$0.044 /SqFt
NATURALGAS	4,719.00 CCF	486,057 KBtu	9.129 KBtu/SqFt	\$2,746.63	\$0.582 /CCF	\$0.052 /SqFt
WATER	0.00 CCF			\$50.44	\$0.000 /CCF	\$0.001 /SqFt
<b>Totals:</b>		<b>574,454 KBtu</b>	<b>10.790 KBtu/SqFt</b>	<b>\$5,132.21</b>		



## Energy

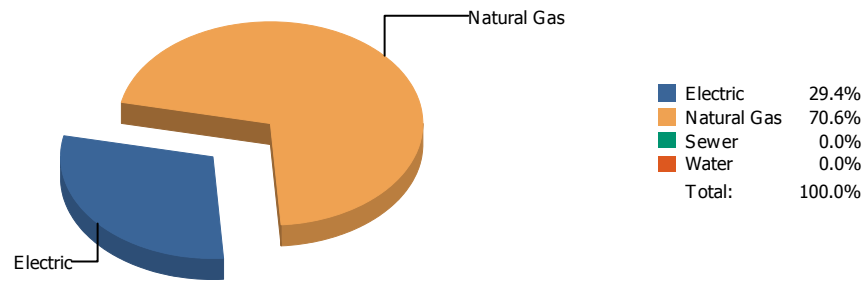


## Cost

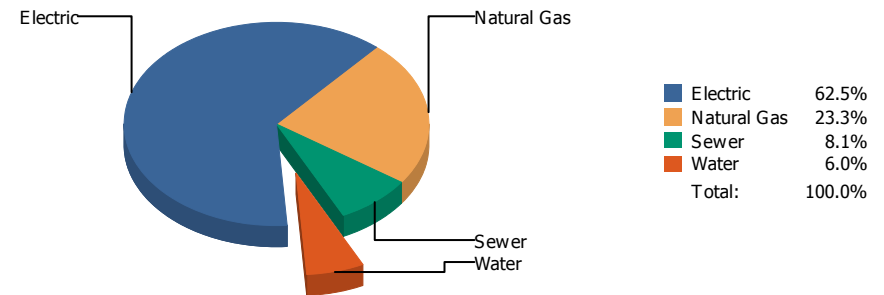


Commodity	Common Use	Energy Use	Energy Use / Area	Total Cost	Cost / Unit	Cost / Area
Place: [GREEN] GREEN ELEMENTARY SCHOOL 162 [BUILDING]						
Area: 88,156 SqFt						
Billing Period: Jan 2018						
ELECTRIC	30,600.00 kWh	104,438 KBtu	1.185 KBtu/SqFt	\$3,295.86	\$0.108 /kWh	\$0.037 /SqFt
NATURALGAS	4,224.00 CCF	435,072 KBtu	4.935 KBtu/SqFt	\$2,601.07	\$0.616 /CCF	\$0.029 /SqFt
SEWER	87.00 CCF			\$534.39	\$6.142 /CCF	\$0.006 /SqFt
WATER	151.00 CCF			\$700.82	\$4.641 /CCF	\$0.008 /SqFt
<b>Totals:</b>		<b>539,510 KBtu</b>	<b>6.120 KBtu/SqFt</b>	<b>\$7,132.14</b>		

## Energy

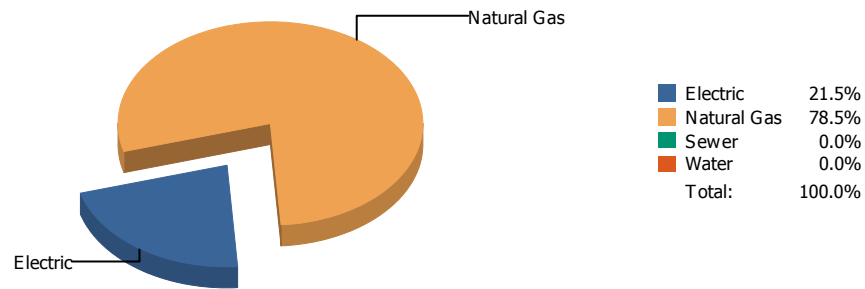


## Cost

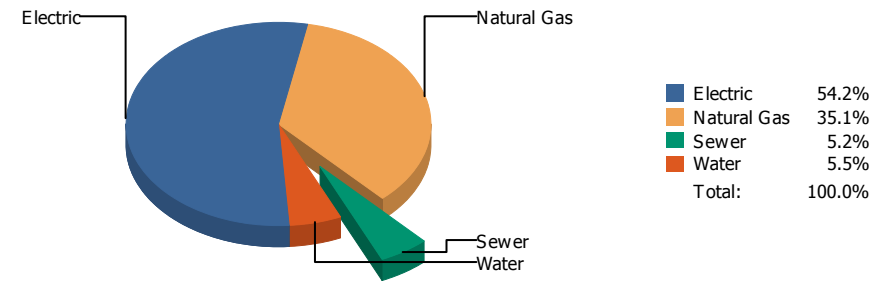


Commodity	Common Use	Energy Use	Energy Use / Area	Total Cost	Cost / Unit	Cost / Area
Place: [GUERRERO] ROSA GUERRERO ELEMENTARY 163 [BUILDING]						
Area: 88,641 SqFt						
Billing Period: Jan 2018						
ELECTRIC	37,000.00 kWh	126,281 KBtu	1.425 KBtu/SqFt	\$5,138.48	\$0.139 /kWh	\$0.058 /SqFt
NATURALGAS	2,940.50 CCF	302,872 KBtu	3.417 KBtu/SqFt	\$1,918.83	\$0.653 /CCF	\$0.022 /SqFt
SEWER	220.00 CCF			\$666.67	\$3.030 /CCF	\$0.007 /SqFt
WATER	149.00 CCF			\$496.62	\$3.333 /CCF	\$0.005 /SqFt
<b>Totals:</b>		<b>429,153 KBtu</b>	<b>4.841 KBtu/SqFt</b>	<b>\$8,220.60</b>		

## Energy

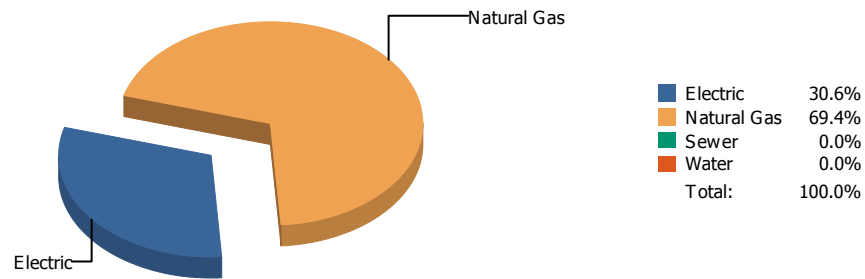


## Cost

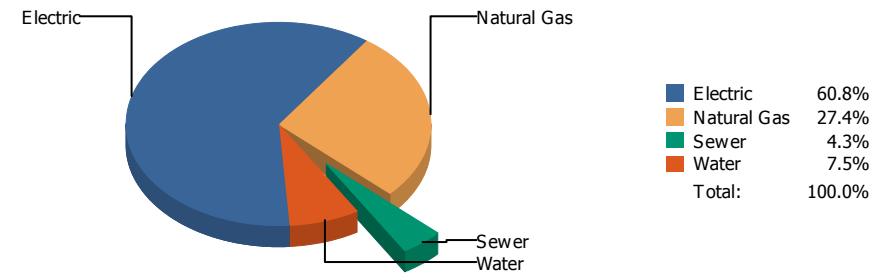


Commodity	Common Use	Energy Use	Energy Use / Area	Total Cost	Cost / Unit	Cost / Area
<b>Place: [GUILLEN] GUILLEN      044 [BUILDING]</b> <b>Area: 223,773 SqFt</b> <b>Billing Period: Jan 2018</b>						
ELECTRIC	68,503.00 kWh	233,801 KBtu	1.045 KBtu/SqFt	\$7,604.62	\$0.111 /kWh	\$0.034 /SqFt
NATURALGAS	8,264.00 CCF	851,192 KBtu	3.804 KBtu/SqFt	\$4,914.98	\$0.595 /CCF	\$0.022 /SqFt
SEWER	257.00 CCF			\$732.16	\$2.849 /CCF	\$0.003 /SqFt
WATER	193.00 CCF			\$767.38	\$3.976 /CCF	\$0.003 /SqFt
<b>Totals:</b>		<b>1,084,993 KBtu</b>	<b>4.849 KBtu/SqFt</b>	<b>\$14,019.14</b>		

## Energy

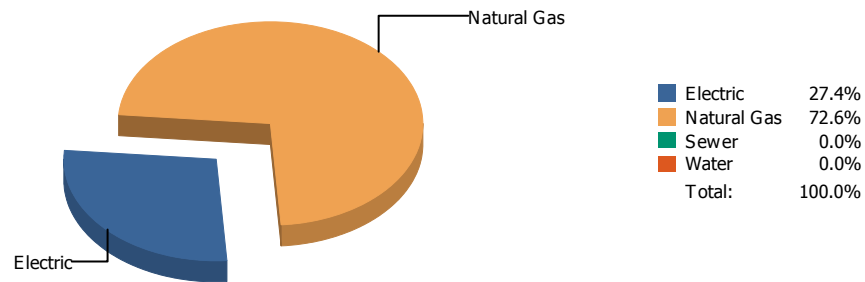


## Cost

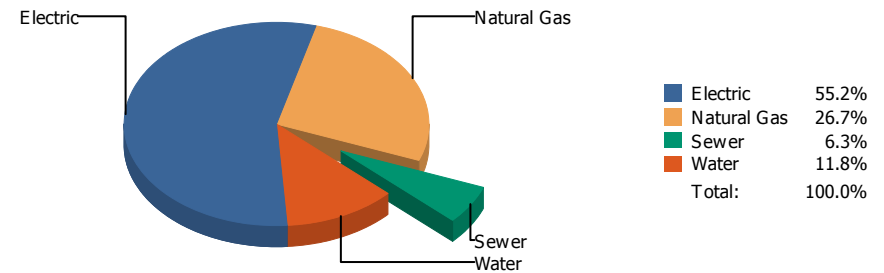


Commodity	Common Use	Energy Use	Energy Use / Area	Total Cost	Cost / Unit	Cost / Area
<b>Place: [HART] HART      118 [BUILDING]</b> <b>Area: 63,357 SqFt</b> <b>Billing Period: Jan 2018</b>						
ELECTRIC	40,440.00 kWh	138,022 KBtu	2.178 KBtu/SqFt	\$4,089.32	\$0.101 /kWh	\$0.065 /SqFt
NATURALGAS	3,034.90 CCF	312,595 KBtu	4.934 KBtu/SqFt	\$1,840.38	\$0.606 /CCF	\$0.029 /SqFt
SEWER	56.00 CCF			\$290.03	\$5.179 /CCF	\$0.005 /SqFt
WATER	65.00 CCF			\$506.10	\$7.786 /CCF	\$0.008 /SqFt
<b>Totals:</b>		<b>450,616 KBtu</b>	<b>7.112 KBtu/SqFt</b>	<b>\$6,725.83</b>		

## Energy

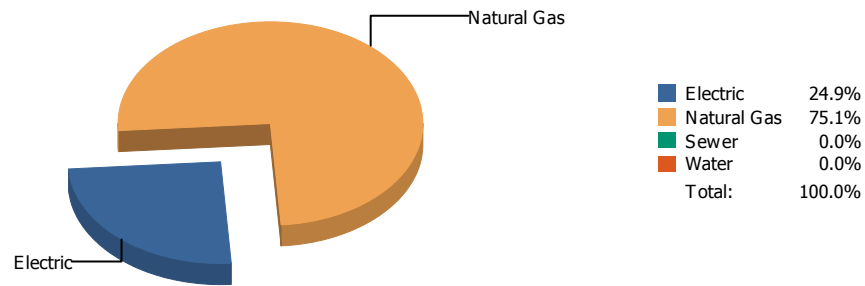


## Cost

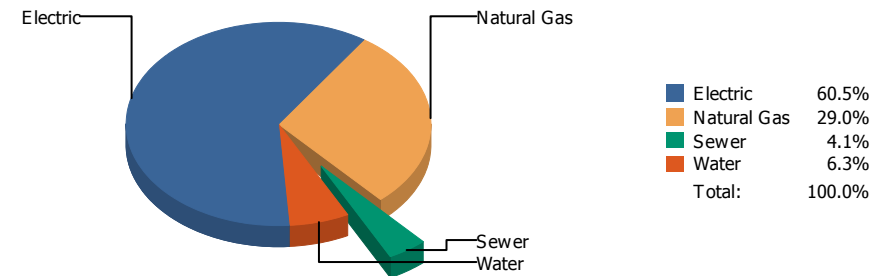


Commodity	Common Use	Energy Use	Energy Use / Area	Total Cost	Cost / Unit	Cost / Area
<b>Place: [HAWKINS] HAWKINS      119 [BUILDING]</b> <b>Area: 57,207 SqFt</b> <b>Billing Period: Jan 2018</b>						
ELECTRIC	30,754.00 kWh	104,963 KBtu	1.835 KBtu/SqFt	\$3,416.71	\$0.111 /kWh	\$0.060 /SqFt
NATURALGAS	2,699.00 CCF	277,997 KBtu	4.859 KBtu/SqFt	\$1,651.44	\$0.612 /CCF	\$0.029 /SqFt
SEWER	124.00 CCF			\$392.20	\$3.163 /CCF	\$0.007 /SqFt
WATER	222.00 CCF			\$731.64	\$3.296 /CCF	\$0.013 /SqFt
<b>Totals:</b>		<b>382,960 KBtu</b>	<b>6.694 KBtu/SqFt</b>	<b>\$6,191.99</b>		

## Energy

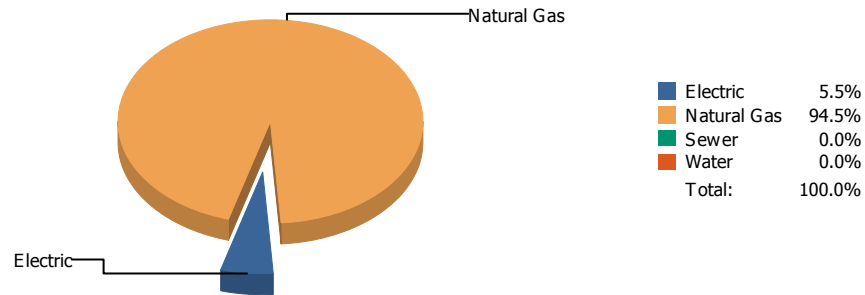


## Cost

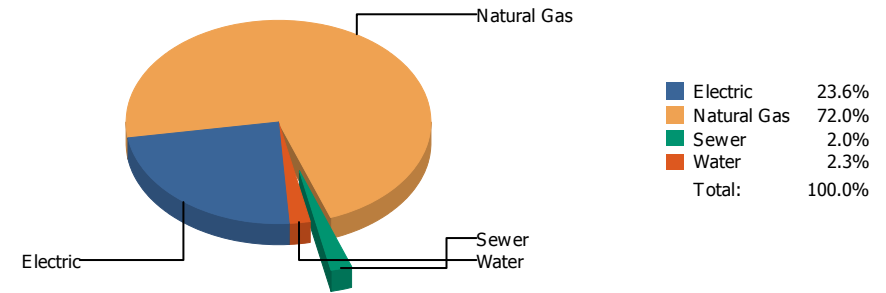


Commodity	Common Use	Energy Use	Energy Use / Area	Total Cost	Cost / Unit	Cost / Area
Place: [HENDERSO] HENDERSON 041 [BUILDING]						
Area: 145,254 SqFt						
Billing Period: Jan 2018						
ELECTRIC	39,175.00 kWh	133,704 KBtu	0.920 KBtu/SqFt	\$4,862.03	\$0.124 /kWh	\$0.033 /SqFt
NATURALGAS	3,909.00 CCF	402,627 KBtu	2.772 KBtu/SqFt	\$2,332.05	\$0.597 /CCF	\$0.016 /SqFt
SEWER	139.00 CCF			\$332.39	\$2.391 /CCF	\$0.002 /SqFt
WATER	99.00 CCF			\$504.41	\$5.095 /CCF	\$0.003 /SqFt
<b>Totals:</b>		<b>536,331 KBtu</b>	<b>3.692 KBtu/SqFt</b>	<b>\$8,030.88</b>		

## Energy

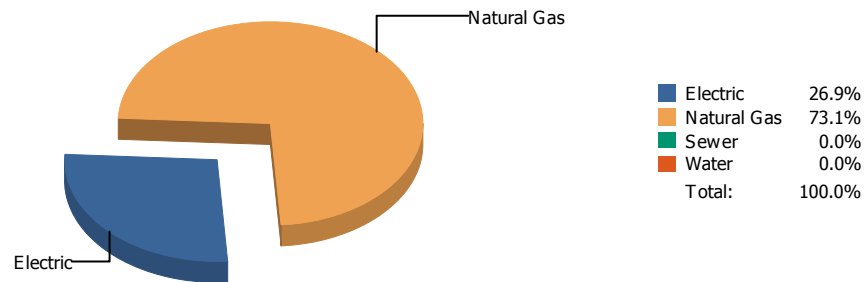


## Cost

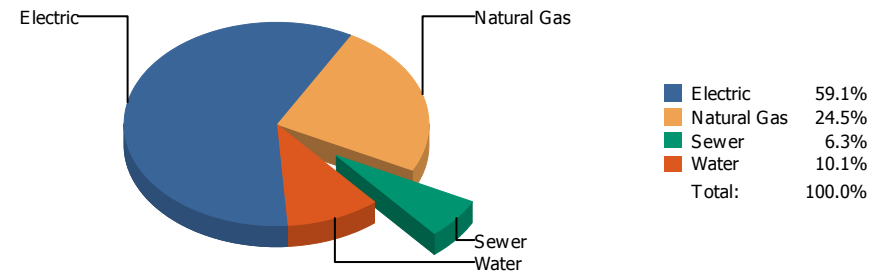


Commodity	Common Use	Energy Use	Energy Use / Area	Total Cost	Cost / Unit	Cost / Area
Place: [HERCULES] HERCULES COTTAGES 141A [BUILDING]						
Area: 10,160 SqFt						
Billing Period: Jan 2018						
ELECTRIC	6,283.00 kWh	21,444 KBtu	2.111 KBtu/SqFt	\$857.34	\$0.136 /kWh	\$0.084 /SqFt
NATURALGAS	3,582.00 CCF	368,946 KBtu	36.314 KBtu/SqFt	\$2,615.10	\$0.730 /CCF	\$0.257 /SqFt
SEWER	18.00 CCF			\$73.92	\$4.107 /CCF	\$0.007 /SqFt
WATER	17.00 CCF			\$83.21	\$4.895 /CCF	\$0.008 /SqFt
<b>Totals:</b>		<b>390,390 KBtu</b>	<b>38.424 KBtu/SqFt</b>	<b>\$3,629.57</b>		

## Energy



## Cost



Commodity	Common Use	Energy Use	Energy Use / Area	Total Cost	Cost / Unit	Cost / Area
Place: [HERRERA_1] HERRERA ELEMENTARY 174 [BUILDING]						
Area: 86,275 SqFt						
Billing Period: Jan 2018						
ELECTRIC	38,800.00 kWh	132,424 KBtu	1.535 KBtu/SqFt	\$5,066.59	\$0.131 /kWh	\$0.059 /SqFt
NATURALGAS	3,488.00 CCF	359,264 KBtu	4.164 KBtu/SqFt	\$2,095.26	\$0.601 /CCF	\$0.024 /SqFt
SEWER	139.00 CCF			\$540.07	\$3.885 /CCF	\$0.006 /SqFt
WATER	132.00 CCF			\$864.98	\$6.553 /CCF	\$0.010 /SqFt
<b>Totals:</b>		<b>491,688 KBtu</b>	<b>5.699 KBtu/SqFt</b>	<b>\$8,566.90</b>		



## Energy

Electric



■ Electric 100.0%  
Total: 100.0%

## Cost

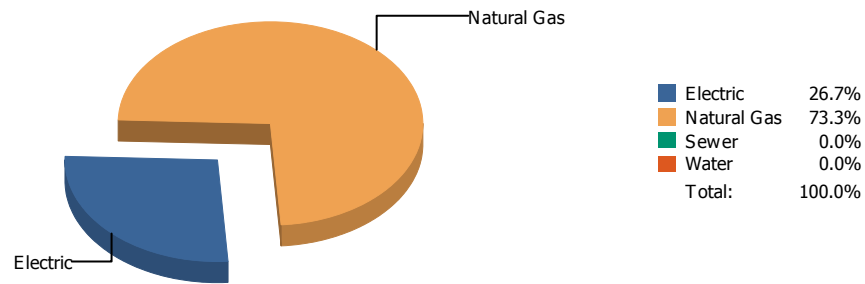
Electric



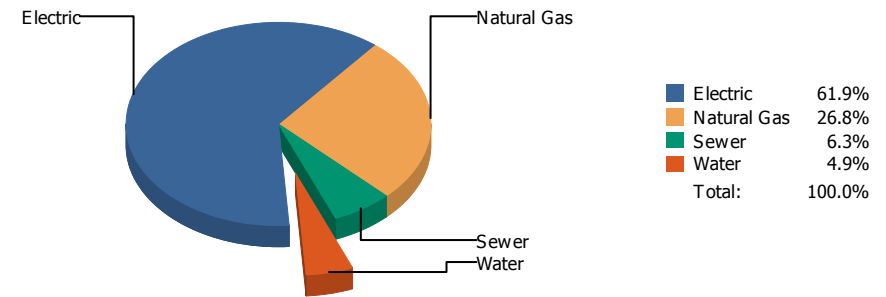
■ Electric 100.0%  
Total: 100.0%

Commodity	Common Use	Energy Use	Energy Use / Area	Total Cost	Cost / Unit	Cost / Area
Place: [HIGHLAND] HIGHLAND/ANNEX 120 [BUILDING]						
Area: 33,705 SqFt						
Billing Period: Jan 2018						
ELECTRIC	23,400.00 kWh	79,864 KBtu	2.370 KBtu/SqFt	\$2,907.99	\$0.124 /kWh	\$0.086 /SqFt
<b>Totals:</b>		<b>79,864 KBtu</b>	<b>2.370 KBtu/SqFt</b>	<b>\$2,907.99</b>		

## Energy

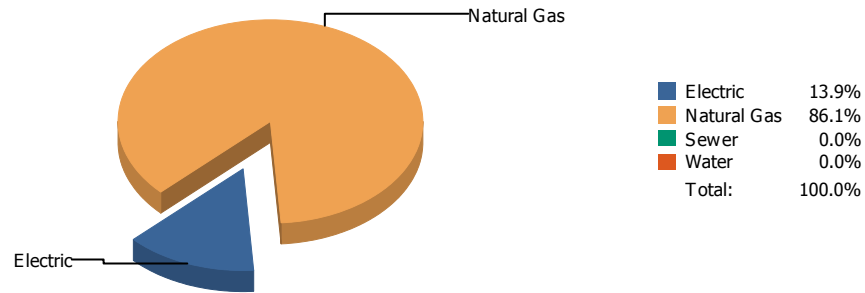


## Cost

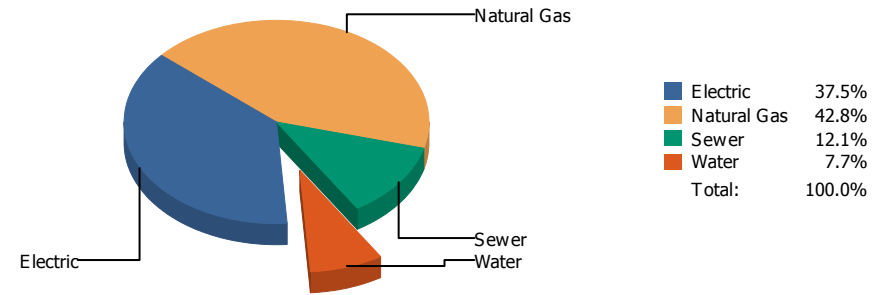


Commodity	Common Use	Energy Use	Energy Use / Area	Total Cost	Cost / Unit	Cost / Area
<b>Place: [HILLSIDE] HILLSIDE 121 [BUILDING]</b> <b>Area: 80,656 SqFt</b> <b>Billing Period: Jan 2018</b>						
ELECTRIC	40,067.00 kWh	136,749 KBtu	1.695 KBtu/SqFt	\$5,619.55	\$0.140 /kWh	\$0.070 /SqFt
NATURALGAS	3,638.70 CCF	374,786 KBtu	4.647 KBtu/SqFt	\$2,437.60	\$0.670 /CCF	\$0.030 /SqFt
SEWER	168.00 CCF			\$574.63	\$3.420 /CCF	\$0.007 /SqFt
WATER	74.00 CCF			\$447.16	\$6.043 /CCF	\$0.006 /SqFt
<b>Totals:</b>		<b>511,535 KBtu</b>	<b>6.342 KBtu/SqFt</b>	<b>\$9,078.94</b>		

## Energy

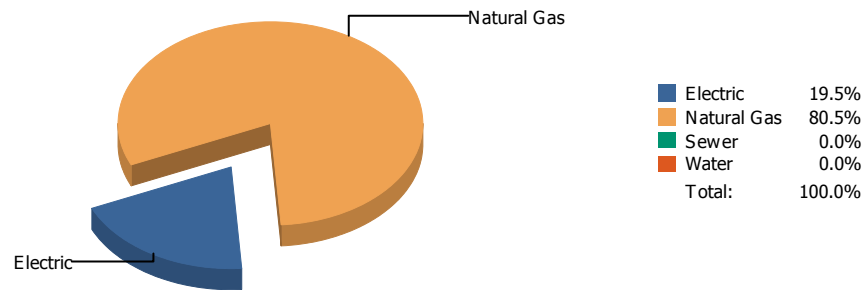


## Cost

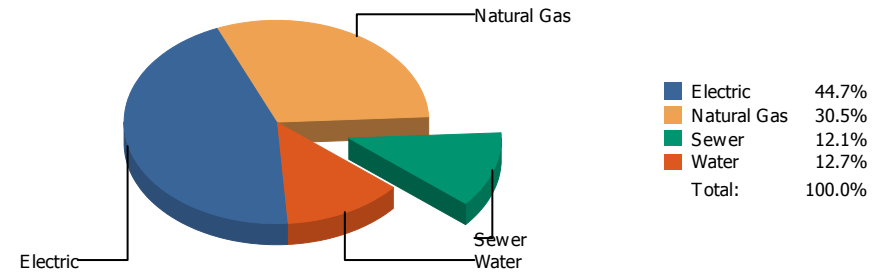


Commodity	Common Use	Energy Use	Energy Use / Area	Total Cost	Cost / Unit	Cost / Area
Place: [HOUSTON] HOUSTON 122 [BUILDING]						
Area: 84,178 SqFt						
Billing Period: Jan 2018						
ELECTRIC	15,200.00 kWh	51,878 KBtu	0.616 KBtu/SqFt	\$1,850.14	\$0.122 /kWh	\$0.022 /SqFt
NATURALGAS	3,114.00 CCF	320,742 KBtu	3.810 KBtu/SqFt	\$2,113.50	\$0.679 /CCF	\$0.025 /SqFt
SEWER	172.00 CCF			\$595.73	\$3.464 /CCF	\$0.007 /SqFt
WATER	26.00 CCF			\$379.61	\$14.600 /CCF	\$0.004 /SqFt
<b>Totals:</b>		<b>372,620 KBtu</b>	<b>4.427 KBtu/SqFt</b>	<b>\$4,938.98</b>		

## Energy

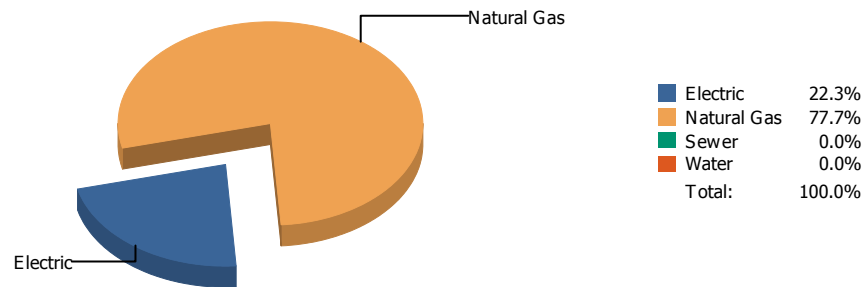


## Cost

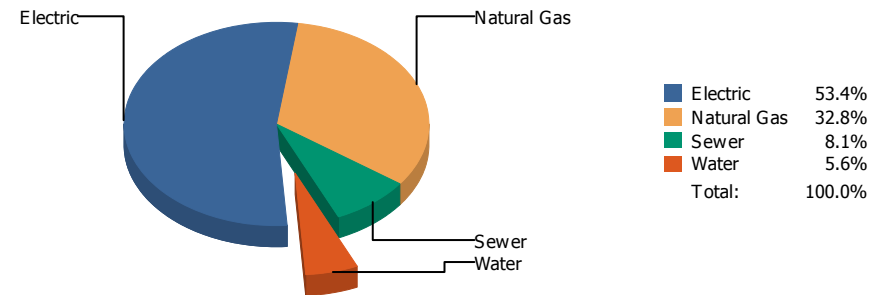


Commodity	Common Use	Energy Use	Energy Use / Area	Total Cost	Cost / Unit	Cost / Area
<b>Place: [HUGHEY] HUGHEY      123 [BUILDING]</b> <b>Area: 74,815 SqFt</b> <b>Billing Period: Jan 2018</b>						
ELECTRIC	24,958.00 kWh	85,182 KBtu	1.139 KBtu/SqFt	\$3,399.99	\$0.136 /kWh	\$0.045 /SqFt
NATURALGAS	3,420.50 CCF	352,312 KBtu	4.709 KBtu/SqFt	\$2,318.32	\$0.678 /CCF	\$0.031 /SqFt
SEWER	314.00 CCF			\$919.41	\$2.928 /CCF	\$0.012 /SqFt
WATER	269.00 CCF			\$965.49	\$3.589 /CCF	\$0.013 /SqFt
<b>Totals:</b>		<b>437,493 KBtu</b>	<b>5.848 KBtu/SqFt</b>	<b>\$7,603.21</b>		

## Energy

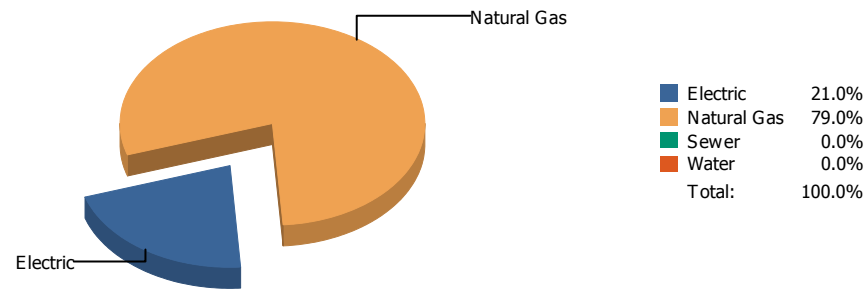


## Cost

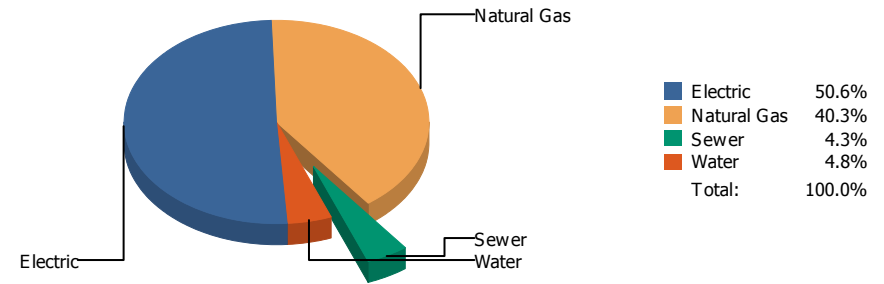


Commodity	Common Use	Energy Use	Energy Use / Area	Total Cost	Cost / Unit	Cost / Area
<b>Place: [IRVIN] IRVIN      008 [BUILDING]</b> <b>Area: 303,804 SqFt</b> <b>Billing Period: Jan 2018</b>						
ELECTRIC	103,718.00 kWh	353,990 KBtu	1.165 KBtu/SqFt	\$11,212.94	\$0.108 /kWh	\$0.037 /SqFt
NATURALGAS	11,960.00 CCF	1,231,880 KBtu	4.055 KBtu/SqFt	\$6,878.56	\$0.575 /CCF	\$0.023 /SqFt
SEWER	855.00 CCF			\$1,704.26	\$1.993 /CCF	\$0.006 /SqFt
WATER	494.00 CCF			\$1,182.95	\$2.395 /CCF	\$0.004 /SqFt
<b>Totals:</b>		<b>1,585,870 KBtu</b>	<b>5.220 KBtu/SqFt</b>	<b>\$20,978.71</b>		

## Energy

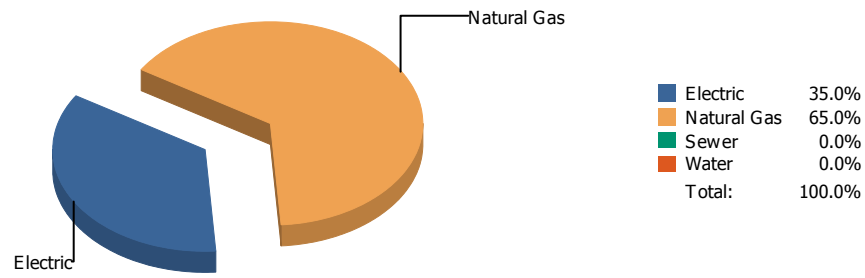


## Cost

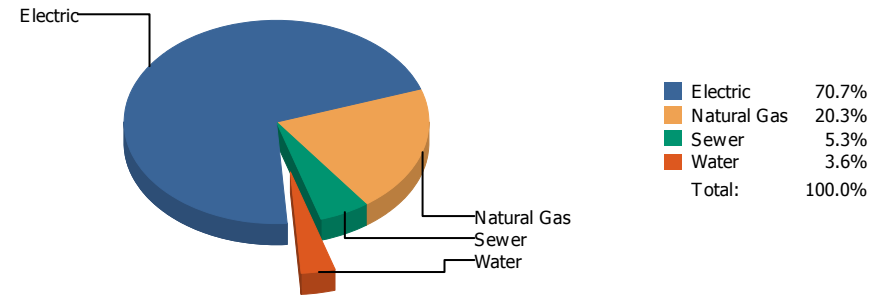


Commodity	Common Use	Energy Use	Energy Use / Area	Total Cost	Cost / Unit	Cost / Area
Place: [JEFFERSN] JEFFERSON 009 [BUILDING]						
Area: 257,708 SqFt						
Billing Period: Jan 2018						
ELECTRIC	100,285.00 kWh	342,273 KBtu	1.328 KBtu/SqFt	\$10,123.02	\$0.101 /kWh	\$0.039 /SqFt
NATURALGAS	12,467.00 CCF	1,284,101 KBtu	4.983 KBtu/SqFt	\$8,059.41	\$0.646 /CCF	\$0.031 /SqFt
SEWER	213.00 CCF			\$855.08	\$4.014 /CCF	\$0.003 /SqFt
WATER	212.00 CCF			\$963.49	\$4.545 /CCF	\$0.003 /SqFt
<b>Totals:</b>		<b>1,626,374 KBtu</b>	<b>6.311 KBtu/SqFt</b>	<b>\$20,001.00</b>		

## Energy

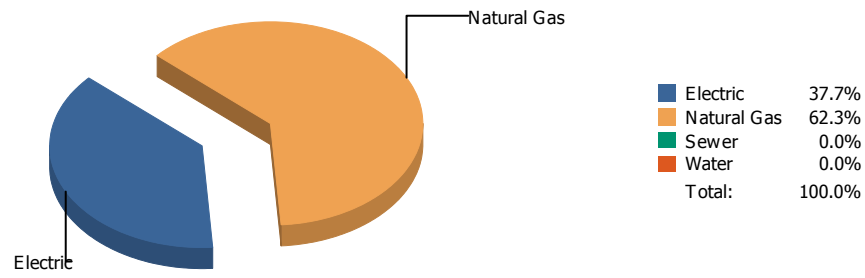


## Cost

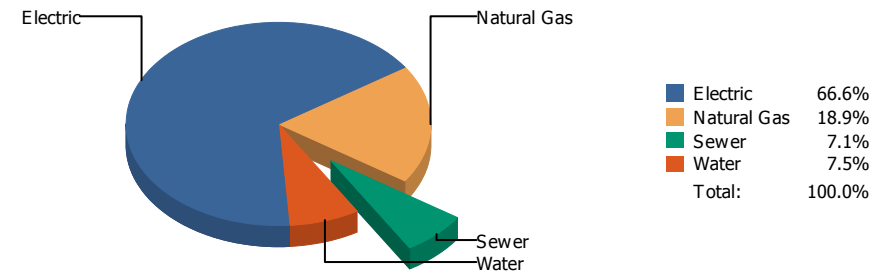


Commodity	Common Use	Energy Use	Energy Use / Area	Total Cost	Cost / Unit	Cost / Area
Place: [JOHNSON] L.B. JOHNSON 155 [BUILDING]						
Area: 87,993 SqFt						
Billing Period: Jan 2018						
ELECTRIC	46,600.00 kWh	159,046 KBtu	1.807 KBtu/SqFt	\$6,441.13	\$0.138 /kWh	\$0.073 /SqFt
NATURALGAS	2,868.00 CCF	295,404 KBtu	3.357 KBtu/SqFt	\$1,849.78	\$0.645 /CCF	\$0.021 /SqFt
SEWER	167.00 CCF			\$486.50	\$2.913 /CCF	\$0.006 /SqFt
WATER	66.00 CCF			\$331.23	\$5.019 /CCF	\$0.004 /SqFt
<b>Totals:</b>		<b>454,450 KBtu</b>	<b>5.165 KBtu/SqFt</b>	<b>\$9,108.64</b>		

## Energy



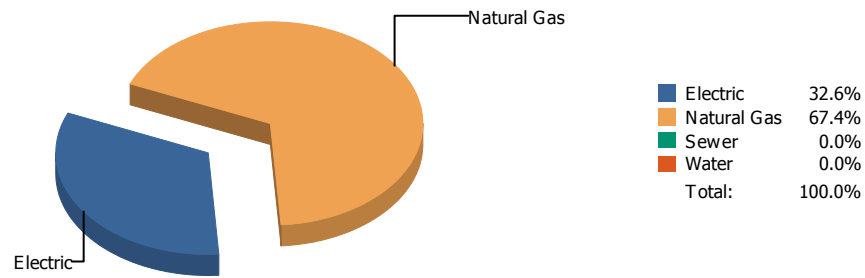
## Cost



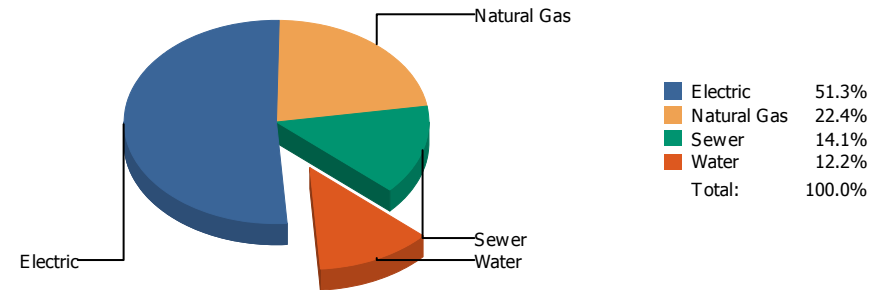
Commodity	Common Use	Energy Use	Energy Use / Area	Total Cost	Cost / Unit	Cost / Area
<b>Place: [KOHLBERG] KOHLBERG ELEMENTARY [BUILDING]</b>						
<b>Area: 99,884 SqFt</b>						
<b>Billing Period: Jan 2018</b>						
ELECTRIC	51,140.00 kWh	174,541 KBtu	1.747 KBtu/SqFt	\$6,423.07	\$0.126 /kWh	\$0.064 /SqFt
NATURALGAS	2,806.00 CCF	289,018 KBtu	2.894 KBtu/SqFt	\$1,820.43	\$0.649 /CCF	\$0.018 /SqFt
SEWER	240.00 CCF			\$684.35	\$2.851 /CCF	\$0.007 /SqFt
WATER	237.00 CCF			\$719.52	\$3.036 /CCF	\$0.007 /SqFt
<b>Totals:</b>		<b>463,559 KBtu</b>	<b>4.641 KBtu/SqFt</b>	<b>\$9,647.37</b>		



## Energy

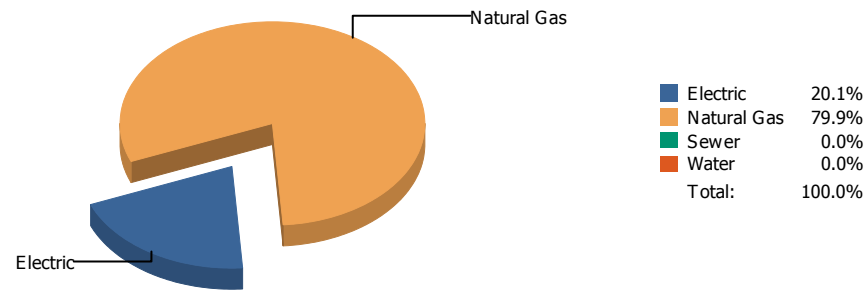


## Cost

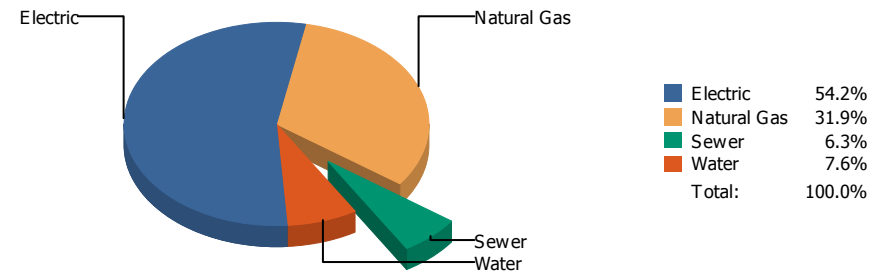


Commodity	Common Use	Energy Use	Energy Use / Area	Total Cost	Cost / Unit	Cost / Area
<b>Place: [LAMAR] LAMAR      125 [BUILDING]</b> <b>Area: 76,252 SqFt</b> <b>Billing Period: Jan 2018</b>						
ELECTRIC	25,800.00 kWh	88,055 KBtu	1.155 KBtu/SqFt	\$3,122.62	\$0.121 /kWh	\$0.041 /SqFt
NATURALGAS	1,765.00 CCF	181,795 KBtu	2.384 KBtu/SqFt	\$1,362.94	\$0.772 /CCF	\$0.018 /SqFt
SEWER	222.00 CCF			\$861.12	\$3.879 /CCF	\$0.011 /SqFt
WATER	161.00 CCF			\$741.51	\$4.606 /CCF	\$0.010 /SqFt
<b>Totals:</b>		<b>269,850 KBtu</b>	<b>3.539 KBtu/SqFt</b>	<b>\$6,088.19</b>		

## Energy

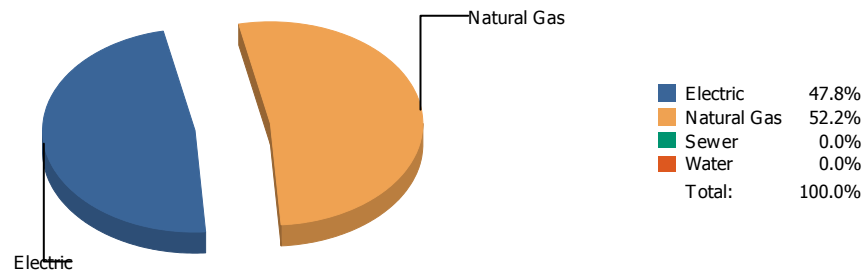


## Cost

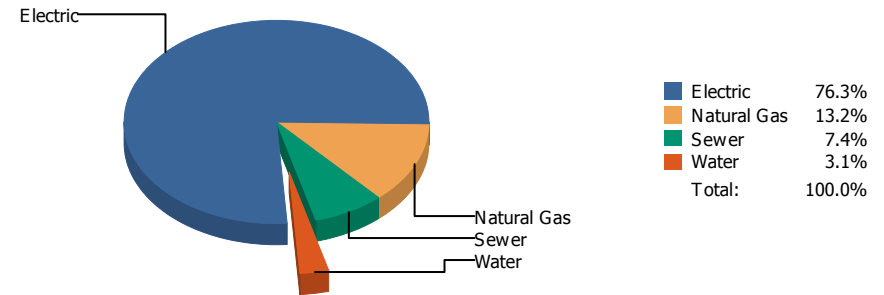


Commodity	Common Use	Energy Use	Energy Use / Area	Total Cost	Cost / Unit	Cost / Area
<b>Place: [LEE] LEE 150 [BUILDING]</b> <b>Area: 78,368 SqFt</b> <b>Billing Period: Jan 2018</b>						
ELECTRIC	32,050.00 kWh	109,387 KBtu	1.396 KBtu/SqFt	\$4,204.58	\$0.131 /kWh	\$0.054 /SqFt
NATURALGAS	4,231.00 CCF	435,793 KBtu	5.561 KBtu/SqFt	\$2,476.17	\$0.585 /CCF	\$0.032 /SqFt
SEWER	69.00 CCF			\$484.81	\$7.026 /CCF	\$0.006 /SqFt
WATER	76.00 CCF			\$591.12	\$7.778 /CCF	\$0.007 /SqFt
<b>Totals:</b>		<b>545,180 KBtu</b>	<b>6.957 KBtu/SqFt</b>	<b>\$7,756.68</b>		

## Energy

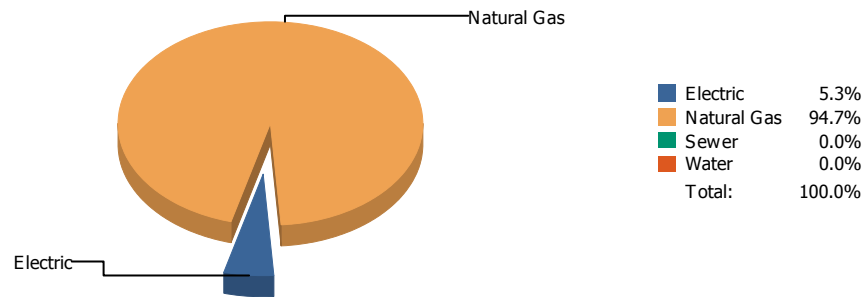


## Cost

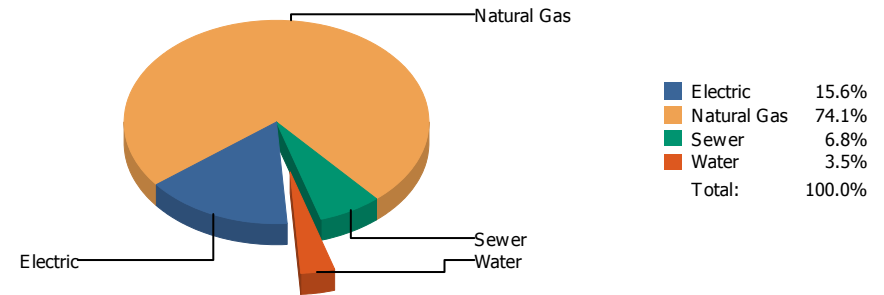


Commodity	Common Use	Energy Use	Energy Use / Area	Total Cost	Cost / Unit	Cost / Area
Place: [LINCOLN] LINCOLN 051 [BUILDING]						
Area: 163,678 SqFt						
Billing Period: Jan 2018						
ELECTRIC	85,950.00 kWh	293,347 KBtu	1.792 KBtu/SqFt	\$10,878.78	\$0.127 /kWh	\$0.066 /SqFt
NATURALGAS	3,106.00 CCF	319,918 KBtu	1.955 KBtu/SqFt	\$1,880.37	\$0.605 /CCF	\$0.011 /SqFt
SEWER	487.00 CCF			\$1,052.90	\$2.162 /CCF	\$0.006 /SqFt
WATER	122.00 CCF			\$442.67	\$3.628 /CCF	\$0.003 /SqFt
<b>Totals:</b>		<b>613,265 KBtu</b>	<b>3.747 KBtu/SqFt</b>	<b>\$14,254.72</b>		

## Energy

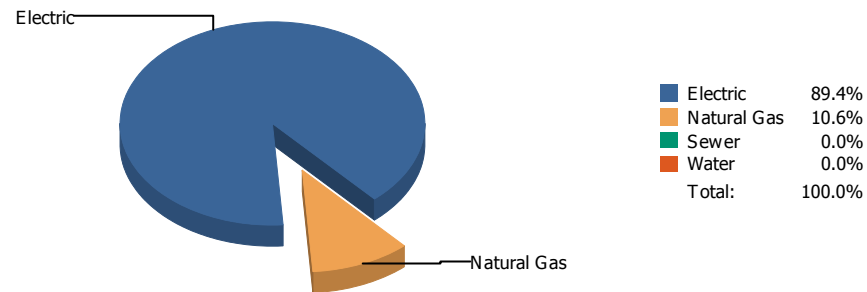


## Cost

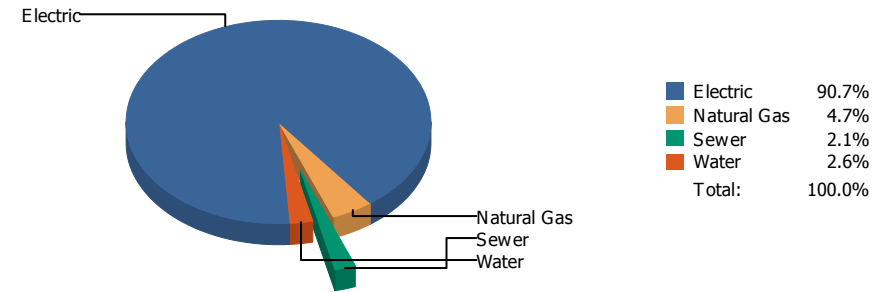


Commodity	Common Use	Energy Use	Energy Use / Area	Total Cost	Cost / Unit	Cost / Area
Place: [LIVE MAT] LIVE MATERIAL CENTER 929 [BUILDING]						
Area: 2,483 SqFt						
Billing Period: Jan 2018						
ELECTRIC	226.00 kWh	771 KBtu	0.311 KBtu/SqFt	\$68.42	\$0.303 /kWh	\$0.028 /SqFt
NATURALGAS	135.00 CCF	13,905 KBtu	5.600 KBtu/SqFt	\$323.95	\$2.400 /CCF	\$0.130 /SqFt
SEWER	1.00 CCF			\$29.81	\$29.810 /CCF	\$0.012 /SqFt
WATER	1.00 CCF			\$15.25	\$15.250 /CCF	\$0.006 /SqFt
<b>Totals:</b>		<b>14,676 KBtu</b>	<b>5.911 KBtu/SqFt</b>	<b>\$437.43</b>		

## Energy

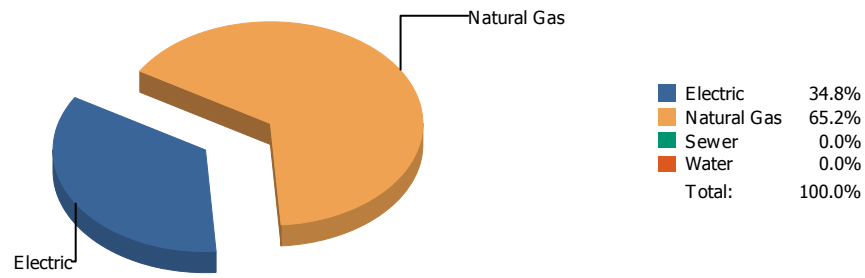


## Cost

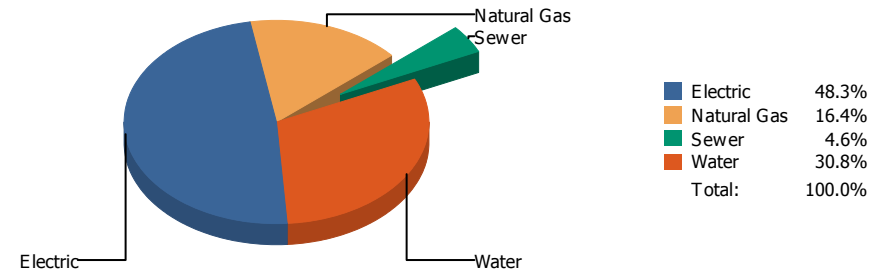


Commodity	Common Use	Energy Use	Energy Use / Area	Total Cost	Cost / Unit	Cost / Area
<b>Place: [LOGAN] LOGAN      128 [BUILDING]</b> <b>Area: 72,248 SqFt</b> <b>Billing Period: Jan 2018</b>						
ELECTRIC	38,200.00 kWh	130,377 KBtu	1.805 KBtu/SqFt	\$4,043.27	\$0.106 /kWh	\$0.056 /SqFt
NATURALGAS	150.00 CCF	15,450 KBtu	0.214 KBtu/SqFt	\$208.86	\$1.392 /CCF	\$0.003 /SqFt
SEWER	3.00 CCF			\$91.67	\$30.557 /CCF	\$0.001 /SqFt
WATER	7.00 CCF			\$113.94	\$16.277 /CCF	\$0.002 /SqFt
<b>Totals:</b>		<b>145,827 KBtu</b>	<b>2.018 KBtu/SqFt</b>	<b>\$4,457.74</b>		

## Energy

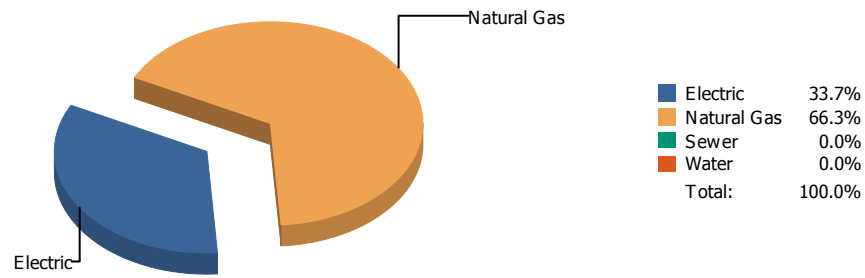


## Cost

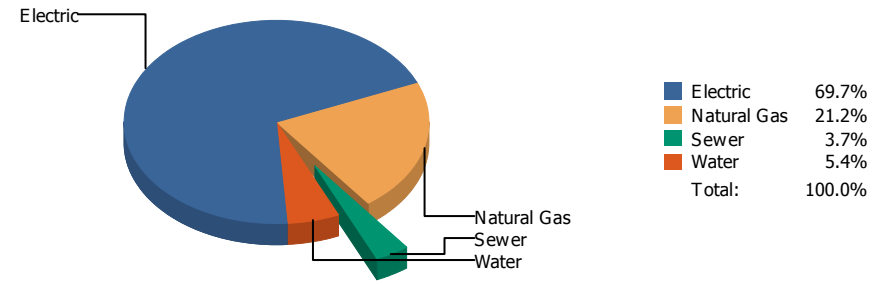


Commodity	Common Use	Energy Use	Energy Use / Area	Total Cost	Cost / Unit	Cost / Area
Place: [LUNDY_2] LUNDY 177 [BUILDING]						
Area: 112,731 SqFt						
Billing Period: Jan 2018						
ELECTRIC	45,400.00 kWh	154,950 KBtu	1.375 KBtu/SqFt	\$5,364.98	\$0.118 /kWh	\$0.048 /SqFt
NATURALGAS	2,822.00 CCF	290,666 KBtu	2.578 KBtu/SqFt	\$1,822.30	\$0.646 /CCF	\$0.016 /SqFt
SEWER	121.00 CCF			\$508.21	\$4.200 /CCF	\$0.005 /SqFt
WATER	679.00 CCF			\$3,419.41	\$5.036 /CCF	\$0.030 /SqFt
<b>Totals:</b>		<b>445,616 KBtu</b>	<b>3.953 KBtu/SqFt</b>	<b>\$11,114.90</b>		

## Energy

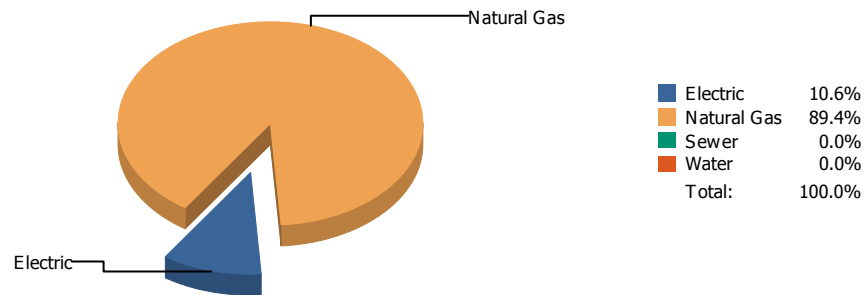


## Cost

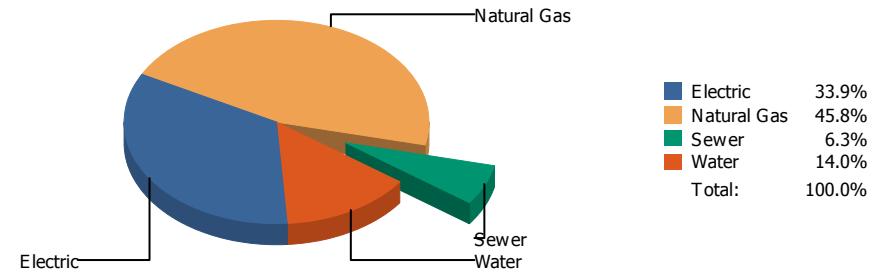


Commodity	Common Use	Energy Use	Energy Use / Area	Total Cost	Cost / Unit	Cost / Area
<b>Place: [MAC] MACARTHUR 129 [BUILDING]</b> <b>Area: 143,341 SqFt</b> <b>Billing Period: Jan 2018</b>						
ELECTRIC	60,200.00 kWh	205,463 KBtu	1.433 KBtu/SqFt	\$7,704.90	\$0.128 /kWh	\$0.054 /SqFt
NATURALGAS	3,930.00 CCF	404,790 KBtu	2.824 KBtu/SqFt	\$2,343.86	\$0.596 /CCF	\$0.016 /SqFt
SEWER	123.00 CCF			\$408.62	\$3.322 /CCF	\$0.003 /SqFt
WATER	97.00 CCF			\$602.53	\$6.212 /CCF	\$0.004 /SqFt
<b>Totals:</b>		<b>610,253 KBtu</b>	<b>4.257 KBtu/SqFt</b>	<b>\$11,059.91</b>		

## Energy



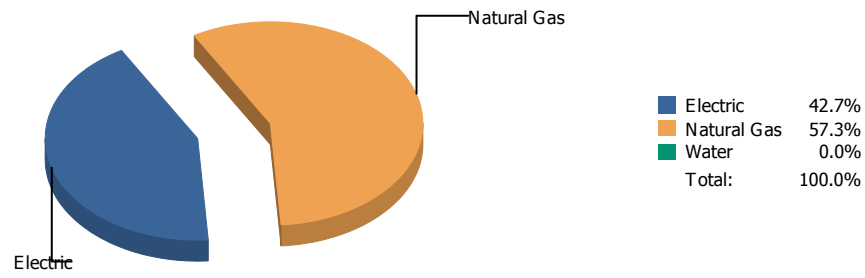
## Cost



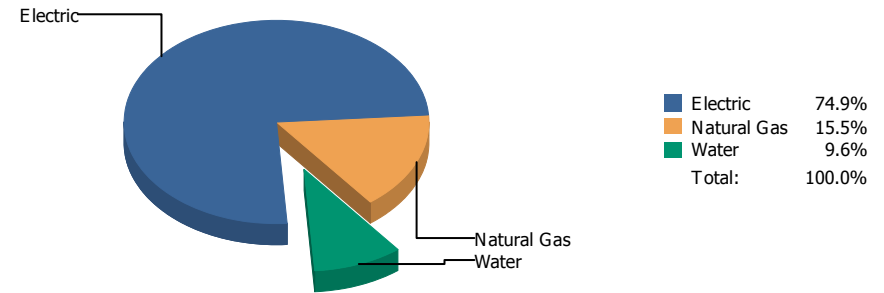
Commodity	Common Use	Energy Use	Energy Use / Area	Total Cost	Cost / Unit	Cost / Area
Place: [MAGOFFIN] MAGOFFIN 047 [BUILDING]						
Area: 76,378 SqFt						
Billing Period: Jan 2018						
ELECTRIC	18,055.00 kWh	61,622 KBtu	0.807 KBtu/SqFt	\$2,161.80	\$0.120 /kWh	\$0.028 /SqFt
NATURALGAS	5,030.00 CCF	518,090 KBtu	6.783 KBtu/SqFt	\$2,918.85	\$0.580 /CCF	\$0.038 /SqFt
SEWER	59.00 CCF			\$398.47	\$6.754 /CCF	\$0.005 /SqFt
WATER	118.00 CCF			\$893.06	\$7.568 /CCF	\$0.012 /SqFt
<b>Totals:</b>		<b>579,712 KBtu</b>	<b>7.590 KBtu/SqFt</b>	<b>\$6,372.18</b>		



## Energy

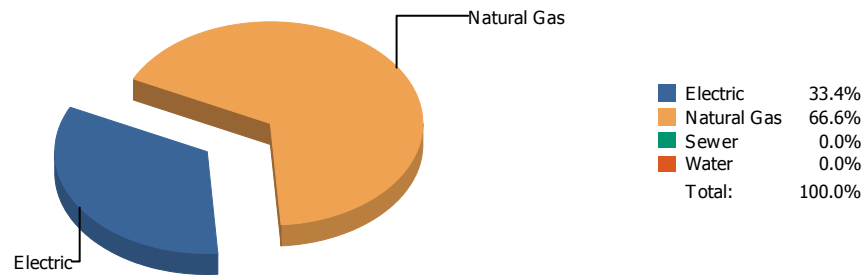


## Cost

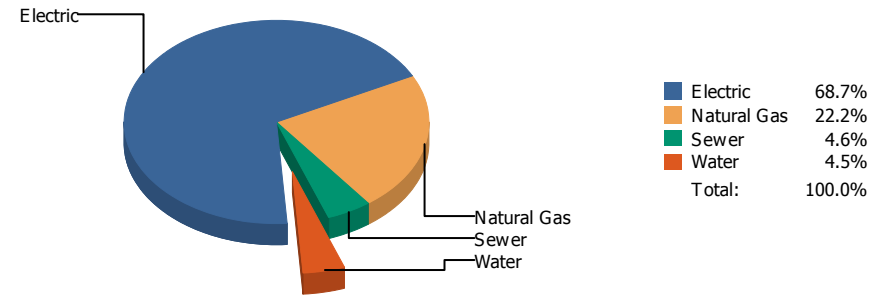


Commodity	Common Use	Energy Use	Energy Use / Area	Total Cost	Cost / Unit	Cost / Area
<b>Place: [MAGOFFINNEWMIDDLESCHOOL] MAGOFFIN NEW MIDDLE SCHOOL [BUILDING]</b>						
<b>Area: 116,136 SqFt</b>						
<b>Billing Period: Jan 2018</b>						
ELECTRIC	67,600.00 kWh	230,719 KBtu	1.987 KBtu/SqFt	\$8,691.06	\$0.129 /kWh	\$0.075 /SqFt
NATURALGAS	3,006.00 CCF	309,618 KBtu	2.666 KBtu/SqFt	\$1,797.83	\$0.598 /CCF	\$0.015 /SqFt
WATER	163.00 CCF			\$1,110.63	\$6.814 /CCF	\$0.010 /SqFt
<b>Totals:</b>		<b>540,337 KBtu</b>	<b>4.653 KBtu/SqFt</b>	<b>\$11,599.52</b>		

## Energy

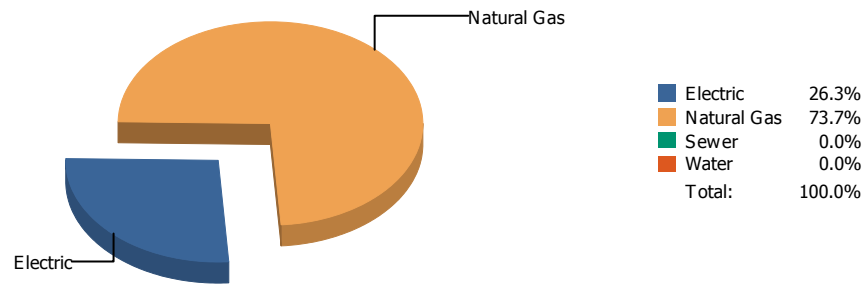


## Cost

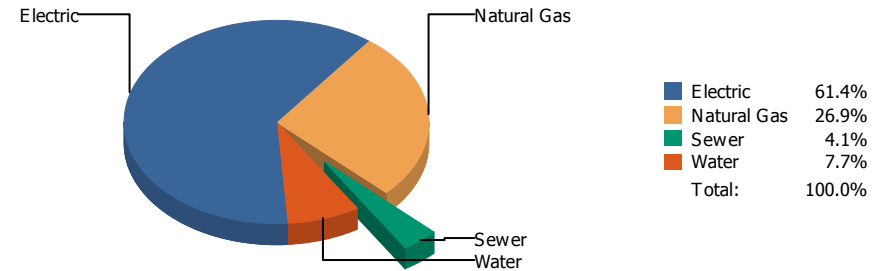


Commodity	Common Use	Energy Use	Energy Use / Area	Total Cost	Cost / Unit	Cost / Area
<b>Place: [MAXINE] MAXINE SILVA HEALTH MAGNET 011 [BUILDING]</b>						
<b>Area: 80,909 SqFt</b>						
<b>Billing Period: Jan 2018</b>						
ELECTRIC	49,800.00 kWh	169,967 KBtu	2.101 KBtu/SqFt	\$6,128.56	\$0.123 /kWh	\$0.076 /SqFt
NATURALGAS	3,290.00 CCF	338,870 KBtu	4.188 KBtu/SqFt	\$1,983.87	\$0.603 /CCF	\$0.025 /SqFt
SEWER	126.00 CCF			\$413.93	\$3.285 /CCF	\$0.005 /SqFt
WATER	85.00 CCF			\$399.31	\$4.698 /CCF	\$0.005 /SqFt
<b>Totals:</b>		<b>508,837 KBtu</b>	<b>6.289 KBtu/SqFt</b>	<b>\$8,925.67</b>		

## Energy



## Cost



Commodity	Common Use	Energy Use	Energy Use / Area	Total Cost	Cost / Unit	Cost / Area
<b>Place: [MESITA] MESITA      130 [BUILDING]</b> <b>Area: 100,583 SqFt</b> <b>Billing Period: Jan 2018</b>						
ELECTRIC	52,200.00 kWh	178,159 KBtu	1.771 KBtu/SqFt	\$6,705.54	\$0.128 /kWh	\$0.067 /SqFt
NATURALGAS	4,842.00 CCF	498,726 KBtu	4.958 KBtu/SqFt	\$2,937.66	\$0.607 /CCF	\$0.029 /SqFt
SEWER	86.00 CCF			\$446.26	\$5.189 /CCF	\$0.004 /SqFt
WATER	108.00 CCF			\$837.64	\$7.756 /CCF	\$0.008 /SqFt
<b>Totals:</b>		<b>676,885 KBtu</b>	<b>6.730 KBtu/SqFt</b>	<b>\$10,927.10</b>		

## Energy

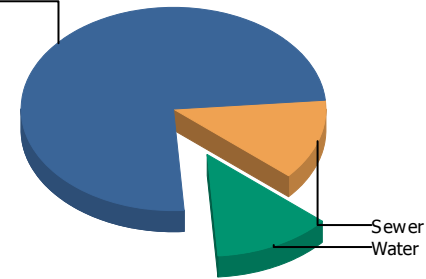
Electric



Electric 100.0%  
 Sewer 0.0%  
 Water 0.0%  
 Total: 100.0%

## Cost

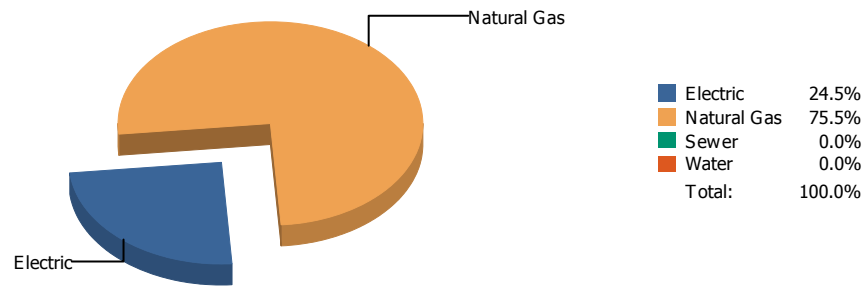
Electric



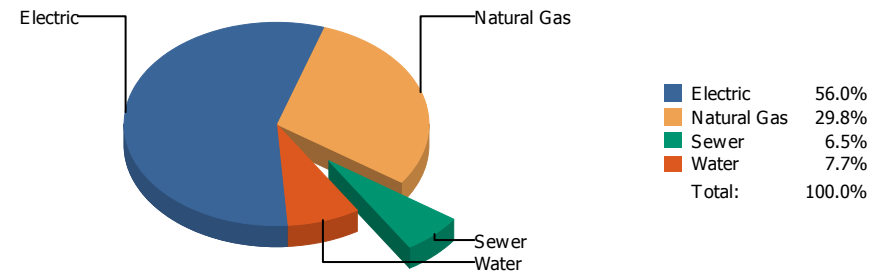
Electric 74.8%  
 Sewer 12.9%  
 Water 12.4%  
 Total: 100.0%

Commodity	Common Use	Energy Use	Energy Use / Area	Total Cost	Cost / Unit	Cost / Area
Place: [MILAM] MILAM 131 [BUILDING]						
Area: 63,641 SqFt						
Billing Period: Jan 2018						
ELECTRIC	14,400.00 kWh	49,147 KBtu	0.772 KBtu/SqFt	\$2,036.72	\$0.141 /kWh	\$0.032 /SqFt
SEWER	90.00 CCF			\$350.21	\$3.891 /CCF	\$0.006 /SqFt
WATER	69.00 CCF			\$337.20	\$4.887 /CCF	\$0.005 /SqFt
<b>Totals:</b>		<b>49,147 KBtu</b>	<b>0.772 KBtu/SqFt</b>	<b>\$2,724.13</b>		

## Energy

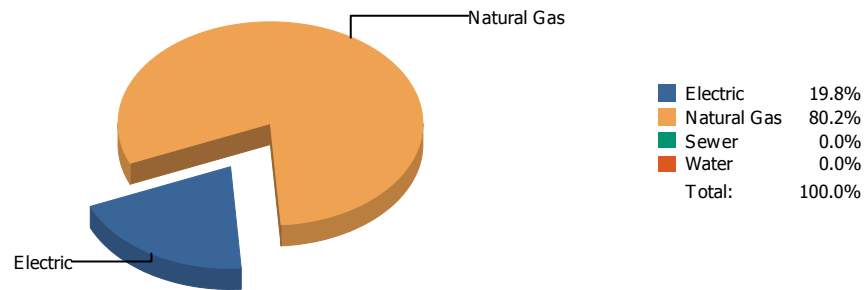


## Cost

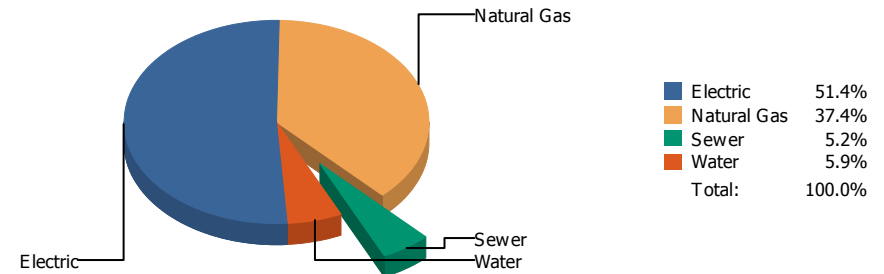


Commodity	Common Use	Energy Use	Energy Use / Area	Total Cost	Cost / Unit	Cost / Area
Place: [MOREHEAD] MOREHEAD 046 [BUILDING]						
Area: 119,353 SqFt						
Billing Period: Jan 2018						
ELECTRIC	69,093.00 kWh	235,814 KBtu	1.976 KBtu/SqFt	\$7,608.59	\$0.110 /kWh	\$0.064 /SqFt
NATURALGAS	7,060.00 CCF	727,180 KBtu	6.093 KBtu/SqFt	\$4,042.70	\$0.573 /CCF	\$0.034 /SqFt
SEWER	330.00 CCF			\$878.14	\$2.661 /CCF	\$0.007 /SqFt
WATER	424.00 CCF			\$1,047.08	\$2.470 /CCF	\$0.009 /SqFt
<b>Totals:</b>		<b>962,994 KBtu</b>	<b>8.068 KBtu/SqFt</b>	<b>\$13,576.51</b>		

## Energy

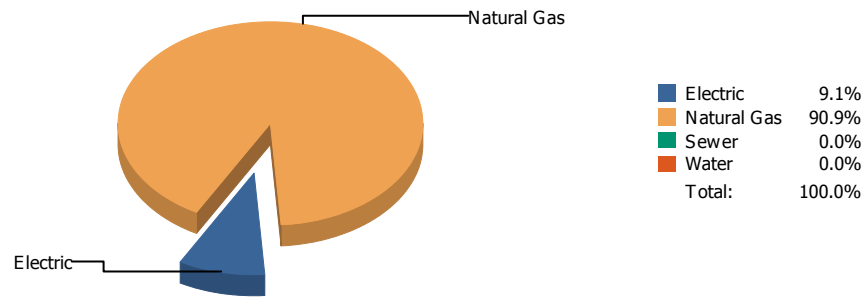


## Cost

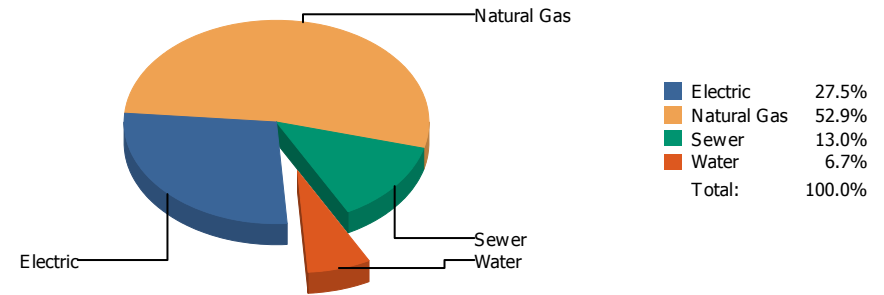


Commodity	Common Use	Energy Use	Energy Use / Area	Total Cost	Cost / Unit	Cost / Area
<b>Place: [MOYE_2] HR MOYE [BUILDING]</b>						
<b>Area: 93,197 SqFt</b>						
<b>Billing Period: Jan 2018</b>						
ELECTRIC	39,480.00 kWh	134,745 KBtu	1.446 KBtu/SqFt	\$4,219.78	\$0.107 /kWh	\$0.045 /SqFt
NATURALGAS	5,310.00 CCF	546,930 KBtu	5.869 KBtu/SqFt	\$3,073.69	\$0.579 /CCF	\$0.033 /SqFt
SEWER	75.00 CCF			\$426.79	\$5.691 /CCF	\$0.005 /SqFt
WATER	64.00 CCF			\$488.34	\$7.630 /CCF	\$0.005 /SqFt
<b>Totals:</b>		<b>681,675 KBtu</b>	<b>7.314 KBtu/SqFt</b>	<b>\$8,208.60</b>		

## Energy



## Cost



Commodity	Common Use	Energy Use	Energy Use / Area	Total Cost	Cost / Unit	Cost / Area
<b>Place: [MULTI-MEDIA CENTER] MULTI-MEDIA CENTER [BUILDING]</b>						
<b>Area: 27,633 SqFt</b>						
<b>Billing Period: Jan 2018</b>						
ELECTRIC	11,105.00 kWh	37,901 KBtu	1.372 KBtu/SqFt	\$1,142.69	\$0.103 /kWh	\$0.041 /SqFt
NATURALGAS	3,674.00 CCF	378,422 KBtu	13.695 KBtu/SqFt	\$2,199.87	\$0.599 /CCF	\$0.080 /SqFt
SEWER	257.00 CCF			\$541.25	\$2.106 /CCF	\$0.020 /SqFt
WATER	89.00 CCF			\$277.12	\$3.114 /CCF	\$0.010 /SqFt
<b>Totals:</b>		<b>416,323 KBtu</b>	<b>15.066 KBtu/SqFt</b>	<b>\$4,160.93</b>		

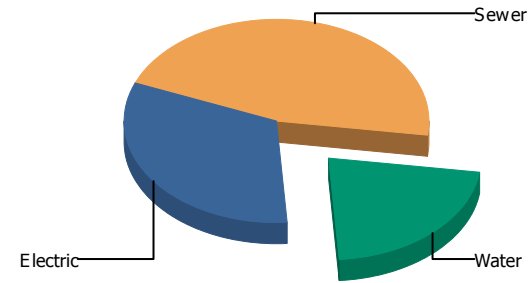
## Energy

Electric



Electric 100.0%  
 Sewer 0.0%  
 Water 0.0%  
 Total: 100.0%

## Cost

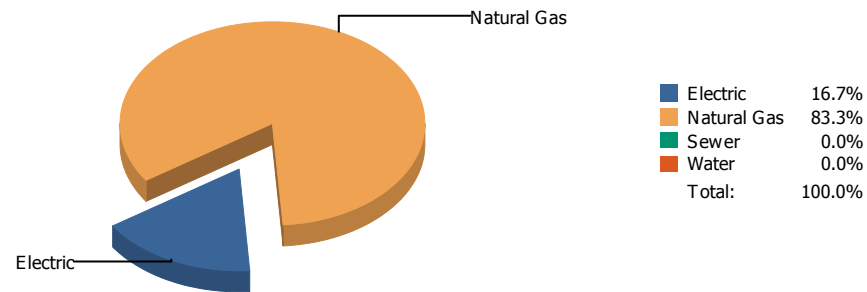


Electric 32.3%  
 Sewer 46.0%  
 Water 21.7%  
 Total: 100.0%

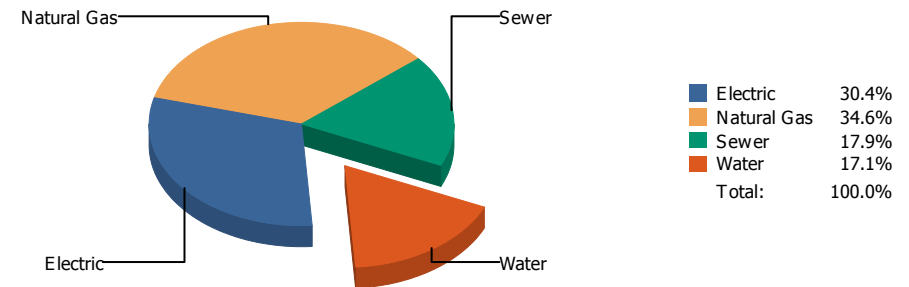
Commodity	Common Use	Energy Use	Energy Use / Area	Total Cost	Cost / Unit	Cost / Area
Place: [NE AREA OFFICES] N.E. AREA OFFICES 882 [BUILDING]						
Area: 7,328 SqFt						
Billing Period: Jan 2018						
ELECTRIC	160.00 kWh	546 KBtu	0.075 KBtu/SqFt	\$39.39	\$0.246 /kWh	\$0.005 /SqFt
SEWER	0.00 CCF			\$56.08	\$0.000 /CCF	\$0.008 /SqFt
WATER	0.00 CCF			\$26.52	\$0.000 /CCF	\$0.004 /SqFt
<b>Totals:</b>		<b>546 KBtu</b>	<b>0.075 KBtu/SqFt</b>	<b>\$121.99</b>		



## Energy

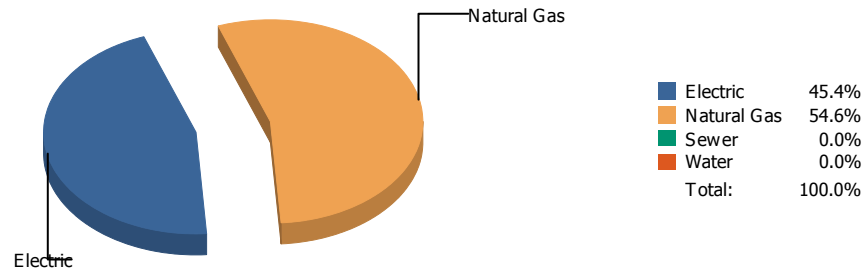


## Cost

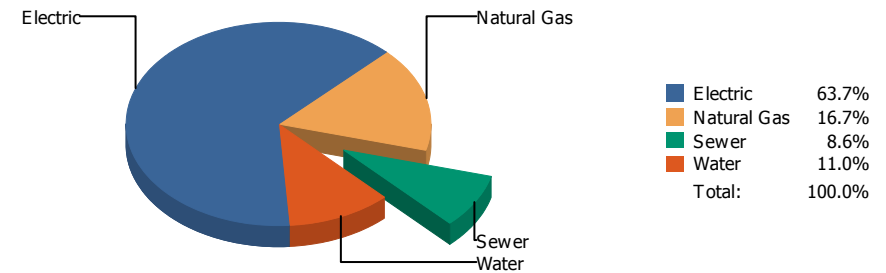


Commodity	Common Use	Energy Use	Energy Use / Area	Total Cost	Cost / Unit	Cost / Area
<b>Place: [NE TRANSPORTATION] N.E. TRANSPORTATION 826 [BUILDING]</b> <b>Area: 5,995 SqFt</b> <b>Billing Period: Jan 2018</b>						
ELECTRIC	6,798.00 kWh	23,202 KBtu	3.870 KBtu/SqFt	\$665.41	\$0.098 /kWh	\$0.111 /SqFt
NATURALGAS	1,127.00 CCF	116,081 KBtu	19.363 KBtu/SqFt	\$757.39	\$0.672 /CCF	\$0.126 /SqFt
SEWER	56.00 CCF			\$393.16	\$7.021 /CCF	\$0.066 /SqFt
WATER	33.00 CCF			\$375.04	\$11.365 /CCF	\$0.063 /SqFt
<b>Totals:</b>		<b>139,283 KBtu</b>	<b>23.233 KBtu/SqFt</b>	<b>\$2,191.00</b>		

## Energy

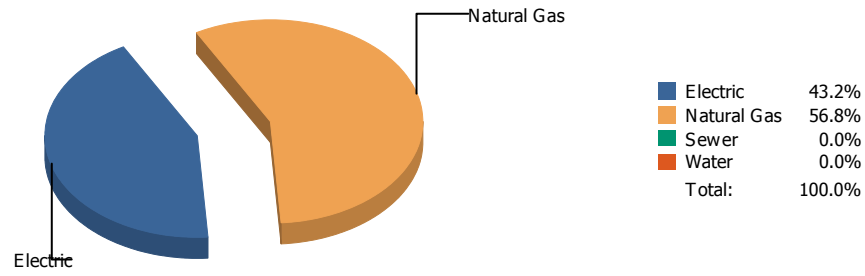


## Cost

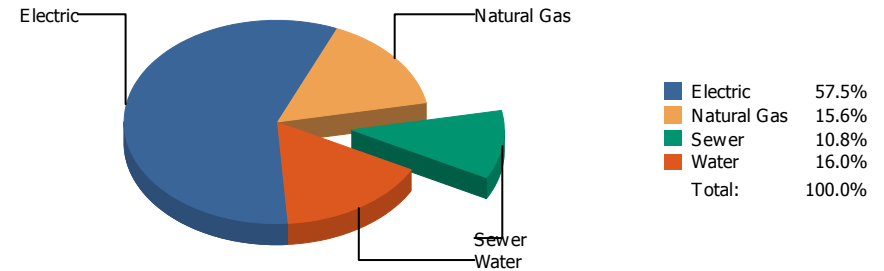


Commodity	Common Use	Energy Use	Energy Use / Area	Total Cost	Cost / Unit	Cost / Area
Place: [NEWMAN] NEWMAN ELEMENTARY 133 [BUILDING]						
Area: 73,291 SqFt						
Billing Period: Jan 2018						
ELECTRIC	40,867.00 kWh	139,479 KBtu	1.903 KBtu/SqFt	\$4,901.51	\$0.120 /kWh	\$0.067 /SqFt
NATURALGAS	1,627.00 CCF	167,581 KBtu	2.287 KBtu/SqFt	\$1,287.04	\$0.791 /CCF	\$0.017 /SqFt
SEWER	287.00 CCF			\$662.99	\$2.310 /CCF	\$0.009 /SqFt
WATER	335.00 CCF			\$844.93	\$2.522 /CCF	\$0.011 /SqFt
<b>Totals:</b>		<b>307,060 KBtu</b>	<b>4.190 KBtu/SqFt</b>	<b>\$7,696.47</b>		

## Energy

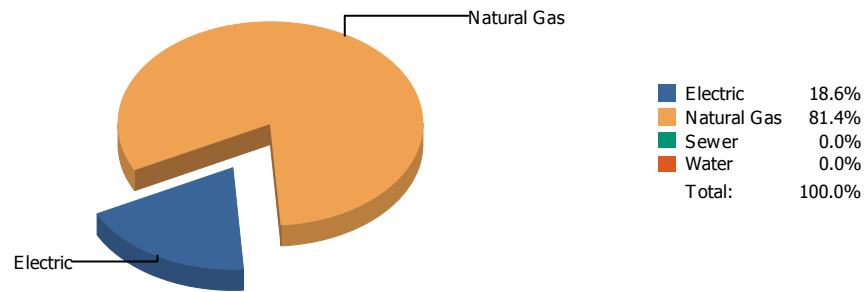


## Cost

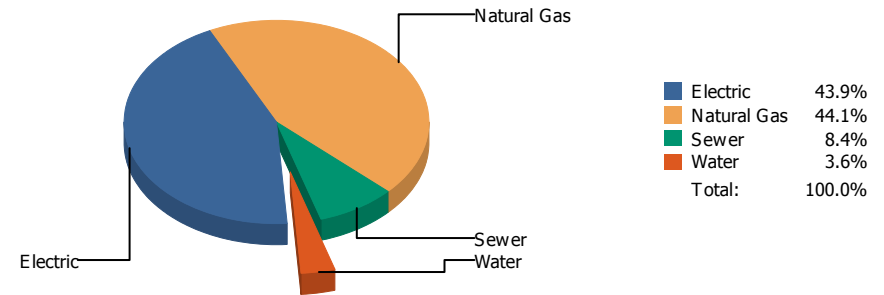


Commodity	Common Use	Energy Use	Energy Use / Area	Total Cost	Cost / Unit	Cost / Area
<b>Place: [NIXON] L.A. NIXON 161 [BUILDING]</b> <b>Area: 76,873 SqFt</b> <b>Billing Period: Jan 2018</b>						
ELECTRIC	46,560.00 kWh	158,909 KBtu	2.067 KBtu/SqFt	\$5,103.93	\$0.110 /kWh	\$0.066 /SqFt
NATURALGAS	2,031.00 CCF	209,193 KBtu	2.721 KBtu/SqFt	\$1,385.40	\$0.682 /CCF	\$0.018 /SqFt
SEWER	347.00 CCF			\$960.10	\$2.767 /CCF	\$0.012 /SqFt
WATER	369.00 CCF			\$1,419.42	\$3.847 /CCF	\$0.018 /SqFt
<b>Totals:</b>		<b>368,102 KBtu</b>	<b>4.788 KBtu/SqFt</b>	<b>\$8,868.85</b>		

## Energy

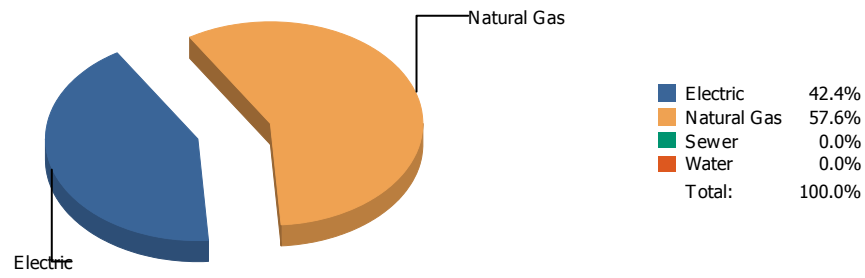


## Cost

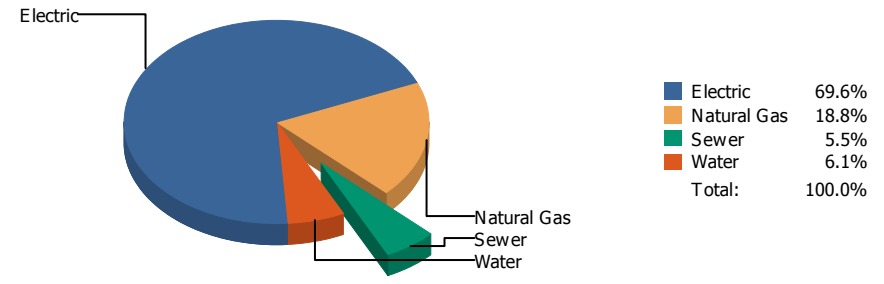


Commodity	Common Use	Energy Use	Energy Use / Area	Total Cost	Cost / Unit	Cost / Area
<b>Place: [OCC. CTR] OCCUPATIONAL CTR. [BUILDING]</b>						
<b>Area: 11,845 SqFt</b>						
<b>Billing Period: Jan 2018</b>						
ELECTRIC	3,500.00 kWh	11,946 KBtu	1.008 KBtu/SqFt	\$416.16	\$0.119 /kWh	\$0.035 /SqFt
NATURALGAS	507.00 CCF	52,221 KBtu	4.409 KBtu/SqFt	\$418.48	\$0.825 /CCF	\$0.035 /SqFt
SEWER	6.00 CCF			\$79.26	\$13.210 /CCF	\$0.007 /SqFt
WATER	3.00 CCF			\$34.04	\$11.347 /CCF	\$0.003 /SqFt
<b>Totals:</b>		<b>64,167 KBtu</b>	<b>5.417 KBtu/SqFt</b>	<b>\$947.94</b>		

## Energy

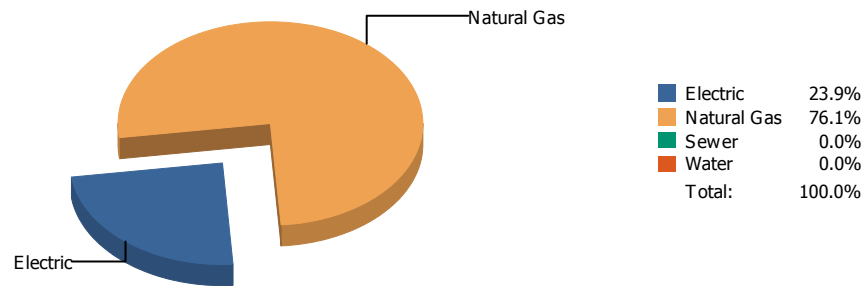


## Cost

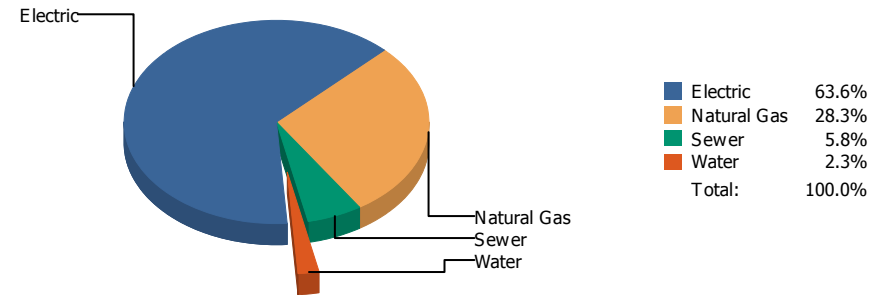


Commodity	Common Use	Energy Use	Energy Use / Area	Total Cost	Cost / Unit	Cost / Area
<b>Place: [PARK] PARK      134 [BUILDING]</b> <b>Area: 63,609 SqFt</b> <b>Billing Period: Jan 2018</b>						
ELECTRIC	43,685.00 kWh	149,097 KBtu	2.344 KBtu/SqFt	\$5,027.93	\$0.115 /kWh	\$0.079 /SqFt
NATURALGAS	1,970.00 CCF	202,910 KBtu	3.190 KBtu/SqFt	\$1,357.51	\$0.689 /CCF	\$0.021 /SqFt
SEWER	136.00 CCF			\$395.72	\$2.910 /CCF	\$0.006 /SqFt
WATER	127.00 CCF			\$440.99	\$3.472 /CCF	\$0.007 /SqFt
<b>Totals:</b>		<b>352,007 KBtu</b>	<b>5.534 KBtu/SqFt</b>	<b>\$7,222.15</b>		

## Energy

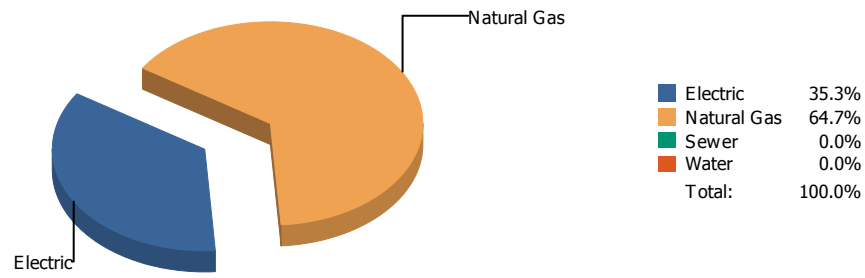


## Cost

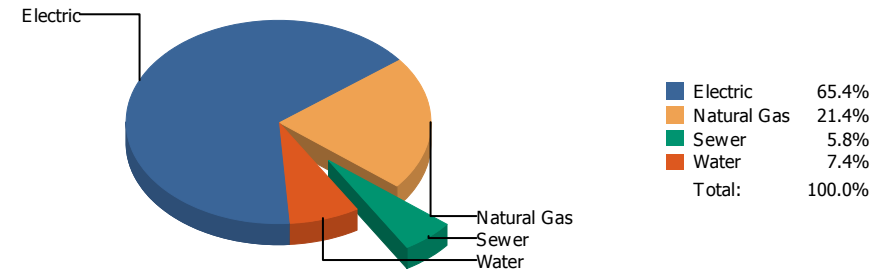


Commodity	Common Use	Energy Use	Energy Use / Area	Total Cost	Cost / Unit	Cost / Area
Place: [PAUL MORENO_1] PAUL MORENO 167 [BUILDING]						
Area: 87,824 SqFt						
Billing Period: Jan 2018						
ELECTRIC	35,400.00 kWh	120,820 KBtu	1.376 KBtu/SqFt	\$5,239.20	\$0.148 /kWh	\$0.060 /SqFt
NATURALGAS	3,730.00 CCF	384,190 KBtu	4.375 KBtu/SqFt	\$2,329.04	\$0.624 /CCF	\$0.026 /SqFt
SEWER	122.00 CCF			\$475.49	\$3.897 /CCF	\$0.005 /SqFt
WATER	4.00 CCF			\$190.91	\$47.728 /CCF	\$0.002 /SqFt
<b>Totals:</b>		<b>505,010 KBtu</b>	<b>5.750 KBtu/SqFt</b>	<b>\$8,234.64</b>		

## Energy

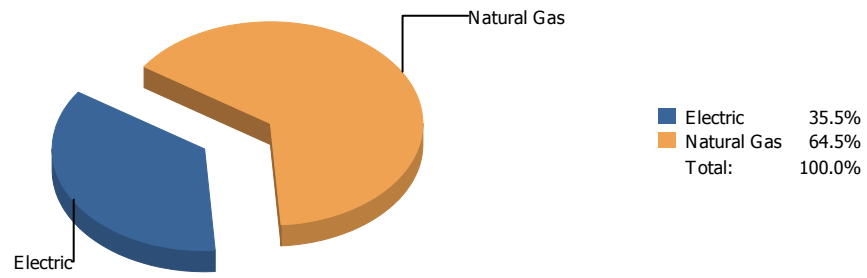


## Cost

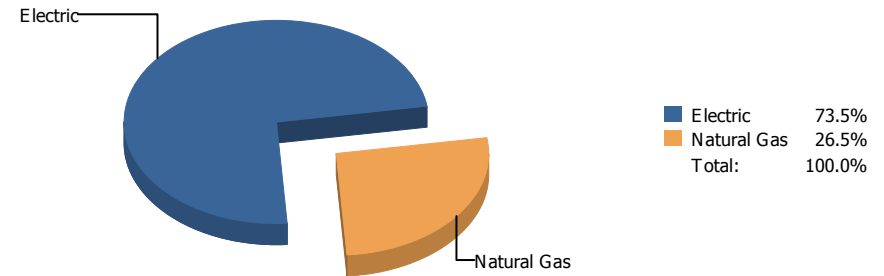


Commodity	Common Use	Energy Use	Energy Use / Area	Total Cost	Cost / Unit	Cost / Area
<b>Place: [POLK] POLK      159 [BUILDING]</b> <b>Area: 67,321 SqFt</b> <b>Billing Period: Jan 2018</b>						
ELECTRIC	38,200.00 kWh	130,377 KBtu	1.937 KBtu/SqFt	\$4,740.46	\$0.124 /kWh	\$0.070 /SqFt
NATURALGAS	2,318.00 CCF	238,754 KBtu	3.547 KBtu/SqFt	\$1,550.18	\$0.669 /CCF	\$0.023 /SqFt
SEWER	128.00 CCF			\$417.47	\$3.261 /CCF	\$0.006 /SqFt
WATER	169.00 CCF			\$536.20	\$3.173 /CCF	\$0.008 /SqFt
<b>Totals:</b>		<b>369,131 KBtu</b>	<b>5.483 KBtu/SqFt</b>	<b>\$7,244.31</b>		

## Energy



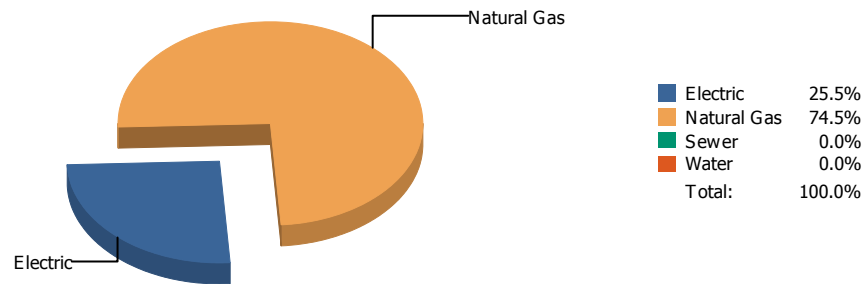
## Cost



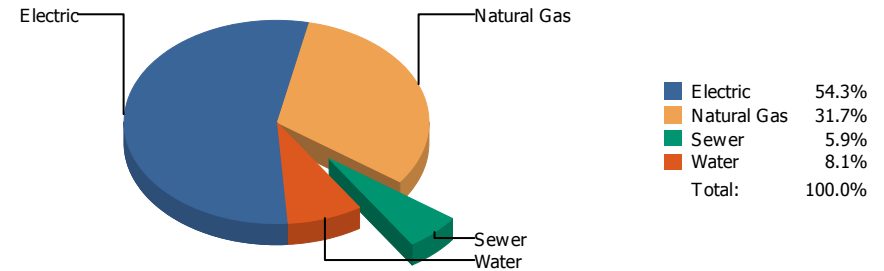
Commodity	Common Use	Energy Use	Energy Use / Area	Total Cost	Cost / Unit	Cost / Area
<b>Place: [POWELL_2] POWELL</b> <b>Area: 79,770 SqFt</b> <b>Billing Period: Jan 2018</b>						
ELECTRIC	37,800.00 kWh	129,011 KBtu	1.617 KBtu/SqFt	\$3,874.67	\$0.103 /kWh	\$0.049 /SqFt
NATURALGAS	2,280.00 CCF	234,840 KBtu	2.944 KBtu/SqFt	\$1,395.83	\$0.612 /CCF	\$0.017 /SqFt
<b>Totals:</b>		<b>363,851 KBtu</b>	<b>4.561 KBtu/SqFt</b>	<b>\$5,270.50</b>		



## Energy

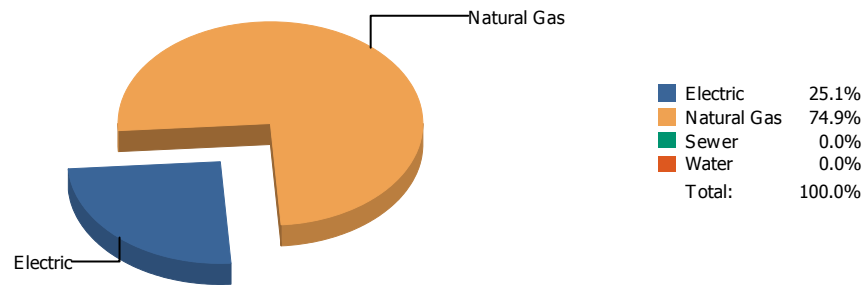


## Cost

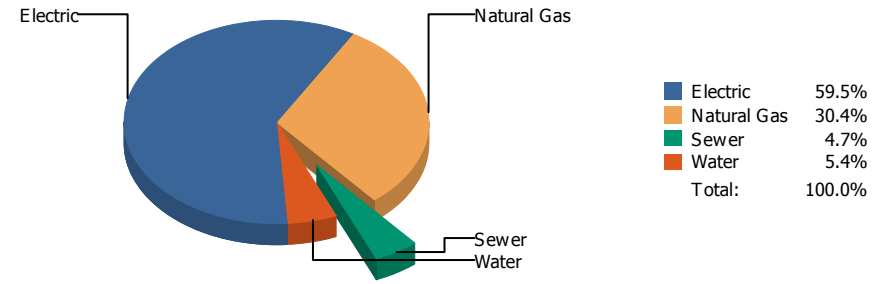


Commodity	Common Use	Energy Use	Energy Use / Area	Total Cost	Cost / Unit	Cost / Area
<b>Place: [PROFESSIONAL DEV] EPISD PROF DEVELOPMENT CENTER931 [BUILDING]</b>						
<b>Area: 18,400 SqFt</b>						
<b>Billing Period: Jan 2018</b>						
ELECTRIC	7,000.00 kWh	23,891 KBtu	1.298 KBtu/SqFt	\$880.71	\$0.126 /kWh	\$0.048 /SqFt
NATURALGAS	676.00 CCF	69,628 KBtu	3.784 KBtu/SqFt	\$513.54	\$0.760 /CCF	\$0.028 /SqFt
SEWER	15.00 CCF			\$95.19	\$6.346 /CCF	\$0.005 /SqFt
WATER	17.00 CCF			\$131.01	\$7.706 /CCF	\$0.007 /SqFt
<b>Totals:</b>		<b>93,519 KBtu</b>	<b>5.083 KBtu/SqFt</b>	<b>\$1,620.45</b>		

## Energy

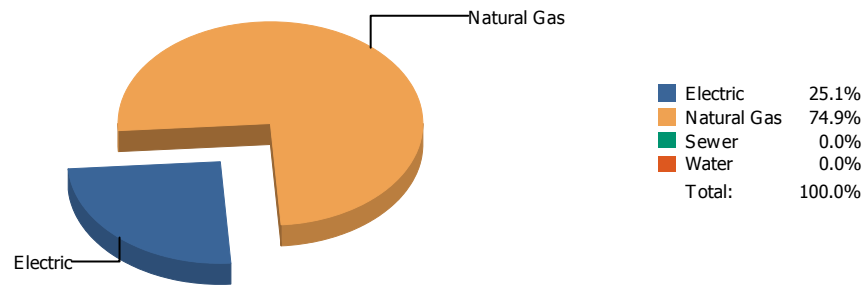


## Cost

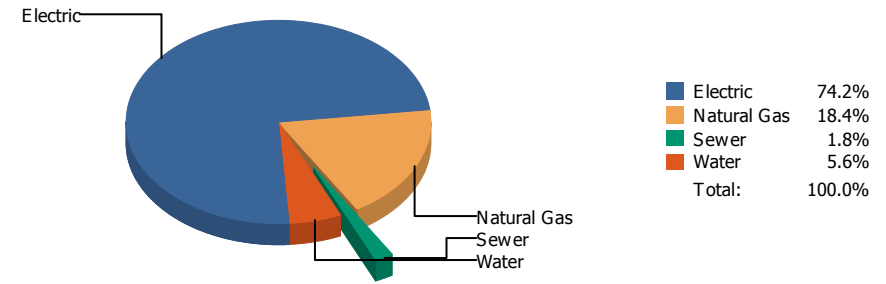


Commodity	Common Use	Energy Use	Energy Use / Area	Total Cost	Cost / Unit	Cost / Area
<b>Place: [PUTNAM] PUTNAM 135 [BUILDING]</b> <b>Area: 61,978 SqFt</b> <b>Billing Period: Jan 2018</b>						
ELECTRIC	35,148.00 kWh	119,960 KBtu	1.936 KBtu/SqFt	\$4,288.30	\$0.122 /kWh	\$0.069 /SqFt
NATURALGAS	3,484.00 CCF	358,852 KBtu	5.790 KBtu/SqFt	\$2,189.17	\$0.628 /CCF	\$0.035 /SqFt
SEWER	135.00 CCF			\$339.84	\$2.517 /CCF	\$0.005 /SqFt
WATER	144.00 CCF			\$388.40	\$2.697 /CCF	\$0.006 /SqFt
<b>Totals:</b>		<b>478,812 KBtu</b>	<b>7.726 KBtu/SqFt</b>	<b>\$7,205.71</b>		

## Energy

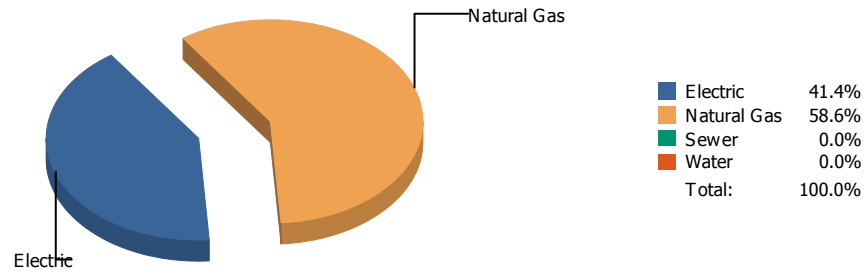


## Cost

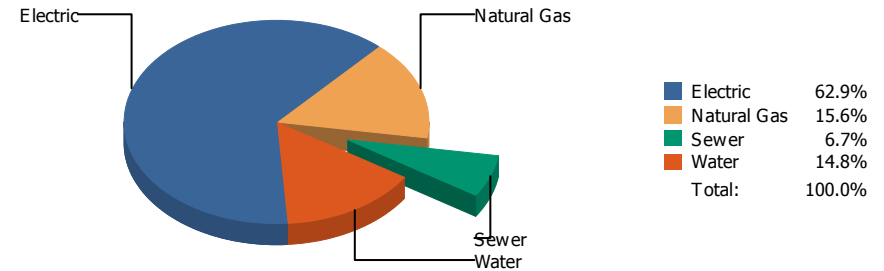


Commodity	Common Use	Energy Use	Energy Use / Area	Total Cost	Cost / Unit	Cost / Area
<b>Place: [RICHARDS] RICHARDSON [BUILDING]</b>						
<b>Area: 115,872 SqFt</b>						
<b>Billing Period: Jan 2018</b>						
ELECTRIC	75,000.00 kWh	255,975 KBtu	2.209 KBtu/SqFt	\$17,072.71	\$0.228 /kWh	\$0.147 /SqFt
NATURALGAS	7,417.00 CCF	763,951 KBtu	6.593 KBtu/SqFt	\$4,240.39	\$0.572 /CCF	\$0.037 /SqFt
SEWER	126.00 CCF			\$413.93	\$3.285 /CCF	\$0.004 /SqFt
WATER	257.00 CCF			\$1,296.11	\$5.043 /CCF	\$0.011 /SqFt
<b>Totals:</b>		<b>1,019,926 KBtu</b>	<b>8.802 KBtu/SqFt</b>	<b>\$23,023.14</b>		

## Energy

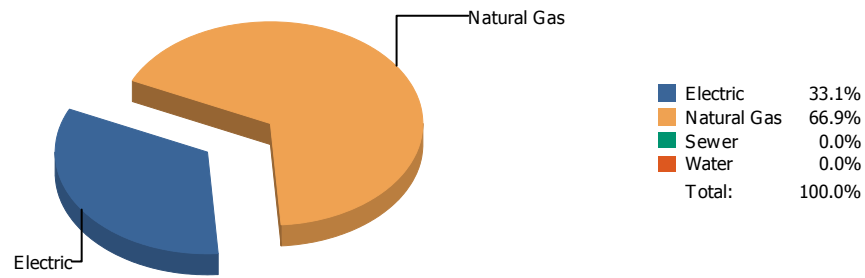


## Cost

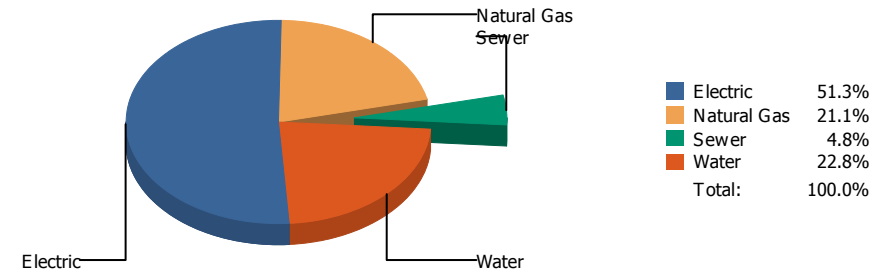


Commodity	Common Use	Energy Use	Energy Use / Area	Total Cost	Cost / Unit	Cost / Area
<b>Place: [RIVERA] RIVERA      156 [BUILDING]</b> <b>Area: 77,562 SqFt</b> <b>Billing Period: Jan 2018</b>						
ELECTRIC	39,007.00 kWh	133,131 KBtu	1.716 KBtu/SqFt	\$5,123.19	\$0.131 /kWh	\$0.066 /SqFt
NATURALGAS	1,830.00 CCF	188,490 KBtu	2.430 KBtu/SqFt	\$1,275.49	\$0.697 /CCF	\$0.016 /SqFt
SEWER	150.00 CCF			\$542.77	\$3.618 /CCF	\$0.007 /SqFt
WATER	256.00 CCF			\$1,208.93	\$4.722 /CCF	\$0.015 /SqFt
<b>Totals:</b>		<b>321,621 KBtu</b>	<b>4.147 KBtu/SqFt</b>	<b>\$8,150.38</b>		

## Energy

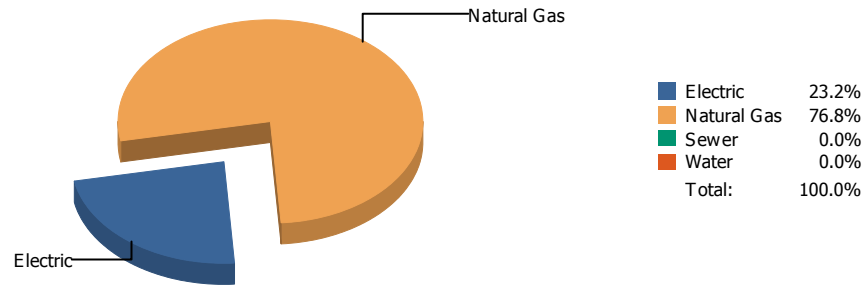


## Cost

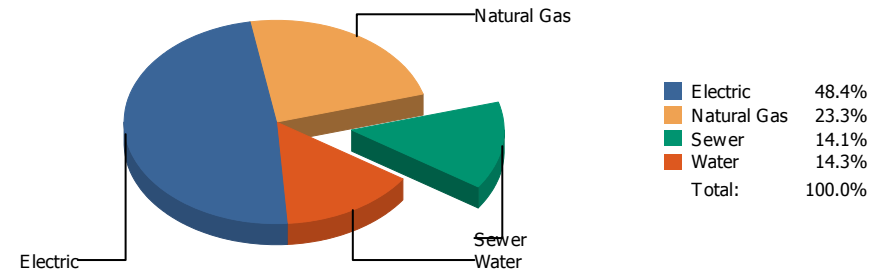


Commodity	Common Use	Energy Use	Energy Use / Area	Total Cost	Cost / Unit	Cost / Area
<b>Place: [ROBERTS] ROBERTS      136 [BUILDING]</b> <b>Area: 81,457 SqFt</b> <b>Billing Period: Jan 2018</b>						
ELECTRIC	47,260.00 kWh	161,298 KBtu	1.980 KBtu/SqFt	\$4,646.90	\$0.098 /kWh	\$0.057 /SqFt
NATURALGAS	3,158.00 CCF	325,274 KBtu	3.993 KBtu/SqFt	\$1,909.61	\$0.605 /CCF	\$0.023 /SqFt
SEWER	138.00 CCF			\$435.17	\$3.153 /CCF	\$0.005 /SqFt
WATER	485.00 CCF			\$2,064.93	\$4.258 /CCF	\$0.025 /SqFt
<b>Totals:</b>		<b>486,572 KBtu</b>	<b>5.973 KBtu/SqFt</b>	<b>\$9,056.61</b>		

## Energy

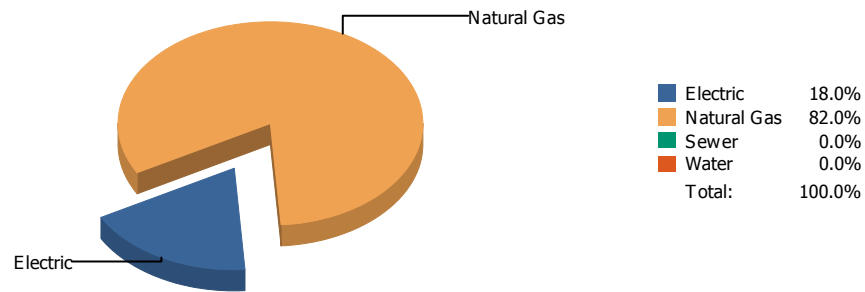


## Cost

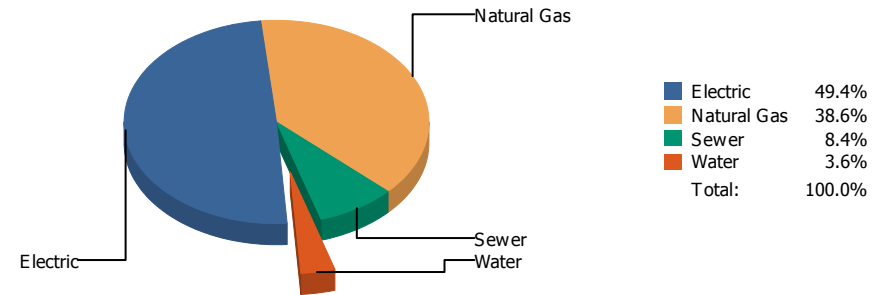


Commodity	Common Use	Energy Use	Energy Use / Area	Total Cost	Cost / Unit	Cost / Area
<b>Place: [ROSS] ROSS      042 [BUILDING]</b> <b>Area: 131,497 SqFt</b> <b>Billing Period: Jan 2018</b>						
ELECTRIC	46,962.00 kWh	160,281 KBtu	1.219 KBtu/SqFt	\$6,317.93	\$0.135 /kWh	\$0.048 /SqFt
NATURALGAS	5,165.00 CCF	531,995 KBtu	4.046 KBtu/SqFt	\$3,038.52	\$0.588 /CCF	\$0.023 /SqFt
SEWER	932.00 CCF			\$1,840.55	\$1.975 /CCF	\$0.014 /SqFt
WATER	839.00 CCF			\$1,869.50	\$2.228 /CCF	\$0.014 /SqFt
<b>Totals:</b>		<b>692,276 KBtu</b>	<b>5.265 KBtu/SqFt</b>	<b>\$13,066.50</b>		

## Energy

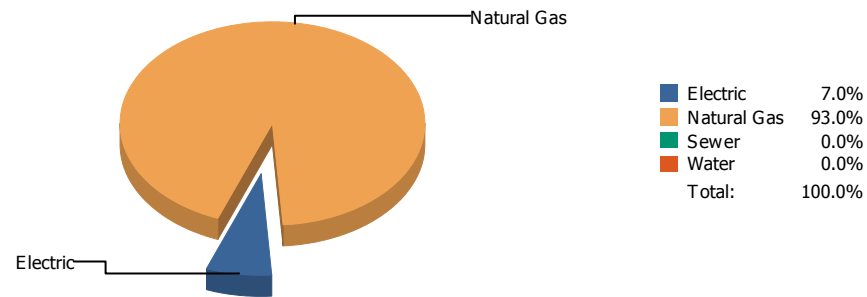


## Cost

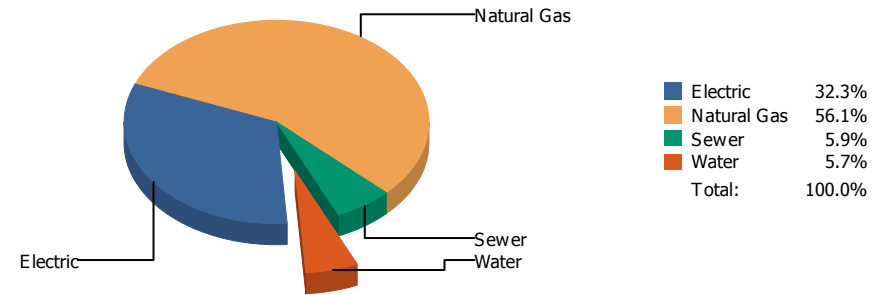


Commodity	Common Use	Energy Use	Energy Use / Area	Total Cost	Cost / Unit	Cost / Area
<b>Place: [RUSK] RUSK      138 [BUILDING]</b> <b>Area: 67,240 SqFt</b> <b>Billing Period: Jan 2018</b>						
ELECTRIC	21,833.00 kWh	74,516 KBtu	1.108 KBtu/SqFt	\$2,688.42	\$0.123 /kWh	\$0.040 /SqFt
NATURALGAS	3,306.00 CCF	340,518 KBtu	5.064 KBtu/SqFt	\$2,097.26	\$0.634 /CCF	\$0.031 /SqFt
SEWER	154.00 CCF			\$459.32	\$2.983 /CCF	\$0.007 /SqFt
WATER	33.00 CCF			\$193.65	\$5.868 /CCF	\$0.003 /SqFt
<b>Totals:</b>		<b>415,034 KBtu</b>	<b>6.172 KBtu/SqFt</b>	<b>\$5,438.65</b>		

## Energy



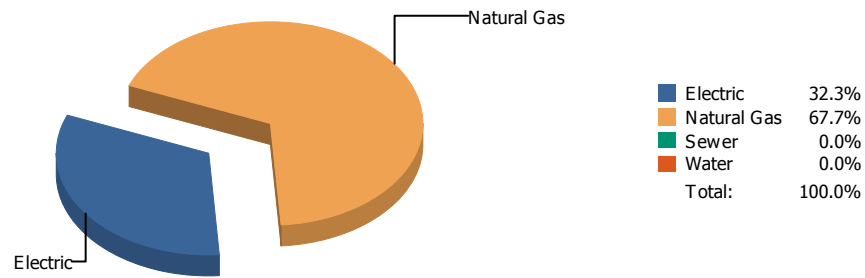
## Cost



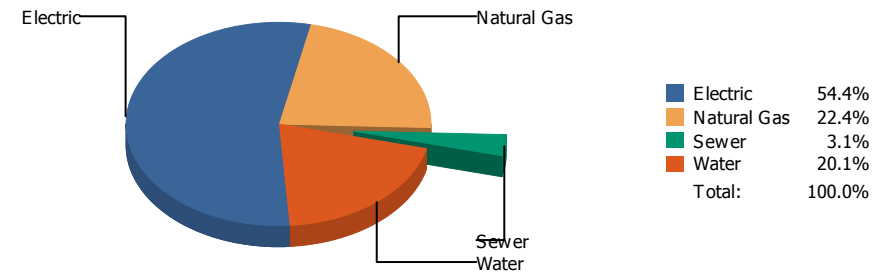
Commodity	Common Use	Energy Use	Energy Use / Area	Total Cost	Cost / Unit	Cost / Area
<b>Place: [SAN JAC] SAN JACINTO 139 [BUILDING]</b> <b>Area: 29,589 SqFt</b> <b>Billing Period: Jan 2018</b>						
ELECTRIC	4,000.00 kWh	13,652 KBtu	0.461 KBtu/SqFt	\$650.02	\$0.163 /kWh	\$0.022 /SqFt
NATURALGAS	1,770.00 CCF	182,310 KBtu	6.161 KBtu/SqFt	\$1,129.19	\$0.638 /CCF	\$0.038 /SqFt
SEWER	18.00 CCF			\$118.22	\$6.568 /CCF	\$0.004 /SqFt
WATER	7.00 CCF			\$113.94	\$16.277 /CCF	\$0.004 /SqFt
<b>Totals:</b>		<b>195,962 KBtu</b>	<b>6.623 KBtu/SqFt</b>	<b>\$2,011.37</b>		



## Energy

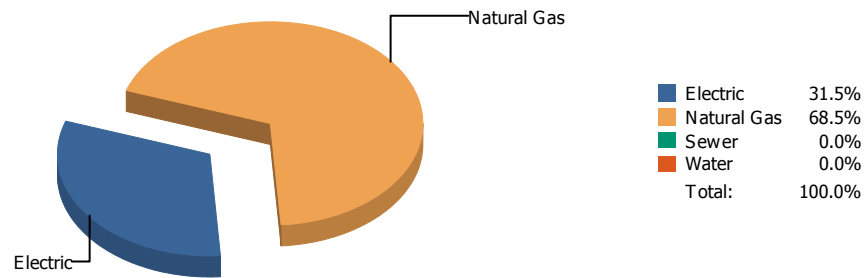


## Cost

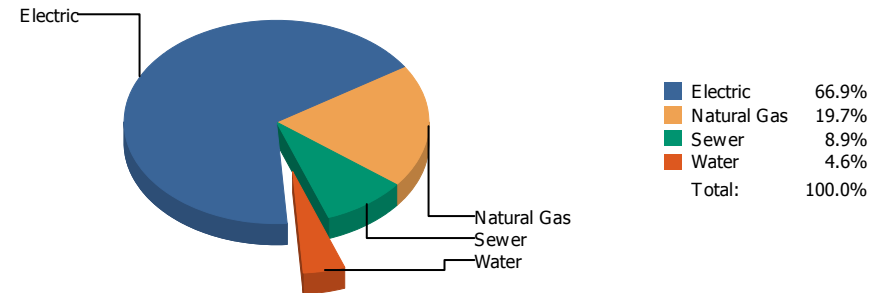


Commodity	Common Use	Energy Use	Energy Use / Area	Total Cost	Cost / Unit	Cost / Area
Place: [SCHUSTER] SCHUSTER 140 [BUILDING]						
Area: 34,371 SqFt						
Billing Period: Jan 2018						
ELECTRIC	25,813.00 kWh	88,100 KBtu	2.563 KBtu/SqFt	\$2,739.19	\$0.106 /kWh	\$0.080 /SqFt
NATURALGAS	1,792.00 CCF	184,576 KBtu	5.370 KBtu/SqFt	\$1,125.60	\$0.628 /CCF	\$0.033 /SqFt
SEWER	40.00 CCF			\$157.16	\$3.929 /CCF	\$0.005 /SqFt
WATER	218.00 CCF			\$1,011.02	\$4.638 /CCF	\$0.029 /SqFt
<b>Totals:</b>		<b>272,676 KBtu</b>	<b>7.933 KBtu/SqFt</b>	<b>\$5,032.97</b>		

## Energy

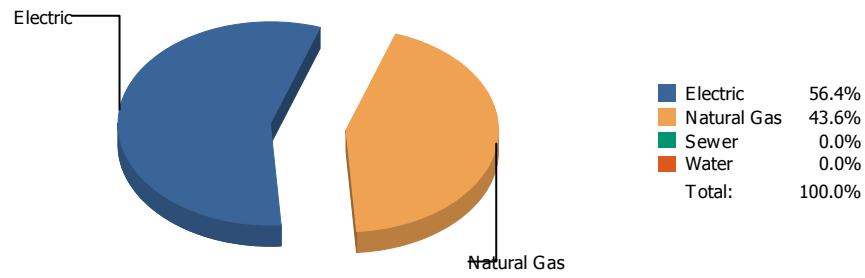


## Cost

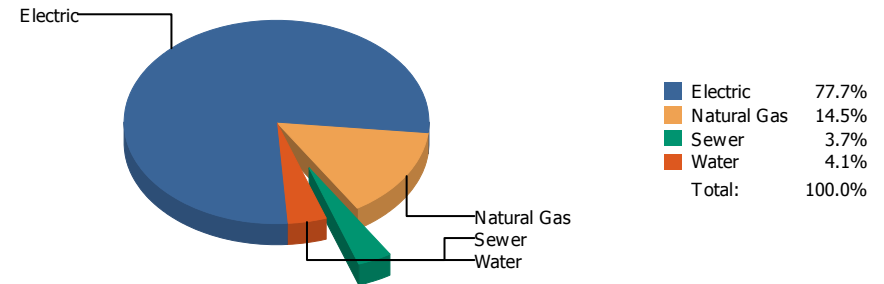


Commodity	Common Use	Energy Use	Energy Use / Area	Total Cost	Cost / Unit	Cost / Area
<b>Place: [STANTON] STANTON      141 [BUILDING]</b> <b>Area: 75,957 SqFt</b> <b>Billing Period: Jan 2018</b>						
ELECTRIC	24,871.00 kWh	84,885 KBtu	1.118 KBtu/SqFt	\$4,263.63	\$0.171 /kWh	\$0.056 /SqFt
NATURALGAS	1,793.70 CCF	184,751 KBtu	2.432 KBtu/SqFt	\$1,253.18	\$0.699 /CCF	\$0.016 /SqFt
SEWER	233.00 CCF			\$567.41	\$2.435 /CCF	\$0.007 /SqFt
WATER	62.00 CCF			\$290.30	\$4.682 /CCF	\$0.004 /SqFt
<b>Totals:</b>		<b>269,636 KBtu</b>	<b>3.550 KBtu/SqFt</b>	<b>\$6,374.52</b>		

## Energy

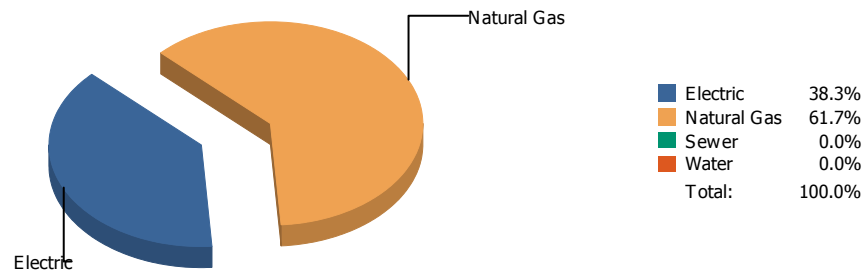


## Cost

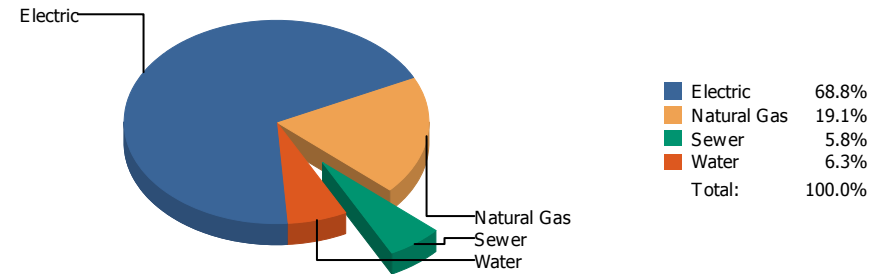


Commodity	Common Use	Energy Use	Energy Use / Area	Total Cost	Cost / Unit	Cost / Area
<b>Place: [SUNSET HIGH_1] SUNSET HIGH SCHOOL [BUILDING]</b>						
<b>Area: 33,263 SqFt</b>						
<b>Billing Period: Jan 2018</b>						
ELECTRIC	25,520.00 kWh	87,100 KBtu	2.619 KBtu/SqFt	\$2,665.25	\$0.104 /kWh	\$0.080 /SqFt
NATURALGAS	655.00 CCF	67,465 KBtu	2.028 KBtu/SqFt	\$496.00	\$0.757 /CCF	\$0.015 /SqFt
SEWER	23.00 CCF			\$127.07	\$5.525 /CCF	\$0.004 /SqFt
WATER	20.00 CCF			\$139.81	\$6.991 /CCF	\$0.004 /SqFt
<b>Totals:</b>		<b>154,565 KBtu</b>	<b>4.647 KBtu/SqFt</b>	<b>\$3,428.13</b>		

## Energy

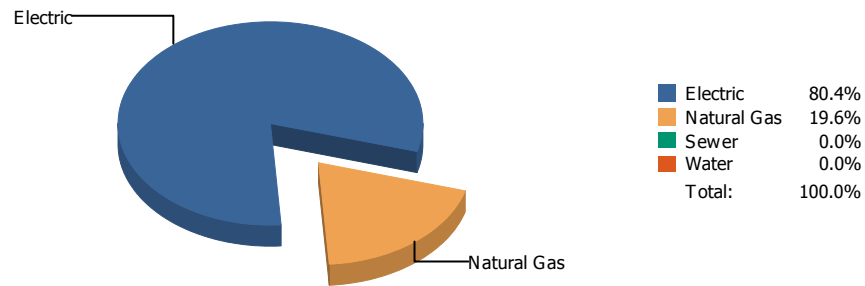


## Cost

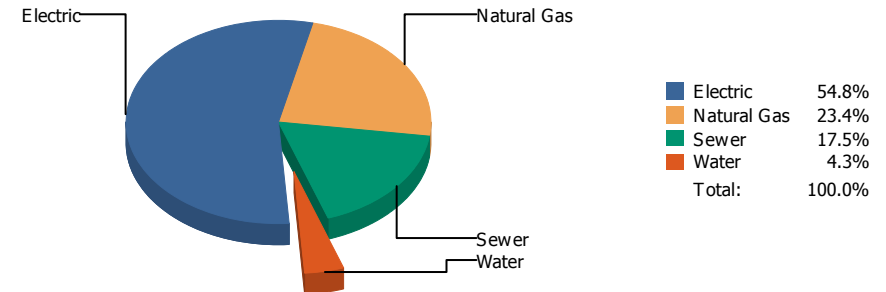


Commodity	Common Use	Energy Use	Energy Use / Area	Total Cost	Cost / Unit	Cost / Area
Place: [TELLES] R. TELLES ACADEMY 027 [BUILDING]						
Area: 38,000 SqFt						
Billing Period: Jan 2018						
ELECTRIC	25,200.00 kWh	86,008 KBtu	2.263 KBtu/SqFt	\$3,205.71	\$0.127 /kWh	\$0.084 /SqFt
NATURALGAS	1,343.00 CCF	138,329 KBtu	3.640 KBtu/SqFt	\$888.72	\$0.662 /CCF	\$0.023 /SqFt
SEWER	46.00 CCF			\$272.33	\$5.920 /CCF	\$0.007 /SqFt
WATER	32.00 CCF			\$293.84	\$9.183 /CCF	\$0.008 /SqFt
<b>Totals:</b>		<b>224,337 KBtu</b>	<b>5.904 KBtu/SqFt</b>	<b>\$4,660.60</b>		

## Energy

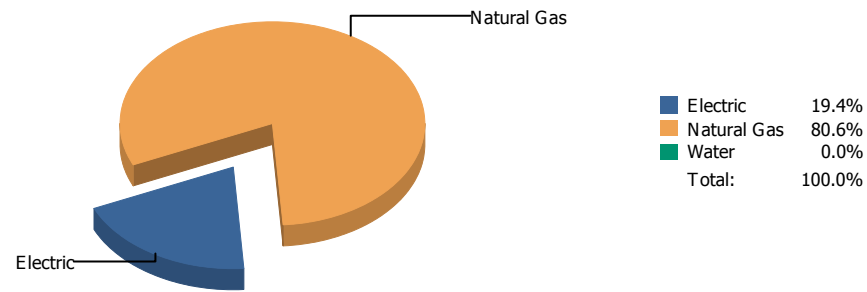


## Cost

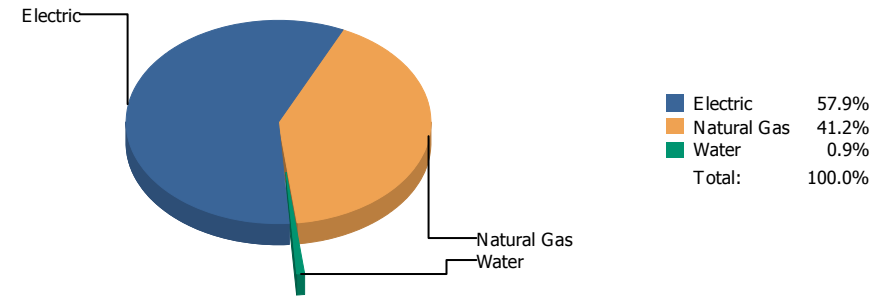


Commodity	Common Use	Energy Use	Energy Use / Area	Total Cost	Cost / Unit	Cost / Area
<b>Place: [TENNISCENTER_2] TENNIS CENTER 000 [BUILDING]</b>						
<b>Area: 3,867 SqFt</b>						
<b>Billing Period: Jan 2018</b>						
ELECTRIC	992.00 kWh	3,386 KBtu	0.876 KBtu/SqFt	\$298.11	\$0.301 /kWh	\$0.077 /SqFt
NATURALGAS	8.00 CCF	824 KBtu	0.213 KBtu/SqFt	\$127.15	\$15.894 /CCF	\$0.033 /SqFt
SEWER	5.00 CCF			\$95.21	\$19.042 /CCF	\$0.025 /SqFt
WATER	1.00 CCF			\$23.33	\$23.330 /CCF	\$0.006 /SqFt
<b>Totals:</b>		<b>4,210 KBtu</b>	<b>1.089 KBtu/SqFt</b>	<b>\$543.80</b>		

## Energy

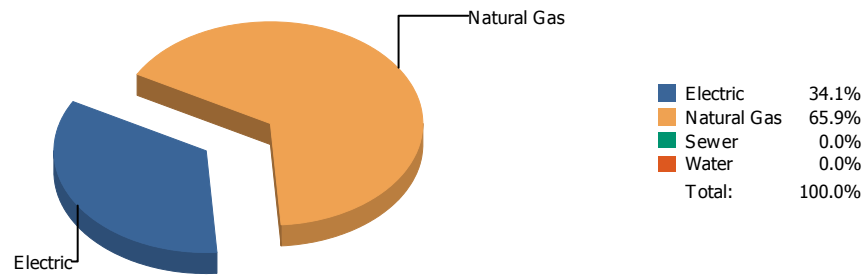


## Cost

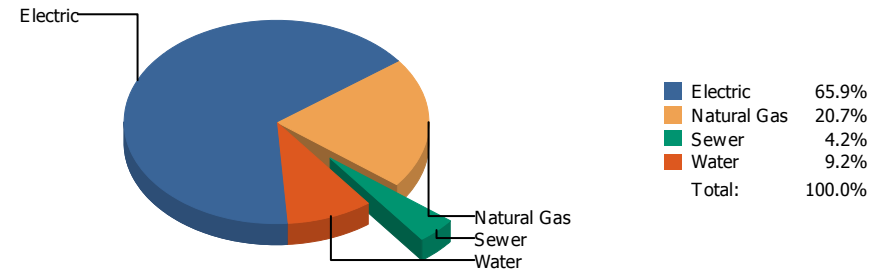


Commodity	Common Use	Energy Use	Energy Use / Area	Total Cost	Cost / Unit	Cost / Area
<b>Place: [TERRACE] TERRACE HILLS 048 [BUILDING]</b> <b>Area: 138,021 SqFt</b> <b>Billing Period: Jan 2018</b>						
ELECTRIC	25,950.00 kWh	88,567 KBtu	0.642 KBtu/SqFt	\$3,157.04	\$0.122 /kWh	\$0.023 /SqFt
NATURALGAS	3,568.80 CCF	367,586 KBtu	2.663 KBtu/SqFt	\$2,242.86	\$0.628 /CCF	\$0.016 /SqFt
WATER	0.00 CCF			\$50.44	\$0.000 /CCF	\$0.000 /SqFt
<b>Totals:</b>		<b>456,154 KBtu</b>	<b>3.305 KBtu/SqFt</b>	<b>\$5,450.34</b>		

## Energy

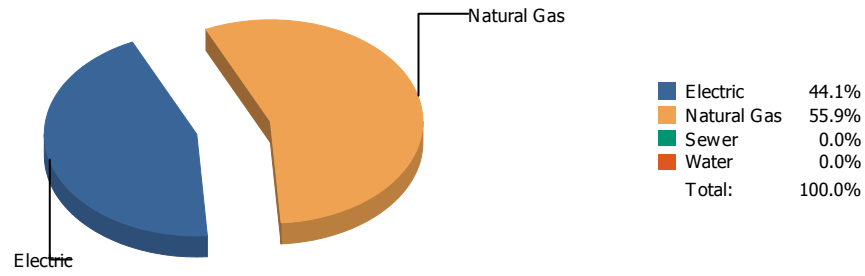


## Cost

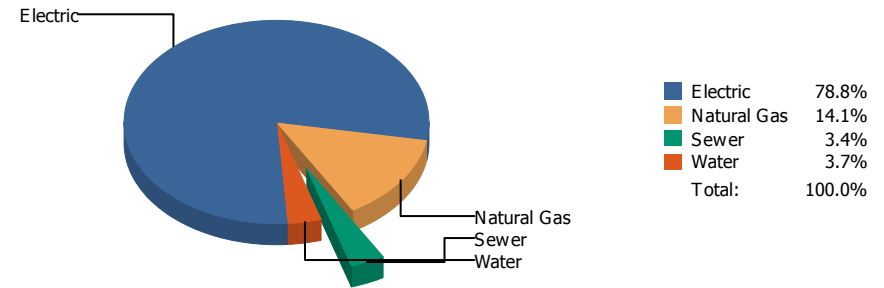


Commodity	Common Use	Energy Use	Energy Use / Area	Total Cost	Cost / Unit	Cost / Area
<b>Place: [TIPPENELEMENTARY] TIPPIN ELEMENTARY 168 [BUILDING]</b>						
<b>Area: 88,360 SqFt</b>						
<b>Billing Period: Jan 2018</b>						
ELECTRIC	51,600.00 kWh	176,111 KBtu	1.993 KBtu/SqFt	\$6,253.71	\$0.121 /kWh	\$0.071 /SqFt
NATURALGAS	3,307.00 CCF	340,621 KBtu	3.855 KBtu/SqFt	\$1,964.91	\$0.594 /CCF	\$0.022 /SqFt
SEWER	117.00 CCF			\$398.00	\$3.402 /CCF	\$0.005 /SqFt
WATER	86.00 CCF			\$874.30	\$10.166 /CCF	\$0.010 /SqFt
<b>Totals:</b>		<b>516,732 KBtu</b>	<b>5.848 KBtu/SqFt</b>	<b>\$9,490.92</b>		

## Energy



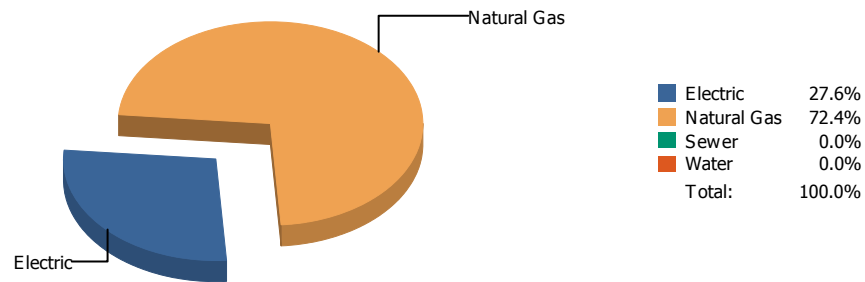
## Cost



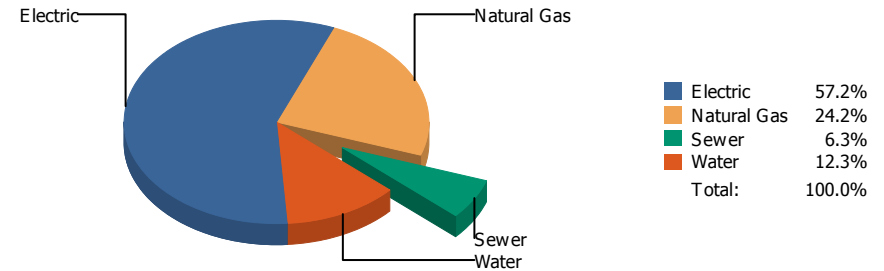
Commodity	Common Use	Energy Use	Energy Use / Area	Total Cost	Cost / Unit	Cost / Area
<b>Place: [TOMLEA_2] TOM LEA      178 [BUILDING]</b> <b>Area: 88,828 SqFt</b> <b>Billing Period: Jan 2018</b>						
ELECTRIC	67,360.00 kWh	229,900 KBtu	2.588 KBtu/SqFt	\$9,514.94	\$0.141 /kWh	\$0.107 /SqFt
NATURALGAS	2,827.00 CCF	291,181 KBtu	3.278 KBtu/SqFt	\$1,698.71	\$0.601 /CCF	\$0.019 /SqFt
SEWER	122.00 CCF			\$406.85	\$3.335 /CCF	\$0.005 /SqFt
WATER	99.00 CCF			\$448.51	\$4.530 /CCF	\$0.005 /SqFt
<b>Totals:</b>		<b>521,081 KBtu</b>	<b>5.866 KBtu/SqFt</b>	<b>\$12,069.01</b>		



## Energy

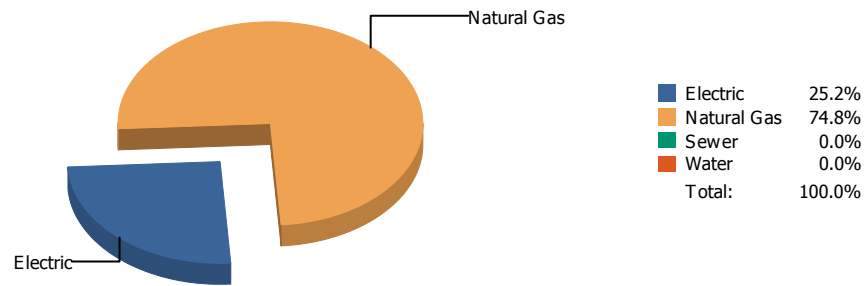


## Cost

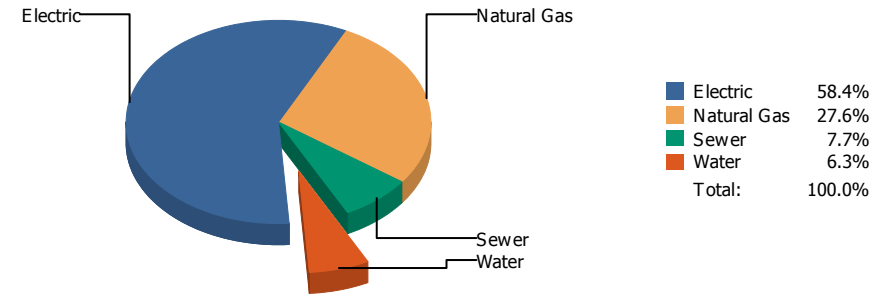


Commodity	Common Use	Energy Use	Energy Use / Area	Total Cost	Cost / Unit	Cost / Area
<b>Place: [TRAVIS] TRAVIS      143 [BUILDING]</b> <b>Area: 78,925 SqFt</b> <b>Billing Period: Jan 2018</b>						
ELECTRIC	22,080.00 kWh	75,359 KBtu	0.955 KBtu/SqFt	\$2,820.76	\$0.128 /kWh	\$0.036 /SqFt
NATURALGAS	1,916.00 CCF	197,348 KBtu	2.500 KBtu/SqFt	\$1,194.27	\$0.623 /CCF	\$0.015 /SqFt
SEWER	89.00 CCF			\$312.53	\$3.512 /CCF	\$0.004 /SqFt
WATER	129.00 CCF			\$607.67	\$4.711 /CCF	\$0.008 /SqFt
<b>Totals:</b>		<b>272,707 KBtu</b>	<b>3.455 KBtu/SqFt</b>	<b>\$4,935.23</b>		

## Energy

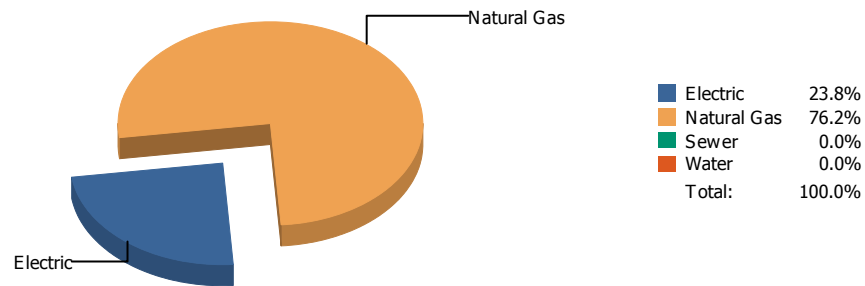


## Cost

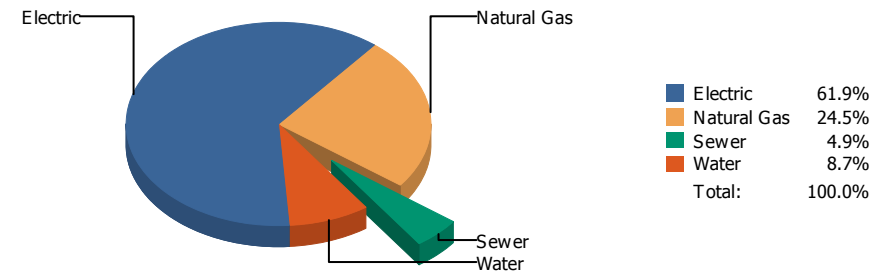


Commodity	Common Use	Energy Use	Energy Use / Area	Total Cost	Cost / Unit	Cost / Area
<b>Place: [VILAS] VILAS      144 [BUILDING]</b> <b>Area: 66,992 SqFt</b> <b>Billing Period: Jan 2018</b>						
ELECTRIC	26,298.00 kWh	89,755 KBtu	1.340 KBtu/SqFt	\$3,880.17	\$0.148 /kWh	\$0.058 /SqFt
NATURALGAS	2,587.40 CCF	266,502 KBtu	3.978 KBtu/SqFt	\$1,831.25	\$0.708 /CCF	\$0.027 /SqFt
SEWER	92.00 CCF			\$508.28	\$5.525 /CCF	\$0.007 /SqFt
WATER	50.00 CCF			\$420.87	\$8.417 /CCF	\$0.006 /SqFt
<b>Totals:</b>		<b>356,257 KBtu</b>	<b>5.318 KBtu/SqFt</b>	<b>\$6,640.57</b>		

## Energy

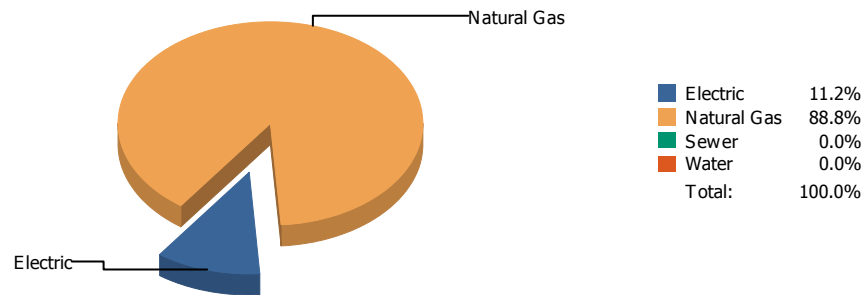


## Cost

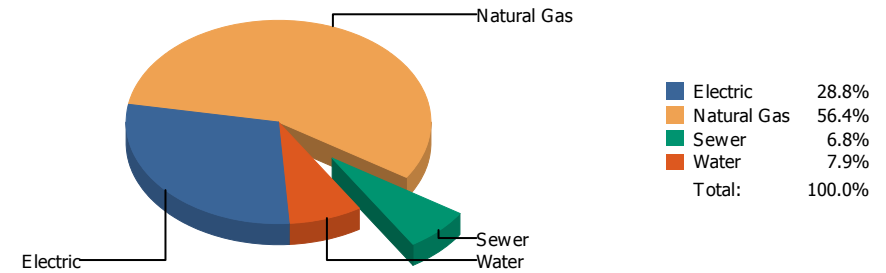


Commodity	Common Use	Energy Use	Energy Use / Area	Total Cost	Cost / Unit	Cost / Area
Place: [W HILLS] WESTERN HILLS 146 [BUILDING]						
Area: 77,753 SqFt						
Billing Period: Jan 2018						
ELECTRIC	31,440.00 kWh	107,305 KBtu	1.380 KBtu/SqFt	\$5,005.43	\$0.159 /kWh	\$0.064 /SqFt
NATURALGAS	3,335.00 CCF	343,505 KBtu	4.418 KBtu/SqFt	\$1,980.01	\$0.594 /CCF	\$0.025 /SqFt
SEWER	59.00 CCF			\$398.47	\$6.754 /CCF	\$0.005 /SqFt
WATER	233.00 CCF			\$704.62	\$3.024 /CCF	\$0.009 /SqFt
<b>Totals:</b>		<b>450,810 KBtu</b>	<b>5.798 KBtu/SqFt</b>	<b>\$8,088.53</b>		

## Energy



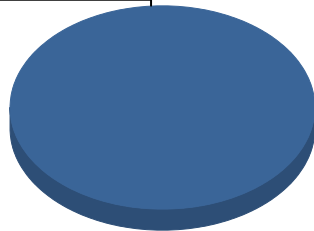
## Cost



Commodity	Common Use	Energy Use	Energy Use / Area	Total Cost	Cost / Unit	Cost / Area
<b>Place: [WAINWRIG] WAINWRIGHT 145 [BUILDING]</b> <b>Area: 38,227 SqFt</b> <b>Billing Period: Jan 2018</b>						
ELECTRIC	9,779.00 kWh	33,376 KBtu	0.873 KBtu/SqFt	\$860.49	\$0.088 /kWh	\$0.022 /SqFt
NATURALGAS	2,565.00 CCF	264,195 KBtu	6.911 KBtu/SqFt	\$1,685.90	\$0.657 /CCF	\$0.044 /SqFt
SEWER	18.00 CCF			\$204.58	\$11.366 /CCF	\$0.005 /SqFt
WATER	18.00 CCF			\$235.84	\$13.102 /CCF	\$0.006 /SqFt
<b>Totals:</b>		<b>297,571 KBtu</b>	<b>7.784 KBtu/SqFt</b>	<b>\$2,986.81</b>		

## Energy

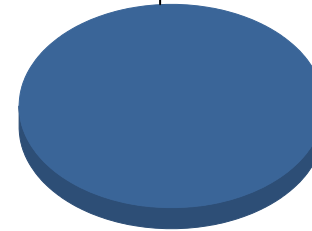
Electric



■ Electric 100.0%  
Total: 100.0%

## Cost

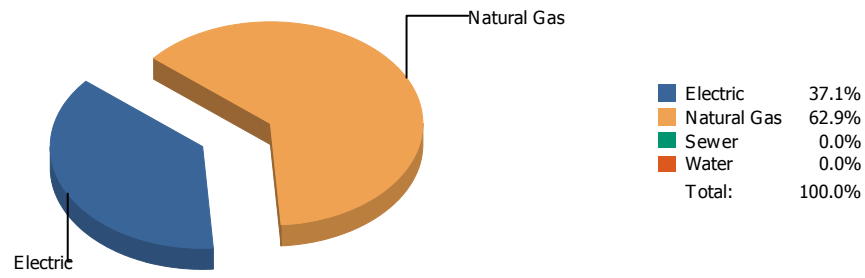
Electric



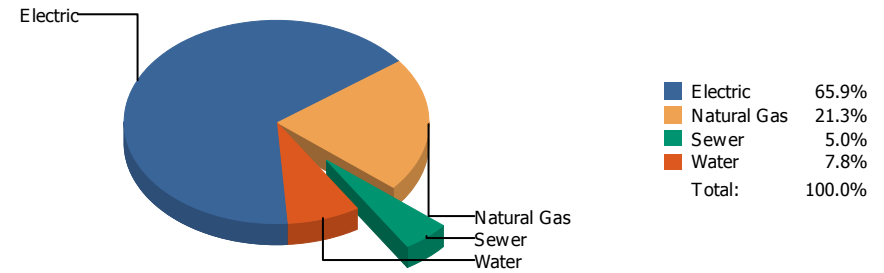
■ Electric 100.0%  
Total: 100.0%

Commodity	Common Use	Energy Use	Energy Use / Area	Total Cost	Cost / Unit	Cost / Area
Place: [WESTSIDE] WESTSIDE TRANSPORTATION 951 [BUILDING]						
Area: 4,040 SqFt						
Billing Period: Jan 2018						
ELECTRIC	2,208.00 kWh	7,536 KBtu	1.865 KBtu/SqFt	\$279.78	\$0.127 /kWh	\$0.069 /SqFt
<b>Totals:</b>		<b>7,536 KBtu</b>	<b>1.865 KBtu/SqFt</b>	<b>\$279.78</b>		

## Energy



## Cost



Commodity	Common Use	Energy Use	Energy Use / Area	Total Cost	Cost / Unit	Cost / Area
Place: [WHITAKER] WHITAKER 153 [BUILDING]						
Area: 89,458 SqFt						
Billing Period: Jan 2018						
ELECTRIC	80,760.00 kWh	275,634 KBtu	3.081 KBtu/SqFt	\$8,168.76	\$0.101 /kWh	\$0.091 /SqFt
NATURALGAS	4,531.00 CCF	466,693 KBtu	5.217 KBtu/SqFt	\$2,642.28	\$0.583 /CCF	\$0.030 /SqFt
SEWER	195.00 CCF			\$622.42	\$3.192 /CCF	\$0.007 /SqFt
WATER	210.00 CCF			\$969.56	\$4.617 /CCF	\$0.011 /SqFt
<b>Totals:</b>		<b>742,327 KBtu</b>	<b>8.298 KBtu/SqFt</b>	<b>\$12,403.02</b>		

## Energy

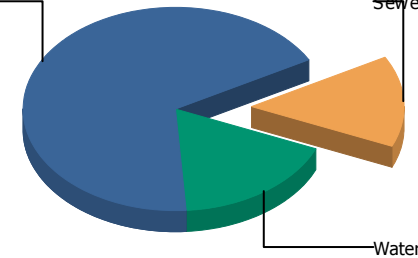
Natural Gas



Natural Gas	100.0%
Sewer	0.0%
Water	0.0%
Total:	100.0%

## Cost

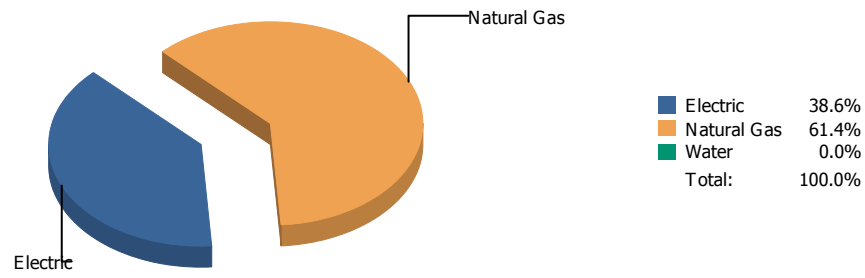
Natural Gas



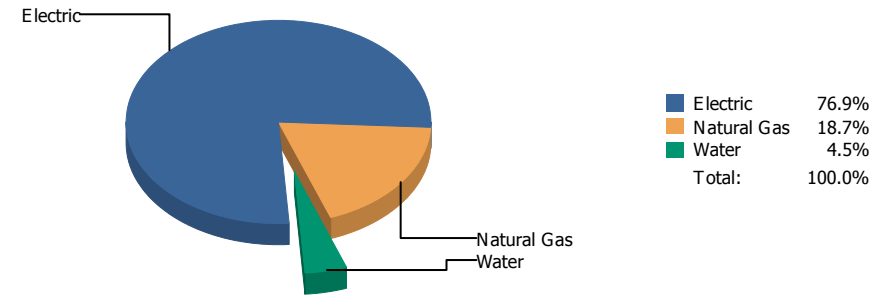
Natural Gas	68.1%
Sewer	14.5%
Water	17.4%
Total:	100.0%

Commodity	Common Use	Energy Use	Energy Use / Area	Total Cost	Cost / Unit	Cost / Area
<b>Place: [WHITE] ZACH WHITE ELEMENTARY NEW-1997 [BUILDING]</b>						
<b>Area: 92,458 SqFt</b>						
<b>Billing Period: Jan 2018</b>						
NATURALGAS	2,484.00 CCF	255,852 KBtu	2.767 KBtu/SqFt	\$1,658.89	\$0.668 /CCF	\$0.018 /SqFt
SEWER	102.00 CCF			\$353.26	\$3.463 /CCF	\$0.004 /SqFt
WATER	87.00 CCF			\$424.76	\$4.882 /CCF	\$0.004 /SqFt
<b>Totals:</b>		<b>255,852 KBtu</b>	<b>2.767 KBtu/SqFt</b>	<b>\$2,436.91</b>		

## Energy



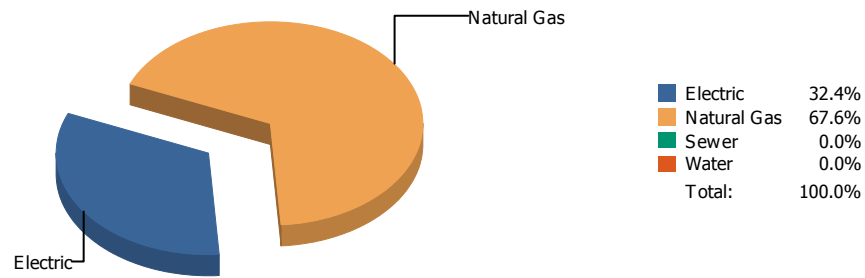
## Cost



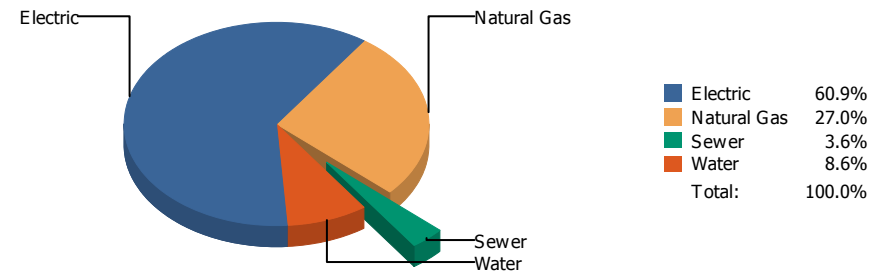
Commodity	Common Use	Energy Use	Energy Use / Area	Total Cost	Cost / Unit	Cost / Area
<b>Place: [WIGGS] WIGGS      052 [BUILDING]</b> <b>Area: 110,689 SqFt</b> <b>Billing Period: Jan 2018</b>						
ELECTRIC	49,140.00 kWh	167,715 KBtu	1.515 KBtu/SqFt	\$6,450.45	\$0.131 /kWh	\$0.058 /SqFt
NATURALGAS	2,585.00 CCF	266,255 KBtu	2.405 KBtu/SqFt	\$1,564.71	\$0.605 /CCF	\$0.014 /SqFt
WATER	26.00 CCF			\$374.11	\$14.389 /CCF	\$0.003 /SqFt
<b>Totals:</b>		<b>433,970 KBtu</b>	<b>3.921 KBtu/SqFt</b>	<b>\$8,389.27</b>		



## Energy

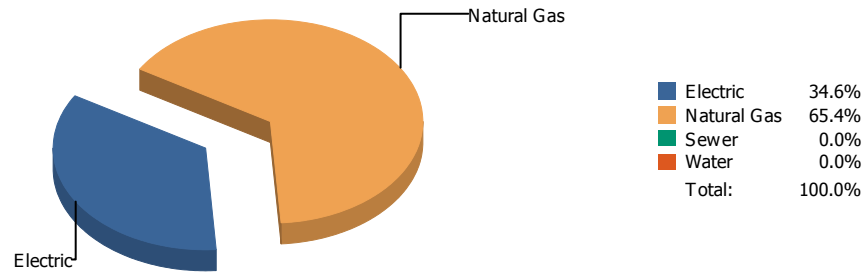


## Cost

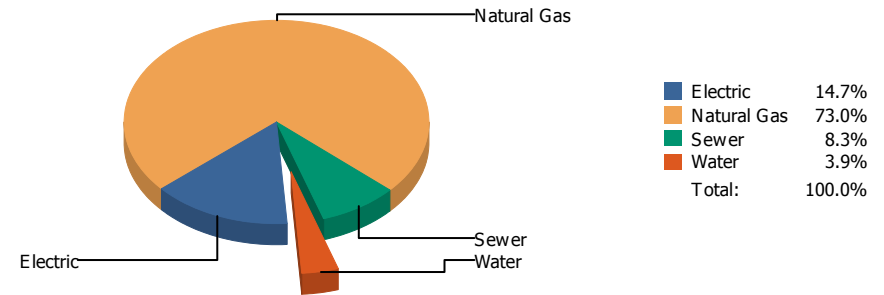


Commodity	Common Use	Energy Use	Energy Use / Area	Total Cost	Cost / Unit	Cost / Area
<b>Place: [ZAVALA] ZAVALA      148 [BUILDING]</b> <b>Area: 53,356 SqFt</b> <b>Billing Period: Jan 2018</b>						
ELECTRIC	25,250.00 kWh	86,178 KBtu	1.615 KBtu/SqFt	\$2,512.29	\$0.099 /kWh	\$0.047 /SqFt
NATURALGAS	1,744.00 CCF	179,632 KBtu	3.367 KBtu/SqFt	\$1,114.27	\$0.639 /CCF	\$0.021 /SqFt
SEWER	34.00 CCF			\$146.54	\$4.310 /CCF	\$0.003 /SqFt
WATER	40.00 CCF			\$352.82	\$8.821 /CCF	\$0.007 /SqFt
<b>Totals:</b>		<b>265,810 KBtu</b>	<b>4.982 KBtu/SqFt</b>	<b>\$4,125.92</b>		

## Energy

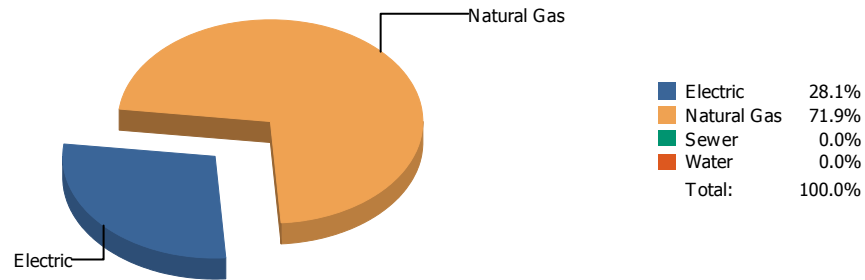


## Cost

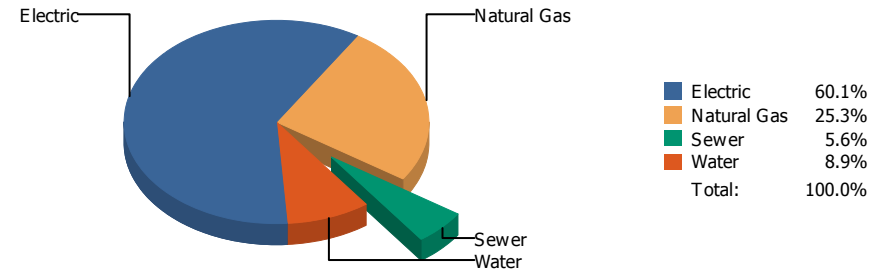


Commodity	Common Use	Energy Use	Energy Use / Area	Total Cost	Cost / Unit	Cost / Area
<b>Place: [ZUNI] ZUNI COTTAGES 952 [BUILDING]</b> <b>Area: 3,505 SqFt</b> <b>Billing Period: Jan 2018</b>						
ELECTRIC	32.00 kWh	109 KBtu	0.031 KBtu/SqFt	\$49.62	\$1.551 /kWh	\$0.014 /SqFt
NATURALGAS	2.00 CCF	206 KBtu	0.059 KBtu/SqFt	\$246.28	\$123.140 /CCF	\$0.070 /SqFt
SEWER	0.00 CCF			\$28.04	\$0.000 /CCF	\$0.008 /SqFt
WATER	0.00 CCF			\$13.26	\$0.000 /CCF	\$0.004 /SqFt
<b>Totals:</b>		<b>315 KBtu</b>	<b>0.090 KBtu/SqFt</b>	<b>\$337.20</b>		

## Energy



## Cost



Commodity	Common Use	Energy Use	Energy Use / Area	Total Cost	Cost / Unit	Cost / Area
<b>Place Summary Report</b>						
<b>Area: 10,748,824 SqFt</b>						
<b>Billing Period: Jan 2018</b>						
ELECTRIC	4,852,443.00 kWh	16,561,388 KBtu	1.541 KBtu/SqFt	\$598,494.55	\$0.123 /kWh	\$0.056 /SqFt
NATURALGAS	411,684.20 CCF	42,403,473 KBtu	3.945 KBtu/SqFt	\$252,292.69	\$0.613 /CCF	\$0.023 /SqFt
SEWER	18,088.00 CCF			\$55,685.11	\$3.079 /CCF	\$0.005 /SqFt
WATER	22,294.00 CCF			\$88,906.20	\$3.988 /CCF	\$0.008 /SqFt
<b>Totals:</b>		<b>58,964,861 KBtu</b>	<b>5.486 KBtu/SqFt</b>	<b>\$995,378.55</b>		

\* Please note per area calculations only include buildings with a floor area greater than 0.

---

**Requested by:** deiland

**Client version:**

**Report version:** 7

**Filters:** Meters in Building Name: Not one of NORTHEAST BOOK DEPOSITORY 814;ZACH WHITE MODULAR SCHOOL 147;START SCHOOL EARLY 1 DAY  
VALUE;STADIUM RATE CHANGES;SKY PARK IB1;SKY PARK I 200;SKY PARK;REMCON COTTAGES;PARKDALE COTTAGES 957;NEW COMPUTERS SINCE JUNE  
1990;Lighting;HONDO PASS COTTAGES;Butterfield Trail Warehouse;BRANON COTTAGES 955;BLUE FLAME BLDG.;BARCELONA COTTAGES;ALL REFUNDS AND  
REBATES; ; Bill is Void Equals 0; Account is Active Equals 1; Vendor Bill Equals 1; ; Billing Period Equals Jan 2018

**Record count:** 0