

**el paso**

Energy CAP

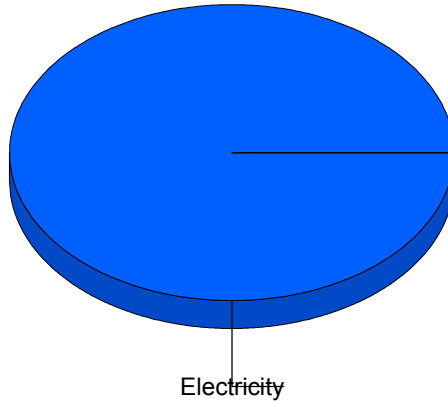
Cost Avoidance Program

**Cost Summary Graph**

Grouped by Energy Type

Energy Type	Use	Units	Meter Cost	Special Charges	Total Cost	Avg Unit Cost	% of Total Cost
Site: ALAMO ELEMENTARY SCH - ALAMO ELEMENTARY SCH							
Electricity	4,500	KWH	\$548.24	\$0.00	\$548.24	0.1218	100.00%
<b>Total Cost:</b>			<b>\$548.24</b>	<b>\$0.00</b>	<b>\$548.24</b>		

For ALAMO  
ELEMENTARY  
SCH



■ Electricity	100.0%
Total:	100.0%

*Filters: Cost Center Name Not Equal To DoNotReport; Billing Period Equal To 201412All Meter CodesAll Group Names*

**el paso**

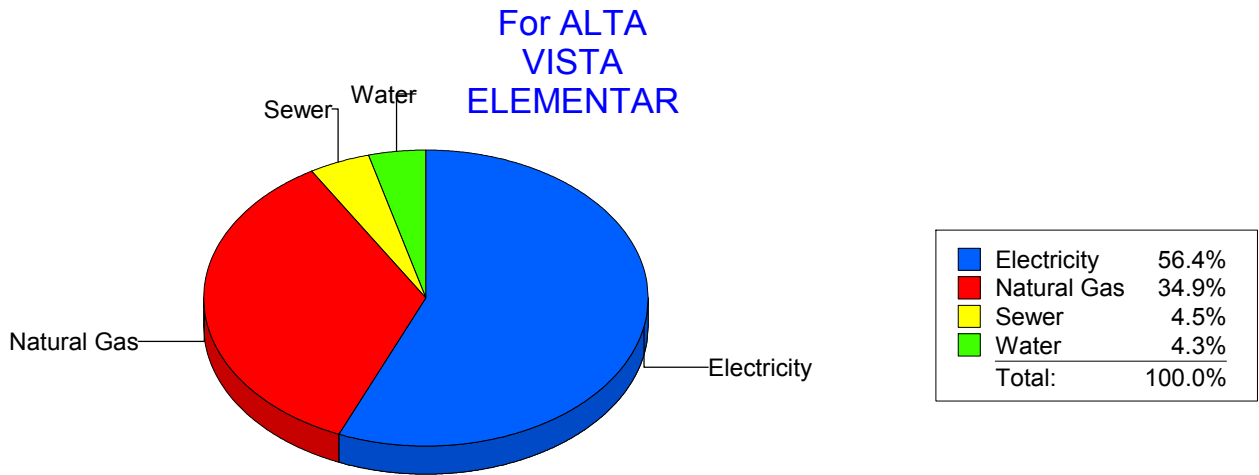
Energy CAP

Cost Avoidance Program

**Cost Summary Graph**

Grouped by Energy Type

Energy Type	Use	Units	Meter Cost	Special Charges	Total Cost	Avg Unit Cost	% of Total Cost
<b>Site: ALTA VISTA ELEMENTAR - ALTA VISTA ELEMENTAR</b>							
Electricity	22,500	KWH	\$2,654.40	\$0.00	\$2,654.40	0.1180	56.38%
Natural Gas	2,054	CCF	\$1,642.56	\$0.00	\$1,642.56	0.7997	34.89%
Water	74	CCF	\$200.18	\$0.00	\$200.18	2.7051	4.25%
Sewer	104	CCF	\$210.84	\$0.00	\$210.84	2.0273	4.48%
<b>Total Cost:</b>			<b>\$4,707.98</b>	<b>\$0.00</b>	<b>\$4,707.98</b>		



*Filters: Cost Center Name Not Equal To DoNotReport; Billing Period Equal To 201412All Meter CodesAll Group Names*

**elpaso**

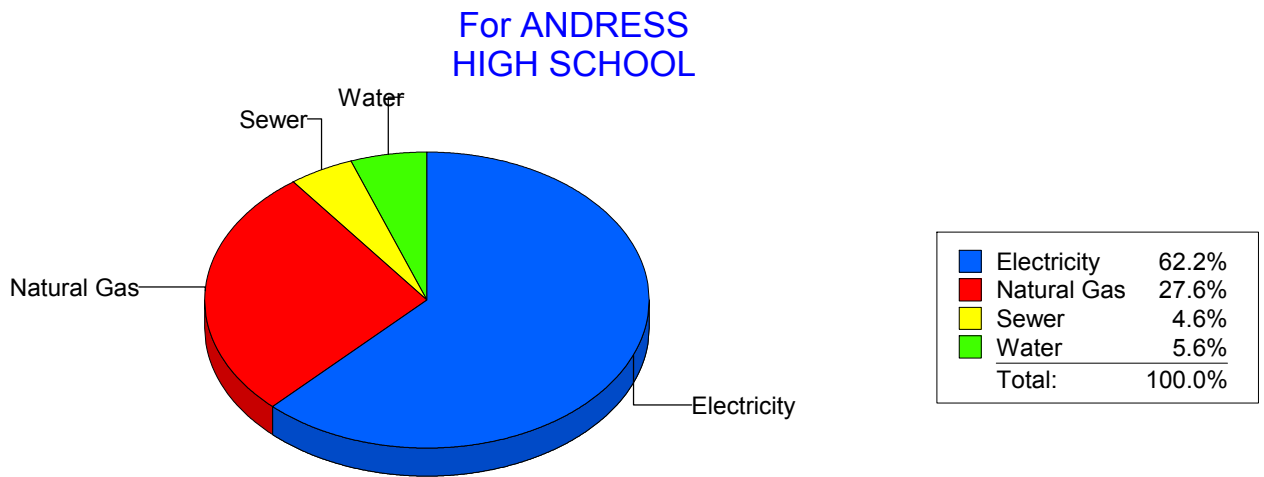
Energy CAP

Cost Avoidance Program

**Cost Summary Graph**

Grouped by Energy Type

Energy Type	Use	Units	Meter Cost	Special Charges	Total Cost	Avg Unit Cost	% of Total Cost
<b>Site: ANDRESS HIGH SCHOOL - ANDRESS HIGH SCHOOL</b>							
Electricity	136,599	KWH	\$15,973.33	\$0.00	\$15,973.33	0.1169	62.18%
Natural Gas	9,590	CCF	\$7,100.41	\$0.00	\$7,100.41	0.7404	27.64%
Water	835	CCF	\$1,437.99	\$0.00	\$1,437.99	1.7221	5.60%
Sewer	744	CCF	\$1,175.55	\$0.00	\$1,175.55	1.5800	4.58%
<b>Total Cost:</b>			<b>\$25,687.28</b>	<b>\$0.00</b>	<b>\$25,687.28</b>		



*Filters: Cost Center Name Not Equal To DoNotReport; Billing Period Equal To 201412All Meter CodesAll Group Names*

**elpaso**

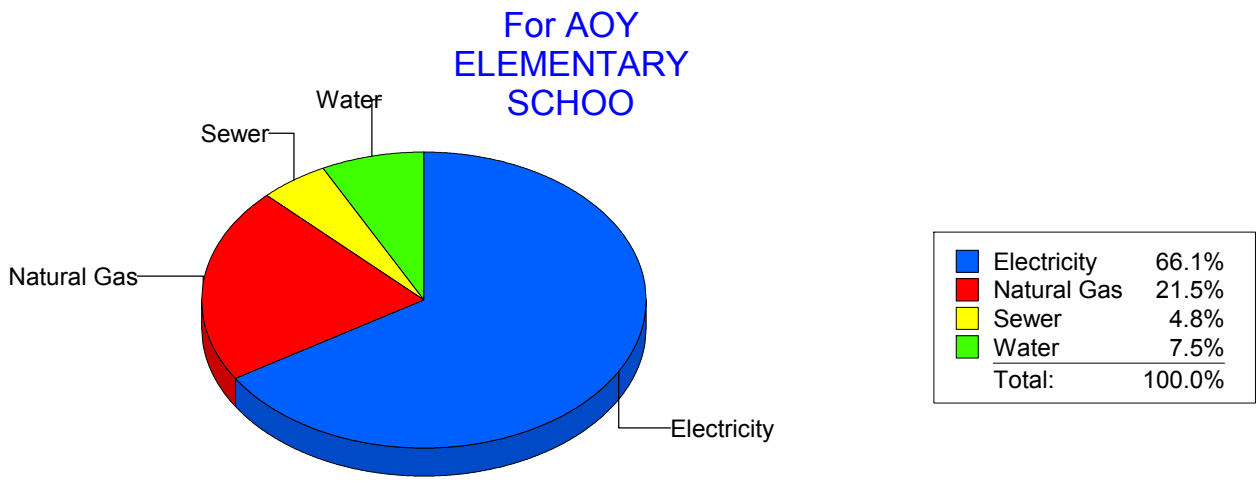
Energy CAP

Cost Avoidance Program

**Cost Summary Graph**

Grouped by Energy Type

Energy Type	Use	Units	Meter Cost	Special Charges	Total Cost	Avg Unit Cost	% of Total Cost
<b>Site: AOY ELEMENTARY SCHOO - AOY ELEMENTARY SCHOO</b>							
Electricity	49,974	KWH	\$6,231.91	\$0.00	\$6,231.91	0.1247	66.08%
Natural Gas	2,596	CCF	\$2,030.57	\$0.00	\$2,030.57	0.7822	21.53%
Water	154	CCF	\$711.55	\$0.00	\$711.55	4.6205	7.55%
Sewer	126	CCF	\$456.62	\$0.00	\$456.62	3.6240	4.84%
<b>Total Cost:</b>			<b>\$9,430.65</b>	<b>\$0.00</b>	<b>\$9,430.65</b>		



*Filters: Cost Center Name Not Equal To DoNotReport; Billing Period Equal To 201412All Meter CodesAll Group Names*

**el paso**

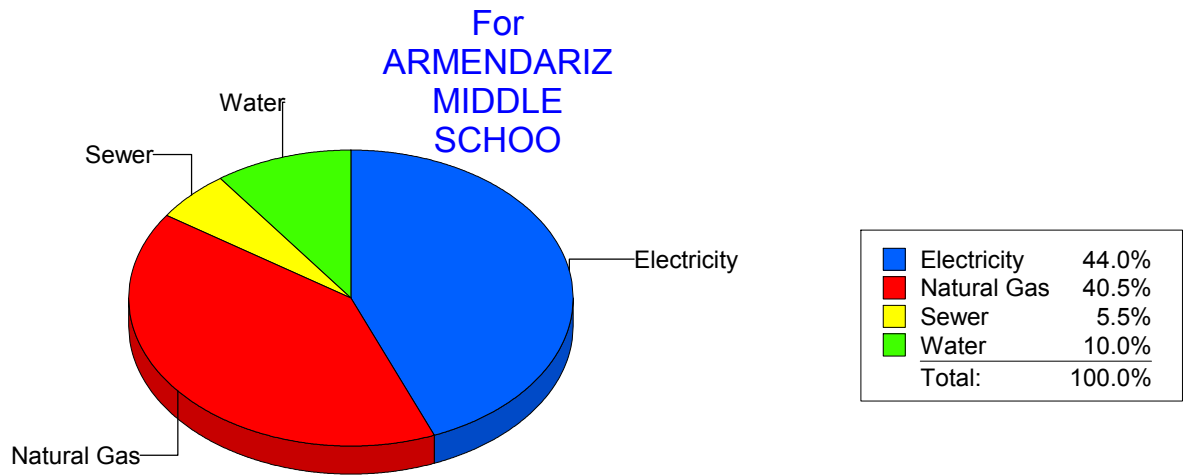
Energy CAP

Cost Avoidance Program

**Cost Summary Graph**

Grouped by Energy Type

Energy Type	Use	Units	Meter Cost	Special Charges	Total Cost	Avg Unit Cost	% of Total Cost
<b>Site: ARMENDARIZ MIDDLE SCHOO - ARMENDARIZ MIDDLE SCHOO</b>							
Electricity	0 KWH		\$4,243.42	\$0.00	\$4,243.42	0.0000	43.96%
Natural Gas	5,336 CCF		\$3,912.03	\$0.00	\$3,912.03	0.7331	40.53%
Water	376 CCF		\$962.06	\$0.00	\$962.06	2.5587	9.97%
Sewer	222 CCF		\$535.59	\$0.00	\$535.59	2.4126	5.55%
<b>Total Cost:</b>			<b>\$9,653.10</b>	<b>\$0.00</b>	<b>\$9,653.10</b>		



*Filters: Cost Center Name Not Equal To DoNotReport; Billing Period Equal To 201412All Meter CodesAll Group Names*

**elpaso**

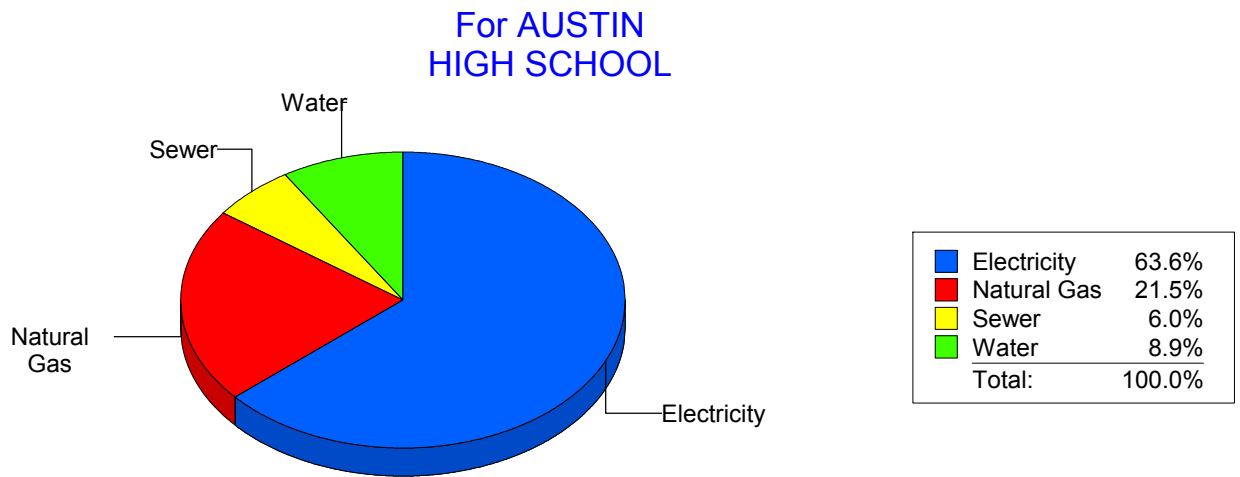
Energy CAP

Cost Avoidance Program

**Cost Summary Graph**

Grouped by Energy Type

Energy Type	Use	Units	Meter Cost	Special Charges	Total Cost	Avg Unit Cost	% of Total Cost
<b>Site: AUSTIN HIGH SCHOOL - AUSTIN HIGH SCHOOL</b>							
Electricity	136,421	KWH	\$14,576.78	\$0.00	\$14,576.78	0.1069	63.58%
Natural Gas	6,516	CCF	\$4,936.42	\$0.00	\$4,936.42	0.7576	21.53%
Water	801	CCF	\$2,047.49	\$0.00	\$2,047.49	2.5562	8.93%
Sewer	560	CCF	\$1,365.90	\$0.00	\$1,365.90	2.4391	5.96%
<b>Total Cost:</b>			<b>\$22,926.59</b>	<b>\$0.00</b>	<b>\$22,926.59</b>		



*Filters: Cost Center Name Not Equal To DoNotReport; Billing Period Equal To 201412All Meter CodesAll Group Names*

**elpaso**

Energy CAP

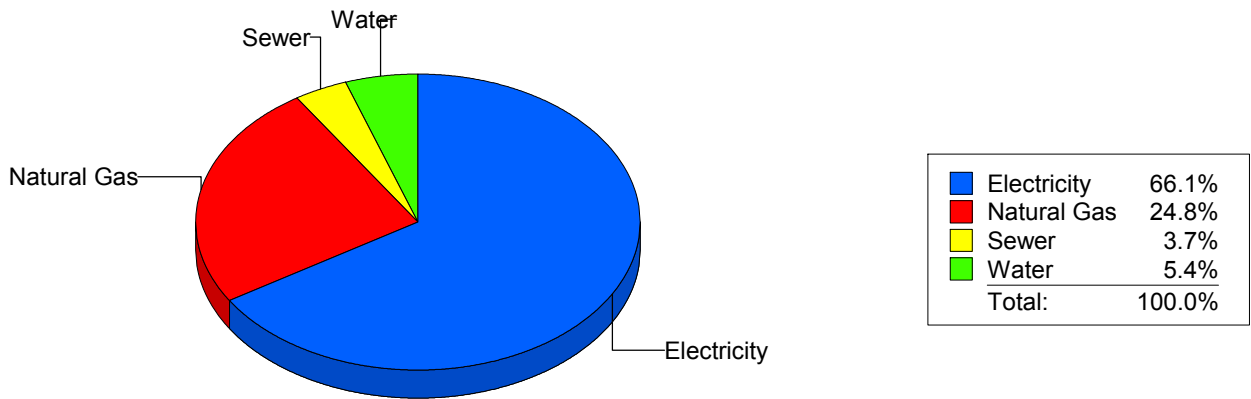
Cost Avoidance Program

**Cost Summary Graph**

Grouped by Energy Type

Energy Type	Use	Units	Meter Cost	Special Charges	Total Cost	Avg Unit Cost	% of Total Cost
<b>Site: BARRON - BARRON</b>							
Electricity	45,174	KWH	\$6,215.74	\$0.00	\$6,215.74	0.1376	66.14%
Natural Gas	3,002	CCF	\$2,329.36	\$0.00	\$2,329.36	0.7759	24.79%
Water	74	CCF	\$507.71	\$0.00	\$507.71	6.8609	5.40%
Sewer	66	CCF	\$345.45	\$0.00	\$345.45	5.2341	3.68%
<b>Total Cost:</b>			<b>\$9,398.26</b>	<b>\$0.00</b>	<b>\$9,398.26</b>		

For BARRON



*Filters: Cost Center Name Not Equal To DoNotReport; Billing Period Equal To 201412All Meter CodesAll Group Names*

**el Paso**

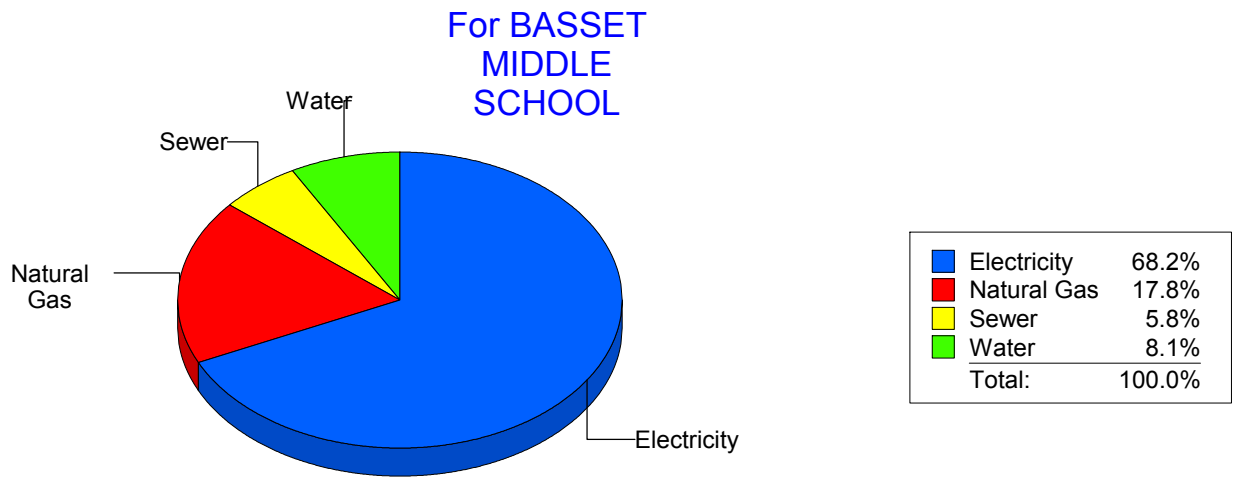
Energy CAP

Cost Avoidance Program

**Cost Summary Graph**

Grouped by Energy Type

Energy Type	Use	Units	Meter Cost	Special Charges	Total Cost	Avg Unit Cost	% of Total Cost
<b>Site: BASSET MIDDLE SCHOOL - BASSET MIDDLE SCHOOL</b>							
Electricity	60,484	KWH	\$6,699.30	\$0.00	\$6,699.30	0.1108	68.19%
Natural Gas	2,205	CCF	\$1,753.07	\$0.00	\$1,753.07	0.7950	17.84%
Water	336	CCF	\$799.44	\$0.00	\$799.44	2.3793	8.14%
Sewer	307	CCF	\$572.49	\$0.00	\$572.49	1.8648	5.83%
<b>Total Cost:</b>			<b>\$9,824.30</b>	<b>\$0.00</b>	<b>\$9,824.30</b>		



*Filters: Cost Center Name Not Equal To DoNotReport; Billing Period Equal To 201412All Meter CodesAll Group Names*



**el Paso**

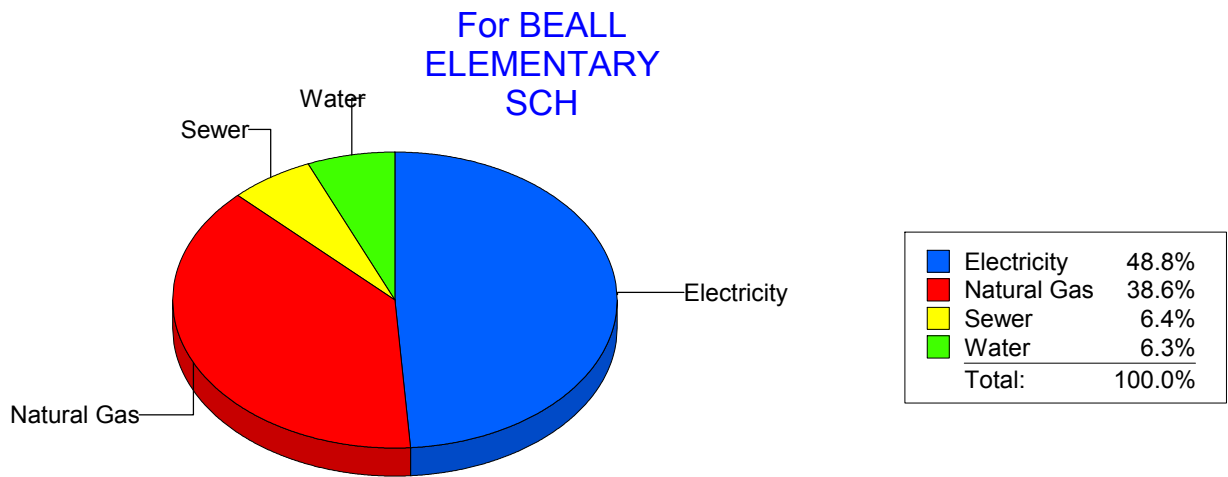
Energy CAP

Cost Avoidance Program

**Cost Summary Graph**

Grouped by Energy Type

Energy Type	Use	Units	Meter Cost	Special Charges	Total Cost	Avg Unit Cost	% of Total Cost
<b>Site: BEALL ELEMENTARY SCH - BEALL ELEMENTARY SCH</b>							
Electricity	19,573	KWH	\$2,078.33	\$0.00	\$2,078.33	0.1062	48.79%
Natural Gas	2,058	CCF	\$1,643.26	\$0.00	\$1,643.26	0.7985	38.58%
Water	84	CCF	\$266.43	\$0.00	\$266.43	3.1718	6.25%
Sewer	89	CCF	\$271.65	\$0.00	\$271.65	3.0522	6.38%
<b>Total Cost:</b>			<b>\$4,259.67</b>	<b>\$0.00</b>	<b>\$4,259.67</b>		



*Filters: Cost Center Name Not Equal To DoNotReport; Billing Period Equal To 201412All Meter CodesAll Group Names*

**elpaso**

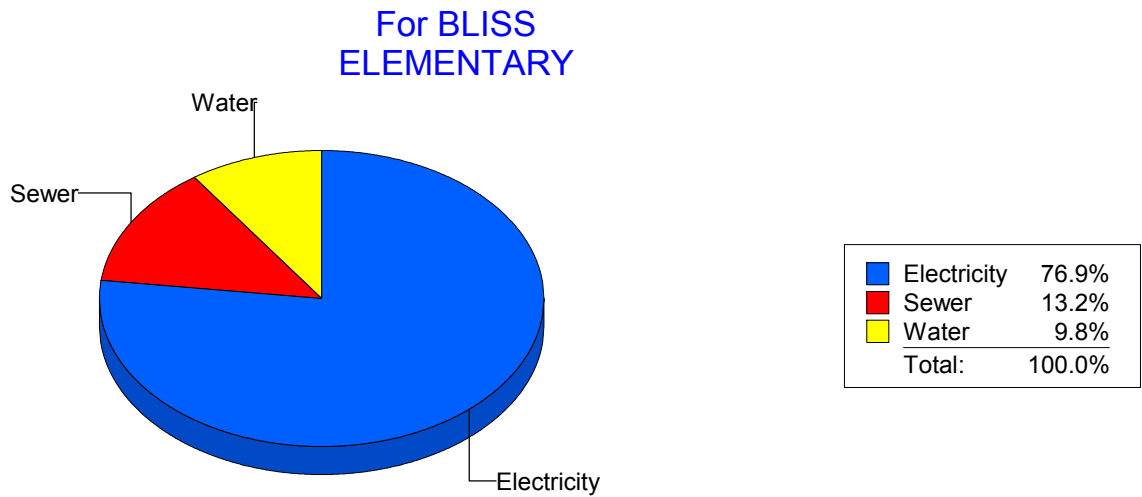
Energy CAP

Cost Avoidance Program

**Cost Summary Graph**

Grouped by Energy Type

Energy Type	Use	Units	Meter Cost	Special Charges	Total Cost	Avg Unit Cost	% of Total Cost
<b>Site: BLISS ELEMENTARY - BLISS ELEMENTARY</b>							
Electricity	18,556	KWH	\$2,061.61	\$0.00	\$2,061.61	0.1111	76.94%
Water	82	CCF	\$263.31	\$0.00	\$263.31	3.2111	9.83%
Sewer	149	CCF	\$354.45	\$0.00	\$354.45	2.3789	13.23%
<b>Total Cost:</b>			<b>\$2,679.37</b>	<b>\$0.00</b>	<b>\$2,679.37</b>		



*Filters: Cost Center Name Not Equal To DoNotReport; Billing Period Equal To 201412All Meter CodesAll Group Names*

**elpaso**

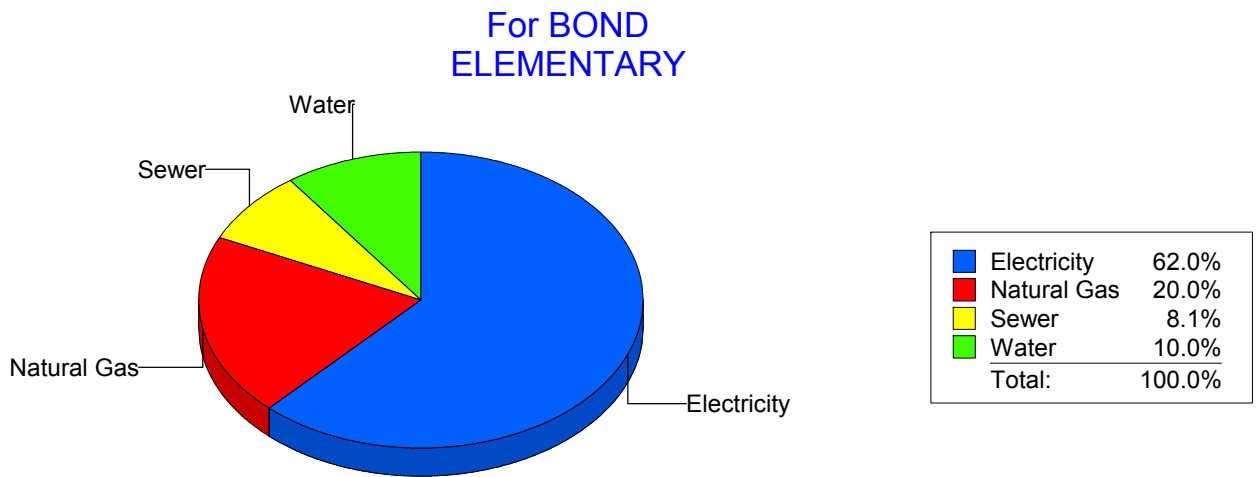
Energy CAP

Cost Avoidance Program

**Cost Summary Graph**

Grouped by Energy Type

Energy Type	Use	Units	Meter Cost	Special Charges	Total Cost	Avg Unit Cost	% of Total Cost
<b>Site: BOND - BOND ELEMENTARY</b>							
Electricity	20,078	KWH	\$2,902.19	\$0.00	\$2,902.19	0.1445	61.95%
Natural Gas	1,081	CCF	\$936.26	\$0.00	\$936.26	0.8661	19.99%
Water	155	CCF	\$468.52	\$0.00	\$468.52	3.0227	10.00%
Sewer	117	CCF	\$377.61	\$0.00	\$377.61	3.2274	8.06%
<b>Total Cost:</b>			<b>\$4,684.58</b>	<b>\$0.00</b>	<b>\$4,684.58</b>		



*Filters: Cost Center Name Not Equal To DoNotReport; Billing Period Equal To 201412All Meter CodesAll Group Names*

**elpaso**

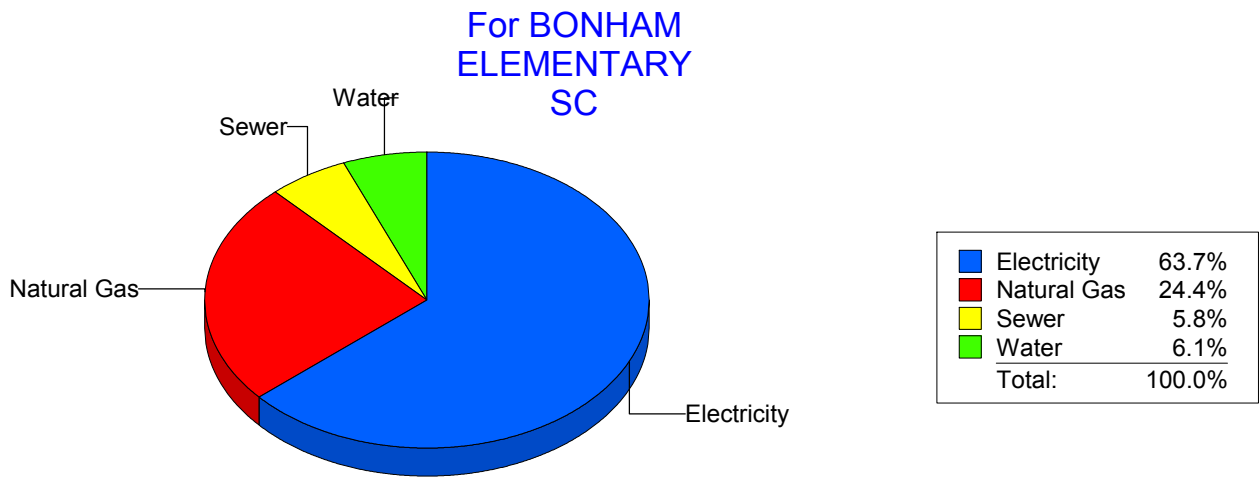
Energy CAP

Cost Avoidance Program

**Cost Summary Graph**

Grouped by Energy Type

Energy Type	Use	Units	Meter Cost	Special Charges	Total Cost	Avg Unit Cost	% of Total Cost
<b>Site: BONHAM ELEMENTARY SC - BONHAM ELEMENTARY SC</b>							
Electricity	20,815	KWH	\$3,382.74	\$0.00	\$3,382.74	0.1625	63.69%
Natural Gas	1,683	CCF	\$1,295.53	\$0.00	\$1,295.53	0.7698	24.39%
Water	130	CCF	\$326.30	\$0.00	\$326.30	2.5100	6.14%
Sewer	127	CCF	\$307.02	\$0.00	\$307.02	2.4175	5.78%
<b>Total Cost:</b>			<b>\$5,311.59</b>	<b>\$0.00</b>	<b>\$5,311.59</b>		



*Filters: Cost Center Name Not Equal To DoNotReport; Billing Period Equal To 201412All Meter CodesAll Group Names*

**elpaso**

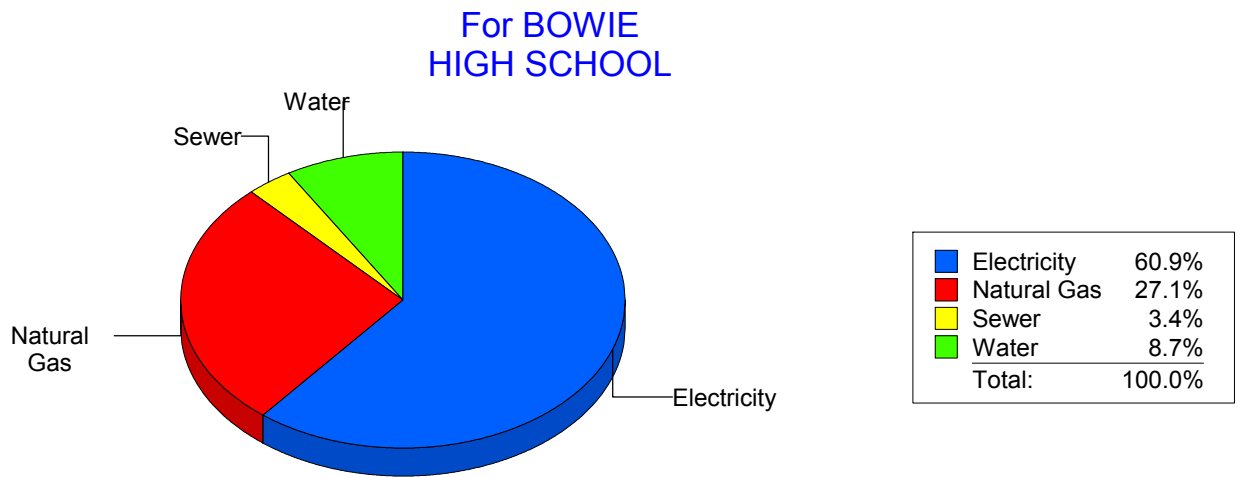
Energy CAP

Cost Avoidance Program

**Cost Summary Graph**

Grouped by Energy Type

Energy Type	Use	Units	Meter Cost	Special Charges	Total Cost	Avg Unit Cost	% of Total Cost
<b>Site: BOWIE HIGH SCHOOL - BOWIE HIGH SCHOOL</b>							
Electricity	222,264	KWH	\$20,864.98	\$0.00	\$20,864.98	0.0939	60.87%
Natural Gas	12,760	CCF	\$9,286.25	\$0.00	\$9,286.25	0.7278	27.09%
Water	1,778	CCF	\$2,973.22	\$0.00	\$2,973.22	1.6722	8.67%
Sewer	513	CCF	\$1,153.32	\$0.00	\$1,153.32	2.2482	3.36%
<b>Total Cost:</b>			<b>\$34,277.77</b>	<b>\$0.00</b>	<b>\$34,277.77</b>		



*Filters: Cost Center Name Not Equal To DoNotReport; Billing Period Equal To 201412All Meter CodesAll Group Names*

**elpaso**

Energy CAP

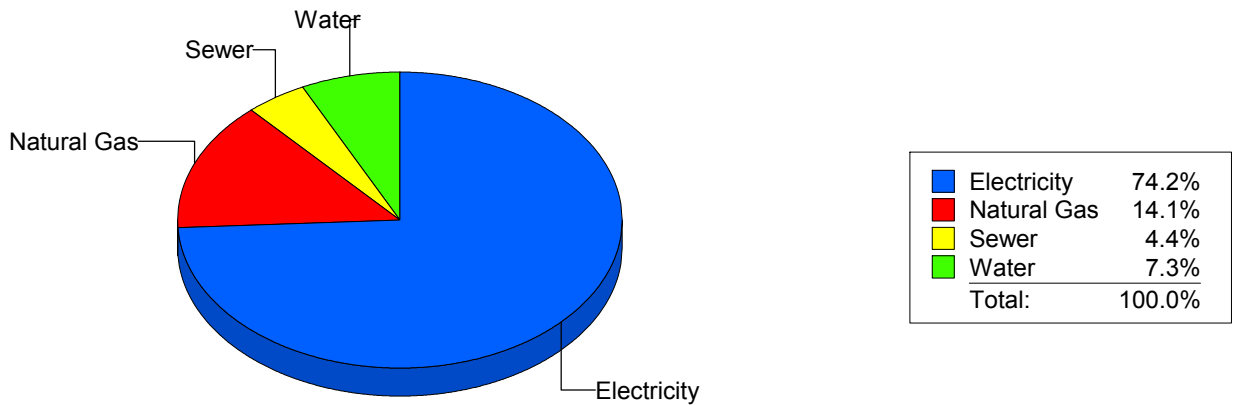
Cost Avoidance Program

**Cost Summary Graph**

Grouped by Energy Type

Energy Type	Use	Units	Meter Cost	Special Charges	Total Cost	Avg Unit Cost	% of Total Cost
<b>Site: BRADLEY ELEMENTARY - BRADLEY ELEMENTARY</b>							
Electricity	47,900	KWH	\$5,229.27	\$0.00	\$5,229.27	0.1092	74.19%
Natural Gas	1,268	CCF	\$995.46	\$0.00	\$995.46	0.7851	14.12%
Water	139	CCF	\$513.01	\$0.00	\$513.01	3.6907	7.28%
Sewer	59	CCF	\$310.65	\$0.00	\$310.65	5.2653	4.41%
<b>Total Cost:</b>			<b>\$7,048.39</b>	<b>\$0.00</b>	<b>\$7,048.39</b>		

For BRADLEY ELEMENTARY



*Filters: Cost Center Name Not Equal To DoNotReport; Billing Period Equal To 201412All Meter CodesAll Group Names*

**elpaso**

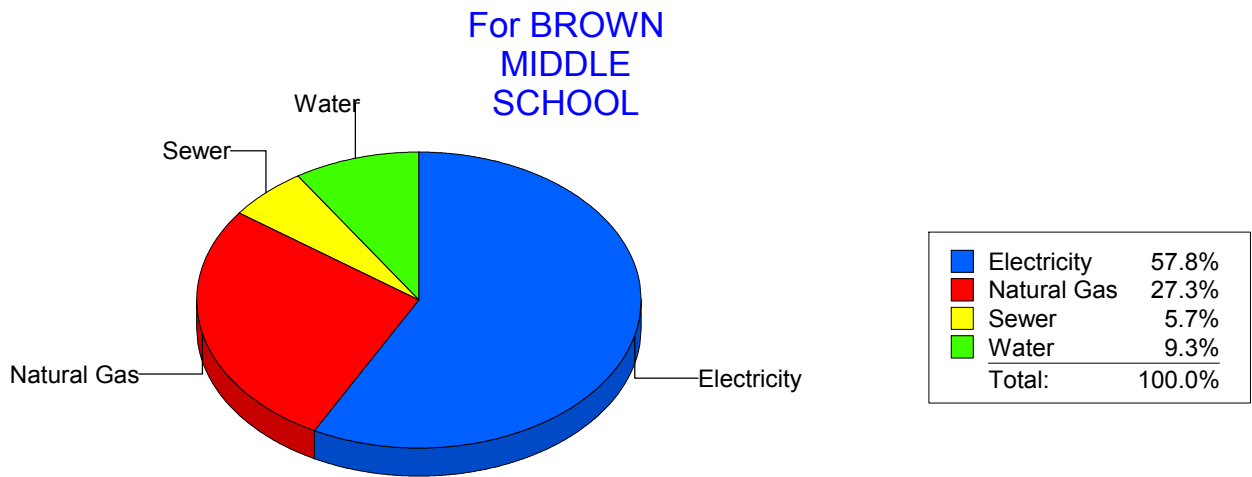
Energy CAP

Cost Avoidance Program

**Cost Summary Graph**

Grouped by Energy Type

Energy Type	Use	Units	Meter Cost	Special Charges	Total Cost	Avg Unit Cost	% of Total Cost
<b>Site: BROWN MIDDLE SCHOOL - BROWN MIDDLE SCHOOL</b>							
Electricity	74,800	KWH	\$7,886.76	\$0.00	\$7,886.76	0.1054	57.80%
Natural Gas	5,069	CCF	\$3,721.82	\$0.00	\$3,721.82	0.7342	27.27%
Water	652	CCF	\$1,265.69	\$0.00	\$1,265.69	1.9412	9.28%
Sewer	393	CCF	\$771.57	\$0.00	\$771.57	1.9633	5.65%
<b>Total Cost:</b>			<b>\$13,645.84</b>	<b>\$0.00</b>	<b>\$13,645.84</b>		



*Filters: Cost Center Name Not Equal To DoNotReport; Billing Period Equal To 201412All Meter CodesAll Group Names*

**elpaso**

Energy CAP

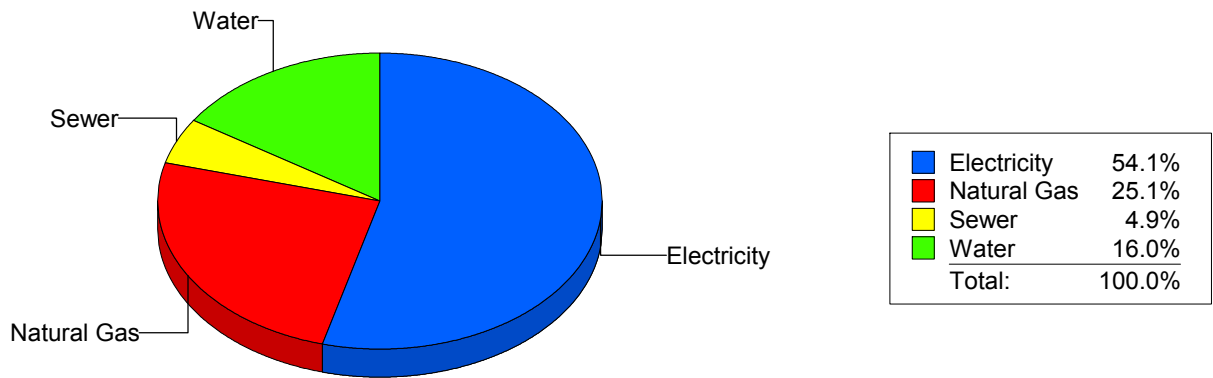
Cost Avoidance Program

**Cost Summary Graph**

Grouped by Energy Type

Energy Type	Use	Units	Meter Cost	Special Charges	Total Cost	Avg Unit Cost	% of Total Cost
<b>Site: BURGESS HIGH SCHOOL - BURGESS HIGH SCHOOL</b>							
Electricity	86,771	KWH	\$9,431.10	\$0.00	\$9,431.10	0.1087	54.06%
Natural Gas	5,760	CCF	\$4,375.23	\$0.00	\$4,375.23	0.7596	25.08%
Water	768	CCF	\$2,784.74	\$0.00	\$2,784.74	3.6260	15.96%
Sewer	345	CCF	\$854.16	\$0.00	\$854.16	2.4758	4.90%
<b>Total Cost:</b>			<b>\$17,445.23</b>	<b>\$0.00</b>	<b>\$17,445.23</b>		

For BURGESS HIGH SCHOOL



*Filters: Cost Center Name Not Equal To DoNotReport; Billing Period Equal To 201412All Meter CodesAll Group Names*



**elpaso**

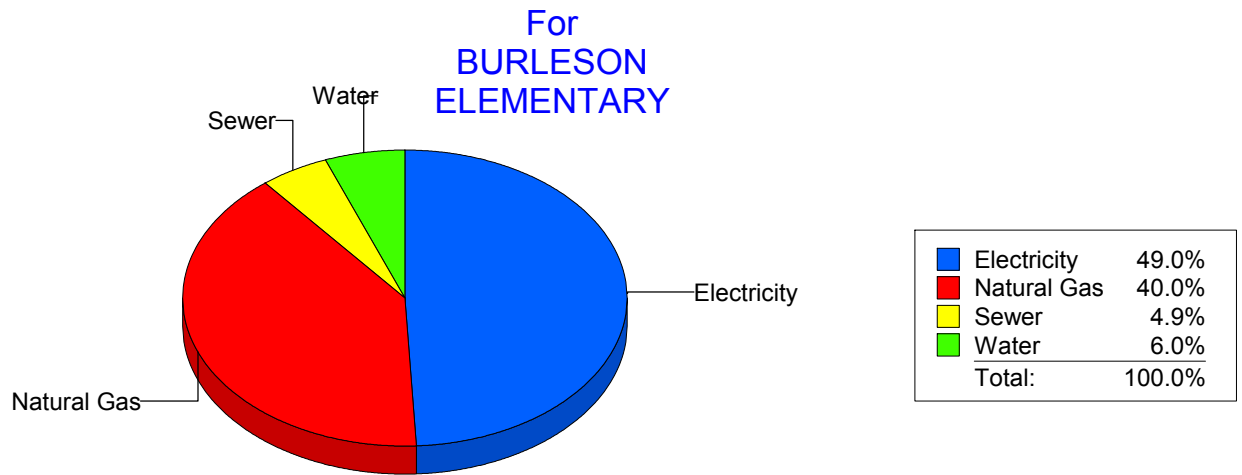
Energy CAP

Cost Avoidance Program

**Cost Summary Graph**

Grouped by Energy Type

Energy Type	Use	Units	Meter Cost	Special Charges	Total Cost	Avg Unit Cost	% of Total Cost
<b>Site: BURLESON ELEMENTARY - BURLESON ELEMENTARY</b>							
Electricity	20,145	KWH	\$2,337.37	\$0.00	\$2,337.37	0.1160	49.04%
Natural Gas	2,325	CCF	\$1,908.73	\$0.00	\$1,908.73	0.8210	40.05%
Water	103	CCF	\$284.39	\$0.00	\$284.39	2.7611	5.97%
Sewer	73	CCF	\$235.38	\$0.00	\$235.38	3.2244	4.94%
<b>Total Cost:</b>			<b>\$4,765.87</b>	<b>\$0.00</b>	<b>\$4,765.87</b>		



*Filters: Cost Center Name Not Equal To DoNotReport; Billing Period Equal To 201412All Meter CodesAll Group Names*

**el paso**

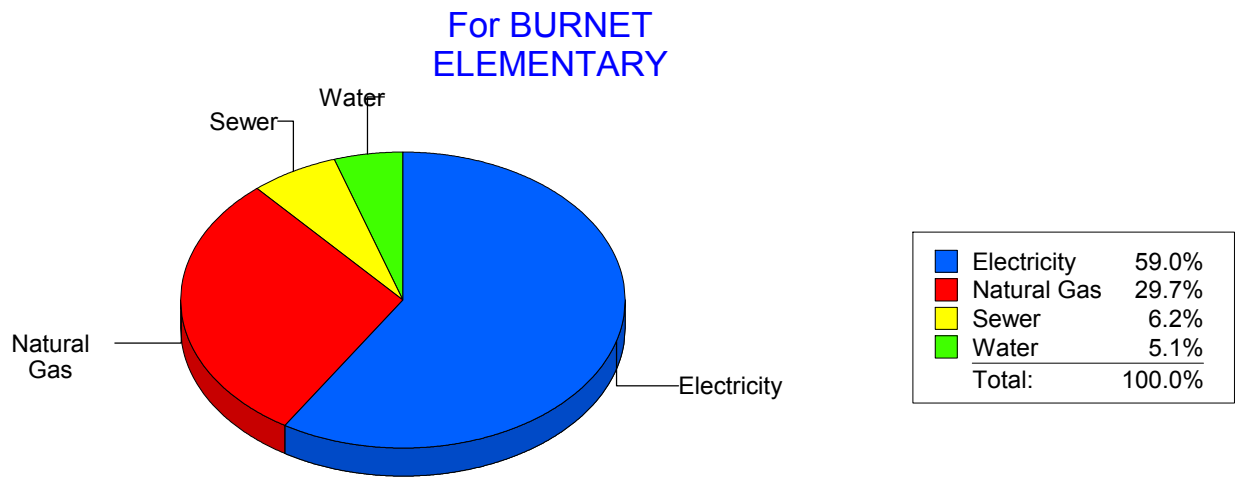
Energy CAP

Cost Avoidance Program

**Cost Summary Graph**

Grouped by Energy Type

Energy Type	Use	Units	Meter Cost	Special Charges	Total Cost	Avg Unit Cost	% of Total Cost
<b>Site: BURNET ELEMENTARY - BURNET ELEMENTARY</b>							
Electricity	19,185	KWH	\$2,642.98	\$0.00	\$2,642.98	0.1378	59.02%
Natural Gas	1,509	CCF	\$1,327.77	\$0.00	\$1,327.77	0.8799	29.65%
Water	60	CCF	\$229.06	\$0.00	\$229.06	3.8177	5.12%
Sewer	104	CCF	\$278.16	\$0.00	\$278.16	2.6746	6.21%
<b>Total Cost:</b>			<b>\$4,477.97</b>	<b>\$0.00</b>	<b>\$4,477.97</b>		



*Filters: Cost Center Name Not Equal To DoNotReport; Billing Period Equal To 201412All Meter CodesAll Group Names*

**elpaso**

Energy CAP

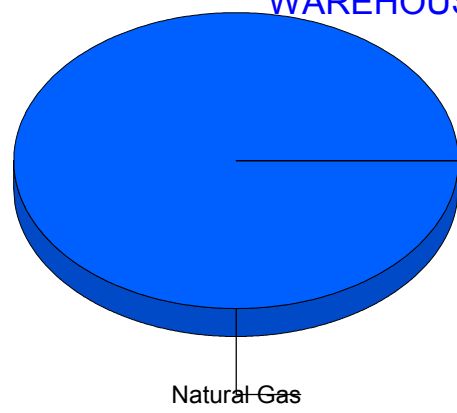
Cost Avoidance Program

**Cost Summary Graph**

Grouped by Energy Type

Energy Type	Use	Units	Meter Cost	Special Charges	Total Cost	Avg Unit Cost	% of Total Cost
<b>Site: BUTTERFIELDTRAILWAREHOUSE - BUTTERFIELD TRAIL WAREHOUSE</b>							
Natural Gas		0 CCF	\$80.07	\$0.00	\$80.07	0.0000	100.00%
<b>Total Cost:</b>			<b>\$80.07</b>	<b>\$0.00</b>	<b>\$80.07</b>		

For  
BUTTERFIELD  
TRAIL  
WAREHOUSE



■	Natural Gas	100.0%
Total:		100.0%

*Filters: Cost Center Name Not Equal To DoNotReport; Billing Period Equal To 201412All Meter CodesAll Group Names*

**el Paso**

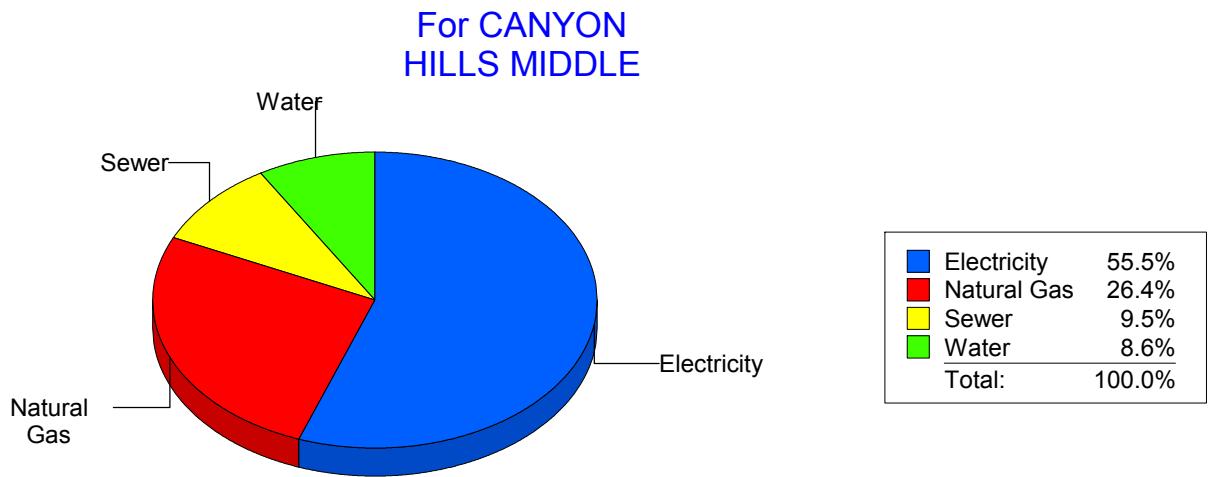
Energy CAP

Cost Avoidance Program

**Cost Summary Graph**

Grouped by Energy Type

Energy Type	Use	Units	Meter Cost	Special Charges	Total Cost	Avg Unit Cost	% of Total Cost
<b>Site: CANYON HILLS MIDDLE - CANYON HILLS MIDDLE</b>							
Electricity	48,560	KWH	\$5,009.81	\$0.00	\$5,009.81	0.1032	55.49%
Natural Gas	3,078	CCF	\$2,382.50	\$0.00	\$2,382.50	0.7740	26.39%
Water	206	CCF	\$778.13	\$0.00	\$778.13	3.7773	8.62%
Sewer	289	CCF	\$857.28	\$0.00	\$857.28	2.9664	9.50%
<b>Total Cost:</b>			<b>\$9,027.72</b>	<b>\$0.00</b>	<b>\$9,027.72</b>		



*Filters: Cost Center Name Not Equal To DoNotReport; Billing Period Equal To 201412All Meter CodesAll Group Names*

**el paso**

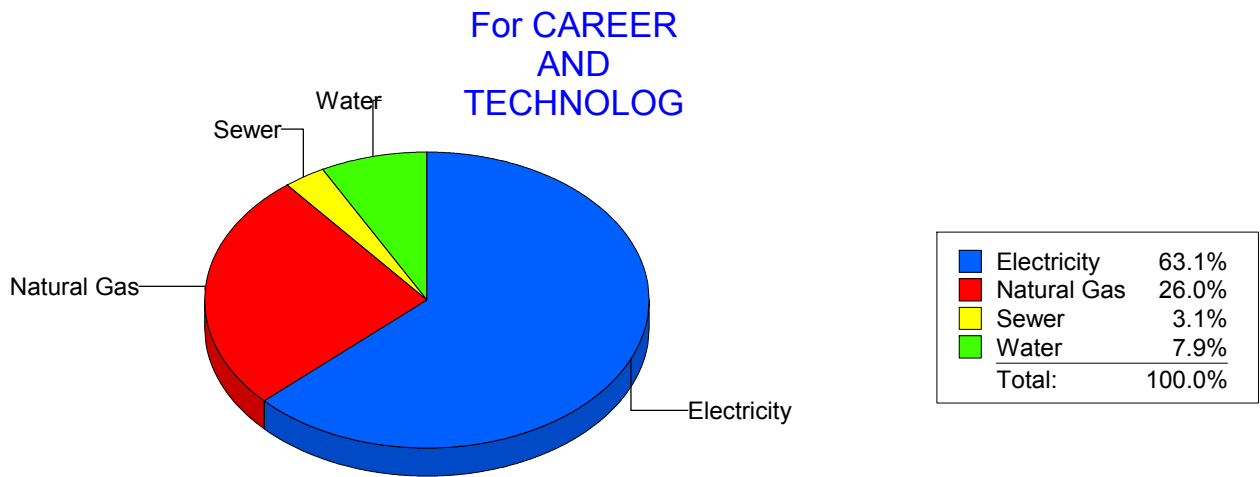
Energy CAP

Cost Avoidance Program

**Cost Summary Graph**

Grouped by Energy Type

Energy Type	Use	Units	Meter Cost	Special Charges	Total Cost	Avg Unit Cost	% of Total Cost
<b>Site: CAREER AND TECHNOLOG - CAREER AND TECHNOLOG</b>							
Electricity	67,773	KWH	\$7,872.21	\$0.00	\$7,872.21	0.1162	63.07%
Natural Gas	4,398	CCF	\$3,243.82	\$0.00	\$3,243.82	0.7376	25.99%
Water	295	CCF	\$980.83	\$0.00	\$980.83	3.3248	7.86%
Sewer	132	CCF	\$384.50	\$0.00	\$384.50	2.9129	3.08%
<b>Total Cost:</b>			<b>\$12,481.36</b>	<b>\$0.00</b>	<b>\$12,481.36</b>		



*Filters: Cost Center Name Not Equal To DoNotReport; Billing Period Equal To 201412All Meter CodesAll Group Names*

**elpaso**

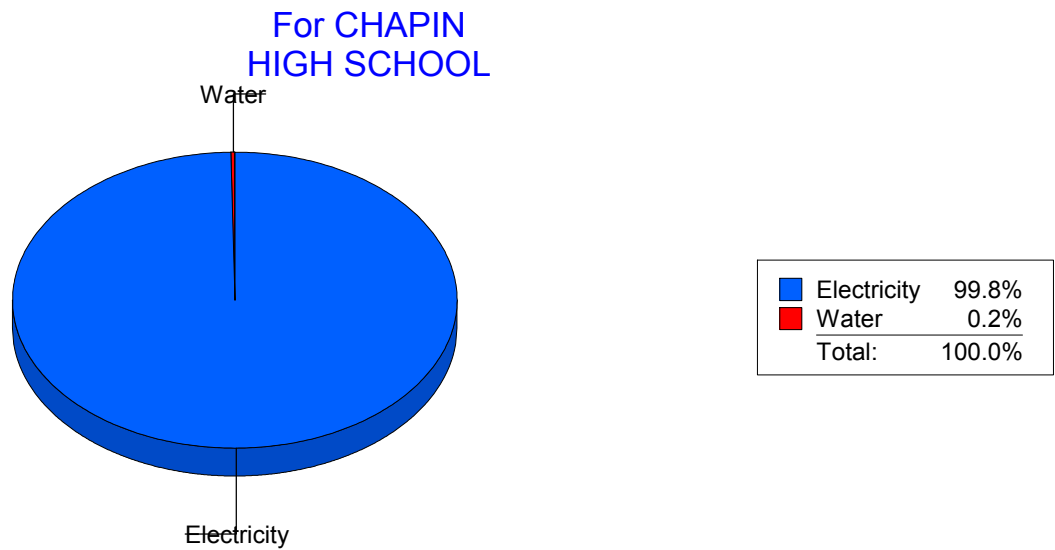
Energy CAP

Cost Avoidance Program

**Cost Summary Graph**

Grouped by Energy Type

Energy Type	Use	Units	Meter Cost	Special Charges	Total Cost	Avg Unit Cost	% of Total Cost
<b>Site: CHAPIN HIGH SCHOOL - CHAPIN HIGH SCHOOL</b>							
Electricity	263,561	KWH	\$24,125.43	\$0.00	\$24,125.43	0.0915	99.80%
Water	0	CCF	\$47.20	\$0.00	\$47.20	0.0000	0.20%
<b>Total Cost:</b>			<b>\$24,172.63</b>	<b>\$0.00</b>	<b>\$24,172.63</b>		



*Filters: Cost Center Name Not Equal To DoNotReport; Billing Period Equal To 201412All Meter CodesAll Group Names*

**el paso**

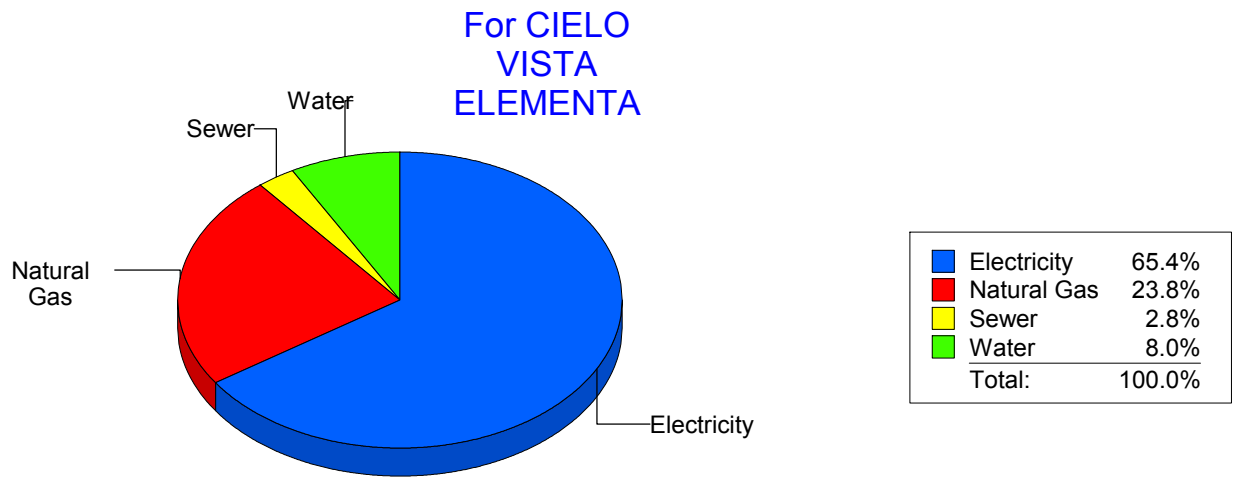
Energy CAP

Cost Avoidance Program

**Cost Summary Graph**

Grouped by Energy Type

Energy Type	Use	Units	Meter Cost	Special Charges	Total Cost	Avg Unit Cost	% of Total Cost
<b>Site: CIELO VISTA ELEMENTA - CIELO VISTA ELEMENTA</b>							
Electricity	41,360	KWH	\$5,019.00	\$0.00	\$5,019.00	0.1213	65.44%
Natural Gas	2,310	CCF	\$1,822.78	\$0.00	\$1,822.78	0.7891	23.77%
Water	168	CCF	\$612.50	\$0.00	\$612.50	3.6458	7.99%
Sewer	48	CCF	\$215.07	\$0.00	\$215.07	4.4806	2.80%
<b>Total Cost:</b>			<b>\$7,669.35</b>	<b>\$0.00</b>	<b>\$7,669.35</b>		



*Filters: Cost Center Name Not Equal To DoNotReport; Billing Period Equal To 201412All Meter CodesAll Group Names*

**elpaso**

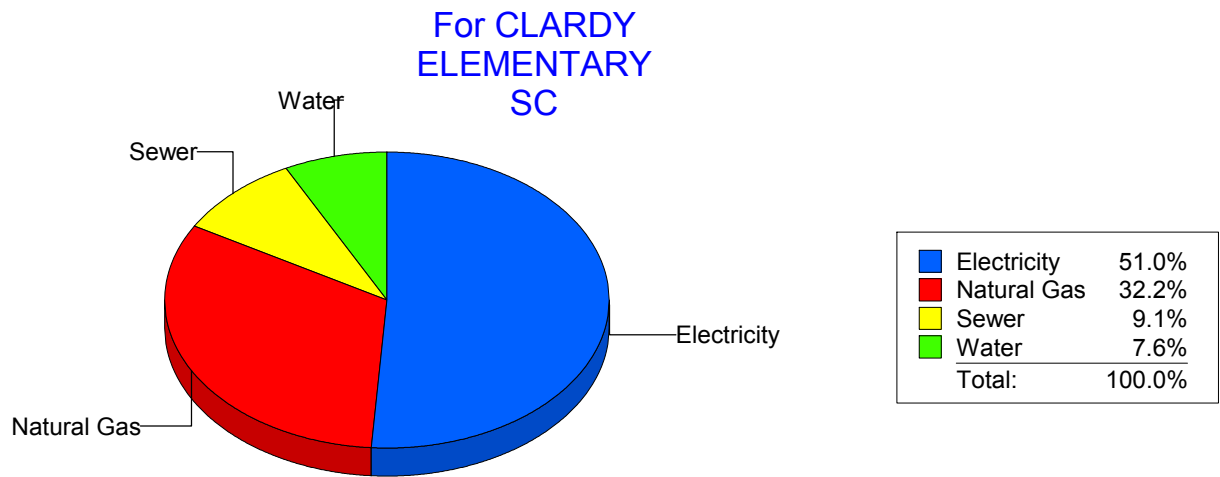
Energy CAP

Cost Avoidance Program

**Cost Summary Graph**

Grouped by Energy Type

Energy Type	Use	Units	Meter Cost	Special Charges	Total Cost	Avg Unit Cost	% of Total Cost
<b>Site: CLARDY ELEMENTARY SC - CLARDY ELEMENTARY SC</b>							
Electricity	23,488	KWH	\$3,110.73	\$0.00	\$3,110.73	0.1324	51.02%
Natural Gas	2,506	CCF	\$1,963.99	\$0.00	\$1,963.99	0.7837	32.21%
Water	168	CCF	\$465.20	\$0.00	\$465.20	2.7690	7.63%
Sewer	247	CCF	\$557.01	\$0.00	\$557.01	2.2551	9.14%
<b>Total Cost:</b>			<b>\$6,096.93</b>	<b>\$0.00</b>	<b>\$6,096.93</b>		



*Filters: Cost Center Name Not Equal To DoNotReport; Billing Period Equal To 201412All Meter CodesAll Group Names*



**elpaso**

Energy CAP

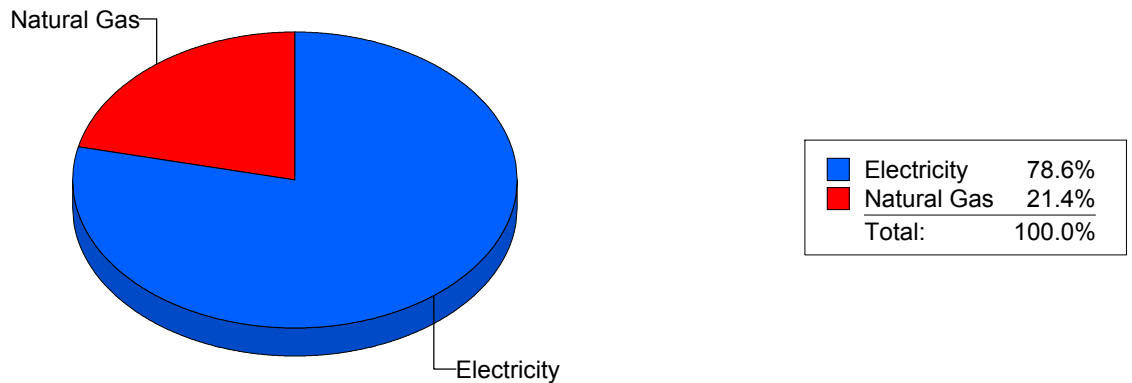
Cost Avoidance Program

**Cost Summary Graph**

Grouped by Energy Type

Energy Type	Use	Units	Meter Cost	Special Charges	Total Cost	Avg Unit Cost	% of Total Cost
<b>Site: CLENDININ - CLENDININ</b>							
Electricity	26,100	KWH	\$3,400.75	\$0.00	\$3,400.75	0.1303	78.58%
Natural Gas	1,173	CCF	\$926.75	\$0.00	\$926.75	0.7901	21.42%
<b>Total Cost:</b>			<b>\$4,327.50</b>	<b>\$0.00</b>	<b>\$4,327.50</b>		

For CLENDININ



*Filters: Cost Center Name Not Equal To DoNotReport; Billing Period Equal To 201412All Meter CodesAll Group Names*

**elpaso**

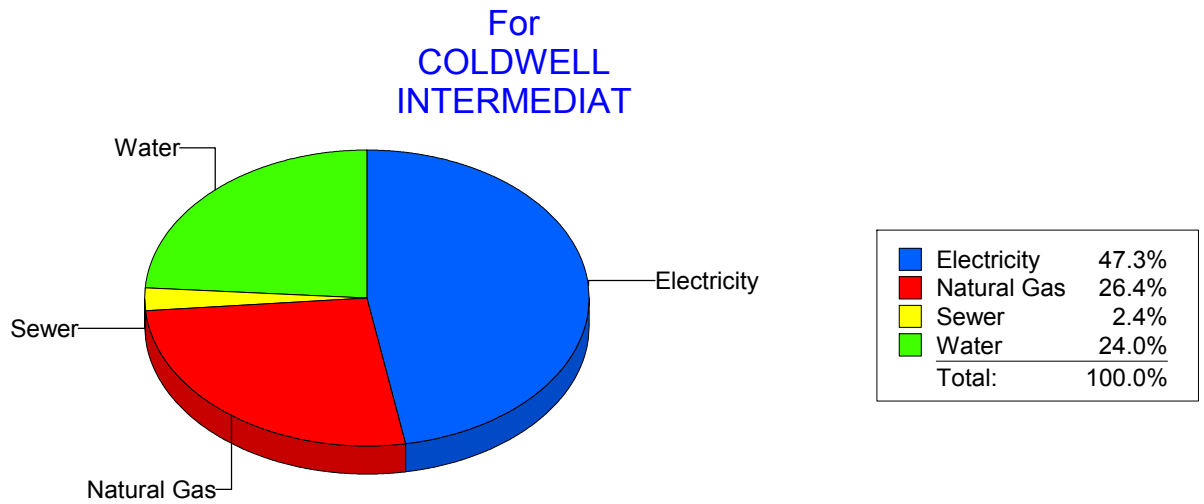
Energy CAP

Cost Avoidance Program

**Cost Summary Graph**

Grouped by Energy Type

Energy Type	Use	Units	Meter Cost	Special Charges	Total Cost	Avg Unit Cost	% of Total Cost
<b>Site: COLDWELL INTERMEDIAT - COLDWELL INTERMEDIAT</b>							
Electricity	23,713	KWH	\$2,790.30	\$0.00	\$2,790.30	0.1177	47.26%
Natural Gas	1,837	CCF	\$1,557.34	\$0.00	\$1,557.34	0.8478	26.38%
Water	327	CCF	\$1,415.21	\$0.00	\$1,415.21	4.3279	23.97%
Sewer	15	CCF	\$141.53	\$0.00	\$141.53	9.4353	2.40%
<b>Total Cost:</b>			<b>\$5,904.38</b>	<b>\$0.00</b>	<b>\$5,904.38</b>		



*Filters: Cost Center Name Not Equal To DoNotReport; Billing Period Equal To 201412All Meter CodesAll Group Names*

**elpaso**

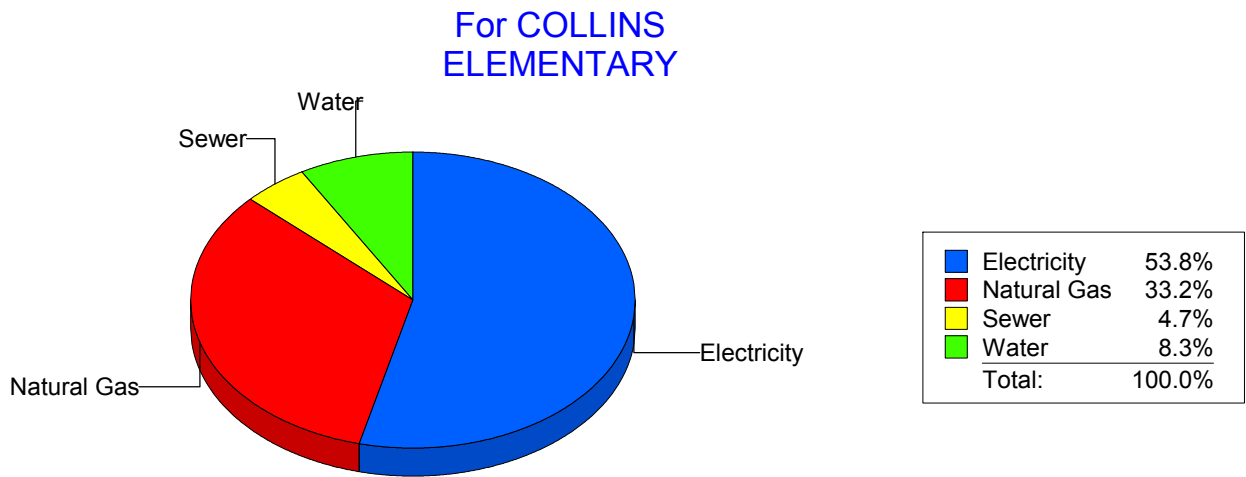
Energy CAP

Cost Avoidance Program

**Cost Summary Graph**

Grouped by Energy Type

Energy Type	Use	Units	Meter Cost	Special Charges	Total Cost	Avg Unit Cost	% of Total Cost
<b>Site: COLLINS ELEMENTARY - COLLINS ELEMENTARY</b>							
Electricity	43,180	KWH	\$4,693.79	\$0.00	\$4,693.79	0.1087	53.82%
Natural Gas	3,789	CCF	\$2,891.12	\$0.00	\$2,891.12	0.7630	33.15%
Water	228	CCF	\$723.82	\$0.00	\$723.82	3.1746	8.30%
Sewer	191	CCF	\$412.41	\$0.00	\$412.41	2.1592	4.73%
<b>Total Cost:</b>			<b>\$8,721.14</b>	<b>\$0.00</b>	<b>\$8,721.14</b>		



*Filters: Cost Center Name Not Equal To DoNotReport; Billing Period Equal To 201412All Meter CodesAll Group Names*

**elpaso**

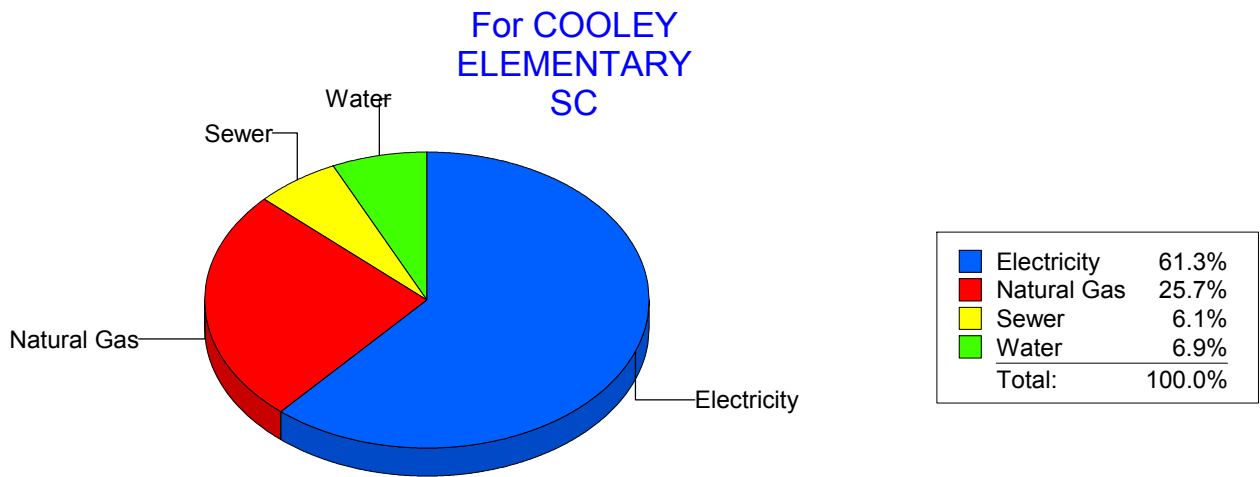
Energy CAP

Cost Avoidance Program

**Cost Summary Graph**

Grouped by Energy Type

Energy Type	Use	Units	Meter Cost	Special Charges	Total Cost	Avg Unit Cost	% of Total Cost
<b>Site: COOLEY ELEMENTARY SC - COOLEY ELEMENTARY SC</b>							
Electricity	64,800	KWH	\$6,077.90	\$0.00	\$6,077.90	0.0938	61.33%
Natural Gas	3,305	CCF	\$2,545.42	\$0.00	\$2,545.42	0.7702	25.68%
Water	185	CCF	\$681.42	\$0.00	\$681.42	3.6834	6.88%
Sewer	146	CCF	\$605.78	\$0.00	\$605.78	4.1492	6.11%
<b>Total Cost:</b>			<b>\$9,910.52</b>	<b>\$0.00</b>	<b>\$9,910.52</b>		



*Filters: Cost Center Name Not Equal To DoNotReport; Billing Period Equal To 201412All Meter CodesAll Group Names*

**elpaso**

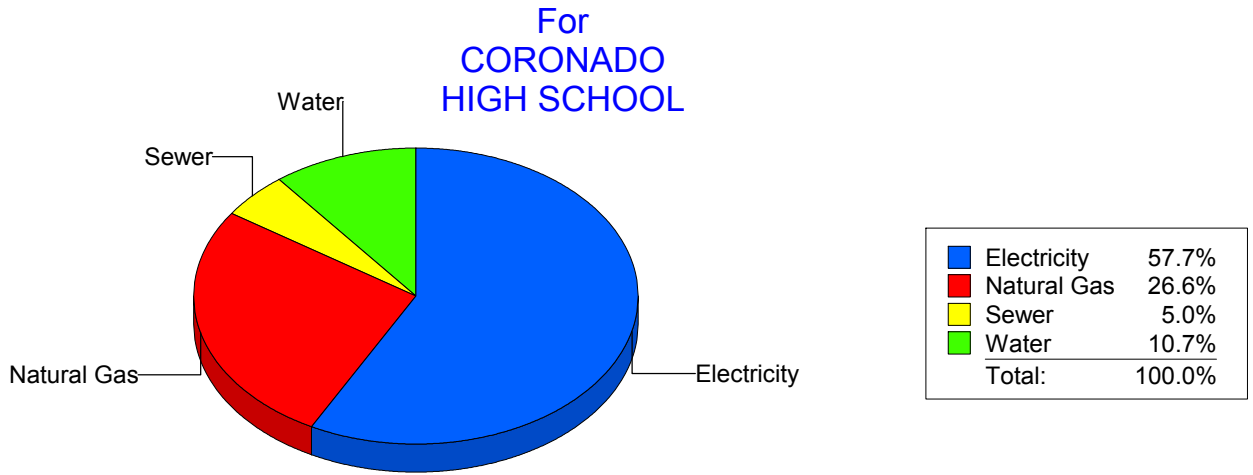
Energy CAP

Cost Avoidance Program

**Cost Summary Graph**

Grouped by Energy Type

Energy Type	Use	Units	Meter Cost	Special Charges	Total Cost	Avg Unit Cost	% of Total Cost
<b>Site: CORONADO HIGH SCHOOL - CORONADO HIGH SCHOOL</b>							
Electricity	169,498	KWH	\$18,001.51	\$0.00	\$18,001.51	0.1062	57.72%
Natural Gas	11,279	CCF	\$8,303.94	\$0.00	\$8,303.94	0.7362	26.63%
Water	2,157	CCF	\$3,330.00	\$0.00	\$3,330.00	1.5438	10.68%
Sewer	893	CCF	\$1,550.75	\$0.00	\$1,550.75	1.7366	4.97%
<b>Total Cost:</b>			<b>\$31,186.20</b>	<b>\$0.00</b>	<b>\$31,186.20</b>		



*Filters: Cost Center Name Not Equal To DoNotReport; Billing Period Equal To 201412All Meter CodesAll Group Names*

**elpaso**

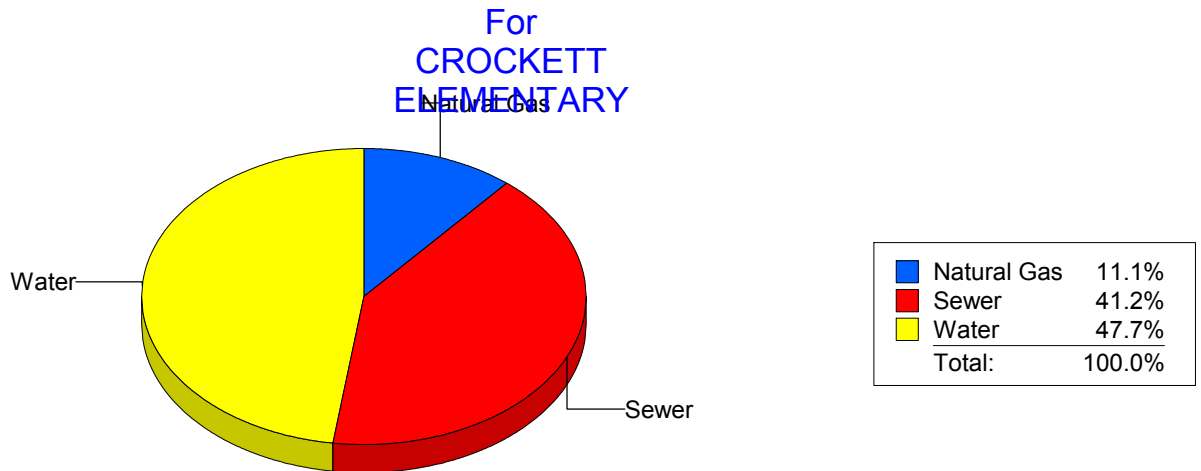
Energy CAP

Cost Avoidance Program

**Cost Summary Graph**

Grouped by Energy Type

Energy Type	Use	Units	Meter Cost	Special Charges	Total Cost	Avg Unit Cost	% of Total Cost
<b>Site: CROCKETT - CROCKETT ELEMENTARY</b>							
Natural Gas		0 CCF	\$80.07	\$0.00	\$80.07	0.0000	11.13%
Water		101 CCF	\$343.02	\$0.00	\$343.02	3.3962	47.70%
Sewer		117 CCF	\$296.10	\$0.00	\$296.10	2.5308	41.17%
<b>Total Cost:</b>			<b>\$719.19</b>	<b>\$0.00</b>	<b>\$719.19</b>		



*Filters: Cost Center Name Not Equal To DoNotReport; Billing Period Equal To 201412All Meter CodesAll Group Names*

**el paso**

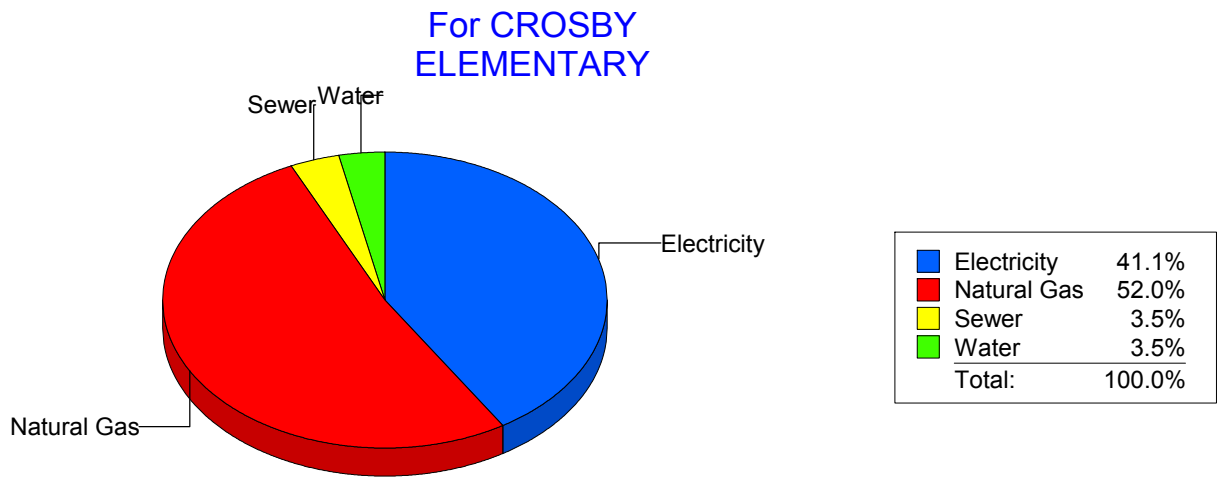
Energy CAP

Cost Avoidance Program

**Cost Summary Graph**

Grouped by Energy Type

Energy Type	Use	Units	Meter Cost	Special Charges	Total Cost	Avg Unit Cost	% of Total Cost
<b>Site: CROSBY ELEMENTARY - CROSBY ELEMENTARY</b>							
Electricity	31,566	KWH	\$3,109.88	\$0.00	\$3,109.88	0.0985	41.07%
Natural Gas	5,266	CCF	\$3,938.26	\$0.00	\$3,938.26	0.7479	52.00%
Water	81	CCF	\$261.82	\$0.00	\$261.82	3.2323	3.46%
Sewer	93	CCF	\$262.98	\$0.00	\$262.98	2.8277	3.47%
<b>Total Cost:</b>			<b>\$7,572.94</b>	<b>\$0.00</b>	<b>\$7,572.94</b>		



*Filters: Cost Center Name Not Equal To DoNotReport; Billing Period Equal To 201412All Meter CodesAll Group Names*

**el paso**

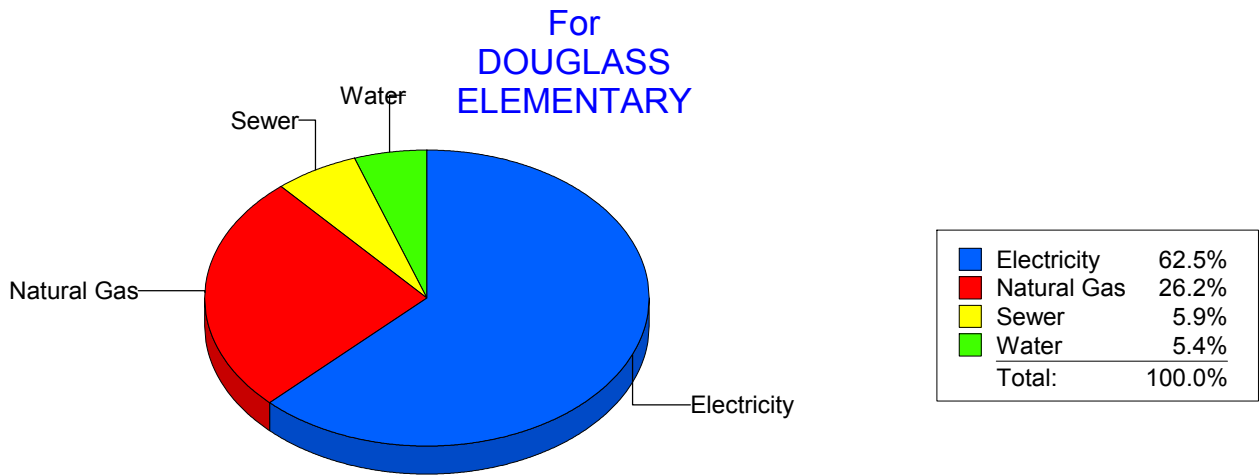
Energy CAP

Cost Avoidance Program

**Cost Summary Graph**

Grouped by Energy Type

Energy Type	Use	Units	Meter Cost	Special Charges	Total Cost	Avg Unit Cost	% of Total Cost
<b>Site: DOUGLASS ELEMENTARY - DOUGLASS ELEMENTARY</b>							
Electricity	32,569	KWH	\$3,580.65	\$0.00	\$3,580.65	0.1099	62.49%
Natural Gas	1,866	CCF	\$1,499.13	\$0.00	\$1,499.13	0.8034	26.17%
Water	95	CCF	\$309.51	\$0.00	\$309.51	3.2580	5.40%
Sewer	112	CCF	\$340.23	\$0.00	\$340.23	3.0378	5.94%
<b>Total Cost:</b>			<b>\$5,729.52</b>	<b>\$0.00</b>	<b>\$5,729.52</b>		



*Filters: Cost Center Name Not Equal To DoNotReport; Billing Period Equal To 201412All Meter CodesAll Group Names*



**elpaso**

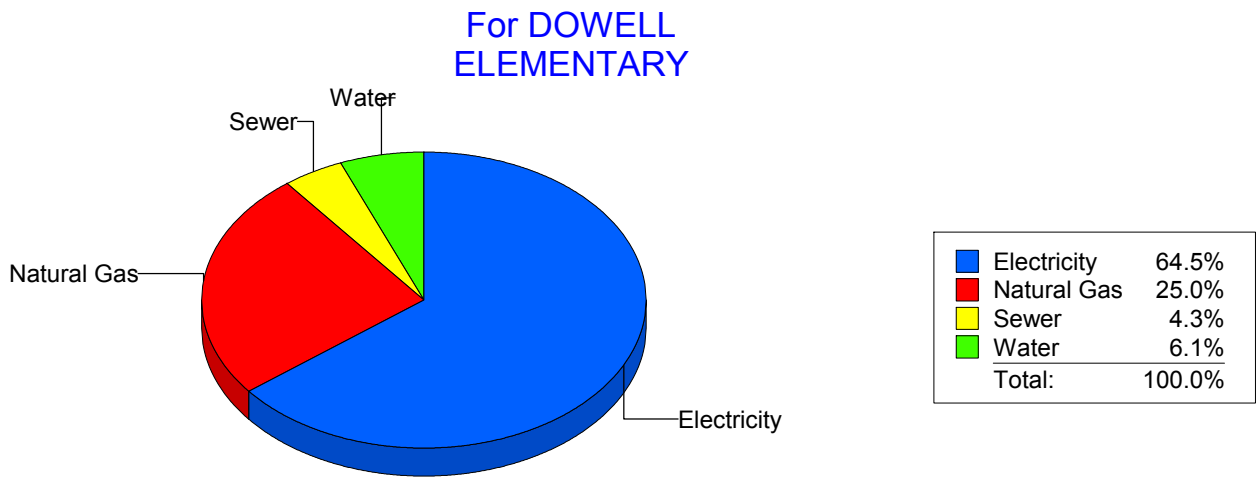
Energy CAP

Cost Avoidance Program

**Cost Summary Graph**

Grouped by Energy Type

Energy Type	Use	Units	Meter Cost	Special Charges	Total Cost	Avg Unit Cost	% of Total Cost
<b>Site: DOWELL ELEMENTARY - DOWELL ELEMENTARY</b>							
Electricity	15,941	KWH	\$2,013.02	\$0.00	\$2,013.02	0.1263	64.54%
Natural Gas	971	CCF	\$780.81	\$0.00	\$780.81	0.8041	25.04%
Water	50	CCF	\$191.49	\$0.00	\$191.49	3.8298	6.14%
Sewer	58	CCF	\$133.55	\$0.00	\$133.55	2.3026	4.28%
<b>Total Cost:</b>			<b>\$3,118.87</b>	<b>\$0.00</b>	<b>\$3,118.87</b>		



*Filters: Cost Center Name Not Equal To DoNotReport; Billing Period Equal To 201412All Meter CodesAll Group Names*

**el paso**

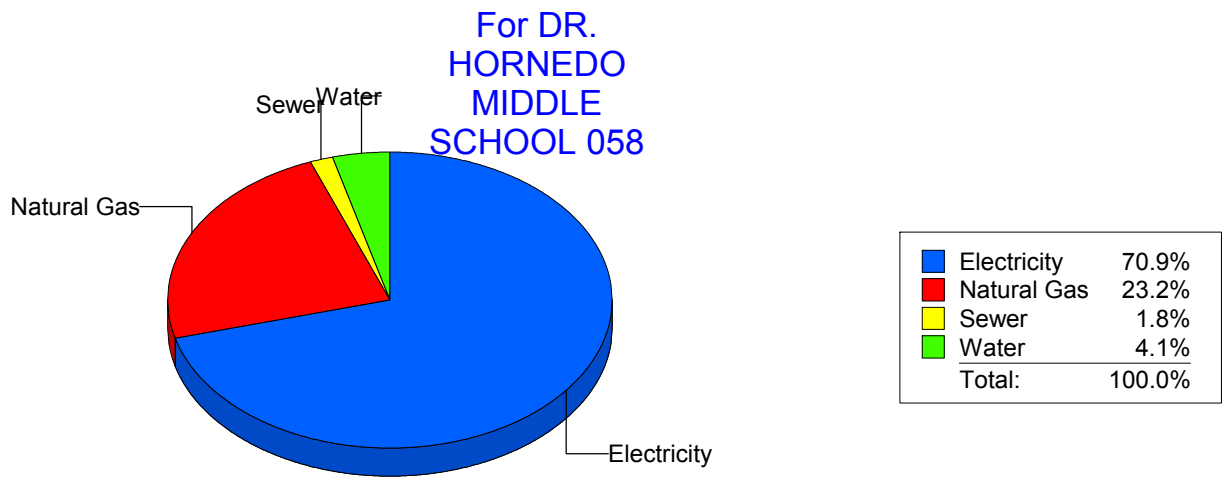
Energy CAP

Cost Avoidance Program

**Cost Summary Graph**

Grouped by Energy Type

Energy Type	Use	Units	Meter Cost	Special Charges	Total Cost	Avg Unit Cost	% of Total Cost
<b>Site: DRHORNEDOMIDDLESCHOOL - DR. HORNEDO MIDDLE SCHOOL 058</b>							
Electricity	80,595	KWH	\$14,837.97	\$0.00	\$14,837.97	0.1841	70.90%
Natural Gas	6,652	CCF	\$4,849.58	\$0.00	\$4,849.58	0.7290	23.17%
Water	230	CCF	\$865.90	\$0.00	\$865.90	3.7648	4.14%
Sewer	105	CCF	\$374.13	\$0.00	\$374.13	3.5631	1.79%
<b>Total Cost:</b>			<b>\$20,927.58</b>	<b>\$0.00</b>	<b>\$20,927.58</b>		



*Filters: Cost Center Name Not Equal To DoNotReport; Billing Period Equal To 201412All Meter CodesAll Group Names*

**elpaso**

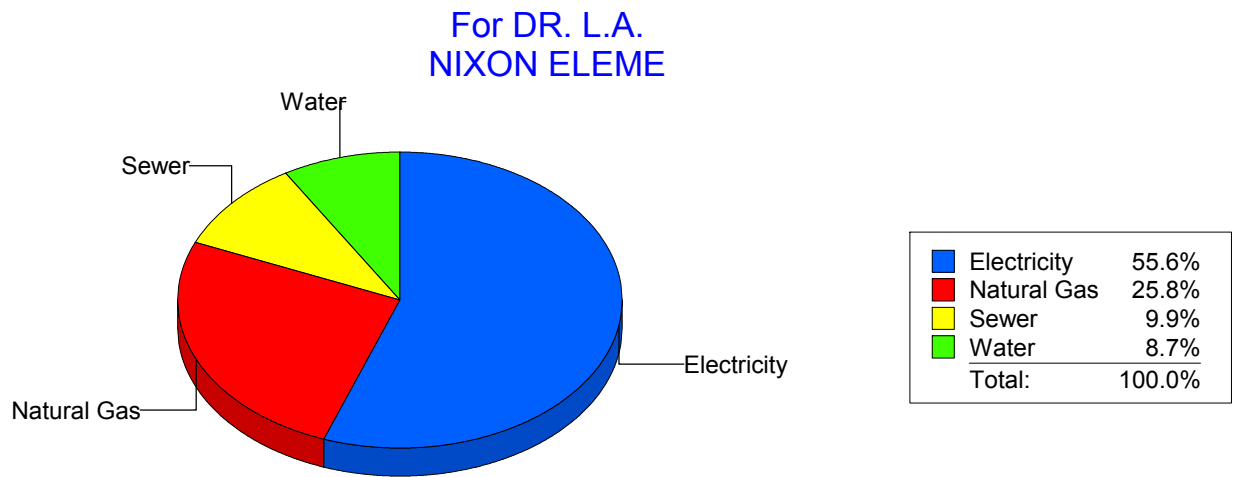
Energy CAP

Cost Avoidance Program

**Cost Summary Graph**

Grouped by Energy Type

Energy Type	Use	Units	Meter Cost	Special Charges	Total Cost	Avg Unit Cost	% of Total Cost
<b>Site: DR. L.A. NIXON ELEME - DR. L.A. NIXON ELEME</b>							
Electricity	35,020	KWH	\$3,633.70	\$0.00	\$3,633.70	0.1038	55.59%
Natural Gas	2,113	CCF	\$1,684.70	\$0.00	\$1,684.70	0.7973	25.77%
Water	206	CCF	\$570.24	\$0.00	\$570.24	2.7682	8.72%
Sewer	274	CCF	\$647.78	\$0.00	\$647.78	2.3642	9.91%
<b>Total Cost:</b>			<b>\$6,536.42</b>	<b>\$0.00</b>	<b>\$6,536.42</b>		



*Filters: Cost Center Name Not Equal To DoNotReport; Billing Period Equal To 201412All Meter CodesAll Group Names*

**elpaso**

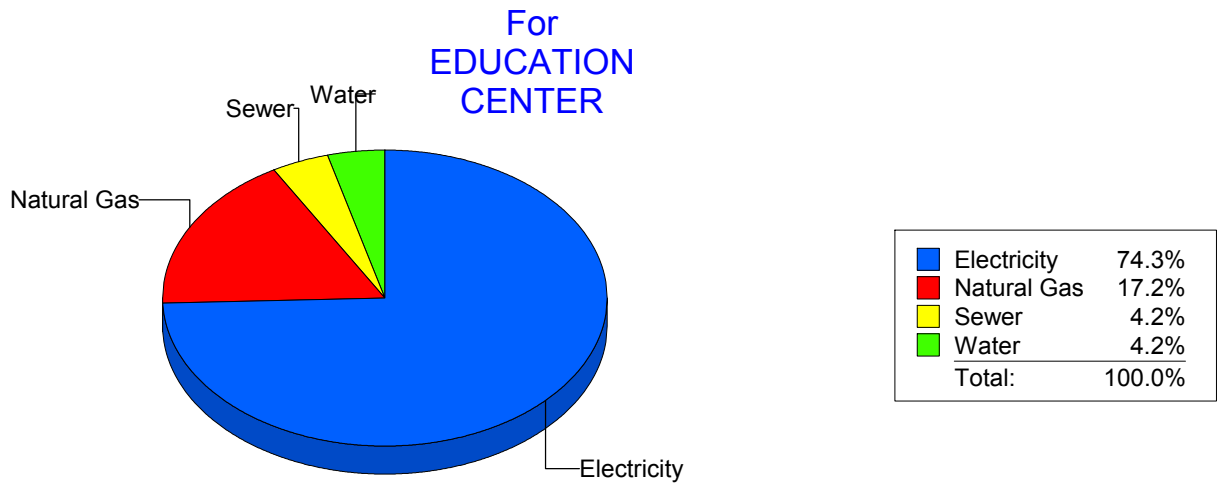
Energy CAP

Cost Avoidance Program

**Cost Summary Graph**

Grouped by Energy Type

Energy Type	Use	Units	Meter Cost	Special Charges	Total Cost	Avg Unit Cost	% of Total Cost
<b>Site: EDUCATION CENTER - EDUCATION CENTER</b>							
Electricity	218,033	KWH	\$19,541.12	\$0.00	\$19,541.12	0.0896	74.32%
Natural Gas	6,199	CCF	\$4,526.83	\$0.00	\$4,526.83	0.7303	17.22%
Water	457	CCF	\$1,109.46	\$0.00	\$1,109.46	2.4277	4.22%
Sewer	516	CCF	\$1,116.38	\$0.00	\$1,116.38	2.1635	4.25%
<b>Total Cost:</b>			<b>\$26,293.79</b>	<b>\$0.00</b>	<b>\$26,293.79</b>		



*Filters: Cost Center Name Not Equal To DoNotReport; Billing Period Equal To 201412All Meter CodesAll Group Names*

**elpaso**

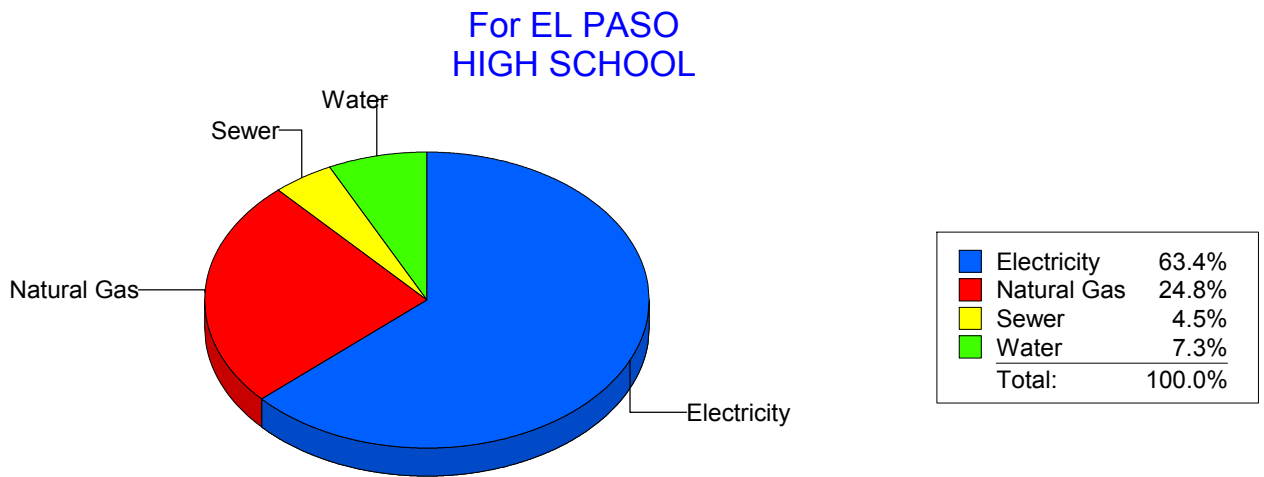
Energy CAP

Cost Avoidance Program

**Cost Summary Graph**

Grouped by Energy Type

Energy Type	Use	Units	Meter Cost	Special Charges	Total Cost	Avg Unit Cost	% of Total Cost
<b>Site: EL PASO HIGH SCHOOL - EL PASO HIGH SCHOOL</b>							
Electricity	119,760	KWH	\$13,894.15	\$0.00	\$13,894.15	0.1160	63.39%
Natural Gas	6,910	CCF	\$5,436.72	\$0.00	\$5,436.72	0.7868	24.81%
Water	521	CCF	\$1,590.56	\$0.00	\$1,590.56	3.0529	7.26%
Sewer	399	CCF	\$996.00	\$0.00	\$996.00	2.4962	4.54%
<b>Total Cost:</b>			<b>\$21,917.43</b>	<b>\$0.00</b>	<b>\$21,917.43</b>		



*Filters: Cost Center Name Not Equal To DoNotReport; Billing Period Equal To 201412All Meter CodesAll Group Names*

**el paso**

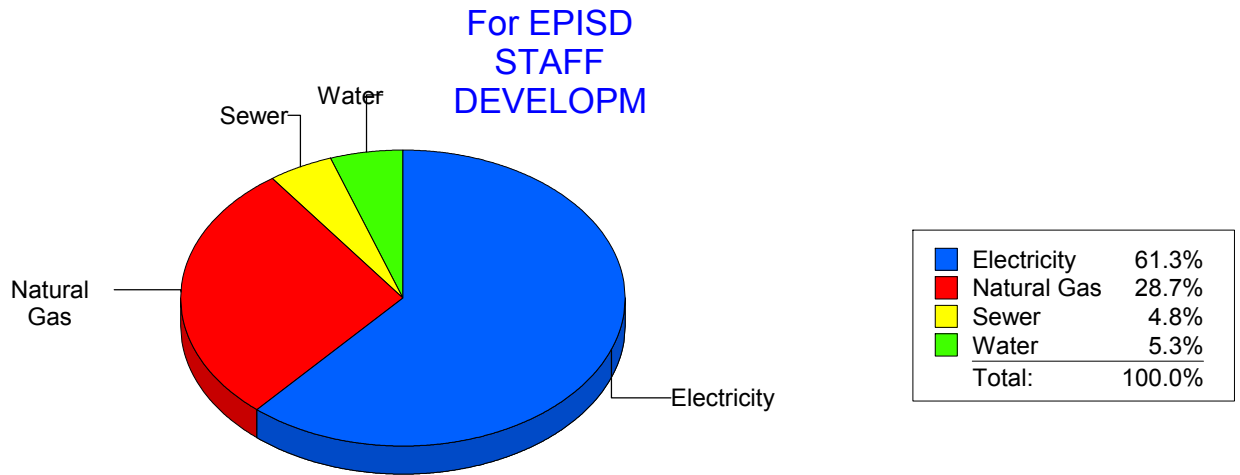
Energy CAP

Cost Avoidance Program

**Cost Summary Graph**

Grouped by Energy Type

Energy Type	Use	Units	Meter Cost	Special Charges	Total Cost	Avg Unit Cost	% of Total Cost
<b>Site: EPISD STAFF DEVELOPM - EPISD STAFF DEVELOPM</b>							
Electricity	8,840	KWH	\$1,116.57	\$0.00	\$1,116.57	0.1263	61.32%
Natural Gas	613	CCF	\$521.81	\$0.00	\$521.81	0.8512	28.66%
Water	17	CCF	\$95.88	\$0.00	\$95.88	5.6400	5.27%
Sewer	24	CCF	\$86.63	\$0.00	\$86.63	3.6096	4.76%
<b>Total Cost:</b>			<b>\$1,820.89</b>	<b>\$0.00</b>	<b>\$1,820.89</b>		



*Filters: Cost Center Name Not Equal To DoNotReport; Billing Period Equal To 201412All Meter CodesAll Group Names*

**elpaso**

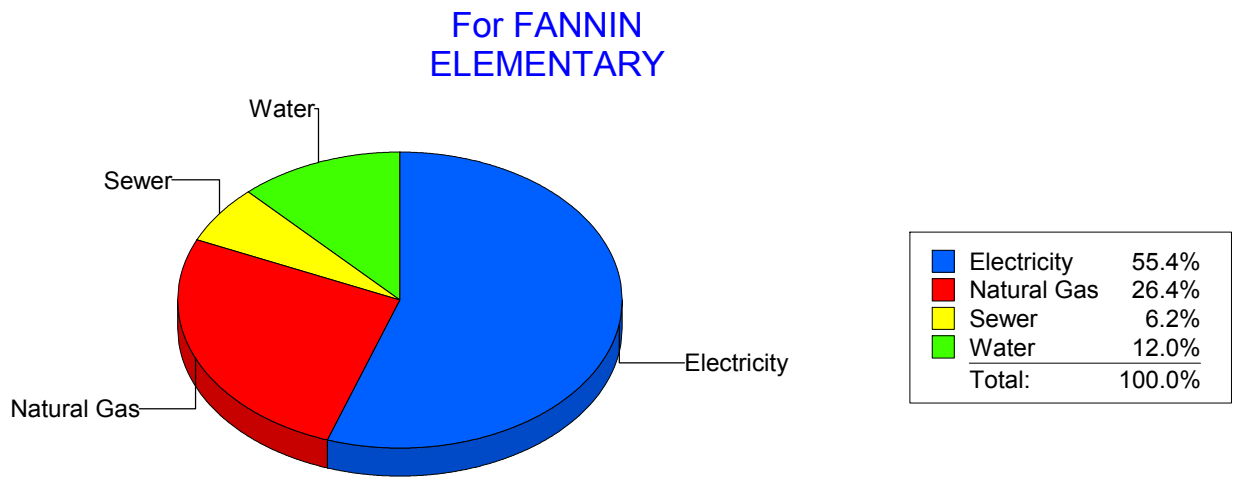
Energy CAP

Cost Avoidance Program

**Cost Summary Graph**

Grouped by Energy Type

Energy Type	Use	Units	Meter Cost	Special Charges	Total Cost	Avg Unit Cost	% of Total Cost
<b>Site: FANNIN ELEMENTARY - FANNIN ELEMENTARY</b>							
Electricity	28,508	KWH	\$3,477.91	\$0.00	\$3,477.91	0.1220	55.40%
Natural Gas	1,973	CCF	\$1,657.56	\$0.00	\$1,657.56	0.8401	26.40%
Water	232	CCF	\$752.18	\$0.00	\$752.18	3.2422	11.98%
Sewer	126	CCF	\$390.03	\$0.00	\$390.03	3.0955	6.21%
<b>Total Cost:</b>			<b>\$6,277.68</b>	<b>\$0.00</b>	<b>\$6,277.68</b>		



*Filters: Cost Center Name Not Equal To DoNotReport; Billing Period Equal To 201412All Meter CodesAll Group Names*

**el Paso**

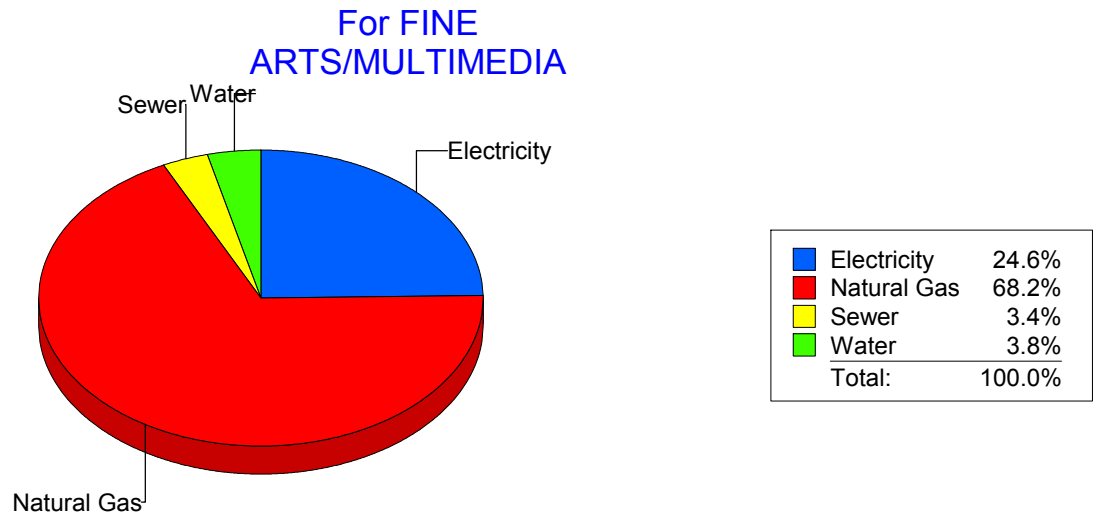
Energy CAP

Cost Avoidance Program

**Cost Summary Graph**

Grouped by Energy Type

Energy Type	Use	Units	Meter Cost	Special Charges	Total Cost	Avg Unit Cost	% of Total Cost
<b>Site: FINE ARTS/MULTIMEDIA - FINE ARTS/MULTIMEDIA</b>							
Electricity	10,836	KWH	\$1,152.96	\$0.00	\$1,152.96	0.1064	24.63%
Natural Gas	4,325	CCF	\$3,191.82	\$0.00	\$3,191.82	0.7380	68.18%
Water	71	CCF	\$178.49	\$0.00	\$178.49	2.5139	3.81%
Sewer	66	CCF	\$158.40	\$0.00	\$158.40	2.4000	3.38%
<b>Total Cost:</b>			<b>\$4,681.67</b>	<b>\$0.00</b>	<b>\$4,681.67</b>		



*Filters: Cost Center Name Not Equal To DoNotReport; Billing Period Equal To 201412All Meter CodesAll Group Names*



**elpaso**

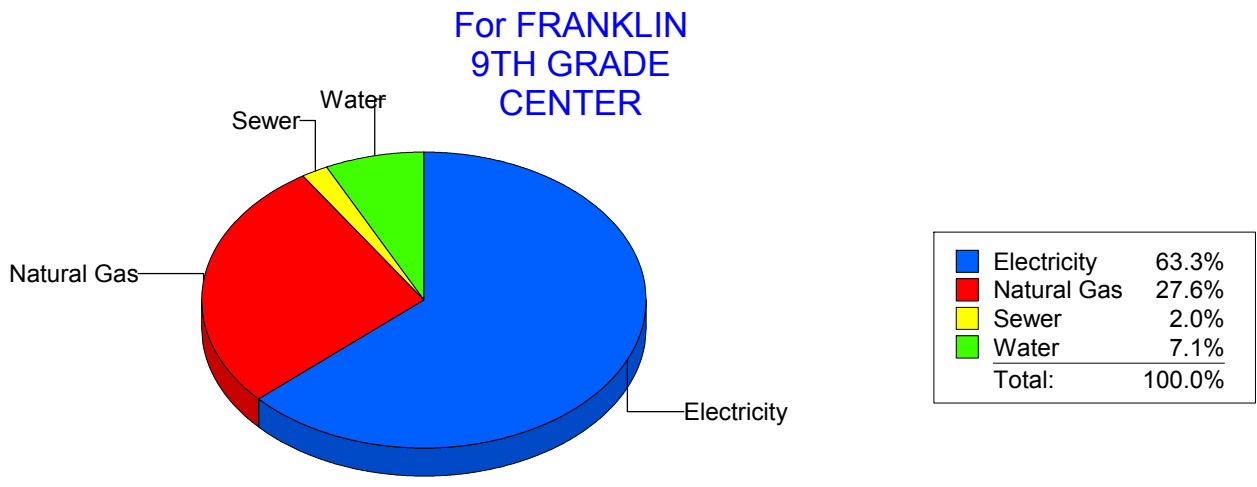
Energy CAP

Cost Avoidance Program

**Cost Summary Graph**

Grouped by Energy Type

Energy Type	Use	Units	Meter Cost	Special Charges	Total Cost	Avg Unit Cost	% of Total Cost
<b>Site: FRANKLIN9THGRADECENTER - FRANKLIN 9TH GRADE CENTER</b>							
Electricity	115,000	KWH	\$11,730.85	\$0.00	\$11,730.85	0.1020	63.28%
Natural Gas	7,016	CCF	\$5,108.88	\$0.00	\$5,108.88	0.7282	27.56%
Water	936	CCF	\$1,320.04	\$0.00	\$1,320.04	1.4103	7.12%
Sewer	109	CCF	\$379.65	\$0.00	\$379.65	3.4830	2.05%
<b>Total Cost:</b>			<b>\$18,539.42</b>	<b>\$0.00</b>	<b>\$18,539.42</b>		



*Filters: Cost Center Name Not Equal To DoNotReport; Billing Period Equal To 201412All Meter CodesAll Group Names*

**el paso**

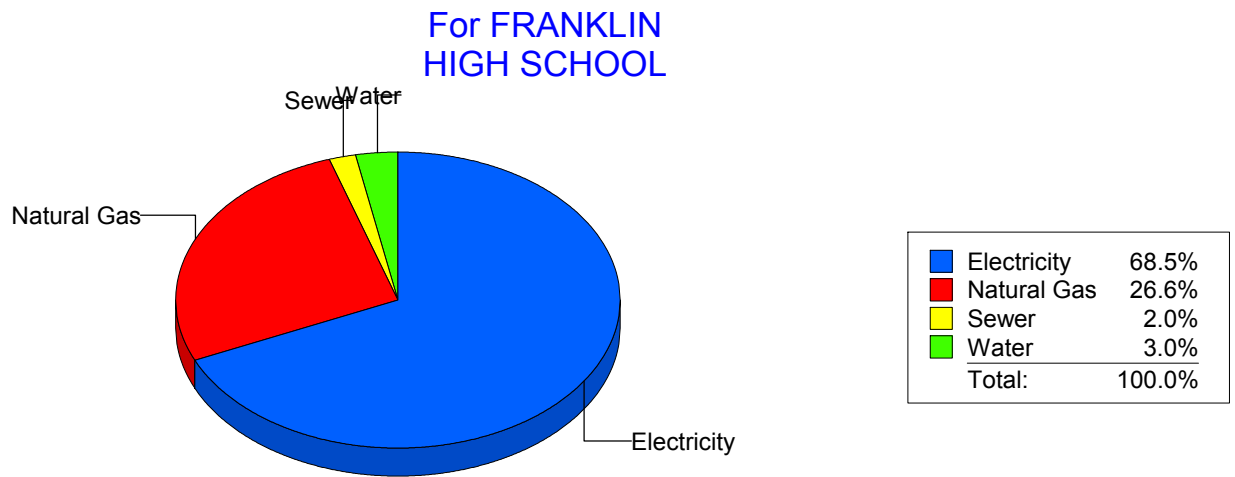
Energy CAP

Cost Avoidance Program

**Cost Summary Graph**

Grouped by Energy Type

Energy Type	Use	Units	Meter Cost	Special Charges	Total Cost	Avg Unit Cost	% of Total Cost
<b>Site: FRANKLIN HIGH SCHOOL - FRANKLIN HIGH SCHOOL</b>							
Electricity	230,220	KWH	\$21,961.37	\$0.00	\$21,961.37	0.0954	68.46%
Natural Gas	11,712	CCF	\$8,526.13	\$0.00	\$8,526.13	0.7280	26.58%
Water	449	CCF	\$949.01	\$0.00	\$949.01	2.1136	2.96%
Sewer	299	CCF	\$641.85	\$0.00	\$641.85	2.1467	2.00%
<b>Total Cost:</b>			<b>\$32,078.36</b>	<b>\$0.00</b>	<b>\$32,078.36</b>		



*Filters: Cost Center Name Not Equal To DoNotReport; Billing Period Equal To 201412All Meter CodesAll Group Names*

**el Paso**

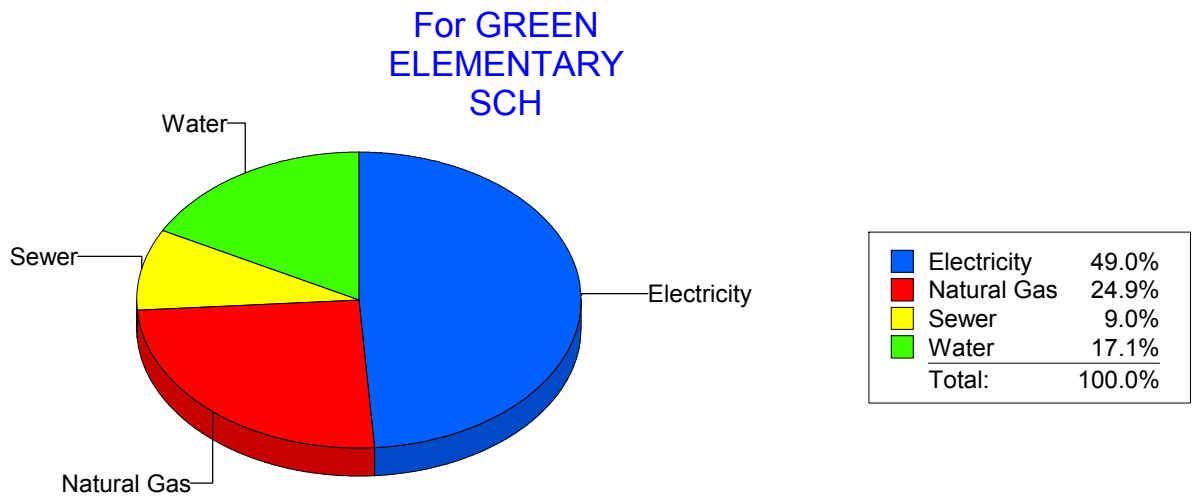
Energy CAP

Cost Avoidance Program

**Cost Summary Graph**

Grouped by Energy Type

Energy Type	Use	Units	Meter Cost	Special Charges	Total Cost	Avg Unit Cost	% of Total Cost
<b>Site: GREEN ELEMENTARY SCH - GREEN ELEMENTARY SCH</b>							
Electricity	27,000	KWH	\$2,785.59	\$0.00	\$2,785.59	0.1032	48.99%
Natural Gas	1,752	CCF	\$1,417.87	\$0.00	\$1,417.87	0.8093	24.93%
Water	327	CCF	\$972.70	\$0.00	\$972.70	2.9746	17.11%
Sewer	155	CCF	\$510.45	\$0.00	\$510.45	3.2932	8.98%
<b>Total Cost:</b>			<b>\$5,686.61</b>	<b>\$0.00</b>	<b>\$5,686.61</b>		



*Filters: Cost Center Name Not Equal To DoNotReport; Billing Period Equal To 201412All Meter CodesAll Group Names*

**elpaso**

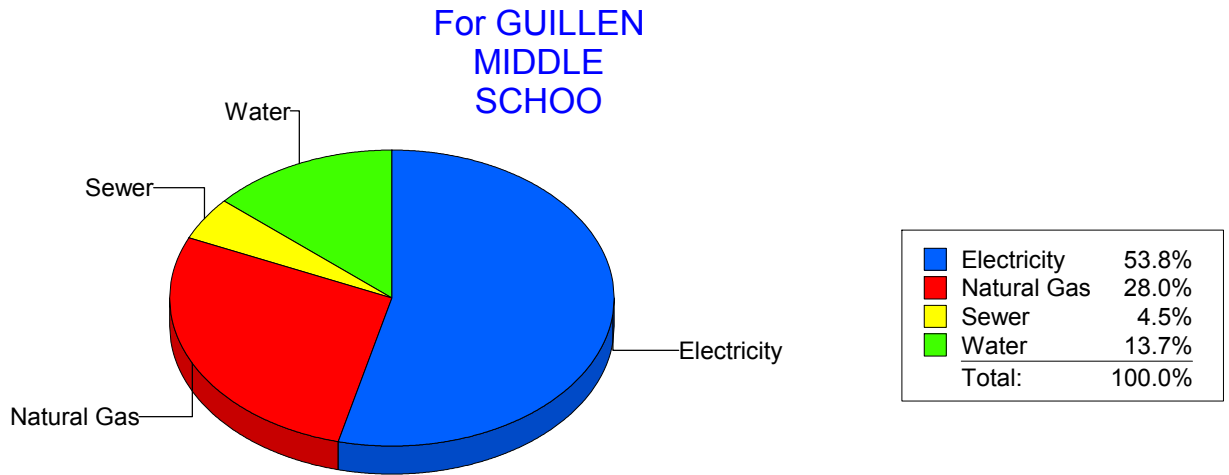
Energy CAP

Cost Avoidance Program

**Cost Summary Graph**

Grouped by Energy Type

Energy Type	Use	Units	Meter Cost	Special Charges	Total Cost	Avg Unit Cost	% of Total Cost
<b>Site: GUILLEN MIDDLE SCHOO - GUILLEN MIDDLE SCHOO</b>							
Electricity	68,946	KWH	\$6,856.09	\$0.00	\$6,856.09	0.0994	53.75%
Natural Gas	4,721	CCF	\$3,570.92	\$0.00	\$3,570.92	0.7564	28.00%
Water	649	CCF	\$1,751.00	\$0.00	\$1,751.00	2.6980	13.73%
Sewer	261	CCF	\$576.33	\$0.00	\$576.33	2.2082	4.52%
<b>Total Cost:</b>			<b>\$12,754.34</b>	<b>\$0.00</b>	<b>\$12,754.34</b>		



*Filters: Cost Center Name Not Equal To DoNotReport; Billing Period Equal To 201412All Meter CodesAll Group Names*

**elpaso**

Energy CAP

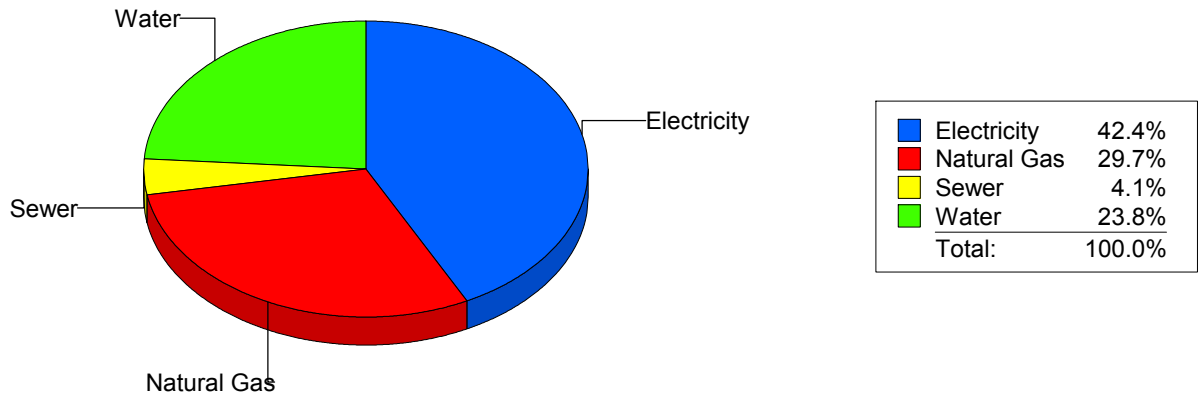
Cost Avoidance Program

**Cost Summary Graph**

Grouped by Energy Type

Energy Type	Use	Units	Meter Cost	Special Charges	Total Cost	Avg Unit Cost	% of Total Cost
<b>Site: H.E. CHARLES MIDDLE - H.E. CHARLES MIDDLE</b>							
Electricity	60,608	KWH	\$6,501.53	\$0.00	\$6,501.53	0.1073	42.44%
Natural Gas	6,122	CCF	\$4,545.67	\$0.00	\$4,545.67	0.7425	29.67%
Water	1,082	CCF	\$3,645.39	\$0.00	\$3,645.39	3.3691	23.80%
Sewer	288	CCF	\$626.67	\$0.00	\$626.67	2.1759	4.09%
<b>Total Cost:</b>			<b>\$15,319.26</b>	<b>\$0.00</b>	<b>\$15,319.26</b>		

For H.E. CHARLES MIDDLE



*Filters: Cost Center Name Not Equal To DoNotReport; Billing Period Equal To 201412All Meter CodesAll Group Names*

**el Paso**

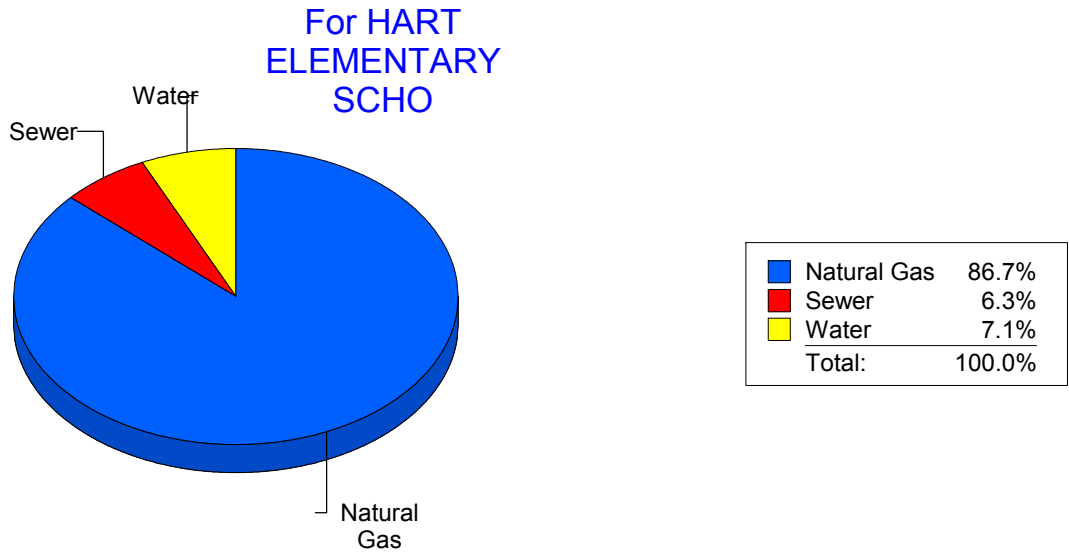
Energy CAP

Cost Avoidance Program

**Cost Summary Graph**

Grouped by Energy Type

Energy Type	Use	Units	Meter Cost	Special Charges	Total Cost	Avg Unit Cost	% of Total Cost
<b>Site: HART ELEMENTARY SCHO - HART ELEMENTARY SCHO</b>							
Natural Gas	3,787	CCF	\$2,809.12	\$0.00	\$2,809.12	0.7418	86.68%
Water	60	CCF	\$228.99	\$0.00	\$228.99	3.8165	7.07%
Sewer	39	CCF	\$202.65	\$0.00	\$202.65	5.1962	6.25%
<b>Total Cost:</b>			<b>\$3,240.76</b>	<b>\$0.00</b>	<b>\$3,240.76</b>		



*Filters: Cost Center Name Not Equal To DoNotReport; Billing Period Equal To 201412All Meter CodesAll Group Names*

**el Paso**

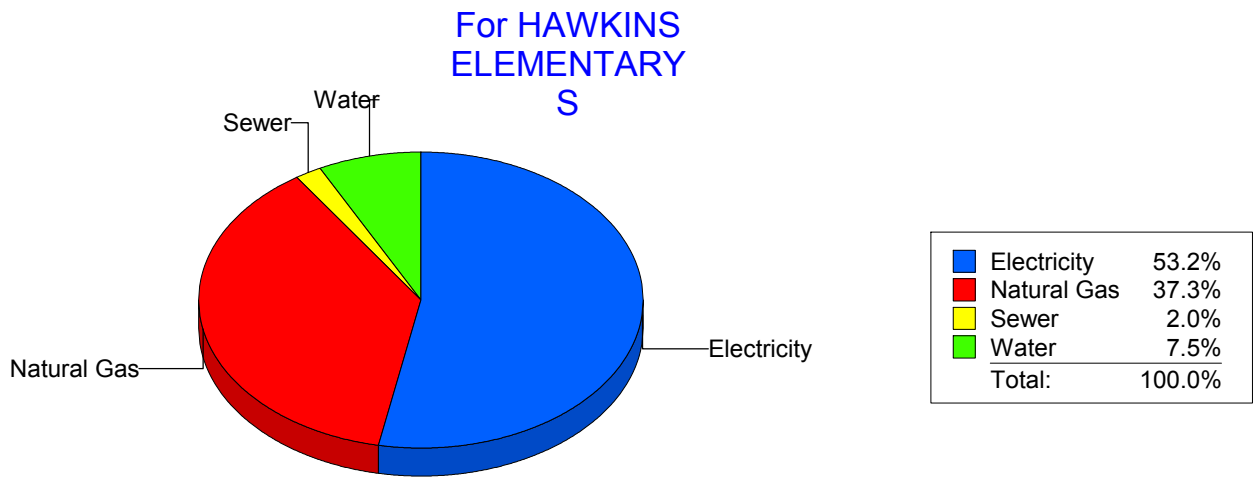
Energy CAP

Cost Avoidance Program

**Cost Summary Graph**

Grouped by Energy Type

Energy Type	Use	Units	Meter Cost	Special Charges	Total Cost	Avg Unit Cost	% of Total Cost
<b>Site: HAWKINS ELEMENTARY S - HAWKINS ELEMENTARY S</b>							
Electricity	21,536	KWH	\$2,166.21	\$0.00	\$2,166.21	0.1006	53.18%
Natural Gas	1,995	CCF	\$1,521.16	\$0.00	\$1,521.16	0.7625	37.35%
Water	88	CCF	\$304.54	\$0.00	\$304.54	3.4607	7.48%
Sewer	10	CCF	\$81.12	\$0.00	\$81.12	8.1120	1.99%
<b>Total Cost:</b>			<b>\$4,073.03</b>	<b>\$0.00</b>	<b>\$4,073.03</b>		



*Filters: Cost Center Name Not Equal To DoNotReport; Billing Period Equal To 201412All Meter CodesAll Group Names*

**elpaso**

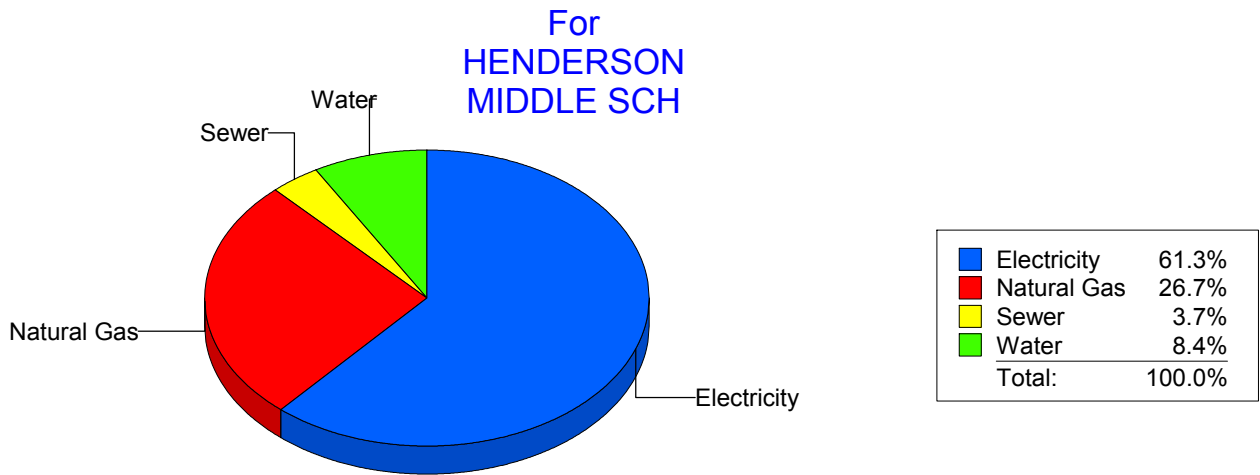
Energy CAP

Cost Avoidance Program

**Cost Summary Graph**

Grouped by Energy Type

Energy Type	Use	Units	Meter Cost	Special Charges	Total Cost	Avg Unit Cost	% of Total Cost
<b>Site: HENDERSON MIDDLE SCH - HENDERSON MIDDLE SCH</b>							
Electricity	36,210	KWH	\$4,223.74	\$0.00	\$4,223.74	0.1166	61.26%
Natural Gas	2,438	CCF	\$1,841.50	\$0.00	\$1,841.50	0.7553	26.71%
Water	217	CCF	\$575.84	\$0.00	\$575.84	2.6536	8.35%
Sewer	135	CCF	\$253.62	\$0.00	\$253.62	1.8787	3.68%
<b>Total Cost:</b>			<b>\$6,894.70</b>	<b>\$0.00</b>	<b>\$6,894.70</b>		



*Filters: Cost Center Name Not Equal To DoNotReport; Billing Period Equal To 201412All Meter CodesAll Group Names*



**elpaso**

Energy CAP

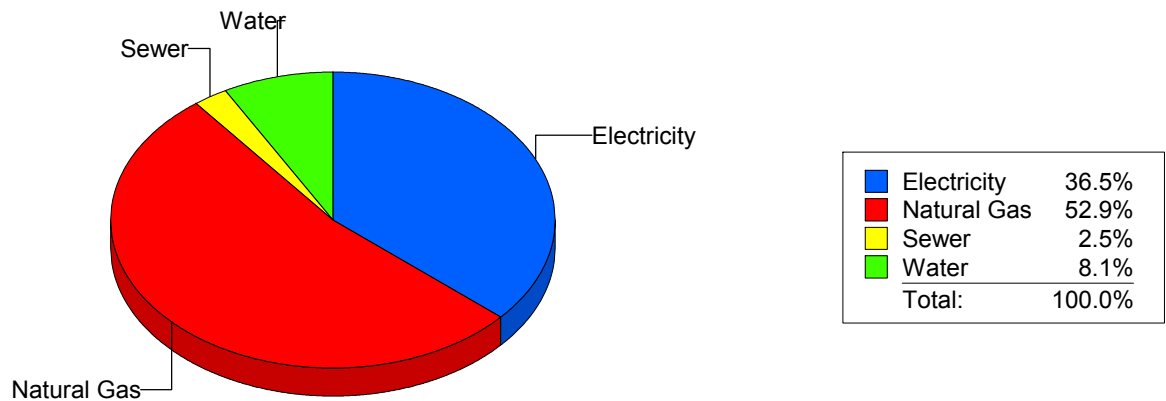
Cost Avoidance Program

**Cost Summary Graph**

Grouped by Energy Type

Energy Type	Use	Units	Meter Cost	Special Charges	Total Cost	Avg Unit Cost	% of Total Cost
<b>Site: HERCULES COTTAGES - HERCULES COTTAGES</b>							
Electricity	3,664	KWH	\$613.45	\$0.00	\$613.45	0.1674	36.49%
Natural Gas	739	CCF	\$889.48	\$0.00	\$889.48	1.2036	52.91%
Water	26	CCF	\$135.69	\$0.00	\$135.69	5.2188	8.07%
Sewer	7	CCF	\$42.45	\$0.00	\$42.45	6.0643	2.53%
<b>Total Cost:</b>			<b>\$1,681.07</b>	<b>\$0.00</b>	<b>\$1,681.07</b>		

For HERCULES COTTAGES



*Filters: Cost Center Name Not Equal To DoNotReport; Billing Period Equal To 201412All Meter CodesAll Group Names*

**elpaso**

Energy CAP

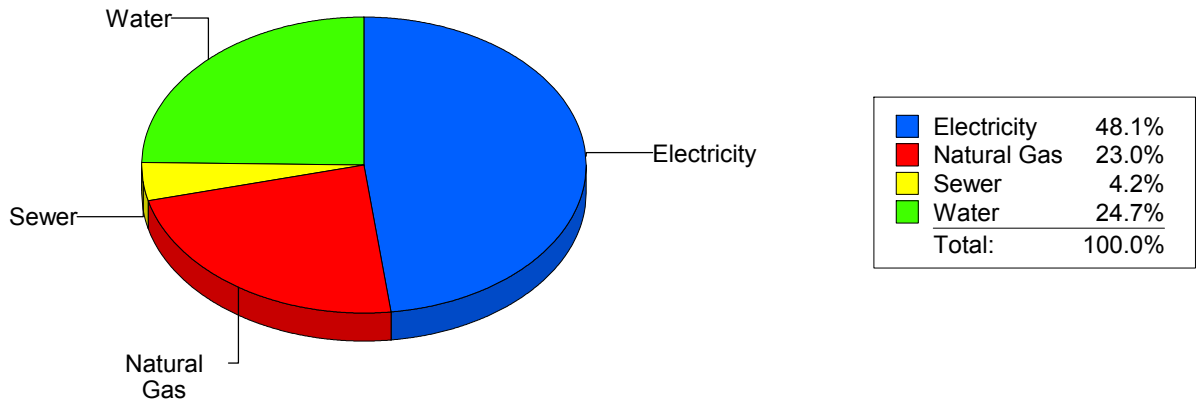
Cost Avoidance Program

**Cost Summary Graph**

Grouped by Energy Type

Energy Type	Use	Units	Meter Cost	Special Charges	Total Cost	Avg Unit Cost	% of Total Cost
<b>Site: HERRERA - HERRERA ELEMENTARY</b>							
Electricity	45,000	KWH	\$4,566.60	\$0.00	\$4,566.60	0.1015	48.09%
Natural Gas	2,906	CCF	\$2,179.89	\$0.00	\$2,179.89	0.7501	22.96%
Water	653	CCF	\$2,346.22	\$0.00	\$2,346.22	3.5930	24.71%
Sewer	126	CCF	\$403.11	\$0.00	\$403.11	3.1993	4.25%
<b>Total Cost:</b>			<b>\$9,495.82</b>	<b>\$0.00</b>	<b>\$9,495.82</b>		

For HERRERA ELEMENTARY



*Filters: Cost Center Name Not Equal To DoNotReport; Billing Period Equal To 201412All Meter CodesAll Group Names*

**elpaso**

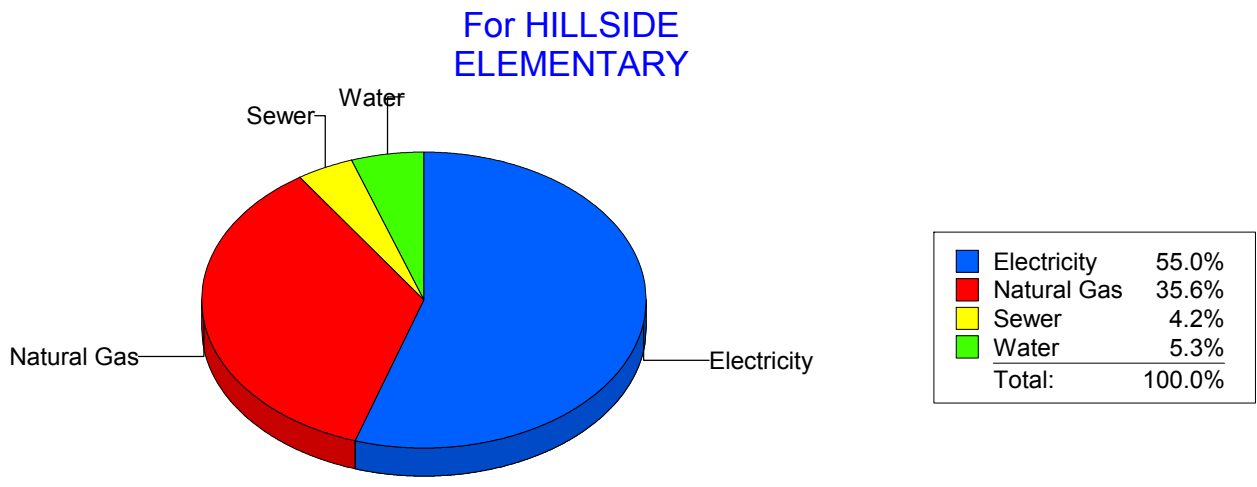
Energy CAP

Cost Avoidance Program

**Cost Summary Graph**

Grouped by Energy Type

Energy Type	Use	Units	Meter Cost	Special Charges	Total Cost	Avg Unit Cost	% of Total Cost
<b>Site: HILLSIDE ELEMENTARY - HILLSIDE ELEMENTARY</b>							
Electricity	49,845	KWH	\$4,873.57	\$0.00	\$4,873.57	0.0978	55.01%
Natural Gas	3,951	CCF	\$3,152.06	\$0.00	\$3,152.06	0.7978	35.58%
Water	168	CCF	\$465.20	\$0.00	\$465.20	2.7690	5.25%
Sewer	110	CCF	\$367.95	\$0.00	\$367.95	3.3450	4.15%
<b>Total Cost:</b>			<b>\$8,858.78</b>	<b>\$0.00</b>	<b>\$8,858.78</b>		



*Filters: Cost Center Name Not Equal To DoNotReport; Billing Period Equal To 201412All Meter CodesAll Group Names*

**elpaso**

Energy CAP

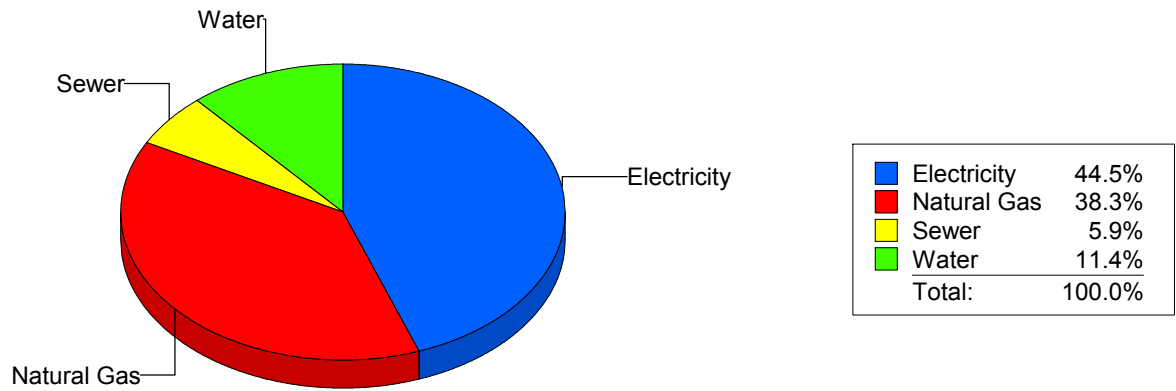
Cost Avoidance Program

**Cost Summary Graph**

Grouped by Energy Type

Energy Type	Use	Units	Meter Cost	Special Charges	Total Cost	Avg Unit Cost	% of Total Cost
<b>Site: HOUSTON INTERMEDIATE - HOUSTON INTERMEDIATE</b>							
Electricity	22,400	KWH	\$2,479.18	\$0.00	\$2,479.18	0.1107	44.48%
Natural Gas	2,632	CCF	\$2,135.23	\$0.00	\$2,135.23	0.8113	38.31%
Water	146	CCF	\$632.72	\$0.00	\$632.72	4.3337	11.35%
Sewer	72	CCF	\$326.44	\$0.00	\$326.44	4.5339	5.86%
<b>Total Cost:</b>			<b>\$5,573.57</b>	<b>\$0.00</b>	<b>\$5,573.57</b>		

For HOUSTON INTERMEDIATE



*Filters: Cost Center Name Not Equal To DoNotReport; Billing Period Equal To 201412All Meter CodesAll Group Names*

**elpaso**

Energy CAP

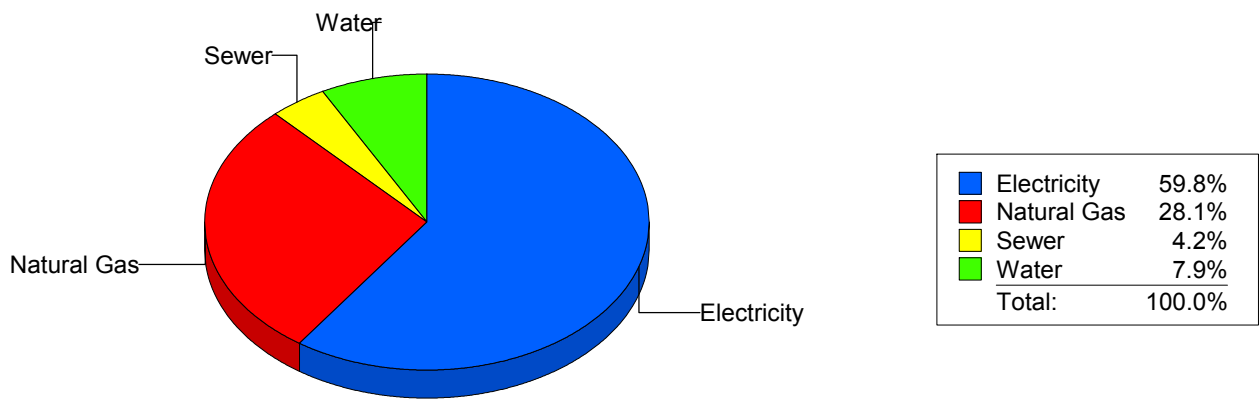
Cost Avoidance Program

**Cost Summary Graph**

Grouped by Energy Type

Energy Type	Use	Units	Meter Cost	Special Charges	Total Cost	Avg Unit Cost	% of Total Cost
<b>Site: MOYE - HR MOYE</b>							
Electricity	42,840	KWH	\$4,807.48	\$0.00	\$4,807.48	0.1122	59.84%
Natural Gas	3,016	CCF	\$2,259.28	\$0.00	\$2,259.28	0.7491	28.12%
Water	115	CCF	\$632.09	\$0.00	\$632.09	5.4964	7.87%
Sewer	77	CCF	\$335.49	\$0.00	\$335.49	4.3570	4.18%
<b>Total Cost:</b>			<b>\$8,034.34</b>	<b>\$0.00</b>	<b>\$8,034.34</b>		

For HR MOYE



*Filters: Cost Center Name Not Equal To DoNotReport; Billing Period Equal To 201412All Meter CodesAll Group Names*

**elpaso**

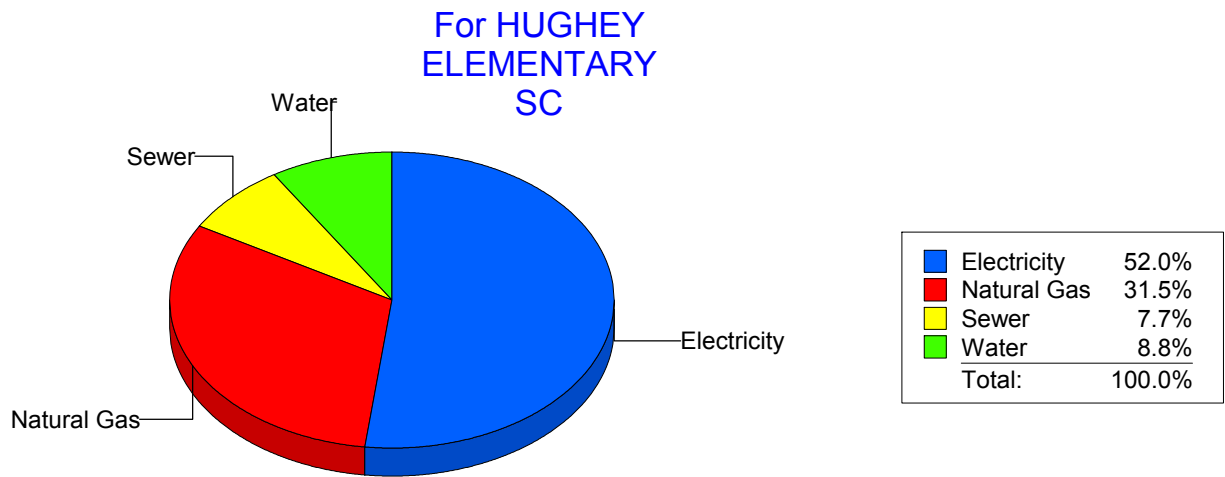
Energy CAP

Cost Avoidance Program

**Cost Summary Graph**

Grouped by Energy Type

Energy Type	Use	Units	Meter Cost	Special Charges	Total Cost	Avg Unit Cost	% of Total Cost
<b>Site: HUGHEY ELEMENTARY SC - HUGHEY ELEMENTARY SC</b>							
Electricity	28,256	KWH	\$3,310.20	\$0.00	\$3,310.20	0.1172	51.96%
Natural Gas	2,459	CCF	\$2,006.88	\$0.00	\$2,006.88	0.8161	31.50%
Water	157	CCF	\$563.22	\$0.00	\$563.22	3.5874	8.84%
Sewer	150	CCF	\$490.47	\$0.00	\$490.47	3.2698	7.70%
<b>Total Cost:</b>			<b>\$6,370.77</b>	<b>\$0.00</b>	<b>\$6,370.77</b>		



*Filters: Cost Center Name Not Equal To DoNotReport; Billing Period Equal To 201412All Meter CodesAll Group Names*

**el Paso**

Energy CAP

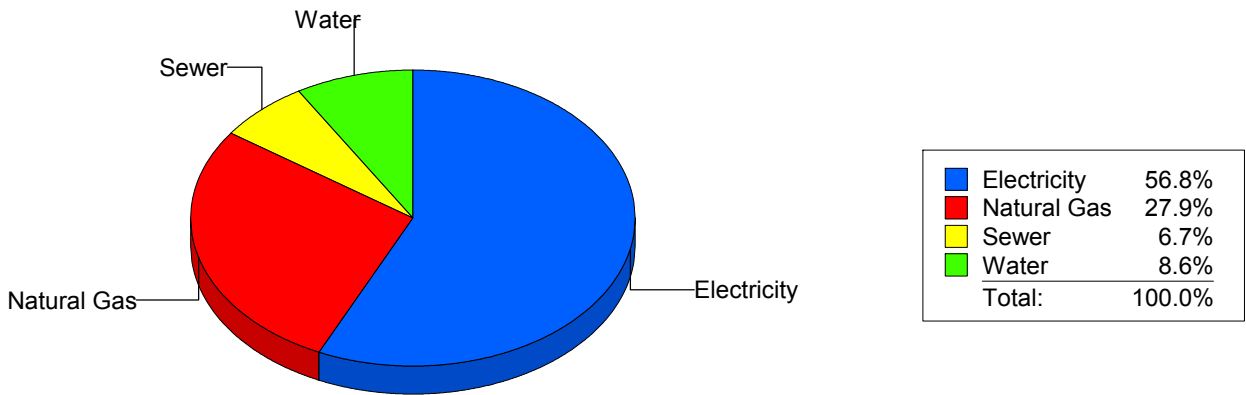
Cost Avoidance Program

**Cost Summary Graph**

Grouped by Energy Type

Energy Type	Use	Units	Meter Cost	Special Charges	Total Cost	Avg Unit Cost	% of Total Cost
<b>Site: IRVIN HIGH SCHOOL - IRVIN HIGH SCHOOL</b>							
Electricity	98,720	KWH	\$9,631.80	\$0.00	\$9,631.80	0.0976	56.82%
Natural Gas	6,375	CCF	\$4,732.32	\$0.00	\$4,732.32	0.7423	27.92%
Water	844	CCF	\$1,452.03	\$0.00	\$1,452.03	1.7204	8.57%
Sewer	714	CCF	\$1,134.15	\$0.00	\$1,134.15	1.5884	6.69%
<b>Total Cost:</b>			<b>\$16,950.30</b>	<b>\$0.00</b>	<b>\$16,950.30</b>		

For IRVIN HIGH SCHOOL



*Filters: Cost Center Name Not Equal To DoNotReport; Billing Period Equal To 201412All Meter CodesAll Group Names*

**el Paso**

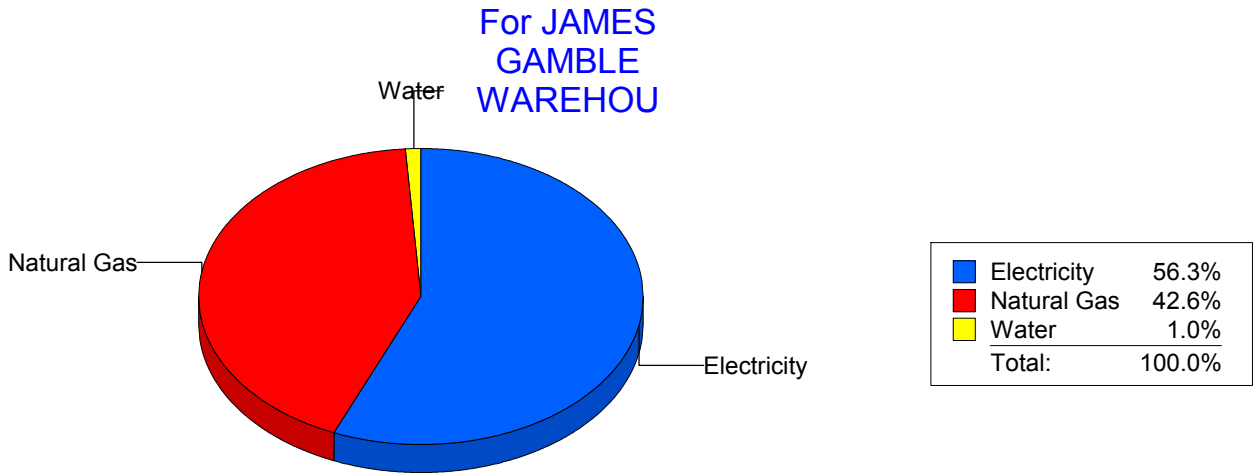
Energy CAP

Cost Avoidance Program

**Cost Summary Graph**

Grouped by Energy Type

Energy Type	Use	Units	Meter Cost	Special Charges	Total Cost	Avg Unit Cost	% of Total Cost
<b>Site: JAMES GAMBLE WAREHOU - JAMES GAMBLE WAREHOU</b>							
Electricity	24,100	KWH	\$2,169.30	\$0.00	\$2,169.30	0.0900	56.35%
Natural Gas	2,511	CCF	\$1,641.10	\$0.00	\$1,641.10	0.6536	42.63%
Water	0	CCF	\$39.32	\$0.00	\$39.32	0.0000	1.02%
<b>Total Cost:</b>			<b>\$3,849.72</b>	<b>\$0.00</b>	<b>\$3,849.72</b>		



*Filters: Cost Center Name Not Equal To DoNotReport; Billing Period Equal To 201412All Meter CodesAll Group Names*



**elpaso**

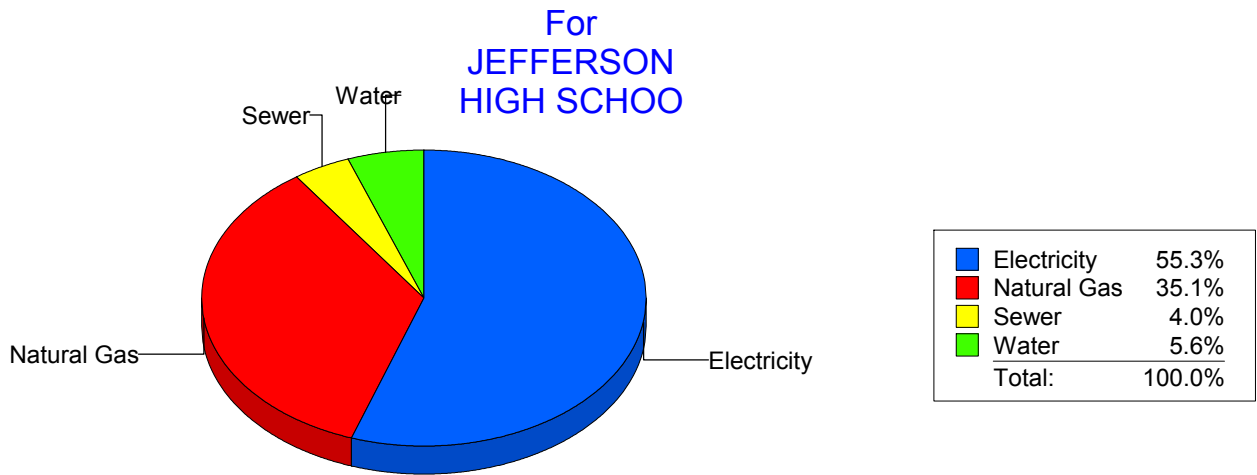
Energy CAP

Cost Avoidance Program

**Cost Summary Graph**

Grouped by Energy Type

Energy Type	Use	Units	Meter Cost	Special Charges	Total Cost	Avg Unit Cost	% of Total Cost
<b>Site: JEFFERSON HIGH SCHOO - JEFFERSON HIGH SCHOO</b>							
Electricity	86,800	KWH	\$8,901.06	\$0.00	\$8,901.06	0.1025	55.26%
Natural Gas	6,992	CCF	\$5,660.43	\$0.00	\$5,660.43	0.8096	35.14%
Water	340	CCF	\$897.23	\$0.00	\$897.23	2.6389	5.57%
Sewer	200	CCF	\$648.67	\$0.00	\$648.67	3.2434	4.03%
<b>Total Cost:</b>			<b>\$16,107.39</b>	<b>\$0.00</b>	<b>\$16,107.39</b>		



*Filters: Cost Center Name Not Equal To DoNotReport; Billing Period Equal To 201412All Meter CodesAll Group Names*

**elpaso**

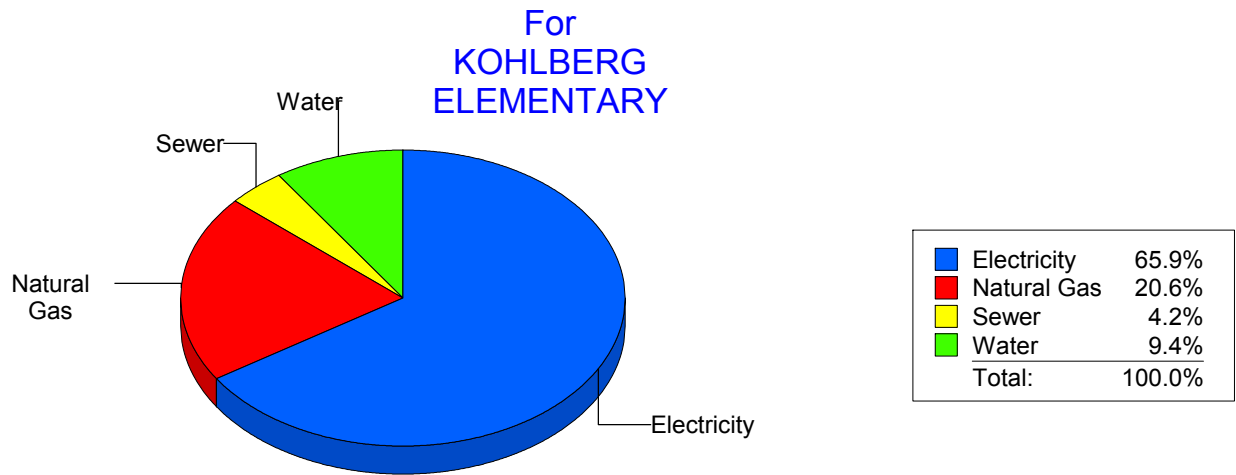
Energy CAP

Cost Avoidance Program

**Cost Summary Graph**

Grouped by Energy Type

Energy Type	Use	Units	Meter Cost	Special Charges	Total Cost	Avg Unit Cost	% of Total Cost
<b>Site: KOHLBERG ELEMENTARY - KOHLBERG ELEMENTARY</b>							
Electricity	47,620	KWH	\$5,573.55	\$0.00	\$5,573.55	0.1170	65.86%
Natural Gas	2,195	CCF	\$1,740.69	\$0.00	\$1,740.69	0.7930	20.57%
Water	264	CCF	\$796.79	\$0.00	\$796.79	3.0181	9.42%
Sewer	108	CCF	\$351.38	\$0.00	\$351.38	3.2535	4.15%
<b>Total Cost:</b>			<b>\$8,462.41</b>	<b>\$0.00</b>	<b>\$8,462.41</b>		



*Filters: Cost Center Name Not Equal To DoNotReport; Billing Period Equal To 201412All Meter CodesAll Group Names*

**elpaso**

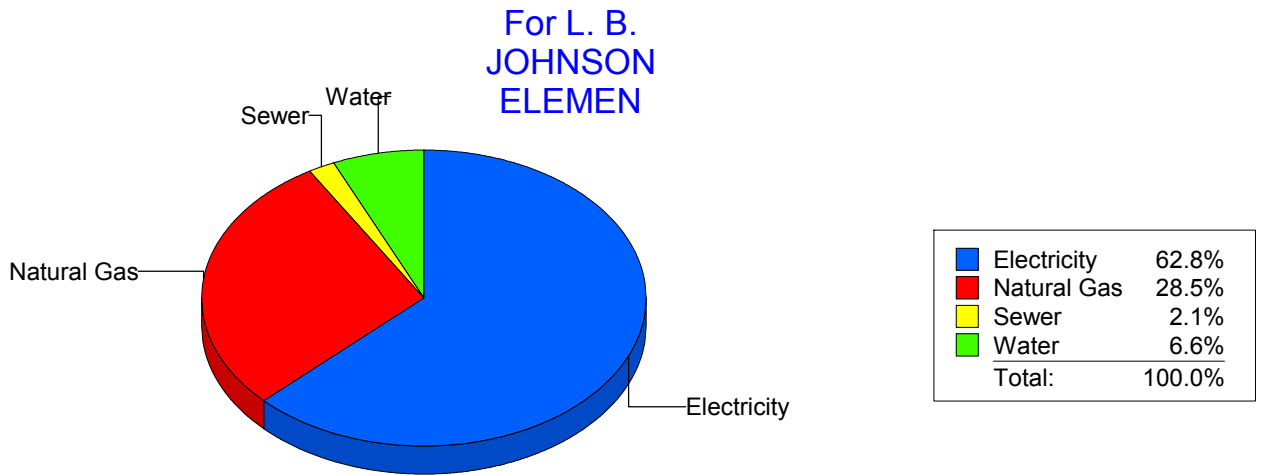
Energy CAP

Cost Avoidance Program

**Cost Summary Graph**

Grouped by Energy Type

Energy Type	Use	Units	Meter Cost	Special Charges	Total Cost	Avg Unit Cost	% of Total Cost
<b>Site: L. B. JOHNSON ELEMEN - L. B. JOHNSON ELEMEN</b>							
Electricity	51,750	KWH	\$6,136.92	\$0.00	\$6,136.92	0.1186	62.83%
Natural Gas	3,648	CCF	\$2,783.79	\$0.00	\$2,783.79	0.7631	28.50%
Water	165	CCF	\$645.91	\$0.00	\$645.91	3.9146	6.61%
Sewer	38	CCF	\$201.27	\$0.00	\$201.27	5.2966	2.06%
<b>Total Cost:</b>			<b>\$9,767.89</b>	<b>\$0.00</b>	<b>\$9,767.89</b>		



*Filters: Cost Center Name Not Equal To DoNotReport; Billing Period Equal To 201412All Meter CodesAll Group Names*

**elpaso**

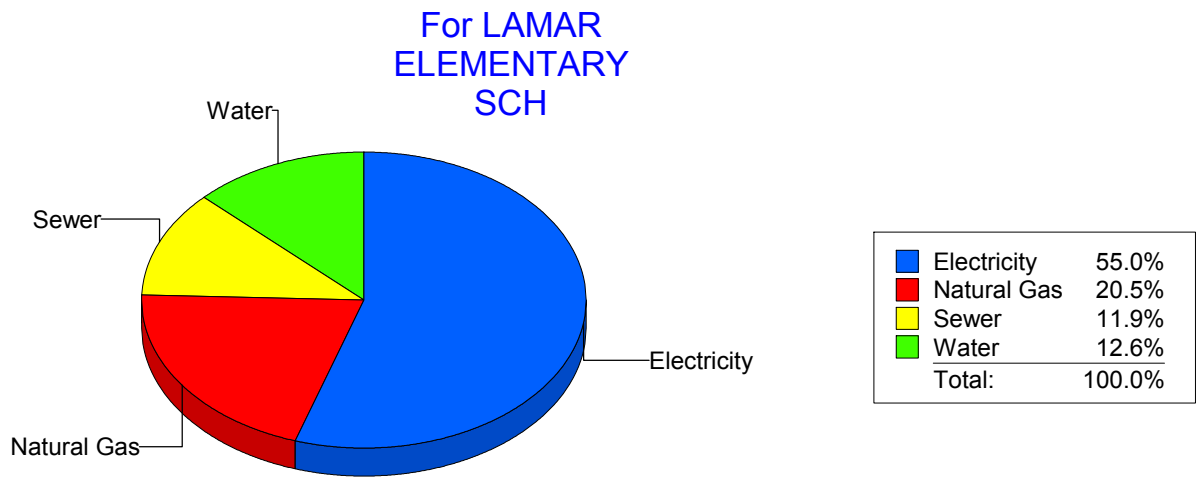
Energy CAP

Cost Avoidance Program

**Cost Summary Graph**

Grouped by Energy Type

Energy Type	Use	Units	Meter Cost	Special Charges	Total Cost	Avg Unit Cost	% of Total Cost
<b>Site: LAMAR ELEMENTARY SCH - LAMAR ELEMENTARY SCH</b>							
Electricity	25,800	KWH	\$2,916.13	\$0.00	\$2,916.13	0.1130	54.98%
Natural Gas	1,191	CCF	\$1,088.25	\$0.00	\$1,088.25	0.9137	20.52%
Water	213	CCF	\$670.79	\$0.00	\$670.79	3.1492	12.65%
Sewer	191	CCF	\$628.56	\$0.00	\$628.56	3.2909	11.85%
<b>Total Cost:</b>			<b>\$5,303.73</b>	<b>\$0.00</b>	<b>\$5,303.73</b>		



*Filters: Cost Center Name Not Equal To DoNotReport; Billing Period Equal To 201412All Meter CodesAll Group Names*

**elpaso**

Energy CAP

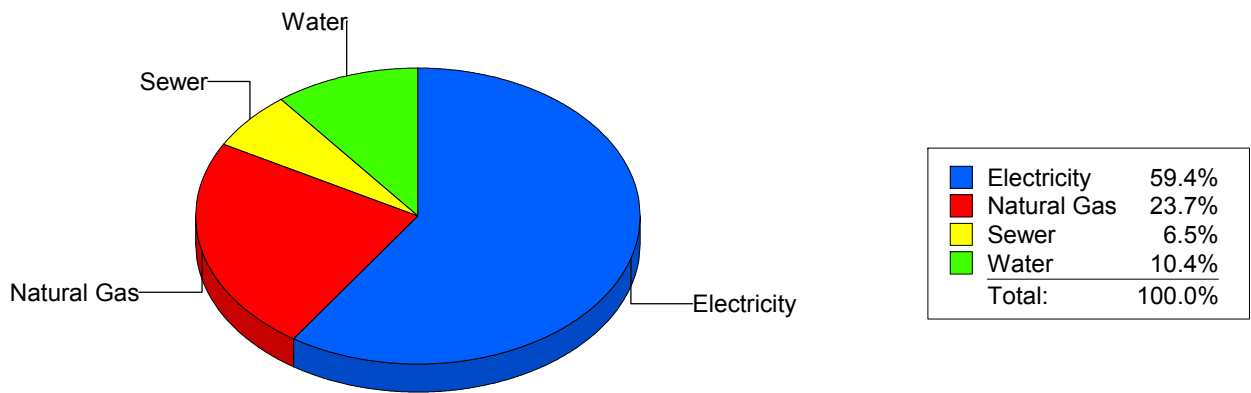
Cost Avoidance Program

**Cost Summary Graph**

Grouped by Energy Type

Energy Type	Use	Units	Meter Cost	Special Charges	Total Cost	Avg Unit Cost	% of Total Cost
<b>Site: LEE ELEMENTARY - LEE ELEMENTARY</b>							
Electricity	27,290	KWH	\$3,823.11	\$0.00	\$3,823.11	0.1401	59.36%
Natural Gas	2,006	CCF	\$1,529.10	\$0.00	\$1,529.10	0.7623	23.74%
Water	118	CCF	\$671.29	\$0.00	\$671.29	5.6889	10.42%
Sewer	97	CCF	\$416.60	\$0.00	\$416.60	4.2948	6.47%
<b>Total Cost:</b>			<b>\$6,440.10</b>	<b>\$0.00</b>	<b>\$6,440.10</b>		

For LEE ELEMENTARY



*Filters: Cost Center Name Not Equal To DoNotReport; Billing Period Equal To 201412All Meter CodesAll Group Names*

**elpaso**

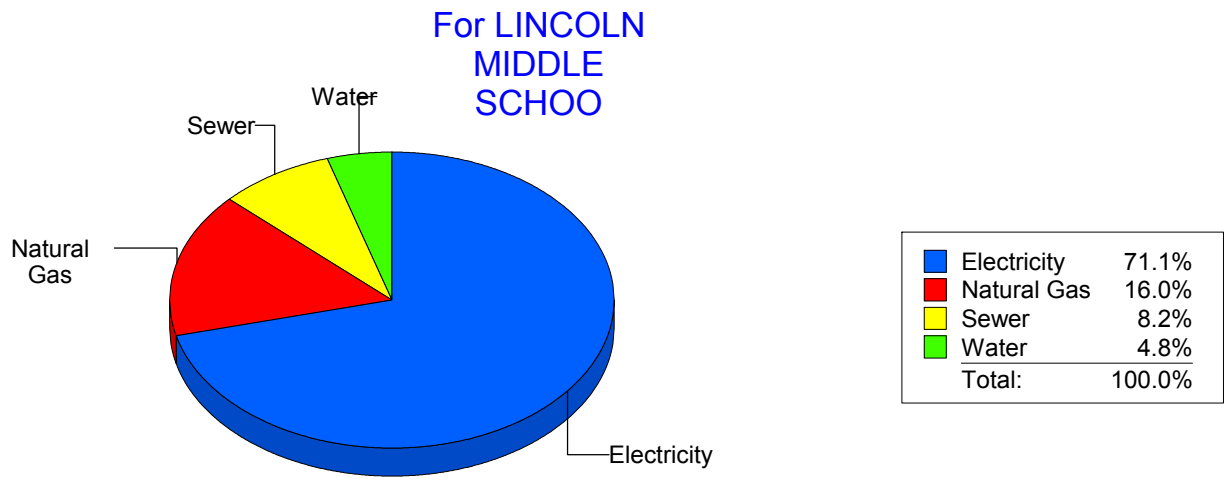
Energy CAP

Cost Avoidance Program

**Cost Summary Graph**

Grouped by Energy Type

Energy Type	Use	Units	Meter Cost	Special Charges	Total Cost	Avg Unit Cost	% of Total Cost
<b>Site: LINCOLN MIDDLE SCHOO - LINCOLN MIDDLE SCHOO</b>							
Electricity	16,827	KWH	\$9,090.73	\$0.00	\$9,090.73	0.5402	71.08%
Natural Gas	2,716	CCF	\$2,042.51	\$0.00	\$2,042.51	0.7520	15.97%
Water	305	CCF	\$611.19	\$0.00	\$611.19	2.0039	4.78%
Sewer	650	CCF	\$1,045.83	\$0.00	\$1,045.83	1.6090	8.18%
<b>Total Cost:</b>			<b>\$12,790.26</b>	<b>\$0.00</b>	<b>\$12,790.26</b>		



*Filters: Cost Center Name Not Equal To DoNotReport; Billing Period Equal To 201412All Meter CodesAll Group Names*

**el Paso**

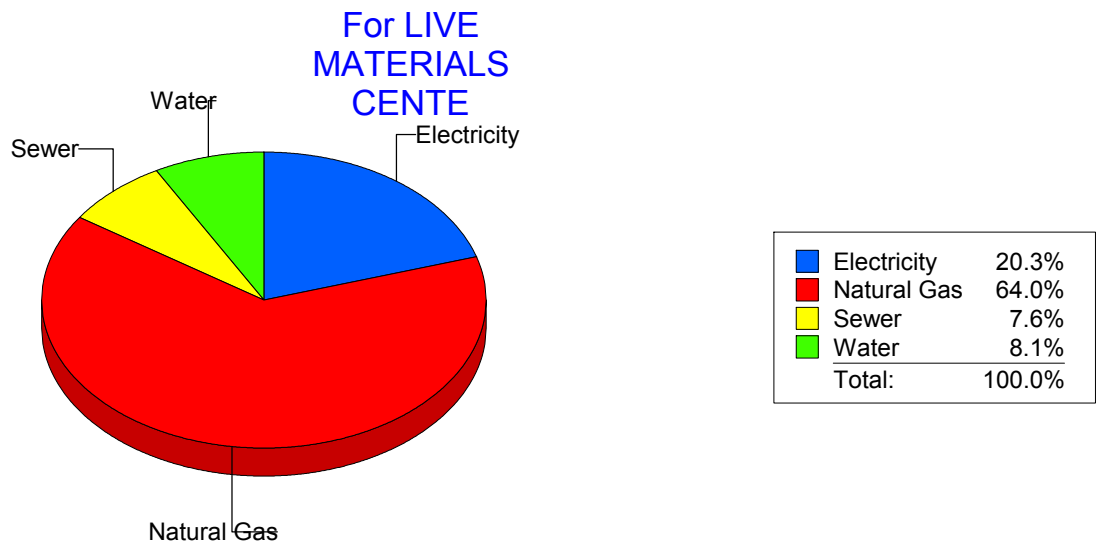
Energy CAP

Cost Avoidance Program

**Cost Summary Graph**

Grouped by Energy Type

Energy Type	Use	Units	Meter Cost	Special Charges	Total Cost	Avg Unit Cost	% of Total Cost
<b>Site: LIVE MATERIALS CENTE - LIVE MATERIALS CENTE</b>							
Electricity		266 KWH	\$62.10	\$0.00	\$62.10	0.2335	20.32%
Natural Gas		57 CCF	\$195.62	\$0.00	\$195.62	3.4319	64.00%
Water		1 CCF	\$24.70	\$0.00	\$24.70	24.7000	8.08%
Sewer		1 CCF	\$23.24	\$0.00	\$23.24	23.2400	7.60%
<b>Total Cost:</b>			<b>\$305.66</b>	<b>\$0.00</b>	<b>\$305.66</b>		



*Filters: Cost Center Name Not Equal To DoNotReport; Billing Period Equal To 201412All Meter CodesAll Group Names*

**elpaso**

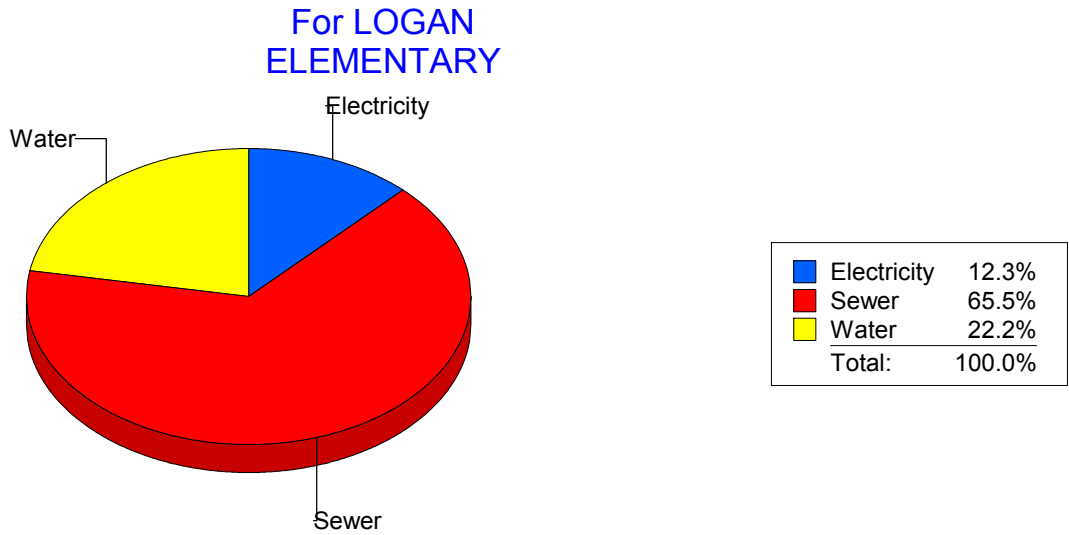
Energy CAP

Cost Avoidance Program

**Cost Summary Graph**

Grouped by Energy Type

Energy Type	Use	Units	Meter Cost	Special Charges	Total Cost	Avg Unit Cost	% of Total Cost
<b>Site: LOGAN ELEMENTARY - LOGAN ELEMENTARY</b>							
Electricity		0 KWH	\$41.91	\$0.00	\$41.91	0.0000	12.30%
Water		5 CCF	\$75.53	\$0.00	\$75.53	15.1060	22.17%
Sewer		113 CCF	\$223.26	\$0.00	\$223.26	1.9758	65.53%
<b>Total Cost:</b>			<b>\$340.70</b>	<b>\$0.00</b>	<b>\$340.70</b>		



*Filters: Cost Center Name Not Equal To DoNotReport; Billing Period Equal To 201412All Meter CodesAll Group Names*



**elpaso**

Energy CAP

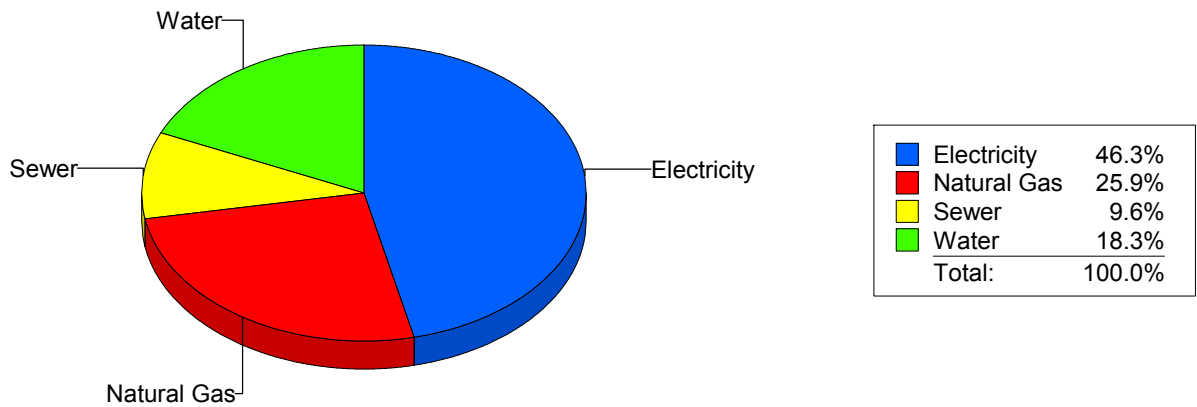
Cost Avoidance Program

**Cost Summary Graph**

Grouped by Energy Type

Energy Type	Use	Units	Meter Cost	Special Charges	Total Cost	Avg Unit Cost	% of Total Cost
<b>Site: LUNDY - LUNDY</b>							
Electricity	54,200	KWH	\$5,383.62	\$0.00	\$5,383.62	0.0993	46.28%
Natural Gas	3,957	CCF	\$3,009.40	\$0.00	\$3,009.40	0.7605	25.87%
Water	652	CCF	\$2,128.42	\$0.00	\$2,128.42	3.2644	18.30%
Sewer	640	CCF	\$1,112.43	\$0.00	\$1,112.43	1.7382	9.56%
<b>Total Cost:</b>			<b>\$11,633.87</b>	<b>\$0.00</b>	<b>\$11,633.87</b>		

For LUNDY



*Filters: Cost Center Name Not Equal To DoNotReport; Billing Period Equal To 201412All Meter CodesAll Group Names*

**elpaso**

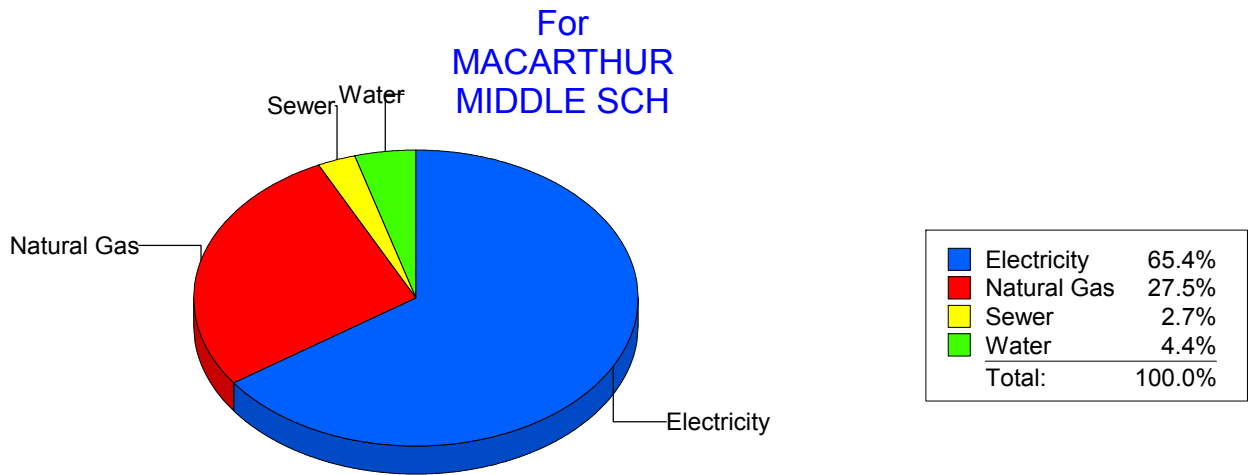
Energy CAP

Cost Avoidance Program

**Cost Summary Graph**

Grouped by Energy Type

Energy Type	Use	Units	Meter Cost	Special Charges	Total Cost	Avg Unit Cost	% of Total Cost
<b>Site: MACARTHUR MIDDLE SCH - MACARTHUR MIDDLE SCH</b>							
Electricity	63,880	KWH	\$8,139.11	\$0.00	\$8,139.11	0.1274	65.35%
Natural Gas	4,654	CCF	\$3,426.20	\$0.00	\$3,426.20	0.7362	27.51%
Water	169	CCF	\$553.68	\$0.00	\$553.68	3.2762	4.45%
Sewer	135	CCF	\$335.13	\$0.00	\$335.13	2.4824	2.69%
<b>Total Cost:</b>			<b>\$12,454.12</b>	<b>\$0.00</b>	<b>\$12,454.12</b>		



*Filters: Cost Center Name Not Equal To DoNotReport; Billing Period Equal To 201412All Meter CodesAll Group Names*

**elpaso**

Energy CAP

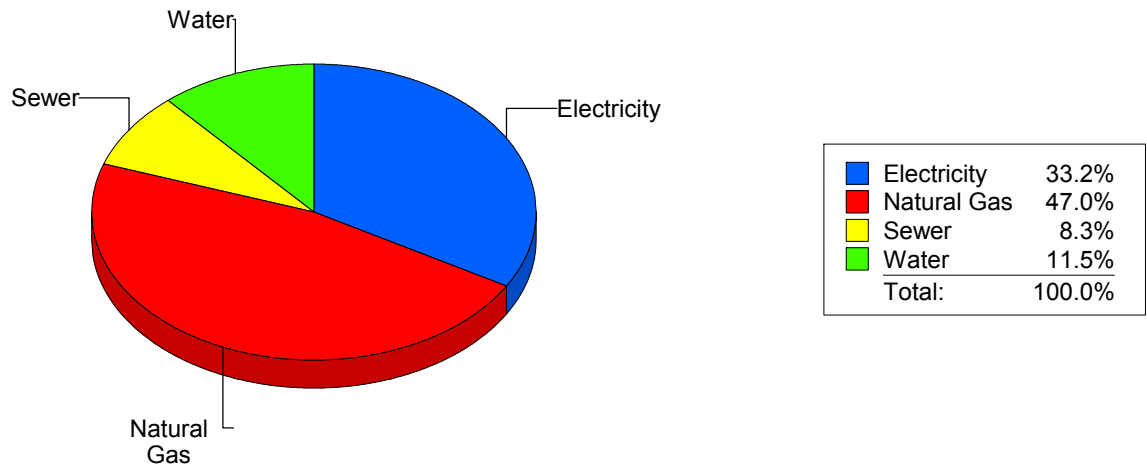
Cost Avoidance Program

**Cost Summary Graph**

Grouped by Energy Type

Energy Type	Use	Units	Meter Cost	Special Charges	Total Cost	Avg Unit Cost	% of Total Cost
<b>Site: MAGOFFIN MIDDLE SCHO - MAGOFFIN MIDDLE SCHO</b>							
Electricity	14,818	KWH	\$1,795.58	\$0.00	\$1,795.58	0.1212	33.23%
Natural Gas	3,409	CCF	\$2,539.34	\$0.00	\$2,539.34	0.7449	47.00%
Water	110	CCF	\$622.50	\$0.00	\$622.50	5.6591	11.52%
Sewer	157	CCF	\$445.89	\$0.00	\$445.89	2.8401	8.25%
<b>Total Cost:</b>			<b>\$5,403.31</b>	<b>\$0.00</b>	<b>\$5,403.31</b>		

For MAGOFFIN MIDDLE SCHO



*Filters: Cost Center Name Not Equal To DoNotReport; Billing Period Equal To 201412All Meter CodesAll Group Names*

**el paso**

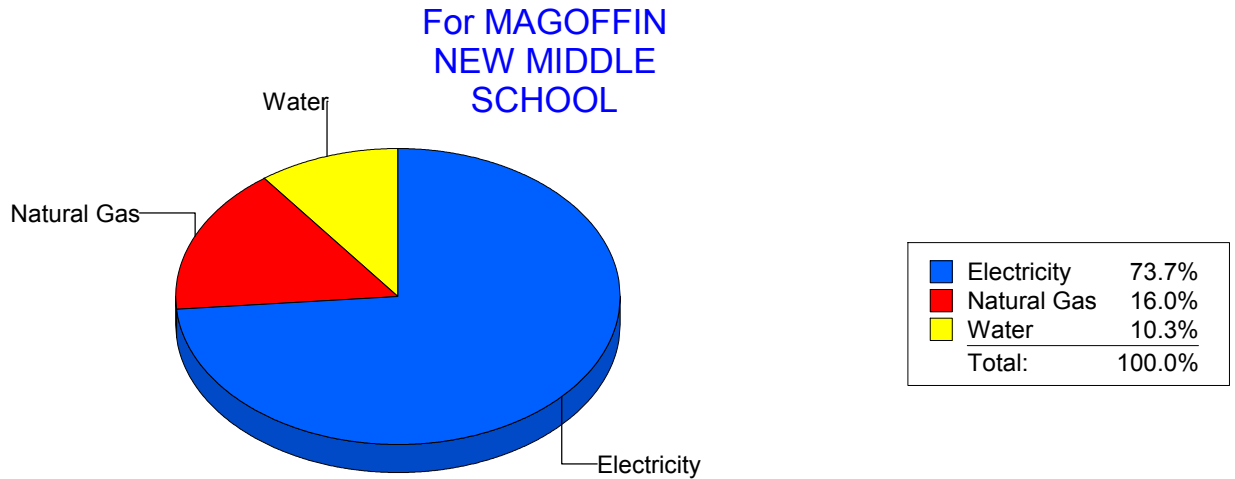
Energy CAP

Cost Avoidance Program

**Cost Summary Graph**

Grouped by Energy Type

Energy Type	Use	Units	Meter Cost	Special Charges	Total Cost	Avg Unit Cost	% of Total Cost
<b>Site: MAGOFFINMIDDLESCHOOLN047 - MAGOFFIN NEW MIDDLE SCHOOL</b>							
Electricity	84,800	KWH	\$8,971.46	\$0.00	\$8,971.46	0.1058	73.68%
Natural Gas	2,582	CCF	\$1,945.60	\$0.00	\$1,945.60	0.7535	15.98%
Water	279	CCF	\$1,259.57	\$0.00	\$1,259.57	4.5146	10.34%
<b>Total Cost:</b>			<b>\$12,176.63</b>	<b>\$0.00</b>	<b>\$12,176.63</b>		



*Filters: Cost Center Name Not Equal To DoNotReport; Billing Period Equal To 201412All Meter CodesAll Group Names*

**elpaso**

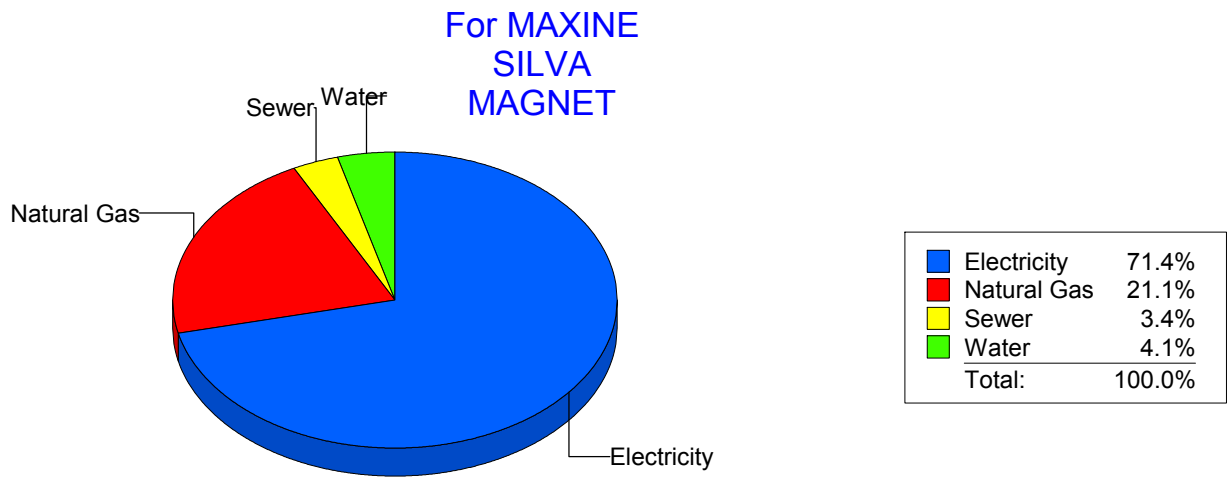
Energy CAP

Cost Avoidance Program

**Cost Summary Graph**

Grouped by Energy Type

Energy Type	Use	Units	Meter Cost	Special Charges	Total Cost	Avg Unit Cost	% of Total Cost
<b>Site: MAXINE SILVA MAGNET - MAXINE SILVA MAGNET</b>							
Electricity	45,000	KWH	\$5,364.67	\$0.00	\$5,364.67	0.1192	71.43%
Natural Gas	2,079	CCF	\$1,581.89	\$0.00	\$1,581.89	0.7609	21.06%
Water	95	CCF	\$307.19	\$0.00	\$307.19	3.2336	4.09%
Sewer	78	CCF	\$256.47	\$0.00	\$256.47	3.2881	3.41%
<b>Total Cost:</b>			<b>\$7,510.22</b>	<b>\$0.00</b>	<b>\$7,510.22</b>		



*Filters: Cost Center Name Not Equal To DoNotReport; Billing Period Equal To 201412All Meter CodesAll Group Names*

**elpaso**

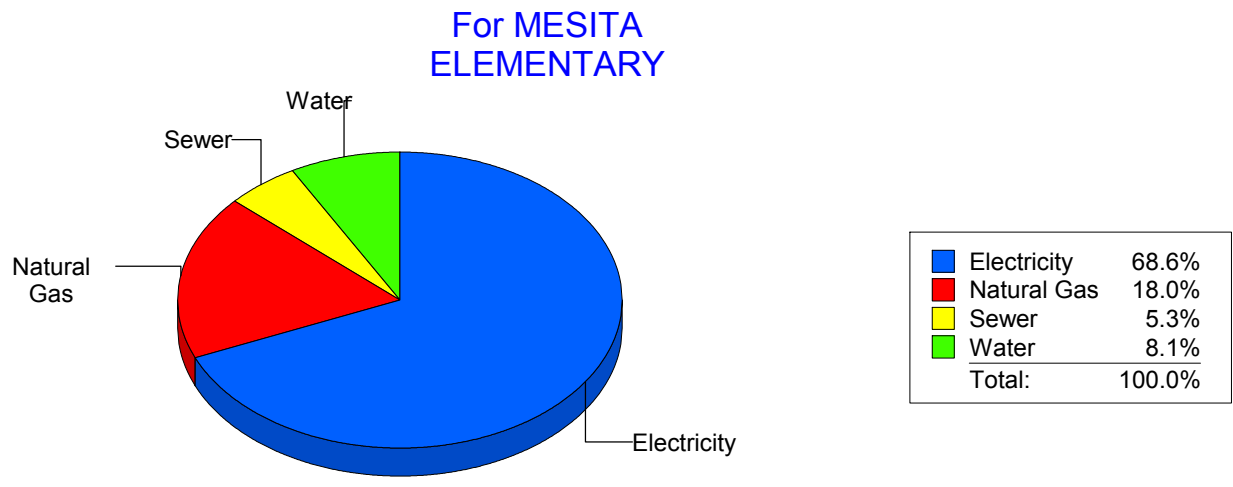
Energy CAP

Cost Avoidance Program

**Cost Summary Graph**

Grouped by Energy Type

Energy Type	Use	Units	Meter Cost	Special Charges	Total Cost	Avg Unit Cost	% of Total Cost
<b>Site: MESITA ELEMENTARY - MESITA ELEMENTARY</b>							
Electricity	53,520	KWH	\$6,081.27	\$0.00	\$6,081.27	0.1136	68.64%
Natural Gas	1,985	CCF	\$1,590.90	\$0.00	\$1,590.90	0.8015	17.96%
Water	216	CCF	\$720.92	\$0.00	\$720.92	3.3376	8.14%
Sewer	172	CCF	\$466.59	\$0.00	\$466.59	2.7127	5.27%
<b>Total Cost:</b>			<b>\$8,859.68</b>	<b>\$0.00</b>	<b>\$8,859.68</b>		



*Filters: Cost Center Name Not Equal To DoNotReport; Billing Period Equal To 201412All Meter CodesAll Group Names*

**elpaso**

Energy CAP

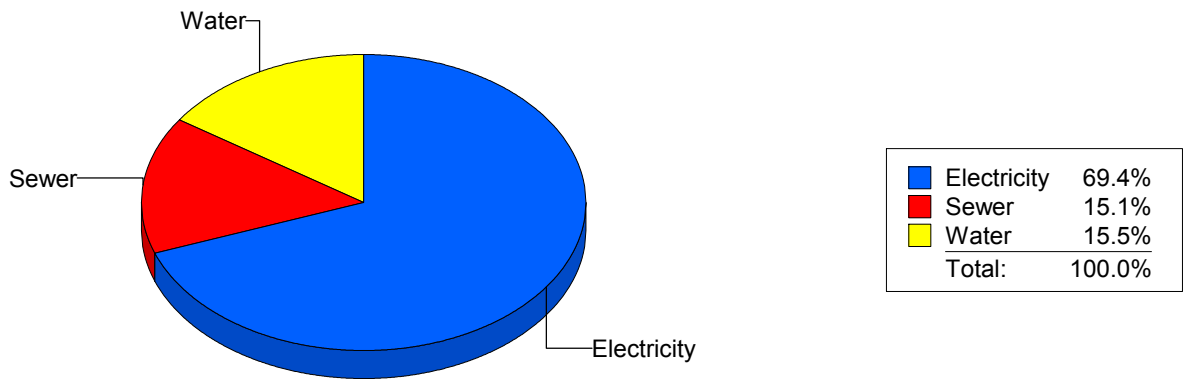
Cost Avoidance Program

**Cost Summary Graph**

Grouped by Energy Type

Energy Type	Use	Units	Meter Cost	Special Charges	Total Cost	Avg Unit Cost	% of Total Cost
<b>Site: MILAM ELEMENTARY - MILAM ELEMENTARY</b>							
Electricity	14,160	KWH	\$1,530.99	\$0.00	\$1,530.99	0.1081	69.35%
Water	133	CCF	\$342.87	\$0.00	\$342.87	2.5780	15.53%
Sewer	134	CCF	\$333.75	\$0.00	\$333.75	2.4907	15.12%
<b>Total Cost:</b>			<b>\$2,207.61</b>	<b>\$0.00</b>	<b>\$2,207.61</b>		

For MILAM ELEMENTARY



*Filters: Cost Center Name Not Equal To DoNotReport; Billing Period Equal To 201412All Meter CodesAll Group Names*

**el paso**

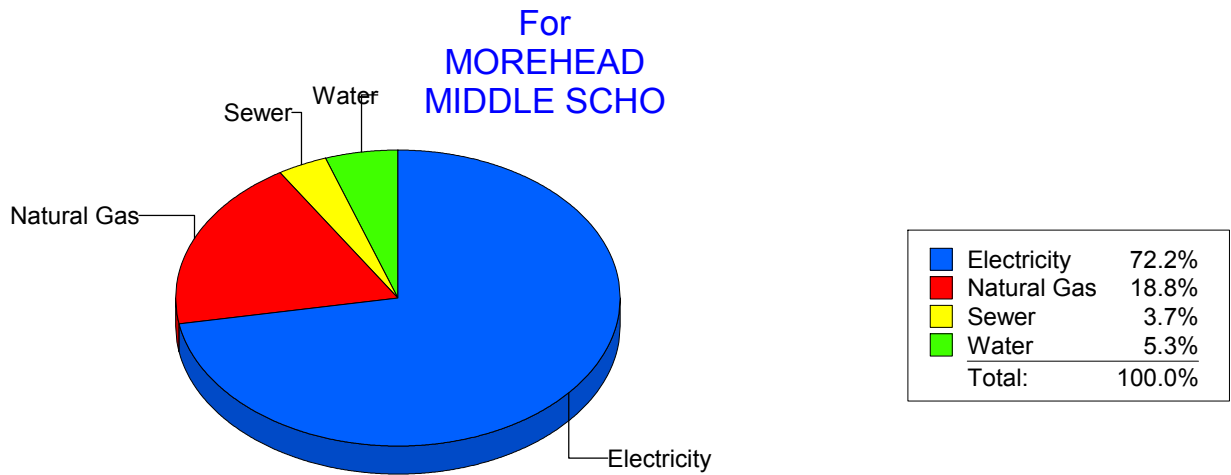
Energy CAP

Cost Avoidance Program

**Cost Summary Graph**

Grouped by Energy Type

Energy Type	Use	Units	Meter Cost	Special Charges	Total Cost	Avg Unit Cost	% of Total Cost
<b>Site: MOREHEAD MIDDLE SCHO - MOREHEAD MIDDLE SCHO</b>							
Electricity	121,371	KWH	\$12,349.29	\$0.00	\$12,349.29	0.1017	72.18%
Natural Gas	4,362	CCF	\$3,218.15	\$0.00	\$3,218.15	0.7378	18.81%
Water	489	CCF	\$904.51	\$0.00	\$904.51	1.8497	5.29%
Sewer	296	CCF	\$637.71	\$0.00	\$637.71	2.1544	3.73%
<b>Total Cost:</b>			<b>\$17,109.66</b>	<b>\$0.00</b>	<b>\$17,109.66</b>		



*Filters: Cost Center Name Not Equal To DoNotReport; Billing Period Equal To 201412All Meter CodesAll Group Names*



**el paso**

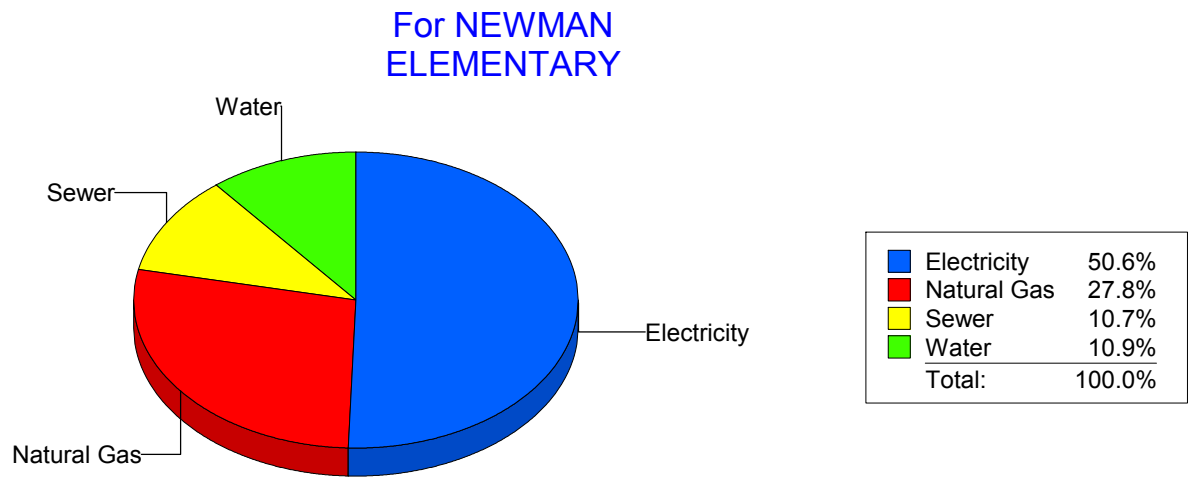
Energy CAP

Cost Avoidance Program

**Cost Summary Graph**

Grouped by Energy Type

Energy Type	Use	Units	Meter Cost	Special Charges	Total Cost	Avg Unit Cost	% of Total Cost
<b>Site: NEWMAN ELEMENTARY - NEWMAN ELEMENTARY</b>							
Electricity	22,491	KWH	\$2,907.08	\$0.00	\$2,907.08	0.1293	50.59%
Natural Gas	1,903	CCF	\$1,597.69	\$0.00	\$1,597.69	0.8396	27.80%
Water	298	CCF	\$625.57	\$0.00	\$625.57	2.0992	10.89%
Sewer	359	CCF	\$616.25	\$0.00	\$616.25	1.7166	10.72%
<b>Total Cost:</b>			<b>\$5,746.59</b>	<b>\$0.00</b>	<b>\$5,746.59</b>		



*Filters: Cost Center Name Not Equal To DoNotReport; Billing Period Equal To 201412All Meter CodesAll Group Names*

**elpaso**

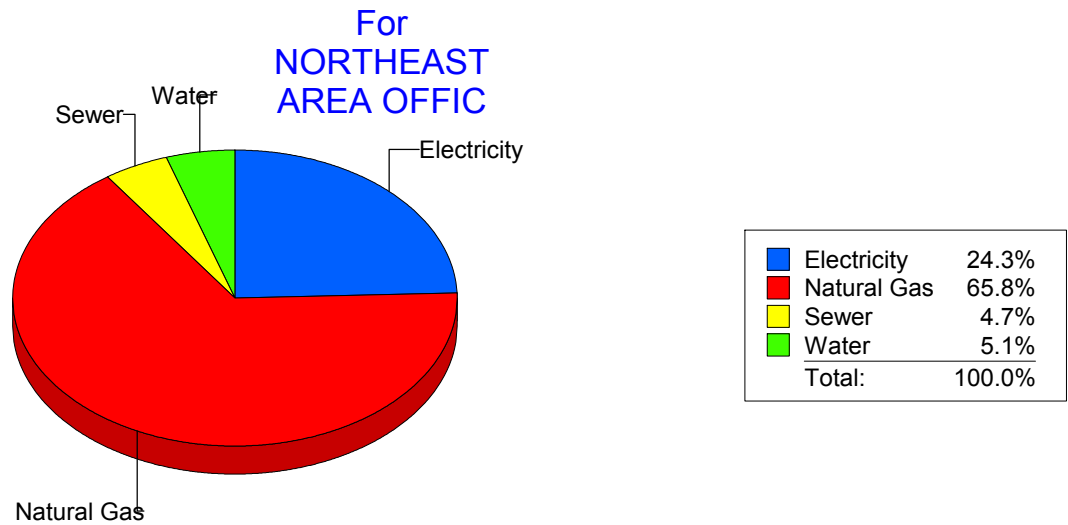
Energy CAP

Cost Avoidance Program

**Cost Summary Graph**

Grouped by Energy Type

Energy Type	Use	Units	Meter Cost	Special Charges	Total Cost	Avg Unit Cost	% of Total Cost
<b>Site: NORTHEAST AREA OFFIC - NORTHEAST AREA OFFIC</b>							
Electricity	2,240	KWH	\$259.53	\$0.00	\$259.53	0.1159	24.34%
Natural Gas	570	CCF	\$702.17	\$0.00	\$702.17	1.2319	65.84%
Water	5	CCF	\$54.08	\$0.00	\$54.08	10.8160	5.07%
Sewer	5	CCF	\$50.62	\$0.00	\$50.62	10.1240	4.75%
<b>Total Cost:</b>			<b>\$1,066.40</b>	<b>\$0.00</b>	<b>\$1,066.40</b>		



*Filters: Cost Center Name Not Equal To DoNotReport; Billing Period Equal To 201412All Meter CodesAll Group Names*

**el paso**


Energy CAP

Cost Avoidance Program

**Cost Summary Graph**

Grouped by Energy Type

Energy Type	Use	Units	Meter Cost	Special Charges	Total Cost	Avg Unit Cost	% of Total Cost
<b>Site: NORTHEAST AREA TRANS - NORTHEAST AREA TRANS</b>							
Electricity		5,774 KWH	\$550.91	\$0.00	\$550.91	0.0954	30.83%
Natural Gas		669 CCF	\$642.37	\$0.00	\$642.37	0.9602	35.94%
Water		58 CCF	\$299.73	\$0.00	\$299.73	5.1678	16.77%
Sewer		47 CCF	\$294.09	\$0.00	\$294.09	6.2572	16.46%
<b>Total Cost:</b>			<b>\$1,787.10</b>	<b>\$0.00</b>	<b>\$1,787.10</b>		



*Filters: Cost Center Name Not Equal To DoNotReport; Billing Period Equal To 201412All Meter CodesAll Group Names*

**el paso**

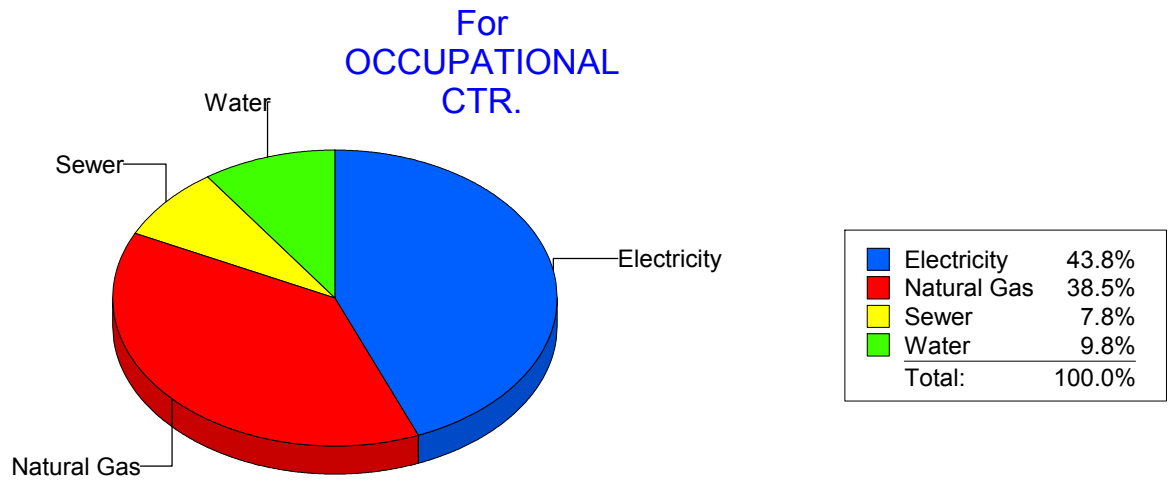
Energy CAP

Cost Avoidance Program

**Cost Summary Graph**

Grouped by Energy Type

Energy Type	Use	Units	Meter Cost	Special Charges	Total Cost	Avg Unit Cost	% of Total Cost
<b>Site: OCCUPATIONAL CTR. - OCCUPATIONAL CTR.</b>							
Electricity		3,100 KWH	\$360.62	\$0.00	\$360.62	0.1163	43.85%
Natural Gas		334 CCF	\$316.52	\$0.00	\$316.52	0.9477	38.49%
Water		7 CCF	\$80.71	\$0.00	\$80.71	11.5300	9.81%
Sewer		8 CCF	\$64.55	\$0.00	\$64.55	8.0688	7.85%
<b>Total Cost:</b>			<b>\$822.40</b>	<b>\$0.00</b>	<b>\$822.40</b>		



*Filters: Cost Center Name Not Equal To DoNotReport; Billing Period Equal To 201412All Meter CodesAll Group Names*

**elpaso**

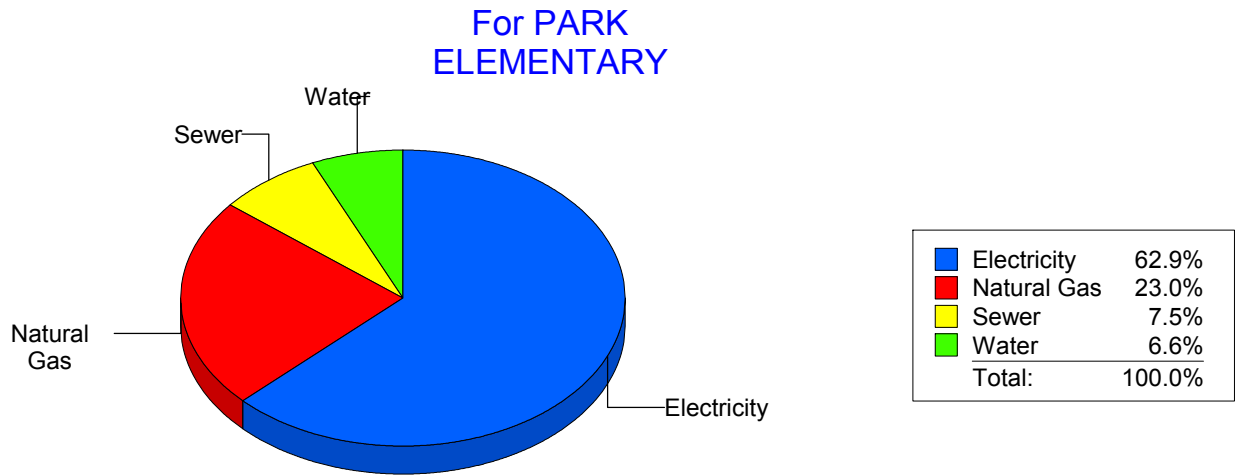
Energy CAP

Cost Avoidance Program

**Cost Summary Graph**

Grouped by Energy Type

Energy Type	Use	Units	Meter Cost	Special Charges	Total Cost	Avg Unit Cost	% of Total Cost
<b>Site: PARK ELEMENTARY - PARK ELEMENTARY</b>							
Electricity	27,146	KWH	\$3,259.32	\$0.00	\$3,259.32	0.1201	62.90%
Natural Gas	1,437	CCF	\$1,193.31	\$0.00	\$1,193.31	0.8304	23.03%
Water	103	CCF	\$341.90	\$0.00	\$341.90	3.3194	6.60%
Sewer	144	CCF	\$386.87	\$0.00	\$386.87	2.6866	7.47%
<b>Total Cost:</b>			<b>\$5,181.40</b>	<b>\$0.00</b>	<b>\$5,181.40</b>		



*Filters: Cost Center Name Not Equal To DoNotReport; Billing Period Equal To 201412All Meter CodesAll Group Names*

**elpaso**

Energy CAP

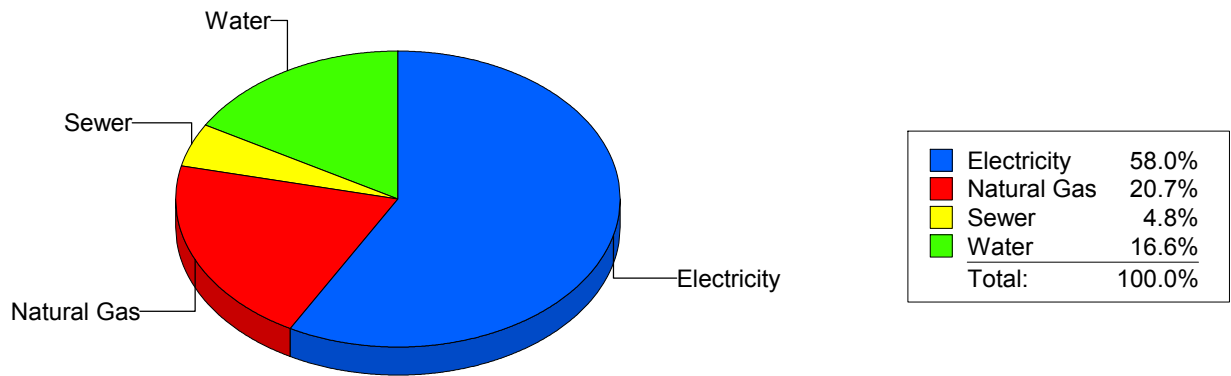
Cost Avoidance Program

**Cost Summary Graph**

Grouped by Energy Type

Energy Type	Use	Units	Meter Cost	Special Charges	Total Cost	Avg Unit Cost	% of Total Cost
<b>Site: PAUL MORENO - PAUL MORENO</b>							
Electricity	37,500	KWH	\$4,377.49	\$0.00	\$4,377.49	0.1167	57.96%
Natural Gas	1,956	CCF	\$1,564.01	\$0.00	\$1,564.01	0.7996	20.71%
Water	291	CCF	\$1,251.72	\$0.00	\$1,251.72	4.3014	16.57%
Sewer	114	CCF	\$359.66	\$0.00	\$359.66	3.1549	4.76%
<b>Total Cost:</b>			<b>\$7,552.88</b>	<b>\$0.00</b>	<b>\$7,552.88</b>		

For PAUL MORENO



*Filters: Cost Center Name Not Equal To DoNotReport; Billing Period Equal To 201412All Meter CodesAll Group Names*

**elpaso**

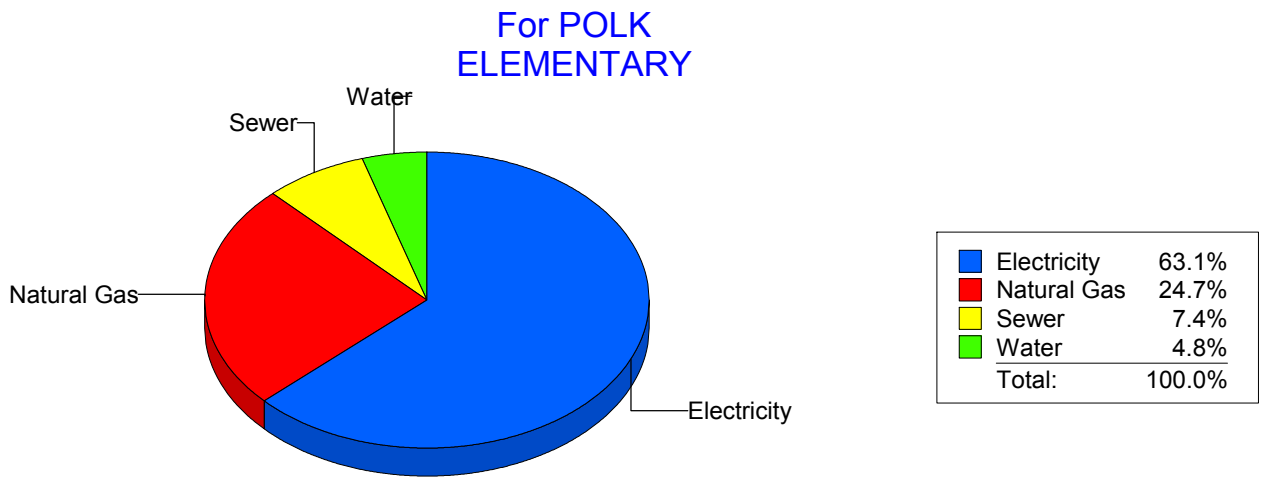
Energy CAP

Cost Avoidance Program

**Cost Summary Graph**

Grouped by Energy Type

Energy Type	Use	Units	Meter Cost	Special Charges	Total Cost	Avg Unit Cost	% of Total Cost
<b>Site: POLK ELEMENTARY - POLK ELEMENTARY</b>							
Electricity	27,600	KWH	\$3,331.33	\$0.00	\$3,331.33	0.1207	63.11%
Natural Gas	1,586	CCF	\$1,303.21	\$0.00	\$1,303.21	0.8217	24.69%
Water	74	CCF	\$250.83	\$0.00	\$250.83	3.3896	4.75%
Sewer	177	CCF	\$393.09	\$0.00	\$393.09	2.2208	7.45%
<b>Total Cost:</b>			<b>\$5,278.46</b>	<b>\$0.00</b>	<b>\$5,278.46</b>		



*Filters: Cost Center Name Not Equal To DoNotReport; Billing Period Equal To 201412All Meter CodesAll Group Names*

**elpaso**

Energy CAP

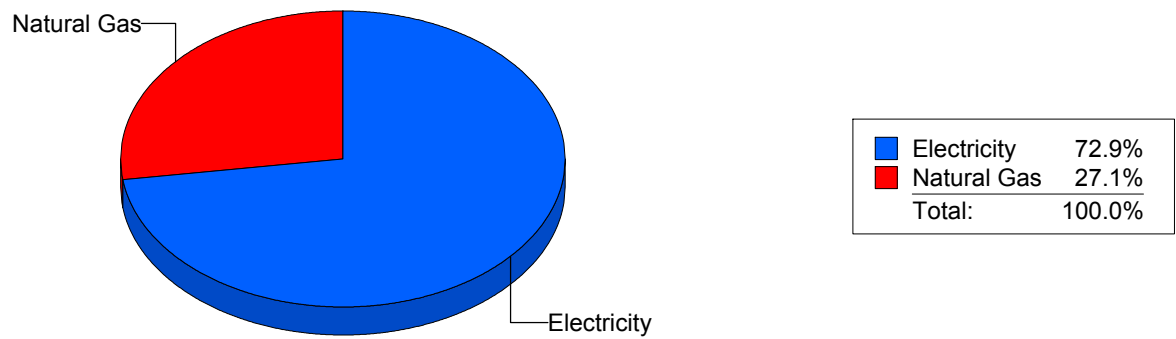
Cost Avoidance Program

**Cost Summary Graph**

Grouped by Energy Type

Energy Type	Use	Units	Meter Cost	Special Charges	Total Cost	Avg Unit Cost	% of Total Cost
<b>Site: POWELL - POWELL</b>							
Electricity	44,040	KWH	\$4,493.57	\$0.00	\$4,493.57	0.1020	72.86%
Natural Gas	2,206	CCF	\$1,673.70	\$0.00	\$1,673.70	0.7587	27.14%
<b>Total Cost:</b>			<b>\$6,167.27</b>	<b>\$0.00</b>	<b>\$6,167.27</b>		

For POWELL



*Filters: Cost Center Name Not Equal To DoNotReport; Billing Period Equal To 201412All Meter CodesAll Group Names*



**elpaso**

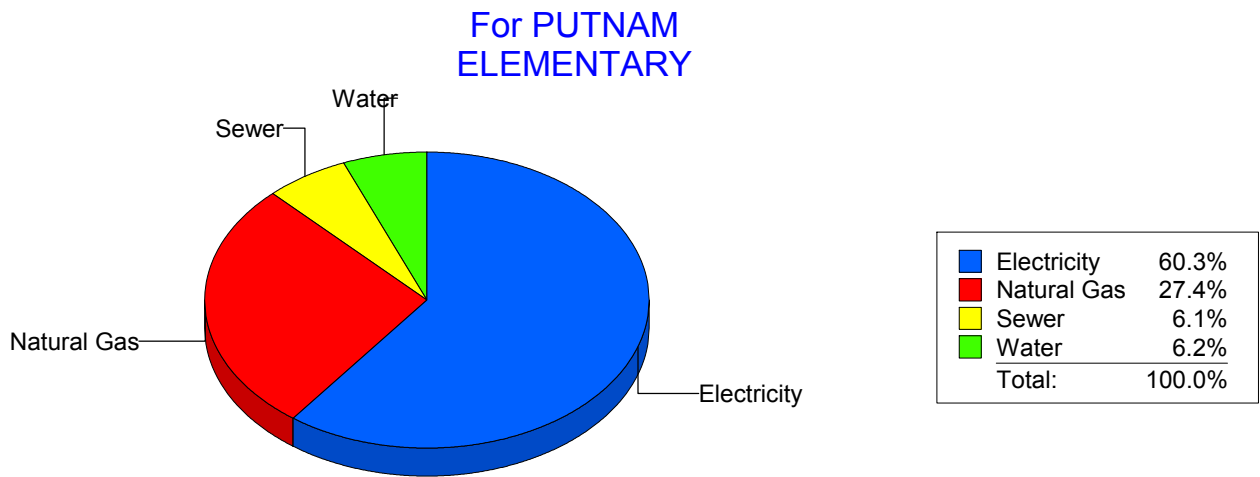
Energy CAP

Cost Avoidance Program

**Cost Summary Graph**

Grouped by Energy Type

Energy Type	Use	Units	Meter Cost	Special Charges	Total Cost	Avg Unit Cost	% of Total Cost
<b>Site: PUTNAM ELEMENTARY - PUTNAM ELEMENTARY</b>							
Electricity	23,395	KWH	\$3,149.20	\$0.00	\$3,149.20	0.1346	60.29%
Natural Gas	1,767	CCF	\$1,430.14	\$0.00	\$1,430.14	0.8094	27.38%
Water	163	CCF	\$324.07	\$0.00	\$324.07	1.9882	6.20%
Sewer	175	CCF	\$320.15	\$0.00	\$320.15	1.8294	6.13%
<b>Total Cost:</b>			<b>\$5,223.56</b>	<b>\$0.00</b>	<b>\$5,223.56</b>		



*Filters: Cost Center Name Not Equal To DoNotReport; Billing Period Equal To 201412All Meter CodesAll Group Names*

**el paso**

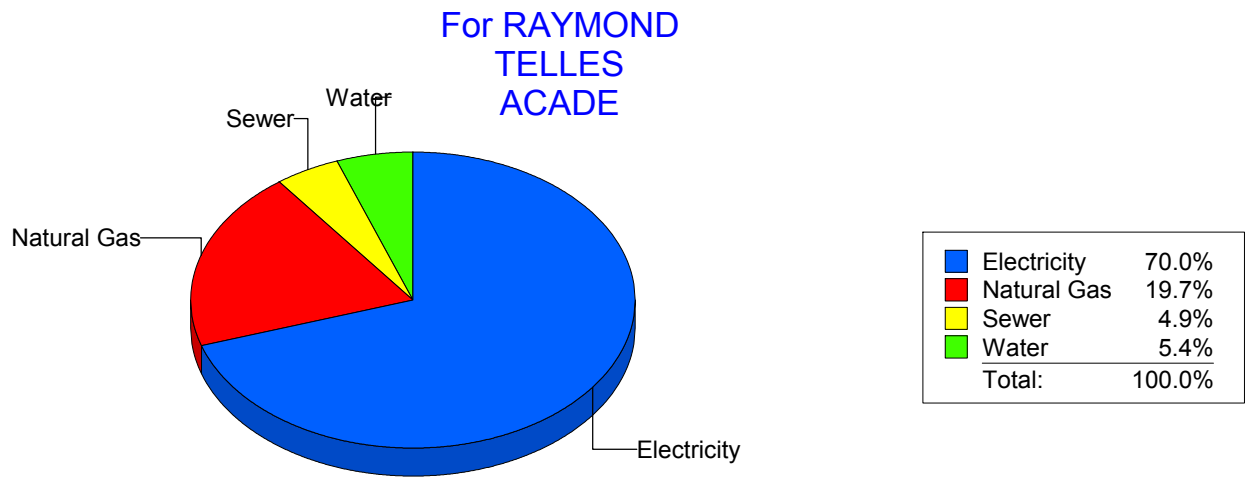
Energy CAP

Cost Avoidance Program

**Cost Summary Graph**

Grouped by Energy Type

Energy Type	Use	Units	Meter Cost	Special Charges	Total Cost	Avg Unit Cost	% of Total Cost
<b>Site: RAYMOND TELLES ACADE - RAYMOND TELLES ACADE</b>							
Electricity	28,200	KWH	\$3,260.98	\$0.00	\$3,260.98	0.1156	70.04%
Natural Gas	1,158	CCF	\$915.92	\$0.00	\$915.92	0.7909	19.67%
Water	60	CCF	\$252.59	\$0.00	\$252.59	4.2098	5.43%
Sewer	56	CCF	\$226.11	\$0.00	\$226.11	4.0377	4.86%
<b>Total Cost:</b>			<b>\$4,655.60</b>	<b>\$0.00</b>	<b>\$4,655.60</b>		



*Filters: Cost Center Name Not Equal To DoNotReport; Billing Period Equal To 201412All Meter CodesAll Group Names*

**elpaso**

Energy CAP

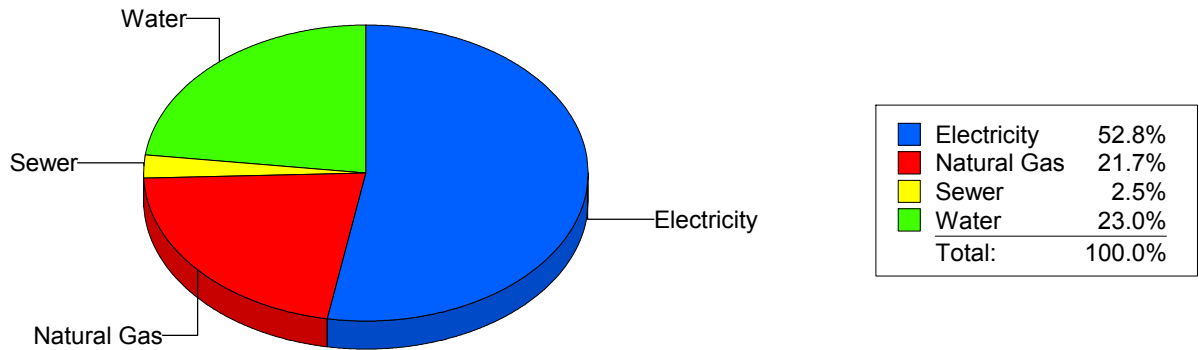
Cost Avoidance Program

**Cost Summary Graph**

Grouped by Energy Type

Energy Type	Use	Units	Meter Cost	Special Charges	Total Cost	Avg Unit Cost	% of Total Cost
<b>Site: RICHARDSON MIDDLE - RICHARDSON MIDDLE</b>							
Electricity	74,100	KWH	\$7,903.80	\$0.00	\$7,903.80	0.1067	52.83%
Natural Gas	4,407	CCF	\$3,250.24	\$0.00	\$3,250.24	0.7375	21.73%
Water	647	CCF	\$3,434.58	\$0.00	\$3,434.58	5.3085	22.96%
Sewer	161	CCF	\$371.01	\$0.00	\$371.01	2.3044	2.48%
<b>Total Cost:</b>			<b>\$14,959.63</b>	<b>\$0.00</b>	<b>\$14,959.63</b>		

For  
RICHARDSON  
MIDDLE



*Filters: Cost Center Name Not Equal To DoNotReport; Billing Period Equal To 201412All Meter CodesAll Group Names*

**elpaso**

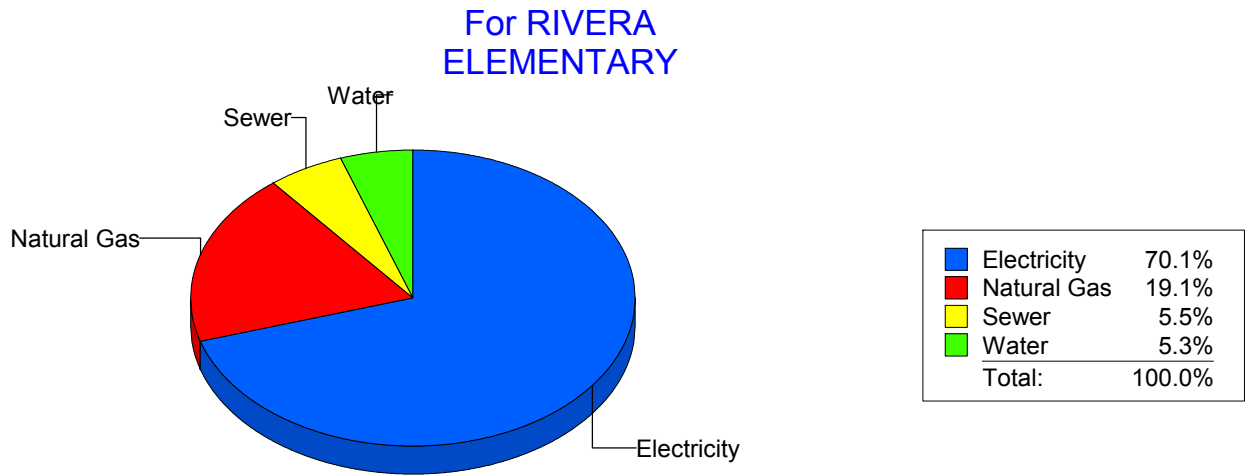
Energy CAP

Cost Avoidance Program

**Cost Summary Graph**

Grouped by Energy Type

Energy Type	Use	Units	Meter Cost	Special Charges	Total Cost	Avg Unit Cost	% of Total Cost
<b>Site: RIVERA ELEMENTARY - RIVERA ELEMENTARY</b>							
Electricity	45,120	KWH	\$5,073.77	\$0.00	\$5,073.77	0.1125	70.15%
Natural Gas	1,803	CCF	\$1,382.32	\$0.00	\$1,382.32	0.7667	19.11%
Water	114	CCF	\$380.96	\$0.00	\$380.96	3.3418	5.27%
Sewer	179	CCF	\$395.85	\$0.00	\$395.85	2.2115	5.47%
<b>Total Cost:</b>			<b>\$7,232.90</b>	<b>\$0.00</b>	<b>\$7,232.90</b>		



*Filters: Cost Center Name Not Equal To DoNotReport; Billing Period Equal To 201412All Meter CodesAll Group Names*

**el Paso**

Energy CAP

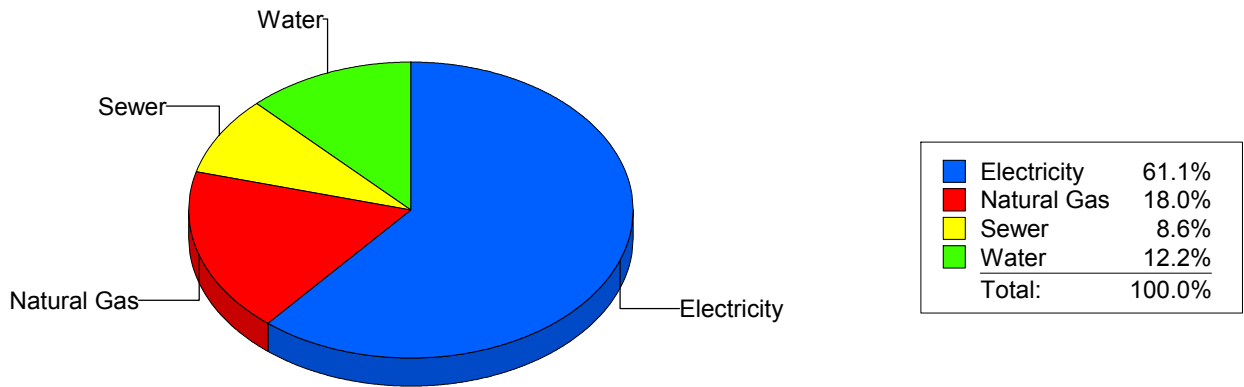
Cost Avoidance Program

**Cost Summary Graph**

Grouped by Energy Type

Energy Type	Use	Units	Meter Cost	Special Charges	Total Cost	Avg Unit Cost	% of Total Cost
<b>Site: ROBERTS ELEMENTARY - ROBERTS ELEMENTARY</b>							
Electricity	40,703	KWH	\$3,929.94	\$0.00	\$3,929.94	0.0966	61.13%
Natural Gas	1,381	CCF	\$1,155.94	\$0.00	\$1,155.94	0.8370	17.98%
Water	361	CCF	\$787.41	\$0.00	\$787.41	2.1812	12.25%
Sewer	287	CCF	\$555.82	\$0.00	\$555.82	1.9367	8.65%
<b>Total Cost:</b>			<b>\$6,429.11</b>	<b>\$0.00</b>	<b>\$6,429.11</b>		

For ROBERTS ELEMENTARY



*Filters: Cost Center Name Not Equal To DoNotReport; Billing Period Equal To 201412All Meter CodesAll Group Names*

**elpaso**

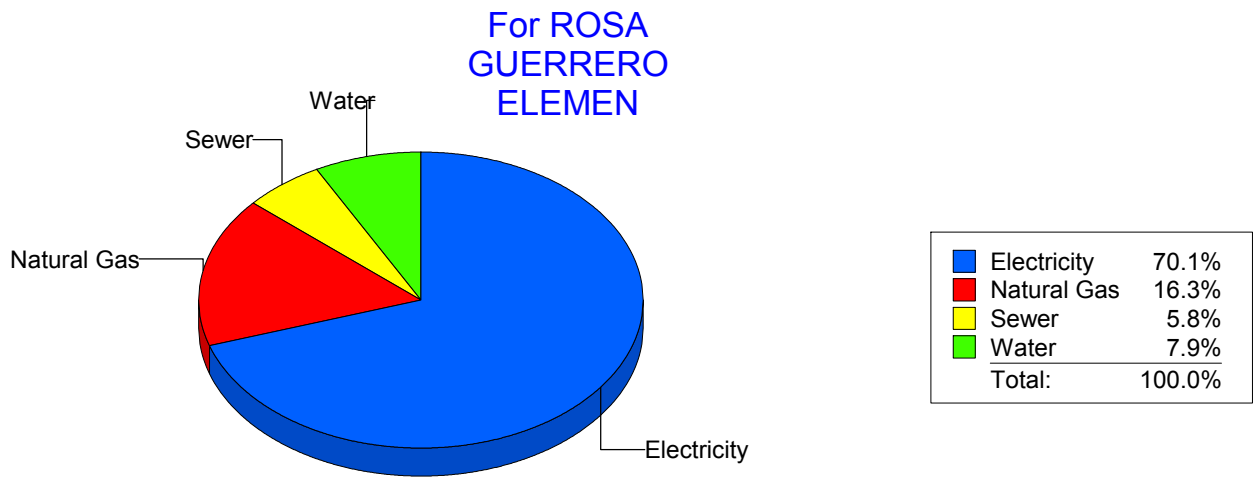
Energy CAP

Cost Avoidance Program

**Cost Summary Graph**

Grouped by Energy Type

Energy Type	Use	Units	Meter Cost	Special Charges	Total Cost	Avg Unit Cost	% of Total Cost
<b>Site: ROSA GUERRERO ELEMEN - ROSA GUERRERO ELEMEN</b>							
Electricity	37,340	KWH	\$5,119.89	\$0.00	\$5,119.89	0.1371	70.07%
Natural Gas	1,438	CCF	\$1,189.95	\$0.00	\$1,189.95	0.8275	16.28%
Water	240	CCF	\$577.05	\$0.00	\$577.05	2.4044	7.90%
Sewer	148	CCF	\$420.39	\$0.00	\$420.39	2.8405	5.75%
<b>Total Cost:</b>			<b>\$7,307.28</b>	<b>\$0.00</b>	<b>\$7,307.28</b>		



*Filters: Cost Center Name Not Equal To DoNotReport; Billing Period Equal To 201412All Meter CodesAll Group Names*

**elpaso**

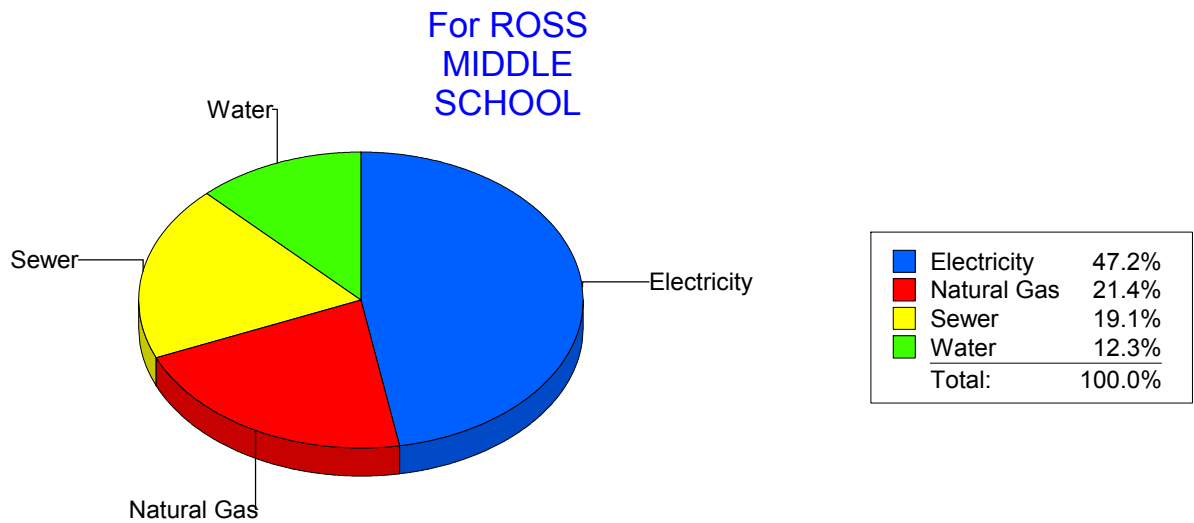
Energy CAP

Cost Avoidance Program

**Cost Summary Graph**

Grouped by Energy Type

Energy Type	Use	Units	Meter Cost	Special Charges	Total Cost	Avg Unit Cost	% of Total Cost
<b>Site: ROSS MIDDLE SCHOOL - ROSS MIDDLE SCHOOL</b>							
Electricity	44,215	KWH	\$5,763.40	\$0.00	\$5,763.40	0.1303	47.19%
Natural Gas	3,507	CCF	\$2,609.05	\$0.00	\$2,609.05	0.7440	21.36%
Water	876	CCF	\$1,501.95	\$0.00	\$1,501.95	1.7146	12.30%
Sewer	1,586	CCF	\$2,337.51	\$0.00	\$2,337.51	1.4738	19.14%
<b>Total Cost:</b>			<b>\$12,211.91</b>	<b>\$0.00</b>	<b>\$12,211.91</b>		



*Filters: Cost Center Name Not Equal To DoNotReport; Billing Period Equal To 201412All Meter CodesAll Group Names*

**elpaso**

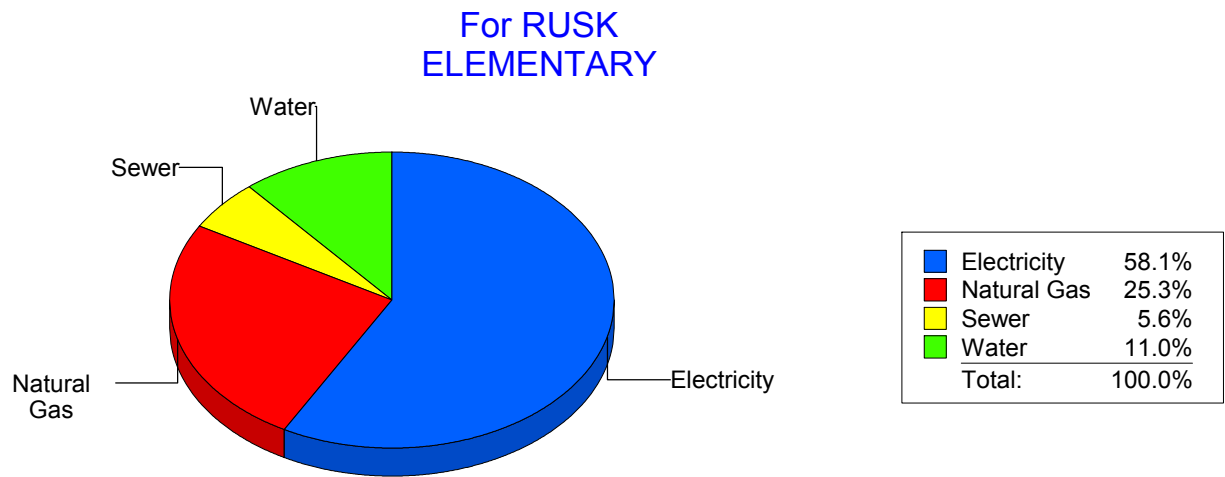
Energy CAP

Cost Avoidance Program

**Cost Summary Graph**

Grouped by Energy Type

Energy Type	Use	Units	Meter Cost	Special Charges	Total Cost	Avg Unit Cost	% of Total Cost
<b>Site: RUSK ELEMENTARY - RUSK ELEMENTARY</b>							
Electricity	20,257	KWH	\$2,556.46	\$0.00	\$2,556.46	0.1262	58.08%
Natural Gas	1,221	CCF	\$1,112.50	\$0.00	\$1,112.50	0.9111	25.28%
Water	159	CCF	\$486.23	\$0.00	\$486.23	3.0581	11.05%
Sewer	73	CCF	\$246.31	\$0.00	\$246.31	3.3741	5.60%
<b>Total Cost:</b>			<b>\$4,401.50</b>	<b>\$0.00</b>	<b>\$4,401.50</b>		



*Filters: Cost Center Name Not Equal To DoNotReport; Billing Period Equal To 201412All Meter CodesAll Group Names*



**elpaso**

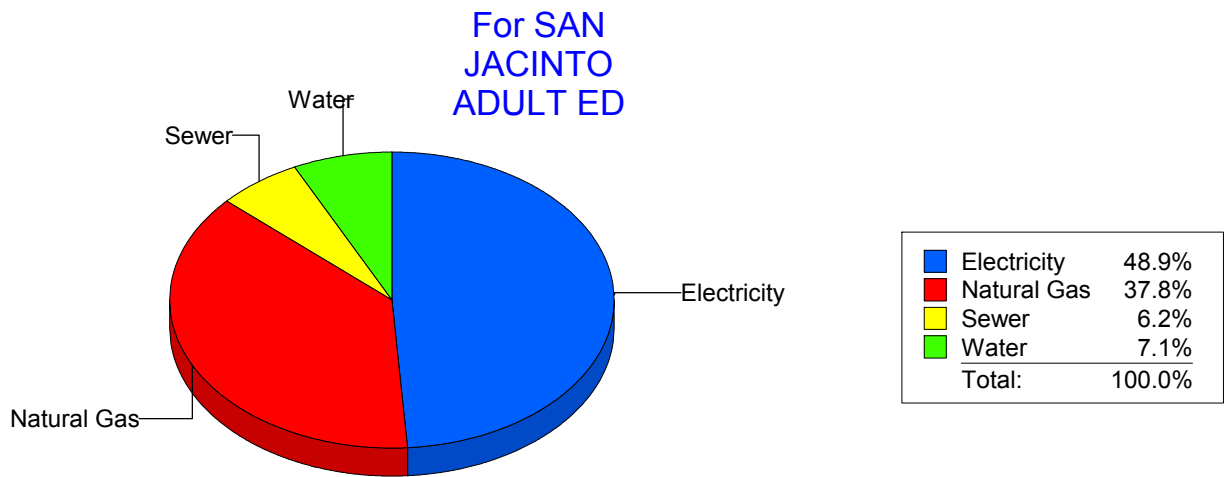
Energy CAP

Cost Avoidance Program

**Cost Summary Graph**

Grouped by Energy Type

Energy Type	Use	Units	Meter Cost	Special Charges	Total Cost	Avg Unit Cost	% of Total Cost
<b>Site: SAN JACINTO ADULT ED - SAN JACINTO ADULT ED</b>							
Electricity	5,500	KWH	\$808.95	\$0.00	\$808.95	0.1471	48.86%
Natural Gas	757	CCF	\$625.98	\$0.00	\$625.98	0.8269	37.81%
Water	32	CCF	\$117.65	\$0.00	\$117.65	3.6766	7.11%
Sewer	26	CCF	\$103.20	\$0.00	\$103.20	3.9692	6.23%
<b>Total Cost:</b>			<b>\$1,655.78</b>	<b>\$0.00</b>	<b>\$1,655.78</b>		



*Filters: Cost Center Name Not Equal To DoNotReport; Billing Period Equal To 201412All Meter CodesAll Group Names*

**el Paso**

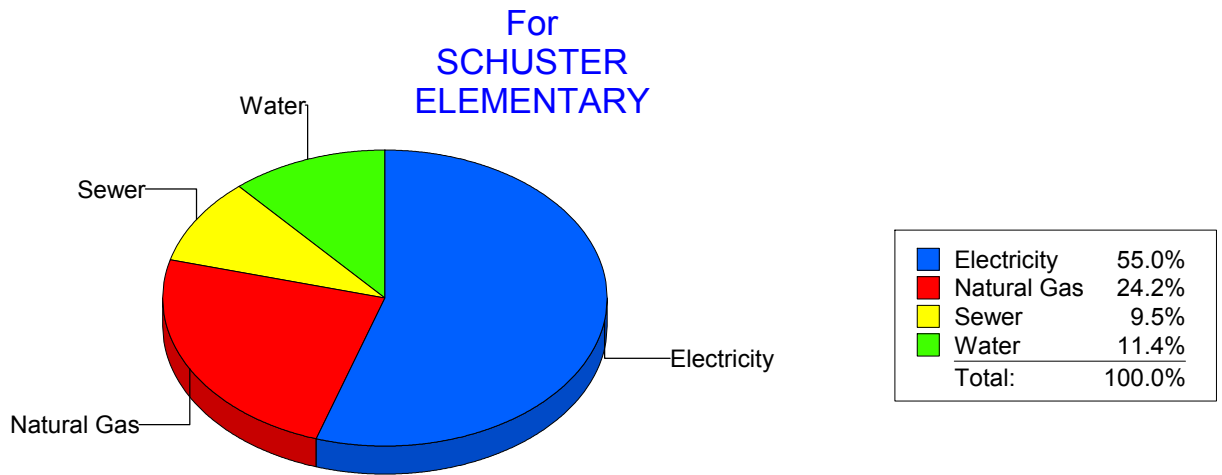
Energy CAP

Cost Avoidance Program

**Cost Summary Graph**

Grouped by Energy Type

Energy Type	Use	Units	Meter Cost	Special Charges	Total Cost	Avg Unit Cost	% of Total Cost
<b>Site: SCHUSTER ELEMENTARY - SCHUSTER ELEMENTARY</b>							
Electricity	15,600	KWH	\$1,907.48	\$0.00	\$1,907.48	0.1223	54.99%
Natural Gas	1,050	CCF	\$837.83	\$0.00	\$837.83	0.7979	24.15%
Water	209	CCF	\$393.77	\$0.00	\$393.77	1.8841	11.35%
Sewer	190	CCF	\$329.52	\$0.00	\$329.52	1.7343	9.50%
<b>Total Cost:</b>			<b>\$3,468.60</b>	<b>\$0.00</b>	<b>\$3,468.60</b>		



*Filters: Cost Center Name Not Equal To DoNotReport; Billing Period Equal To 201412All Meter CodesAll Group Names*

**elpaso**

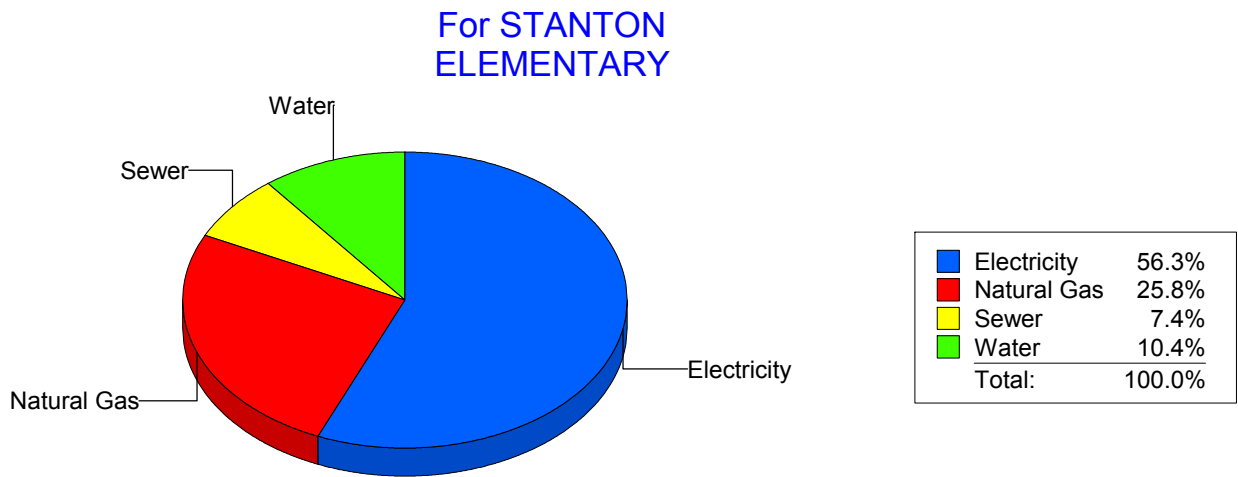
Energy CAP

Cost Avoidance Program

**Cost Summary Graph**

Grouped by Energy Type

Energy Type	Use	Units	Meter Cost	Special Charges	Total Cost	Avg Unit Cost	% of Total Cost
<b>Site: STANTON ELEMENTARY - STANTON ELEMENTARY</b>							
Electricity	21,500	KWH	\$2,862.49	\$0.00	\$2,862.49	0.1331	56.34%
Natural Gas	1,604	CCF	\$1,313.10	\$0.00	\$1,313.10	0.8186	25.84%
Water	266	CCF	\$530.57	\$0.00	\$530.57	1.9946	10.44%
Sewer	184	CCF	\$374.75	\$0.00	\$374.75	2.0367	7.38%
<b>Total Cost:</b>			<b>\$5,080.91</b>	<b>\$0.00</b>	<b>\$5,080.91</b>		



*Filters: Cost Center Name Not Equal To DoNotReport; Billing Period Equal To 201412All Meter CodesAll Group Names*

**elpaso**

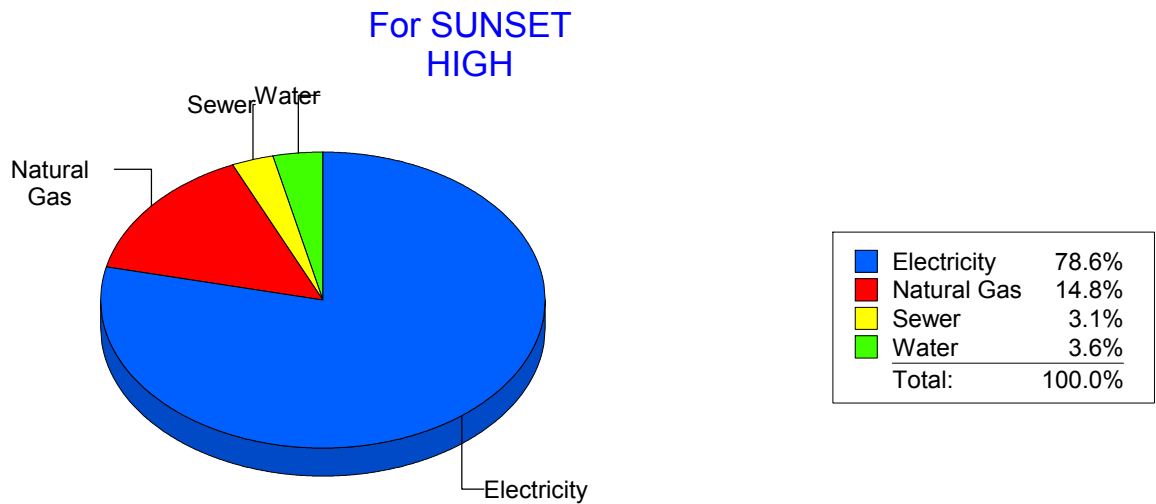
Energy CAP

Cost Avoidance Program

**Cost Summary Graph**

Grouped by Energy Type

Energy Type	Use	Units	Meter Cost	Special Charges	Total Cost	Avg Unit Cost	% of Total Cost
<b>Site: SUNSET HIGH - SUNSET HIGH</b>							
Electricity	23,040	KWH	\$2,152.11	\$0.00	\$2,152.11	0.0934	78.57%
Natural Gas	452	CCF	\$404.38	\$0.00	\$404.38	0.8946	14.76%
Water	19	CCF	\$97.37	\$0.00	\$97.37	5.1247	3.55%
Sewer	13	CCF	\$85.26	\$0.00	\$85.26	6.5585	3.11%
<b>Total Cost:</b>			<b>\$2,739.12</b>	<b>\$0.00</b>	<b>\$2,739.12</b>		



*Filters: Cost Center Name Not Equal To DoNotReport; Billing Period Equal To 201412All Meter CodesAll Group Names*

**elpaso**

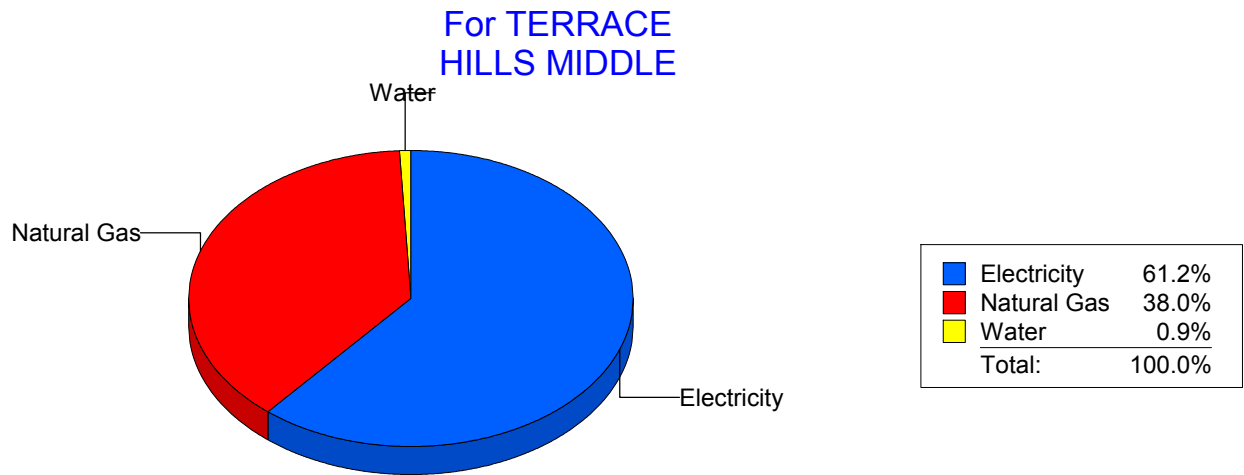
Energy CAP

Cost Avoidance Program

**Cost Summary Graph**

Grouped by Energy Type

Energy Type	Use	Units	Meter Cost	Special Charges	Total Cost	Avg Unit Cost	% of Total Cost
<b>Site: TERRACE HILLS MIDDLE - TERRACE HILLS MIDDLE</b>							
Electricity	25,950	KWH	\$2,803.75	\$0.00	\$2,803.75	0.1080	61.18%
Natural Gas	2,188	CCF	\$1,739.57	\$0.00	\$1,739.57	0.7951	37.96%
Water	0	CCF	\$39.32	\$0.00	\$39.32	0.0000	0.86%
<b>Total Cost:</b>			<b>\$4,582.64</b>	<b>\$0.00</b>	<b>\$4,582.64</b>		



*Filters: Cost Center Name Not Equal To DoNotReport; Billing Period Equal To 201412All Meter CodesAll Group Names*

**elpaso**

Energy CAP

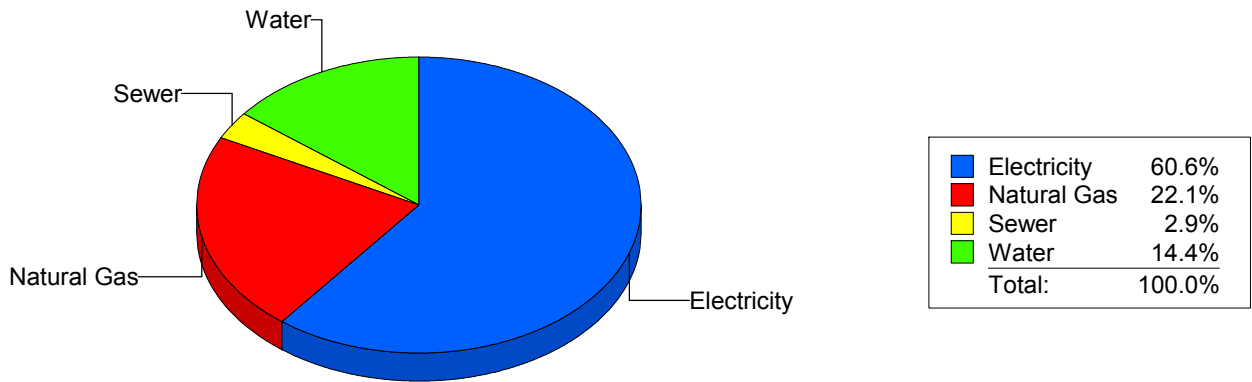
Cost Avoidance Program

**Cost Summary Graph**

Grouped by Energy Type

Energy Type	Use	Units	Meter Cost	Special Charges	Total Cost	Avg Unit Cost	% of Total Cost
<b>Site: TIPPIN - TIPPIN ELEMENTARY</b>							
Electricity	51,120	KWH	\$5,810.30	\$0.00	\$5,810.30	0.1137	60.57%
Natural Gas	2,818	CCF	\$2,116.26	\$0.00	\$2,116.26	0.7510	22.06%
Water	323	CCF	\$1,382.67	\$0.00	\$1,382.67	4.2807	14.41%
Sewer	97	CCF	\$282.69	\$0.00	\$282.69	2.9143	2.95%
<b>Total Cost:</b>			<b>\$9,591.92</b>	<b>\$0.00</b>	<b>\$9,591.92</b>		

For TIPPIN ELEMENTARY



*Filters: Cost Center Name Not Equal To DoNotReport; Billing Period Equal To 201412All Meter CodesAll Group Names*

**elpaso**

Energy CAP

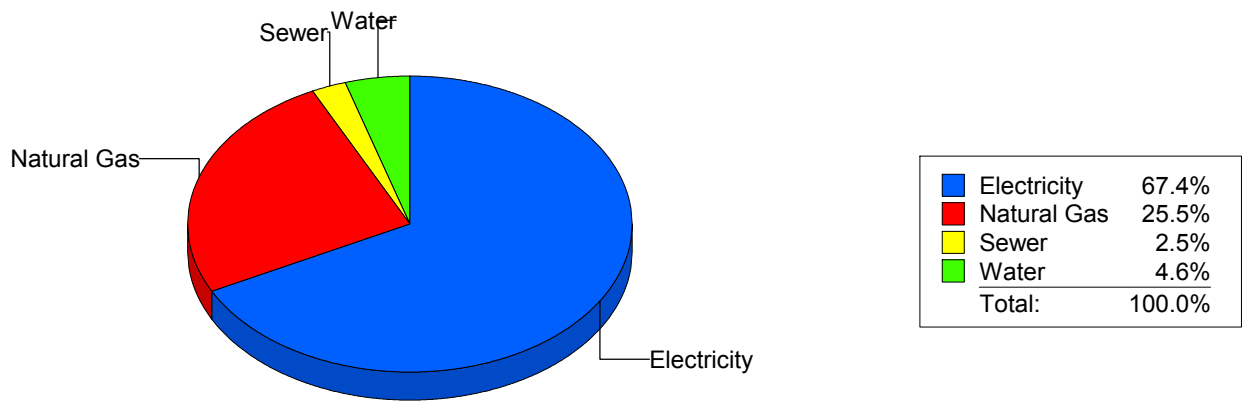
Cost Avoidance Program

**Cost Summary Graph**

Grouped by Energy Type

Energy Type	Use	Units	Meter Cost	Special Charges	Total Cost	Avg Unit Cost	% of Total Cost
<b>Site: TOMLEA - TOM LEA</b>							
Electricity	62,640	KWH	\$7,017.38	\$0.00	\$7,017.38	0.1120	67.41%
Natural Gas	3,564	CCF	\$2,649.67	\$0.00	\$2,649.67	0.7435	25.45%
Water	139	CCF	\$481.72	\$0.00	\$481.72	3.4656	4.63%
Sewer	81	CCF	\$260.61	\$0.00	\$260.61	3.2174	2.50%
<b>Total Cost:</b>			<b>\$10,409.38</b>	<b>\$0.00</b>	<b>\$10,409.38</b>		

For TOM LEA



*Filters: Cost Center Name Not Equal To DoNotReport; Billing Period Equal To 201412All Meter CodesAll Group Names*

**elpaso**

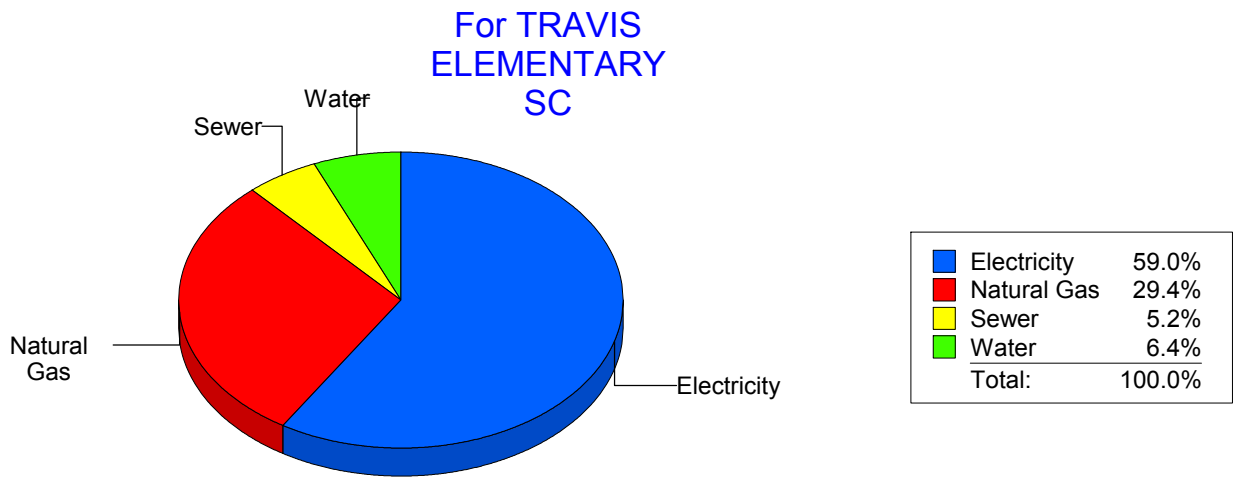
Energy CAP

Cost Avoidance Program

**Cost Summary Graph**

Grouped by Energy Type

Energy Type	Use	Units	Meter Cost	Special Charges	Total Cost	Avg Unit Cost	% of Total Cost
<b>Site: TRAVIS ELEMENTARY SC - TRAVIS ELEMENTARY SC</b>							
Electricity	21,002	KWH	\$2,394.21	\$0.00	\$2,394.21	0.1140	59.01%
Natural Gas	1,429	CCF	\$1,191.93	\$0.00	\$1,191.93	0.8341	29.38%
Water	64	CCF	\$259.09	\$0.00	\$259.09	4.0483	6.39%
Sewer	66	CCF	\$211.91	\$0.00	\$211.91	3.2108	5.22%
<b>Total Cost:</b>			<b>\$4,057.14</b>	<b>\$0.00</b>	<b>\$4,057.14</b>		



*Filters: Cost Center Name Not Equal To DoNotReport; Billing Period Equal To 201412All Meter CodesAll Group Names*



**elpaso**

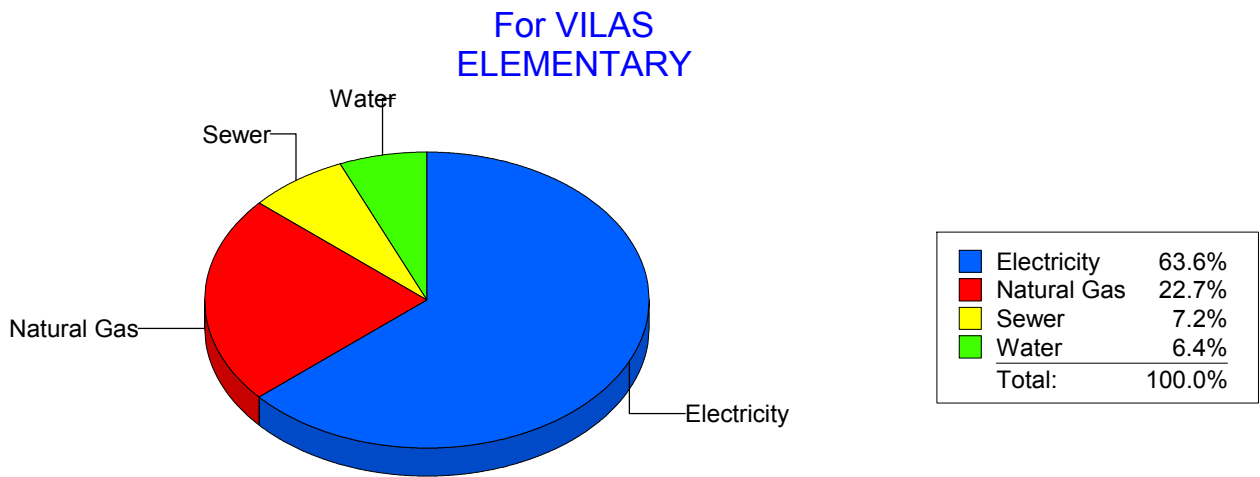
Energy CAP

Cost Avoidance Program

**Cost Summary Graph**

Grouped by Energy Type

Energy Type	Use	Units	Meter Cost	Special Charges	Total Cost	Avg Unit Cost	% of Total Cost
<b>Site: VILAS ELEMENTARY - VILAS ELEMENTARY</b>							
Electricity	21,277	KWH	\$3,766.89	\$0.00	\$3,766.89	0.1770	63.63%
Natural Gas	1,553	CCF	\$1,345.25	\$0.00	\$1,345.25	0.8662	22.72%
Water	71	CCF	\$381.68	\$0.00	\$381.68	5.3758	6.45%
Sewer	114	CCF	\$426.60	\$0.00	\$426.60	3.7421	7.21%
<b>Total Cost:</b>			<b>\$5,920.42</b>	<b>\$0.00</b>	<b>\$5,920.42</b>		



*Filters: Cost Center Name Not Equal To DoNotReport; Billing Period Equal To 201412All Meter CodesAll Group Names*

**elpaso**

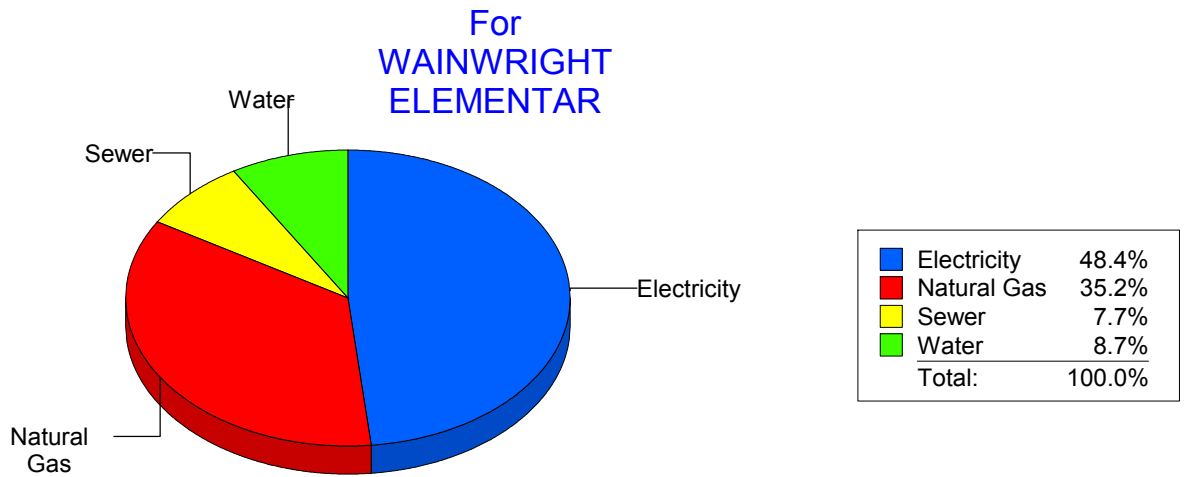
Energy CAP

Cost Avoidance Program

**Cost Summary Graph**

Grouped by Energy Type

Energy Type	Use	Units	Meter Cost	Special Charges	Total Cost	Avg Unit Cost	% of Total Cost
<b>Site: WAINWRIGHT ELEMENTAR - WAINWRIGHT ELEMENTAR</b>							
Electricity	9,594	KWH	\$1,124.65	\$0.00	\$1,124.65	0.1172	48.44%
Natural Gas	919	CCF	\$816.22	\$0.00	\$816.22	0.8882	35.15%
Water	36	CCF	\$202.22	\$0.00	\$202.22	5.6172	8.71%
Sewer	32	CCF	\$178.80	\$0.00	\$178.80	5.5875	7.70%
<b>Total Cost:</b>			<b>\$2,321.89</b>	<b>\$0.00</b>	<b>\$2,321.89</b>		



*Filters: Cost Center Name Not Equal To DoNotReport; Billing Period Equal To 201412All Meter CodesAll Group Names*

**elpaso**

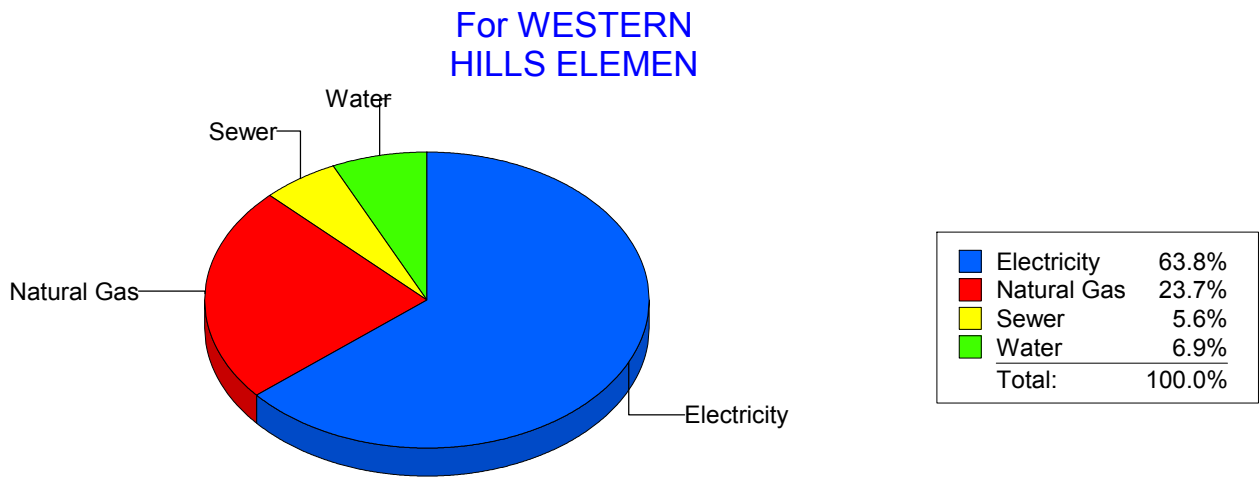
Energy CAP

Cost Avoidance Program

**Cost Summary Graph**

Grouped by Energy Type

Energy Type	Use	Units	Meter Cost	Special Charges	Total Cost	Avg Unit Cost	% of Total Cost
<b>Site: WESTERN HILLS ELEMEN - WESTERN HILLS ELEMEN</b>							
Electricity	31,080	KWH	\$3,713.25	\$0.00	\$3,713.25	0.1195	63.85%
Natural Gas	1,798	CCF	\$1,378.69	\$0.00	\$1,378.69	0.7668	23.71%
Water	128	CCF	\$399.62	\$0.00	\$399.62	3.1220	6.87%
Sewer	69	CCF	\$324.45	\$0.00	\$324.45	4.7022	5.58%
<b>Total Cost:</b>			<b>\$5,816.01</b>	<b>\$0.00</b>	<b>\$5,816.01</b>		



*Filters: Cost Center Name Not Equal To DoNotReport; Billing Period Equal To 201412All Meter CodesAll Group Names*

**elpaso**

Energy CAP

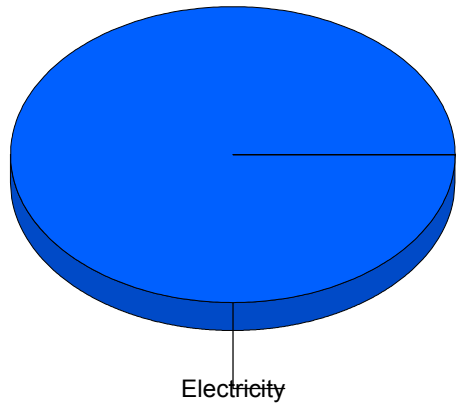
Cost Avoidance Program

**Cost Summary Graph**

Grouped by Energy Type

Energy Type	Use	Units	Meter Cost	Special Charges	Total Cost	Avg Unit Cost	% of Total Cost
Site: WESTSIDE TRANSPORTAT - WESTSIDE TRANSPORTAT							
Electricity	2,699	KWH	\$325.93	\$0.00	\$325.93	0.1208	100.00%
<b>Total Cost:</b>			<b>\$325.93</b>	<b>\$0.00</b>	<b>\$325.93</b>		

For WESTSIDE TRANSPORTAT



■ Electricity	100.0%
Total:	100.0%

*Filters: Cost Center Name Not Equal To DoNotReport; Billing Period Equal To 201412All Meter CodesAll Group Names*

**elpaso**

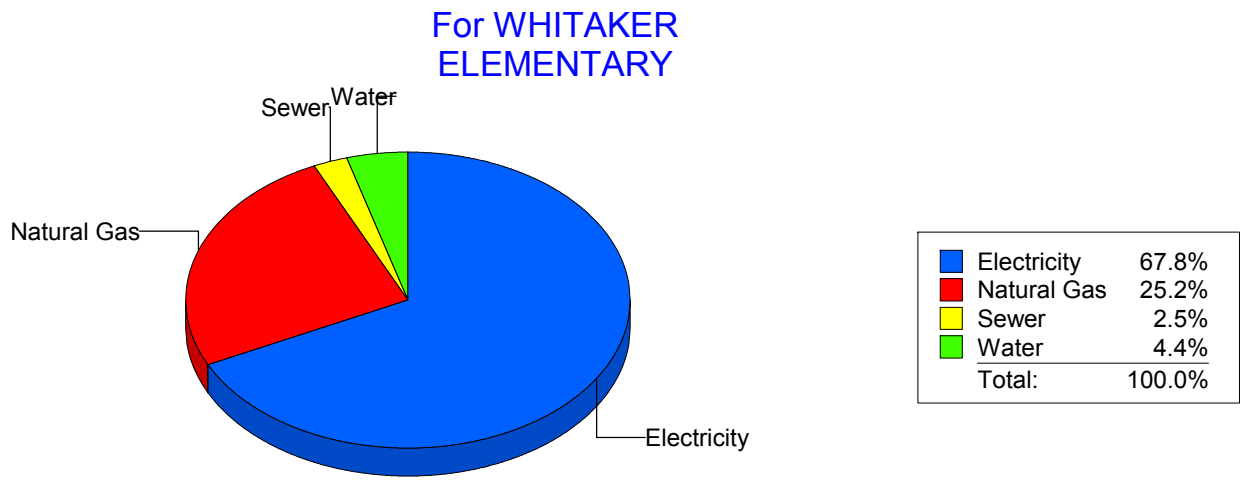
Energy CAP

Cost Avoidance Program

**Cost Summary Graph**

Grouped by Energy Type

Energy Type	Use	Units	Meter Cost	Special Charges	Total Cost	Avg Unit Cost	% of Total Cost
<b>Site: WHITAKER ELEMENTARY - WHITAKER ELEMENTARY</b>							
Electricity	75,480	KWH	\$7,056.11	\$0.00	\$7,056.11	0.0935	67.82%
Natural Gas	3,527	CCF	\$2,623.33	\$0.00	\$2,623.33	0.7438	25.21%
Water	92	CCF	\$461.50	\$0.00	\$461.50	5.0163	4.44%
Sewer	83	CCF	\$263.37	\$0.00	\$263.37	3.1731	2.53%
<b>Total Cost:</b>			<b>\$10,404.31</b>	<b>\$0.00</b>	<b>\$10,404.31</b>		



*Filters: Cost Center Name Not Equal To DoNotReport; Billing Period Equal To 201412All Meter CodesAll Group Names*

**elpaso**

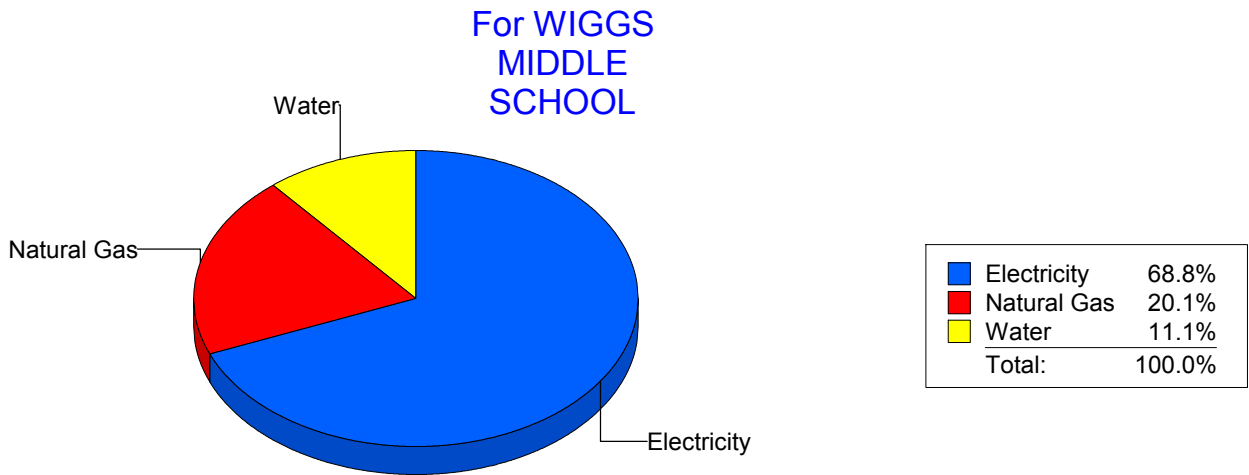
Energy CAP

Cost Avoidance Program

**Cost Summary Graph**

Grouped by Energy Type

Energy Type	Use	Units	Meter Cost	Special Charges	Total Cost	Avg Unit Cost	% of Total Cost
<b>Site: WIGGS MIDDLE SCHOOL - WIGGS MIDDLE SCHOOL</b>							
Electricity	46,380	KWH	\$5,333.06	\$0.00	\$5,333.06	0.1150	68.84%
Natural Gas	2,040	CCF	\$1,553.70	\$0.00	\$1,553.70	0.7616	20.06%
Water	173	CCF	\$860.16	\$0.00	\$860.16	4.9720	11.10%
<b>Total Cost:</b>			<b>\$7,746.92</b>	<b>\$0.00</b>	<b>\$7,746.92</b>		



*Filters: Cost Center Name Not Equal To DoNotReport; Billing Period Equal To 201412All Meter CodesAll Group Names*

**elpaso**

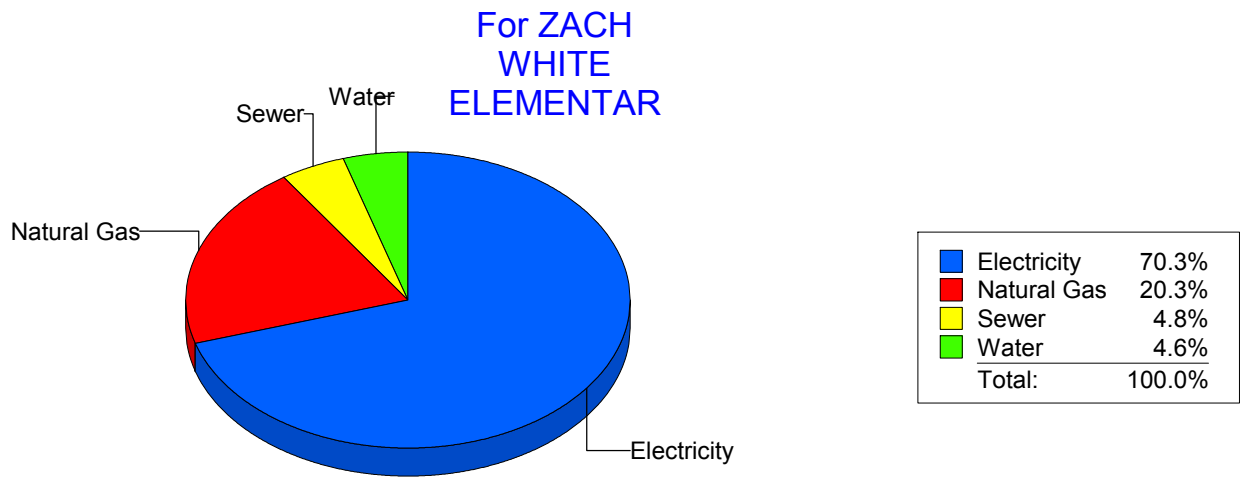
Energy CAP

Cost Avoidance Program

**Cost Summary Graph**

Grouped by Energy Type

Energy Type	Use	Units	Meter Cost	Special Charges	Total Cost	Avg Unit Cost	% of Total Cost
<b>Site: ZACH WHITE ELEMENTAR - ZACH WHITE ELEMENTAR</b>							
Electricity	45,900	KWH	\$5,695.35	\$0.00	\$5,695.35	0.1241	70.29%
Natural Gas	2,067	CCF	\$1,645.11	\$0.00	\$1,645.11	0.7959	20.30%
Water	94	CCF	\$375.23	\$0.00	\$375.23	3.9918	4.63%
Sewer	183	CCF	\$387.18	\$0.00	\$387.18	2.1157	4.78%
<b>Total Cost:</b>			<b>\$8,102.87</b>	<b>\$0.00</b>	<b>\$8,102.87</b>		



*Filters: Cost Center Name Not Equal To DoNotReport; Billing Period Equal To 201412All Meter CodesAll Group Names*

**el paso**

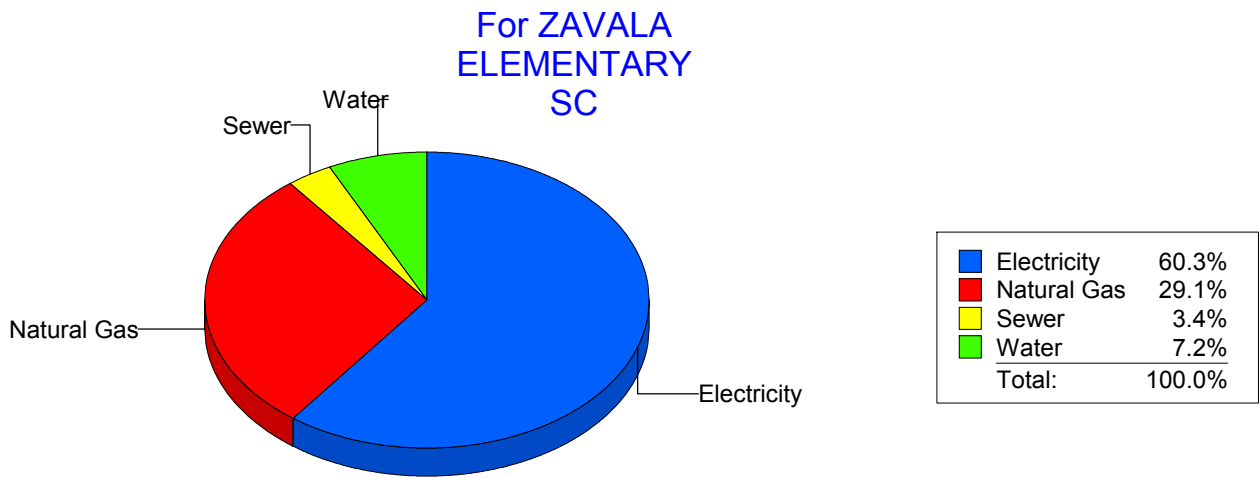
Energy CAP

Cost Avoidance Program

**Cost Summary Graph**

Grouped by Energy Type

Energy Type	Use	Units	Meter Cost	Special Charges	Total Cost	Avg Unit Cost	% of Total Cost
<b>Site: ZAVALA ELEMENTARY SC - ZAVALA ELEMENTARY SC</b>							
Electricity	25,250	KWH	\$2,347.84	\$0.00	\$2,347.84	0.0930	60.35%
Natural Gas	1,459	CCF	\$1,133.58	\$0.00	\$1,133.58	0.7770	29.14%
Water	55	CCF	\$278.25	\$0.00	\$278.25	5.0591	7.15%
Sewer	46	CCF	\$130.80	\$0.00	\$130.80	2.8435	3.36%
<b>Total Cost:</b>			<b>\$3,890.47</b>	<b>\$0.00</b>	<b>\$3,890.47</b>		



*Filters: Cost Center Name Not Equal To DoNotReport; Billing Period Equal To 201412All Meter CodesAll Group Names*



**elpaso**

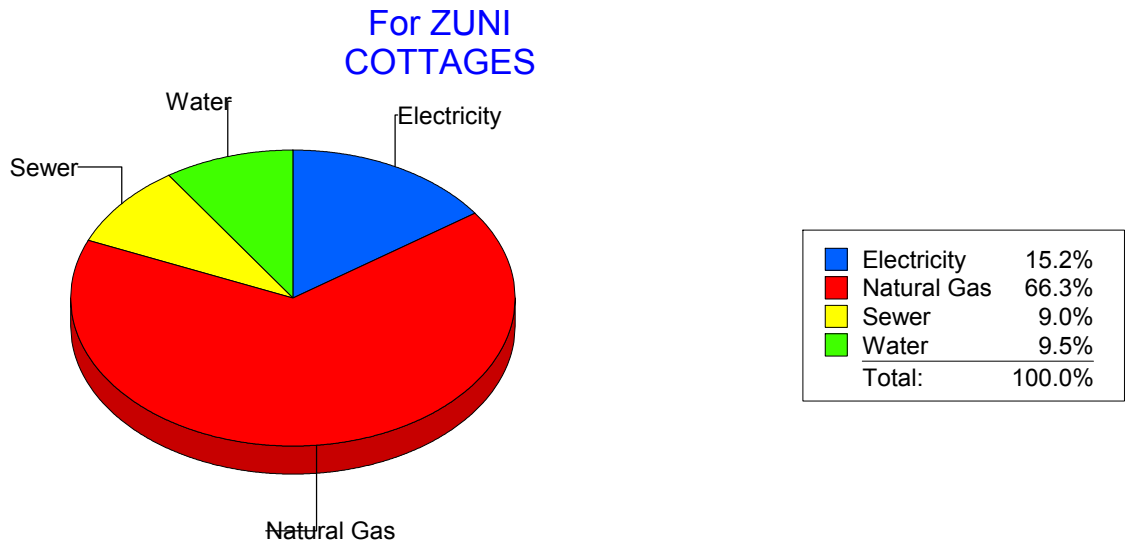
Energy CAP

Cost Avoidance Program

**Cost Summary Graph**

Grouped by Energy Type

Energy Type	Use	Units	Meter Cost	Special Charges	Total Cost	Avg Unit Cost	% of Total Cost
<b>Site: ZUNI COTTAGES - ZUNI COTTAGES</b>							
Electricity		24 KWH	\$36.86	\$0.00	\$36.86	1.5358	15.15%
Natural Gas		2 CCF	\$161.37	\$0.00	\$161.37	80.6850	66.34%
Water		0 CCF	\$23.14	\$0.00	\$23.14	0.0000	9.51%
Sewer		0 CCF	\$21.86	\$0.00	\$21.86	0.0000	8.99%
<b>Total Cost:</b>			<b>\$243.23</b>	<b>\$0.00</b>	<b>\$243.23</b>		



*Filters: Cost Center Name Not Equal To DoNotReport; Billing Period Equal To 201412All Meter CodesAll Group Names*

**elpaso**

Energy CAP

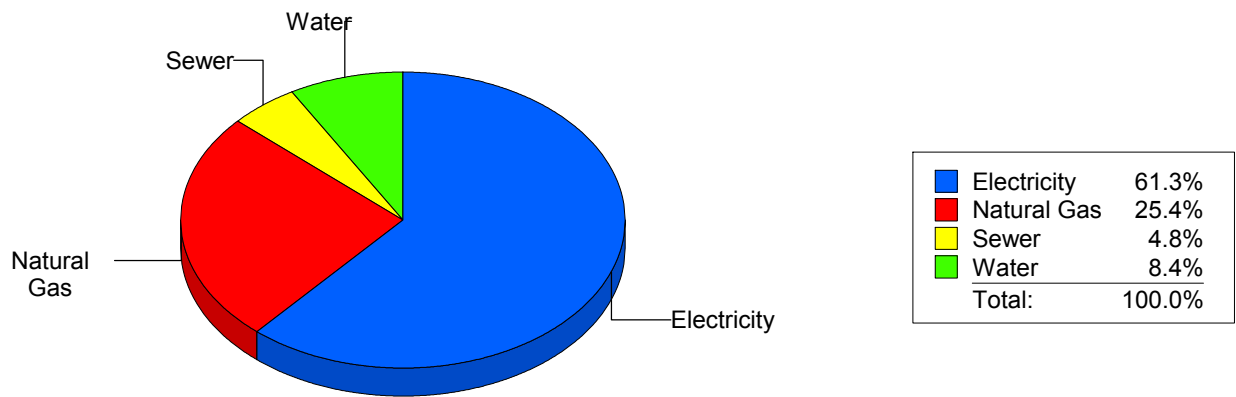
Cost Avoidance Program

**Cost Summary Graph**

Grouped by Energy Type

Energy Type	Use	Units	Meter Cost	Special Charges	Total Cost	Avg Unit Cost	% of Total Cost
<b>All Sites</b>							
Electricity	4,909,144	KWH	\$548,712.17	\$0.00	\$548,712.17	0.1118	61.34%
Natural Gas	295,910	CCF	\$227,344.12	\$0.00	\$227,344.12	0.7683	25.41%
Water	27,024	CCF	\$75,524.38	\$0.00	\$75,524.38	2.7947	8.44%
Sewer	18,214	CCF	\$43,021.41	\$0.00	\$43,021.41	2.3620	4.81%
<b>Total Cost:</b>			<b>\$894,602.08</b>	<b>\$0.00</b>	<b>\$894,602.08</b>		

For All Sites



*Filters: Cost Center Name Not Equal To DoNotReport; Billing Period Equal To 201412All Meter CodesAll Group Names*