

# elpaso

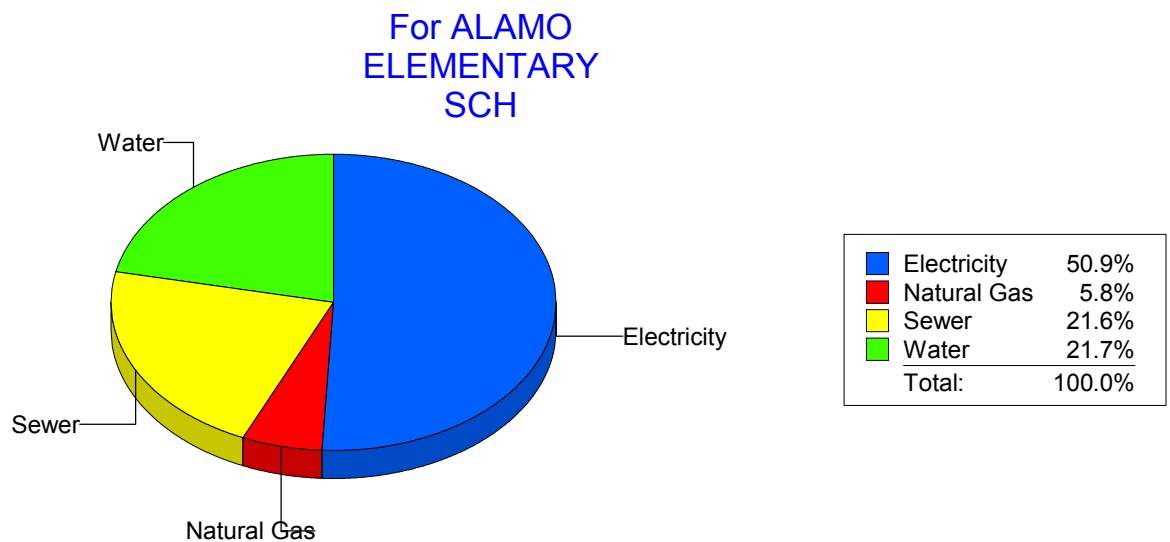
Energy CAP

Cost Avoidance Program

## Cost Summary Graph

Grouped by Energy Type

Energy Type	Use	Units	Meter Cost	Special Charges	Total Cost	Avg Unit Cost	% of Total Cost
Site: ALAMO ELEMENTARY SCH - ALAMO ELEMENTARY SCH							
Electricity	2,500	KWH	\$293.44	\$0.00	\$293.44	0.1174	50.89%
Natural Gas	0	CCF	\$33.38	\$0.00	\$33.38	0.0000	5.79%
Water	0	CCF	\$125.26	\$0.00	\$125.26	0.0000	21.73%
Sewer	0	CCF	\$124.48	\$0.00	\$124.48	0.0000	21.59%
Total Cost:			\$576.56	\$0.00	\$576.56		



Filters: Cost Center Name Not Equal To DoNotReport; Billing Period Equal To 201011

# elpaso

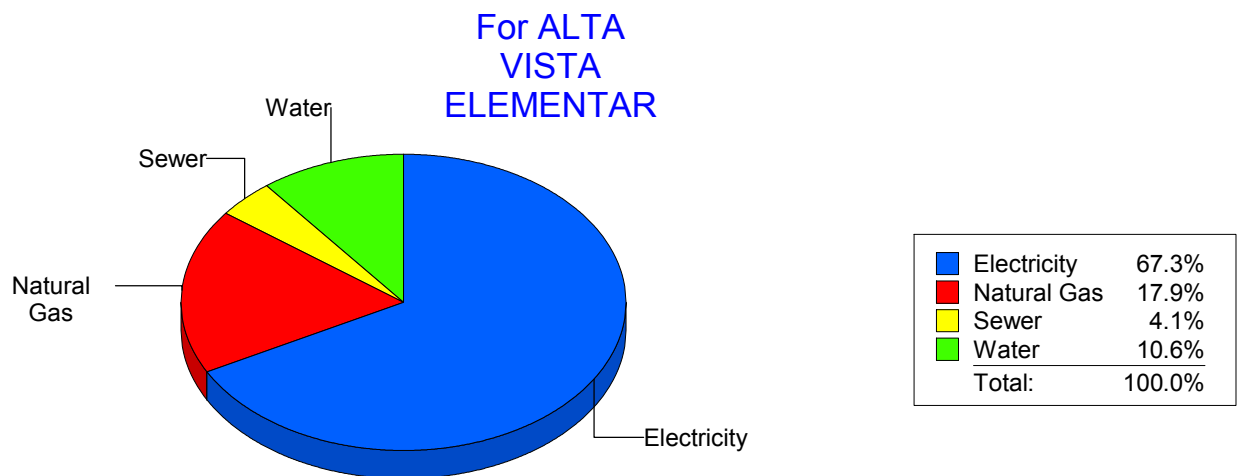
Energy CAP

Cost Avoidance Program

## Cost Summary Graph

Grouped by Energy Type

Energy Type	Use	Units	Meter Cost	Special Charges	Total Cost	Avg Unit Cost	% of Total Cost
Site: ALTA VISTA ELEMENTAR - ALTA VISTA ELEMENTAR							
Electricity	22,500	KWH	\$2,926.45	\$0.00	\$2,926.45	0.1301	67.34%
Natural Gas	1,407	CCF	\$778.99	\$0.00	\$778.99	0.5537	17.93%
Water	205	CCF	\$461.28	\$0.00	\$461.28	2.2501	10.61%
Sewer	92	CCF	\$179.08	\$0.00	\$179.08	1.9465	4.12%
Total Cost:			\$4,345.80	\$0.00	\$4,345.80		



Filters: Cost Center Name Not Equal To DoNotReport; Billing Period Equal To 201011

# elpaso

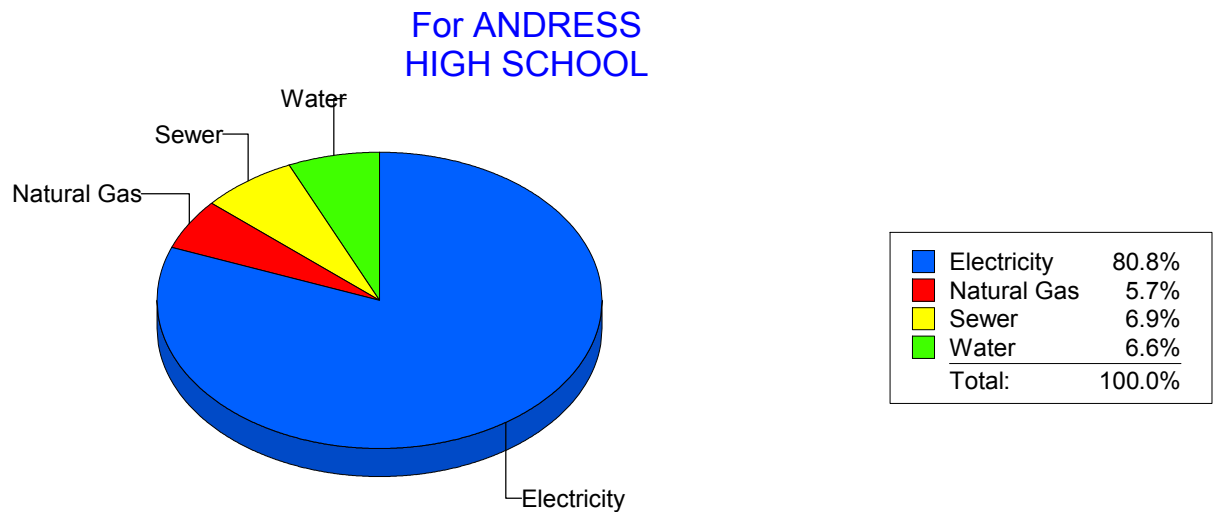
Energy CAP

Cost Avoidance Program

## Cost Summary Graph

Grouped by Energy Type

Energy Type	Use	Units	Meter Cost	Special Charges	Total Cost	Avg Unit Cost	% of Total Cost
Site: ANDRESS HIGH SCHOOL - ANDRESS HIGH SCHOOL							
Electricity	199,572	KWH	\$19,691.12	\$0.00	\$19,691.12	0.0987	80.82%
Natural Gas	2,526	CCF	\$1,382.12	\$0.00	\$1,382.12	0.5472	5.67%
Water	1,023	CCF	\$1,608.54	\$0.00	\$1,608.54	1.5724	6.60%
Sewer	1,217	CCF	\$1,683.20	\$0.00	\$1,683.20	1.3831	6.91%
Total Cost:			\$24,364.98	\$0.00	\$24,364.98		



Filters: Cost Center Name Not Equal To DoNotReport; Billing Period Equal To 201011

**elpaso**

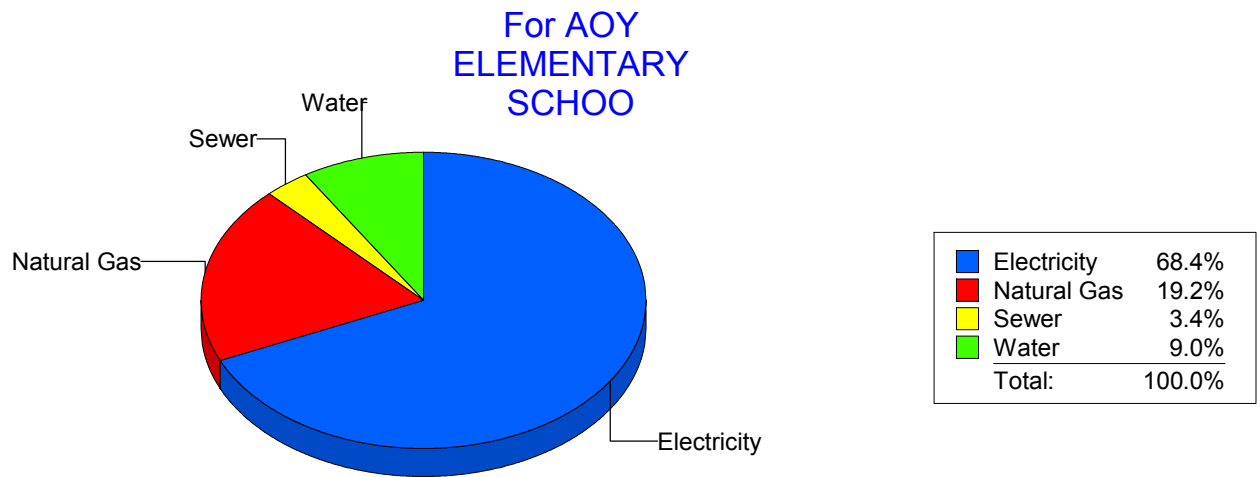
Energy CAP

Cost Avoidance Program

**Cost Summary Graph**

Grouped by Energy Type

Energy Type	Use	Units	Meter Cost	Special Charges	Total Cost	Avg Unit Cost	% of Total Cost
Site: AOY ELEMENTARY SCHOO - AOY ELEMENTARY SCHOO							
Electricity	58,526	KWH	\$7,212.39	\$0.00	\$7,212.39	0.1232	68.41%
Natural Gas	3,870	CCF	\$2,028.01	\$0.00	\$2,028.01	0.5240	19.23%
Water	219	CCF	\$945.08	\$0.00	\$945.08	4.3154	8.96%
Sewer	76	CCF	\$357.95	\$0.00	\$357.95	4.7099	3.40%
Total Cost:			\$10,543.43	\$0.00	\$10,543.43		



Filters: Cost Center Name Not Equal To DoNotReport; Billing Period Equal To 201011

**elpaso**

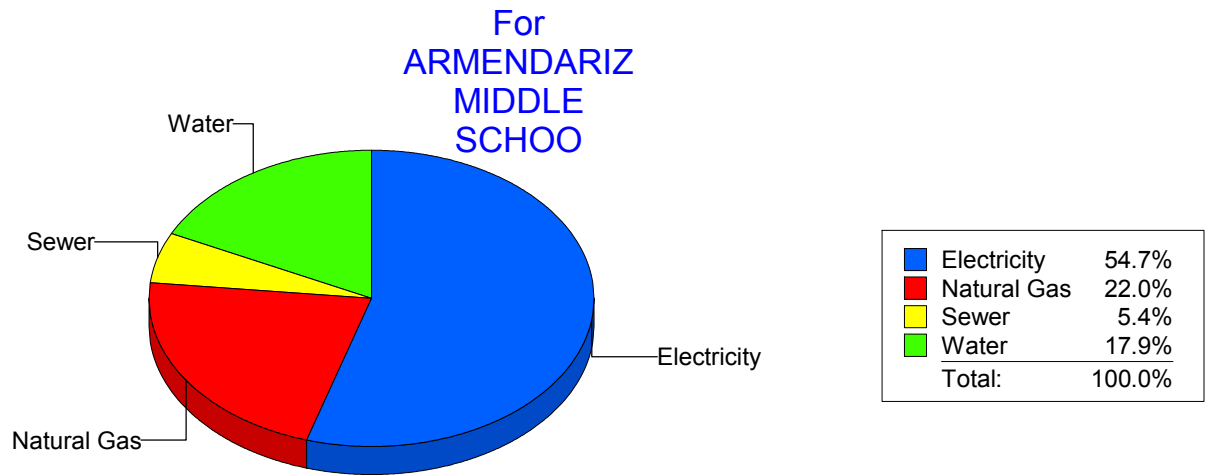
Energy CAP

Cost Avoidance Program

**Cost Summary Graph**

Grouped by Energy Type

Energy Type	Use	Units	Meter Cost	Special Charges	Total Cost	Avg Unit Cost	% of Total Cost
Site: ARMENDARIZ MIDDLE SCHOO - ARMENDARIZ MIDDLE SCHOO							
Electricity	61,500	KWH	\$4,869.88	\$0.00	\$4,869.88	0.0792	54.71%
Natural Gas	3,796	CCF	\$1,958.43	\$0.00	\$1,958.43	0.5159	22.00%
Water	595	CCF	\$1,589.26	\$0.00	\$1,589.26	2.6710	17.85%
Sewer	214	CCF	\$483.73	\$0.00	\$483.73	2.2604	5.43%
Total Cost:			\$8,901.30	\$0.00	\$8,901.30		



Filters: Cost Center Name Not Equal To DoNotReport; Billing Period Equal To 201011

# elpaso

Energy CAP

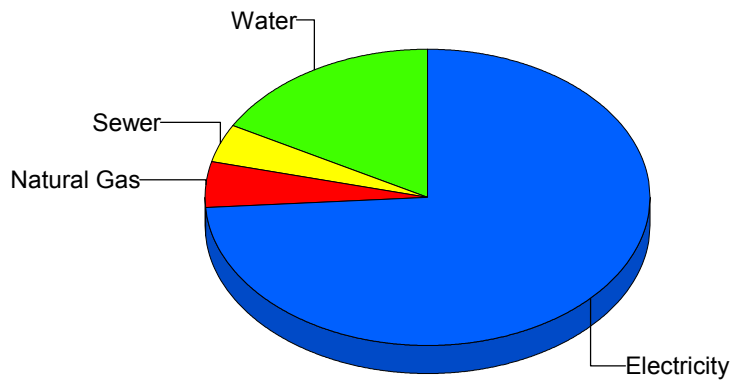
Cost Avoidance Program

## Cost Summary Graph

Grouped by Energy Type

Energy Type	Use	Units	Meter Cost	Special Charges	Total Cost	Avg Unit Cost	% of Total Cost
Site: AUSTIN HIGH SCHOOL - AUSTIN HIGH SCHOOL							
Electricity	200,113	KWH	\$18,664.67	\$0.00	\$18,664.67	0.0933	73.88%
Natural Gas	2,288	CCF	\$1,262.44	\$0.00	\$1,262.44	0.5518	5.00%
Water	1,364	CCF	\$4,292.58	\$0.00	\$4,292.58	3.1471	16.99%
Sewer	391	CCF	\$1,044.95	\$0.00	\$1,044.95	2.6725	4.14%
Total Cost:			\$25,264.64	\$0.00	\$25,264.64		

For AUSTIN  
HIGH SCHOOL



Electricity	73.9%
Natural Gas	5.0%
Sewer	4.1%
Water	17.0%
Total:	100.0%

Filters: Cost Center Name Not Equal To DoNotReport; Billing Period Equal To 201011

# elpaso

Energy CAP

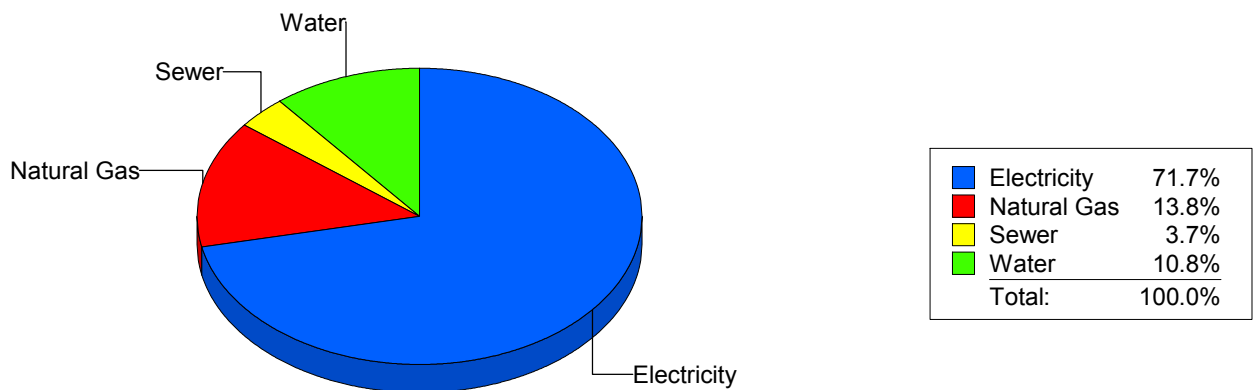
Cost Avoidance Program

## Cost Summary Graph

Grouped by Energy Type

Energy Type	Use	Units	Meter Cost	Special Charges	Total Cost	Avg Unit Cost	% of Total Cost
Site: BARRON - BARRON							
Electricity	49,580	KWH	\$6,180.77	\$0.00	\$6,180.77	0.1247	71.70%
Natural Gas	2,208	CCF	\$1,189.03	\$0.00	\$1,189.03	0.5385	13.79%
Water	172	CCF	\$927.73	\$0.00	\$927.73	5.3938	10.76%
Sewer	69	CCF	\$322.82	\$0.00	\$322.82	4.6786	3.74%
Total Cost:			\$8,620.35	\$0.00	\$8,620.35		

For BARRON



Filters: Cost Center Name Not Equal To DoNotReport; Billing Period Equal To 201011

# elpaso

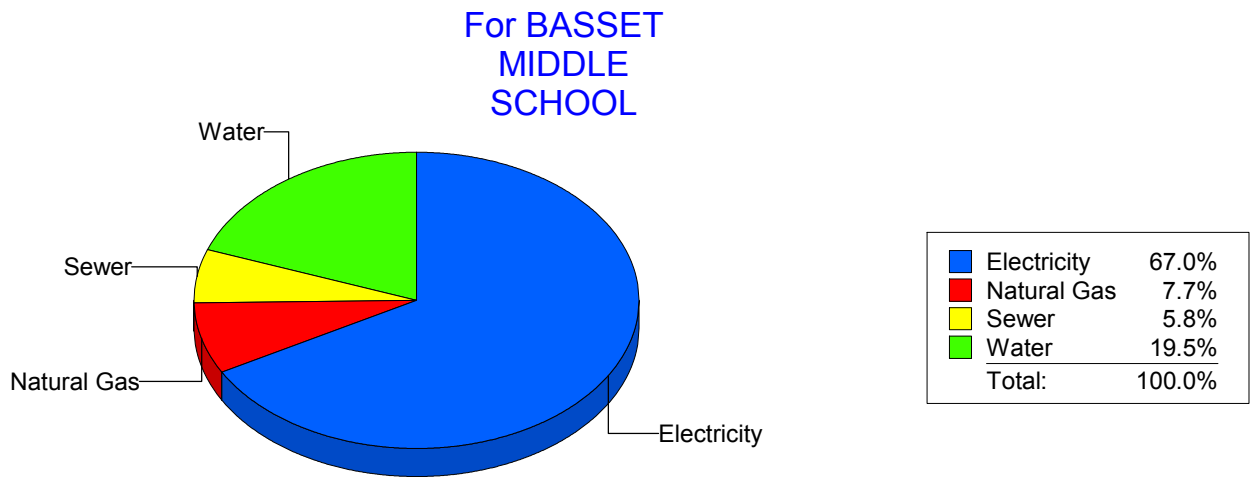
Energy CAP

Cost Avoidance Program

## Cost Summary Graph

Grouped by Energy Type

Energy Type	Use	Units	Meter Cost	Special Charges	Total Cost	Avg Unit Cost	% of Total Cost
Site: BASSET MIDDLE SCHOOL - BASSET MIDDLE SCHOOL							
Electricity	51,230	KWH	\$5,904.10	\$0.00	\$5,904.10	0.1152	67.02%
Natural Gas	1,142	CCF	\$678.71	\$0.00	\$678.71	0.5943	7.70%
Water	722	CCF	\$1,718.73	\$0.00	\$1,718.73	2.3805	19.51%
Sewer	292	CCF	\$508.45	\$0.00	\$508.45	1.7413	5.77%
Total Cost:			\$8,809.99	\$0.00	\$8,809.99		



Filters: Cost Center Name Not Equal To DoNotReport; Billing Period Equal To 201011



# elpaso

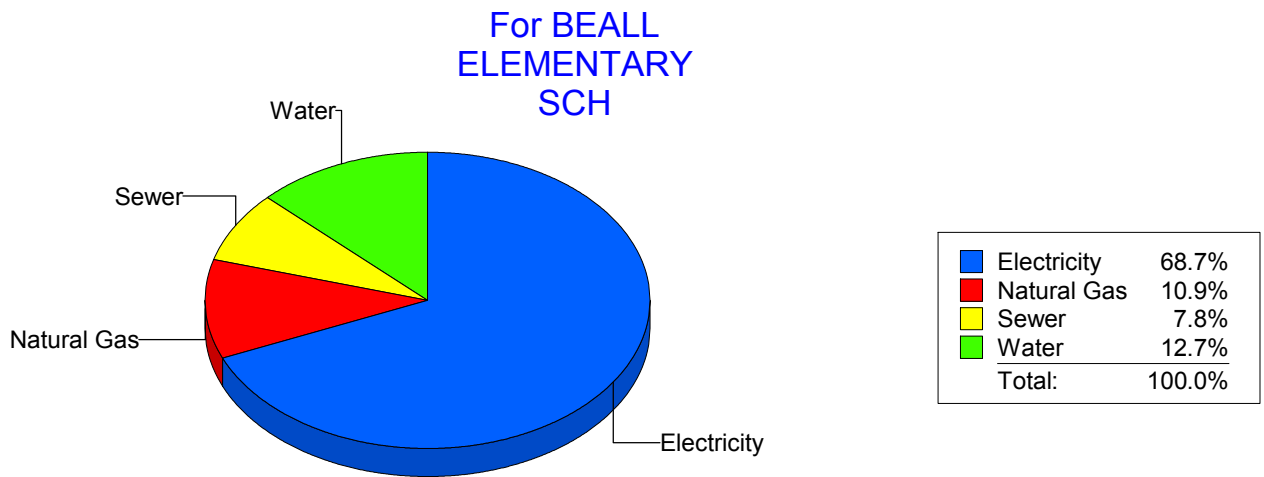
Energy CAP

Cost Avoidance Program

## Cost Summary Graph

Grouped by Energy Type

Energy Type	Use	Units	Meter Cost	Special Charges	Total Cost	Avg Unit Cost	% of Total Cost
Site: BEALL ELEMENTARY SCH - BEALL ELEMENTARY SCH							
Electricity	19,280	KWH	\$2,174.13	\$0.00	\$2,174.13	0.1128	68.68%
Natural Gas	614	CCF	\$345.06	\$0.00	\$345.06	0.5620	10.90%
Water	162	CCF	\$401.04	\$0.00	\$401.04	2.4756	12.67%
Sewer	85	CCF	\$245.56	\$0.00	\$245.56	2.8889	7.76%
Total Cost:			\$3,165.79	\$0.00	\$3,165.79		



Filters: Cost Center Name Not Equal To DoNotReport; Billing Period Equal To 201011

**el Paso**

Energy CAP

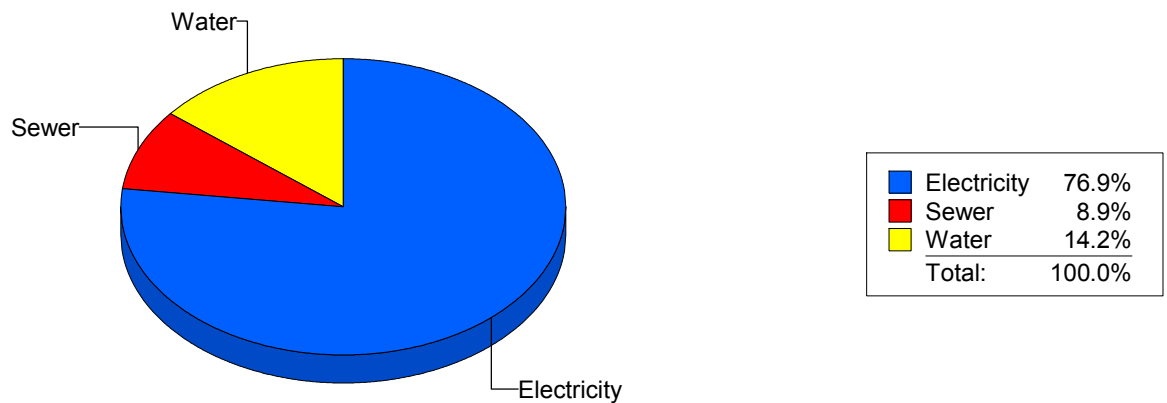
Cost Avoidance Program

**Cost Summary Graph**

Grouped by Energy Type

Energy Type	Use	Units	Meter Cost	Special Charges	Total Cost	Avg Unit Cost	% of Total Cost
<b>Site: BLISS ELEMENTARY - BLISS ELEMENTARY</b>							
Electricity	16,500	KWH	\$2,058.57	\$0.00	\$2,058.57	0.1248	76.88%
Water	151	CCF	\$381.19	\$0.00	\$381.19	2.5244	14.24%
Sewer	79	CCF	\$237.94	\$0.00	\$237.94	3.0119	8.89%
<b>Total Cost:</b>			<b>\$2,677.70</b>	<b>\$0.00</b>	<b>\$2,677.70</b>		

For BLISS  
ELEMENTARY



*Filters: Cost Center Name Not Equal To DoNotReport; Billing Period Equal To 201011*

# elpaso

Energy CAP

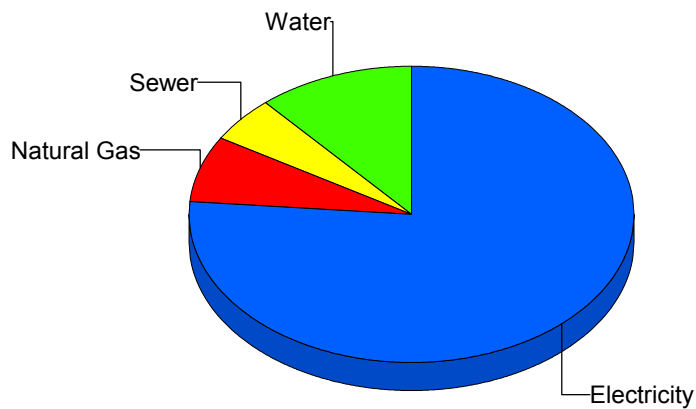
Cost Avoidance Program

## Cost Summary Graph

Grouped by Energy Type

Energy Type	Use	Units	Meter Cost	Special Charges	Total Cost	Avg Unit Cost	% of Total Cost
Site: BOND - BOND ELEMENTARY							
Electricity	34,833	KWH	\$5,335.32	\$0.00	\$5,335.32	0.1532	76.47%
Natural Gas	858	CCF	\$502.19	\$0.00	\$502.19	0.5853	7.20%
Water	349	CCF	\$802.84	\$0.00	\$802.84	2.3004	11.51%
Sewer	157	CCF	\$337.00	\$0.00	\$337.00	2.1465	4.83%
Total Cost:			\$6,977.35	\$0.00	\$6,977.35		

For BOND  
ELEMENTARY



Electricity	76.5%
Natural Gas	7.2%
Sewer	4.8%
Water	11.5%
Total:	100.0%

Filters: Cost Center Name Not Equal To DoNotReport; Billing Period Equal To 201011

# elpaso

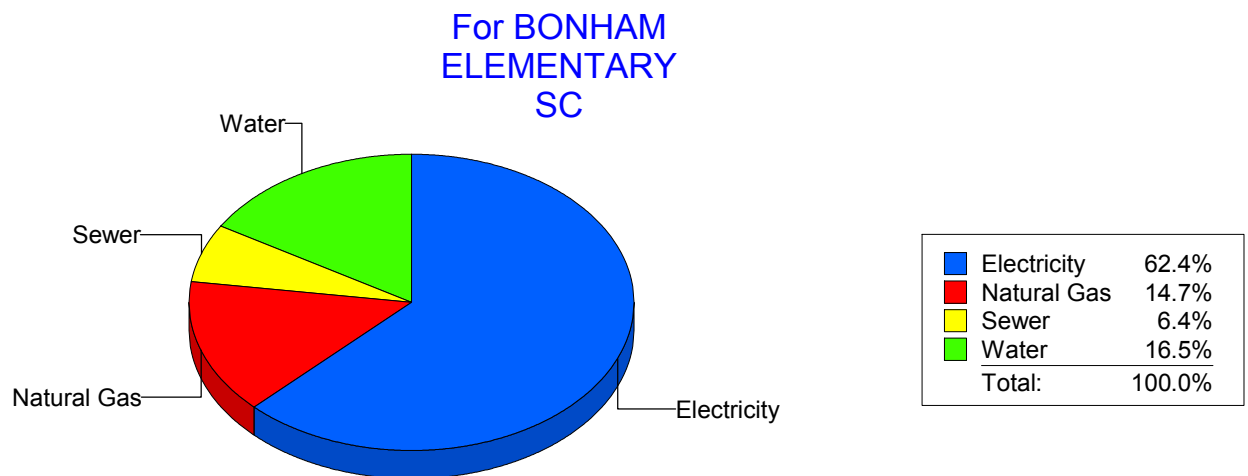
Energy CAP

Cost Avoidance Program

## Cost Summary Graph

Grouped by Energy Type

Energy Type	Use	Units	Meter Cost	Special Charges	Total Cost	Avg Unit Cost	% of Total Cost
Site: BONHAM ELEMENTARY SC - BONHAM ELEMENTARY SC							
Electricity	17,649	KWH	\$2,706.70	\$0.00	\$2,706.70	0.1534	62.41%
Natural Gas	1,126	CCF	\$637.09	\$0.00	\$637.09	0.5658	14.69%
Water	294	CCF	\$713.54	\$0.00	\$713.54	2.4270	16.45%
Sewer	124	CCF	\$279.31	\$0.00	\$279.31	2.2525	6.44%
Total Cost:			\$4,336.64	\$0.00	\$4,336.64		



Filters: Cost Center Name Not Equal To DoNotReport; Billing Period Equal To 201011

# elpaso

Energy CAP

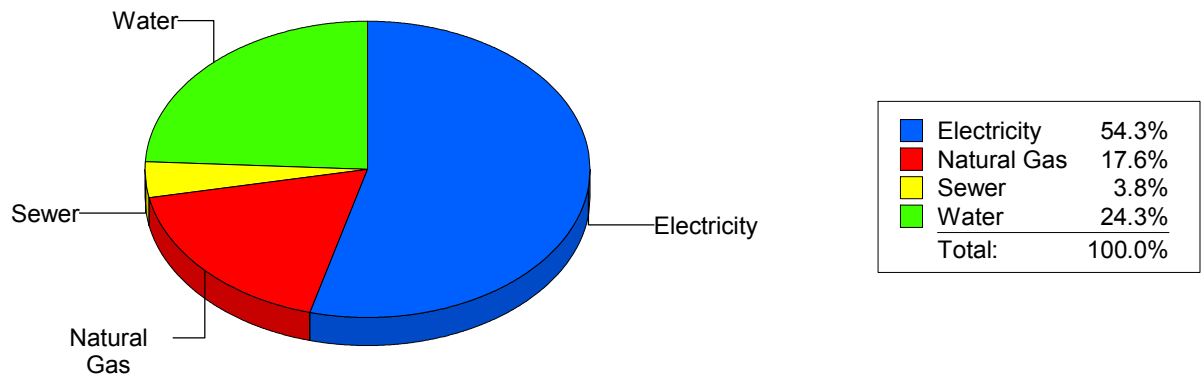
Cost Avoidance Program

## Cost Summary Graph

Grouped by Energy Type

Energy Type	Use	Units	Meter Cost	Special Charges	Total Cost	Avg Unit Cost	% of Total Cost
Site: BOWIE HIGH SCHOOL - BOWIE HIGH SCHOOL							
Electricity	245,126	KWH	\$14,194.00	\$0.00	\$14,194.00	0.0579	54.26%
Natural Gas	9,052	CCF	\$4,608.94	\$0.00	\$4,608.94	0.5092	17.62%
Water	4,572	CCF	\$6,356.35	\$0.00	\$6,356.35	1.3903	24.30%
Sewer	464	CCF	\$1,001.08	\$0.00	\$1,001.08	2.1575	3.83%
Total Cost:			\$26,160.37	\$0.00	\$26,160.37		

For BOWIE  
HIGH SCHOOL



Filters: Cost Center Name Not Equal To DoNotReport; Billing Period Equal To 201011

# elpaso

Energy CAP

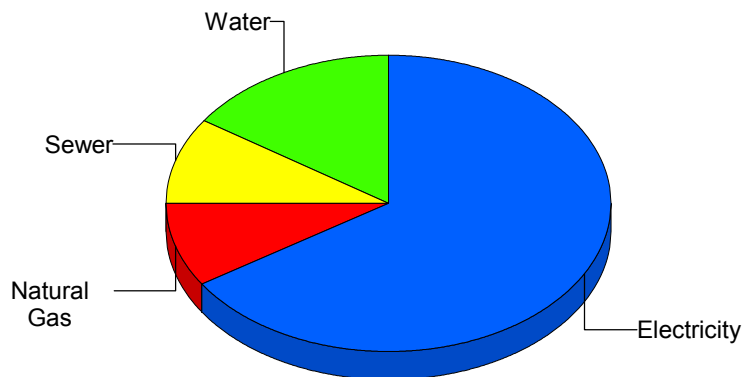
Cost Avoidance Program

## Cost Summary Graph

Grouped by Energy Type

Energy Type	Use	Units	Meter Cost	Special Charges	Total Cost	Avg Unit Cost	% of Total Cost
Site: BRADLEY ELEMENTARY - BRADLEY ELEMENTARY							
Electricity	22,200	KWH	\$2,678.37	\$0.00	\$2,678.37	0.1206	65.81%
Natural Gas	661	CCF	\$369.00	\$0.00	\$369.00	0.5582	9.07%
Water	262	CCF	\$633.83	\$0.00	\$633.83	2.4192	15.57%
Sewer	139	CCF	\$388.48	\$0.00	\$388.48	2.7948	9.55%
Total Cost:			\$4,069.68	\$0.00	\$4,069.68		

For BRADLEY  
ELEMENTARY



Electricity	65.8%
Natural Gas	9.1%
Sewer	9.5%
Water	15.6%
Total:	100.0%

Filters: Cost Center Name Not Equal To DoNotReport; Billing Period Equal To 201011

# elpaso

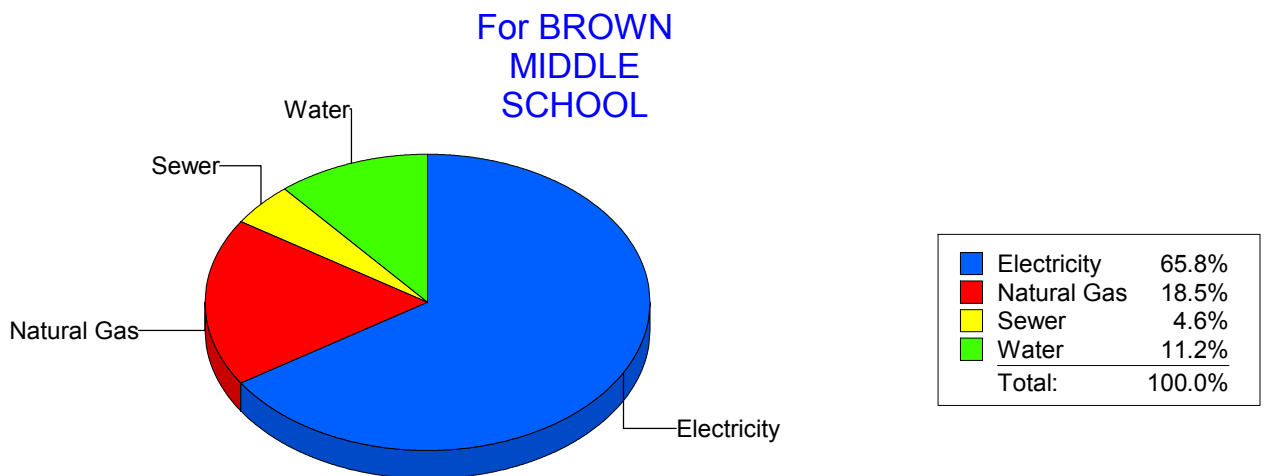
Energy CAP

Cost Avoidance Program

## Cost Summary Graph

Grouped by Energy Type

Energy Type	Use	Units	Meter Cost	Special Charges	Total Cost	Avg Unit Cost	% of Total Cost
Site: BROWN MIDDLE SCHOOL - BROWN MIDDLE SCHOOL							
Electricity	89,600	KWH	\$9,352.87	\$0.00	\$9,352.87	0.1044	65.76%
Natural Gas	5,134	CCF	\$2,626.59	\$0.00	\$2,626.59	0.5116	18.47%
Water	734	CCF	\$1,586.64	\$0.00	\$1,586.64	2.1616	11.16%
Sewer	350	CCF	\$656.45	\$0.00	\$656.45	1.8756	4.62%
Total Cost:			\$14,222.55	\$0.00	\$14,222.55		



Filters: Cost Center Name Not Equal To DoNotReport; Billing Period Equal To 201011

# elpaso

Energy CAP

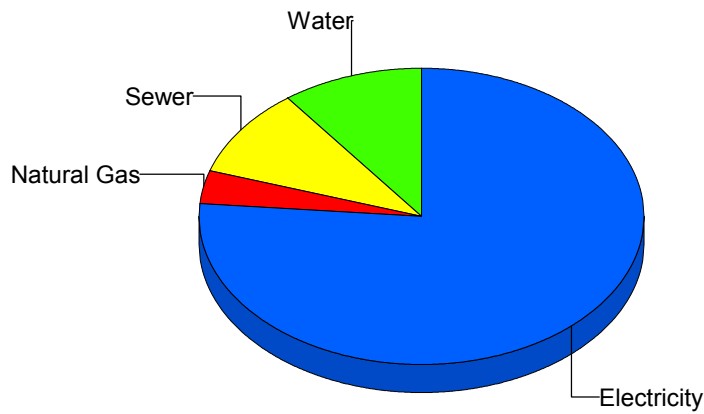
Cost Avoidance Program

## Cost Summary Graph

Grouped by Energy Type

Energy Type	Use	Units	Meter Cost	Special Charges	Total Cost	Avg Unit Cost	% of Total Cost
Site: BURGESS HIGH SCHOOL - BURGESS HIGH SCHOOL							
Electricity	90,743	KWH	\$10,215.70	\$0.00	\$10,215.70	0.1126	76.52%
Natural Gas	794	CCF	\$467.99	\$0.00	\$467.99	0.5894	3.51%
Water	708	CCF	\$1,361.00	\$0.00	\$1,361.00	1.9223	10.19%
Sewer	753	CCF	\$1,305.87	\$0.00	\$1,305.87	1.7342	9.78%
Total Cost:			\$13,350.56	\$0.00	\$13,350.56		

For BURGESS  
HIGH SCHOOL



Electricity	76.5%
Natural Gas	3.5%
Sewer	9.8%
Water	10.2%
Total:	100.0%

Filters: Cost Center Name Not Equal To DoNotReport; Billing Period Equal To 201011



# elpaso

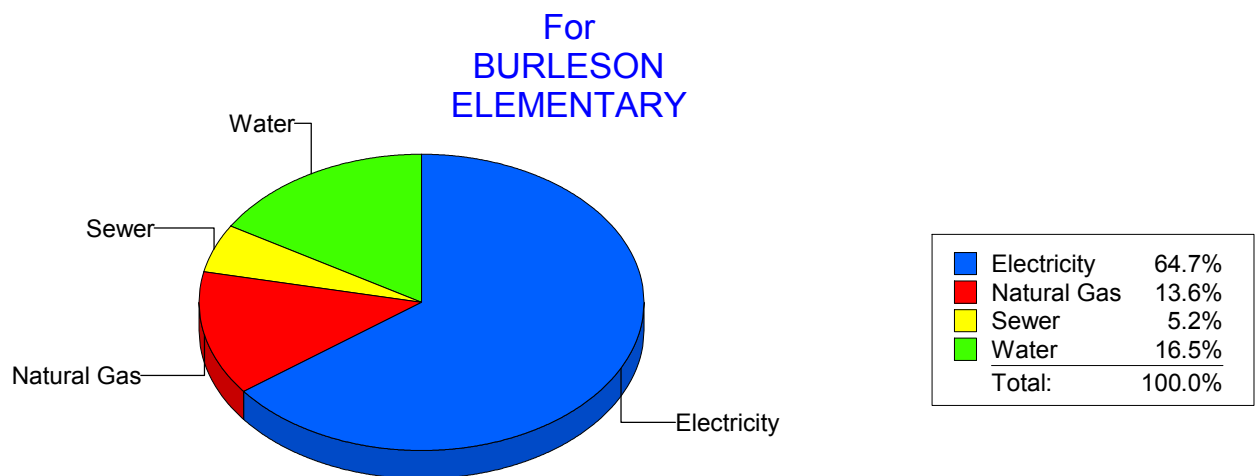
Energy CAP

Cost Avoidance Program

## Cost Summary Graph

Grouped by Energy Type

Energy Type	Use	Units	Meter Cost	Special Charges	Total Cost	Avg Unit Cost	% of Total Cost
Site: BURLESON ELEMENTARY - BURLESON ELEMENTARY							
Electricity	20,680	KWH	\$2,547.36	\$0.00	\$2,547.36	0.1232	64.71%
Natural Gas	808	CCF	\$534.35	\$0.00	\$534.35	0.6613	13.57%
Water	255	CCF	\$650.57	\$0.00	\$650.57	2.5513	16.53%
Sewer	63	CCF	\$204.49	\$0.00	\$204.49	3.2459	5.19%
Total Cost:			\$3,936.77	\$0.00	\$3,936.77		



Filters: Cost Center Name Not Equal To DoNotReport; Billing Period Equal To 201011

# el Paso

Energy CAP

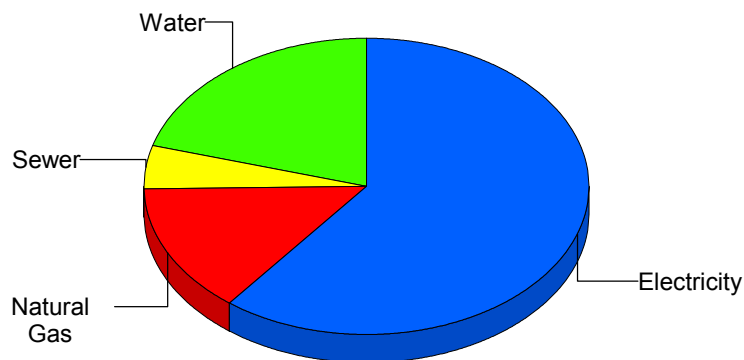
Cost Avoidance Program

## Cost Summary Graph

Grouped by Energy Type

Energy Type	Use	Units	Meter Cost	Special Charges	Total Cost	Avg Unit Cost	% of Total Cost
Site: BURNET ELEMENTARY - BURNET ELEMENTARY							
Electricity	19,584	KWH	\$2,569.60	\$0.00	\$2,569.60	0.1312	60.47%
Natural Gas	1,068	CCF	\$607.96	\$0.00	\$607.96	0.5693	14.31%
Water	326	CCF	\$876.34	\$0.00	\$876.34	2.6882	20.62%
Sewer	105	CCF	\$195.59	\$0.00	\$195.59	1.8628	4.60%
Total Cost:			\$4,249.49	\$0.00	\$4,249.49		

For BURNET  
ELEMENTARY



Electricity	60.5%
Natural Gas	14.3%
Sewer	4.6%
Water	20.6%
Total:	100.0%

Filters: Cost Center Name Not Equal To DoNotReport; Billing Period Equal To 201011

elpaso

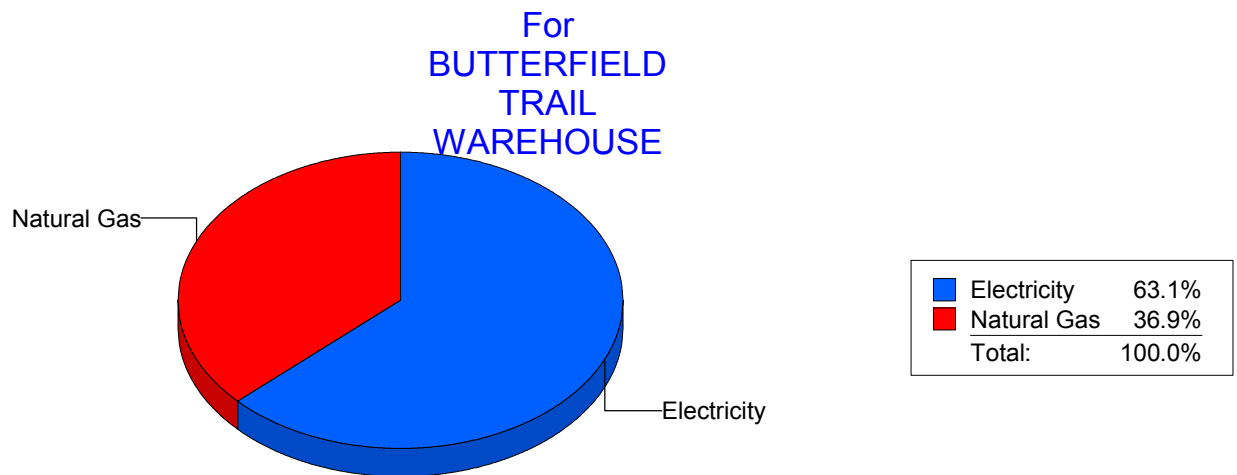
Energy CAP

Cost Avoidance Program

## Cost Summary Graph

Grouped by Energy Type

Energy Type	Use	Units	Meter Cost	Special Charges	Total Cost	Avg Unit Cost	% of Total Cost
Site: BUTTERFIELDTRAILWAREHOUSE - BUTTERFIELD TRAIL WAREHOUSE							
Electricity	2,900	KWH	\$382.37	\$0.00	\$382.37	0.1319	63.07%
Natural Gas	381	CCF	\$223.89	\$0.00	\$223.89	0.5876	36.93%
Total Cost:			\$606.26	\$0.00	\$606.26		



Filters: Cost Center Name Not Equal To DoNotReport; Billing Period Equal To 201011

# el Paso

Energy CAP

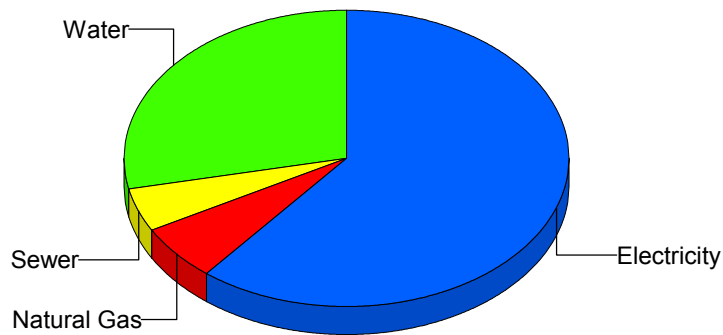
Cost Avoidance Program

## Cost Summary Graph

Grouped by Energy Type

Energy Type	Use	Units	Meter Cost	Special Charges	Total Cost	Avg Unit Cost	% of Total Cost
Site: CANYON HILLS MIDDLE - CANYON HILLS MIDDLE							
Electricity	47,235	KWH	\$6,701.25	\$0.00	\$6,701.25	0.1419	60.80%
Natural Gas	1,175	CCF	\$664.32	\$0.00	\$664.32	0.5654	6.03%
Water	676	CCF	\$3,130.49	\$0.00	\$3,130.49	4.6309	28.40%
Sewer	84	CCF	\$525.50	\$0.00	\$525.50	6.2560	4.77%
Total Cost:			\$11,021.56	\$0.00	\$11,021.56		

For CANYON  
HILLS MIDDLE



Electricity	60.8%
Natural Gas	6.0%
Sewer	4.8%
Water	28.4%
Total:	100.0%

Filters: Cost Center Name Not Equal To DoNotReport; Billing Period Equal To 201011

# elpaso

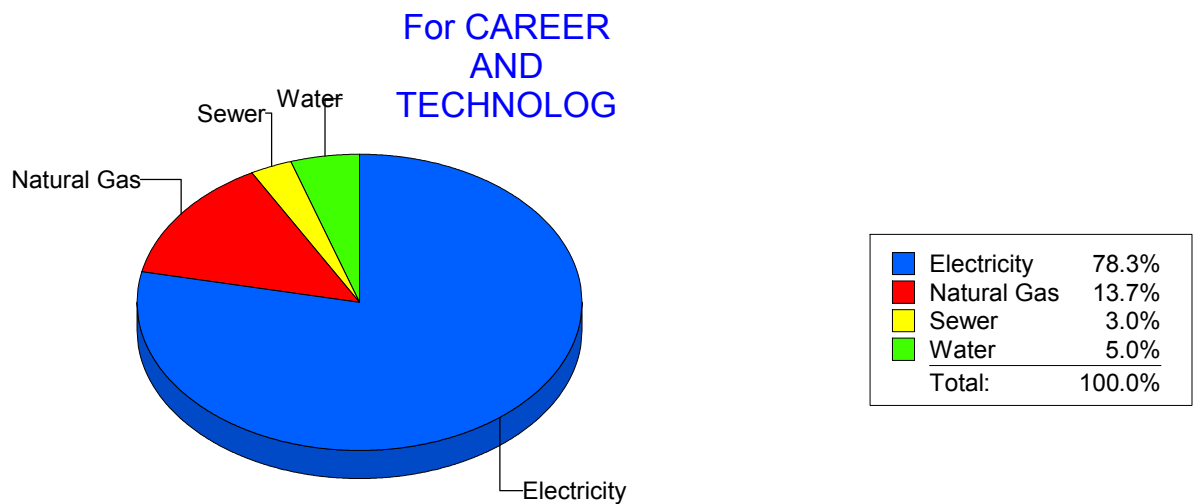
Energy CAP

Cost Avoidance Program

## Cost Summary Graph

Grouped by Energy Type

Energy Type	Use	Units	Meter Cost	Special Charges	Total Cost	Avg Unit Cost	% of Total Cost
Site: CAREER AND TECHNOLOG - CAREER AND TECHNOLOG							
Electricity	85,360	KWH	\$9,835.08	\$0.00	\$9,835.08	0.1152	78.35%
Natural Gas	3,311	CCF	\$1,716.24	\$0.00	\$1,716.24	0.5183	13.67%
Water	268	CCF	\$626.68	\$0.00	\$626.68	2.3384	4.99%
Sewer	148	CCF	\$375.05	\$0.00	\$375.05	2.5341	2.99%
Total Cost:			\$12,553.05	\$0.00	\$12,553.05		



Filters: Cost Center Name Not Equal To DoNotReport; Billing Period Equal To 201011

# elpaso

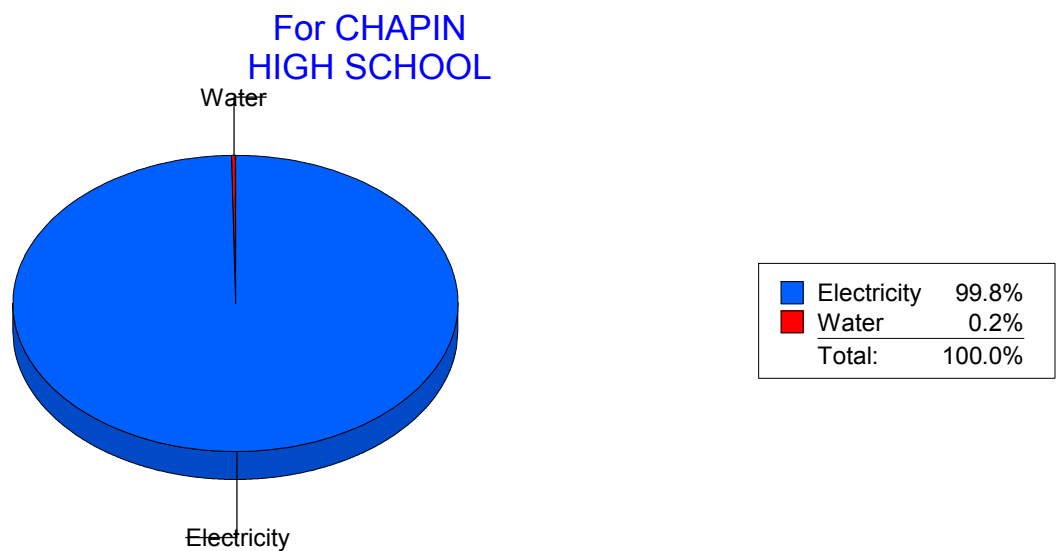
Energy CAP

Cost Avoidance Program

## Cost Summary Graph

Grouped by Energy Type

Energy Type	Use	Units	Meter Cost	Special Charges	Total Cost	Avg Unit Cost	% of Total Cost
Site: CHAPIN HIGH SCHOOL - CHAPIN HIGH SCHOOL							
Electricity	163,598	KWH	\$22,017.61	\$0.00	\$22,017.61	0.1346	99.80%
Water	0	CCF	\$43.66	\$0.00	\$43.66	0.0000	0.20%
Total Cost:			\$22,061.27	\$0.00	\$22,061.27		



Filters: Cost Center Name Not Equal To DoNotReport; Billing Period Equal To 201011

# elpaso

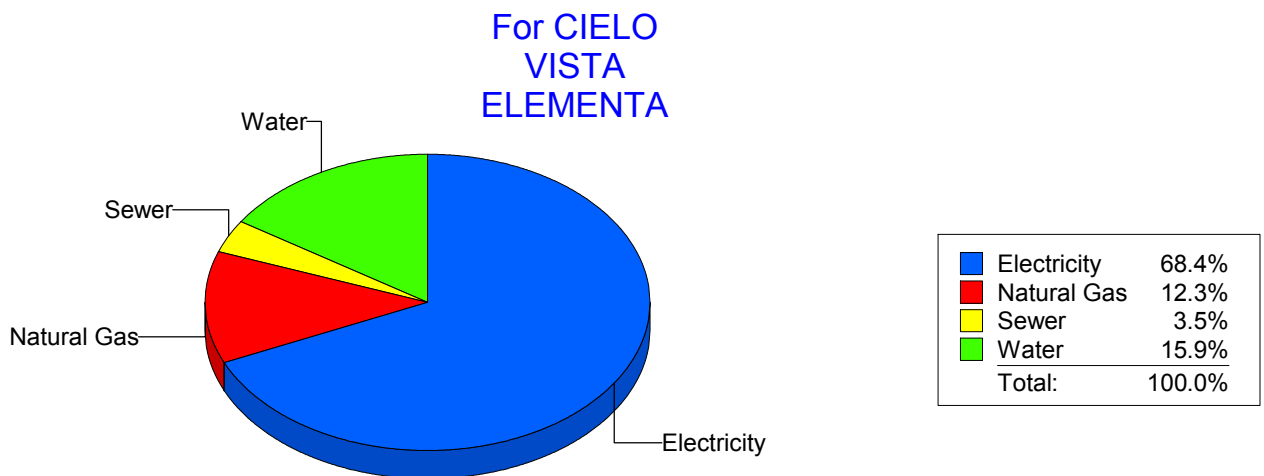
Energy CAP

Cost Avoidance Program

## Cost Summary Graph

Grouped by Energy Type

Energy Type	Use	Units	Meter Cost	Special Charges	Total Cost	Avg Unit Cost	% of Total Cost
Site: CIELO VISTA ELEMENTA - CIELO VISTA ELEMENTA							
Electricity	34,920	KWH	\$4,874.30	\$0.00	\$4,874.30	0.1396	68.37%
Natural Gas	1,595	CCF	\$876.94	\$0.00	\$876.94	0.5498	12.30%
Water	362	CCF	\$1,130.33	\$0.00	\$1,130.33	3.1225	15.85%
Sewer	87	CCF	\$248.10	\$0.00	\$248.10	2.8517	3.48%
Total Cost:			\$7,129.67	\$0.00	\$7,129.67		



Filters: Cost Center Name Not Equal To DoNotReport; Billing Period Equal To 201011

# elpaso

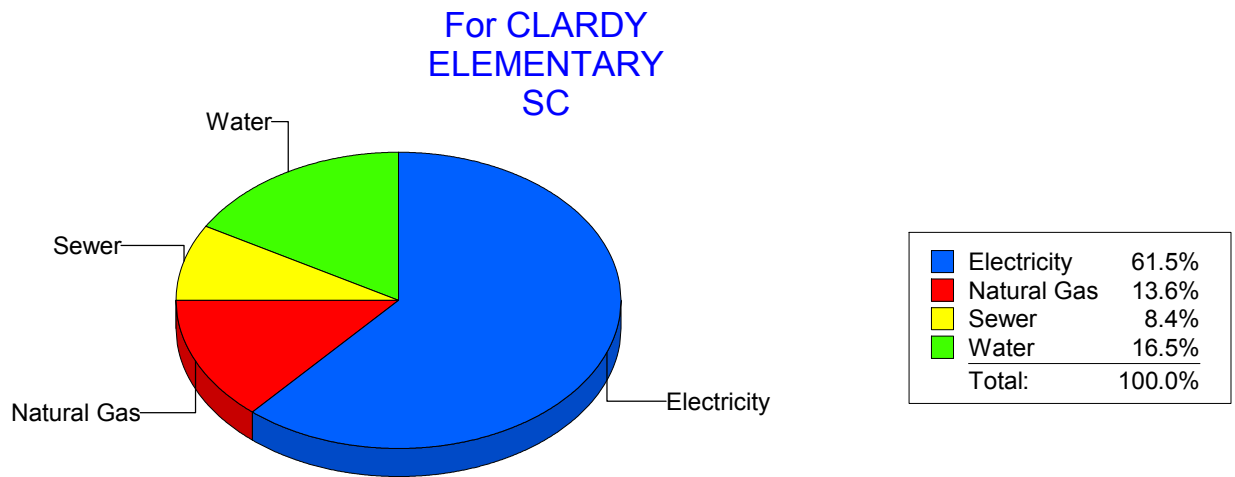
Energy CAP

Cost Avoidance Program

## Cost Summary Graph

Grouped by Energy Type

Energy Type	Use	Units	Meter Cost	Special Charges	Total Cost	Avg Unit Cost	% of Total Cost
Site: CLARDY ELEMENTARY SC - CLARDY ELEMENTARY SC							
Electricity	25,807	KWH	\$3,326.98	\$0.00	\$3,326.98	0.1289	61.49%
Natural Gas	1,316	CCF	\$736.17	\$0.00	\$736.17	0.5594	13.61%
Water	400	CCF	\$894.57	\$0.00	\$894.57	2.2364	16.53%
Sewer	199	CCF	\$452.58	\$0.00	\$452.58	2.2743	8.37%
Total Cost:			\$5,410.30	\$0.00	\$5,410.30		



Filters: Cost Center Name Not Equal To DoNotReport; Billing Period Equal To 201011



# elpaso

Energy CAP

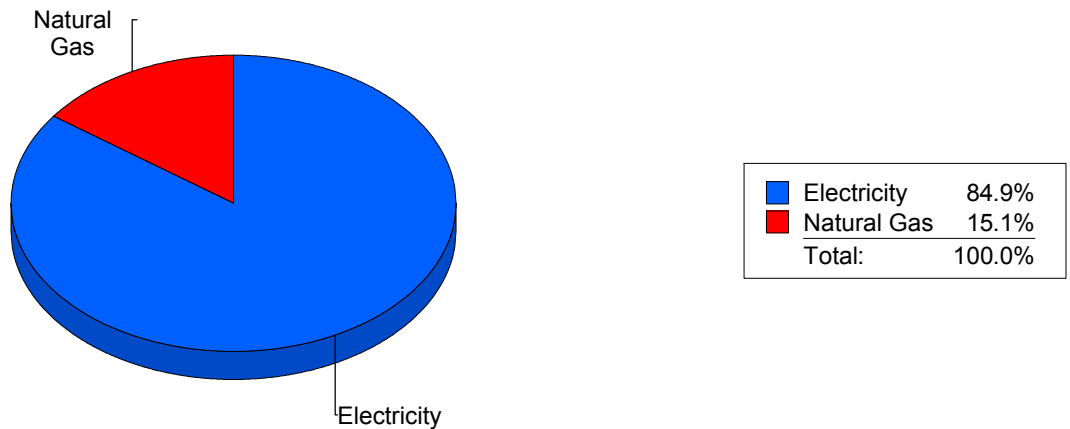
Cost Avoidance Program

## Cost Summary Graph

Grouped by Energy Type

Energy Type	Use	Units	Meter Cost	Special Charges	Total Cost	Avg Unit Cost	% of Total Cost
Site: CLENDININ - CLENDININ							
Electricity	35,750	KWH	\$4,625.80	\$0.00	\$4,625.80	0.1294	84.94%
Natural Gas	1,546	CCF	\$819.99	\$0.00	\$819.99	0.5304	15.06%
Total Cost:			\$5,445.79	\$0.00	\$5,445.79		

For CLENDININ



Filters: Cost Center Name Not Equal To DoNotReport; Billing Period Equal To 201011

# elpaso

Energy CAP

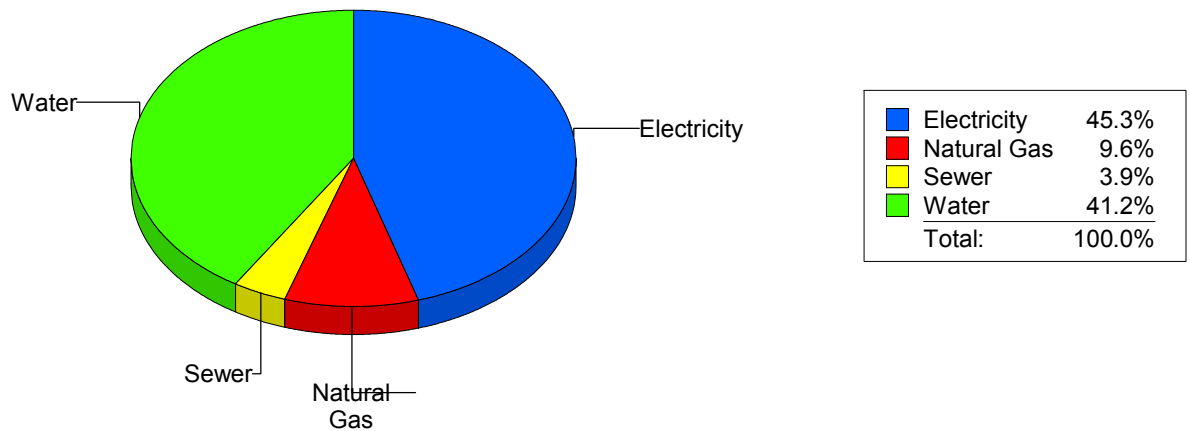
Cost Avoidance Program

## Cost Summary Graph

Grouped by Energy Type

Energy Type	Use	Units	Meter Cost	Special Charges	Total Cost	Avg Unit Cost	% of Total Cost
Site: COLDWELL INTERMEDIAT - COLDWELL INTERMEDIAT							
Electricity	22,787	KWH	\$2,603.69	\$0.00	\$2,603.69	0.1143	45.32%
Natural Gas	956	CCF	\$551.22	\$0.00	\$551.22	0.5766	9.60%
Water	581	CCF	\$2,366.41	\$0.00	\$2,366.41	4.0730	41.19%
Sewer	88	CCF	\$223.48	\$0.00	\$223.48	2.5395	3.89%
Total Cost:			\$5,744.80	\$0.00	\$5,744.80		

For  
COLDWELL  
INTERMEDIAT



Filters: Cost Center Name Not Equal To DoNotReport; Billing Period Equal To 201011

# elpaso

Energy CAP

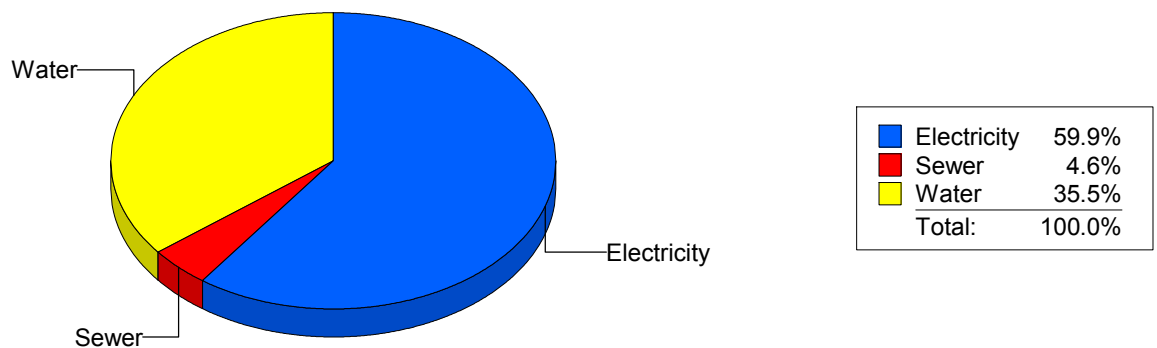
Cost Avoidance Program

## Cost Summary Graph

Grouped by Energy Type

Energy Type	Use	Units	Meter Cost	Special Charges	Total Cost	Avg Unit Cost	% of Total Cost
Site: COLLINS ELEMENTARY - COLLINS ELEMENTARY							
Electricity	38,090	KWH	\$4,829.38	\$0.00	\$4,829.38	0.1268	59.94%
Water	793	CCF	\$2,856.79	\$0.00	\$2,856.79	3.6025	35.46%
Sewer	184	CCF	\$371.29	\$0.00	\$371.29	2.0179	4.61%
Total Cost:			\$8,057.46	\$0.00	\$8,057.46		

For COLLINS  
ELEMENTARY



Filters: Cost Center Name Not Equal To DoNotReport; Billing Period Equal To 201011

# elpaso

Energy CAP

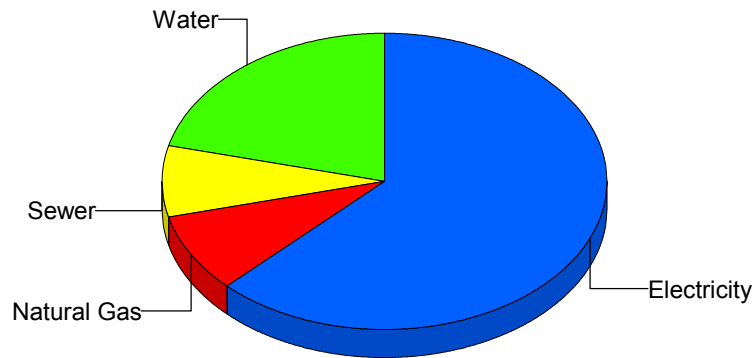
Cost Avoidance Program

## Cost Summary Graph

Grouped by Energy Type

Energy Type	Use	Units	Meter Cost	Special Charges	Total Cost	Avg Unit Cost	% of Total Cost
Site: COOLEY ELEMENTARY SC - COOLEY ELEMENTARY SC							
Electricity	41,200	KWH	\$5,060.35	\$0.00	\$5,060.35	0.1228	62.57%
Natural Gas	1,279	CCF	\$683.93	\$0.00	\$683.93	0.5347	8.46%
Water	500	CCF	\$1,715.10	\$0.00	\$1,715.10	3.4302	21.21%
Sewer	249	CCF	\$627.80	\$0.00	\$627.80	2.5213	7.76%
Total Cost:			\$8,087.18	\$0.00	\$8,087.18		

For COOLEY  
ELEMENTARY  
SC



Electricity	62.6%
Natural Gas	8.5%
Sewer	7.8%
Water	21.2%
Total:	100.0%

Filters: Cost Center Name Not Equal To DoNotReport; Billing Period Equal To 201011

# elpaso

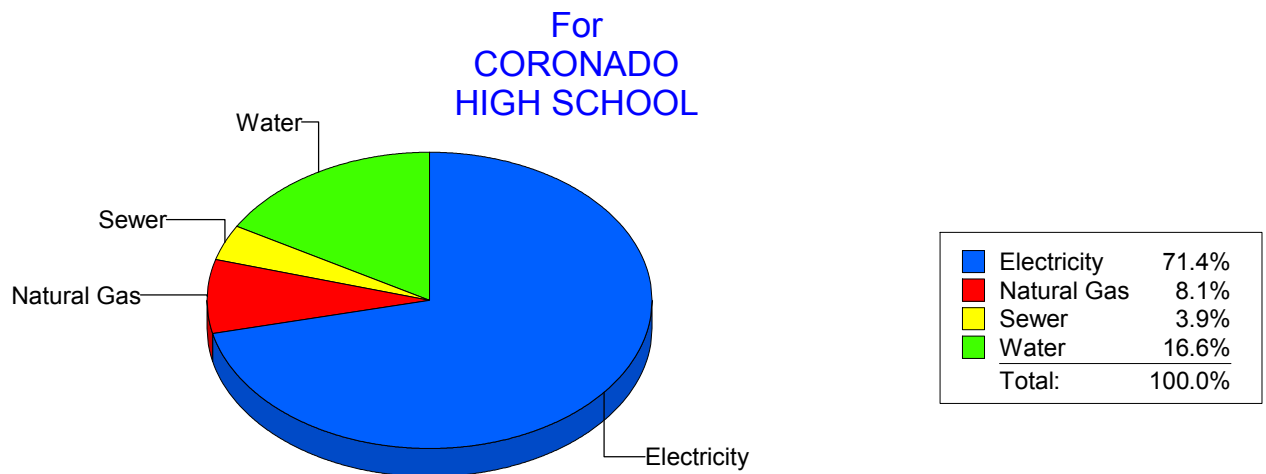
Energy CAP

Cost Avoidance Program

## Cost Summary Graph

Grouped by Energy Type

Energy Type	Use	Units	Meter Cost	Special Charges	Total Cost	Avg Unit Cost	% of Total Cost
Site: CORONADO HIGH SCHOOL - CORONADO HIGH SCHOOL							
Electricity	212,645	KWH	\$22,977.71	\$0.00	\$22,977.71	0.1081	71.39%
Natural Gas	4,968	CCF	\$2,603.71	\$0.00	\$2,603.71	0.5241	8.09%
Water	3,733	CCF	\$5,355.99	\$0.00	\$5,355.99	1.4348	16.64%
Sewer	752	CCF	\$1,249.45	\$0.00	\$1,249.45	1.6615	3.88%
Total Cost:			\$32,186.86	\$0.00	\$32,186.86		



Filters: Cost Center Name Not Equal To DoNotReport; Billing Period Equal To 201011

# elpaso

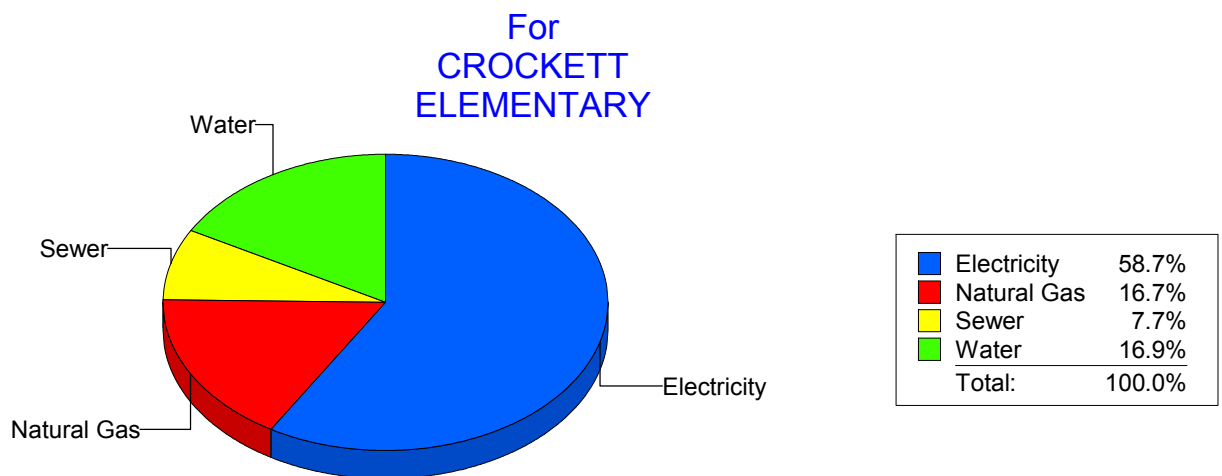
Energy CAP

Cost Avoidance Program

## Cost Summary Graph

Grouped by Energy Type

Energy Type	Use	Units	Meter Cost	Special Charges	Total Cost	Avg Unit Cost	% of Total Cost
Site: CROCKETT - CROCKETT ELEMENTARY							
Electricity	27,000	KWH	\$3,128.22	\$0.00	\$3,128.22	0.1159	58.69%
Natural Gas	1,681	CCF	\$888.78	\$0.00	\$888.78	0.5287	16.67%
Water	397	CCF	\$900.75	\$0.00	\$900.75	2.2689	16.90%
Sewer	227	CCF	\$412.77	\$0.00	\$412.77	1.8184	7.74%
Total Cost:			\$5,330.52	\$0.00	\$5,330.52		



Filters: Cost Center Name Not Equal To DoNotReport; Billing Period Equal To 201011

# elpaso

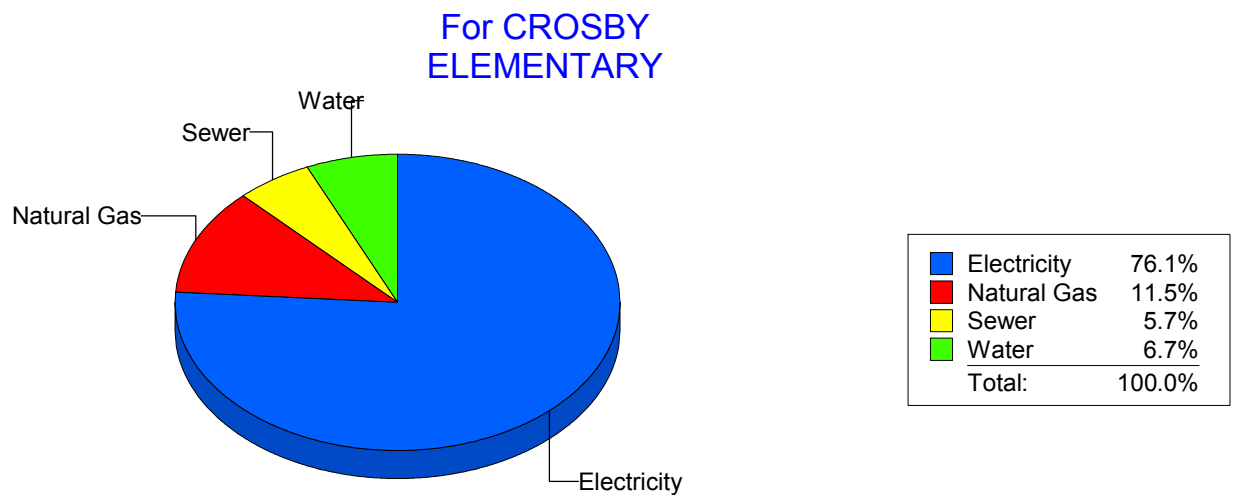
Energy CAP

Cost Avoidance Program

## Cost Summary Graph

Grouped by Energy Type

Energy Type	Use	Units	Meter Cost	Special Charges	Total Cost	Avg Unit Cost	% of Total Cost
Site: CROSBY ELEMENTARY - CROSBY ELEMENTARY							
Electricity	25,317	KWH	\$3,017.80	\$0.00	\$3,017.80	0.1192	76.13%
Natural Gas	768	CCF	\$456.91	\$0.00	\$456.91	0.5949	11.53%
Water	96	CCF	\$264.46	\$0.00	\$264.46	2.7548	6.67%
Sewer	79	CCF	\$224.81	\$0.00	\$224.81	2.8457	5.67%
Total Cost:			\$3,963.98	\$0.00	\$3,963.98		



Filters: Cost Center Name Not Equal To DoNotReport; Billing Period Equal To 201011

# elpaso

Energy CAP

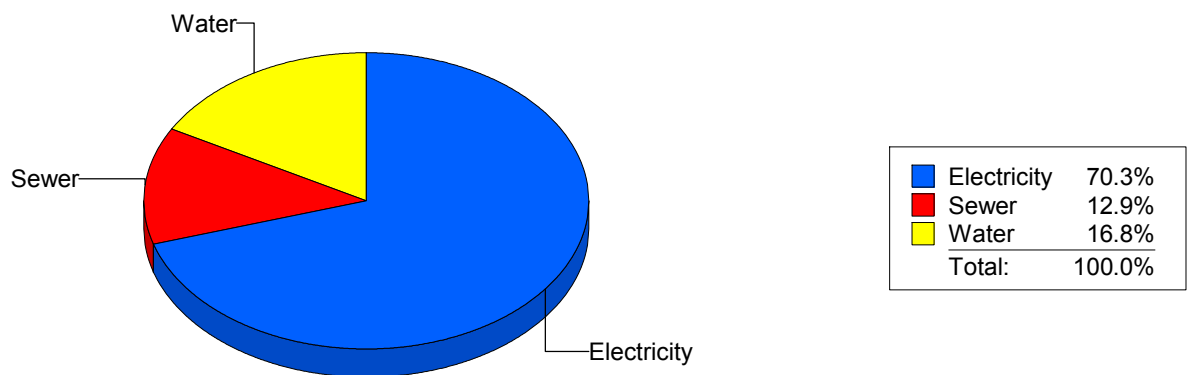
Cost Avoidance Program

## Cost Summary Graph

Grouped by Energy Type

Energy Type	Use	Units	Meter Cost	Special Charges	Total Cost	Avg Unit Cost	% of Total Cost
Site: DELTA ACADEMY - DELTA ACADEMY							
Electricity		53 KWH	\$166.19	\$0.00	\$166.19	3.1357	70.27%
Water		15 CCF	\$39.84	\$0.00	\$39.84	2.6560	16.85%
Sewer		12 CCF	\$30.46	\$0.00	\$30.46	2.5383	12.88%
Total Cost:			\$236.49	\$0.00	\$236.49		

For DELTA  
ACADEMY



Filters: Cost Center Name Not Equal To DoNotReport; Billing Period Equal To 201011



# elpaso

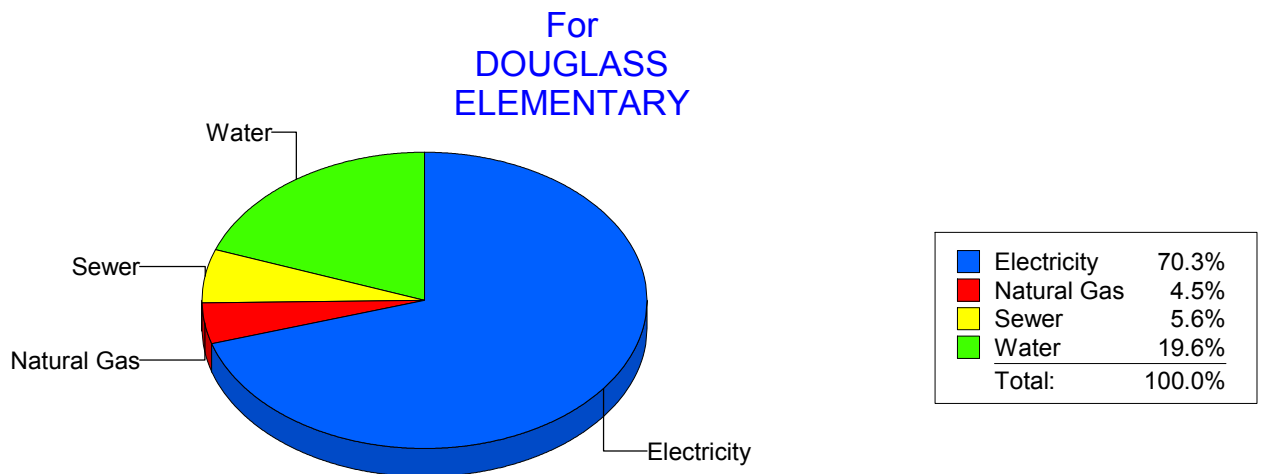
Energy CAP

Cost Avoidance Program

## Cost Summary Graph

Grouped by Energy Type

Energy Type	Use	Units	Meter Cost	Special Charges	Total Cost	Avg Unit Cost	% of Total Cost
Site: DOUGLASS ELEMENTARY - DOUGLASS ELEMENTARY							
Electricity	36,898	KWH	\$3,875.68	\$0.00	\$3,875.68	0.1050	70.29%
Natural Gas	378	CCF	\$249.98	\$0.00	\$249.98	0.6613	4.53%
Water	325	CCF	\$1,079.41	\$0.00	\$1,079.41	3.3213	19.58%
Sewer	108	CCF	\$308.84	\$0.00	\$308.84	2.8596	5.60%
Total Cost:			\$5,513.91	\$0.00	\$5,513.91		



Filters: Cost Center Name Not Equal To DoNotReport; Billing Period Equal To 201011

# elpaso

Energy CAP

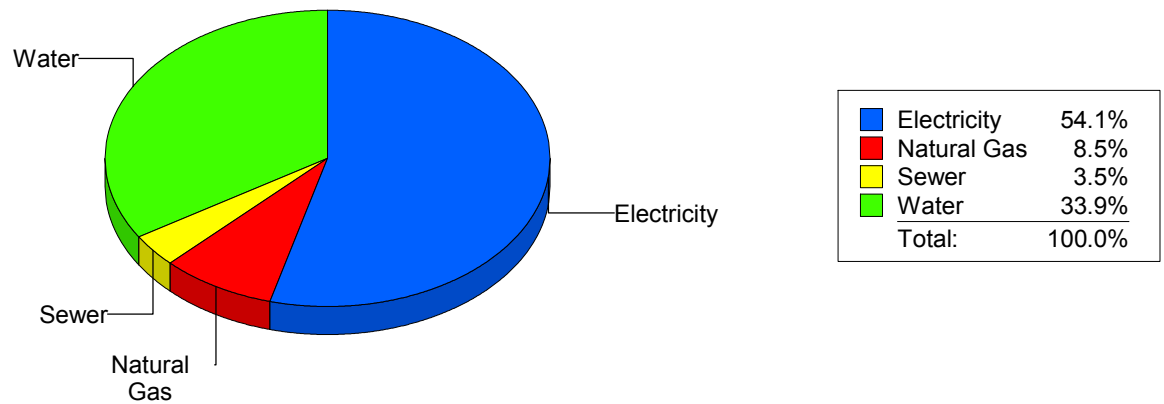
Cost Avoidance Program

## Cost Summary Graph

Grouped by Energy Type

Energy Type	Use	Units	Meter Cost	Special Charges	Total Cost	Avg Unit Cost	% of Total Cost
Site: DOWELL ELEMENTARY - DOWELL ELEMENTARY							
Electricity	17,139	KWH	\$2,442.66	\$0.00	\$2,442.66	0.1425	54.10%
Natural Gas	692	CCF	\$384.57	\$0.00	\$384.57	0.5557	8.52%
Water	691	CCF	\$1,528.77	\$0.00	\$1,528.77	2.2124	33.86%
Sewer	86	CCF	\$158.70	\$0.00	\$158.70	1.8453	3.52%
Total Cost:			\$4,514.70	\$0.00	\$4,514.70		

For DOWELL  
ELEMENTARY



Filters: Cost Center Name Not Equal To DoNotReport; Billing Period Equal To 201011

# elpaso

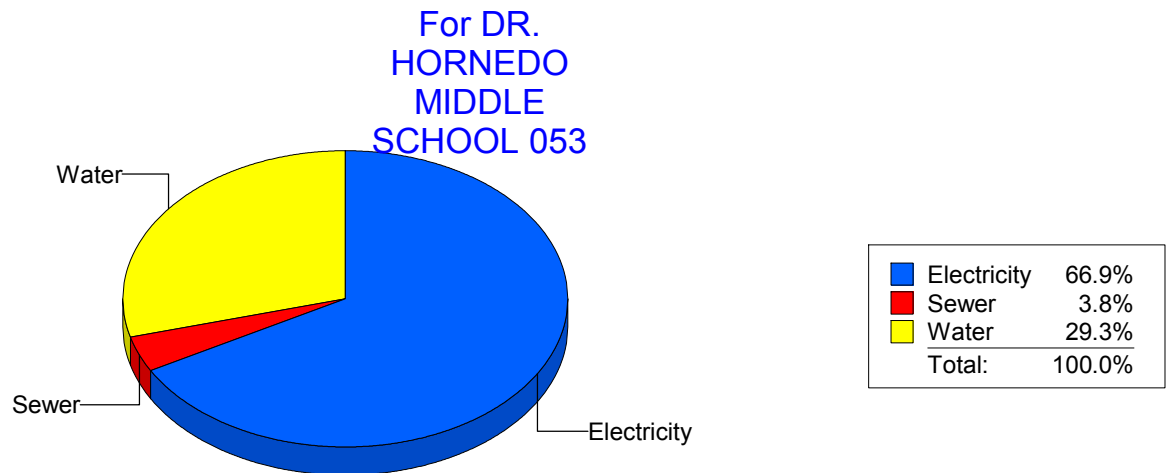
Energy CAP

Cost Avoidance Program

## Cost Summary Graph

Grouped by Energy Type

Energy Type	Use	Units	Meter Cost	Special Charges	Total Cost	Avg Unit Cost	% of Total Cost
Site: DRHORNEDOMIDDLESCHOOL - DR. HORNEDO MIDDLE SCHOOL 053							
Electricity	77,400	KWH	\$6,614.34	\$0.00	\$6,614.34	0.0855	66.91%
Water	702	CCF	\$2,892.42	\$0.00	\$2,892.42	4.1203	29.26%
Sewer	182	CCF	\$378.32	\$0.00	\$378.32	2.0787	3.83%
Total Cost:			\$9,885.08	\$0.00	\$9,885.08		



Filters: Cost Center Name Not Equal To DoNotReport; Billing Period Equal To 201011

## el Paso

Energy CAP

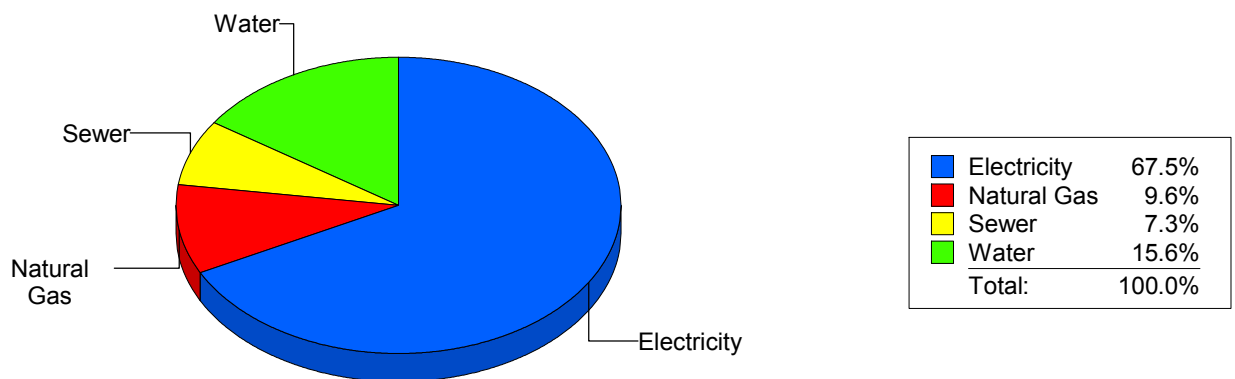
Cost Avoidance Program

### Cost Summary Graph

Grouped by Energy Type

Energy Type	Use	Units	Meter Cost	Special Charges	Total Cost	Avg Unit Cost	% of Total Cost
Site: DR. L.A. NIXON ELEME - DR. L.A. NIXON ELEME							
Electricity	35,360	KWH	\$4,598.09	\$0.00	\$4,598.09	0.1300	67.47%
Natural Gas	1,160	CCF	\$656.59	\$0.00	\$656.59	0.5660	9.63%
Water	427	CCF	\$1,065.73	\$0.00	\$1,065.73	2.4959	15.64%
Sewer	193	CCF	\$494.44	\$0.00	\$494.44	2.5619	7.26%
Total Cost:			\$6,814.85	\$0.00	\$6,814.85		

For DR. L.A.  
NIXON ELEME



Filters: Cost Center Name Not Equal To DoNotReport; Billing Period Equal To 201011

# elpaso

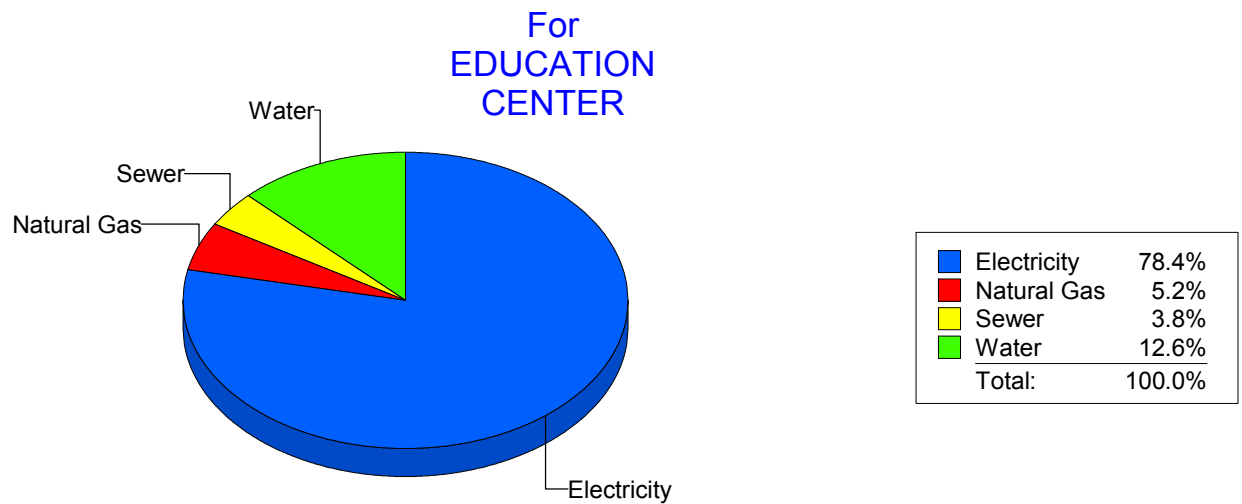
Energy CAP

Cost Avoidance Program

## Cost Summary Graph

Grouped by Energy Type

Energy Type	Use	Units	Meter Cost	Special Charges	Total Cost	Avg Unit Cost	% of Total Cost
Site: EDUCATION CENTER - EDUCATION CENTER							
Electricity	245,976	KWH	\$17,628.91	\$0.00	\$17,628.91	0.0717	78.41%
Natural Gas	2,249	CCF	\$1,178.23	\$0.00	\$1,178.23	0.5239	5.24%
Water	983	CCF	\$2,828.85	\$0.00	\$2,828.85	2.8778	12.58%
Sewer	373	CCF	\$847.52	\$0.00	\$847.52	2.2722	3.77%
Total Cost:			\$22,483.51	\$0.00	\$22,483.51		



Filters: Cost Center Name Not Equal To DoNotReport; Billing Period Equal To 201011

# elpaso

Energy CAP

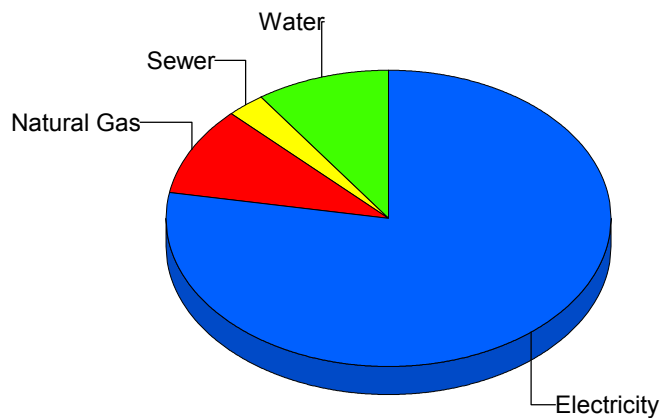
Cost Avoidance Program

## Cost Summary Graph

Grouped by Energy Type

Energy Type	Use	Units	Meter Cost	Special Charges	Total Cost	Avg Unit Cost	% of Total Cost
Site: EL PASO HIGH SCHOOL - EL PASO HIGH SCHOOL							
Electricity	159,870	KWH	\$19,475.88	\$0.00	\$19,475.88	0.1218	77.89%
Natural Gas	4,395	CCF	\$2,413.12	\$0.00	\$2,413.12	0.5491	9.65%
Water	629	CCF	\$2,439.36	\$0.00	\$2,439.36	3.8782	9.76%
Sewer	258	CCF	\$677.22	\$0.00	\$677.22	2.6249	2.71%
Total Cost:			\$25,005.58	\$0.00	\$25,005.58		

For EL PASO  
HIGH SCHOOL



Filters: Cost Center Name Not Equal To DoNotReport; Billing Period Equal To 201011

# elpaso

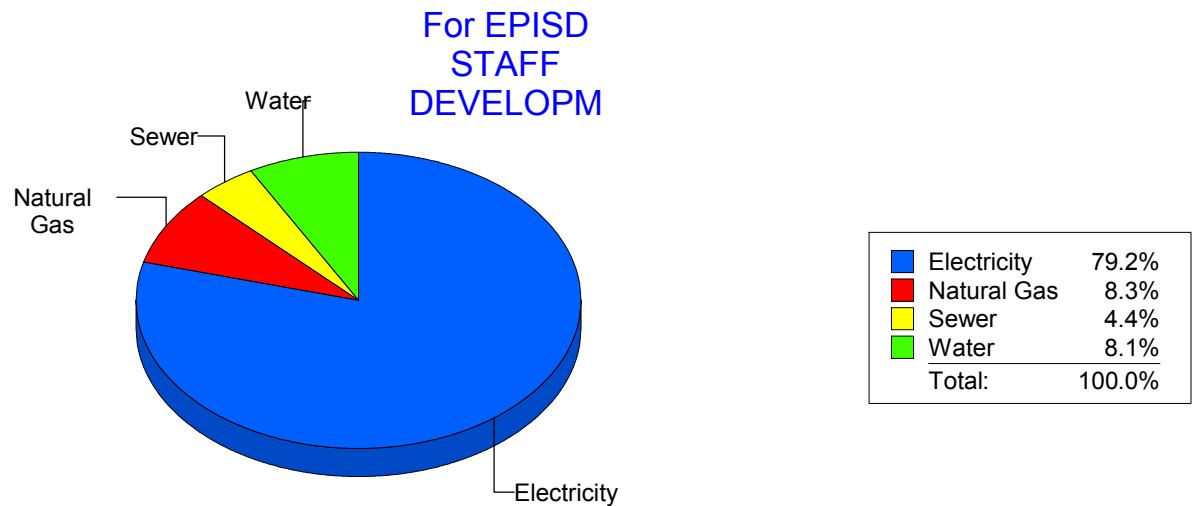
Energy CAP

Cost Avoidance Program

## Cost Summary Graph

Grouped by Energy Type

Energy Type	Use	Units	Meter Cost	Special Charges	Total Cost	Avg Unit Cost	% of Total Cost
Site: EPISD STAFF DEVELOPM - EPISD STAFF DEVELOPM							
Electricity	11,400	KWH	\$1,272.26	\$0.00	\$1,272.26	0.1116	79.22%
Natural Gas	209	CCF	\$132.74	\$0.00	\$132.74	0.6351	8.26%
Water	36	CCF	\$129.99	\$0.00	\$129.99	3.6108	8.09%
Sewer	17	CCF	\$71.07	\$0.00	\$71.07	4.1806	4.43%
Total Cost:			\$1,606.06	\$0.00	\$1,606.06		



Filters: Cost Center Name Not Equal To DoNotReport; Billing Period Equal To 201011

# elpaso

Energy CAP

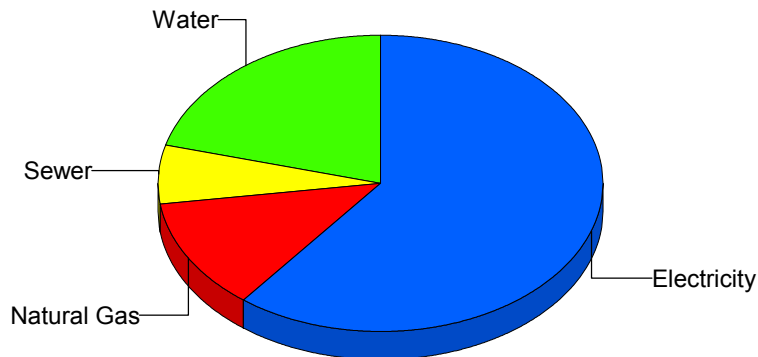
Cost Avoidance Program

## Cost Summary Graph

Grouped by Energy Type

Energy Type	Use	Units	Meter Cost	Special Charges	Total Cost	Avg Unit Cost	% of Total Cost
Site: FANNIN ELEMENTARY - FANNIN ELEMENTARY							
Electricity	19,640	KWH	\$3,223.08	\$0.00	\$3,223.08	0.1641	60.49%
Natural Gas	1,093	CCF	\$652.53	\$0.00	\$652.53	0.5970	12.25%
Water	429	CCF	\$1,104.68	\$0.00	\$1,104.68	2.5750	20.73%
Sewer	166	CCF	\$348.43	\$0.00	\$348.43	2.0990	6.54%
Total Cost:			\$5,328.72	\$0.00	\$5,328.72		

For FANNIN  
ELEMENTARY



Electricity	60.5%
Natural Gas	12.2%
Sewer	6.5%
Water	20.7%
Total:	100.0%

Filters: Cost Center Name Not Equal To DoNotReport; Billing Period Equal To 201011



# elpaso

Energy CAP

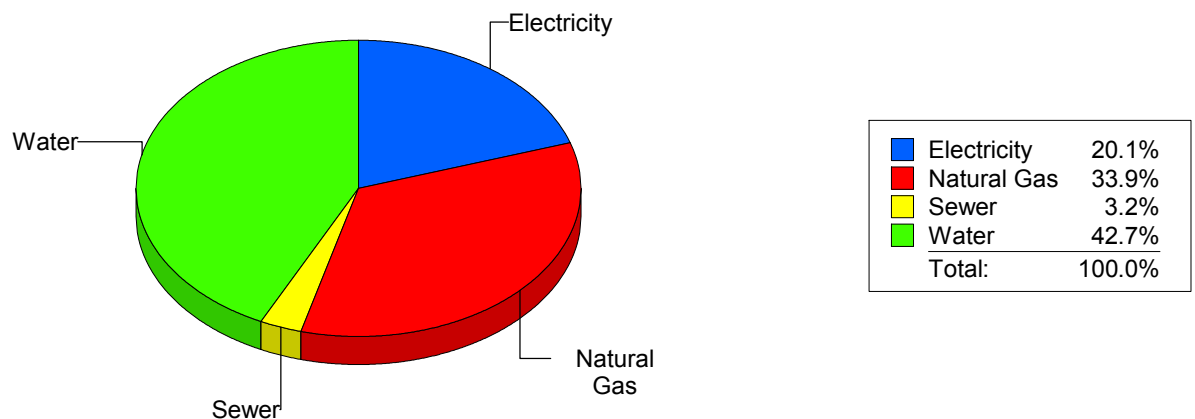
Cost Avoidance Program

## Cost Summary Graph

Grouped by Energy Type

Energy Type	Use	Units	Meter Cost	Special Charges	Total Cost	Avg Unit Cost	% of Total Cost
Site: FINE ARTS/MULTIMEDIA - FINE ARTS/MULTIMEDIA							
Electricity	5,966	KWH	\$719.50	\$0.00	\$719.50	0.1206	20.13%
Natural Gas	2,318	CCF	\$1,213.39	\$0.00	\$1,213.39	0.5235	33.95%
Water	362	CCF	\$1,526.86	\$0.00	\$1,526.86	4.2178	42.72%
Sewer	41	CCF	\$114.31	\$0.00	\$114.31	2.7880	3.20%
Total Cost:			\$3,574.06	\$0.00	\$3,574.06		

For FINE  
ARTS/MULTIMEDIA



Filters: Cost Center Name Not Equal To DoNotReport; Billing Period Equal To 201011

# elpaso

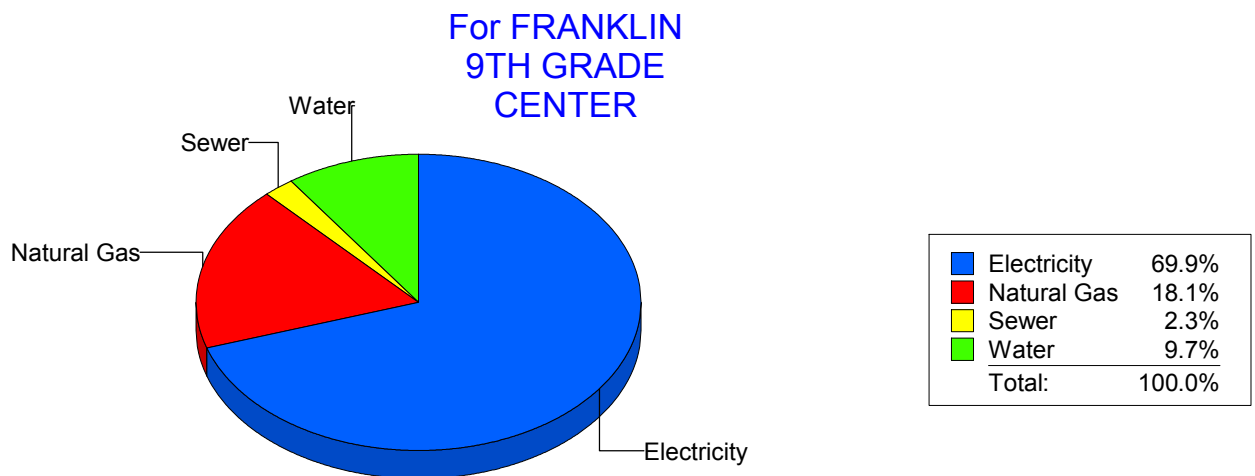
Energy CAP

Cost Avoidance Program

## Cost Summary Graph

Grouped by Energy Type

Energy Type	Use	Units	Meter Cost	Special Charges	Total Cost	Avg Unit Cost	% of Total Cost
Site: FRANKLIN9THGRADECENTER - FRANKLIN 9TH GRADE CENTER							
Electricity	125,000	KWH	\$12,414.75	\$0.00	\$12,414.75	0.0993	69.87%
Natural Gas	6,320	CCF	\$3,218.85	\$0.00	\$3,218.85	0.5093	18.12%
Water	1,518	CCF	\$1,729.46	\$0.00	\$1,729.46	1.1393	9.73%
Sewer	188	CCF	\$405.71	\$0.00	\$405.71	2.1580	2.28%
Total Cost:			\$17,768.77	\$0.00	\$17,768.77		



Filters: Cost Center Name Not Equal To DoNotReport; Billing Period Equal To 201011

# elpaso

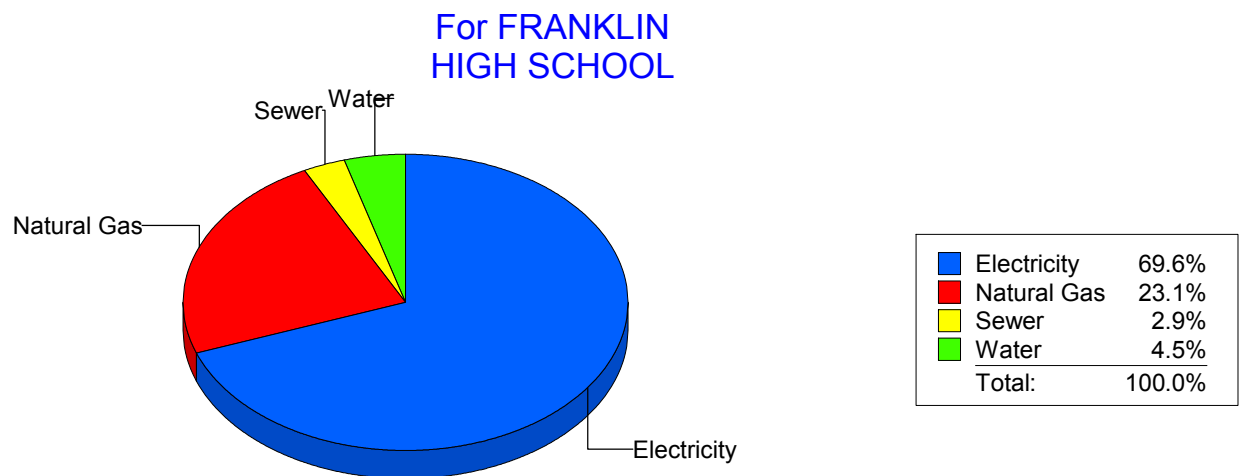
Energy CAP

Cost Avoidance Program

## Cost Summary Graph

Grouped by Energy Type

Energy Type	Use	Units	Meter Cost	Special Charges	Total Cost	Avg Unit Cost	% of Total Cost
Site: FRANKLIN HIGH SCHOOL - FRANKLIN HIGH SCHOOL							
Electricity	274,266	KWH	\$17,200.56	\$0.00	\$17,200.56	0.0627	69.56%
Natural Gas	11,238	CCF	\$5,704.82	\$0.00	\$5,704.82	0.5076	23.07%
Water	602	CCF	\$1,102.74	\$0.00	\$1,102.74	1.8318	4.46%
Sewer	401	CCF	\$721.22	\$0.00	\$721.22	1.7986	2.92%
Total Cost:			\$24,729.34	\$0.00	\$24,729.34		



Filters: Cost Center Name Not Equal To DoNotReport; Billing Period Equal To 201011

# elpaso

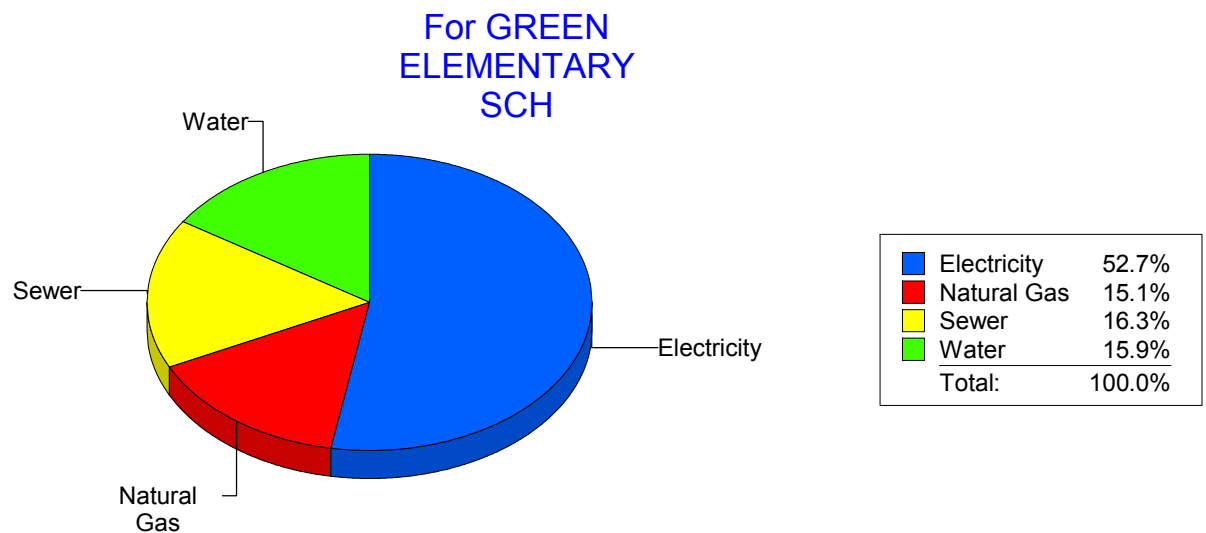
Energy CAP

Cost Avoidance Program

## Cost Summary Graph

Grouped by Energy Type

Energy Type	Use	Units	Meter Cost	Special Charges	Total Cost	Avg Unit Cost	% of Total Cost
Site: GREEN ELEMENTARY SCH - GREEN ELEMENTARY SCH							
Electricity	25,200	KWH	\$2,861.97	\$0.00	\$2,861.97	0.1136	52.65%
Natural Gas	1,500	CCF	\$821.00	\$0.00	\$821.00	0.5473	15.10%
Water	395	CCF	\$865.22	\$0.00	\$865.22	2.1904	15.92%
Sewer	483	CCF	\$887.60	\$0.00	\$887.60	1.8377	16.33%
Total Cost:			\$5,435.79	\$0.00	\$5,435.79		



Filters: Cost Center Name Not Equal To DoNotReport; Billing Period Equal To 201011

# elpaso

Energy CAP

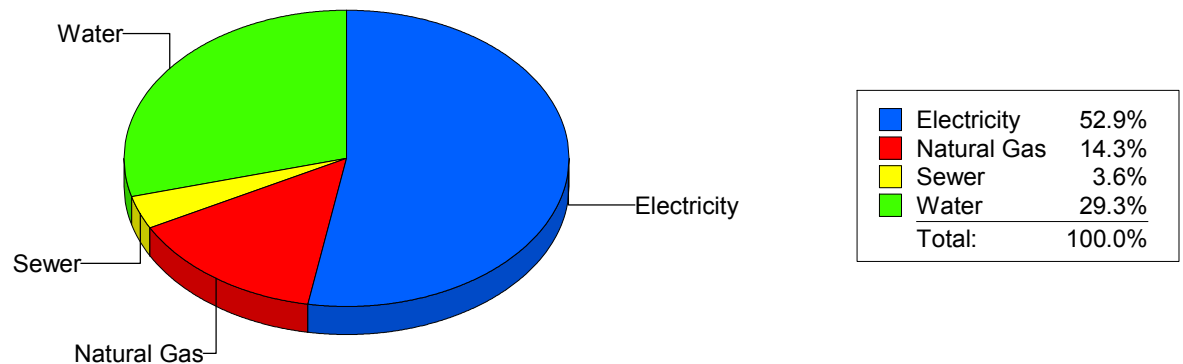
Cost Avoidance Program

## Cost Summary Graph

Grouped by Energy Type

Energy Type	Use	Units	Meter Cost	Special Charges	Total Cost	Avg Unit Cost	% of Total Cost
Site: GUILLEN MIDDLE SCHOO - GUILLEN MIDDLE SCHOO							
Electricity	66,516	KWH	\$7,261.04	\$0.00	\$7,261.04	0.1092	52.86%
Natural Gas	3,721	CCF	\$1,960.52	\$0.00	\$1,960.52	0.5269	14.27%
Water	1,134	CCF	\$4,023.91	\$0.00	\$4,023.91	3.5484	29.29%
Sewer	230	CCF	\$491.95	\$0.00	\$491.95	2.1389	3.58%
Total Cost:			\$13,737.42	\$0.00	\$13,737.42		

For GUILLEN  
MIDDLE  
SCHOO



Filters: Cost Center Name Not Equal To DoNotReport; Billing Period Equal To 201011

# elpaso

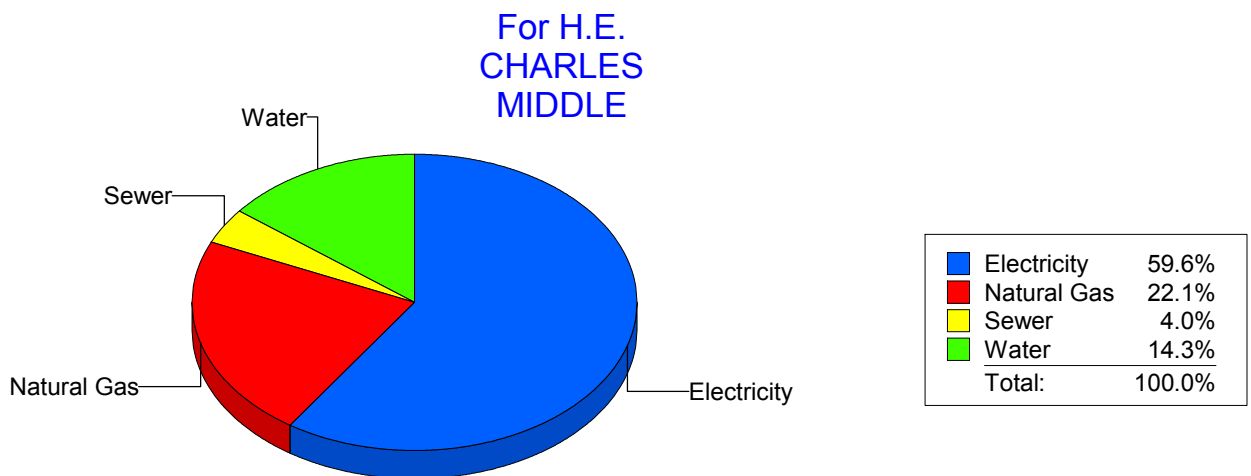
Energy CAP

Cost Avoidance Program

## Cost Summary Graph

Grouped by Energy Type

Energy Type	Use	Units	Meter Cost	Special Charges	Total Cost	Avg Unit Cost	% of Total Cost
Site: H.E. CHARLES MIDDLE - H.E. CHARLES MIDDLE							
Electricity	57,000	KWH	\$6,360.60	\$0.00	\$6,360.60	0.1116	59.55%
Natural Gas	4,607	CCF	\$2,363.42	\$0.00	\$2,363.42	0.5130	22.13%
Water	526	CCF	\$1,532.39	\$0.00	\$1,532.39	2.9133	14.35%
Sewer	167	CCF	\$424.04	\$0.00	\$424.04	2.5392	3.97%
Total Cost:			\$10,680.45	\$0.00	\$10,680.45		



Filters: Cost Center Name Not Equal To DoNotReport; Billing Period Equal To 201011

# elpaso

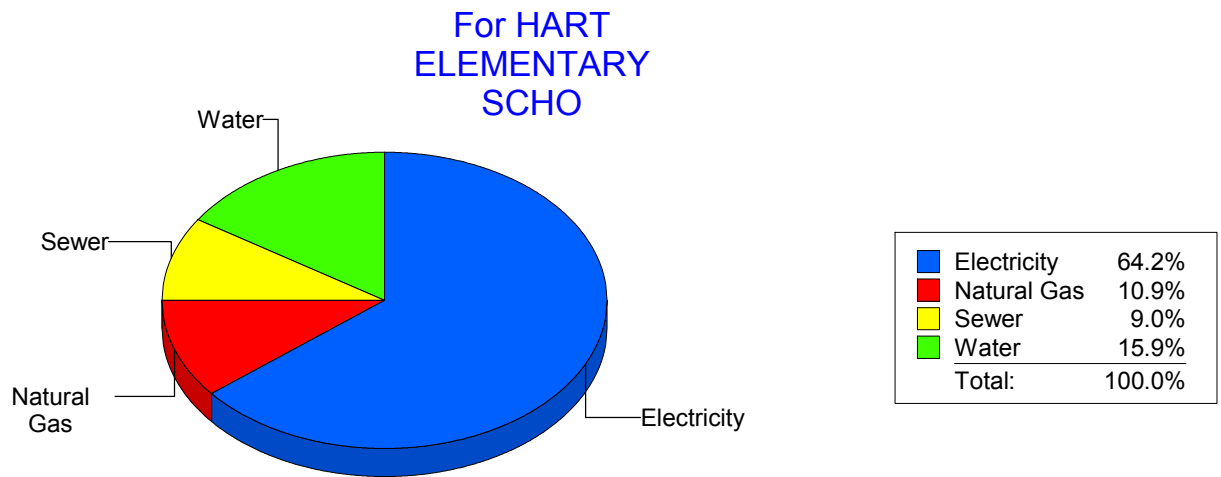
Energy CAP

Cost Avoidance Program

## Cost Summary Graph

Grouped by Energy Type

Energy Type	Use	Units	Meter Cost	Special Charges	Total Cost	Avg Unit Cost	% of Total Cost
Site: HART ELEMENTARY SCHO - HART ELEMENTARY SCHO							
Electricity	16,746	KWH	\$2,127.53	\$0.00	\$2,127.53	0.1270	64.20%
Natural Gas	646	CCF	\$361.37	\$0.00	\$361.37	0.5594	10.90%
Water	219	CCF	\$527.54	\$0.00	\$527.54	2.4089	15.92%
Sewer	118	CCF	\$297.58	\$0.00	\$297.58	2.5219	8.98%
Total Cost:			\$3,314.02	\$0.00	\$3,314.02		



Filters: Cost Center Name Not Equal To DoNotReport; Billing Period Equal To 201011

# elpaso

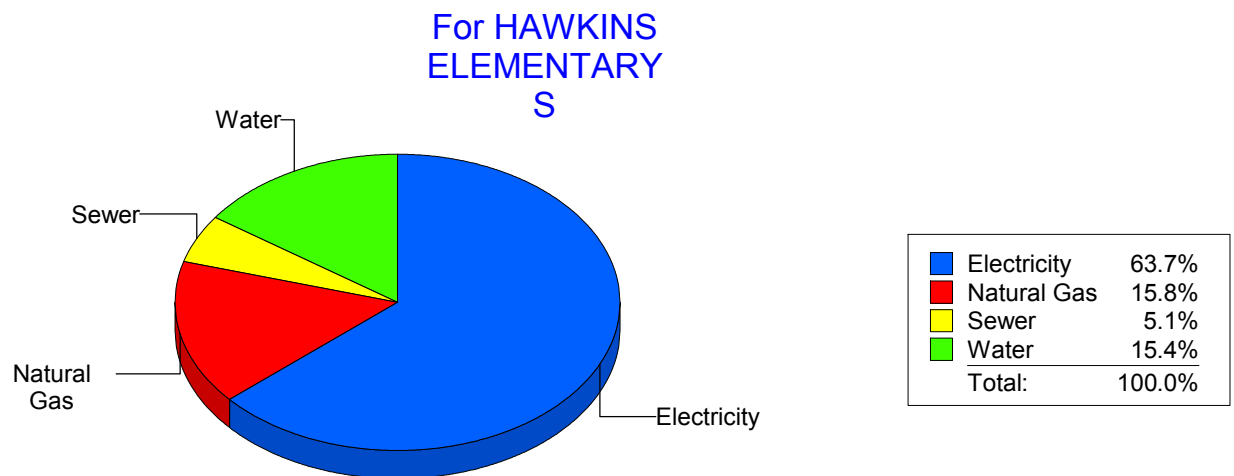
Energy CAP

Cost Avoidance Program

## Cost Summary Graph

Grouped by Energy Type

Energy Type	Use	Units	Meter Cost	Special Charges	Total Cost	Avg Unit Cost	% of Total Cost
Site: HAWKINS ELEMENTARY S - HAWKINS ELEMENTARY S							
Electricity	20,823	KWH	\$2,248.82	\$0.00	\$2,248.82	0.1080	63.73%
Natural Gas	1,030	CCF	\$557.05	\$0.00	\$557.05	0.5408	15.79%
Water	128	CCF	\$542.39	\$0.00	\$542.39	4.2374	15.37%
Sewer	44	CCF	\$180.36	\$0.00	\$180.36	4.0991	5.11%
Total Cost:			\$3,528.62	\$0.00	\$3,528.62		



Filters: Cost Center Name Not Equal To DoNotReport; Billing Period Equal To 201011



# elpaso

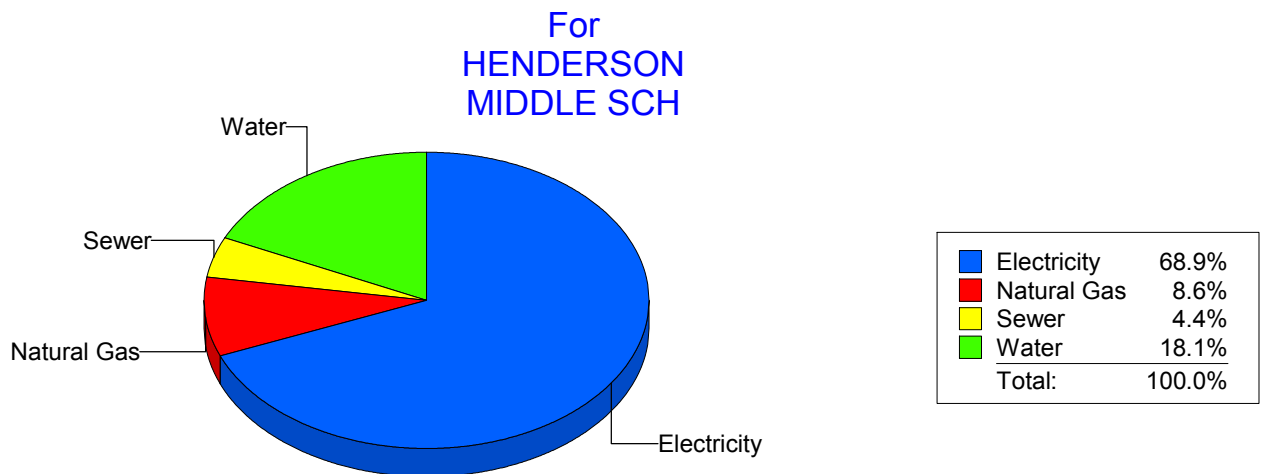
Energy CAP

Cost Avoidance Program

## Cost Summary Graph

Grouped by Energy Type

Energy Type	Use	Units	Meter Cost	Special Charges	Total Cost	Avg Unit Cost	% of Total Cost
Site: HENDERSON MIDDLE SCH - HENDERSON MIDDLE SCH							
Electricity	41,096	KWH	\$4,817.69	\$0.00	\$4,817.69	0.1172	68.88%
Natural Gas	1,121	CCF	\$603.41	\$0.00	\$603.41	0.5383	8.63%
Water	618	CCF	\$1,265.07	\$0.00	\$1,265.07	2.0470	18.09%
Sewer	194	CCF	\$308.62	\$0.00	\$308.62	1.5908	4.41%
Total Cost:			\$6,994.79	\$0.00	\$6,994.79		



Filters: Cost Center Name Not Equal To DoNotReport; Billing Period Equal To 201011

# elpaso

Energy CAP

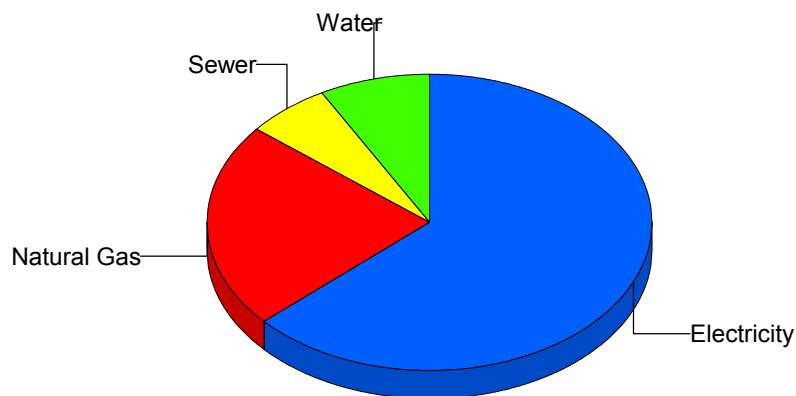
Cost Avoidance Program

## Cost Summary Graph

Grouped by Energy Type

Energy Type	Use	Units	Meter Cost	Special Charges	Total Cost	Avg Unit Cost	% of Total Cost
Site: HERCULES COTTAGES - HERCULES COTTAGES							
Electricity	3,863	KWH	\$555.41	\$0.00	\$555.41	0.1438	63.24%
Natural Gas	77	CCF	\$198.91	\$0.00	\$198.91	2.5832	22.65%
Water	24	CCF	\$70.80	\$0.00	\$70.80	2.9500	8.06%
Sewer	18	CCF	\$53.19	\$0.00	\$53.19	2.9550	6.06%
Total Cost:			\$878.31	\$0.00	\$878.31		

### For HERCULES COTTAGES



Electricity	63.2%
Natural Gas	22.6%
Sewer	6.1%
Water	8.1%
Total:	100.0%

Filters: Cost Center Name Not Equal To DoNotReport; Billing Period Equal To 201011

# el Paso

Energy CAP

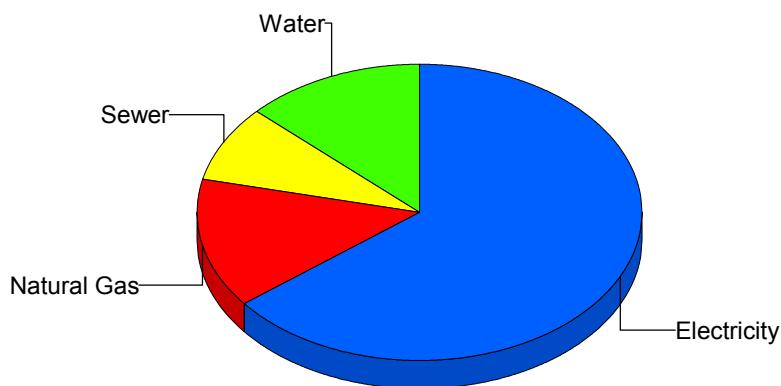
Cost Avoidance Program

## Cost Summary Graph

Grouped by Energy Type

Energy Type	Use	Units	Meter Cost	Special Charges	Total Cost	Avg Unit Cost	% of Total Cost
Site: HERRERA - HERRERA ELEMENTARY							
Electricity	37,800	KWH	\$4,283.98	\$0.00	\$4,283.98	0.1133	64.33%
Natural Gas	1,815	CCF	\$957.07	\$0.00	\$957.07	0.5273	14.37%
Water	223	CCF	\$863.47	\$0.00	\$863.47	3.8721	12.97%
Sewer	270	CCF	\$554.85	\$0.00	\$554.85	2.0550	8.33%
Total Cost:			\$6,659.37	\$0.00	\$6,659.37		

For HERRERA  
ELEMENTARY



Electricity	64.3%
Natural Gas	14.4%
Sewer	8.3%
Water	13.0%
Total:	100.0%

Filters: Cost Center Name Not Equal To DoNotReport; Billing Period Equal To 201011

# elpaso

Energy CAP

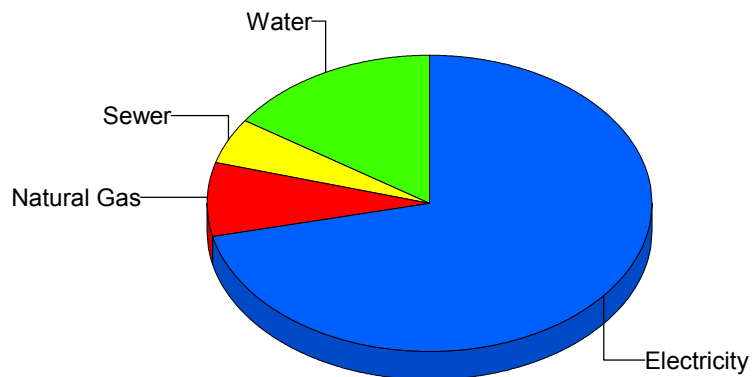
Cost Avoidance Program

## Cost Summary Graph

Grouped by Energy Type

Energy Type	Use	Units	Meter Cost	Special Charges	Total Cost	Avg Unit Cost	% of Total Cost
Site: HILLSIDE ELEMENTARY - HILLSIDE ELEMENTARY							
Electricity	29,957	KWH	\$4,449.81	\$0.00	\$4,449.81	0.1485	71.43%
Natural Gas	758	CCF	\$502.43	\$0.00	\$502.43	0.6628	8.07%
Water	293	CCF	\$964.51	\$0.00	\$964.51	3.2918	15.48%
Sewer	89	CCF	\$312.88	\$0.00	\$312.88	3.5155	5.02%
Total Cost:			\$6,229.63	\$0.00	\$6,229.63		

For HILLSIDE  
ELEMENTARY



Electricity	71.4%
Natural Gas	8.1%
Sewer	5.0%
Water	15.5%
Total:	100.0%

Filters: Cost Center Name Not Equal To DoNotReport; Billing Period Equal To 201011

# elpaso

Energy CAP

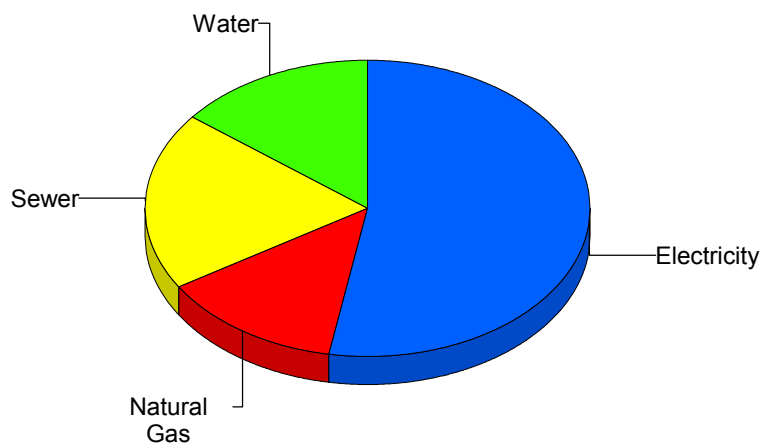
Cost Avoidance Program

## Cost Summary Graph

Grouped by Energy Type

Energy Type	Use	Units	Meter Cost	Special Charges	Total Cost	Avg Unit Cost	% of Total Cost
Site: HOUSTON INTERMEDIATE - HOUSTON INTERMEDIATE							
Electricity	6,465	KWH	\$765.08	\$0.00	\$765.08	0.1183	52.91%
Natural Gas	202	CCF	\$190.88	\$0.00	\$190.88	0.9450	13.20%
Water	8	CCF	\$210.12	\$0.00	\$210.12	26.2650	14.53%
Sewer	55	CCF	\$279.81	\$0.00	\$279.81	5.0875	19.35%
Total Cost:			\$1,445.89	\$0.00	\$1,445.89		

For HOUSTON  
INTERMEDIATE



Electricity	52.9%
Natural Gas	13.2%
Sewer	19.4%
Water	14.5%
Total:	100.0%

Filters: Cost Center Name Not Equal To DoNotReport; Billing Period Equal To 201011

## elpaso

Energy CAP

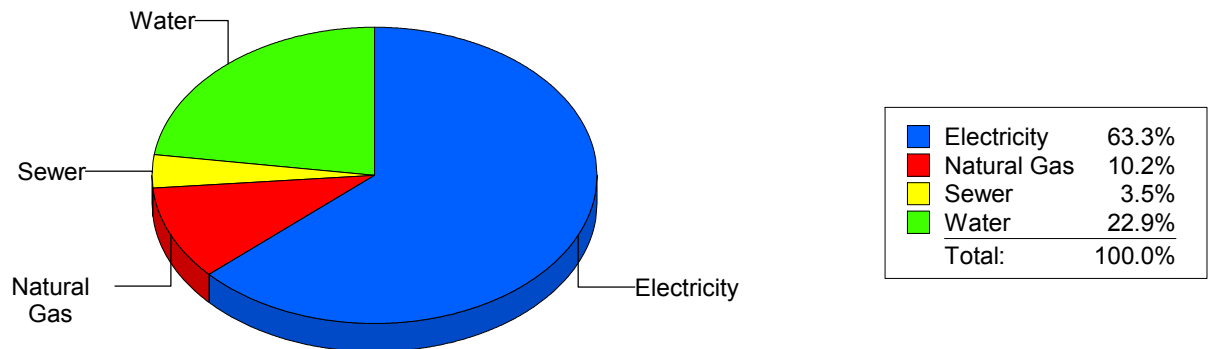
Cost Avoidance Program

### Cost Summary Graph

Grouped by Energy Type

Energy Type	Use	Units	Meter Cost	Special Charges	Total Cost	Avg Unit Cost	% of Total Cost
Site: MOYE - HR MOYE							
Electricity	49,800	KWH	\$5,769.41	\$0.00	\$5,769.41	0.1159	63.32%
Natural Gas	1,765	CCF	\$931.59	\$0.00	\$931.59	0.5278	10.22%
Water	451	CCF	\$2,087.85	\$0.00	\$2,087.85	4.6294	22.91%
Sewer	87	CCF	\$322.44	\$0.00	\$322.44	3.7062	3.54%
Total Cost:			\$9,111.29	\$0.00	\$9,111.29		

For HR MOYE



Filters: Cost Center Name Not Equal To DoNotReport; Billing Period Equal To 201011

# elpaso

Energy CAP

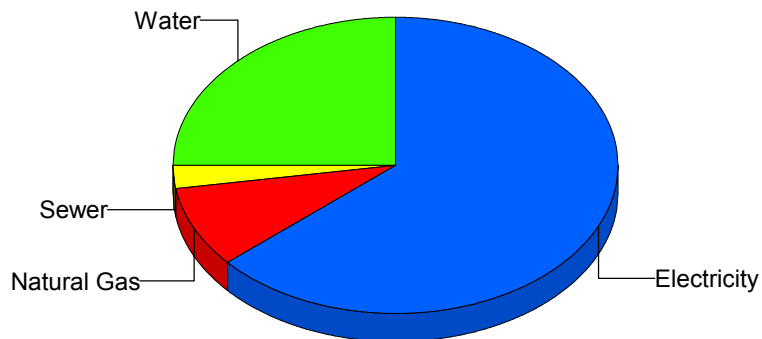
Cost Avoidance Program

## Cost Summary Graph

Grouped by Energy Type

Energy Type	Use	Units	Meter Cost	Special Charges	Total Cost	Avg Unit Cost	% of Total Cost
Site: HUGHEY ELEMENTARY SC - HUGHEY ELEMENTARY SC							
Electricity	23,480	KWH	\$3,691.94	\$0.00	\$3,691.94	0.1572	63.50%
Natural Gas	970	CCF	\$526.46	\$0.00	\$526.46	0.5427	9.06%
Water	375	CCF	\$1,458.17	\$0.00	\$1,458.17	3.8885	25.08%
Sewer	58	CCF	\$137.17	\$0.00	\$137.17	2.3650	2.36%
Total Cost:			\$5,813.74	\$0.00	\$5,813.74		

For HUGHEY  
ELEMENTARY  
SC



Electricity	63.5%
Natural Gas	9.1%
Sewer	2.4%
Water	25.1%
Total:	100.0%

Filters: Cost Center Name Not Equal To DoNotReport; Billing Period Equal To 201011

# elpaso

Energy CAP

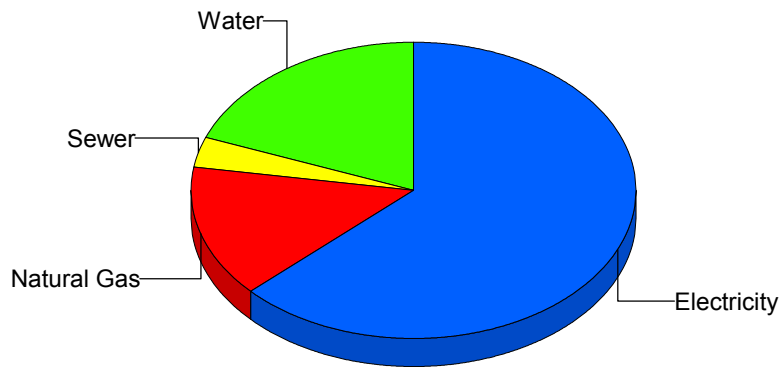
Cost Avoidance Program

## Cost Summary Graph

Grouped by Energy Type

Energy Type	Use	Units	Meter Cost	Special Charges	Total Cost	Avg Unit Cost	% of Total Cost
Site: IRVIN HIGH SCHOOL - IRVIN HIGH SCHOOL							
Electricity	104,125	KWH	\$10,977.48	\$0.00	\$10,977.48	0.1054	63.13%
Natural Gas	4,787	CCF	\$2,486.44	\$0.00	\$2,486.44	0.5194	14.30%
Water	1,179	CCF	\$3,350.61	\$0.00	\$3,350.61	2.8419	19.27%
Sewer	343	CCF	\$573.22	\$0.00	\$573.22	1.6712	3.30%
Total Cost:			\$17,387.75	\$0.00	\$17,387.75		

For IRVIN HIGH SCHOOL



Electricity	63.1%
Natural Gas	14.3%
Sewer	3.3%
Water	19.3%
Total:	100.0%

Filters: Cost Center Name Not Equal To DoNotReport; Billing Period Equal To 201011



el Paso

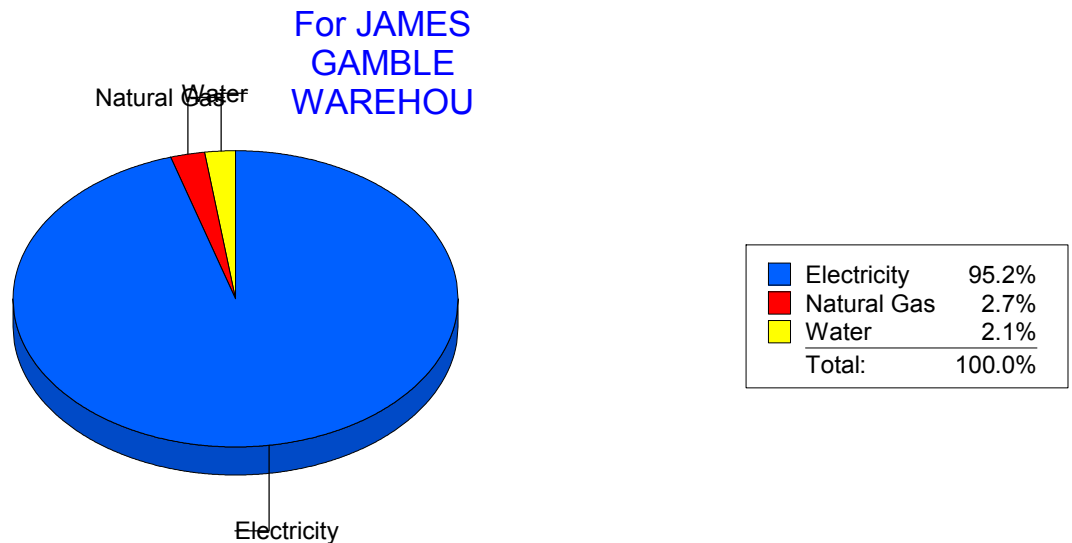
Energy CAP

Cost Avoidance Program

## Cost Summary Graph

Grouped by Energy Type

Energy Type	Use	Units	Meter Cost	Special Charges	Total Cost	Avg Unit Cost	% of Total Cost
Site: JAMES GAMBLE WAREHOU - JAMES GAMBLE WAREHOU							
Electricity	23,000	KWH	\$1,649.21	\$0.00	\$1,649.21	0.0717	95.22%
Natural Gas	31	CCF	\$46.43	\$0.00	\$46.43	1.4977	2.68%
Water	0	CCF	\$36.36	\$0.00	\$36.36	0.0000	2.10%
Total Cost:			\$1,732.00	\$0.00	\$1,732.00		



Filters: Cost Center Name Not Equal To DoNotReport; Billing Period Equal To 201011

# elpaso

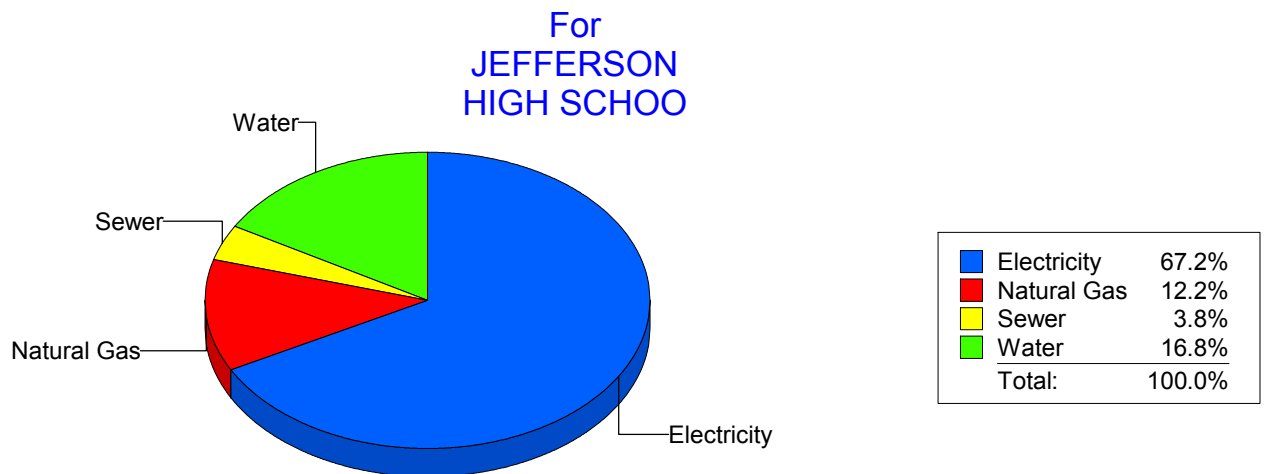
Energy CAP

Cost Avoidance Program

## Cost Summary Graph

Grouped by Energy Type

Energy Type	Use	Units	Meter Cost	Special Charges	Total Cost	Avg Unit Cost	% of Total Cost
Site: JEFFERSON HIGH SCHOO - JEFFERSON HIGH SCHOO							
Electricity	95,702	KWH	\$10,193.91	\$0.00	\$10,193.91	0.1065	67.18%
Natural Gas	3,182	CCF	\$1,848.65	\$0.00	\$1,848.65	0.5810	12.18%
Water	990	CCF	\$2,548.63	\$0.00	\$2,548.63	2.5744	16.80%
Sewer	188	CCF	\$583.31	\$0.00	\$583.31	3.1027	3.84%
Total Cost:			\$15,174.50	\$0.00	\$15,174.50		



Filters: Cost Center Name Not Equal To DoNotReport; Billing Period Equal To 201011

# elpaso

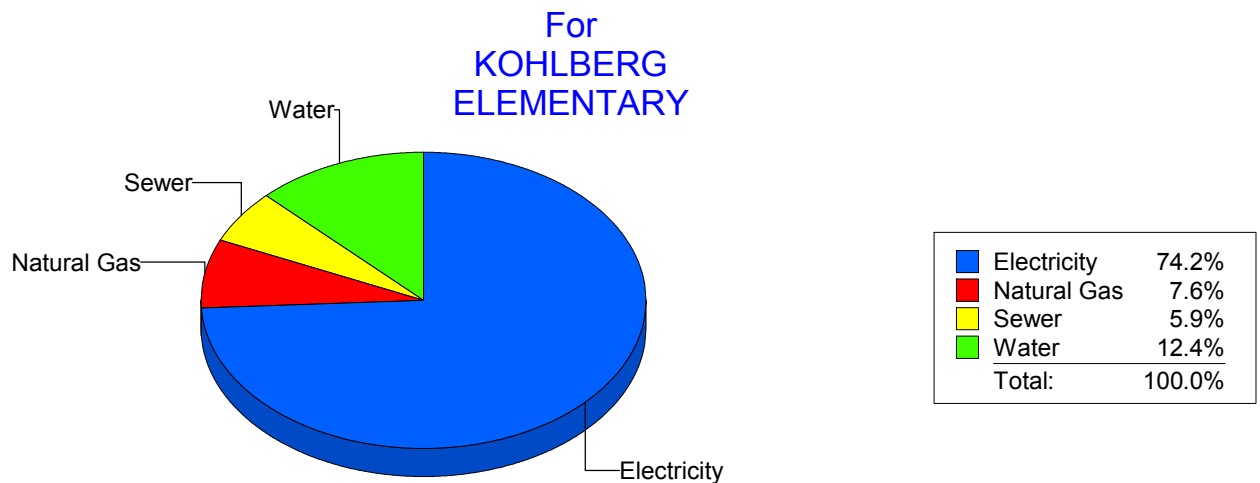
Energy CAP

Cost Avoidance Program

## Cost Summary Graph

Grouped by Energy Type

Energy Type	Use	Units	Meter Cost	Special Charges	Total Cost	Avg Unit Cost	% of Total Cost
Site: KOHLBERG ELEMENTARY - KOHLBERG ELEMENTARY							
Electricity	48,020	KWH	\$6,317.12	\$0.00	\$6,317.12	0.1316	74.18%
Natural Gas	1,204	CCF	\$645.71	\$0.00	\$645.71	0.5363	7.58%
Water	490	CCF	\$1,053.88	\$0.00	\$1,053.88	2.1508	12.37%
Sewer	246	CCF	\$499.51	\$0.00	\$499.51	2.0305	5.87%
Total Cost:			\$8,516.22	\$0.00	\$8,516.22		



Filters: Cost Center Name Not Equal To DoNotReport; Billing Period Equal To 201011

# elpaso

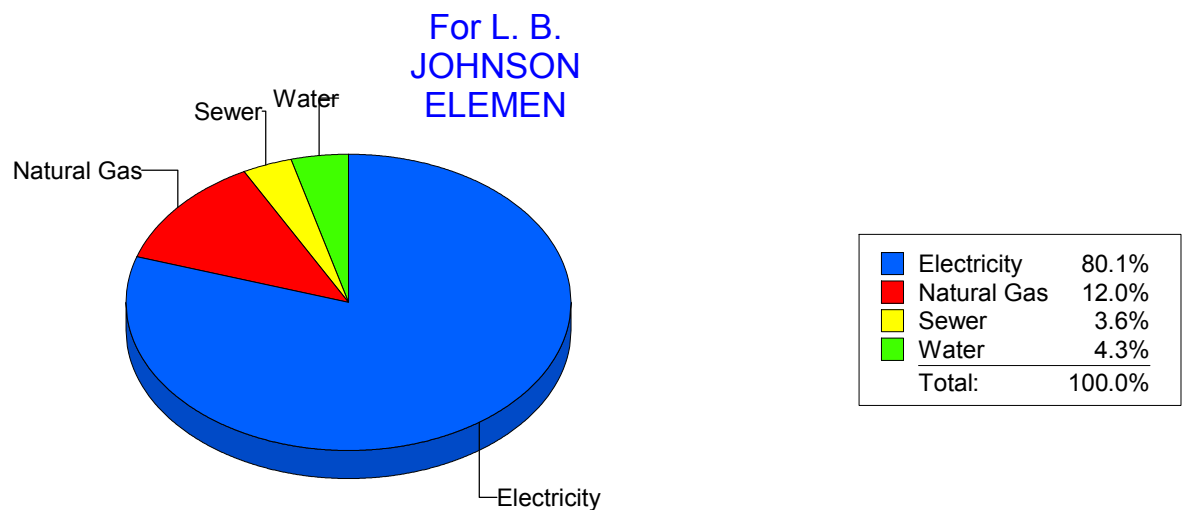
Energy CAP

Cost Avoidance Program

## Cost Summary Graph

Grouped by Energy Type

Energy Type	Use	Units	Meter Cost	Special Charges	Total Cost	Avg Unit Cost	% of Total Cost
Site: L. B. JOHNSON ELEMEN - L. B. JOHNSON ELEMEN							
Electricity	56,100	KWH	\$6,729.84	\$0.00	\$6,729.84	0.1200	80.06%
Natural Gas	1,856	CCF	\$1,011.26	\$0.00	\$1,011.26	0.5449	12.03%
Water	161	CCF	\$358.64	\$0.00	\$358.64	2.2276	4.27%
Sewer	117	CCF	\$306.52	\$0.00	\$306.52	2.6198	3.65%
Total Cost:			\$8,406.26	\$0.00	\$8,406.26		



Filters: Cost Center Name Not Equal To DoNotReport; Billing Period Equal To 201011

# elpaso

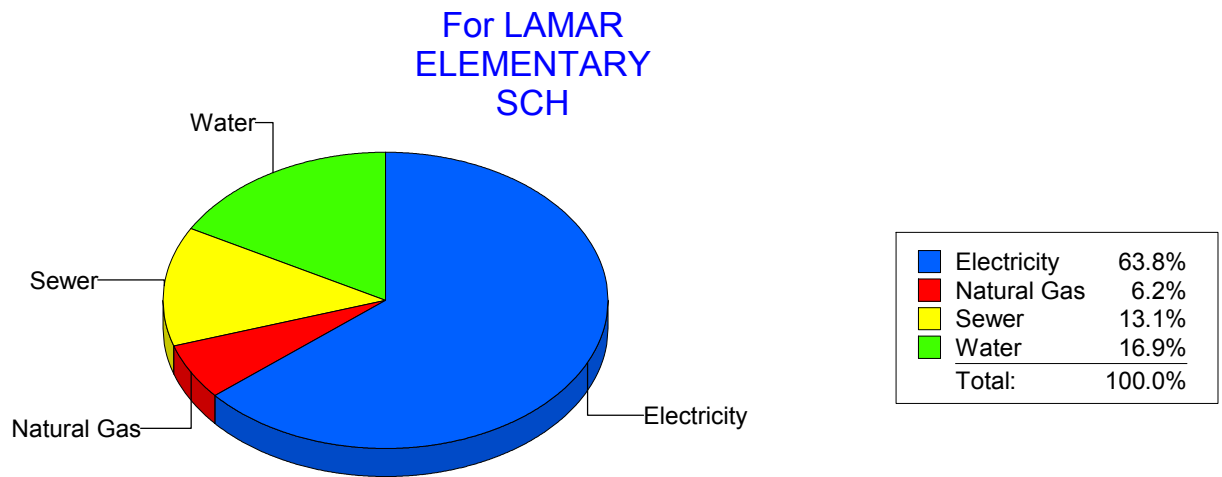
Energy CAP

Cost Avoidance Program

## Cost Summary Graph

Grouped by Energy Type

Energy Type	Use	Units	Meter Cost	Special Charges	Total Cost	Avg Unit Cost	% of Total Cost
Site: LAMAR ELEMENTARY SCH - LAMAR ELEMENTARY SCH							
Electricity	24,900	KWH	\$2,908.40	\$0.00	\$2,908.40	0.1168	63.85%
Natural Gas	372	CCF	\$282.22	\$0.00	\$282.22	0.7587	6.20%
Water	308	CCF	\$769.36	\$0.00	\$769.36	2.4979	16.89%
Sewer	203	CCF	\$595.27	\$0.00	\$595.27	2.9324	13.07%
Total Cost:			\$4,555.25	\$0.00	\$4,555.25		



Filters: Cost Center Name Not Equal To DoNotReport; Billing Period Equal To 201011

# elpaso

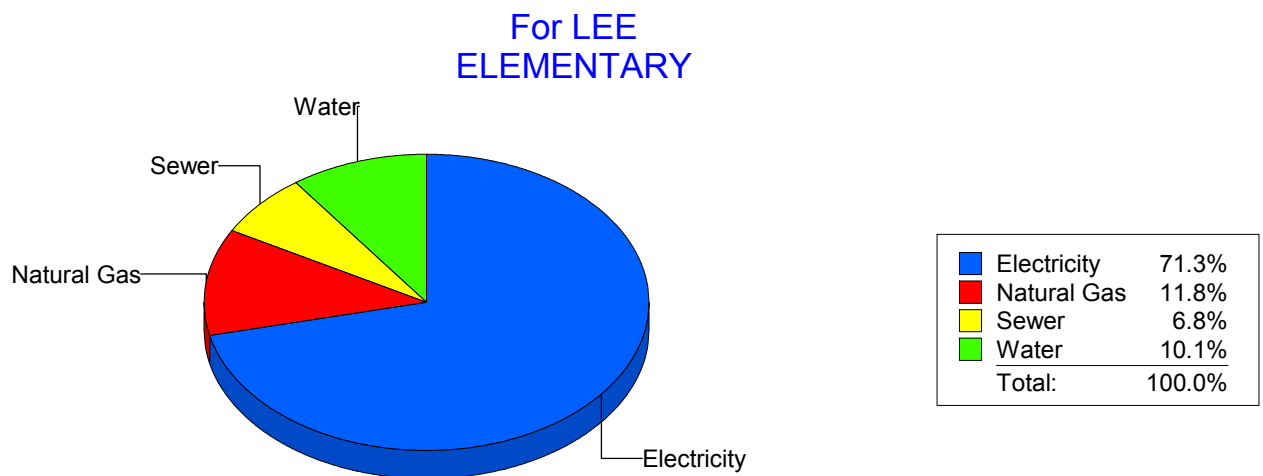
Energy CAP

Cost Avoidance Program

## Cost Summary Graph

Grouped by Energy Type

Energy Type	Use	Units	Meter Cost	Special Charges	Total Cost	Avg Unit Cost	% of Total Cost
Site: LEE ELEMENTARY - LEE ELEMENTARY							
Electricity	31,775	KWH	\$4,315.87	\$0.00	\$4,315.87	0.1358	71.31%
Natural Gas	1,235	CCF	\$713.56	\$0.00	\$713.56	0.5778	11.79%
Water	109	CCF	\$608.72	\$0.00	\$608.72	5.5846	10.06%
Sewer	104	CCF	\$413.73	\$0.00	\$413.73	3.9782	6.84%
Total Cost:			\$6,051.88	\$0.00	\$6,051.88		



Filters: Cost Center Name Not Equal To DoNotReport; Billing Period Equal To 201011

# elpaso

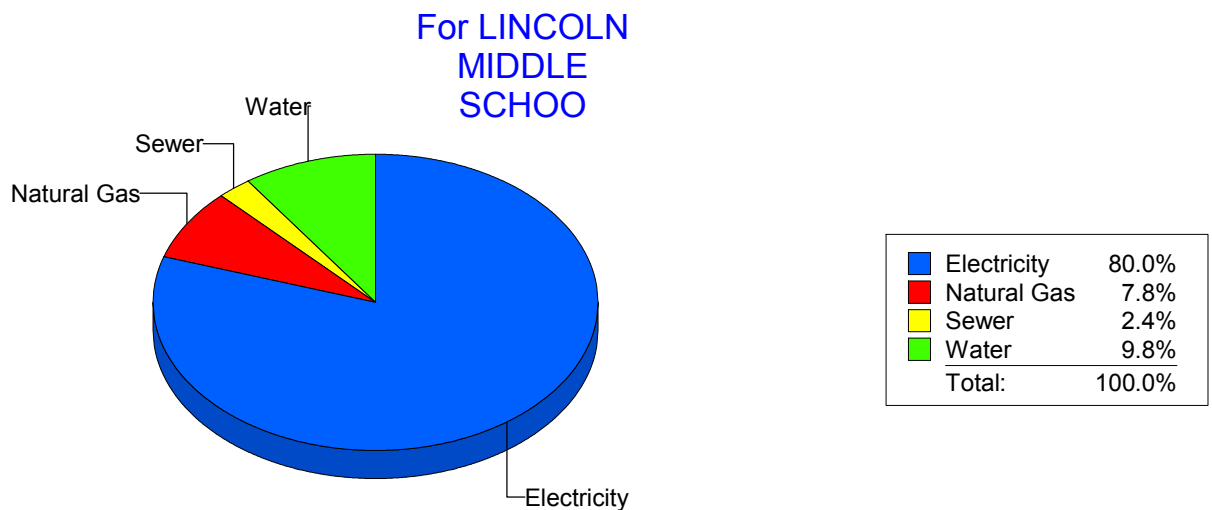
Energy CAP

Cost Avoidance Program

## Cost Summary Graph

Grouped by Energy Type

Energy Type	Use	Units	Meter Cost	Special Charges	Total Cost	Avg Unit Cost	% of Total Cost
Site: LINCOLN MIDDLE SCHOO - LINCOLN MIDDLE SCHOO							
Electricity	86,800	KWH	\$11,768.63	\$0.00	\$11,768.63	0.1356	79.96%
Natural Gas	2,201	CCF	\$1,153.77	\$0.00	\$1,153.77	0.5242	7.84%
Water	521	CCF	\$1,448.06	\$0.00	\$1,448.06	2.7794	9.84%
Sewer	166	CCF	\$348.43	\$0.00	\$348.43	2.0990	2.37%
Total Cost:			\$14,718.89	\$0.00	\$14,718.89		



Filters: Cost Center Name Not Equal To DoNotReport; Billing Period Equal To 201011

# elpaso

Energy CAP

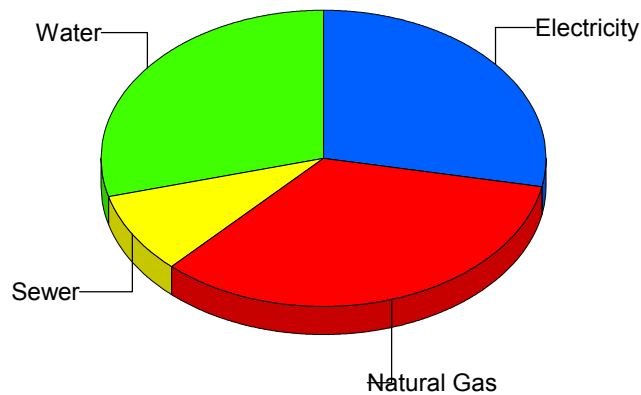
Cost Avoidance Program

## Cost Summary Graph

Grouped by Energy Type

Energy Type	Use	Units	Meter Cost	Special Charges	Total Cost	Avg Unit Cost	% of Total Cost
Site: LIVE MATERIALS CENTE - LIVE MATERIALS CENTE							
Electricity		500 KWH	\$88.49	\$0.00	\$88.49	0.1770	28.07%
Natural Gas		97 CCF	\$107.10	\$0.00	\$107.10	1.1041	33.98%
Water		27 CCF	\$91.78	\$0.00	\$91.78	3.3993	29.12%
Sewer		6 CCF	\$27.84	\$0.00	\$27.84	4.6400	8.83%
Total Cost:			\$315.21	\$0.00	\$315.21		

For LIVE  
MATERIALS  
CENTE



Electricity	28.1%
Natural Gas	34.0%
Sewer	8.8%
Water	29.1%
Total:	100.0%

Filters: Cost Center Name Not Equal To DoNotReport; Billing Period Equal To 201011



# elpaso

Energy CAP

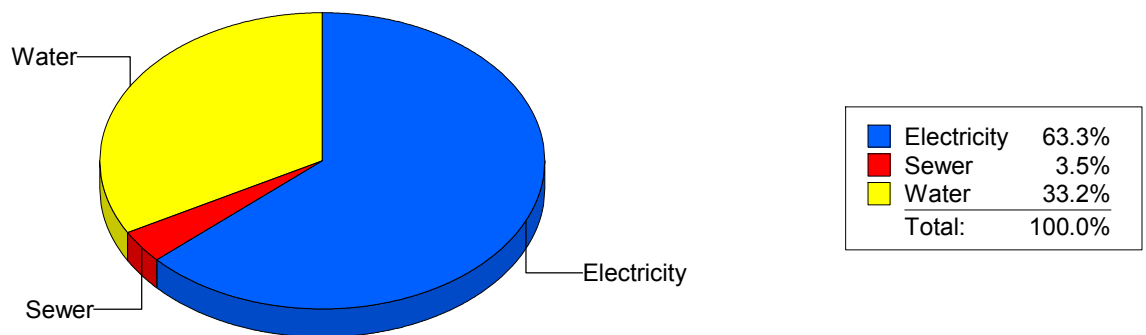
Cost Avoidance Program

## Cost Summary Graph

Grouped by Energy Type

Energy Type	Use	Units	Meter Cost	Special Charges	Total Cost	Avg Unit Cost	% of Total Cost
Site: LOGAN ELEMENTARY - LOGAN ELEMENTARY							
Electricity	21,800	KWH	\$2,766.65	\$0.00	\$2,766.65	0.1269	63.33%
Water	393	CCF	\$1,448.54	\$0.00	\$1,448.54	3.6859	33.16%
Sewer	72	CCF	\$153.68	\$0.00	\$153.68	2.1344	3.52%
Total Cost:			\$4,368.87	\$0.00	\$4,368.87		

For LOGAN  
ELEMENTARY



Filters: Cost Center Name Not Equal To DoNotReport; Billing Period Equal To 201011

# elpaso

Energy CAP

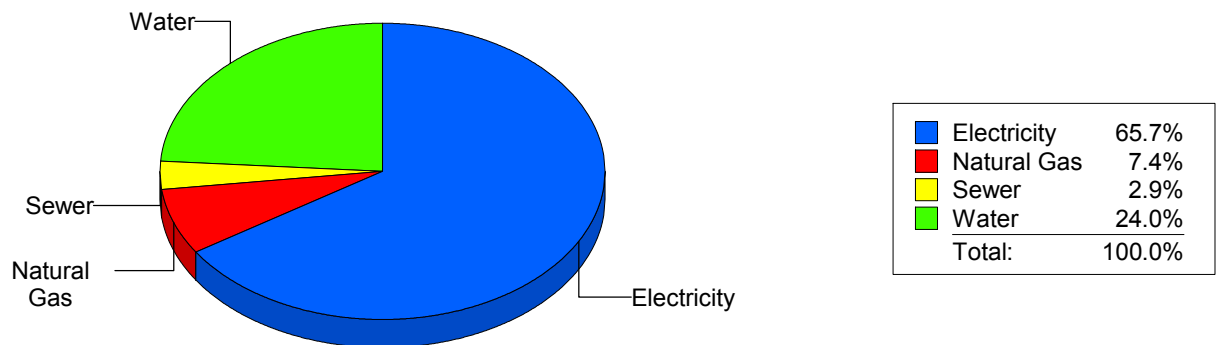
Cost Avoidance Program

## Cost Summary Graph

Grouped by Energy Type

Energy Type	Use	Units	Meter Cost	Special Charges	Total Cost	Avg Unit Cost	% of Total Cost
Site: LUNDY - LUNDY							
Electricity	56,800	KWH	\$5,839.52	\$0.00	\$5,839.52	0.1028	65.72%
Natural Gas	1,162	CCF	\$653.35	\$0.00	\$653.35	0.5623	7.35%
Water	477	CCF	\$2,134.77	\$0.00	\$2,134.77	4.4754	24.03%
Sewer	36	CCF	\$257.67	\$0.00	\$257.67	7.1575	2.90%
Total Cost:			\$8,885.31	\$0.00	\$8,885.31		

For LUNDY



Filters: Cost Center Name Not Equal To DoNotReport; Billing Period Equal To 201011

# elpaso

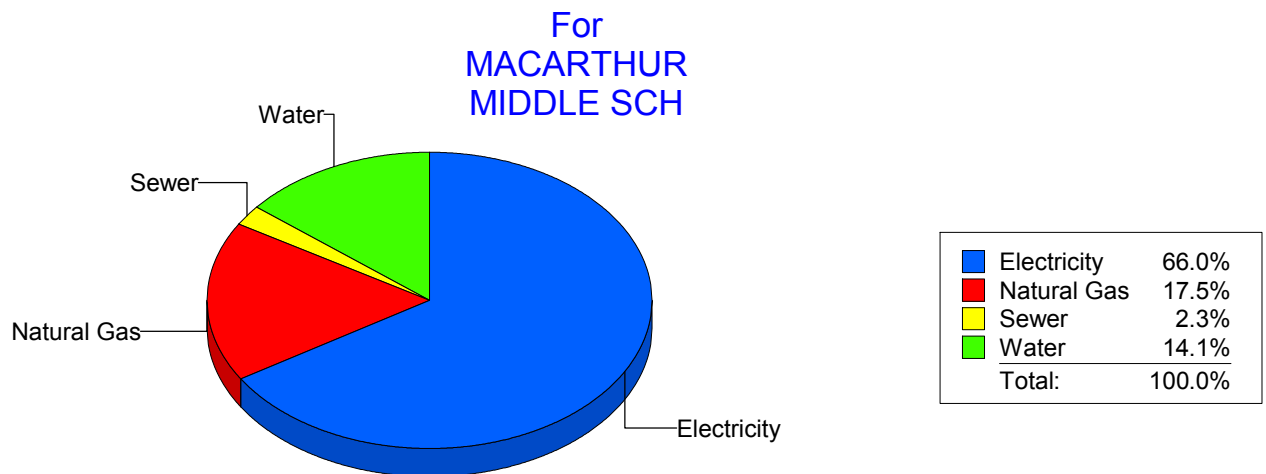
Energy CAP

Cost Avoidance Program

## Cost Summary Graph

Grouped by Energy Type

Energy Type	Use	Units	Meter Cost	Special Charges	Total Cost	Avg Unit Cost	% of Total Cost
Site: MACARTHUR MIDDLE SCH - MACARTHUR MIDDLE SCH							
Electricity	59,840	KWH	\$7,579.59	\$0.00	\$7,579.59	0.1267	66.04%
Natural Gas	3,890	CCF	\$2,005.38	\$0.00	\$2,005.38	0.5155	17.47%
Water	522	CCF	\$1,623.32	\$0.00	\$1,623.32	3.1098	14.14%
Sewer	104	CCF	\$269.69	\$0.00	\$269.69	2.5932	2.35%
Total Cost:			\$11,477.98	\$0.00	\$11,477.98		



Filters: Cost Center Name Not Equal To DoNotReport; Billing Period Equal To 201011

# elpaso

Energy CAP

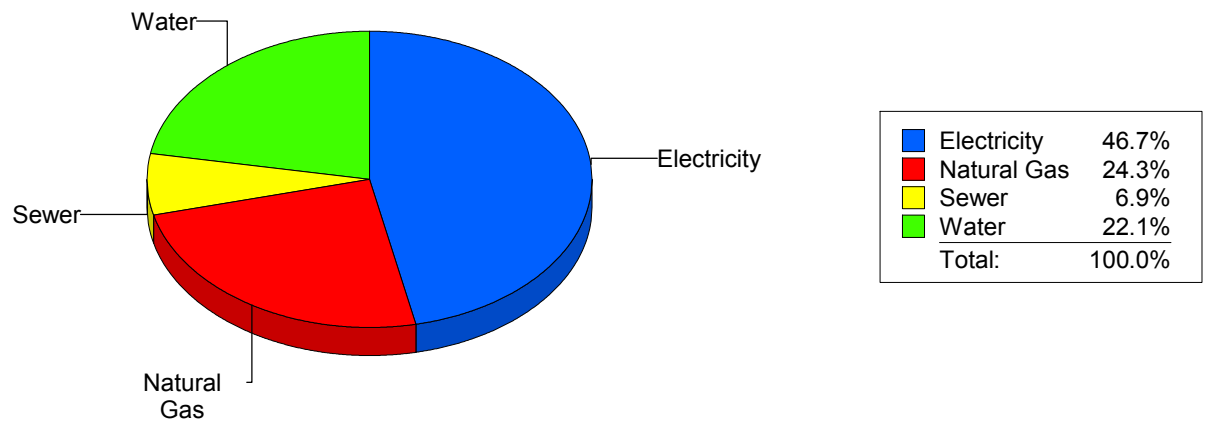
Cost Avoidance Program

## Cost Summary Graph

Grouped by Energy Type

Energy Type	Use	Units	Meter Cost	Special Charges	Total Cost	Avg Unit Cost	% of Total Cost
Site: MAGOFFIN MIDDLE SCHO - MAGOFFIN MIDDLE SCHO							
Electricity	16,350	KWH	\$2,000.27	\$0.00	\$2,000.27	0.1223	46.74%
Natural Gas	1,976	CCF	\$1,039.35	\$0.00	\$1,039.35	0.5260	24.29%
Water	311	CCF	\$945.46	\$0.00	\$945.46	3.0401	22.09%
Sewer	65	CCF	\$294.50	\$0.00	\$294.50	4.5308	6.88%
Total Cost:			\$4,279.58	\$0.00	\$4,279.58		

For MAGOFFIN  
MIDDLE SCHO



Filters: Cost Center Name Not Equal To DoNotReport; Billing Period Equal To 201011

# elpaso

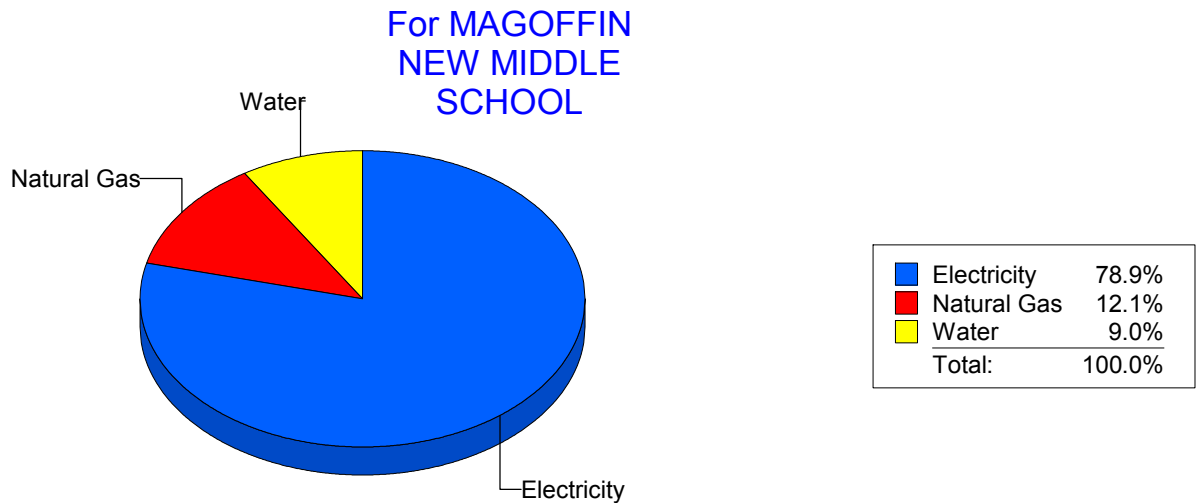
Energy CAP

Cost Avoidance Program

## Cost Summary Graph

Grouped by Energy Type

Energy Type	Use	Units	Meter Cost	Special Charges	Total Cost	Avg Unit Cost	% of Total Cost
Site: MAGOFFINMIDDLESCHOOLN047 - MAGOFFIN NEW MIDDLE SCHOOL							
Electricity	91,400	KWH	\$9,309.88	\$0.00	\$9,309.88	0.1019	78.87%
Natural Gas	2,740	CCF	\$1,428.45	\$0.00	\$1,428.45	0.5213	12.10%
Water	250	CCF	\$1,065.31	\$0.00	\$1,065.31	4.2612	9.03%
Total Cost:			\$11,803.64	\$0.00	\$11,803.64		



Filters: Cost Center Name Not Equal To DoNotReport; Billing Period Equal To 201011

# elpaso

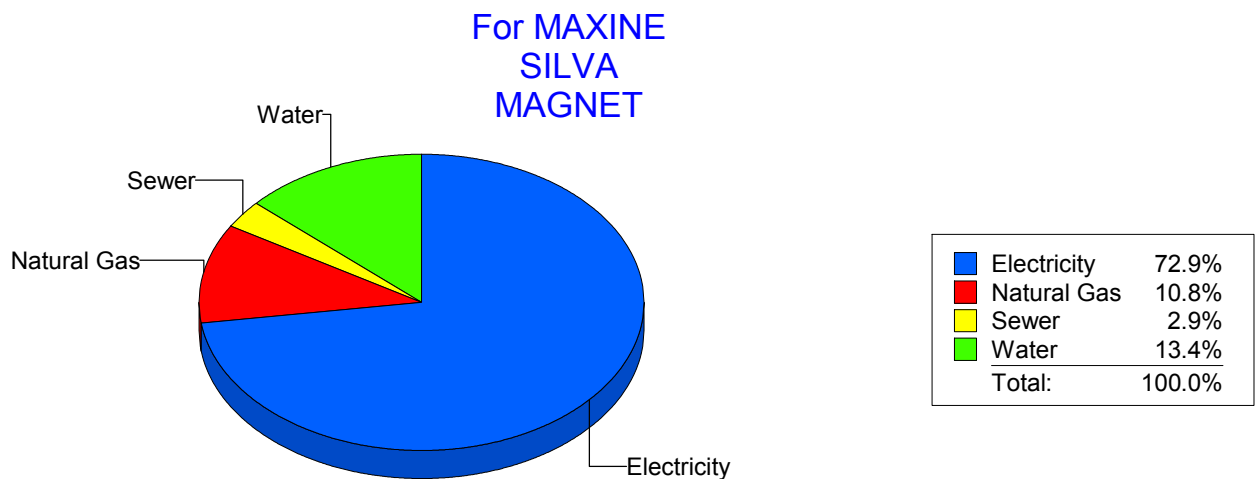
Energy CAP

Cost Avoidance Program

## Cost Summary Graph

Grouped by Energy Type

Energy Type	Use	Units	Meter Cost	Special Charges	Total Cost	Avg Unit Cost	% of Total Cost
Site: MAXINE SILVA MAGNET - MAXINE SILVA MAGNET							
Electricity	54,600	KWH	\$6,734.66	\$0.00	\$6,734.66	0.1233	72.90%
Natural Gas	1,890	CCF	\$995.29	\$0.00	\$995.29	0.5266	10.77%
Water	379	CCF	\$1,240.35	\$0.00	\$1,240.35	3.2727	13.43%
Sewer	103	CCF	\$268.42	\$0.00	\$268.42	2.6060	2.91%
Total Cost:			\$9,238.72	\$0.00	\$9,238.72		



Filters: Cost Center Name Not Equal To DoNotReport; Billing Period Equal To 201011

# el Paso

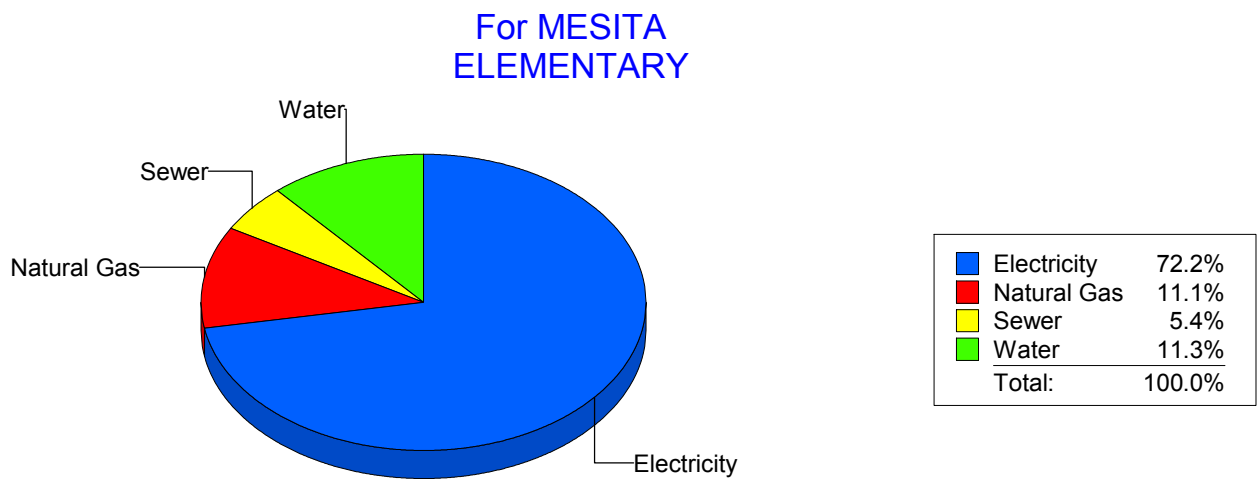
Energy CAP

Cost Avoidance Program

## Cost Summary Graph

Grouped by Energy Type

Energy Type	Use	Units	Meter Cost	Special Charges	Total Cost	Avg Unit Cost	% of Total Cost
Site: MESITA ELEMENTARY - MESITA ELEMENTARY							
Electricity	56,160	KWH	\$6,696.43	\$0.00	\$6,696.43	0.1192	72.19%
Natural Gas	1,892	CCF	\$1,027.52	\$0.00	\$1,027.52	0.5431	11.08%
Water	320	CCF	\$1,049.13	\$0.00	\$1,049.13	3.2785	11.31%
Sewer	229	CCF	\$502.78	\$0.00	\$502.78	2.1955	5.42%
Total Cost:			\$9,275.86	\$0.00	\$9,275.86		



Filters: Cost Center Name Not Equal To DoNotReport; Billing Period Equal To 201011

**elpaso**

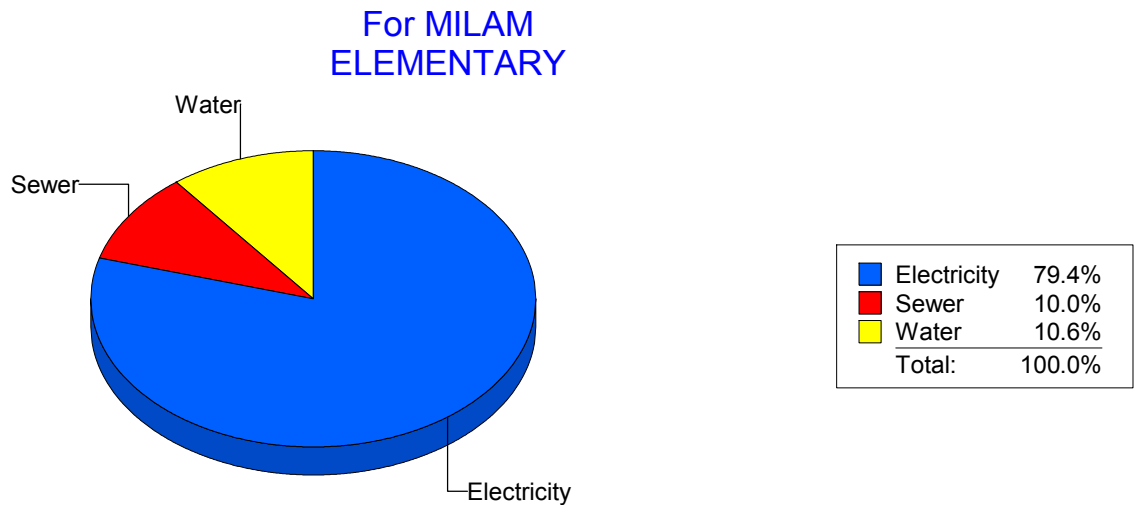
Energy CAP

Cost Avoidance Program

**Cost Summary Graph**

Grouped by Energy Type

Energy Type	Use	Units	Meter Cost	Special Charges	Total Cost	Avg Unit Cost	% of Total Cost
Site: MILAM ELEMENTARY - MILAM ELEMENTARY							
Electricity	22,200	KWH	\$2,516.39	\$0.00	\$2,516.39	0.1134	79.41%
Water	146	CCF	\$336.89	\$0.00	\$336.89	2.3075	10.63%
Sewer	140	CCF	\$315.41	\$0.00	\$315.41	2.2529	9.95%
Total Cost:			\$3,168.69	\$0.00	\$3,168.69		



Filters: Cost Center Name Not Equal To DoNotReport; Billing Period Equal To 201011



**elpaso**

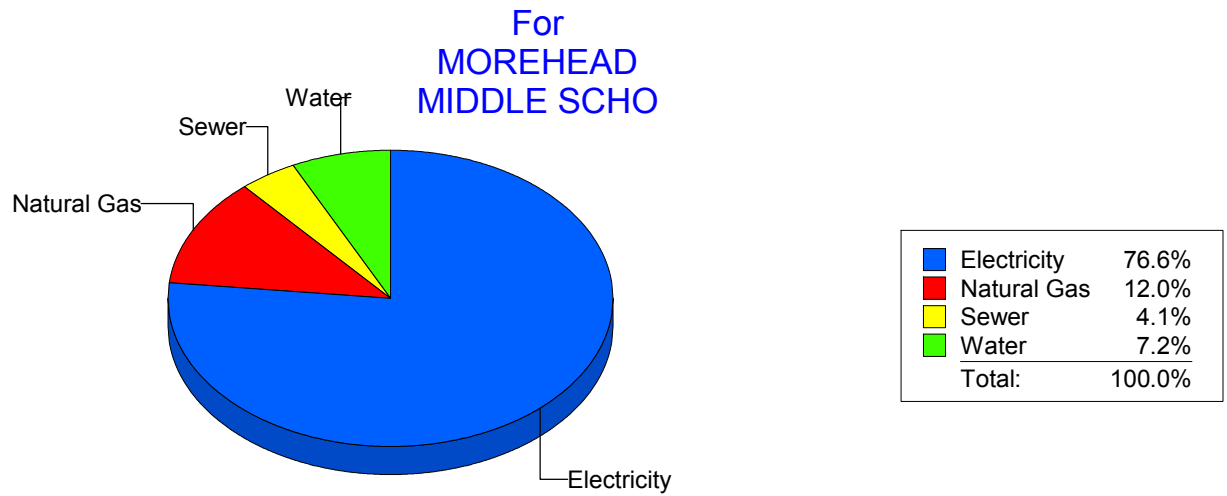
Energy CAP

Cost Avoidance Program

**Cost Summary Graph**

Grouped by Energy Type

Energy Type	Use	Units	Meter Cost	Special Charges	Total Cost	Avg Unit Cost	% of Total Cost
Site: MOREHEAD MIDDLE SCHO - MOREHEAD MIDDLE SCHO							
Electricity	70,408	KWH	\$7,926.34	\$0.00	\$7,926.34	0.1126	76.60%
Natural Gas	2,378	CCF	\$1,243.96	\$0.00	\$1,243.96	0.5231	12.02%
Water	450	CCF	\$749.26	\$0.00	\$749.26	1.6650	7.24%
Sewer	170	CCF	\$427.85	\$0.00	\$427.85	2.5168	4.13%
<b>Total Cost:</b>			<b>\$10,347.41</b>	<b>\$0.00</b>	<b>\$10,347.41</b>		



Filters: Cost Center Name Not Equal To DoNotReport; Billing Period Equal To 201011

# elpaso

Energy CAP

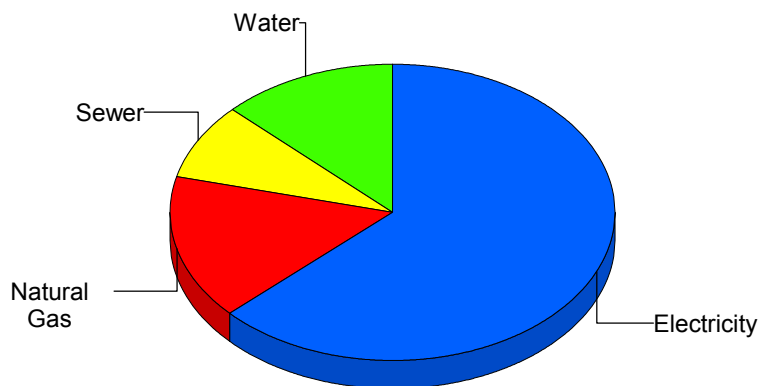
Cost Avoidance Program

## Cost Summary Graph

Grouped by Energy Type

Energy Type	Use	Units	Meter Cost	Special Charges	Total Cost	Avg Unit Cost	% of Total Cost
Site: NEWMAN ELEMENTARY - NEWMAN ELEMENTARY							
Electricity	21,865	KWH	\$2,847.69	\$0.00	\$2,847.69	0.1302	63.12%
Natural Gas	1,233	CCF	\$715.06	\$0.00	\$715.06	0.5799	15.85%
Water	296	CCF	\$577.80	\$0.00	\$577.80	1.9520	12.81%
Sewer	204	CCF	\$370.80	\$0.00	\$370.80	1.8176	8.22%
Total Cost:			\$4,511.35	\$0.00	\$4,511.35		

For NEWMAN  
ELEMENTARY



Electricity	63.1%
Natural Gas	15.9%
Sewer	8.2%
Water	12.8%
Total:	100.0%

Filters: Cost Center Name Not Equal To DoNotReport; Billing Period Equal To 201011

# elpaso

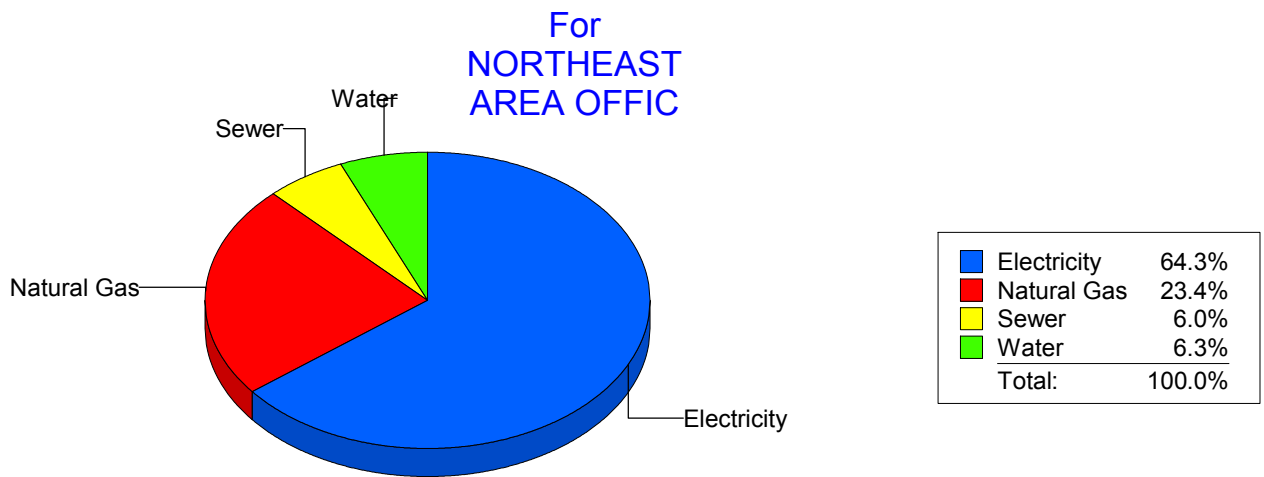
Energy CAP

Cost Avoidance Program

## Cost Summary Graph

Grouped by Energy Type

Energy Type	Use	Units	Meter Cost	Special Charges	Total Cost	Avg Unit Cost	% of Total Cost
Site: NORTHEAST AREA OFFIC - NORTHEAST AREA OFFIC							
Electricity	4,440	KWH	\$541.20	\$0.00	\$541.20	0.1219	64.32%
Natural Gas	152	CCF	\$196.73	\$0.00	\$196.73	1.2943	23.38%
Water	7	CCF	\$52.95	\$0.00	\$52.95	7.5643	6.29%
Sewer	8	CCF	\$50.60	\$0.00	\$50.60	6.3250	6.01%
Total Cost:			\$841.48	\$0.00	\$841.48		



Filters: Cost Center Name Not Equal To DoNotReport; Billing Period Equal To 201011

# elpaso


Energy CAP

Cost Avoidance Program

## Cost Summary Graph

Grouped by Energy Type

Energy Type	Use	Units	Meter Cost	Special Charges	Total Cost	Avg Unit Cost	% of Total Cost
Site: NORTHEAST AREA TRANS - NORTHEAST AREA TRANS							
Electricity	5,612	KWH	\$531.00	\$0.00	\$531.00	0.0946	39.95%
Natural Gas	433	CCF	\$278.79	\$0.00	\$278.79	0.6439	20.98%
Water	47	CCF	\$261.63	\$0.00	\$261.63	5.5666	19.68%
Sewer	36	CCF	\$257.67	\$0.00	\$257.67	7.1575	19.39%
Total Cost:			\$1,329.09	\$0.00	\$1,329.09		



Filters: Cost Center Name Not Equal To DoNotReport; Billing Period Equal To 201011

# elpaso

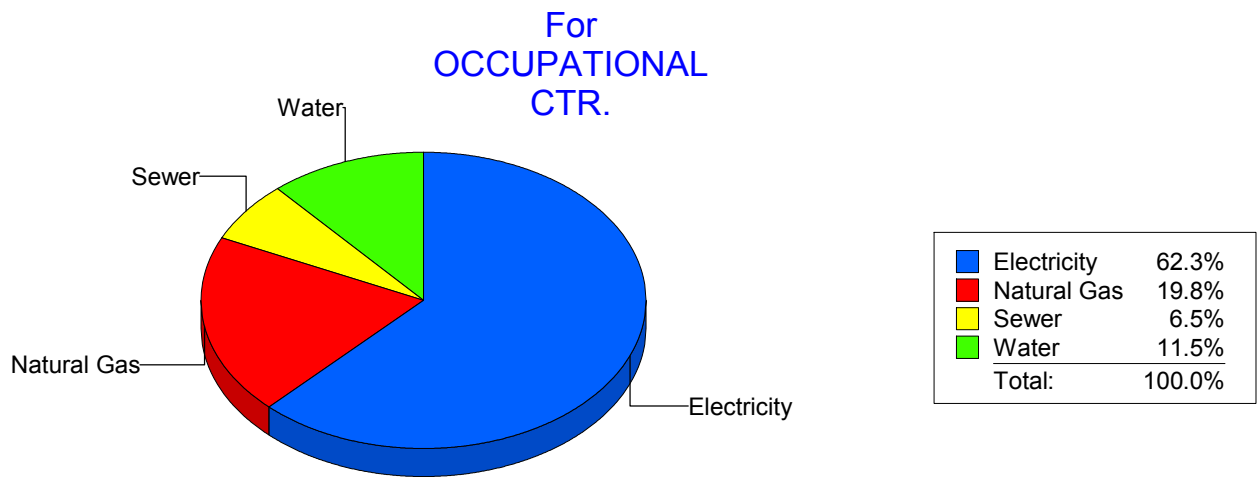
Energy CAP

Cost Avoidance Program

## Cost Summary Graph

Grouped by Energy Type

Energy Type	Use	Units	Meter Cost	Special Charges	Total Cost	Avg Unit Cost	% of Total Cost
Site: OCCUPATIONAL CTR. - OCCUPATIONAL CTR.							
Electricity	6,300	KWH	\$721.59	\$0.00	\$721.59	0.1145	62.25%
Natural Gas	392	CCF	\$229.73	\$0.00	\$229.73	0.5860	19.82%
Water	33	CCF	\$132.91	\$0.00	\$132.91	4.0276	11.47%
Sewer	20	CCF	\$74.88	\$0.00	\$74.88	3.7440	6.46%
Total Cost:			\$1,159.11	\$0.00	\$1,159.11		



Filters: Cost Center Name Not Equal To DoNotReport; Billing Period Equal To 201011

# elpaso

Energy CAP

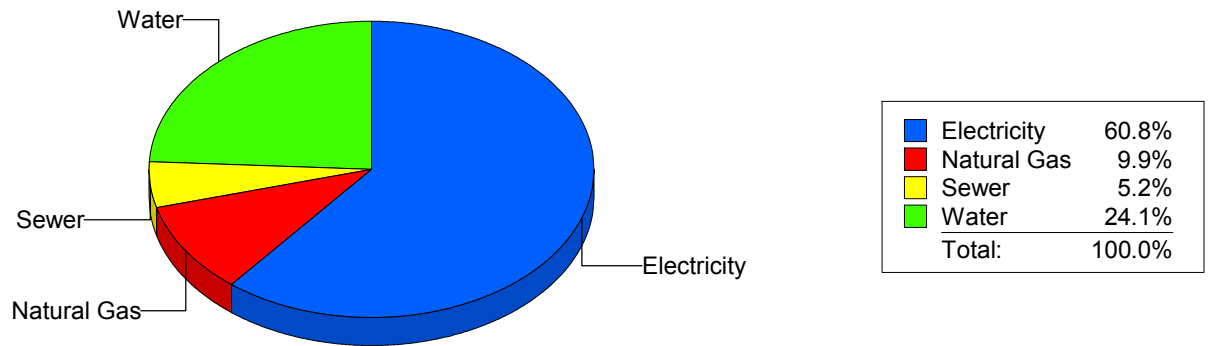
Cost Avoidance Program

## Cost Summary Graph

Grouped by Energy Type

Energy Type	Use	Units	Meter Cost	Special Charges	Total Cost	Avg Unit Cost	% of Total Cost
Site: PARK ELEMENTARY - PARK ELEMENTARY							
Electricity	23,106	KWH	\$3,547.70	\$0.00	\$3,547.70	0.1535	60.76%
Natural Gas	964	CCF	\$580.84	\$0.00	\$580.84	0.6025	9.95%
Water	356	CCF	\$1,409.71	\$0.00	\$1,409.71	3.9599	24.14%
Sewer	100	CCF	\$300.96	\$0.00	\$300.96	3.0096	5.15%
Total Cost:			\$5,839.21	\$0.00	\$5,839.21		

For PARK  
ELEMENTARY



Filters: Cost Center Name Not Equal To DoNotReport; Billing Period Equal To 201011

# elpaso

Energy CAP

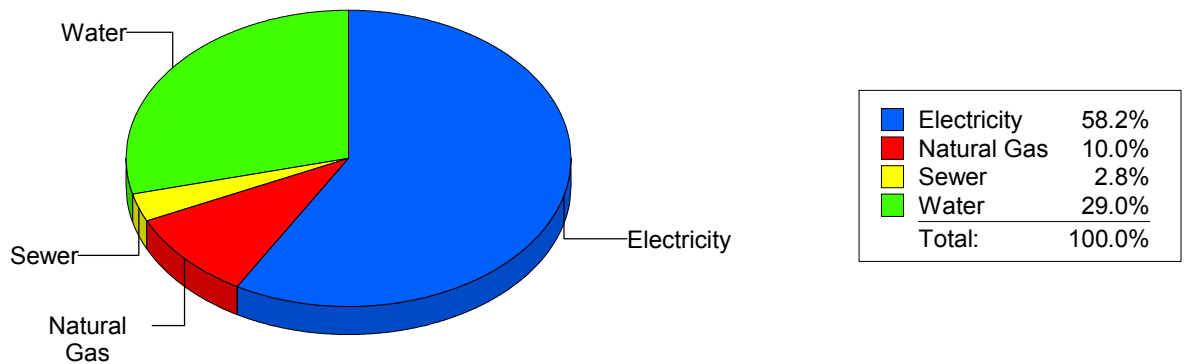
Cost Avoidance Program

## Cost Summary Graph

Grouped by Energy Type

Energy Type	Use	Units	Meter Cost	Special Charges	Total Cost	Avg Unit Cost	% of Total Cost
Site: PAUL MORENO - PAUL MORENO							
Electricity	46,500	KWH	\$5,956.19	\$0.00	\$5,956.19	0.1281	58.20%
Natural Gas	1,884	CCF	\$1,022.05	\$0.00	\$1,022.05	0.5425	9.99%
Water	670	CCF	\$2,970.82	\$0.00	\$2,970.82	4.4341	29.03%
Sewer	77	CCF	\$284.88	\$0.00	\$284.88	3.6997	2.78%
Total Cost:			\$10,233.94	\$0.00	\$10,233.94		

For PAUL MORENO



Filters: Cost Center Name Not Equal To DoNotReport; Billing Period Equal To 201011

# elpaso

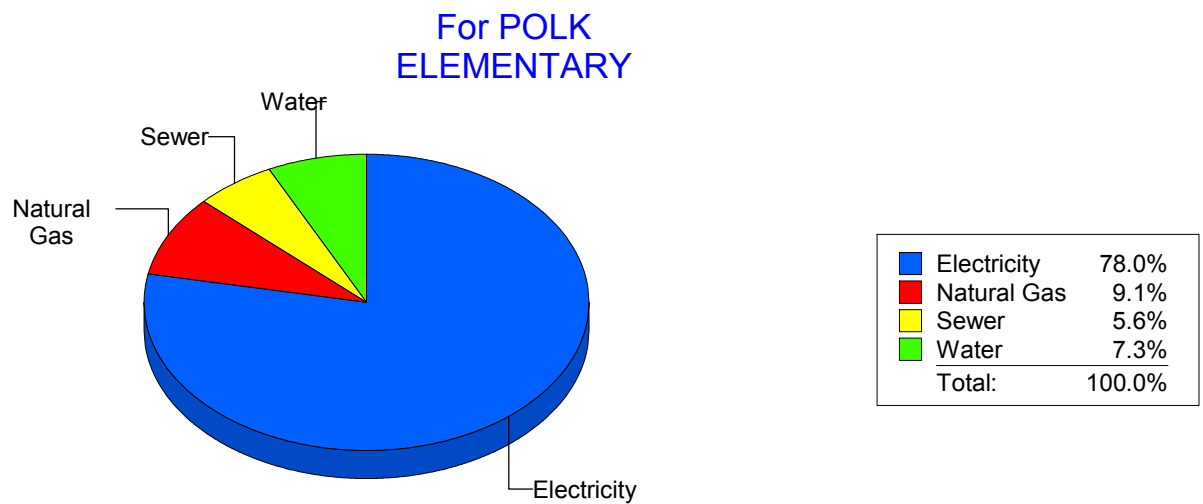
Energy CAP

Cost Avoidance Program

## Cost Summary Graph

Grouped by Energy Type

Energy Type	Use	Units	Meter Cost	Special Charges	Total Cost	Avg Unit Cost	% of Total Cost
Site: POLK ELEMENTARY - POLK ELEMENTARY							
Electricity	31,510	KWH	\$4,470.71	\$0.00	\$4,470.71	0.1419	77.97%
Natural Gas	893	CCF	\$520.61	\$0.00	\$520.61	0.5830	9.08%
Water	203	CCF	\$419.54	\$0.00	\$419.54	2.0667	7.32%
Sewer	146	CCF	\$323.03	\$0.00	\$323.03	2.2125	5.63%
Total Cost:			\$5,733.89	\$0.00	\$5,733.89		



Filters: Cost Center Name Not Equal To DoNotReport; Billing Period Equal To 201011



# elpaso

Energy CAP

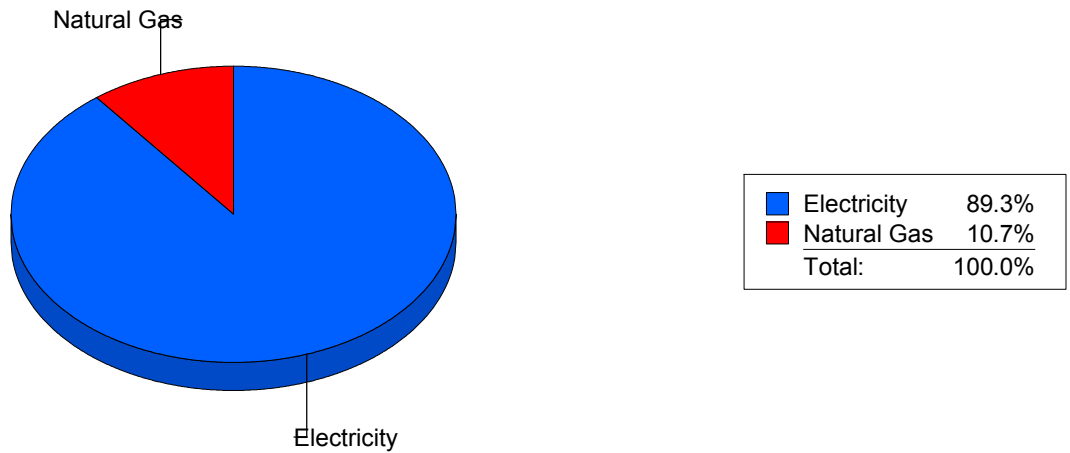
Cost Avoidance Program

## Cost Summary Graph

Grouped by Energy Type

Energy Type	Use	Units	Meter Cost	Special Charges	Total Cost	Avg Unit Cost	% of Total Cost
Site: POWELL - POWELL							
Electricity	48,240	KWH	\$4,237.33	\$0.00	\$4,237.33	0.0878	89.35%
Natural Gas	928	CCF	\$505.07	\$0.00	\$505.07	0.5443	10.65%
Total Cost:			\$4,742.40	\$0.00	\$4,742.40		

For POWELL



Filters: Cost Center Name Not Equal To DoNotReport; Billing Period Equal To 201011

# elpaso

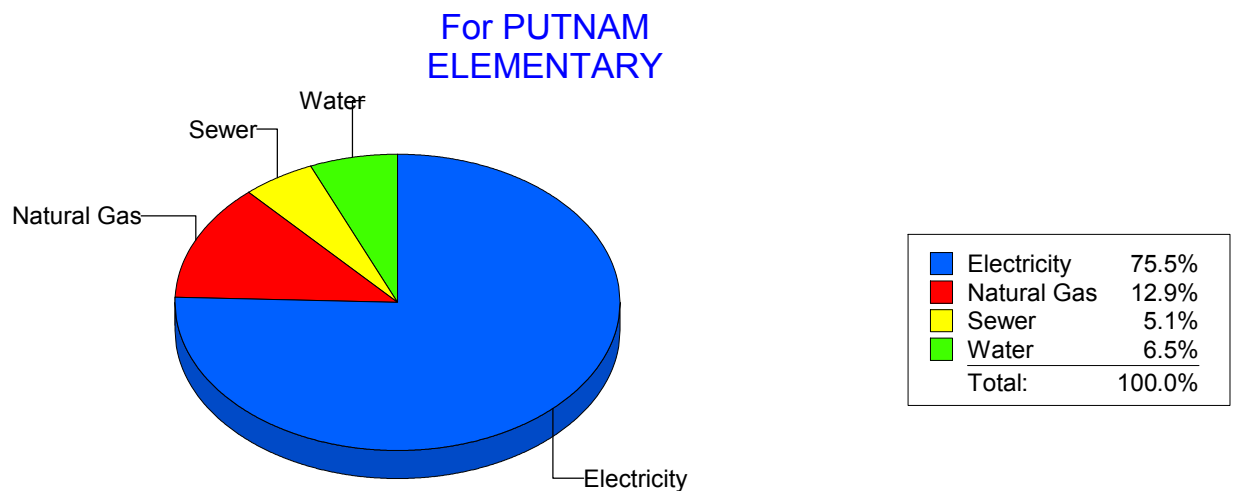
Energy CAP

Cost Avoidance Program

## Cost Summary Graph

Grouped by Energy Type

Energy Type	Use	Units	Meter Cost	Special Charges	Total Cost	Avg Unit Cost	% of Total Cost
Site: PUTNAM ELEMENTARY - PUTNAM ELEMENTARY							
Electricity	27,487	KWH	\$4,018.50	\$0.00	\$4,018.50	0.1462	75.47%
Natural Gas	1,226	CCF	\$685.42	\$0.00	\$685.42	0.5591	12.87%
Water	195	CCF	\$347.29	\$0.00	\$347.29	1.7810	6.52%
Sewer	158	CCF	\$273.38	\$0.00	\$273.38	1.7303	5.13%
Total Cost:			\$5,324.59	\$0.00	\$5,324.59		



Filters: Cost Center Name Not Equal To DoNotReport; Billing Period Equal To 201011

# elpaso

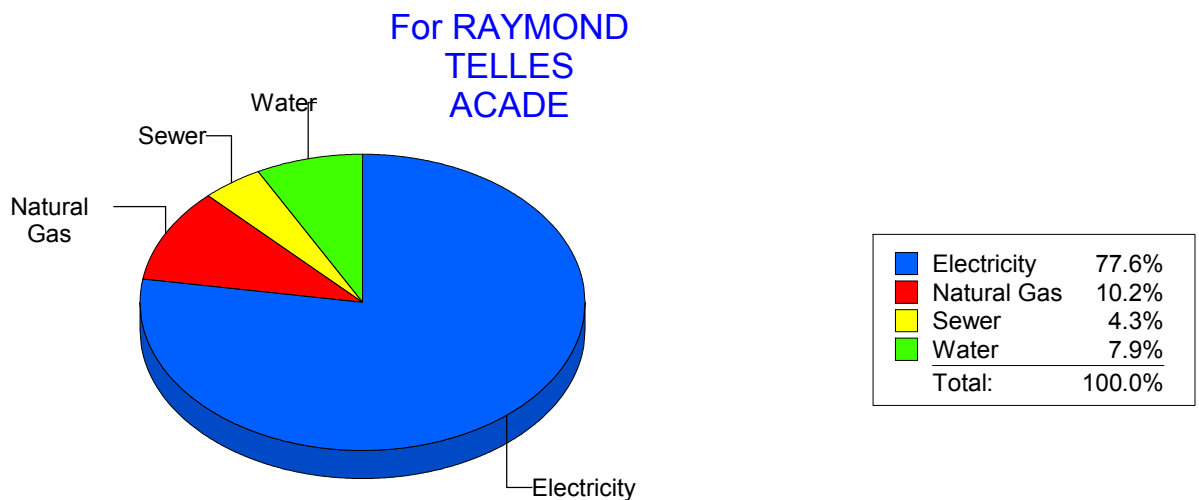
Energy CAP

Cost Avoidance Program

## Cost Summary Graph

Grouped by Energy Type

Energy Type	Use	Units	Meter Cost	Special Charges	Total Cost	Avg Unit Cost	% of Total Cost
Site: RAYMOND TELLES ACADE - RAYMOND TELLES ACADE							
Electricity	34,800	KWH	\$4,218.18	\$0.00	\$4,218.18	0.1212	77.58%
Natural Gas	1,029	CCF	\$556.53	\$0.00	\$556.53	0.5408	10.24%
Water	155	CCF	\$428.32	\$0.00	\$428.32	2.7634	7.88%
Sewer	76	CCF	\$234.13	\$0.00	\$234.13	3.0807	4.31%
Total Cost:			\$5,437.16	\$0.00	\$5,437.16		



Filters: Cost Center Name Not Equal To DoNotReport; Billing Period Equal To 201011

# elpaso

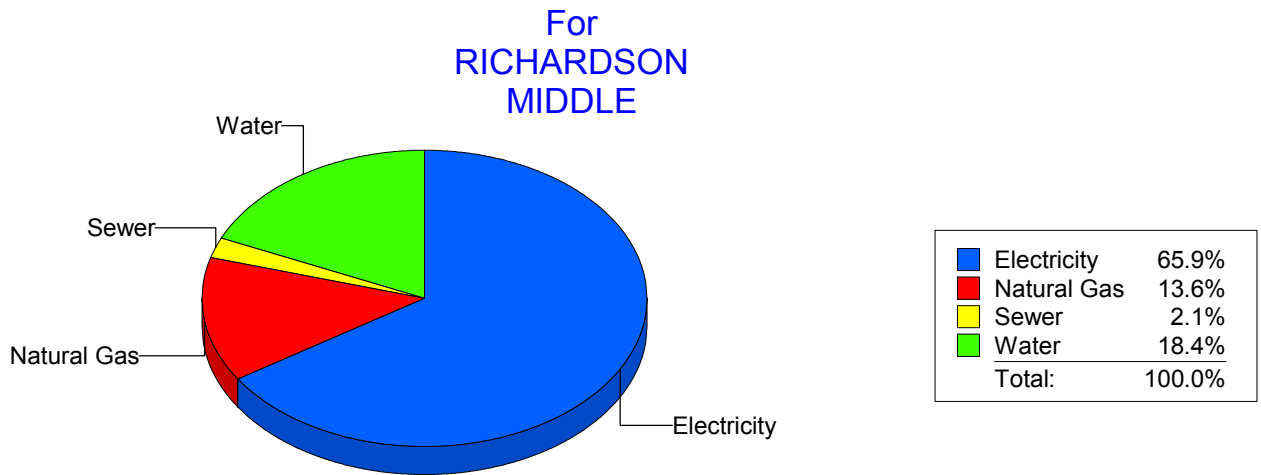
Energy CAP

Cost Avoidance Program

## Cost Summary Graph

Grouped by Energy Type

Energy Type	Use	Units	Meter Cost	Special Charges	Total Cost	Avg Unit Cost	% of Total Cost
Site: RICHARDSON MIDDLE - RICHARDSON MIDDLE							
Electricity	81,000	KWH	\$8,892.30	\$0.00	\$8,892.30	0.1098	65.92%
Natural Gas	3,548	CCF	\$1,834.59	\$0.00	\$1,834.59	0.5171	13.60%
Water	538	CCF	\$2,478.45	\$0.00	\$2,478.45	4.6068	18.37%
Sewer	116	CCF	\$284.93	\$0.00	\$284.93	2.4563	2.11%
Total Cost:			\$13,490.27	\$0.00	\$13,490.27		



Filters: Cost Center Name Not Equal To DoNotReport; Billing Period Equal To 201011

# elpaso

Energy CAP

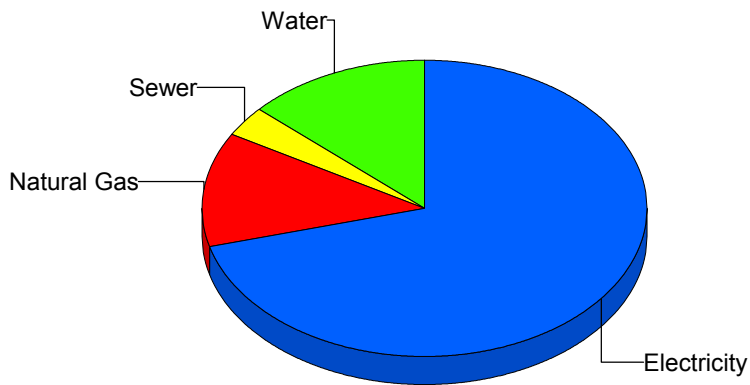
Cost Avoidance Program

## Cost Summary Graph

Grouped by Energy Type

Energy Type	Use	Units	Meter Cost	Special Charges	Total Cost	Avg Unit Cost	% of Total Cost
Site: RIVERA ELEMENTARY - RIVERA ELEMENTARY							
Electricity	43,500	KWH	\$5,831.49	\$0.00	\$5,831.49	0.1341	70.86%
Natural Gas	1,884	CCF	\$1,022.70	\$0.00	\$1,022.70	0.5428	12.43%
Water	369	CCF	\$1,093.37	\$0.00	\$1,093.37	2.9631	13.29%
Sewer	114	CCF	\$282.39	\$0.00	\$282.39	2.4771	3.43%
Total Cost:			\$8,229.95	\$0.00	\$8,229.95		

For RIVERA  
ELEMENTARY



Electricity	70.9%
Natural Gas	12.4%
Sewer	3.4%
Water	13.3%
Total:	100.0%

Filters: Cost Center Name Not Equal To DoNotReport; Billing Period Equal To 201011

# elpaso

Energy CAP

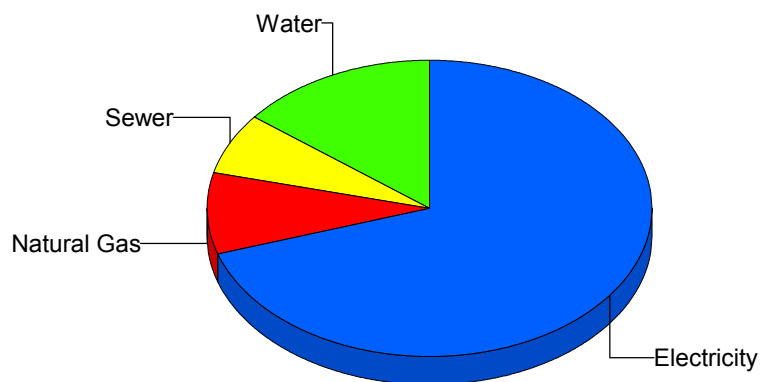
Cost Avoidance Program

## Cost Summary Graph

Grouped by Energy Type

Energy Type	Use	Units	Meter Cost	Special Charges	Total Cost	Avg Unit Cost	% of Total Cost
Site: ROBERTS ELEMENTARY - ROBERTS ELEMENTARY							
Electricity	36,196	KWH	\$4,136.60	\$0.00	\$4,136.60	0.1143	69.99%
Natural Gas	919	CCF	\$528.23	\$0.00	\$528.23	0.5748	8.94%
Water	380	CCF	\$849.69	\$0.00	\$849.69	2.2360	14.38%
Sewer	195	CCF	\$395.37	\$0.00	\$395.37	2.0275	6.69%
Total Cost:			\$5,909.89	\$0.00	\$5,909.89		

For ROBERTS  
ELEMENTARY



Electricity	70.0%
Natural Gas	8.9%
Sewer	6.7%
Water	14.4%
Total:	100.0%

Filters: Cost Center Name Not Equal To DoNotReport; Billing Period Equal To 201011

# elpaso

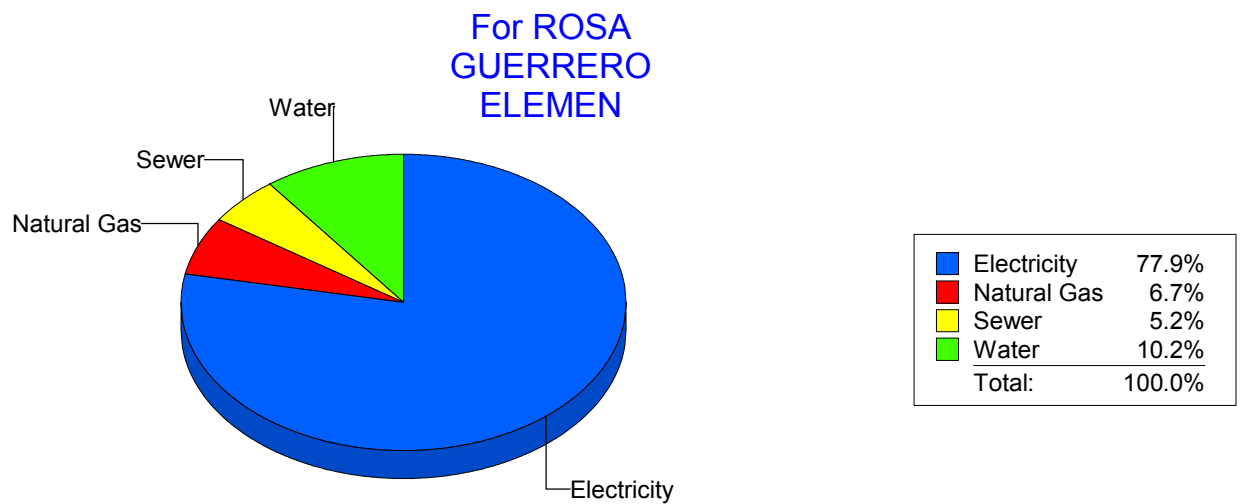
Energy CAP

Cost Avoidance Program

## Cost Summary Graph

Grouped by Energy Type

Energy Type	Use	Units	Meter Cost	Special Charges	Total Cost	Avg Unit Cost	% of Total Cost
Site: ROSA GUERRERO ELEMEN - ROSA GUERRERO ELEMEN							
Electricity	37,680	KWH	\$5,699.07	\$0.00	\$5,699.07	0.1512	77.93%
Natural Gas	843	CCF	\$486.56	\$0.00	\$486.56	0.5772	6.65%
Water	473	CCF	\$748.87	\$0.00	\$748.87	1.5832	10.24%
Sewer	141	CCF	\$378.92	\$0.00	\$378.92	2.6874	5.18%
Total Cost:			\$7,313.42	\$0.00	\$7,313.42		



Filters: Cost Center Name Not Equal To DoNotReport; Billing Period Equal To 201011

# elpaso

Energy CAP

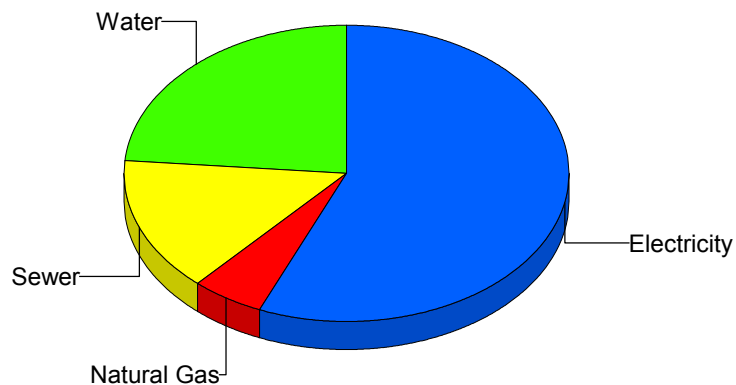
Cost Avoidance Program

## Cost Summary Graph

Grouped by Energy Type

Energy Type	Use	Units	Meter Cost	Special Charges	Total Cost	Avg Unit Cost	% of Total Cost
Site: ROSS MIDDLE SCHOOL - ROSS MIDDLE SCHOOL							
Electricity	39,150	KWH	\$5,396.53	\$0.00	\$5,396.53	0.1378	56.44%
Natural Gas	944	CCF	\$513.22	\$0.00	\$513.22	0.5437	5.37%
Water	1,473	CCF	\$2,261.04	\$0.00	\$2,261.04	1.5350	23.65%
Sewer	987	CCF	\$1,391.10	\$0.00	\$1,391.10	1.4094	14.55%
Total Cost:			\$9,561.89	\$0.00	\$9,561.89		

For ROSS  
MIDDLE  
SCHOOL



Electricity	56.4%
Natural Gas	5.4%
Sewer	14.5%
Water	23.6%
Total:	100.0%

Filters: Cost Center Name Not Equal To DoNotReport; Billing Period Equal To 201011



# elpaso

Energy CAP

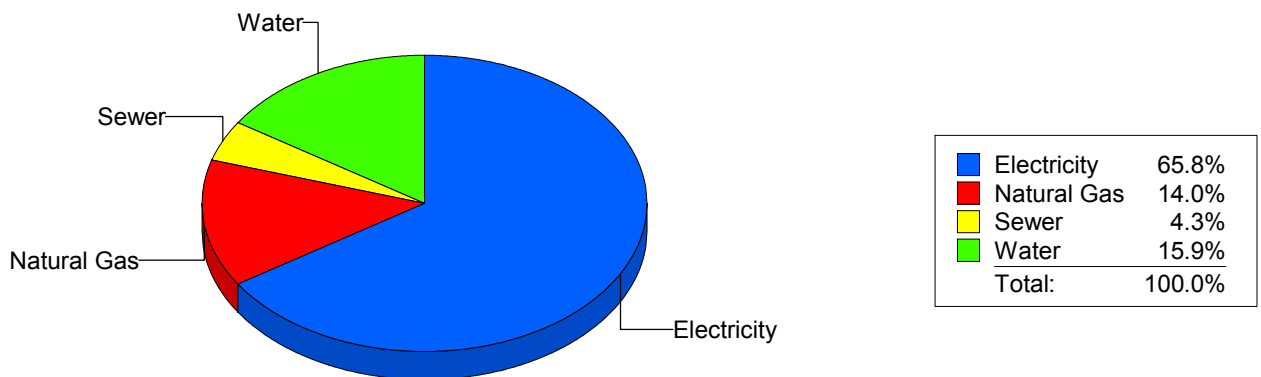
Cost Avoidance Program

## Cost Summary Graph

Grouped by Energy Type

Energy Type	Use	Units	Meter Cost	Special Charges	Total Cost	Avg Unit Cost	% of Total Cost
Site: RUSK ELEMENTARY - RUSK ELEMENTARY							
Electricity	22,056	KWH	\$2,856.03	\$0.00	\$2,856.03	0.1295	65.78%
Natural Gas	1,074	CCF	\$607.88	\$0.00	\$607.88	0.5660	14.00%
Water	247	CCF	\$691.55	\$0.00	\$691.55	2.7998	15.93%
Sewer	90	CCF	\$186.65	\$0.00	\$186.65	2.0739	4.30%
Total Cost:			\$4,342.11	\$0.00	\$4,342.11		

For RUSK  
ELEMENTARY



Filters: Cost Center Name Not Equal To DoNotReport; Billing Period Equal To 201011

# elpaso

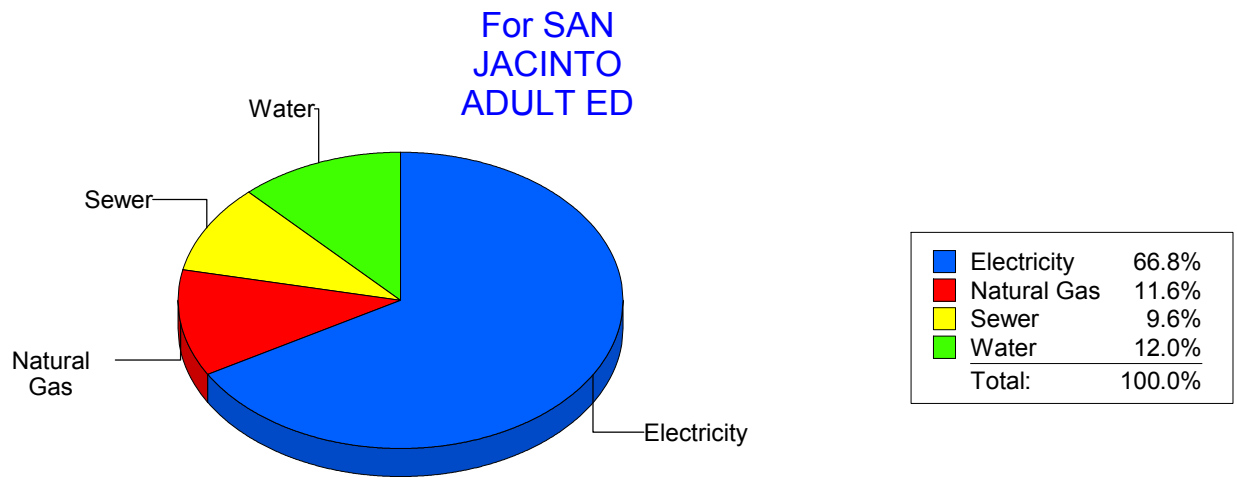
Energy CAP

Cost Avoidance Program

## Cost Summary Graph

Grouped by Energy Type

Energy Type	Use	Units	Meter Cost	Special Charges	Total Cost	Avg Unit Cost	% of Total Cost
Site: SAN JACINTO ADULT ED - SAN JACINTO ADULT ED							
Electricity	5,400	KWH	\$757.80	\$0.00	\$757.80	0.1403	66.78%
Natural Gas	206	CCF	\$131.12	\$0.00	\$131.12	0.6365	11.56%
Water	51	CCF	\$136.58	\$0.00	\$136.58	2.6780	12.04%
Sewer	37	CCF	\$109.23	\$0.00	\$109.23	2.9522	9.63%
Total Cost:			\$1,134.73	\$0.00	\$1,134.73		



Filters: Cost Center Name Not Equal To DoNotReport; Billing Period Equal To 201011

# elpaso

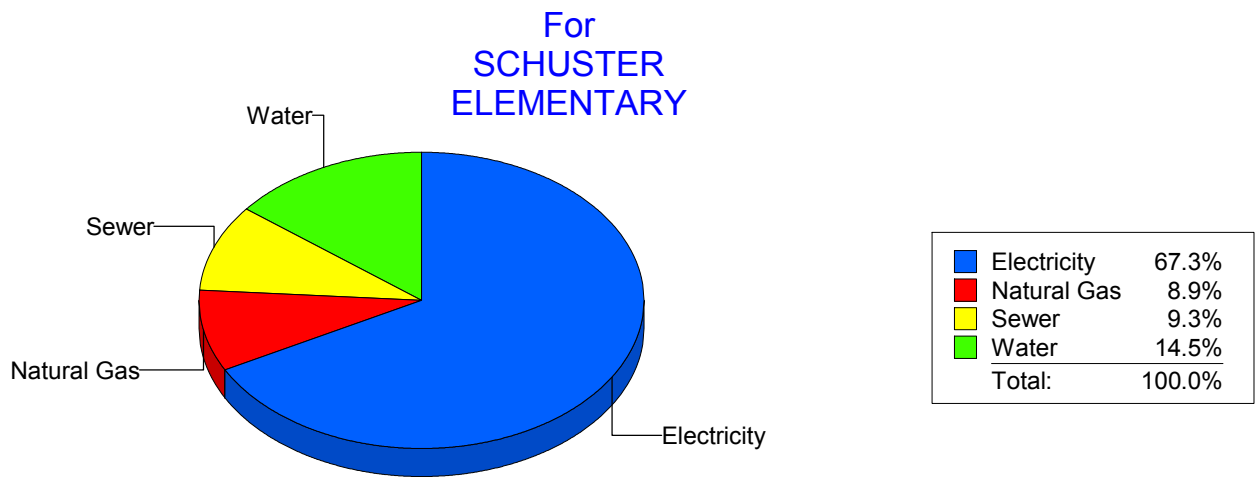
Energy CAP

Cost Avoidance Program

## Cost Summary Graph

Grouped by Energy Type

Energy Type	Use	Units	Meter Cost	Special Charges	Total Cost	Avg Unit Cost	% of Total Cost
Site: SCHUSTER ELEMENTARY - SCHUSTER ELEMENTARY							
Electricity	20,240	KWH	\$2,052.06	\$0.00	\$2,052.06	0.1014	67.33%
Natural Gas	470	CCF	\$271.05	\$0.00	\$271.05	0.5767	8.89%
Water	262	CCF	\$442.53	\$0.00	\$442.53	1.6890	14.52%
Sewer	173	CCF	\$281.95	\$0.00	\$281.95	1.6298	9.25%
Total Cost:			\$3,047.59	\$0.00	\$3,047.59		



Filters: Cost Center Name Not Equal To DoNotReport; Billing Period Equal To 201011

elpaso

Energy CAP

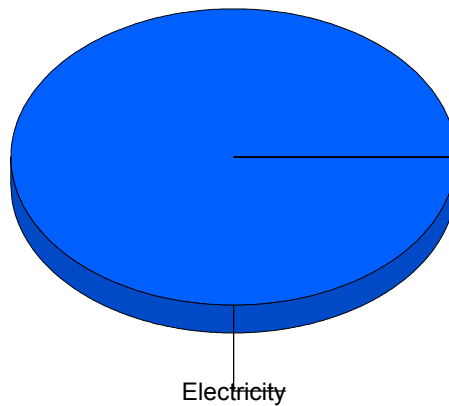
Cost Avoidance Program

## Cost Summary Graph

Grouped by Energy Type

Energy Type	Use	Units	Meter Cost	Special Charges	Total Cost	Avg Unit Cost	% of Total Cost
Site: SKYPARK - SKY PARK							
Electricity	3,192 KWH		\$473.87	\$0.00	\$473.87	0.1485	100.00%
Total Cost:			\$473.87	\$0.00	\$473.87		

For SKY PARK



Filters: Cost Center Name Not Equal To DoNotReport; Billing Period Equal To 201011

elpaso

Energy CAP

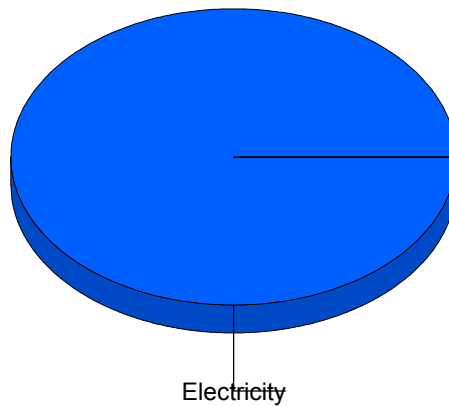
Cost Avoidance Program

## Cost Summary Graph

Grouped by Energy Type

Energy Type	Use	Units	Meter Cost	Special Charges	Total Cost	Avg Unit Cost	% of Total Cost
Site: SKYPARKIB1 - SKY PARK I B1							
Electricity	1,340 KWH		\$188.39	\$0.00	\$188.39	0.1406	100.00%
Total Cost:			\$188.39	\$0.00	\$188.39		

For SKY PARK  
I B1



■ Electricity	100.0%
Total:	100.0%

Filters: Cost Center Name Not Equal To DoNotReport; Billing Period Equal To 201011

# elpaso

Energy CAP

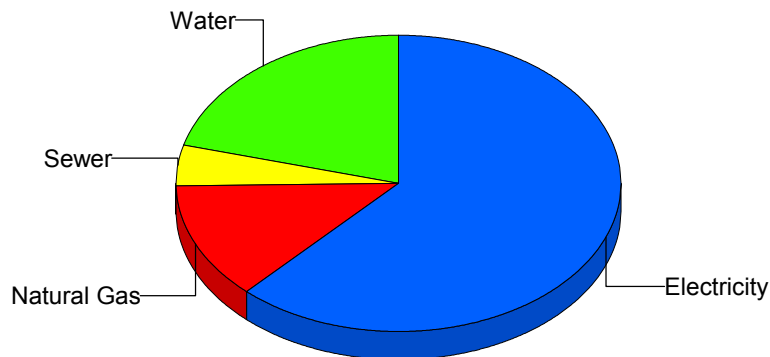
Cost Avoidance Program

## Cost Summary Graph

Grouped by Energy Type

Energy Type	Use	Units	Meter Cost	Special Charges	Total Cost	Avg Unit Cost	% of Total Cost
Site: STANTON ELEMENTARY - STANTON ELEMENTARY							
Electricity	22,902	KWH	\$3,276.77	\$0.00	\$3,276.77	0.1431	61.87%
Natural Gas	1,209	CCF	\$681.39	\$0.00	\$681.39	0.5636	12.87%
Water	346	CCF	\$1,103.08	\$0.00	\$1,103.08	3.1881	20.83%
Sewer	97	CCF	\$234.91	\$0.00	\$234.91	2.4218	4.44%
Total Cost:			\$5,296.15	\$0.00	\$5,296.15		

For STANTON  
ELEMENTARY



Electricity	61.9%
Natural Gas	12.9%
Sewer	4.4%
Water	20.8%
Total:	100.0%

Filters: Cost Center Name Not Equal To DoNotReport; Billing Period Equal To 201011

# elpaso

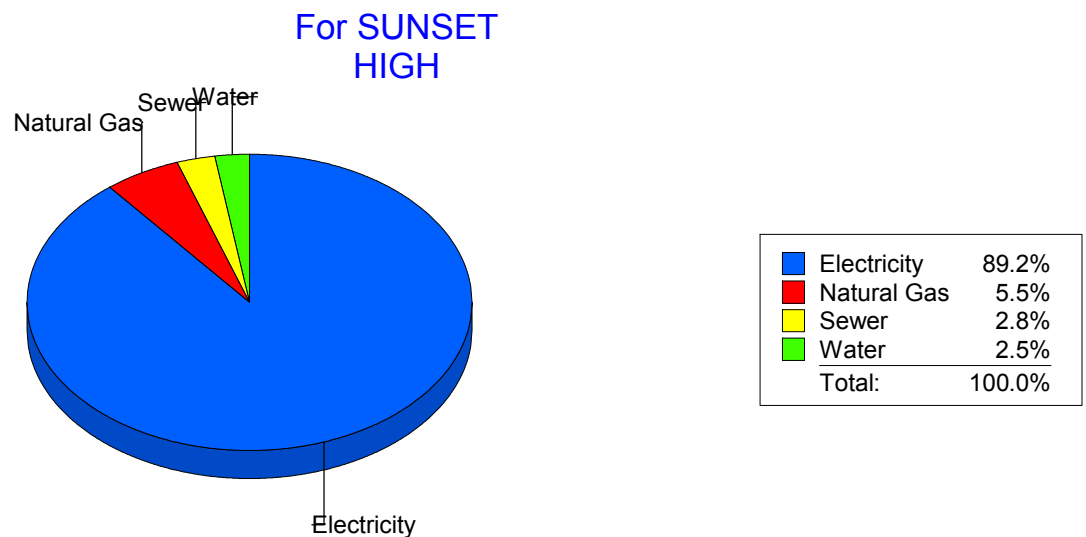
Energy CAP

Cost Avoidance Program

## Cost Summary Graph

Grouped by Energy Type

Energy Type	Use	Units	Meter Cost	Special Charges	Total Cost	Avg Unit Cost	% of Total Cost
Site: SUNSET HIGH - SUNSET HIGH							
Electricity	19,800	KWH	\$2,758.53	\$0.00	\$2,758.53	0.1393	89.17%
Natural Gas	282	CCF	\$171.62	\$0.00	\$171.62	0.6086	5.55%
Water	10	CCF	\$77.13	\$0.00	\$77.13	7.7130	2.49%
Sewer	19	CCF	\$86.37	\$0.00	\$86.37	4.5458	2.79%
Total Cost:			\$3,093.65	\$0.00	\$3,093.65		



Filters: Cost Center Name Not Equal To DoNotReport; Billing Period Equal To 201011

# elpaso

Energy CAP

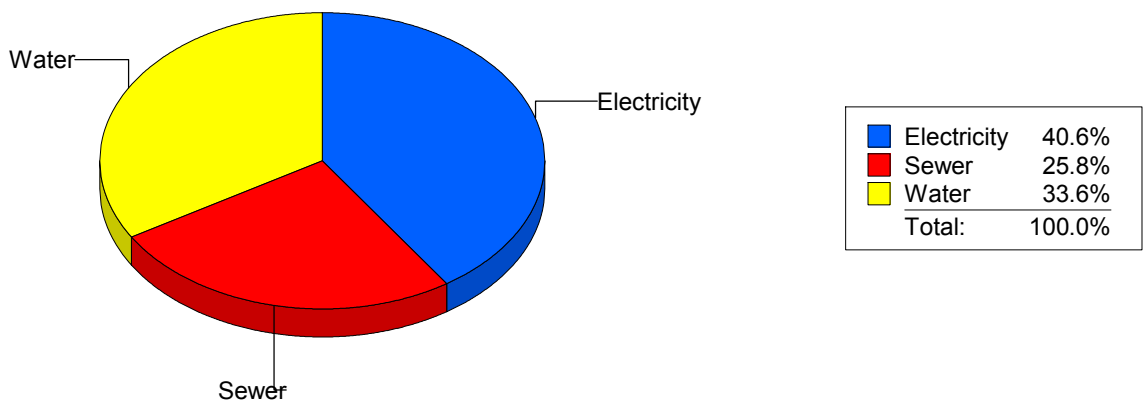
Cost Avoidance Program

## Cost Summary Graph

Grouped by Energy Type

Energy Type	Use	Units	Meter Cost	Special Charges	Total Cost	Avg Unit Cost	% of Total Cost
Site: TENNISCENTER - TENNIS CENTER							
Electricity	198 KWH		\$100.17	\$0.00	\$100.17	0.5059	40.62%
Water	14 CCF		\$82.93	\$0.00	\$82.93	5.9236	33.63%
Sewer	1 CCF		\$63.51	\$0.00	\$63.51	63.5100	25.75%
Total Cost:			\$246.61	\$0.00	\$246.61		

For TENNIS  
CENTER



Filters: Cost Center Name Not Equal To DoNotReport; Billing Period Equal To 201011



# elpaso

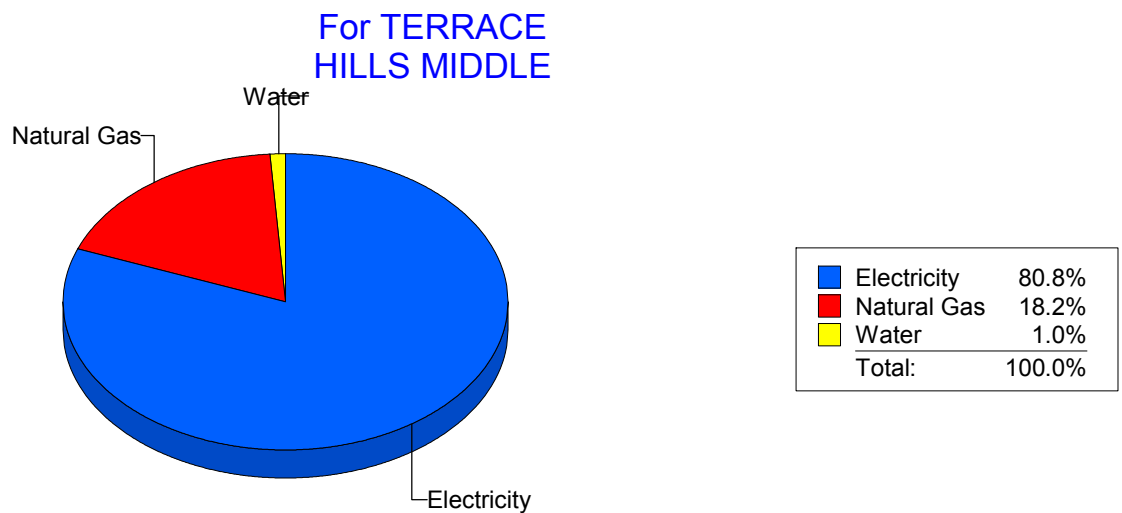
Energy CAP

Cost Avoidance Program

## Cost Summary Graph

Grouped by Energy Type

Energy Type	Use	Units	Meter Cost	Special Charges	Total Cost	Avg Unit Cost	% of Total Cost
Site: TERRACE HILLS MIDDLE - TERRACE HILLS MIDDLE							
Electricity	27,750	KWH	\$3,012.15	\$0.00	\$3,012.15	0.1085	80.83%
Natural Gas	1,212	CCF	\$678.19	\$0.00	\$678.19	0.5596	18.20%
Water	0	CCF	\$36.36	\$0.00	\$36.36	0.0000	0.98%
Total Cost:			\$3,726.70	\$0.00	\$3,726.70		



Filters: Cost Center Name Not Equal To DoNotReport; Billing Period Equal To 201011

# elpaso

Energy CAP

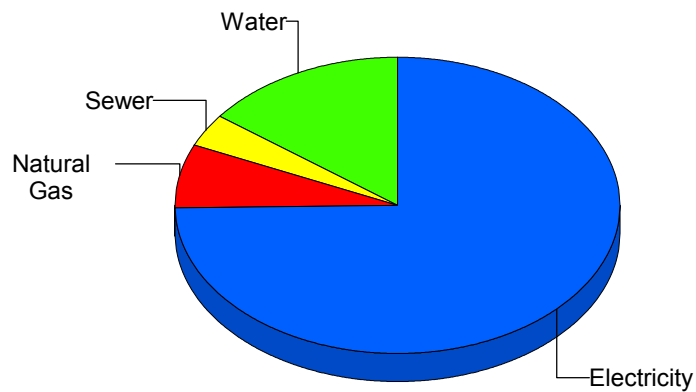
Cost Avoidance Program

## Cost Summary Graph

Grouped by Energy Type

Energy Type	Use	Units	Meter Cost	Special Charges	Total Cost	Avg Unit Cost	% of Total Cost
Site: TIPPIN - TIPPIN ELEMENTARY							
Electricity	48,360	KWH	\$6,062.96	\$0.00	\$6,062.96	0.1254	74.70%
Natural Gas	1,066	CCF	\$575.38	\$0.00	\$575.38	0.5398	7.09%
Water	309	CCF	\$1,199.91	\$0.00	\$1,199.91	3.8832	14.78%
Sewer	111	CCF	\$278.58	\$0.00	\$278.58	2.5097	3.43%
Total Cost:			\$8,116.83	\$0.00	\$8,116.83		

For TIPPIN  
ELEMENTARY



Electricity	74.7%
Natural Gas	7.1%
Sewer	3.4%
Water	14.8%
Total:	100.0%

Filters: Cost Center Name Not Equal To DoNotReport; Billing Period Equal To 201011

# elpaso

Energy CAP

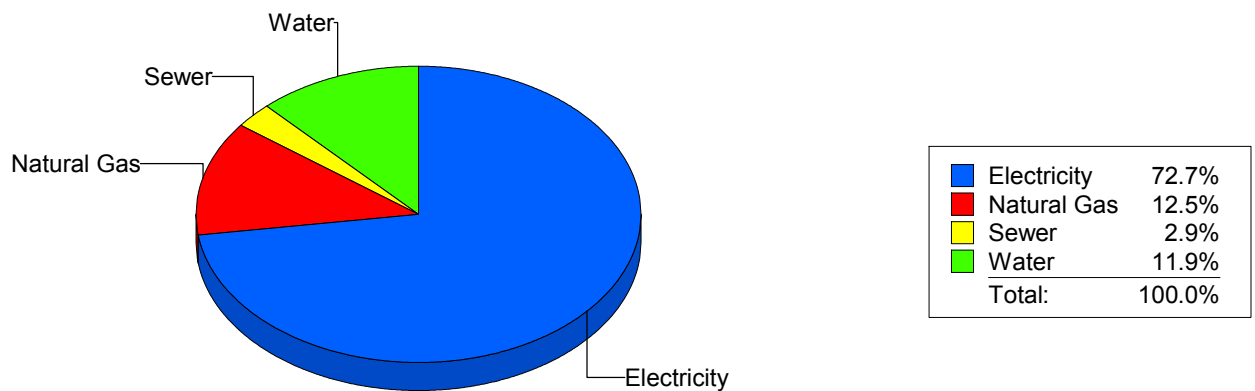
Cost Avoidance Program

## Cost Summary Graph

Grouped by Energy Type

Energy Type	Use	Units	Meter Cost	Special Charges	Total Cost	Avg Unit Cost	% of Total Cost
Site: TOMLEA - TOM LEA							
Electricity	46,680	KWH	\$5,463.01	\$0.00	\$5,463.01	0.1170	72.73%
Natural Gas	1,774	CCF	\$936.17	\$0.00	\$936.17	0.5277	12.46%
Water	248	CCF	\$892.95	\$0.00	\$892.95	3.6006	11.89%
Sewer	64	CCF	\$218.89	\$0.00	\$218.89	3.4202	2.91%
Total Cost:			\$7,511.02	\$0.00	\$7,511.02		

For TOM LEA



Filters: Cost Center Name Not Equal To DoNotReport; Billing Period Equal To 201011

# elpaso

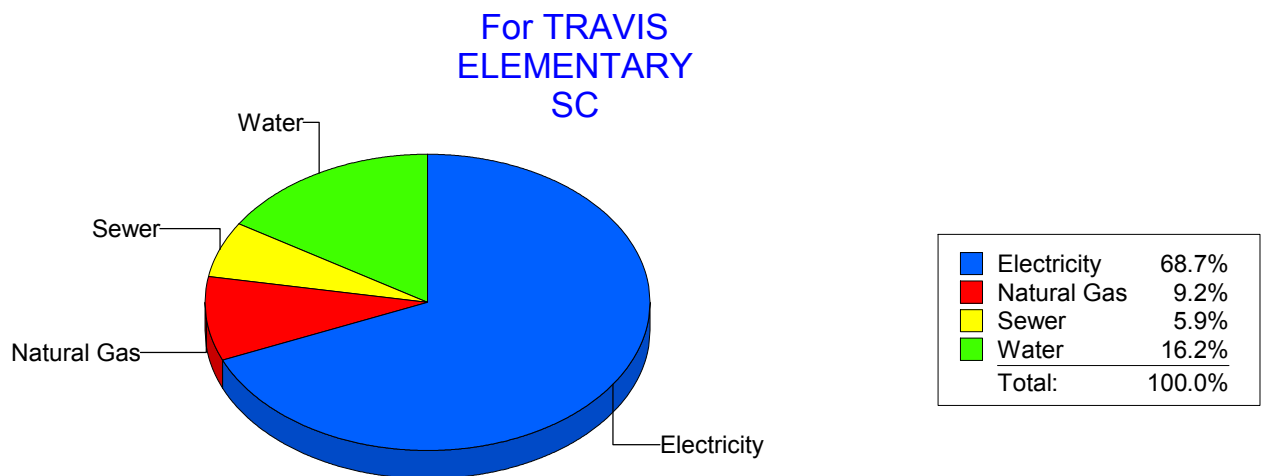
Energy CAP

Cost Avoidance Program

## Cost Summary Graph

Grouped by Energy Type

Energy Type	Use	Units	Meter Cost	Special Charges	Total Cost	Avg Unit Cost	% of Total Cost
Site: TRAVIS ELEMENTARY SC - TRAVIS ELEMENTARY SC							
Electricity	21,271	KWH	\$2,763.38	\$0.00	\$2,763.38	0.1299	68.68%
Natural Gas	607	CCF	\$370.75	\$0.00	\$370.75	0.6108	9.22%
Water	122	CCF	\$652.98	\$0.00	\$652.98	5.3523	16.23%
Sewer	98	CCF	\$236.18	\$0.00	\$236.18	2.4100	5.87%
Total Cost:			\$4,023.29	\$0.00	\$4,023.29		



Filters: Cost Center Name Not Equal To DoNotReport; Billing Period Equal To 201011

# elpaso

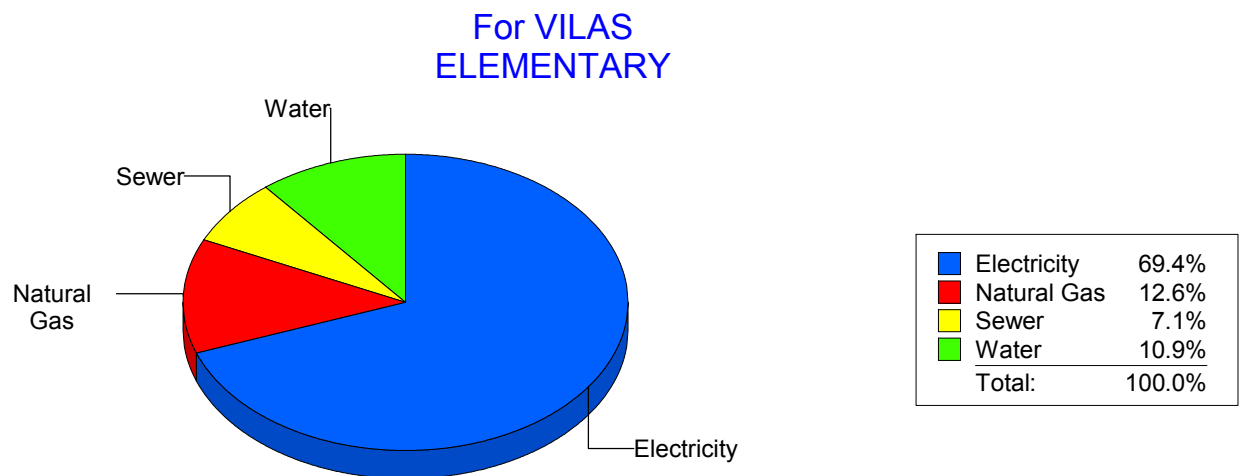
Energy CAP

Cost Avoidance Program

## Cost Summary Graph

Grouped by Energy Type

Energy Type	Use	Units	Meter Cost	Special Charges	Total Cost	Avg Unit Cost	% of Total Cost
Site: VILAS ELEMENTARY - VILAS ELEMENTARY							
Electricity	29,998	KWH	\$4,262.37	\$0.00	\$4,262.37	0.1421	69.39%
Natural Gas	1,264	CCF	\$771.19	\$0.00	\$771.19	0.6101	12.56%
Water	178	CCF	\$670.76	\$0.00	\$670.76	3.7683	10.92%
Sewer	141	CCF	\$438.14	\$0.00	\$438.14	3.1074	7.13%
Total Cost:			\$6,142.46	\$0.00	\$6,142.46		



Filters: Cost Center Name Not Equal To DoNotReport; Billing Period Equal To 201011

# elpaso

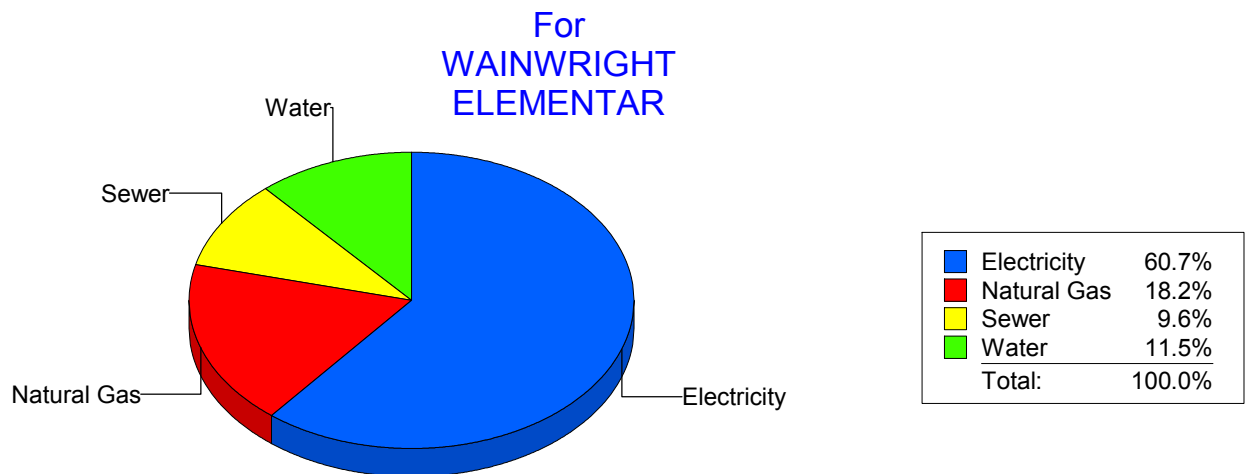
Energy CAP

Cost Avoidance Program

## Cost Summary Graph

Grouped by Energy Type

Energy Type	Use	Units	Meter Cost	Special Charges	Total Cost	Avg Unit Cost	% of Total Cost
Site: WAINWRIGHT ELEMENTAR - WAINWRIGHT ELEMENTAR							
Electricity	6,727	KWH	\$944.54	\$0.00	\$944.54	0.1404	60.75%
Natural Gas	381	CCF	\$282.66	\$0.00	\$282.66	0.7419	18.18%
Water	23	CCF	\$179.06	\$0.00	\$179.06	7.7852	11.52%
Sewer	11	CCF	\$148.56	\$0.00	\$148.56	13.5055	9.55%
Total Cost:			\$1,554.82	\$0.00	\$1,554.82		



Filters: Cost Center Name Not Equal To DoNotReport; Billing Period Equal To 201011

# elpaso

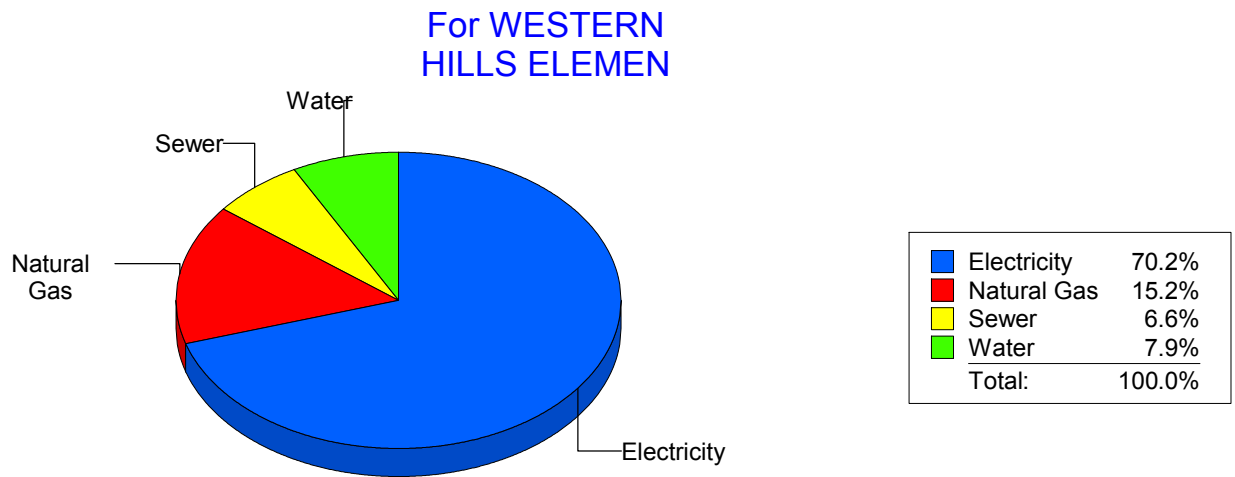
Energy CAP

Cost Avoidance Program

## Cost Summary Graph

Grouped by Energy Type

Energy Type	Use	Units	Meter Cost	Special Charges	Total Cost	Avg Unit Cost	% of Total Cost
Site: WESTERN HILLS ELEMEN - WESTERN HILLS ELEMEN							
Electricity	38,760	KWH	\$4,530.04	\$0.00	\$4,530.04	0.1169	70.24%
Natural Gas	1,865	CCF	\$982.55	\$0.00	\$982.55	0.5268	15.24%
Water	194	CCF	\$509.98	\$0.00	\$509.98	2.6288	7.91%
Sewer	120	CCF	\$426.59	\$0.00	\$426.59	3.5549	6.61%
Total Cost:			\$6,449.16	\$0.00	\$6,449.16		



Filters: Cost Center Name Not Equal To DoNotReport; Billing Period Equal To 201011

elpaso

Energy CAP

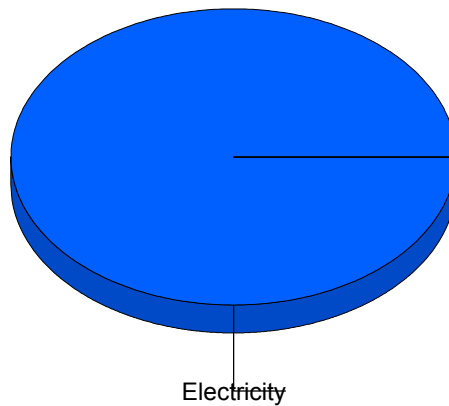
Cost Avoidance Program

## Cost Summary Graph

Grouped by Energy Type

Energy Type	Use	Units	Meter Cost	Special Charges	Total Cost	Avg Unit Cost	% of Total Cost
Site: WESTSIDE TRANSPORTAT - WESTSIDE TRANSPORTAT							
Electricity		1,871 KWH	\$240.34	\$0.00	\$240.34	0.1285	100.00%
Total Cost:			\$240.34	\$0.00	\$240.34		

For WESTSIDE  
TRANSPORTAT



■ Electricity	100.0%
Total:	100.0%

Filters: Cost Center Name Not Equal To DoNotReport; Billing Period Equal To 201011



# elpaso

Energy CAP

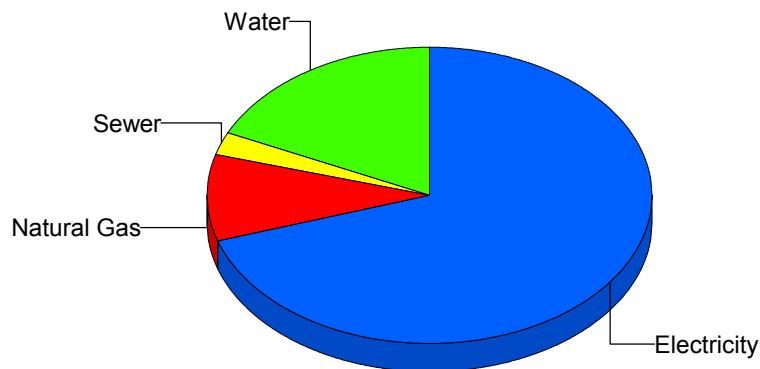
Cost Avoidance Program

## Cost Summary Graph

Grouped by Energy Type

Energy Type	Use	Units	Meter Cost	Special Charges	Total Cost	Avg Unit Cost	% of Total Cost
Site: WHITAKER ELEMENTARY - WHITAKER ELEMENTARY							
Electricity	60,480	KWH	\$7,199.96	\$0.00	\$7,199.96	0.1190	69.88%
Natural Gas	1,874	CCF	\$987.14	\$0.00	\$987.14	0.5268	9.58%
Water	803	CCF	\$1,857.82	\$0.00	\$1,857.82	2.3136	18.03%
Sewer	95	CCF	\$258.26	\$0.00	\$258.26	2.7185	2.51%
Total Cost:			\$10,303.18	\$0.00	\$10,303.18		

For WHITAKER  
ELEMENTARY



Electricity	69.9%
Natural Gas	9.6%
Sewer	2.5%
Water	18.0%
Total:	100.0%

Filters: Cost Center Name Not Equal To DoNotReport; Billing Period Equal To 201011

# elpaso

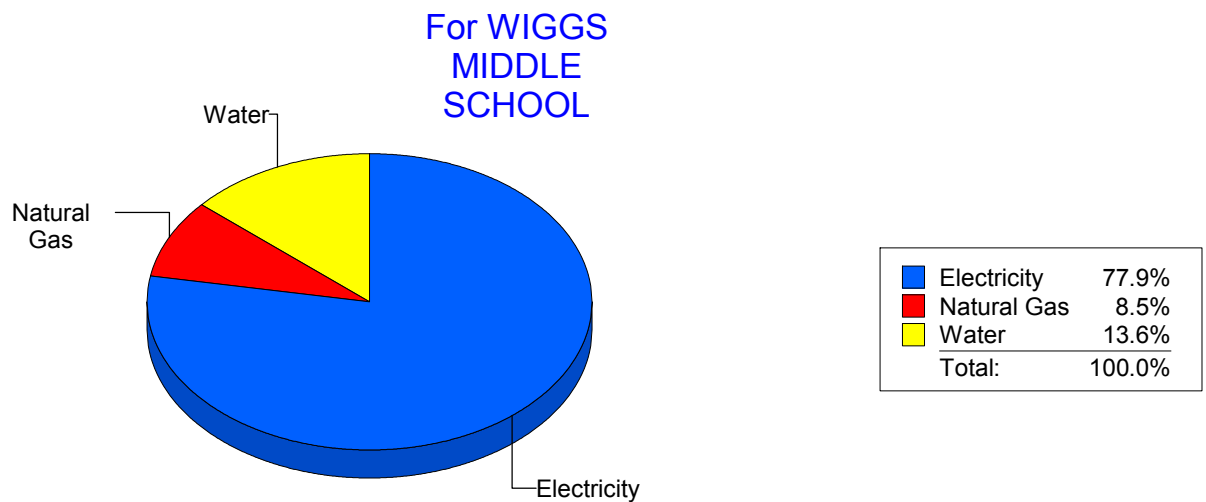
Energy CAP

Cost Avoidance Program

## Cost Summary Graph

Grouped by Energy Type

Energy Type	Use	Units	Meter Cost	Special Charges	Total Cost	Avg Unit Cost	% of Total Cost
Site: WIGGS MIDDLE SCHOOL - WIGGS MIDDLE SCHOOL							
Electricity	47,120	KWH	\$5,627.12	\$0.00	\$5,627.12	0.1194	77.90%
Natural Gas	1,141	CCF	\$613.60	\$0.00	\$613.60	0.5378	8.49%
Water	224	CCF	\$982.36	\$0.00	\$982.36	4.3855	13.60%
Total Cost:			\$7,223.08	\$0.00	\$7,223.08		



Filters: Cost Center Name Not Equal To DoNotReport; Billing Period Equal To 201011

# elpaso

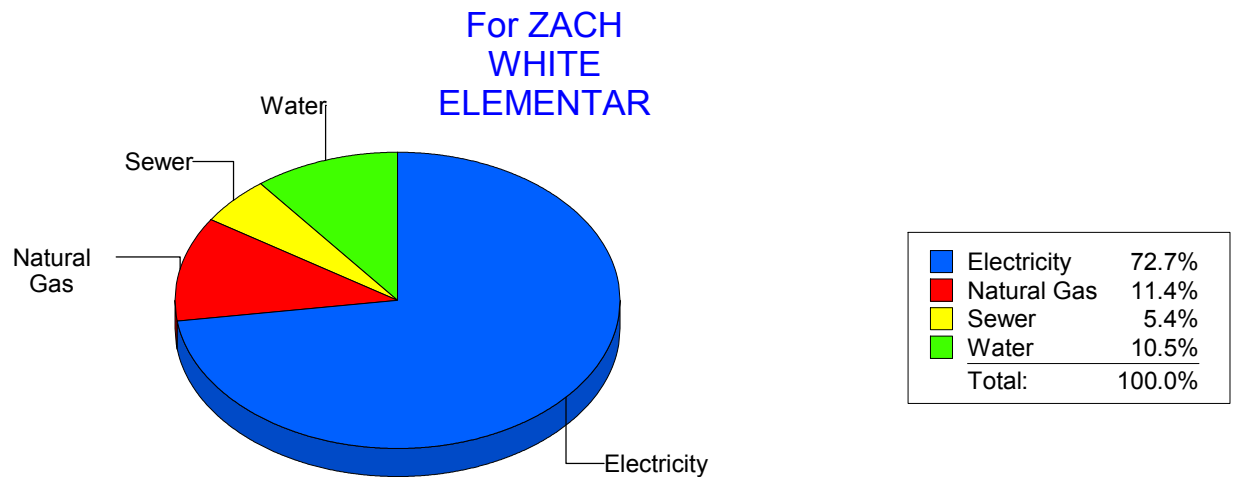
Energy CAP

Cost Avoidance Program

## Cost Summary Graph

Grouped by Energy Type

Energy Type	Use	Units	Meter Cost	Special Charges	Total Cost	Avg Unit Cost	% of Total Cost
Site: ZACH WHITE ELEMENTAR - ZACH WHITE ELEMENTAR							
Electricity	42,300	KWH	\$5,400.57	\$0.00	\$5,400.57	0.1277	72.70%
Natural Gas	1,529	CCF	\$844.70	\$0.00	\$844.70	0.5525	11.37%
Water	263	CCF	\$780.46	\$0.00	\$780.46	2.9675	10.51%
Sewer	111	CCF	\$403.06	\$0.00	\$403.06	3.6312	5.43%
Total Cost:			\$7,428.79	\$0.00	\$7,428.79		



Filters: Cost Center Name Not Equal To DoNotReport; Billing Period Equal To 201011

# elpaso

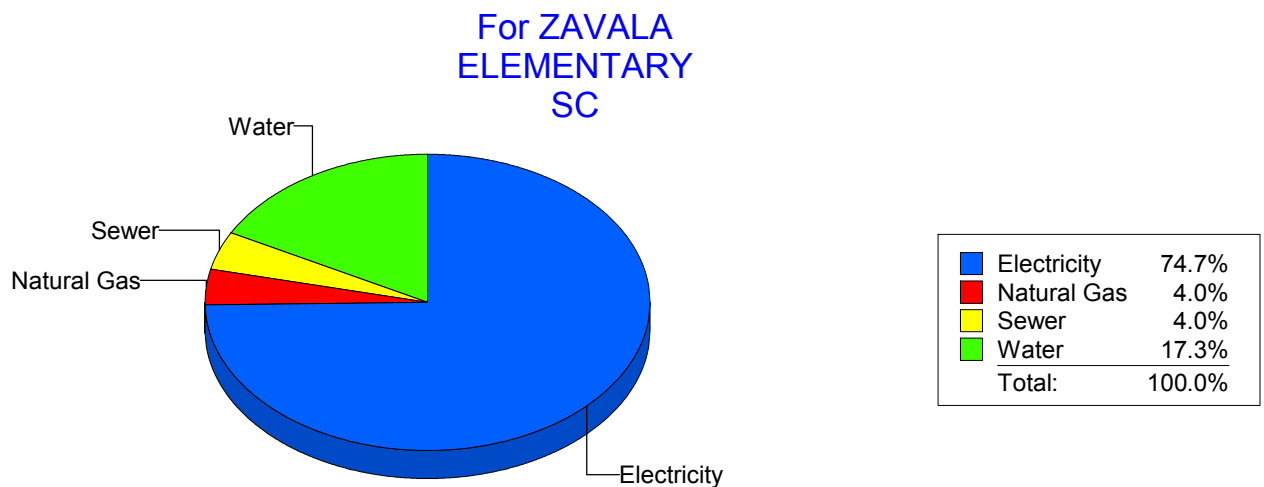
Energy CAP

Cost Avoidance Program

## Cost Summary Graph

Grouped by Energy Type

Energy Type	Use	Units	Meter Cost	Special Charges	Total Cost	Avg Unit Cost	% of Total Cost
Site: ZAVALA ELEMENTARY SC - ZAVALA ELEMENTARY SC							
Electricity	24,753	KWH	\$2,288.97	\$0.00	\$2,288.97	0.0925	74.69%
Natural Gas	191	CCF	\$123.20	\$0.00	\$123.20	0.6450	4.02%
Water	144	CCF	\$530.38	\$0.00	\$530.38	3.6832	17.31%
Sewer	47	CCF	\$121.93	\$0.00	\$121.93	2.5943	3.98%
Total Cost:			\$3,064.48	\$0.00	\$3,064.48		



Filters: Cost Center Name Not Equal To DoNotReport; Billing Period Equal To 201011

# elpaso

Energy CAP

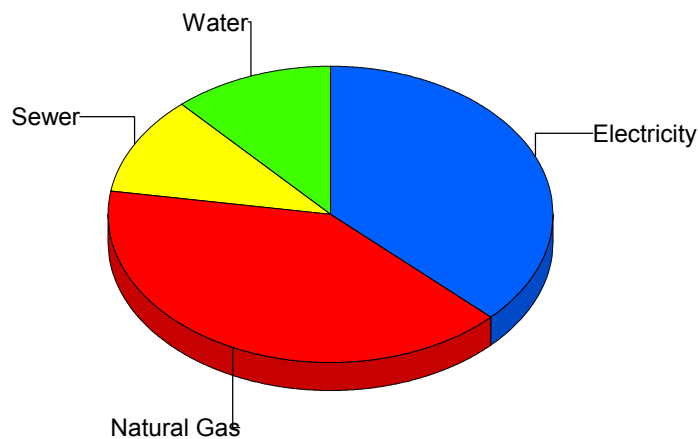
Cost Avoidance Program

## Cost Summary Graph

Grouped by Energy Type

Energy Type	Use	Units	Meter Cost	Special Charges	Total Cost	Avg Unit Cost	% of Total Cost
Site: ZUNI COTTAGES - ZUNI COTTAGES							
Electricity		395 KWH	\$77.23	\$0.00	\$77.23	0.1955	37.11%
Natural Gas		41 CCF	\$83.81	\$0.00	\$83.81	2.0441	40.27%
Water		2 CCF	\$24.30	\$0.00	\$24.30	12.1500	11.68%
Sewer		2 CCF	\$22.76	\$0.00	\$22.76	11.3800	10.94%
Total Cost:			\$208.10	\$0.00	\$208.10		

### For ZUNI COTTAGES



Electricity	37.1%
Natural Gas	40.3%
Sewer	10.9%
Water	11.7%
Total:	100.0%

Filters: Cost Center Name Not Equal To DoNotReport; Billing Period Equal To 201011

# elpaso

Energy CAP

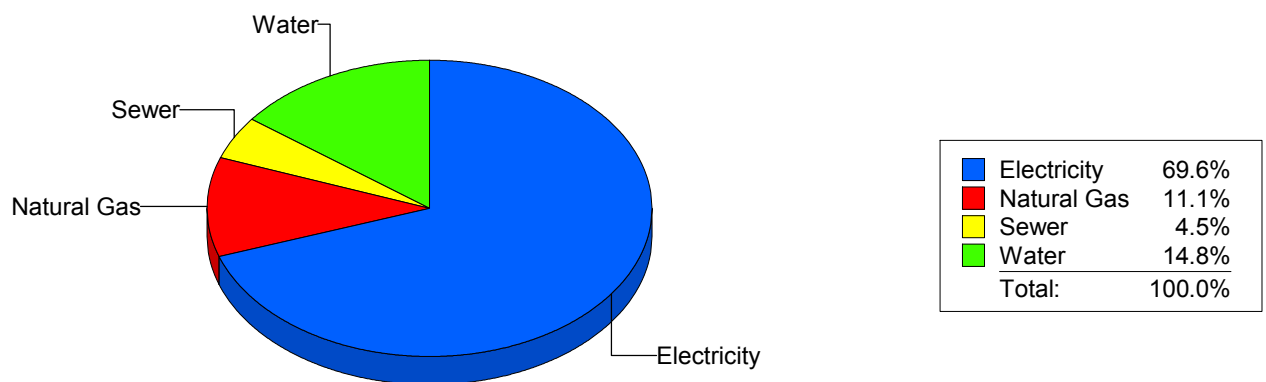
Cost Avoidance Program

## Cost Summary Graph

Grouped by Energy Type

Energy Type	Use	Units	Meter Cost	Special Charges	Total Cost	Avg Unit Cost	% of Total Cost
<b>All Sites</b>							
Electricity	5,271,498	KWH	\$575,482.18	\$0.00	\$575,482.18	0.1092	69.62%
Natural Gas	168,943	CCF	\$91,488.28	\$0.00	\$91,488.28	0.5415	11.07%
Water	46,700	CCF	\$122,339.16	\$0.00	\$122,339.16	2.6197	14.80%
Sewer	16,492	CCF	\$37,330.43	\$0.00	\$37,330.43	2.2635	4.52%
<b>Total Cost:</b>			<b>\$826,640.05</b>	<b>\$0.00</b>	<b>\$826,640.05</b>		

For All Sites



Filters: Cost Center Name Not Equal To DoNotReport; Billing Period Equal To 201011