

**el Paso**

Energy CAP

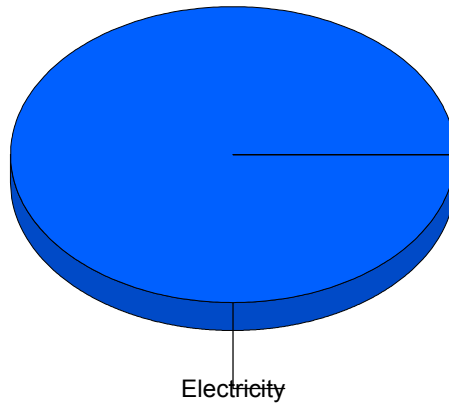
Cost Avoidance Program

**Cost Summary Graph**

Grouped by Energy Type

Energy Type	Use	Units	Meter Cost	Special Charges	Total Cost	Avg Unit Cost	% of Total Cost
Site: ALAMO ELEMENTARY SCH - ALAMO ELEMENTARY SCH							
Electricity		4,750 KWH	\$568.85	\$0.00	\$568.85	0.1198	100.00%
<b>Total Cost:</b>			<b>\$568.85</b>	<b>\$0.00</b>	<b>\$568.85</b>		

For ALAMO  
ELEMENTARY  
SCH



Electricity	100.0%
Total:	100.0%

*Filters: Cost Center Name Not Equal To DoNotReport; Billing Period Equal To 201502All Meter CodesAll Group Names*

**elpaso**

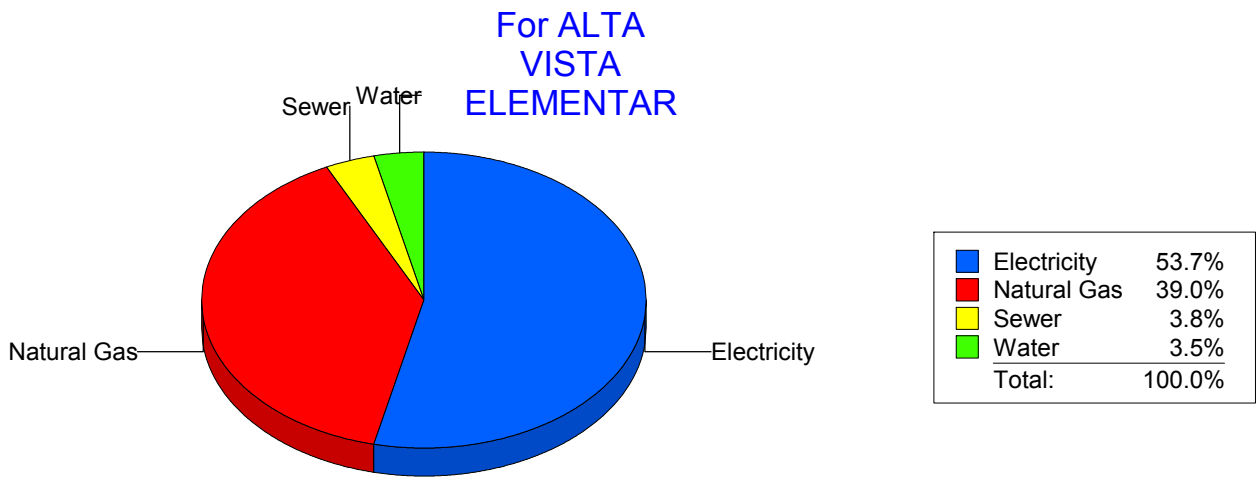
Energy CAP

Cost Avoidance Program

**Cost Summary Graph**

Grouped by Energy Type

Energy Type	Use	Units	Meter Cost	Special Charges	Total Cost	Avg Unit Cost	% of Total Cost
<b>Site: ALTA VISTA ELEMENTAR - ALTA VISTA ELEMENTAR</b>							
Electricity	28,950	KWH	\$2,972.12	\$0.00	\$2,972.12	0.1027	53.66%
Natural Gas	3,057	CCF	\$2,159.83	\$0.00	\$2,159.83	0.7065	39.00%
Water	71	CCF	\$195.50	\$0.00	\$195.50	2.7535	3.53%
Sewer	104	CCF	\$210.84	\$0.00	\$210.84	2.0273	3.81%
<b>Total Cost:</b>			<b>\$5,538.29</b>	<b>\$0.00</b>	<b>\$5,538.29</b>		



*Filters: Cost Center Name Not Equal To DoNotReport; Billing Period Equal To 201502All Meter CodesAll Group Names*

**elpaso**

Energy CAP

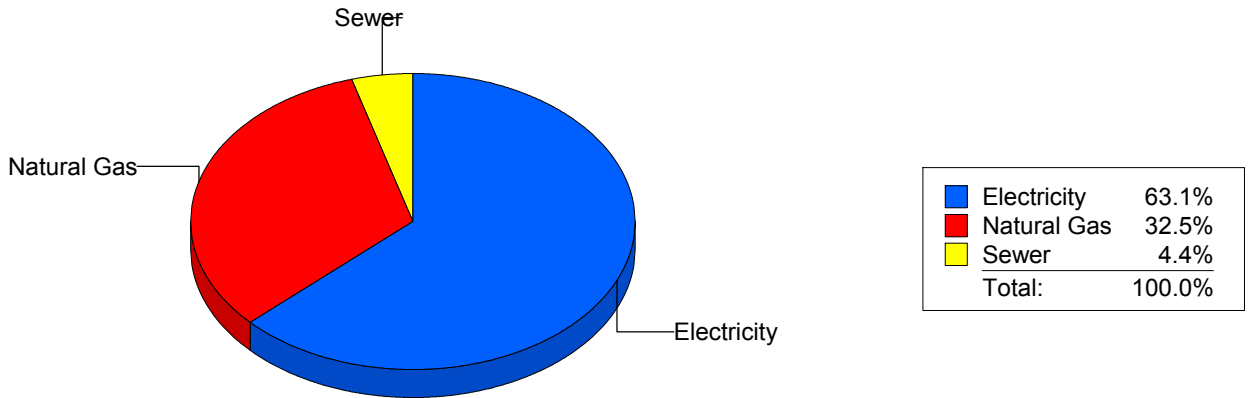
Cost Avoidance Program

**Cost Summary Graph**

Grouped by Energy Type

Energy Type	Use	Units	Meter Cost	Special Charges	Total Cost	Avg Unit Cost	% of Total Cost
<b>Site: ANDRESS HIGH SCHOOL - ANDRESS HIGH SCHOOL</b>							
Electricity	148,959	KWH	\$16,712.14	\$0.00	\$16,712.14	0.1122	63.06%
Natural Gas	12,962	CCF	\$8,613.44	\$0.00	\$8,613.44	0.6645	32.50%
Sewer	744	CCF	\$1,175.55	\$0.00	\$1,175.55	1.5800	4.44%
<b>Total Cost:</b>			<b>\$26,501.13</b>	<b>\$0.00</b>	<b>\$26,501.13</b>		

For ANDRESS HIGH SCHOOL



*Filters: Cost Center Name Not Equal To DoNotReport; Billing Period Equal To 201502All Meter CodesAll Group Names*

**el Paso**

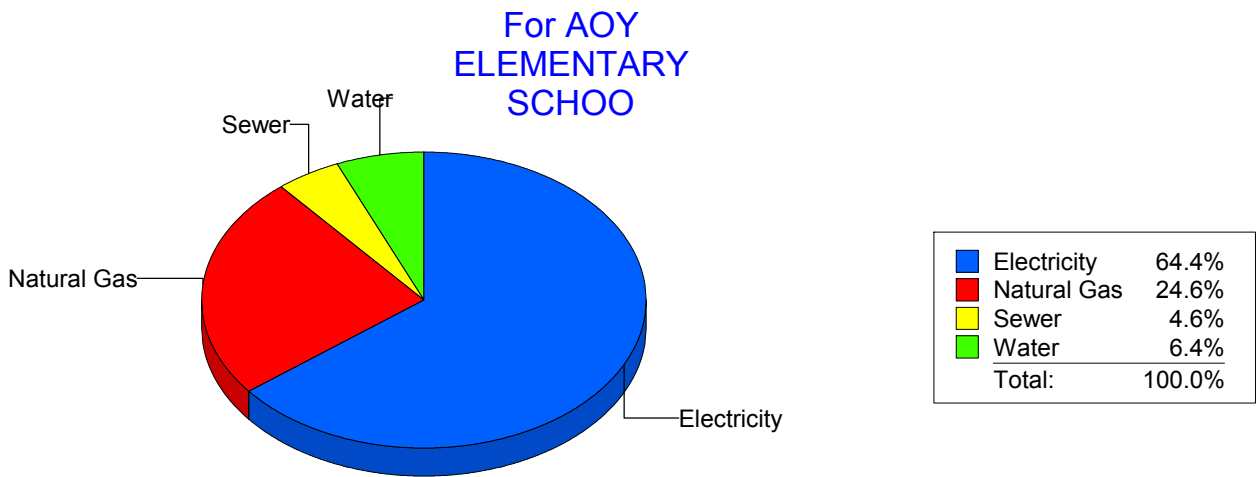
Energy CAP

Cost Avoidance Program

**Cost Summary Graph**

Grouped by Energy Type

Energy Type	Use	Units	Meter Cost	Special Charges	Total Cost	Avg Unit Cost	% of Total Cost
<b>Site: AOY ELEMENTARY SCHOO - AOY ELEMENTARY SCHOO</b>							
Electricity	60,187	KWH	\$6,388.48	\$0.00	\$6,388.48	0.1061	64.40%
Natural Gas	3,538	CCF	\$2,440.08	\$0.00	\$2,440.08	0.6897	24.60%
Water	139	CCF	\$635.15	\$0.00	\$635.15	4.5694	6.40%
Sewer	126	CCF	\$456.62	\$0.00	\$456.62	3.6240	4.60%
<b>Total Cost:</b>			<b>\$9,920.33</b>	<b>\$0.00</b>	<b>\$9,920.33</b>		



*Filters: Cost Center Name Not Equal To DoNotReport; Billing Period Equal To 201502All Meter CodesAll Group Names*

**elpaso**

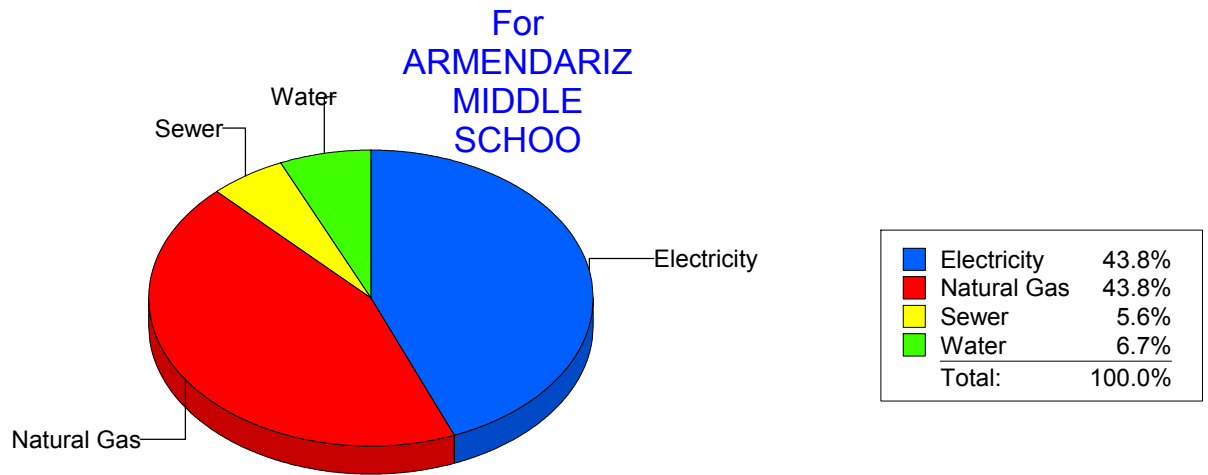
Energy CAP

Cost Avoidance Program

**Cost Summary Graph**

Grouped by Energy Type

Energy Type	Use	Units	Meter Cost	Special Charges	Total Cost	Avg Unit Cost	% of Total Cost
<b>Site: ARMENDARIZ MIDDLE SCHOO - ARMENDARIZ MIDDLE SCHOO</b>							
Electricity	0 KWH		\$4,184.30	\$0.00	\$4,184.30	0.0000	43.84%
Natural Gas	6,319 CCF		\$4,181.10	\$0.00	\$4,181.10	0.6617	43.80%
Water	220 CCF		\$644.03	\$0.00	\$644.03	2.9274	6.75%
Sewer	222 CCF		\$535.59	\$0.00	\$535.59	2.4126	5.61%
<b>Total Cost:</b>			<b>\$9,545.02</b>	<b>\$0.00</b>	<b>\$9,545.02</b>		



*Filters: Cost Center Name Not Equal To DoNotReport; Billing Period Equal To 201502All Meter CodesAll Group Names*

**elpaso**

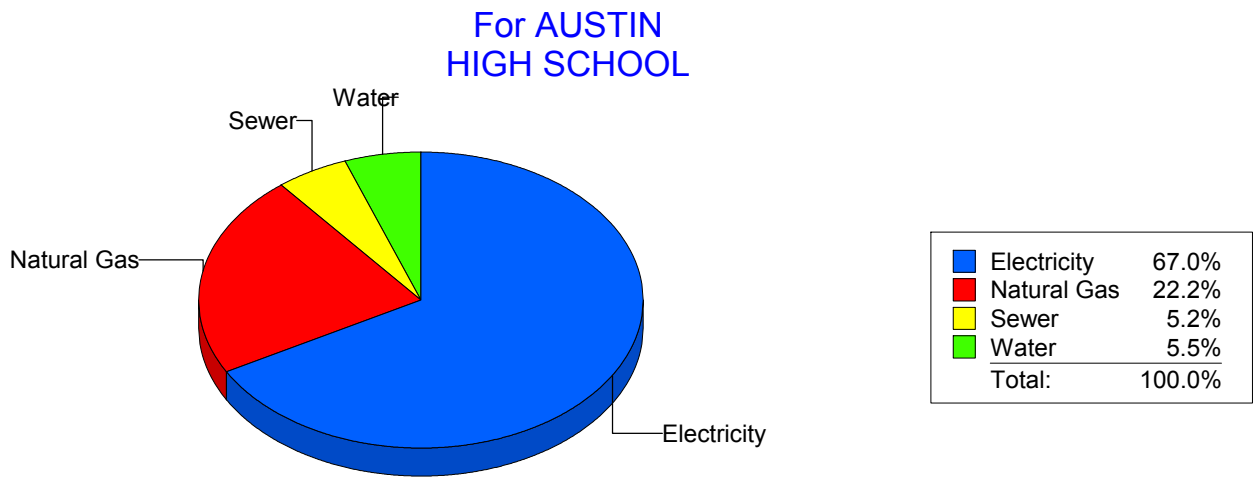
Energy CAP

Cost Avoidance Program

**Cost Summary Graph**

Grouped by Energy Type

Energy Type	Use	Units	Meter Cost	Special Charges	Total Cost	Avg Unit Cost	% of Total Cost
<b>Site: AUSTIN HIGH SCHOOL - AUSTIN HIGH SCHOOL</b>							
Electricity	159,677	KWH	\$17,465.01	\$0.00	\$17,465.01	0.1094	67.04%
Natural Gas	8,516	CCF	\$5,777.38	\$0.00	\$5,777.38	0.6784	22.18%
Water	497	CCF	\$1,441.81	\$0.00	\$1,441.81	2.9010	5.53%
Sewer	560	CCF	\$1,365.90	\$0.00	\$1,365.90	2.4391	5.24%
<b>Total Cost:</b>			<b>\$26,050.10</b>	<b>\$0.00</b>	<b>\$26,050.10</b>		



*Filters: Cost Center Name Not Equal To DoNotReport; Billing Period Equal To 201502All Meter CodesAll Group Names*

**elpaso**

Energy CAP

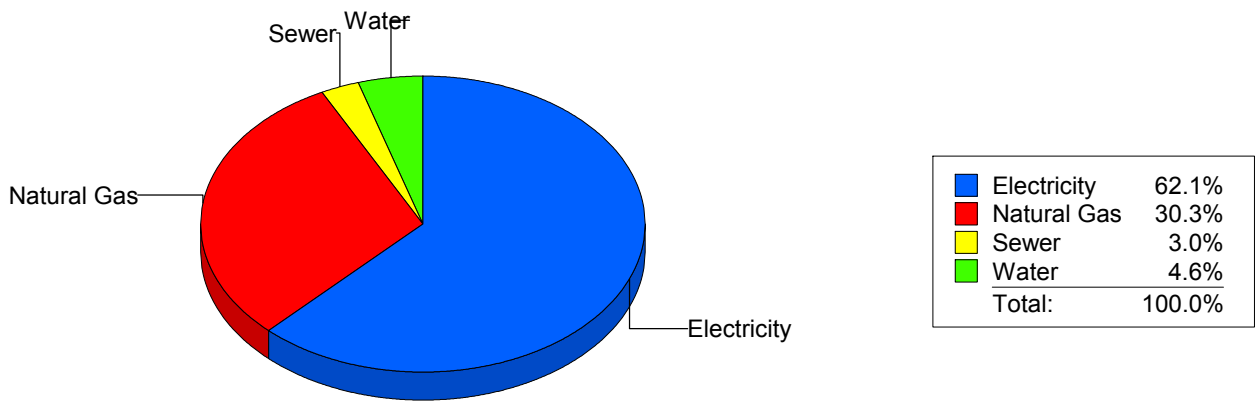
Cost Avoidance Program

**Cost Summary Graph**

Grouped by Energy Type

Energy Type	Use	Units	Meter Cost	Special Charges	Total Cost	Avg Unit Cost	% of Total Cost
<b>Site: BARRON - BARRON</b>							
Electricity	71,260	KWH	\$7,173.12	\$0.00	\$7,173.12	0.1007	62.12%
Natural Gas	5,134	CCF	\$3,497.82	\$0.00	\$3,497.82	0.6813	30.29%
Water	89	CCF	\$531.11	\$0.00	\$531.11	5.9675	4.60%
Sewer	66	CCF	\$345.45	\$0.00	\$345.45	5.2341	2.99%
<b>Total Cost:</b>			<b>\$11,547.50</b>	<b>\$0.00</b>	<b>\$11,547.50</b>		

For BARRON



*Filters: Cost Center Name Not Equal To DoNotReport; Billing Period Equal To 201502All Meter CodesAll Group Names*

**elpaso**

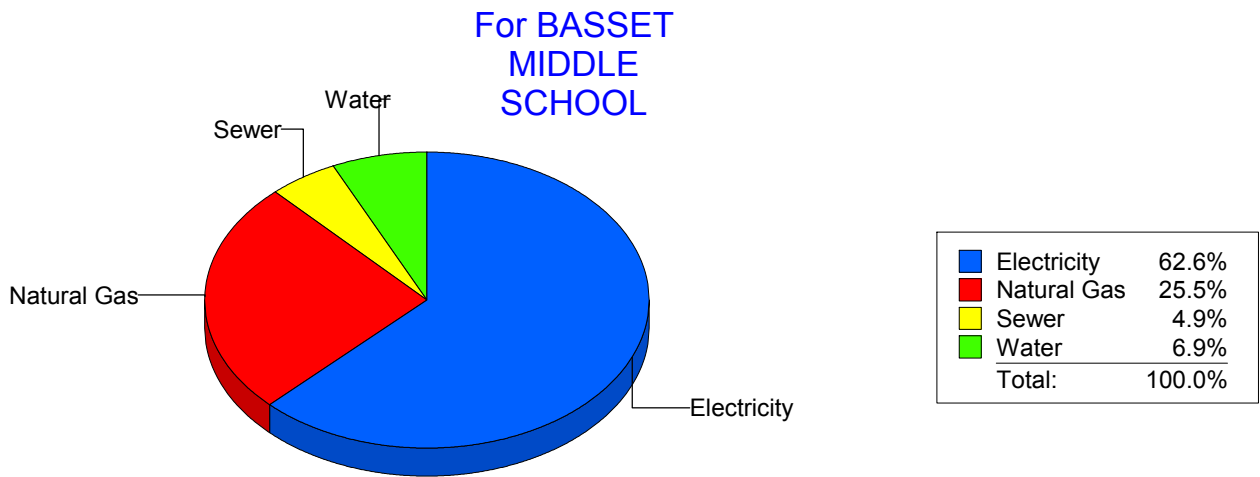
Energy CAP

Cost Avoidance Program

**Cost Summary Graph**

Grouped by Energy Type

Energy Type	Use	Units	Meter Cost	Special Charges	Total Cost	Avg Unit Cost	% of Total Cost
<b>Site: BASSET MIDDLE SCHOOL - BASSET MIDDLE SCHOOL</b>							
Electricity	73,363	KWH	\$7,295.35	\$0.00	\$7,295.35	0.0994	62.64%
Natural Gas	4,321	CCF	\$2,971.20	\$0.00	\$2,971.20	0.6876	25.51%
Water	342	CCF	\$807.90	\$0.00	\$807.90	2.3623	6.94%
Sewer	307	CCF	\$572.49	\$0.00	\$572.49	1.8648	4.92%
<b>Total Cost:</b>			<b>\$11,646.94</b>	<b>\$0.00</b>	<b>\$11,646.94</b>		



*Filters: Cost Center Name Not Equal To DoNotReport; Billing Period Equal To 201502All Meter CodesAll Group Names*



**el Paso**

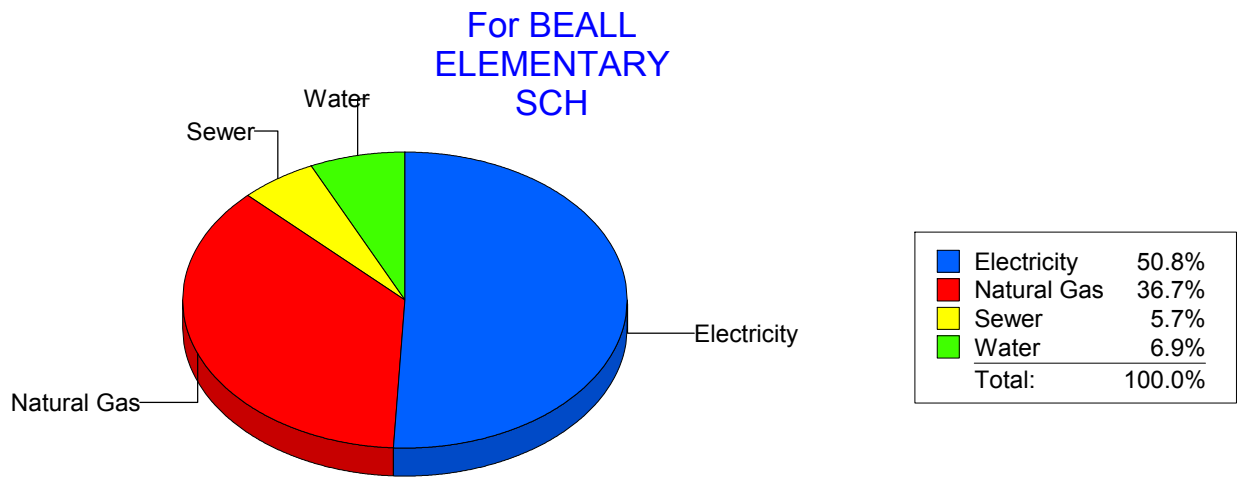
Energy CAP

Cost Avoidance Program

**Cost Summary Graph**

Grouped by Energy Type

Energy Type	Use	Units	Meter Cost	Special Charges	Total Cost	Avg Unit Cost	% of Total Cost
<b>Site: BEALL ELEMENTARY SCH - BEALL ELEMENTARY SCH</b>							
Electricity	24,321	KWH	\$2,434.99	\$0.00	\$2,434.99	0.1001	50.80%
Natural Gas	2,468	CCF	\$1,758.26	\$0.00	\$1,758.26	0.7124	36.68%
Water	124	CCF	\$328.83	\$0.00	\$328.83	2.6519	6.86%
Sewer	89	CCF	\$271.65	\$0.00	\$271.65	3.0522	5.67%
<b>Total Cost:</b>			<b>\$4,793.73</b>	<b>\$0.00</b>	<b>\$4,793.73</b>		



*Filters: Cost Center Name Not Equal To DoNotReport; Billing Period Equal To 201502All Meter CodesAll Group Names*

**elpaso**

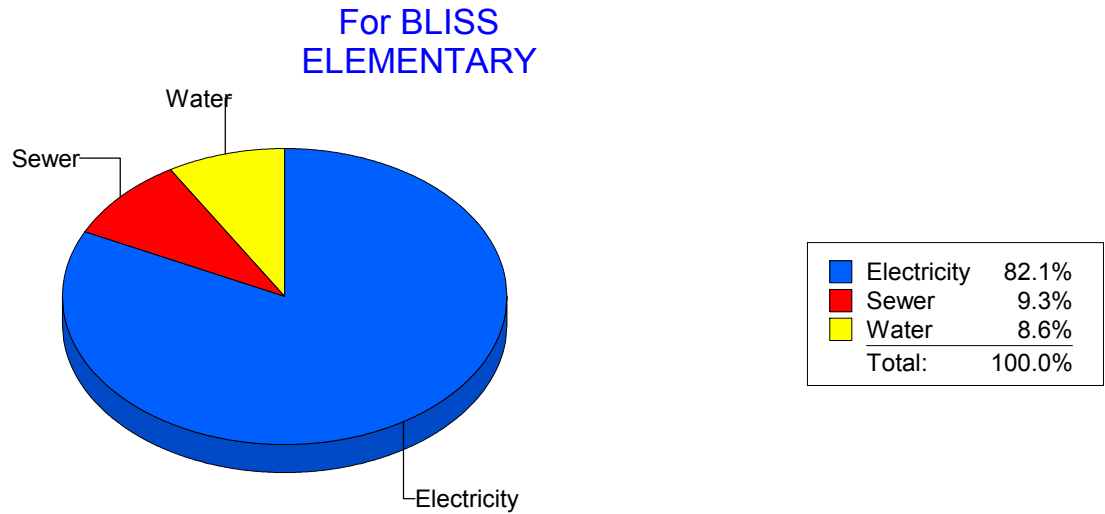
Energy CAP

Cost Avoidance Program

**Cost Summary Graph**

Grouped by Energy Type

Energy Type	Use	Units	Meter Cost	Special Charges	Total Cost	Avg Unit Cost	% of Total Cost
<b>Site: BLISS ELEMENTARY - BLISS ELEMENTARY</b>							
Electricity	28,847	KWH	\$3,140.18	\$0.00	\$3,140.18	0.1089	82.10%
Water	125	CCF	\$330.39	\$0.00	\$330.39	2.6431	8.64%
Sewer	149	CCF	\$354.45	\$0.00	\$354.45	2.3789	9.27%
<b>Total Cost:</b>			<b>\$3,825.02</b>	<b>\$0.00</b>	<b>\$3,825.02</b>		



*Filters: Cost Center Name Not Equal To DoNotReport; Billing Period Equal To 201502All Meter CodesAll Group Names*

**elpaso**

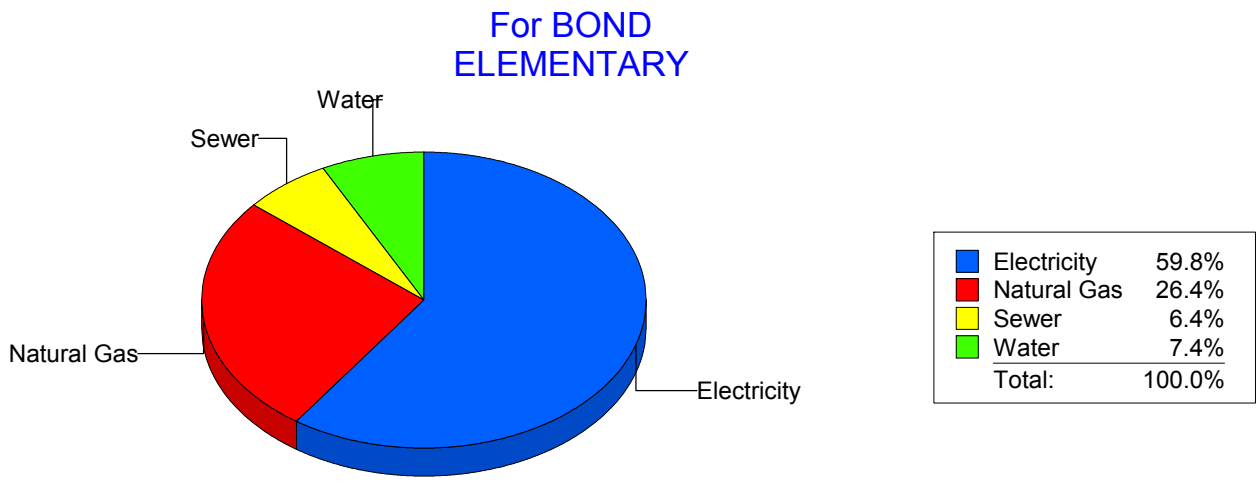
Energy CAP

Cost Avoidance Program

**Cost Summary Graph**

Grouped by Energy Type

Energy Type	Use	Units	Meter Cost	Special Charges	Total Cost	Avg Unit Cost	% of Total Cost
<b>Site: BOND - BOND ELEMENTARY</b>							
Electricity	32,316	KWH	\$3,538.45	\$0.00	\$3,538.45	0.1095	59.83%
Natural Gas	2,161	CCF	\$1,559.06	\$0.00	\$1,559.06	0.7215	26.36%
Water	136	CCF	\$438.88	\$0.00	\$438.88	3.2271	7.42%
Sewer	117	CCF	\$377.61	\$0.00	\$377.61	3.2274	6.39%
<b>Total Cost:</b>			<b>\$5,914.00</b>	<b>\$0.00</b>	<b>\$5,914.00</b>		



*Filters: Cost Center Name Not Equal To DoNotReport; Billing Period Equal To 201502All Meter CodesAll Group Names*

**el paso**

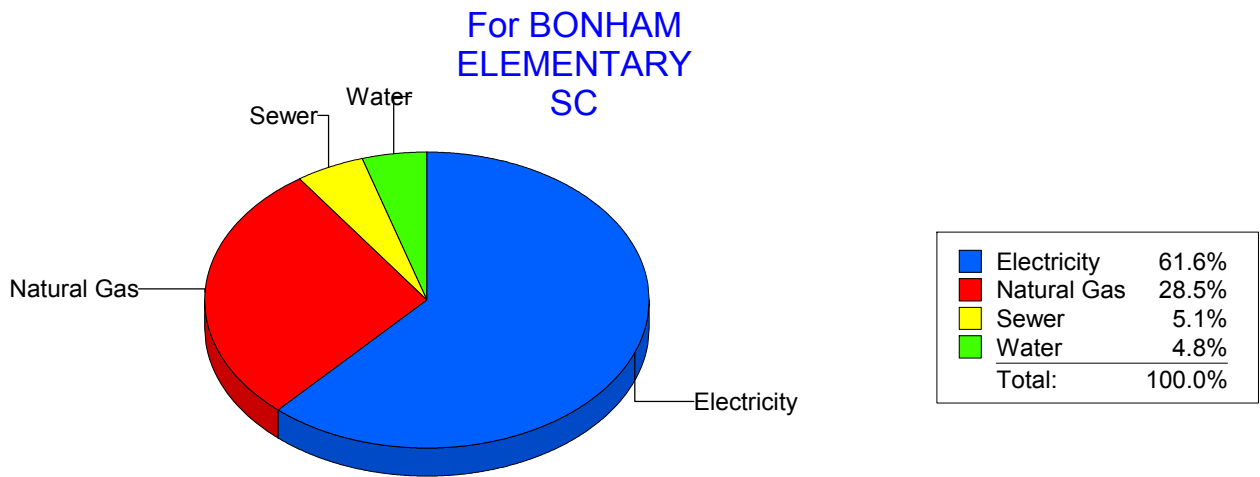
Energy CAP

Cost Avoidance Program

**Cost Summary Graph**

Grouped by Energy Type

Energy Type	Use	Units	Meter Cost	Special Charges	Total Cost	Avg Unit Cost	% of Total Cost
<b>Site: BONHAM ELEMENTARY SC - BONHAM ELEMENTARY SC</b>							
Electricity	29,024	KWH	\$3,734.79	\$0.00	\$3,734.79	0.1287	61.60%
Natural Gas	2,547	CCF	\$1,730.95	\$0.00	\$1,730.95	0.6796	28.55%
Water	106	CCF	\$290.42	\$0.00	\$290.42	2.7398	4.79%
Sewer	127	CCF	\$307.02	\$0.00	\$307.02	2.4175	5.06%
<b>Total Cost:</b>			<b>\$6,063.18</b>	<b>\$0.00</b>	<b>\$6,063.18</b>		



*Filters: Cost Center Name Not Equal To DoNotReport; Billing Period Equal To 201502All Meter CodesAll Group Names*

**elpaso**

Energy CAP

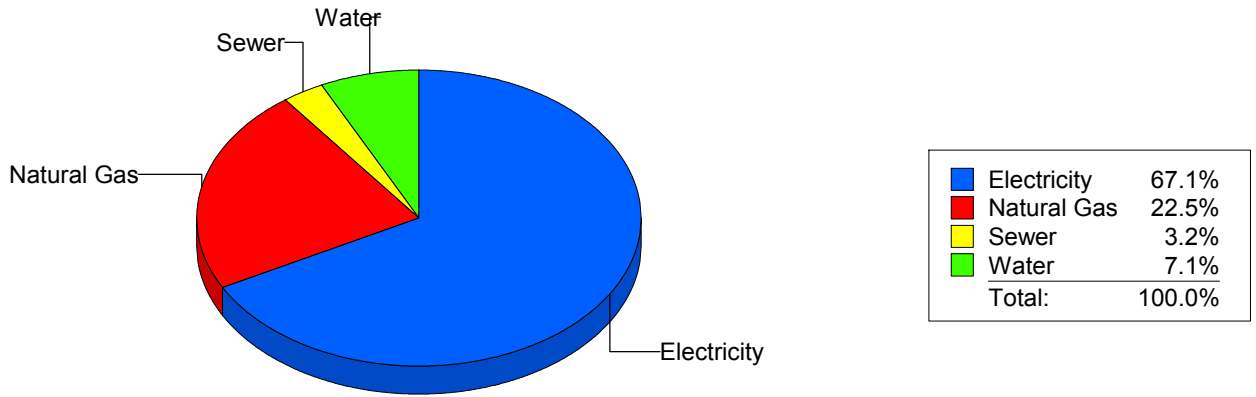
Cost Avoidance Program

**Cost Summary Graph**

Grouped by Energy Type

Energy Type	Use	Units	Meter Cost	Special Charges	Total Cost	Avg Unit Cost	% of Total Cost
<b>Site: BOWIE HIGH SCHOOL - BOWIE HIGH SCHOOL</b>							
Electricity	255,151	KWH	\$23,904.89	\$0.00	\$23,904.89	0.0937	67.15%
Natural Gas	12,240	CCF	\$8,010.41	\$0.00	\$8,010.41	0.6544	22.50%
Water	1,420	CCF	\$2,532.79	\$0.00	\$2,532.79	1.7837	7.11%
Sewer	513	CCF	\$1,153.32	\$0.00	\$1,153.32	2.2482	3.24%
<b>Total Cost:</b>			<b>\$35,601.41</b>	<b>\$0.00</b>	<b>\$35,601.41</b>		

For BOWIE HIGH SCHOOL



*Filters: Cost Center Name Not Equal To DoNotReport; Billing Period Equal To 201502All Meter CodesAll Group Names*

**elpaso**

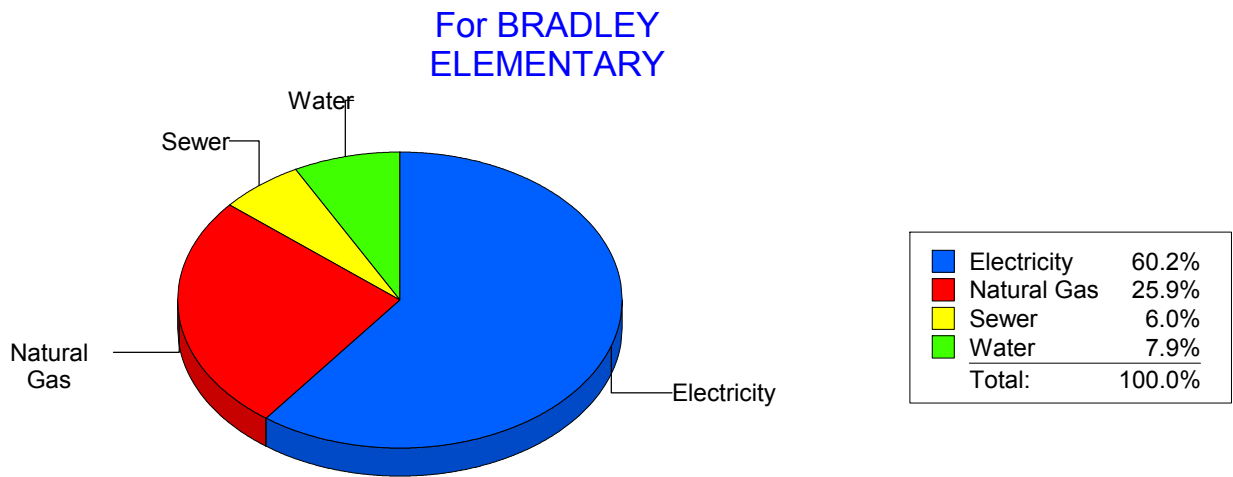
Energy CAP

Cost Avoidance Program

**Cost Summary Graph**

Grouped by Energy Type

Energy Type	Use	Units	Meter Cost	Special Charges	Total Cost	Avg Unit Cost	% of Total Cost
<b>Site: BRADLEY ELEMENTARY - BRADLEY ELEMENTARY</b>							
Electricity	30,400	KWH	\$3,091.10	\$0.00	\$3,091.10	0.1017	60.18%
Natural Gas	1,908	CCF	\$1,328.02	\$0.00	\$1,328.02	0.6960	25.86%
Water	110	CCF	\$406.29	\$0.00	\$406.29	3.6935	7.91%
Sewer	59	CCF	\$310.65	\$0.00	\$310.65	5.2653	6.05%
<b>Total Cost:</b>			<b>\$5,136.06</b>	<b>\$0.00</b>	<b>\$5,136.06</b>		



*Filters: Cost Center Name Not Equal To DoNotReport; Billing Period Equal To 201502All Meter CodesAll Group Names*

**el Paso**

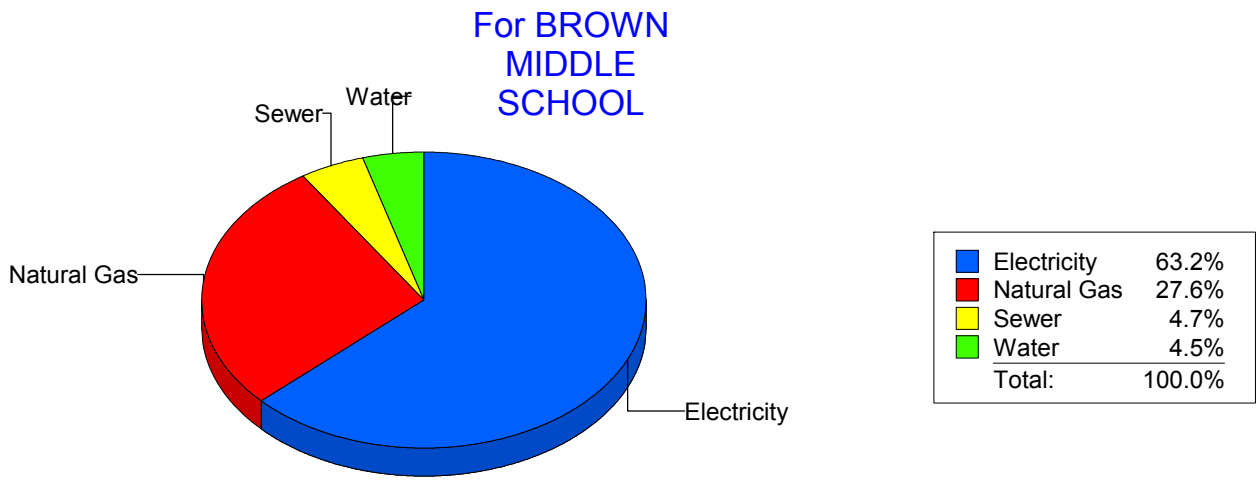
Energy CAP

Cost Avoidance Program

**Cost Summary Graph**

Grouped by Energy Type

Energy Type	Use	Units	Meter Cost	Special Charges	Total Cost	Avg Unit Cost	% of Total Cost
<b>Site: BROWN MIDDLE SCHOOL - BROWN MIDDLE SCHOOL</b>							
Electricity	112,400	KWH	\$10,408.23	\$0.00	\$10,408.23	0.0926	63.18%
Natural Gas	6,948	CCF	\$4,543.93	\$0.00	\$4,543.93	0.6540	27.58%
Water	321	CCF	\$749.33	\$0.00	\$749.33	2.3344	4.55%
Sewer	393	CCF	\$771.57	\$0.00	\$771.57	1.9633	4.68%
<b>Total Cost:</b>			<b>\$16,473.06</b>	<b>\$0.00</b>	<b>\$16,473.06</b>		



*Filters: Cost Center Name Not Equal To DoNotReport; Billing Period Equal To 201502All Meter CodesAll Group Names*

**elpaso**

Energy CAP

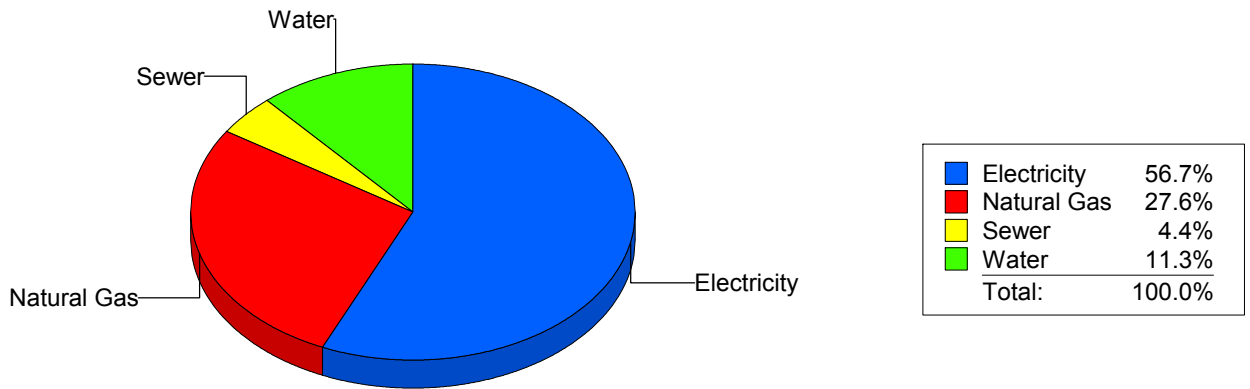
Cost Avoidance Program

**Cost Summary Graph**

Grouped by Energy Type

Energy Type	Use	Units	Meter Cost	Special Charges	Total Cost	Avg Unit Cost	% of Total Cost
<b>Site: BURGESS HIGH SCHOOL - BURGESS HIGH SCHOOL</b>							
Electricity	110,915	KWH	\$11,065.40	\$0.00	\$11,065.40	0.0998	56.67%
Natural Gas	8,019	CCF	\$5,393.26	\$0.00	\$5,393.26	0.6726	27.62%
Water	631	CCF	\$2,214.86	\$0.00	\$2,214.86	3.5101	11.34%
Sewer	345	CCF	\$854.16	\$0.00	\$854.16	2.4758	4.37%
<b>Total Cost:</b>			<b>\$19,527.68</b>	<b>\$0.00</b>	<b>\$19,527.68</b>		

For BURGESS HIGH SCHOOL



*Filters: Cost Center Name Not Equal To DoNotReport; Billing Period Equal To 201502All Meter CodesAll Group Names*



**elpaso**

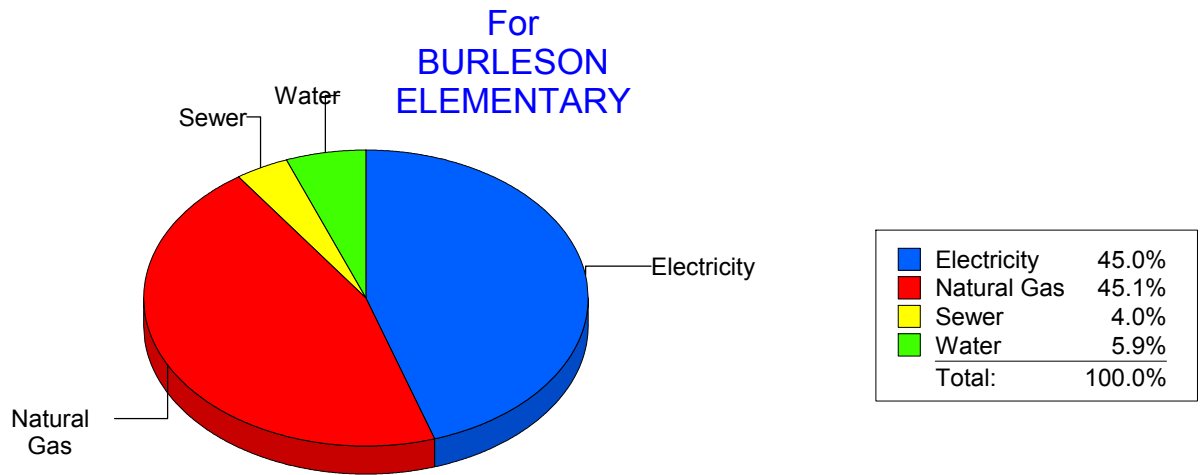
Energy CAP

Cost Avoidance Program

**Cost Summary Graph**

Grouped by Energy Type

Energy Type	Use	Units	Meter Cost	Special Charges	Total Cost	Avg Unit Cost	% of Total Cost
<b>Site: BURLESON ELEMENTARY - BURLESON ELEMENTARY</b>							
Electricity	25,437	KWH	\$2,664.70	\$0.00	\$2,664.70	0.1048	45.04%
Natural Gas	3,750	CCF	\$2,668.52	\$0.00	\$2,668.52	0.7116	45.10%
Water	147	CCF	\$347.86	\$0.00	\$347.86	2.3664	5.88%
Sewer	73	CCF	\$235.38	\$0.00	\$235.38	3.2244	3.98%
<b>Total Cost:</b>			<b>\$5,916.46</b>	<b>\$0.00</b>	<b>\$5,916.46</b>		



*Filters: Cost Center Name Not Equal To DoNotReport; Billing Period Equal To 201502All Meter CodesAll Group Names*

**elpaso**

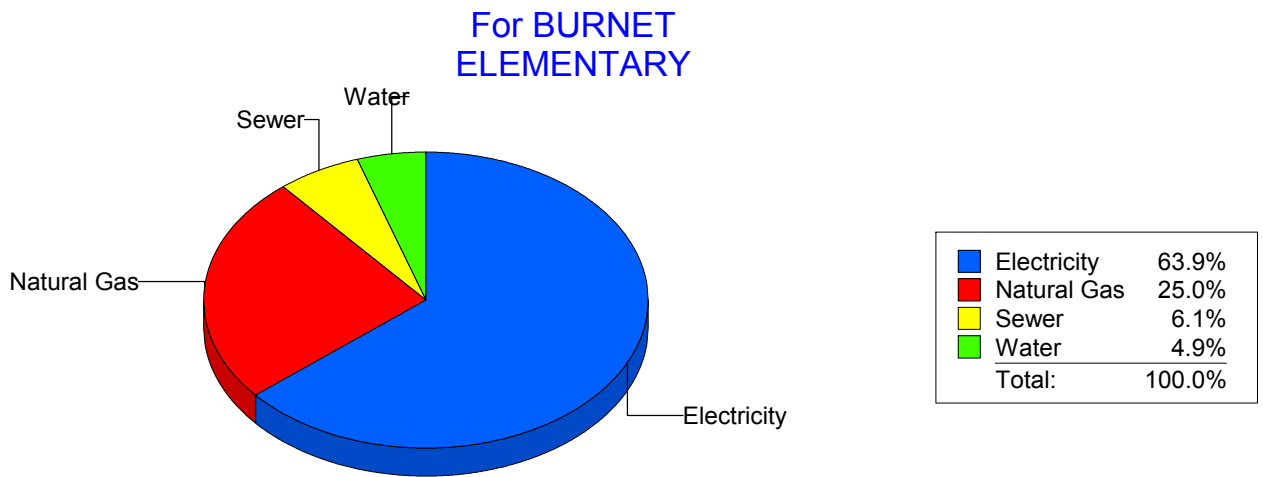
Energy CAP

Cost Avoidance Program

**Cost Summary Graph**

Grouped by Energy Type

Energy Type	Use	Units	Meter Cost	Special Charges	Total Cost	Avg Unit Cost	% of Total Cost
<b>Site: BURNET ELEMENTARY - BURNET ELEMENTARY</b>							
Electricity	23,934	KWH	\$2,901.77	\$0.00	\$2,901.77	0.1212	63.92%
Natural Gas	1,373	CCF	\$1,135.21	\$0.00	\$1,135.21	0.8268	25.01%
Water	57	CCF	\$224.38	\$0.00	\$224.38	3.9365	4.94%
Sewer	104	CCF	\$278.16	\$0.00	\$278.16	2.6746	6.13%
<b>Total Cost:</b>			<b>\$4,539.52</b>	<b>\$0.00</b>	<b>\$4,539.52</b>		



*Filters: Cost Center Name Not Equal To DoNotReport; Billing Period Equal To 201502All Meter CodesAll Group Names*

**elpaso**

Energy CAP

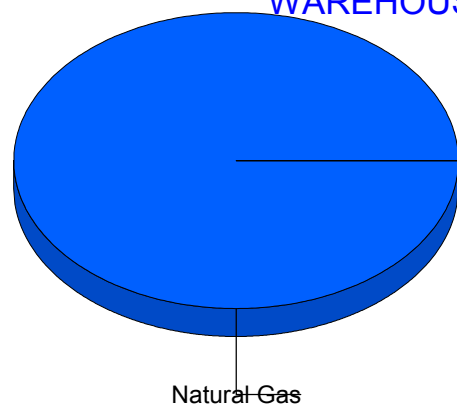
Cost Avoidance Program

**Cost Summary Graph**

Grouped by Energy Type

Energy Type	Use	Units	Meter Cost	Special Charges	Total Cost	Avg Unit Cost	% of Total Cost
<b>Site: BUTTERFIELDTRAILWAREHOUSE - BUTTERFIELD TRAIL WAREHOUSE</b>							
Natural Gas		0 CCF	\$80.07	\$0.00	\$80.07	0.0000	100.00%
<b>Total Cost:</b>			<b>\$80.07</b>	<b>\$0.00</b>	<b>\$80.07</b>		

For  
BUTTERFIELD  
TRAIL  
WAREHOUSE



■	Natural Gas	100.0%
Total:		100.0%

*Filters: Cost Center Name Not Equal To DoNotReport; Billing Period Equal To 201502All Meter CodesAll Group Names*

**el paso**

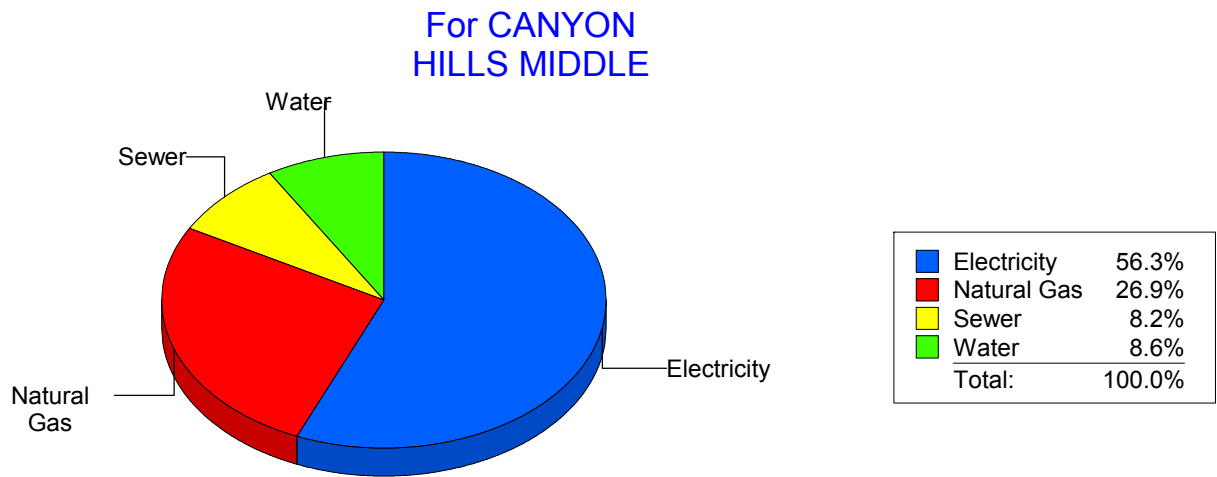
Energy CAP

Cost Avoidance Program

**Cost Summary Graph**

Grouped by Energy Type

Energy Type	Use	Units	Meter Cost	Special Charges	Total Cost	Avg Unit Cost	% of Total Cost
<b>Site: CANYON HILLS MIDDLE - CANYON HILLS MIDDLE</b>							
Electricity	63,360	KWH	\$5,850.06	\$0.00	\$5,850.06	0.0923	56.25%
Natural Gas	4,032	CCF	\$2,795.57	\$0.00	\$2,795.57	0.6933	26.88%
Water	285	CCF	\$896.69	\$0.00	\$896.69	3.1463	8.62%
Sewer	289	CCF	\$857.28	\$0.00	\$857.28	2.9664	8.24%
<b>Total Cost:</b>			<b>\$10,399.60</b>	<b>\$0.00</b>	<b>\$10,399.60</b>		



*Filters: Cost Center Name Not Equal To DoNotReport; Billing Period Equal To 201502All Meter CodesAll Group Names*

**el Paso**

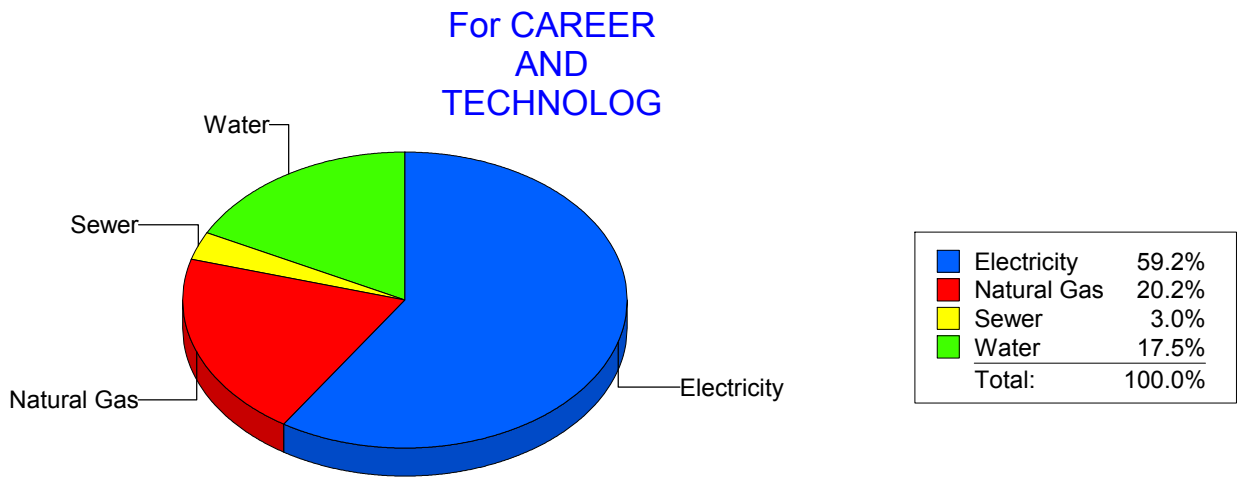
Energy CAP

Cost Avoidance Program

**Cost Summary Graph**

Grouped by Energy Type

Energy Type	Use	Units	Meter Cost	Special Charges	Total Cost	Avg Unit Cost	% of Total Cost
<b>Site: CAREER AND TECHNOLOG - CAREER AND TECHNOLOG</b>							
Electricity	76,332	KWH	\$7,565.24	\$0.00	\$7,565.24	0.0991	59.23%
Natural Gas	3,839	CCF	\$2,583.58	\$0.00	\$2,583.58	0.6730	20.23%
Water	533	CCF	\$2,238.80	\$0.00	\$2,238.80	4.2004	17.53%
Sewer	132	CCF	\$384.50	\$0.00	\$384.50	2.9129	3.01%
<b>Total Cost:</b>			<b>\$12,772.12</b>	<b>\$0.00</b>	<b>\$12,772.12</b>		



*Filters: Cost Center Name Not Equal To DoNotReport; Billing Period Equal To 201502All Meter CodesAll Group Names*

**elpaso**

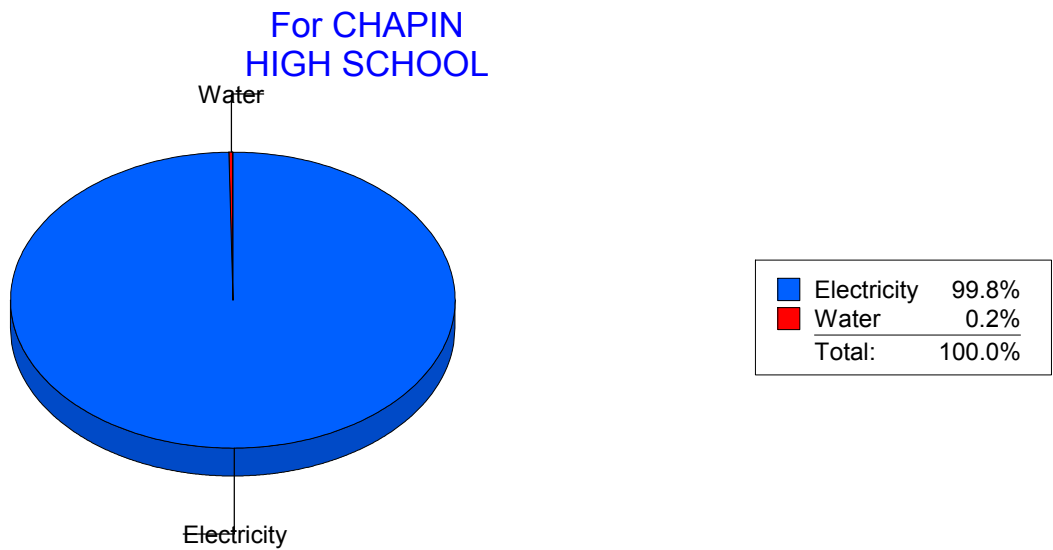
Energy CAP

Cost Avoidance Program

**Cost Summary Graph**

Grouped by Energy Type

Energy Type	Use	Units	Meter Cost	Special Charges	Total Cost	Avg Unit Cost	% of Total Cost
<b>Site: CHAPIN HIGH SCHOOL - CHAPIN HIGH SCHOOL</b>							
Electricity	270,784	KWH	\$24,160.45	\$0.00	\$24,160.45	0.0892	99.81%
Water	0	CCF	\$47.20	\$0.00	\$47.20	0.0000	0.19%
<b>Total Cost:</b>			<b>\$24,207.65</b>	<b>\$0.00</b>	<b>\$24,207.65</b>		



*Filters: Cost Center Name Not Equal To DoNotReport; Billing Period Equal To 201502All Meter CodesAll Group Names*

**elpaso**

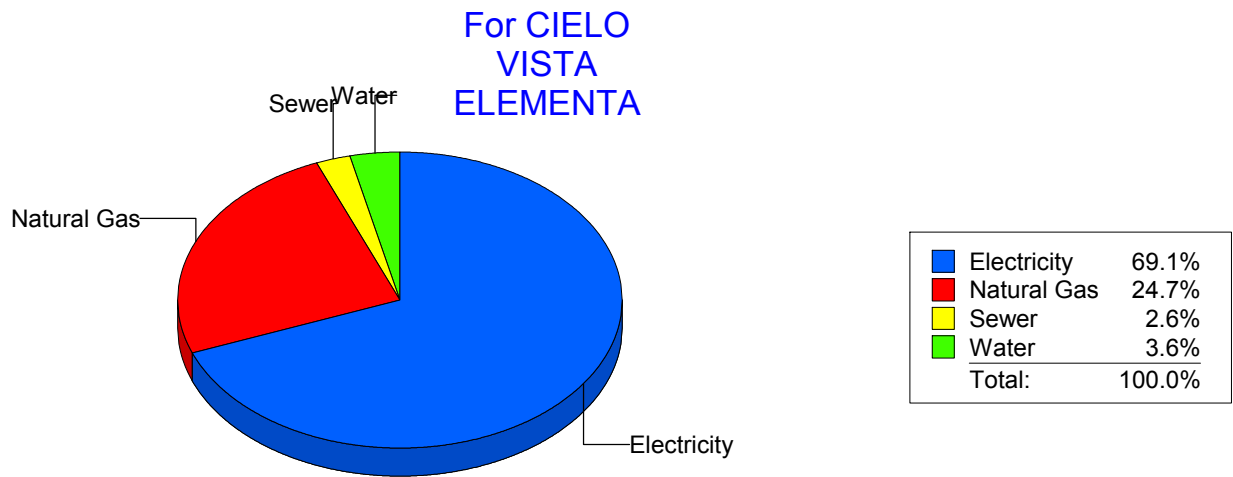
Energy CAP

Cost Avoidance Program

**Cost Summary Graph**

Grouped by Energy Type

Energy Type	Use	Units	Meter Cost	Special Charges	Total Cost	Avg Unit Cost	% of Total Cost
<b>Site: CIELO VISTA ELEMENTA - CIELO VISTA ELEMENTA</b>							
Electricity	50,420	KWH	\$5,768.37	\$0.00	\$5,768.37	0.1144	69.14%
Natural Gas	2,935	CCF	\$2,060.11	\$0.00	\$2,060.11	0.7019	24.69%
Water	58	CCF	\$299.45	\$0.00	\$299.45	5.1629	3.59%
Sewer	48	CCF	\$215.07	\$0.00	\$215.07	4.4806	2.58%
<b>Total Cost:</b>			<b>\$8,343.00</b>	<b>\$0.00</b>	<b>\$8,343.00</b>		



*Filters: Cost Center Name Not Equal To DoNotReport; Billing Period Equal To 201502All Meter CodesAll Group Names*

**elpaso**

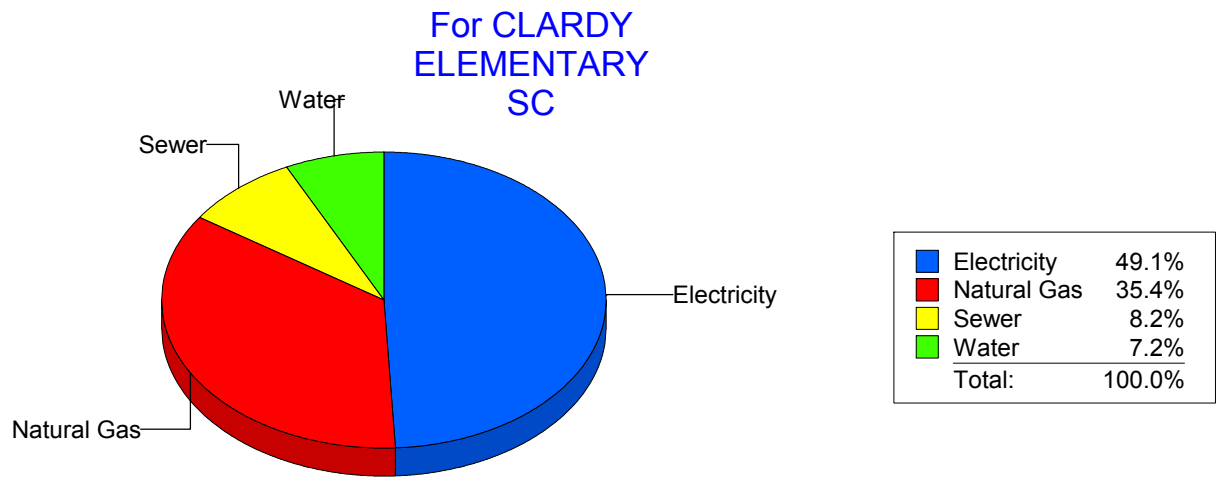
Energy CAP

Cost Avoidance Program

**Cost Summary Graph**

Grouped by Energy Type

Energy Type	Use	Units	Meter Cost	Special Charges	Total Cost	Avg Unit Cost	% of Total Cost
<b>Site: CLARDY ELEMENTARY SC - CLARDY ELEMENTARY SC</b>							
Electricity	29,138	KWH	\$3,332.01	\$0.00	\$3,332.01	0.1144	49.13%
Natural Gas	3,460	CCF	\$2,401.84	\$0.00	\$2,401.84	0.6942	35.41%
Water	185	CCF	\$491.72	\$0.00	\$491.72	2.6579	7.25%
Sewer	247	CCF	\$557.01	\$0.00	\$557.01	2.2551	8.21%
<b>Total Cost:</b>			<b>\$6,782.58</b>	<b>\$0.00</b>	<b>\$6,782.58</b>		



*Filters: Cost Center Name Not Equal To DoNotReport; Billing Period Equal To 201502All Meter CodesAll Group Names*



**el paso**

Energy CAP

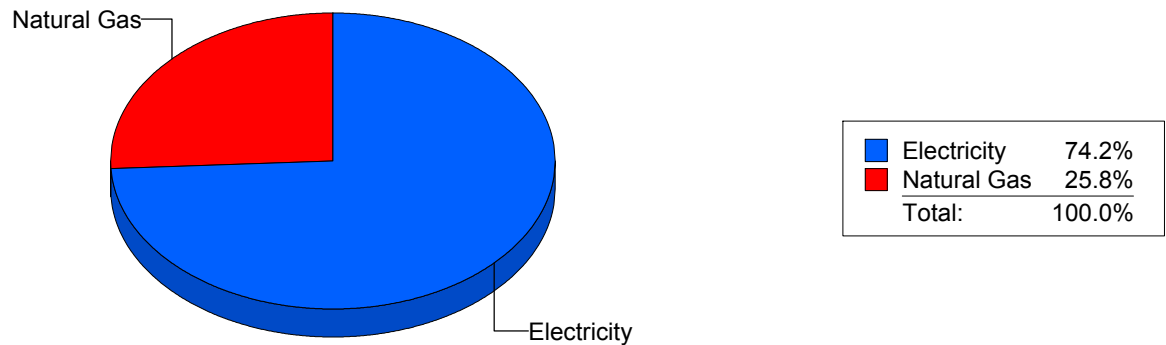
Cost Avoidance Program

**Cost Summary Graph**

Grouped by Energy Type

Energy Type	Use	Units	Meter Cost	Special Charges	Total Cost	Avg Unit Cost	% of Total Cost
<b>Site: CLENDININ - CLENDININ</b>							
Electricity	34,906	KWH	\$3,938.11	\$0.00	\$3,938.11	0.1128	74.19%
Natural Gas	1,972	CCF	\$1,369.94	\$0.00	\$1,369.94	0.6947	25.81%
<b>Total Cost:</b>			<b>\$5,308.05</b>	<b>\$0.00</b>	<b>\$5,308.05</b>		

For CLENDININ



*Filters: Cost Center Name Not Equal To DoNotReport; Billing Period Equal To 201502All Meter CodesAll Group Names*

**elpaso**

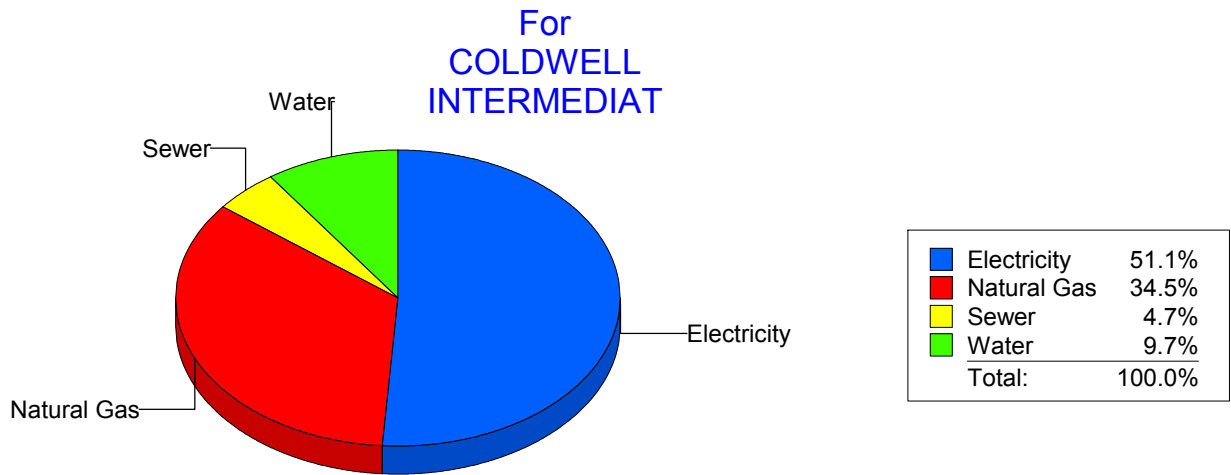
Energy CAP

Cost Avoidance Program

**Cost Summary Graph**

Grouped by Energy Type

Energy Type	Use	Units	Meter Cost	Special Charges	Total Cost	Avg Unit Cost	% of Total Cost
<b>Site: COLDWELL INTERMEDIAT - COLDWELL INTERMEDIAT</b>							
Electricity	31,353	KWH	\$3,204.02	\$0.00	\$3,204.02	0.1022	51.12%
Natural Gas	2,952	CCF	\$2,163.61	\$0.00	\$2,163.61	0.7329	34.52%
Water	163	CCF	\$607.11	\$0.00	\$607.11	3.7246	9.69%
Sewer	76	CCF	\$293.03	\$0.00	\$293.03	3.8557	4.68%
<b>Total Cost:</b>			<b>\$6,267.77</b>	<b>\$0.00</b>	<b>\$6,267.77</b>		



*Filters: Cost Center Name Not Equal To DoNotReport; Billing Period Equal To 201502All Meter CodesAll Group Names*

**el Paso**

Energy CAP

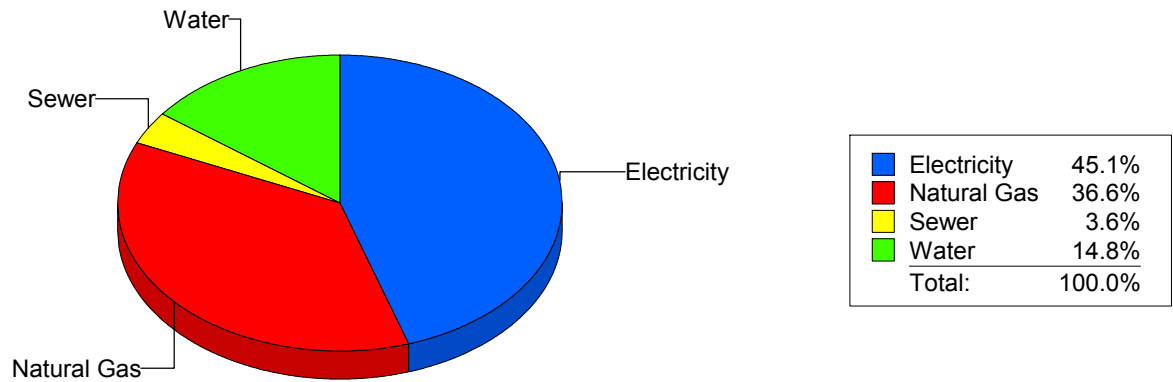
Cost Avoidance Program

**Cost Summary Graph**

Grouped by Energy Type

Energy Type	Use	Units	Meter Cost	Special Charges	Total Cost	Avg Unit Cost	% of Total Cost
<b>Site: COLLINS ELEMENTARY - COLLINS ELEMENTARY</b>							
Electricity	50,967	KWH	\$5,228.81	\$0.00	\$5,228.81	0.1026	45.12%
Natural Gas	6,273	CCF	\$4,236.10	\$0.00	\$4,236.10	0.6753	36.56%
Water	456	CCF	\$1,710.20	\$0.00	\$1,710.20	3.7504	14.76%
Sewer	191	CCF	\$412.41	\$0.00	\$412.41	2.1592	3.56%
<b>Total Cost:</b>			<b>\$11,587.52</b>	<b>\$0.00</b>	<b>\$11,587.52</b>		

For COLLINS ELEMENTARY



*Filters: Cost Center Name Not Equal To DoNotReport; Billing Period Equal To 201502All Meter CodesAll Group Names*

**elpaso**

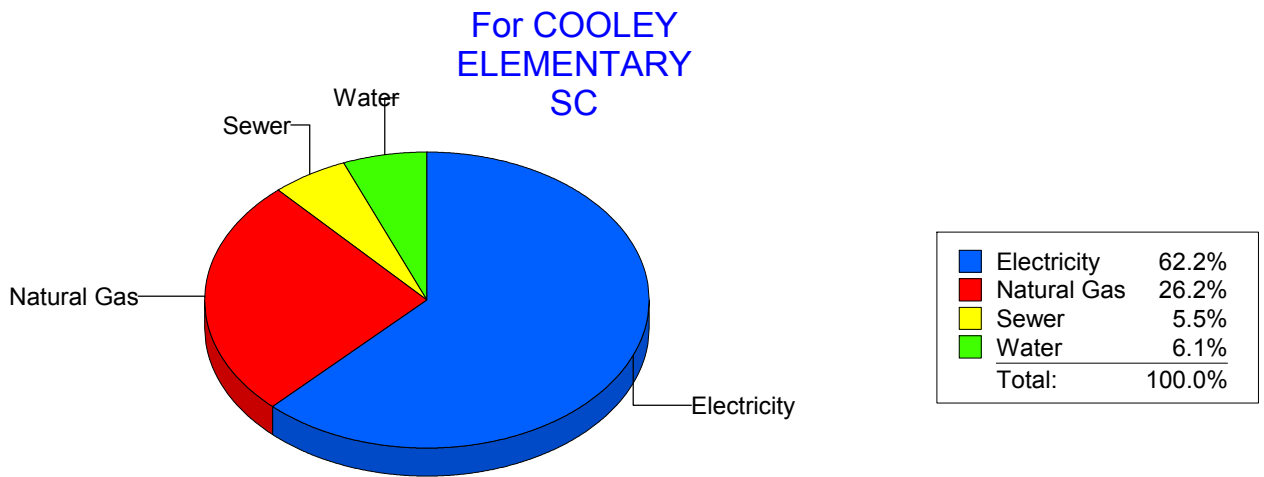
Energy CAP

Cost Avoidance Program

**Cost Summary Graph**

Grouped by Energy Type

Energy Type	Use	Units	Meter Cost	Special Charges	Total Cost	Avg Unit Cost	% of Total Cost
<b>Site: COOLEY ELEMENTARY SC - COOLEY ELEMENTARY SC</b>							
Electricity	71,200	KWH	\$6,844.86	\$0.00	\$6,844.86	0.0961	62.21%
Natural Gas	4,209	CCF	\$2,882.85	\$0.00	\$2,882.85	0.6849	26.20%
Water	183	CCF	\$669.82	\$0.00	\$669.82	3.6602	6.09%
Sewer	146	CCF	\$605.78	\$0.00	\$605.78	4.1492	5.51%
<b>Total Cost:</b>			<b>\$11,003.31</b>	<b>\$0.00</b>	<b>\$11,003.31</b>		



*Filters: Cost Center Name Not Equal To DoNotReport; Billing Period Equal To 201502All Meter CodesAll Group Names*

**elpaso**

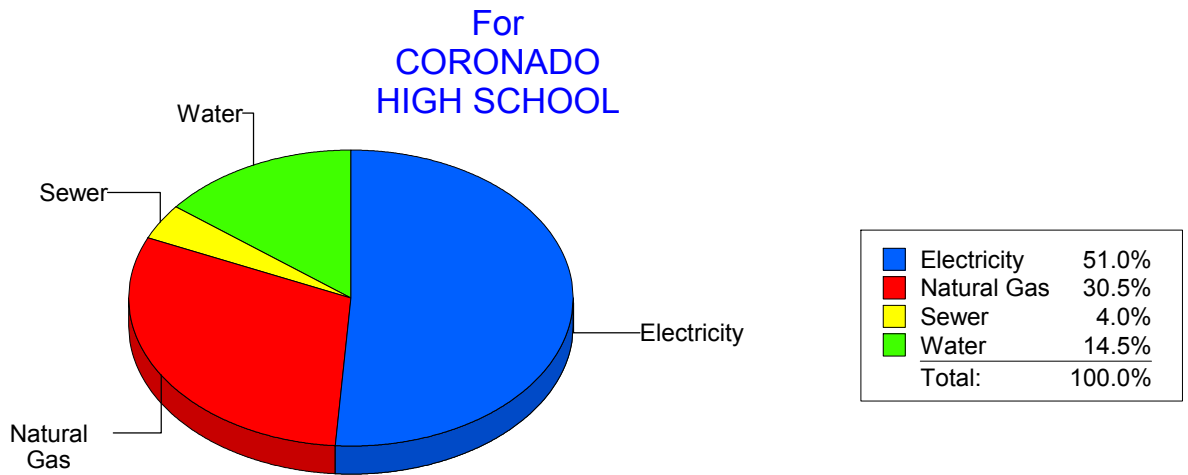
Energy CAP

Cost Avoidance Program

**Cost Summary Graph**

Grouped by Energy Type

Energy Type	Use	Units	Meter Cost	Special Charges	Total Cost	Avg Unit Cost	% of Total Cost
<b>Site: CORONADO HIGH SCHOOL - CORONADO HIGH SCHOOL</b>							
Electricity	212,057	KWH	\$20,166.19	\$0.00	\$20,166.19	0.0951	51.05%
Natural Gas	18,476	CCF	\$12,057.43	\$0.00	\$12,057.43	0.6526	30.52%
Water	2,486	CCF	\$5,712.12	\$0.00	\$5,712.12	2.2977	14.46%
Sewer	897	CCF	\$1,567.20	\$0.00	\$1,567.20	1.7472	3.97%
<b>Total Cost:</b>			<b>\$39,502.94</b>	<b>\$0.00</b>	<b>\$39,502.94</b>		



*Filters: Cost Center Name Not Equal To DoNotReport; Billing Period Equal To 201502All Meter CodesAll Group Names*

**elpaso**

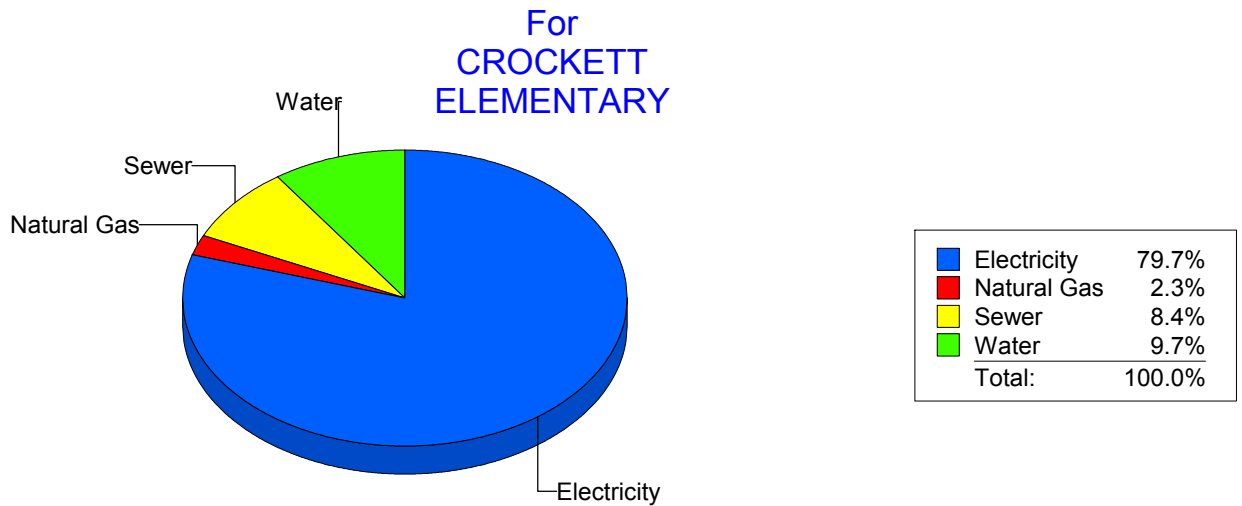
Energy CAP

Cost Avoidance Program

**Cost Summary Graph**

Grouped by Energy Type

Energy Type	Use	Units	Meter Cost	Special Charges	Total Cost	Avg Unit Cost	% of Total Cost
<b>Site: CROCKETT - CROCKETT ELEMENTARY</b>							
Electricity	27,600	KWH	\$2,812.93	\$0.00	\$2,812.93	0.1019	79.65%
Natural Gas	1	CCF	\$80.63	\$0.00	\$80.63	80.6300	2.28%
Water	103	CCF	\$341.90	\$0.00	\$341.90	3.3194	9.68%
Sewer	117	CCF	\$296.10	\$0.00	\$296.10	2.5308	8.38%
<b>Total Cost:</b>			<b>\$3,531.56</b>	<b>\$0.00</b>	<b>\$3,531.56</b>		



*Filters: Cost Center Name Not Equal To DoNotReport; Billing Period Equal To 201502All Meter CodesAll Group Names*

**elpaso**

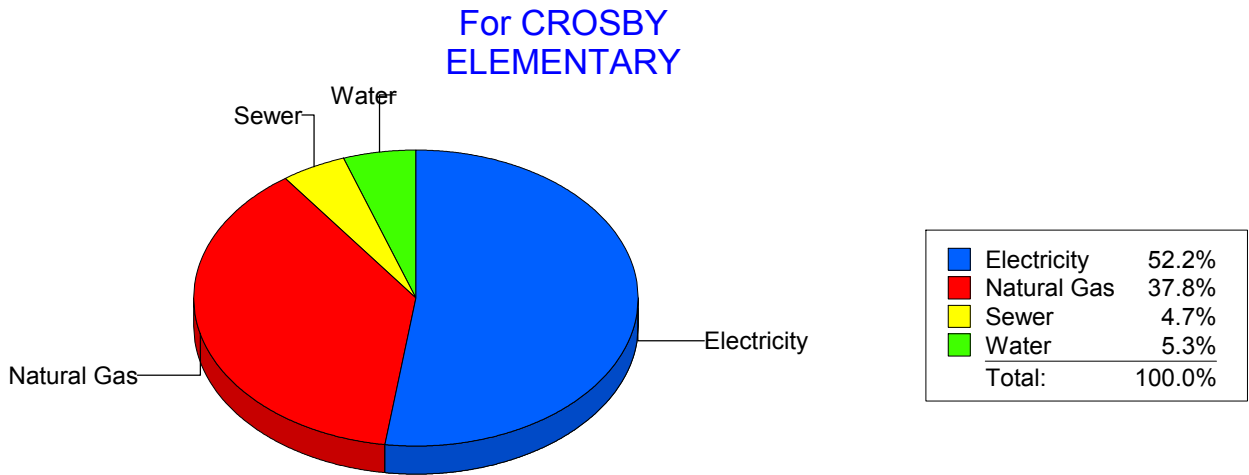
Energy CAP

Cost Avoidance Program

**Cost Summary Graph**

Grouped by Energy Type

Energy Type	Use	Units	Meter Cost	Special Charges	Total Cost	Avg Unit Cost	% of Total Cost
<b>Site: CROSBY ELEMENTARY - CROSBY ELEMENTARY</b>							
Electricity	28,794	KWH	\$2,942.51	\$0.00	\$2,942.51	0.1022	52.25%
Natural Gas	3,013	CCF	\$2,130.19	\$0.00	\$2,130.19	0.7070	37.82%
Water	103	CCF	\$296.14	\$0.00	\$296.14	2.8751	5.26%
Sewer	93	CCF	\$262.98	\$0.00	\$262.98	2.8277	4.67%
<b>Total Cost:</b>			<b>\$5,631.82</b>	<b>\$0.00</b>	<b>\$5,631.82</b>		



*Filters: Cost Center Name Not Equal To DoNotReport; Billing Period Equal To 201502All Meter CodesAll Group Names*

**elpaso**

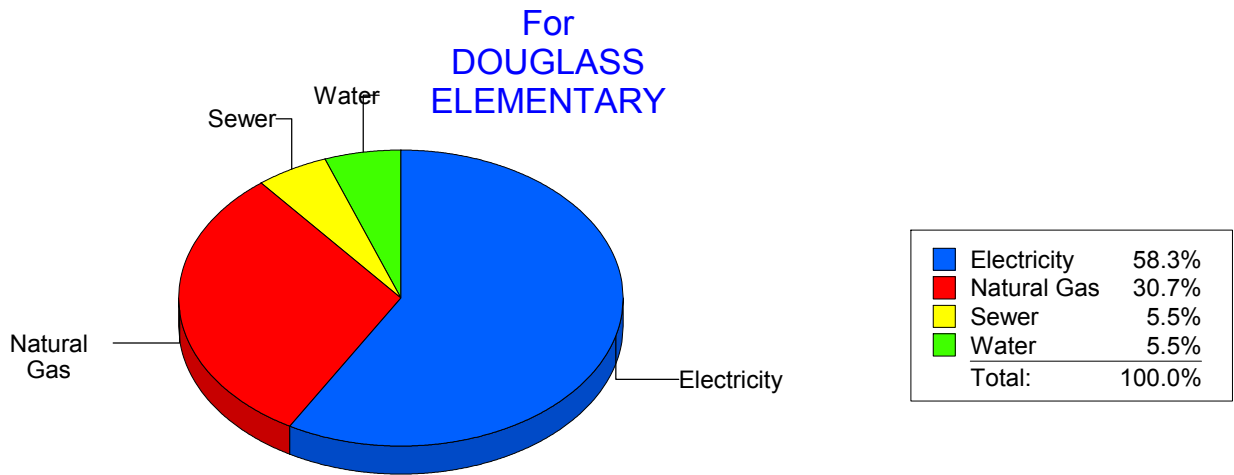
Energy CAP

Cost Avoidance Program

**Cost Summary Graph**

Grouped by Energy Type

Energy Type	Use	Units	Meter Cost	Special Charges	Total Cost	Avg Unit Cost	% of Total Cost
<b>Site: DOUGLASS ELEMENTARY - DOUGLASS ELEMENTARY</b>							
Electricity	38,889	KWH	\$3,610.51	\$0.00	\$3,610.51	0.0928	58.31%
Natural Gas	2,701	CCF	\$1,903.35	\$0.00	\$1,903.35	0.7047	30.74%
Water	113	CCF	\$337.59	\$0.00	\$337.59	2.9875	5.45%
Sewer	112	CCF	\$340.23	\$0.00	\$340.23	3.0378	5.49%
<b>Total Cost:</b>			<b>\$6,191.68</b>	<b>\$0.00</b>	<b>\$6,191.68</b>		



*Filters: Cost Center Name Not Equal To DoNotReport; Billing Period Equal To 201502All Meter CodesAll Group Names*



**elpaso**

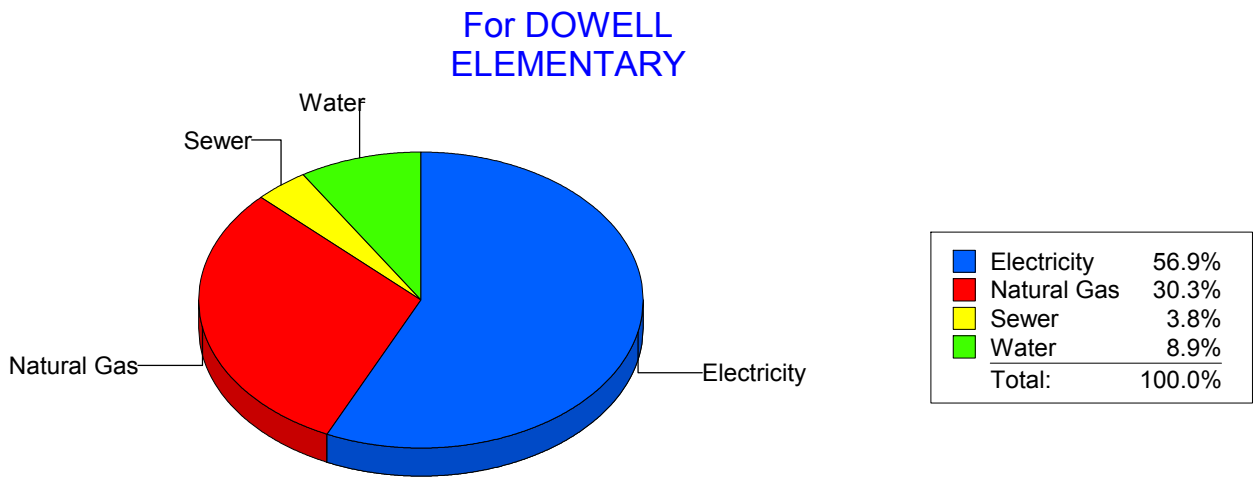
Energy CAP

Cost Avoidance Program

**Cost Summary Graph**

Grouped by Energy Type

Energy Type	Use	Units	Meter Cost	Special Charges	Total Cost	Avg Unit Cost	% of Total Cost
<b>Site: DOWELL ELEMENTARY - DOWELL ELEMENTARY</b>							
Electricity	19,456	KWH	\$2,000.30	\$0.00	\$2,000.30	0.1028	56.95%
Natural Gas	1,506	CCF	\$1,064.67	\$0.00	\$1,064.67	0.7070	30.31%
Water	117	CCF	\$314.01	\$0.00	\$314.01	2.6838	8.94%
Sewer	58	CCF	\$133.55	\$0.00	\$133.55	2.3026	3.80%
<b>Total Cost:</b>			<b>\$3,512.53</b>	<b>\$0.00</b>	<b>\$3,512.53</b>		



*Filters: Cost Center Name Not Equal To DoNotReport; Billing Period Equal To 201502All Meter CodesAll Group Names*

**el Paso**

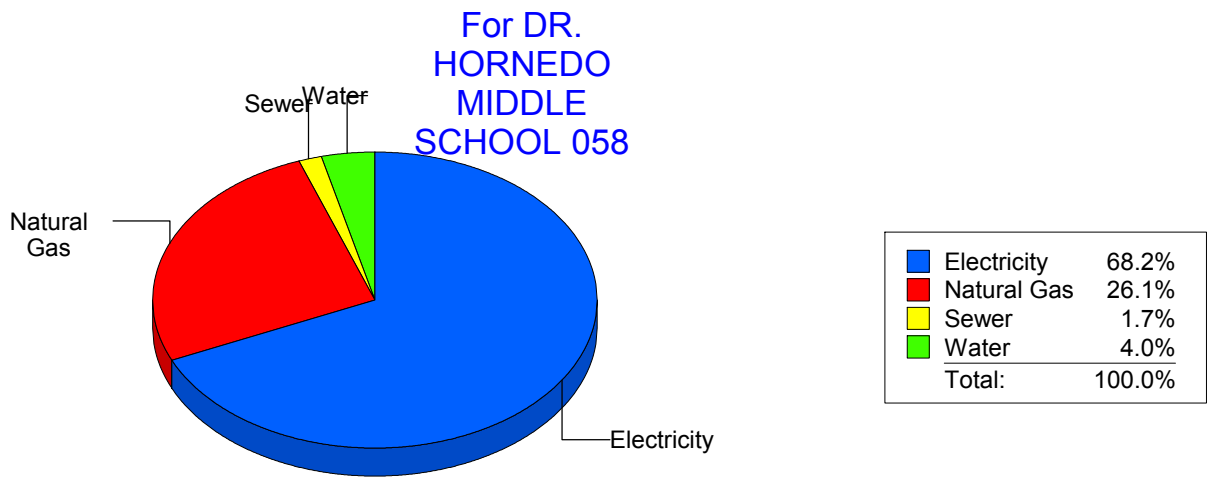
Energy CAP

Cost Avoidance Program

**Cost Summary Graph**

Grouped by Energy Type

Energy Type	Use	Units	Meter Cost	Special Charges	Total Cost	Avg Unit Cost	% of Total Cost
<b>Site: DRHORNEDOMIDDLESCHOOL - DR. HORNEDO MIDDLE SCHOOL 058</b>							
Electricity	90,386	KWH	\$15,259.47	\$0.00	\$15,259.47	0.1688	68.22%
Natural Gas	8,978	CCF	\$5,839.19	\$0.00	\$5,839.19	0.6504	26.10%
Water	256	CCF	\$895.86	\$0.00	\$895.86	3.4995	4.00%
Sewer	105	CCF	\$374.13	\$0.00	\$374.13	3.5631	1.67%
<b>Total Cost:</b>			<b>\$22,368.65</b>	<b>\$0.00</b>	<b>\$22,368.65</b>		



*Filters: Cost Center Name Not Equal To DoNotReport; Billing Period Equal To 201502All Meter CodesAll Group Names*

**elpaso**

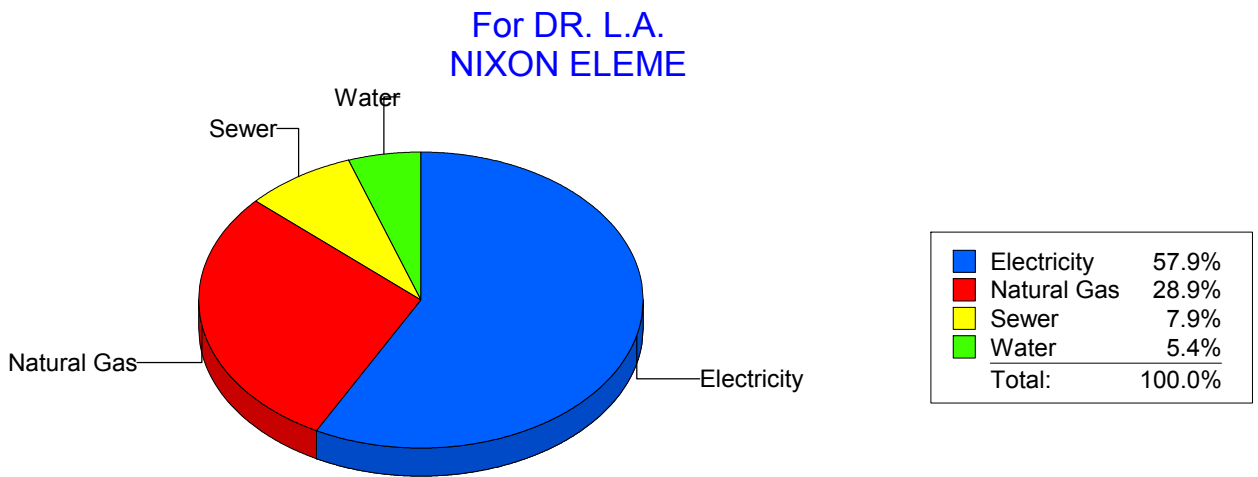
Energy CAP

Cost Avoidance Program

**Cost Summary Graph**

Grouped by Energy Type

Energy Type	Use	Units	Meter Cost	Special Charges	Total Cost	Avg Unit Cost	% of Total Cost
Site: DR. L.A. NIXON ELEME - DR. L.A. NIXON ELEME							
Electricity	47,200	KWH	\$4,763.44	\$0.00	\$4,763.44	0.1009	57.90%
Natural Gas	3,387	CCF	\$2,373.94	\$0.00	\$2,373.94	0.7009	28.86%
Water	122	CCF	\$441.32	\$0.00	\$441.32	3.6174	5.36%
Sewer	274	CCF	\$647.78	\$0.00	\$647.78	2.3642	7.87%
<b>Total Cost:</b>			<b>\$8,226.48</b>	<b>\$0.00</b>	<b>\$8,226.48</b>		



*Filters: Cost Center Name Not Equal To DoNotReport; Billing Period Equal To 201502All Meter CodesAll Group Names*

**el paso**

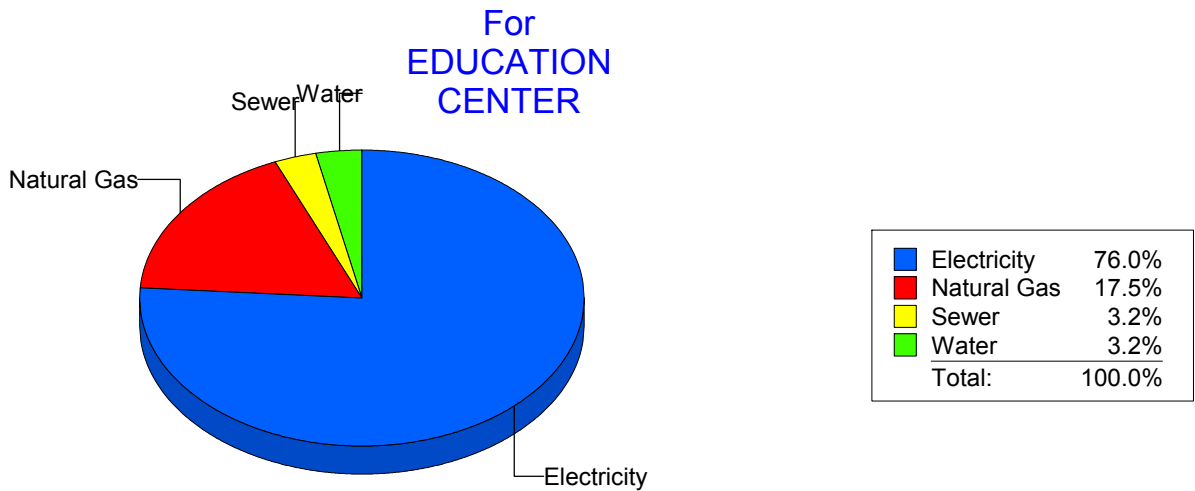
Energy CAP

Cost Avoidance Program

**Cost Summary Graph**

Grouped by Energy Type

Energy Type	Use	Units	Meter Cost	Special Charges	Total Cost	Avg Unit Cost	% of Total Cost
<b>Site: EDUCATION CENTER - EDUCATION CENTER</b>							
Electricity	258,816	KWH	\$22,249.82	\$0.00	\$22,249.82	0.0860	76.02%
Natural Gas	7,854	CCF	\$5,122.01	\$0.00	\$5,122.01	0.6522	17.50%
Water	355	CCF	\$950.34	\$0.00	\$950.34	2.6770	3.25%
Sewer	442	CCF	\$946.94	\$0.00	\$946.94	2.1424	3.24%
<b>Total Cost:</b>			<b>\$29,269.11</b>	<b>\$0.00</b>	<b>\$29,269.11</b>		



*Filters: Cost Center Name Not Equal To DoNotReport; Billing Period Equal To 201502All Meter CodesAll Group Names*

**elpaso**

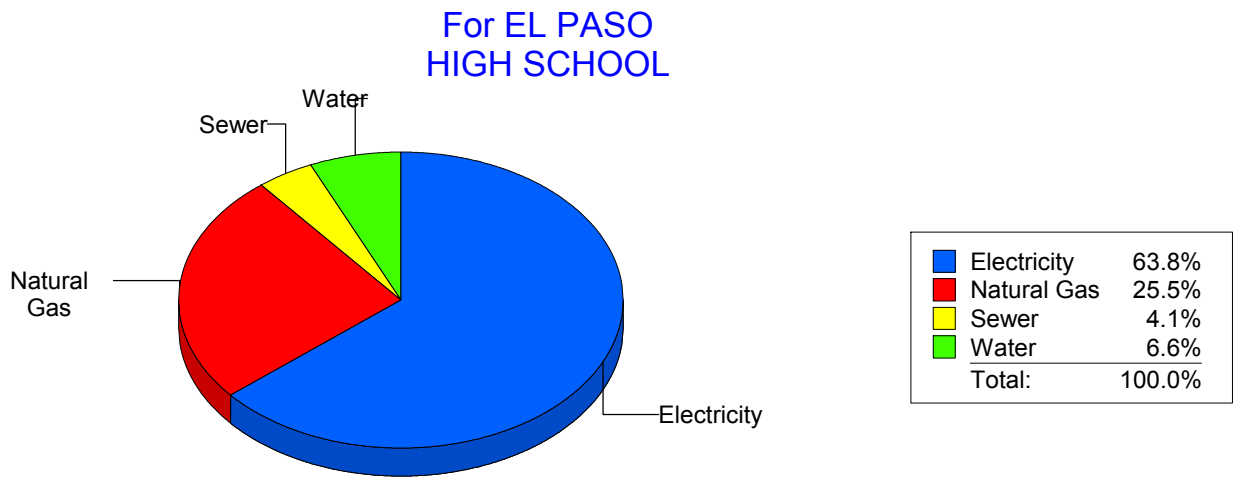
Energy CAP

Cost Avoidance Program

**Cost Summary Graph**

Grouped by Energy Type

Energy Type	Use	Units	Meter Cost	Special Charges	Total Cost	Avg Unit Cost	% of Total Cost
<b>Site: EL PASO HIGH SCHOOL - EL PASO HIGH SCHOOL</b>							
Electricity	57,946	KWH	\$15,317.88	\$0.00	\$15,317.88	0.2643	63.77%
Natural Gas	8,677	CCF	\$6,115.57	\$0.00	\$6,115.57	0.7048	25.46%
Water	536	CCF	\$1,590.56	\$0.00	\$1,590.56	2.9675	6.62%
Sewer	399	CCF	\$996.00	\$0.00	\$996.00	2.4962	4.15%
<b>Total Cost:</b>			<b>\$24,020.01</b>	<b>\$0.00</b>	<b>\$24,020.01</b>		



*Filters: Cost Center Name Not Equal To DoNotReport; Billing Period Equal To 201502All Meter CodesAll Group Names*

**elpaso**

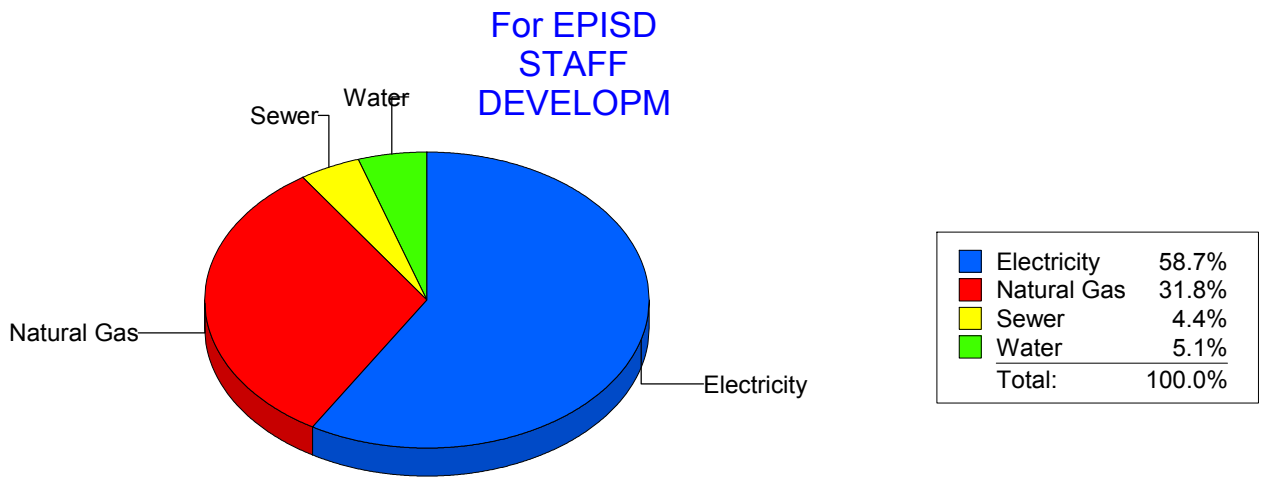
Energy CAP

Cost Avoidance Program

**Cost Summary Graph**

Grouped by Energy Type

Energy Type	Use	Units	Meter Cost	Special Charges	Total Cost	Avg Unit Cost	% of Total Cost
<b>Site: EPISD STAFF DEVELOPM - EPISD STAFF DEVELOPM</b>							
Electricity	11,560	KWH	\$1,160.40	\$0.00	\$1,160.40	0.1004	58.72%
Natural Gas	848	CCF	\$628.71	\$0.00	\$628.71	0.7414	31.81%
Water	20	CCF	\$100.56	\$0.00	\$100.56	5.0280	5.09%
Sewer	24	CCF	\$86.63	\$0.00	\$86.63	3.6096	4.38%
<b>Total Cost:</b>			<b>\$1,976.30</b>	<b>\$0.00</b>	<b>\$1,976.30</b>		



*Filters: Cost Center Name Not Equal To DoNotReport; Billing Period Equal To 201502All Meter CodesAll Group Names*

**elpaso**

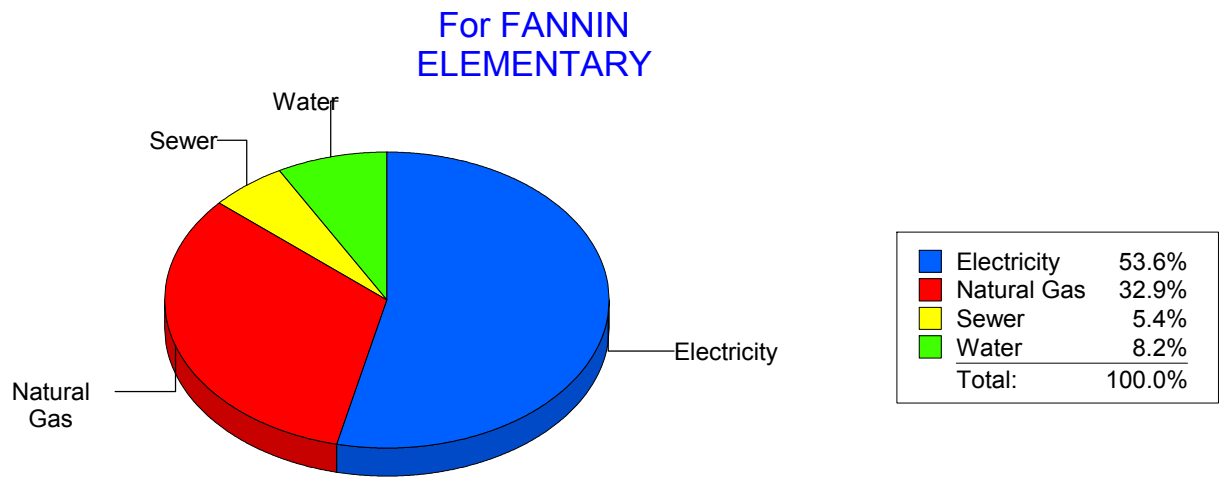
Energy CAP

Cost Avoidance Program

**Cost Summary Graph**

Grouped by Energy Type

Energy Type	Use	Units	Meter Cost	Special Charges	Total Cost	Avg Unit Cost	% of Total Cost
<b>Site: FANNIN ELEMENTARY - FANNIN ELEMENTARY</b>							
Electricity	35,973	KWH	\$3,899.72	\$0.00	\$3,899.72	0.1084	53.57%
Natural Gas	3,279	CCF	\$2,394.35	\$0.00	\$2,394.35	0.7302	32.89%
Water	161	CCF	\$595.97	\$0.00	\$595.97	3.7017	8.19%
Sewer	126	CCF	\$390.03	\$0.00	\$390.03	3.0955	5.36%
<b>Total Cost:</b>			<b>\$7,280.07</b>	<b>\$0.00</b>	<b>\$7,280.07</b>		



*Filters: Cost Center Name Not Equal To DoNotReport; Billing Period Equal To 201502All Meter CodesAll Group Names*

**elpaso**

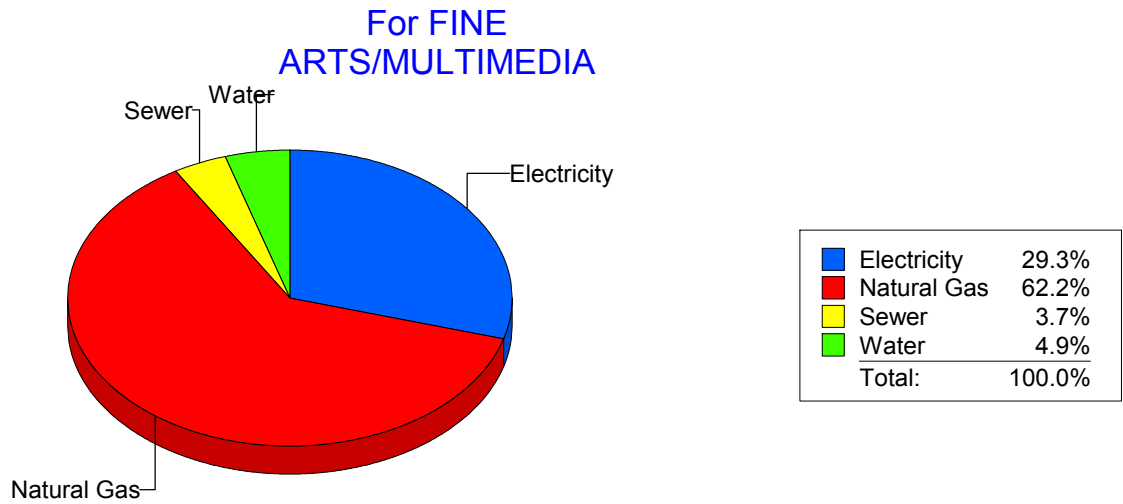
Energy CAP

Cost Avoidance Program

**Cost Summary Graph**

Grouped by Energy Type

Energy Type	Use	Units	Meter Cost	Special Charges	Total Cost	Avg Unit Cost	% of Total Cost
<b>Site: FINE ARTS/MULTIMEDIA - FINE ARTS/MULTIMEDIA</b>							
Electricity	12,611	KWH	\$1,265.69	\$0.00	\$1,265.69	0.1004	29.31%
Natural Gas	4,034	CCF	\$2,684.61	\$0.00	\$2,684.61	0.6655	62.17%
Water	91	CCF	\$209.69	\$0.00	\$209.69	2.3043	4.86%
Sewer	66	CCF	\$158.40	\$0.00	\$158.40	2.4000	3.67%
<b>Total Cost:</b>			<b>\$4,318.39</b>	<b>\$0.00</b>	<b>\$4,318.39</b>		



*Filters: Cost Center Name Not Equal To DoNotReport; Billing Period Equal To 201502All Meter CodesAll Group Names*



**elpaso**

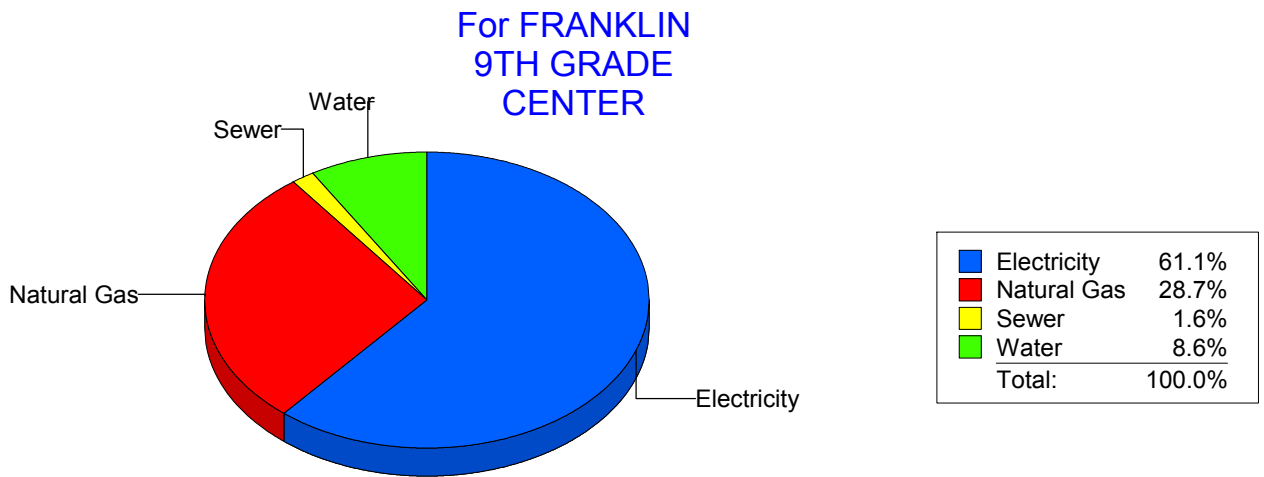
Energy CAP

Cost Avoidance Program

**Cost Summary Graph**

Grouped by Energy Type

Energy Type	Use	Units	Meter Cost	Special Charges	Total Cost	Avg Unit Cost	% of Total Cost
<b>Site: FRANKLIN9THGRADECENTER - FRANKLIN 9TH GRADE CENTER</b>							
Electricity	168,000	KWH	\$14,181.98	\$0.00	\$14,181.98	0.0844	61.13%
Natural Gas	10,245	CCF	\$6,647.62	\$0.00	\$6,647.62	0.6489	28.65%
Water	1,536	CCF	\$1,990.49	\$0.00	\$1,990.49	1.2959	8.58%
Sewer	109	CCF	\$379.65	\$0.00	\$379.65	3.4830	1.64%
<b>Total Cost:</b>			<b>\$23,199.74</b>	<b>\$0.00</b>	<b>\$23,199.74</b>		



*Filters: Cost Center Name Not Equal To DoNotReport; Billing Period Equal To 201502All Meter CodesAll Group Names*

**elpaso**

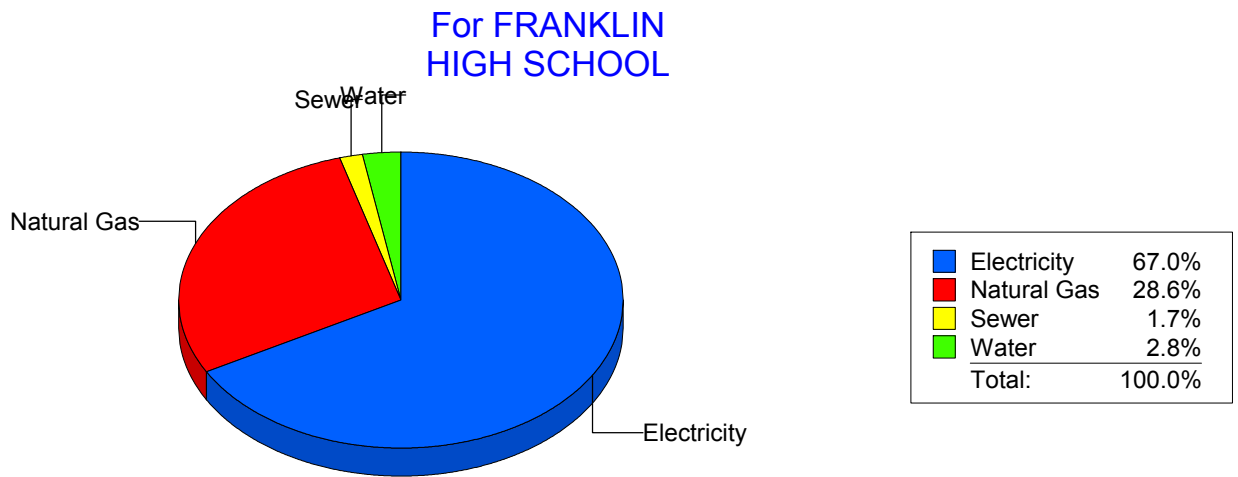
Energy CAP

Cost Avoidance Program

**Cost Summary Graph**

Grouped by Energy Type

Energy Type	Use	Units	Meter Cost	Special Charges	Total Cost	Avg Unit Cost	% of Total Cost
<b>Site: FRANKLIN HIGH SCHOOL - FRANKLIN HIGH SCHOOL</b>							
Electricity	291,111	KWH	\$25,647.65	\$0.00	\$25,647.65	0.0881	66.97%
Natural Gas	16,861	CCF	\$10,941.43	\$0.00	\$10,941.43	0.6489	28.57%
Water	509	CCF	\$1,065.93	\$0.00	\$1,065.93	2.0942	2.78%
Sewer	299	CCF	\$641.85	\$0.00	\$641.85	2.1467	1.68%
<b>Total Cost:</b>			<b>\$38,296.86</b>	<b>\$0.00</b>	<b>\$38,296.86</b>		



*Filters: Cost Center Name Not Equal To DoNotReport; Billing Period Equal To 201502All Meter CodesAll Group Names*

**el Paso**

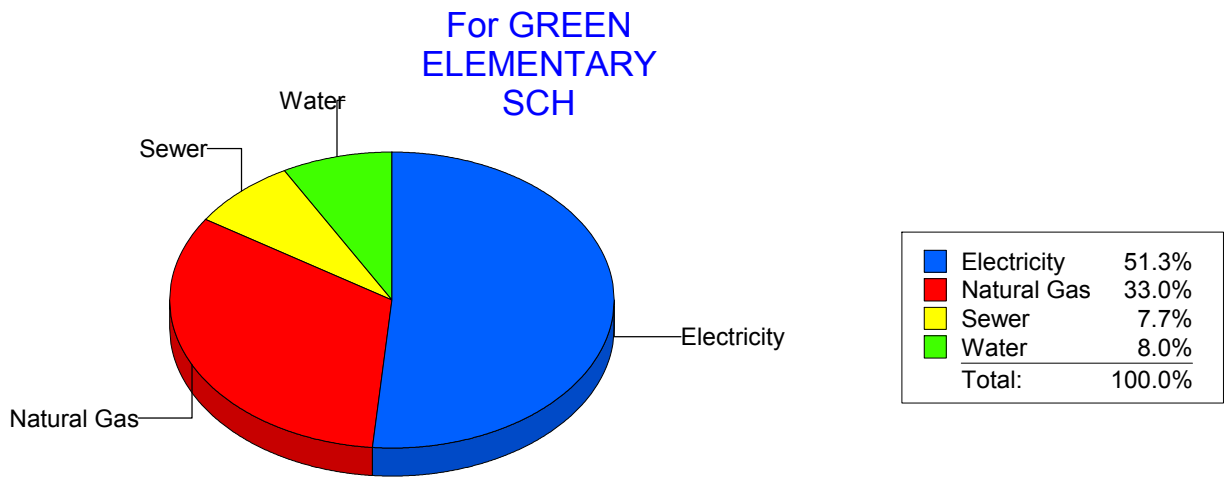
Energy CAP

Cost Avoidance Program

**Cost Summary Graph**

Grouped by Energy Type

Energy Type	Use	Units	Meter Cost	Special Charges	Total Cost	Avg Unit Cost	% of Total Cost
<b>Site: GREEN ELEMENTARY SCH - GREEN ELEMENTARY SCH</b>							
Electricity	34,800	KWH	\$3,391.01	\$0.00	\$3,391.01	0.0974	51.34%
Natural Gas	3,116	CCF	\$2,176.26	\$0.00	\$2,176.26	0.6984	32.95%
Water	135	CCF	\$526.90	\$0.00	\$526.90	3.9030	7.98%
Sewer	155	CCF	\$510.45	\$0.00	\$510.45	3.2932	7.73%
<b>Total Cost:</b>			<b>\$6,604.62</b>	<b>\$0.00</b>	<b>\$6,604.62</b>		



*Filters: Cost Center Name Not Equal To DoNotReport; Billing Period Equal To 201502All Meter CodesAll Group Names*

**elpaso**

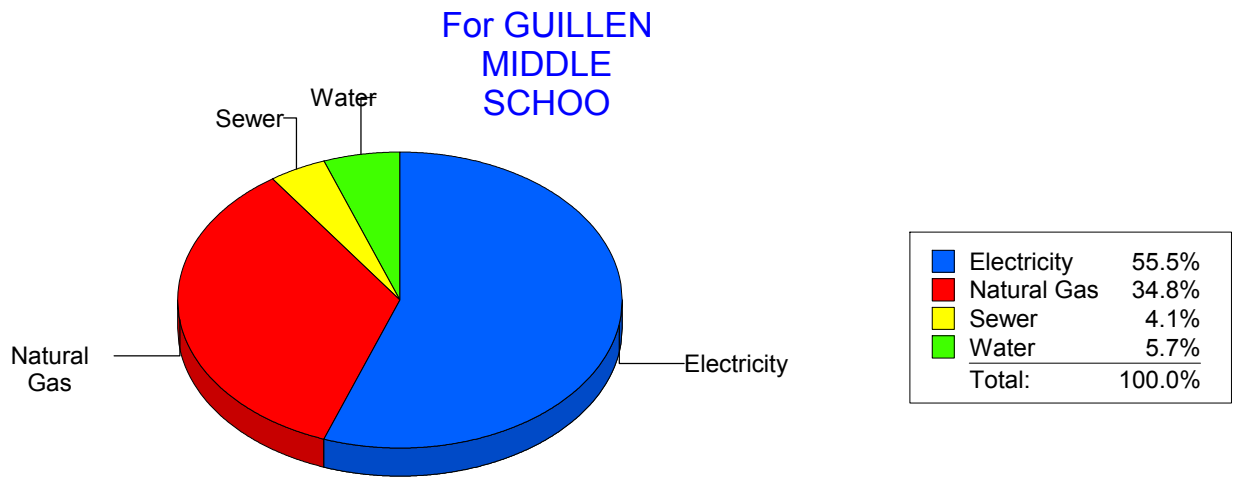
Energy CAP

Cost Avoidance Program

**Cost Summary Graph**

Grouped by Energy Type

Energy Type	Use	Units	Meter Cost	Special Charges	Total Cost	Avg Unit Cost	% of Total Cost
<b>Site: GUILLEN MIDDLE SCHOO - GUILLEN MIDDLE SCHOO</b>							
Electricity	88,455	KWH	\$7,795.43	\$0.00	\$7,795.43	0.0881	55.48%
Natural Gas	7,308	CCF	\$4,884.29	\$0.00	\$4,884.29	0.6683	34.76%
Water	296	CCF	\$794.87	\$0.00	\$794.87	2.6854	5.66%
Sewer	261	CCF	\$576.33	\$0.00	\$576.33	2.2082	4.10%
<b>Total Cost:</b>			<b>\$14,050.92</b>	<b>\$0.00</b>	<b>\$14,050.92</b>		



*Filters: Cost Center Name Not Equal To DoNotReport; Billing Period Equal To 201502All Meter CodesAll Group Names*

**el Paso**

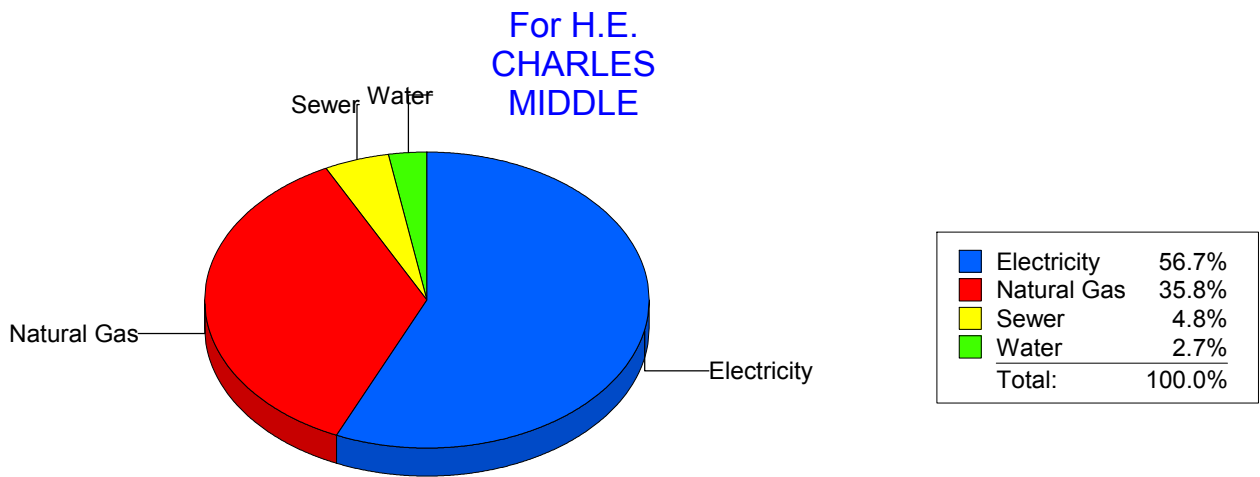
Energy CAP

Cost Avoidance Program

**Cost Summary Graph**

Grouped by Energy Type

Energy Type	Use	Units	Meter Cost	Special Charges	Total Cost	Avg Unit Cost	% of Total Cost
<b>Site: H.E. CHARLES MIDDLE - H.E. CHARLES MIDDLE</b>							
Electricity	70,935	KWH	\$7,374.23	\$0.00	\$7,374.23	0.1040	56.66%
Natural Gas	6,946	CCF	\$4,663.64	\$0.00	\$4,663.64	0.6714	35.83%
Water	76	CCF	\$351.41	\$0.00	\$351.41	4.6238	2.70%
Sewer	288	CCF	\$626.67	\$0.00	\$626.67	2.1759	4.81%
<b>Total Cost:</b>			<b>\$13,015.95</b>	<b>\$0.00</b>	<b>\$13,015.95</b>		



*Filters: Cost Center Name Not Equal To DoNotReport; Billing Period Equal To 201502All Meter CodesAll Group Names*

**elpaso**

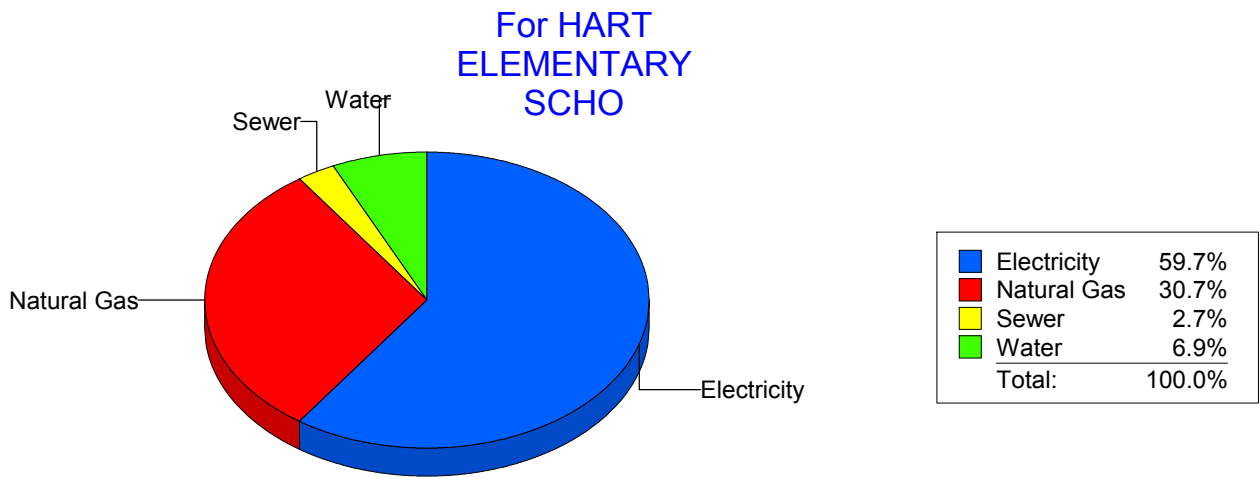
Energy CAP

Cost Avoidance Program

**Cost Summary Graph**

Grouped by Energy Type

Energy Type	Use	Units	Meter Cost	Special Charges	Total Cost	Avg Unit Cost	% of Total Cost
<b>Site: HART ELEMENTARY SCHO - HART ELEMENTARY SCHO</b>							
Electricity	49,080	KWH	\$4,449.47	\$0.00	\$4,449.47	0.0907	59.66%
Natural Gas	3,415	CCF	\$2,289.94	\$0.00	\$2,289.94	0.6706	30.71%
Water	116	CCF	\$515.80	\$0.00	\$515.80	4.4466	6.92%
Sewer	39	CCF	\$202.65	\$0.00	\$202.65	5.1962	2.72%
<b>Total Cost:</b>			<b>\$7,457.86</b>	<b>\$0.00</b>	<b>\$7,457.86</b>		



*Filters: Cost Center Name Not Equal To DoNotReport; Billing Period Equal To 201502All Meter CodesAll Group Names*

**elpaso**

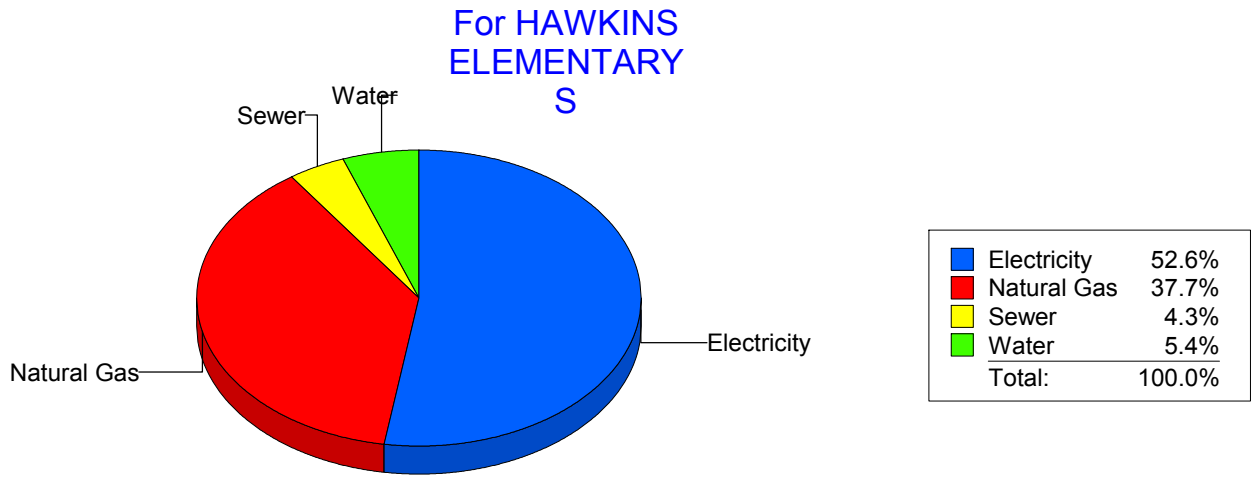
Energy CAP

Cost Avoidance Program

**Cost Summary Graph**

Grouped by Energy Type

Energy Type	Use	Units	Meter Cost	Special Charges	Total Cost	Avg Unit Cost	% of Total Cost
<b>Site: HAWKINS ELEMENTARY S - HAWKINS ELEMENTARY S</b>							
Electricity	26,157	KWH	\$2,445.21	\$0.00	\$2,445.21	0.0935	52.58%
Natural Gas	2,582	CCF	\$1,753.66	\$0.00	\$1,753.66	0.6792	37.71%
Water	75	CCF	\$252.46	\$0.00	\$252.46	3.3661	5.43%
Sewer	47	CCF	\$199.50	\$0.00	\$199.50	4.2447	4.29%
<b>Total Cost:</b>			<b>\$4,650.83</b>	<b>\$0.00</b>	<b>\$4,650.83</b>		



*Filters: Cost Center Name Not Equal To DoNotReport; Billing Period Equal To 201502All Meter CodesAll Group Names*

**el Paso**

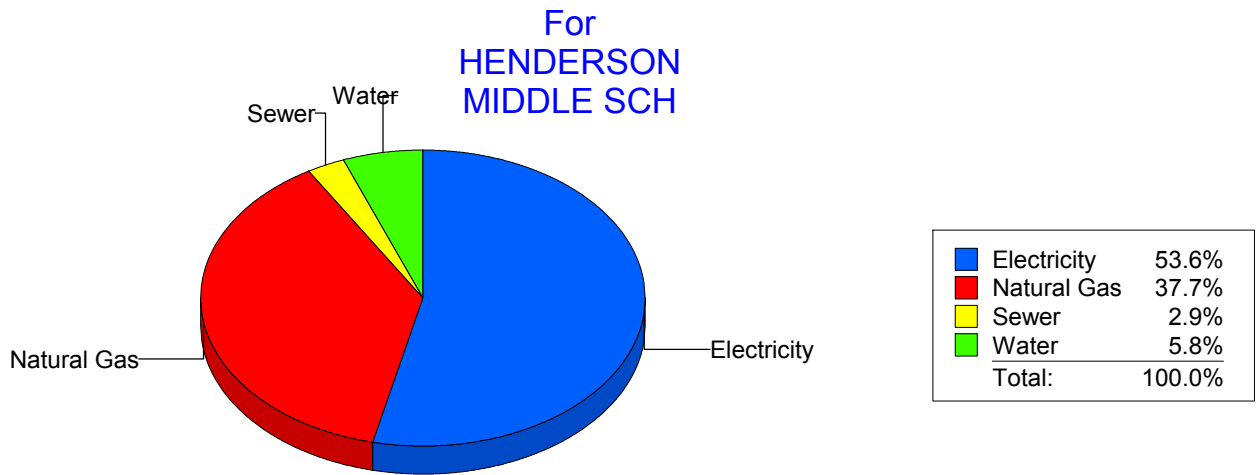
Energy CAP

Cost Avoidance Program

**Cost Summary Graph**

Grouped by Energy Type

Energy Type	Use	Units	Meter Cost	Special Charges	Total Cost	Avg Unit Cost	% of Total Cost
<b>Site: HENDERSON MIDDLE SCH - HENDERSON MIDDLE SCH</b>							
Electricity	48,009	KWH	\$4,665.65	\$0.00	\$4,665.65	0.0972	53.61%
Natural Gas	4,969	CCF	\$3,281.19	\$0.00	\$3,281.19	0.6603	37.70%
Water	184	CCF	\$502.76	\$0.00	\$502.76	2.7324	5.78%
Sewer	135	CCF	\$253.62	\$0.00	\$253.62	1.8787	2.91%
<b>Total Cost:</b>			<b>\$8,703.22</b>	<b>\$0.00</b>	<b>\$8,703.22</b>		



*Filters: Cost Center Name Not Equal To DoNotReport; Billing Period Equal To 201502All Meter CodesAll Group Names*



**el paso**


Energy CAP

Cost Avoidance Program

**Cost Summary Graph**

Grouped by Energy Type

Energy Type	Use	Units	Meter Cost	Special Charges	Total Cost	Avg Unit Cost	% of Total Cost
<b>Site: HERCULES COTTAGES - HERCULES COTTAGES</b>							
Electricity	4,079	KWH	\$651.98	\$0.00	\$651.98	0.1598	37.95%
Natural Gas	871	CCF	\$928.37	\$0.00	\$928.37	1.0659	54.04%
Water	19	CCF	\$95.09	\$0.00	\$95.09	5.0047	5.54%
Sewer	7	CCF	\$42.45	\$0.00	\$42.45	6.0643	2.47%
<b>Total Cost:</b>			<b>\$1,717.89</b>	<b>\$0.00</b>	<b>\$1,717.89</b>		



*Filters: Cost Center Name Not Equal To DoNotReport; Billing Period Equal To 201502All Meter CodesAll Group Names*

**elpaso**

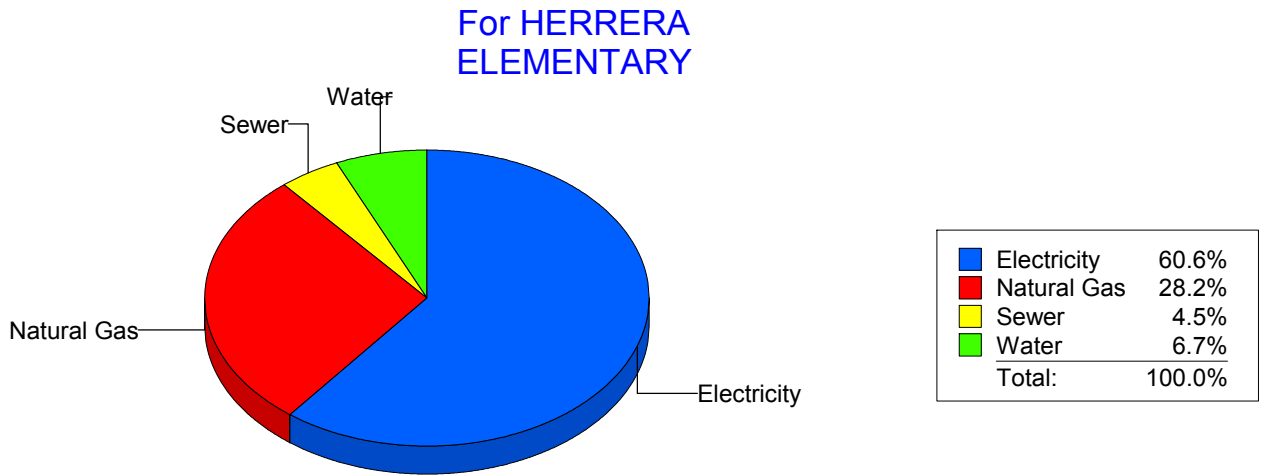
Energy CAP

Cost Avoidance Program

**Cost Summary Graph**

Grouped by Energy Type

Energy Type	Use	Units	Meter Cost	Special Charges	Total Cost	Avg Unit Cost	% of Total Cost
<b>Site: HERRERA - HERRERA ELEMENTARY</b>							
Electricity	55,200	KWH	\$5,474.81	\$0.00	\$5,474.81	0.0992	60.62%
Natural Gas	3,814	CCF	\$2,544.24	\$0.00	\$2,544.24	0.6671	28.17%
Water	188	CCF	\$609.58	\$0.00	\$609.58	3.2424	6.75%
Sewer	126	CCF	\$403.11	\$0.00	\$403.11	3.1993	4.46%
<b>Total Cost:</b>			<b>\$9,031.74</b>	<b>\$0.00</b>	<b>\$9,031.74</b>		



*Filters: Cost Center Name Not Equal To DoNotReport; Billing Period Equal To 201502All Meter CodesAll Group Names*

**elpaso**

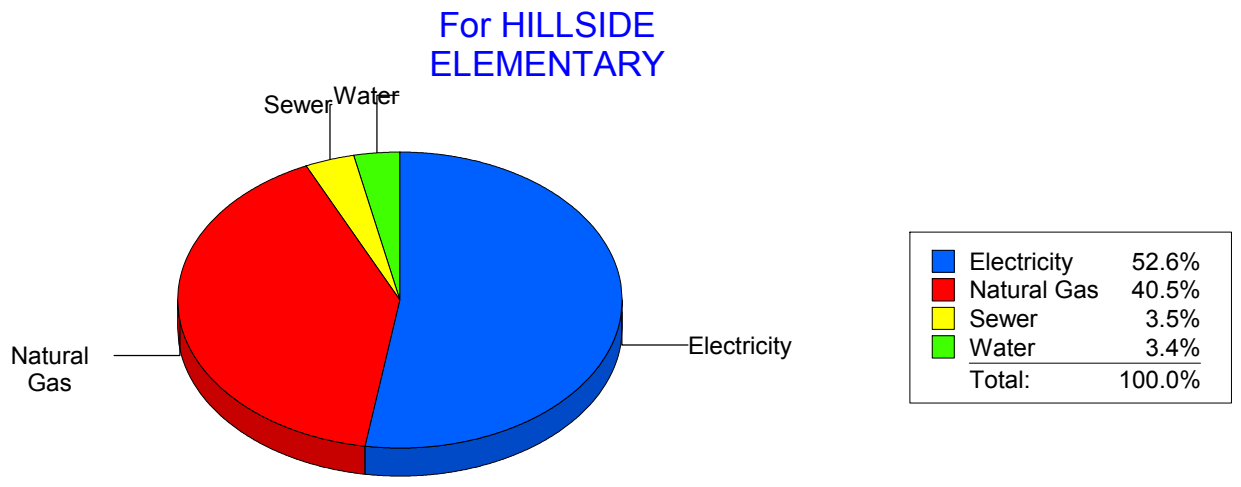
Energy CAP

Cost Avoidance Program

**Cost Summary Graph**

Grouped by Energy Type

Energy Type	Use	Units	Meter Cost	Special Charges	Total Cost	Avg Unit Cost	% of Total Cost
<b>Site: HILLSIDE ELEMENTARY - HILLSIDE ELEMENTARY</b>							
Electricity	49,056	KWH	\$5,485.20	\$0.00	\$5,485.20	0.1118	52.62%
Natural Gas	6,053	CCF	\$4,220.28	\$0.00	\$4,220.28	0.6972	40.49%
Water	94	CCF	\$349.76	\$0.00	\$349.76	3.7209	3.36%
Sewer	110	CCF	\$367.95	\$0.00	\$367.95	3.3450	3.53%
<b>Total Cost:</b>			<b>\$10,423.19</b>	<b>\$0.00</b>	<b>\$10,423.19</b>		



*Filters: Cost Center Name Not Equal To DoNotReport; Billing Period Equal To 201502All Meter CodesAll Group Names*

**elpaso**

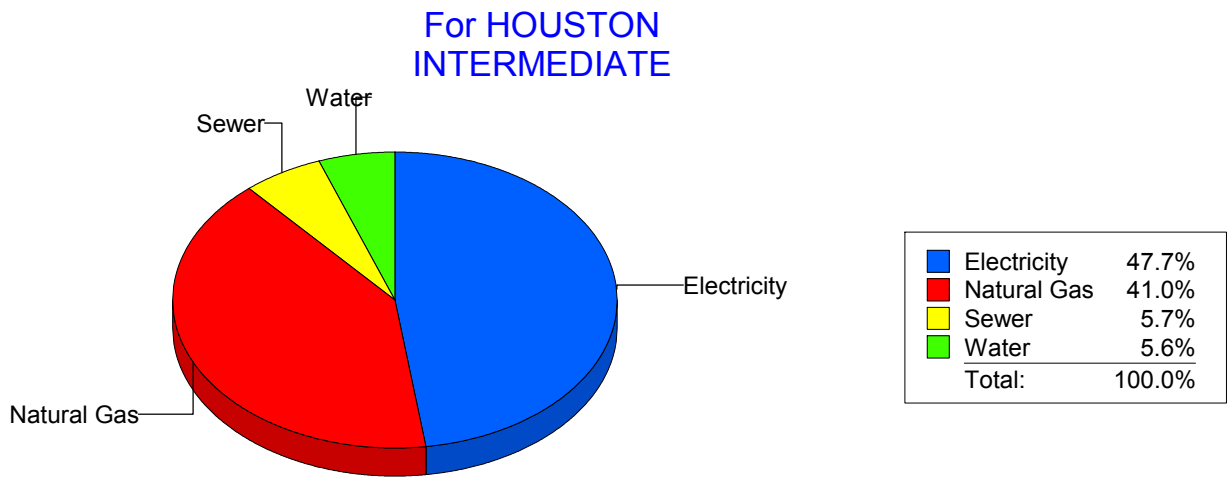
Energy CAP

Cost Avoidance Program

**Cost Summary Graph**

Grouped by Energy Type

Energy Type	Use	Units	Meter Cost	Special Charges	Total Cost	Avg Unit Cost	% of Total Cost
<b>Site: HOUSTON INTERMEDIATE - HOUSTON INTERMEDIATE</b>							
Electricity	29,600	KWH	\$2,709.43	\$0.00	\$2,709.43	0.0915	47.66%
Natural Gas	3,199	CCF	\$2,328.87	\$0.00	\$2,328.87	0.7280	40.96%
Water	68	CCF	\$320.77	\$0.00	\$320.77	4.7172	5.64%
Sewer	72	CCF	\$326.44	\$0.00	\$326.44	4.5339	5.74%
<b>Total Cost:</b>			<b>\$5,685.51</b>	<b>\$0.00</b>	<b>\$5,685.51</b>		



*Filters: Cost Center Name Not Equal To DoNotReport; Billing Period Equal To 201502All Meter CodesAll Group Names*

**elpaso**

Energy CAP

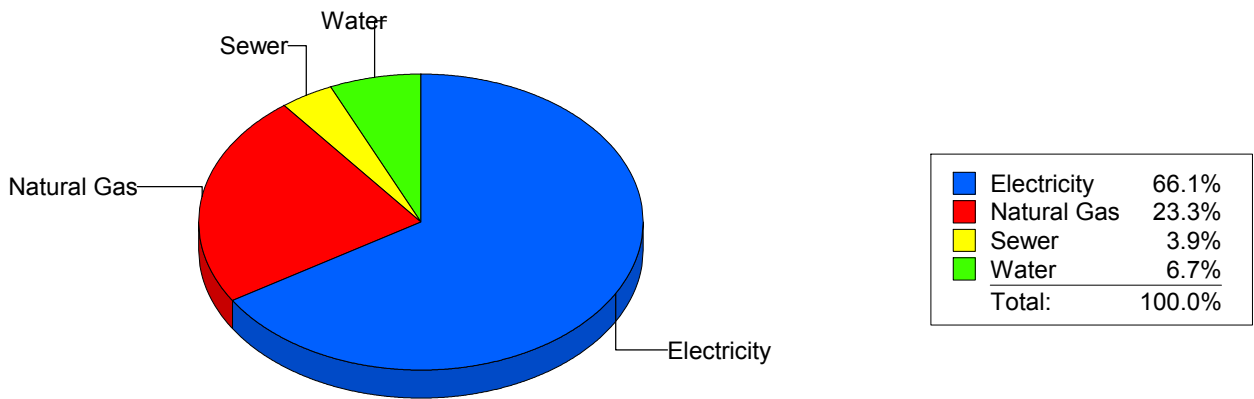
Cost Avoidance Program

**Cost Summary Graph**

Grouped by Energy Type

Energy Type	Use	Units	Meter Cost	Special Charges	Total Cost	Avg Unit Cost	% of Total Cost
<b>Site: MOYE - HR MOYE</b>							
Electricity	58,680	KWH	\$5,721.95	\$0.00	\$5,721.95	0.0975	66.09%
Natural Gas	2,964	CCF	\$2,019.55	\$0.00	\$2,019.55	0.6814	23.33%
Water	125	CCF	\$580.91	\$0.00	\$580.91	4.6473	6.71%
Sewer	77	CCF	\$335.49	\$0.00	\$335.49	4.3570	3.87%
<b>Total Cost:</b>			<b>\$8,657.90</b>	<b>\$0.00</b>	<b>\$8,657.90</b>		

For HR MOYE



*Filters: Cost Center Name Not Equal To DoNotReport; Billing Period Equal To 201502All Meter CodesAll Group Names*

**el Paso**

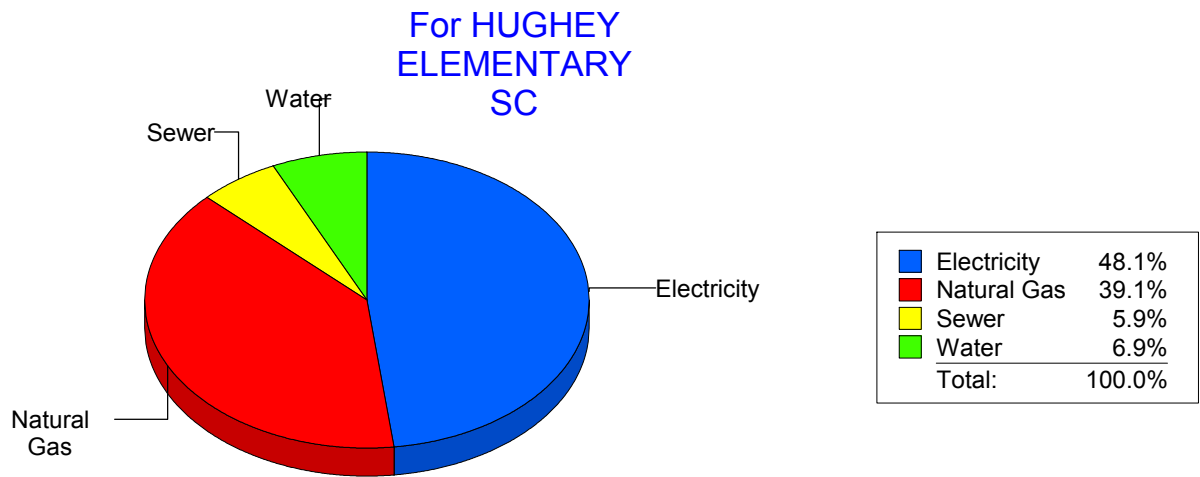
Energy CAP

Cost Avoidance Program

**Cost Summary Graph**

Grouped by Energy Type

Energy Type	Use	Units	Meter Cost	Special Charges	Total Cost	Avg Unit Cost	% of Total Cost
<b>Site: HUGHEY ELEMENTARY SC - HUGHEY ELEMENTARY SC</b>							
Electricity	38,740	KWH	\$4,027.74	\$0.00	\$4,027.74	0.1040	48.12%
Natural Gas	4,701	CCF	\$3,277.07	\$0.00	\$3,277.07	0.6971	39.15%
Water	164	CCF	\$575.73	\$0.00	\$575.73	3.5105	6.88%
Sewer	150	CCF	\$490.47	\$0.00	\$490.47	3.2698	5.86%
<b>Total Cost:</b>			<b>\$8,371.01</b>	<b>\$0.00</b>	<b>\$8,371.01</b>		



*Filters: Cost Center Name Not Equal To DoNotReport; Billing Period Equal To 201502All Meter CodesAll Group Names*

**elpaso**

Energy CAP

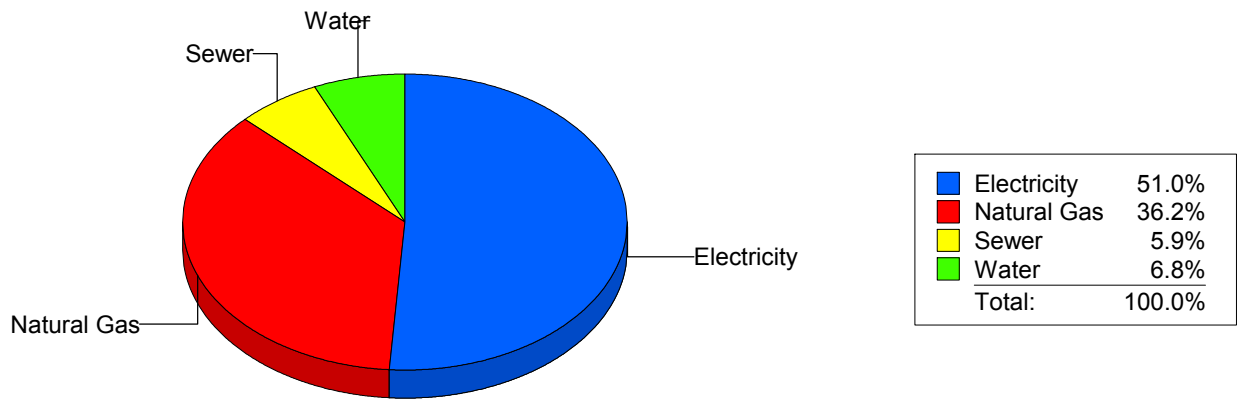
Cost Avoidance Program

**Cost Summary Graph**

Grouped by Energy Type

Energy Type	Use	Units	Meter Cost	Special Charges	Total Cost	Avg Unit Cost	% of Total Cost
<b>Site: IRVIN HIGH SCHOOL - IRVIN HIGH SCHOOL</b>							
Electricity	98,211	KWH	\$9,741.27	\$0.00	\$9,741.27	0.0992	51.05%
Natural Gas	10,560	CCF	\$6,912.99	\$0.00	\$6,912.99	0.6546	36.23%
Water	743	CCF	\$1,294.47	\$0.00	\$1,294.47	1.7422	6.78%
Sewer	714	CCF	\$1,134.15	\$0.00	\$1,134.15	1.5884	5.94%
<b>Total Cost:</b>			<b>\$19,082.88</b>	<b>\$0.00</b>	<b>\$19,082.88</b>		

For IRVIN HIGH SCHOOL



*Filters: Cost Center Name Not Equal To DoNotReport; Billing Period Equal To 201502All Meter CodesAll Group Names*

**el Paso**

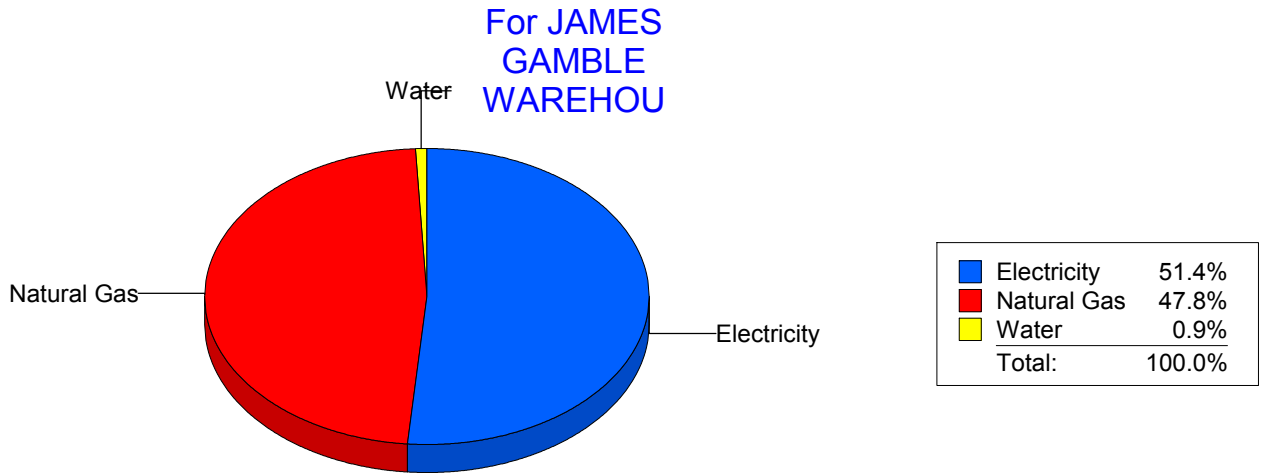
Energy CAP

Cost Avoidance Program

**Cost Summary Graph**

Grouped by Energy Type

Energy Type	Use	Units	Meter Cost	Special Charges	Total Cost	Avg Unit Cost	% of Total Cost
<b>Site: JAMES GAMBLE WAREHOU - JAMES GAMBLE WAREHOU</b>							
Electricity	27,200	KWH	\$2,351.92	\$0.00	\$2,351.92	0.0865	51.37%
Natural Gas	3,223	CCF	\$2,186.85	\$0.00	\$2,186.85	0.6785	47.77%
Water	0	CCF	\$39.32	\$0.00	\$39.32	0.0000	0.86%
<b>Total Cost:</b>			<b>\$4,578.09</b>	<b>\$0.00</b>	<b>\$4,578.09</b>		



*Filters: Cost Center Name Not Equal To DoNotReport; Billing Period Equal To 201502All Meter CodesAll Group Names*



**el Paso**

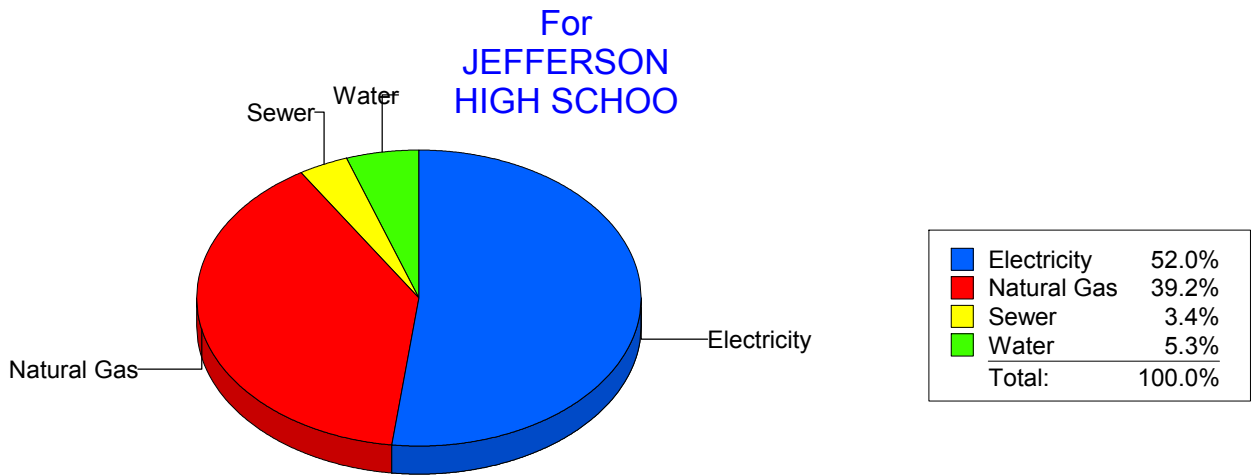
Energy CAP

Cost Avoidance Program

**Cost Summary Graph**

Grouped by Energy Type

Energy Type	Use	Units	Meter Cost	Special Charges	Total Cost	Avg Unit Cost	% of Total Cost
<b>Site: JEFFERSON HIGH SCHOOL - JEFFERSON HIGH SCHOOL</b>							
Electricity	106,956	KWH	\$9,827.57	\$0.00	\$9,827.57	0.0919	52.04%
Natural Gas	10,477	CCF	\$7,404.35	\$0.00	\$7,404.35	0.7067	39.21%
Water	365	CCF	\$1,004.74	\$0.00	\$1,004.74	2.7527	5.32%
Sewer	200	CCF	\$648.67	\$0.00	\$648.67	3.2434	3.43%
<b>Total Cost:</b>			<b>\$18,885.33</b>	<b>\$0.00</b>	<b>\$18,885.33</b>		



*Filters: Cost Center Name Not Equal To DoNotReport; Billing Period Equal To 201502All Meter CodesAll Group Names*

**elpaso**

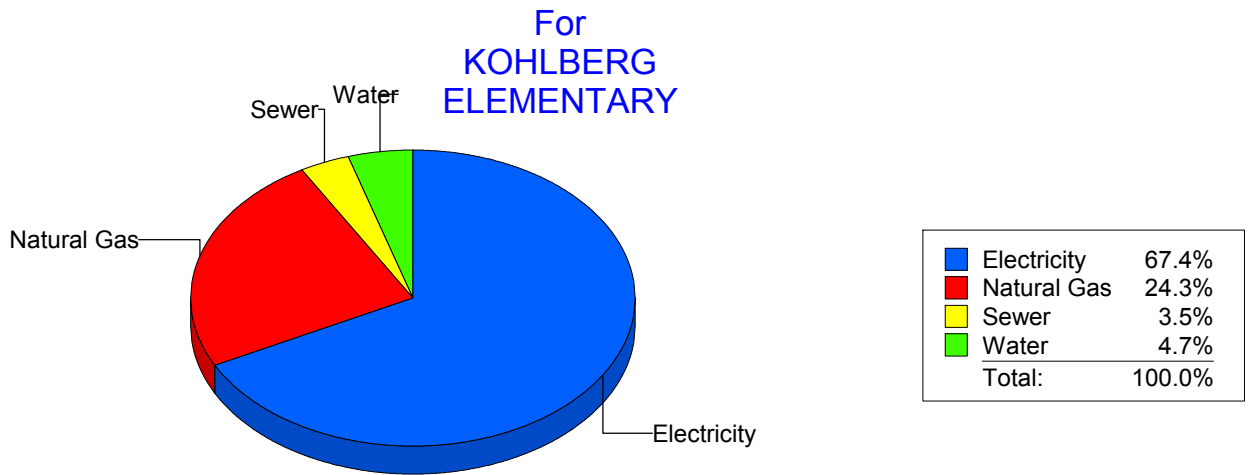
Energy CAP

Cost Avoidance Program

**Cost Summary Graph**

Grouped by Energy Type

Energy Type	Use	Units	Meter Cost	Special Charges	Total Cost	Avg Unit Cost	% of Total Cost
<b>Site: KOHLBERG ELEMENTARY - KOHLBERG ELEMENTARY</b>							
Electricity	61,580	KWH	\$6,687.33	\$0.00	\$6,687.33	0.1086	67.44%
Natural Gas	3,476	CCF	\$2,407.10	\$0.00	\$2,407.10	0.6925	24.27%
Water	165	CCF	\$470.63	\$0.00	\$470.63	2.8523	4.75%
Sewer	108	CCF	\$351.38	\$0.00	\$351.38	3.2535	3.54%
<b>Total Cost:</b>			<b>\$9,916.44</b>	<b>\$0.00</b>	<b>\$9,916.44</b>		



*Filters: Cost Center Name Not Equal To DoNotReport; Billing Period Equal To 201502All Meter CodesAll Group Names*

**el Paso**

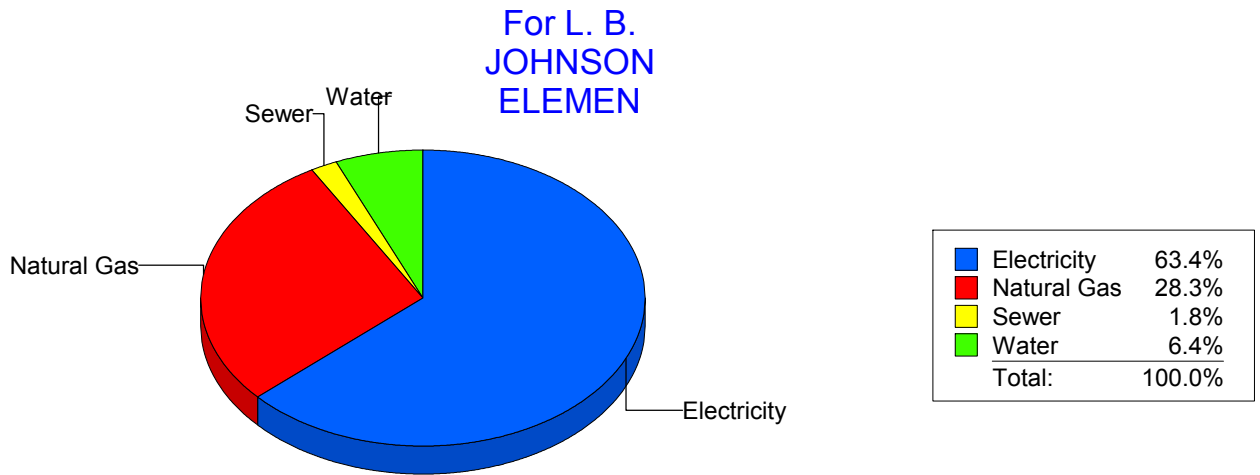
Energy CAP

Cost Avoidance Program

**Cost Summary Graph**

Grouped by Energy Type

Energy Type	Use	Units	Meter Cost	Special Charges	Total Cost	Avg Unit Cost	% of Total Cost
<b>Site: L. B. JOHNSON ELEMEN - L. B. JOHNSON ELEMEN</b>							
Electricity	63,250	KWH	\$6,907.33	\$0.00	\$6,907.33	0.1092	63.41%
Natural Gas	4,538	CCF	\$3,085.26	\$0.00	\$3,085.26	0.6799	28.32%
Water	184	CCF	\$700.06	\$0.00	\$700.06	3.8047	6.43%
Sewer	38	CCF	\$201.27	\$0.00	\$201.27	5.2966	1.85%
<b>Total Cost:</b>			<b>\$10,893.92</b>	<b>\$0.00</b>	<b>\$10,893.92</b>		



*Filters: Cost Center Name Not Equal To DoNotReport; Billing Period Equal To 201502All Meter CodesAll Group Names*

**elpaso**

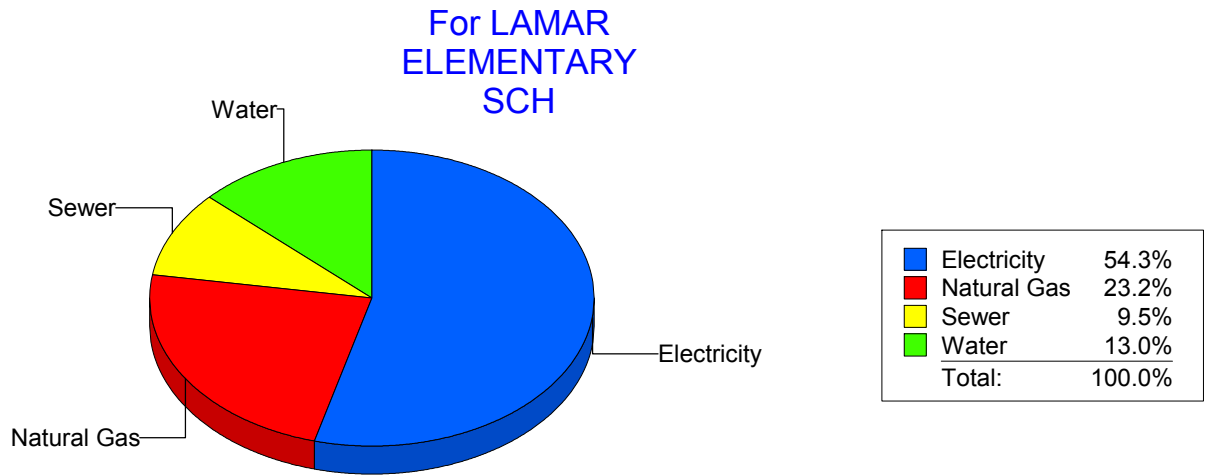
Energy CAP

Cost Avoidance Program

**Cost Summary Graph**

Grouped by Energy Type

Energy Type	Use	Units	Meter Cost	Special Charges	Total Cost	Avg Unit Cost	% of Total Cost
<b>Site: LAMAR ELEMENTARY SCH - LAMAR ELEMENTARY SCH</b>							
Electricity	35,700	KWH	\$3,575.97	\$0.00	\$3,575.97	0.1002	54.29%
Natural Gas	1,984	CCF	\$1,526.72	\$0.00	\$1,526.72	0.7695	23.18%
Water	314	CCF	\$855.91	\$0.00	\$855.91	2.7258	12.99%
Sewer	191	CCF	\$628.56	\$0.00	\$628.56	3.2909	9.54%
<b>Total Cost:</b>			<b>\$6,587.16</b>	<b>\$0.00</b>	<b>\$6,587.16</b>		



*Filters: Cost Center Name Not Equal To DoNotReport; Billing Period Equal To 201502All Meter CodesAll Group Names*

**elpaso**

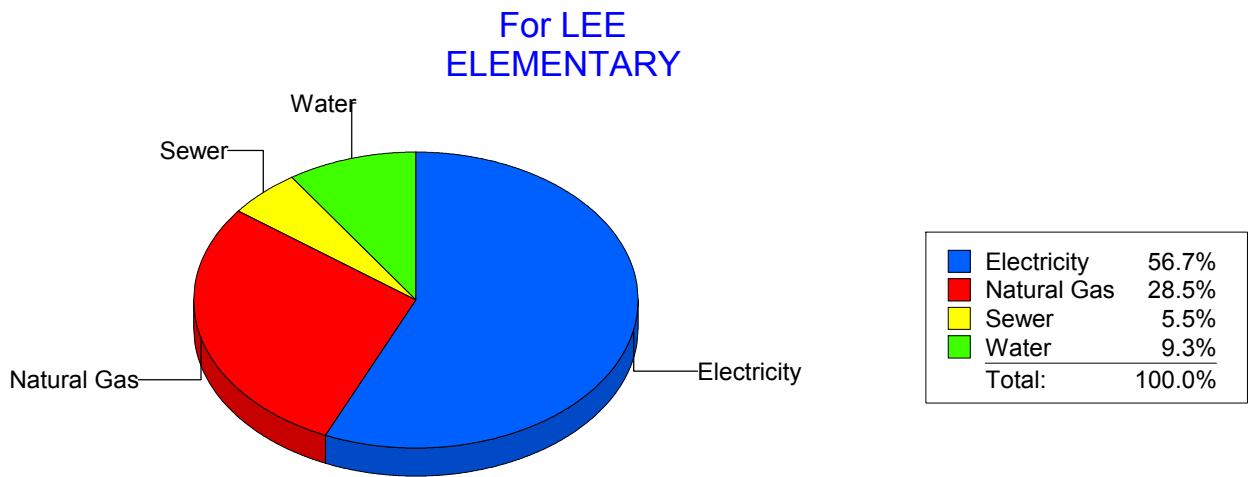
Energy CAP

Cost Avoidance Program

**Cost Summary Graph**

Grouped by Energy Type

Energy Type	Use	Units	Meter Cost	Special Charges	Total Cost	Avg Unit Cost	% of Total Cost
<b>Site: LEE ELEMENTARY - LEE ELEMENTARY</b>							
Electricity	33,160	KWH	\$4,334.75	\$0.00	\$4,334.75	0.1307	56.73%
Natural Gas	3,206	CCF	\$2,175.82	\$0.00	\$2,175.82	0.6787	28.47%
Water	150	CCF	\$714.46	\$0.00	\$714.46	4.7631	9.35%
Sewer	97	CCF	\$416.60	\$0.00	\$416.60	4.2948	5.45%
<b>Total Cost:</b>			<b>\$7,641.63</b>	<b>\$0.00</b>	<b>\$7,641.63</b>		



*Filters: Cost Center Name Not Equal To DoNotReport; Billing Period Equal To 201502All Meter CodesAll Group Names*

**elpaso**

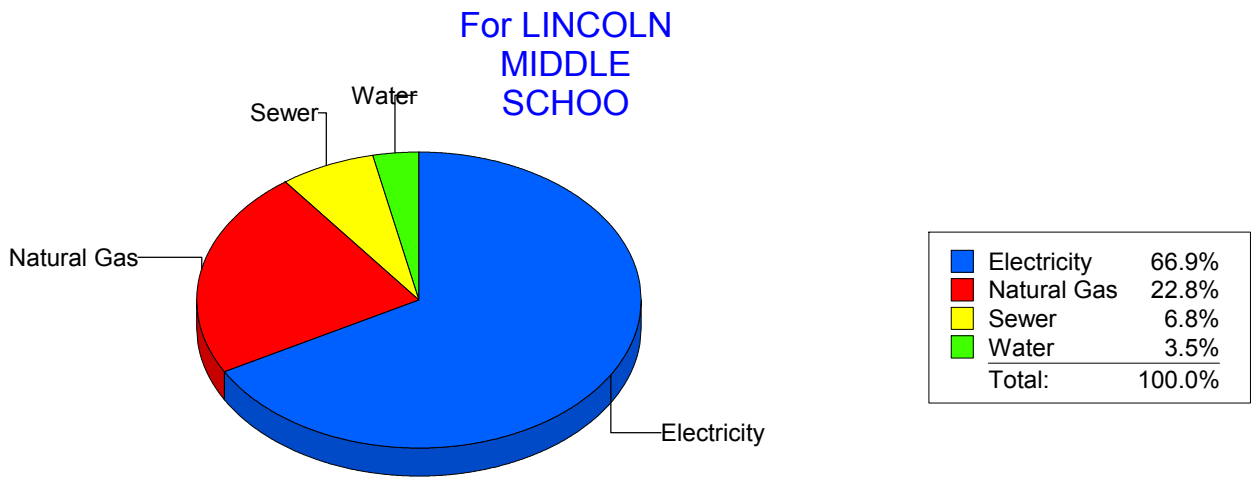
Energy CAP

Cost Avoidance Program

**Cost Summary Graph**

Grouped by Energy Type

Energy Type	Use	Units	Meter Cost	Special Charges	Total Cost	Avg Unit Cost	% of Total Cost
<b>Site: LINCOLN MIDDLE SCHOOL - LINCOLN MIDDLE SCHOOL</b>							
Electricity	22,402	KWH	\$10,322.47	\$0.00	\$10,322.47	0.4608	66.93%
Natural Gas	5,342	CCF	\$3,519.21	\$0.00	\$3,519.21	0.6588	22.82%
Water	256	CCF	\$534.75	\$0.00	\$534.75	2.0889	3.47%
Sewer	650	CCF	\$1,045.83	\$0.00	\$1,045.83	1.6090	6.78%
<b>Total Cost:</b>			<b>\$15,422.26</b>	<b>\$0.00</b>	<b>\$15,422.26</b>		



*Filters: Cost Center Name Not Equal To DoNotReport; Billing Period Equal To 201502All Meter CodesAll Group Names*

**elpaso**

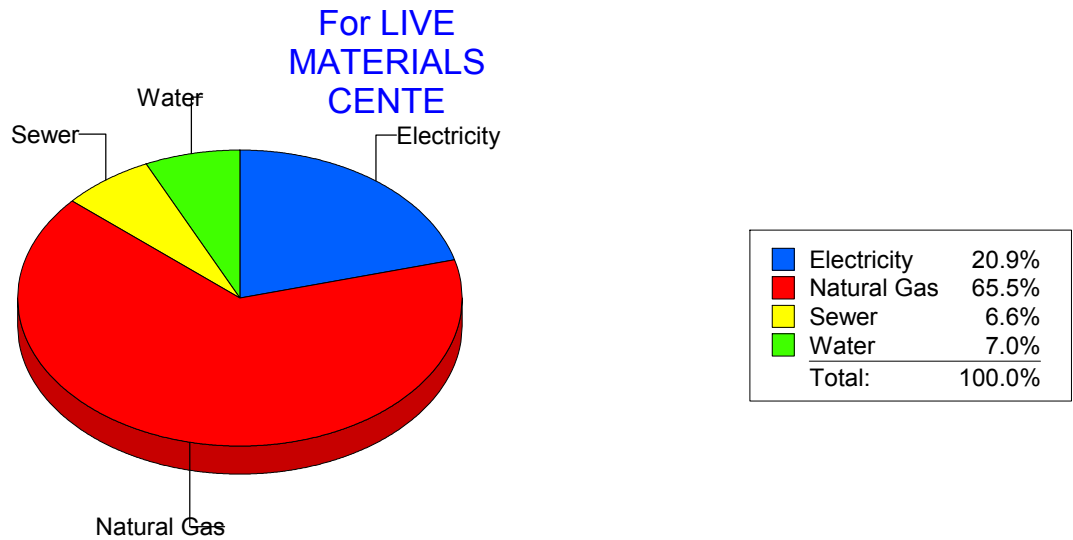
Energy CAP

Cost Avoidance Program

**Cost Summary Graph**

Grouped by Energy Type

Energy Type	Use	Units	Meter Cost	Special Charges	Total Cost	Avg Unit Cost	% of Total Cost
<b>Site: LIVE MATERIALS CENTE - LIVE MATERIALS CENTE</b>							
Electricity		364 KWH	\$73.55	\$0.00	\$73.55	0.2021	20.91%
Natural Gas		128 CCF	\$230.30	\$0.00	\$230.30	1.7992	65.47%
Water		0 CCF	\$24.70	\$0.00	\$24.70	0.0000	7.02%
Sewer		1 CCF	\$23.24	\$0.00	\$23.24	23.2400	6.61%
<b>Total Cost:</b>			<b>\$351.79</b>	<b>\$0.00</b>	<b>\$351.79</b>		



*Filters: Cost Center Name Not Equal To DoNotReport; Billing Period Equal To 201502All Meter CodesAll Group Names*

**elpaso**

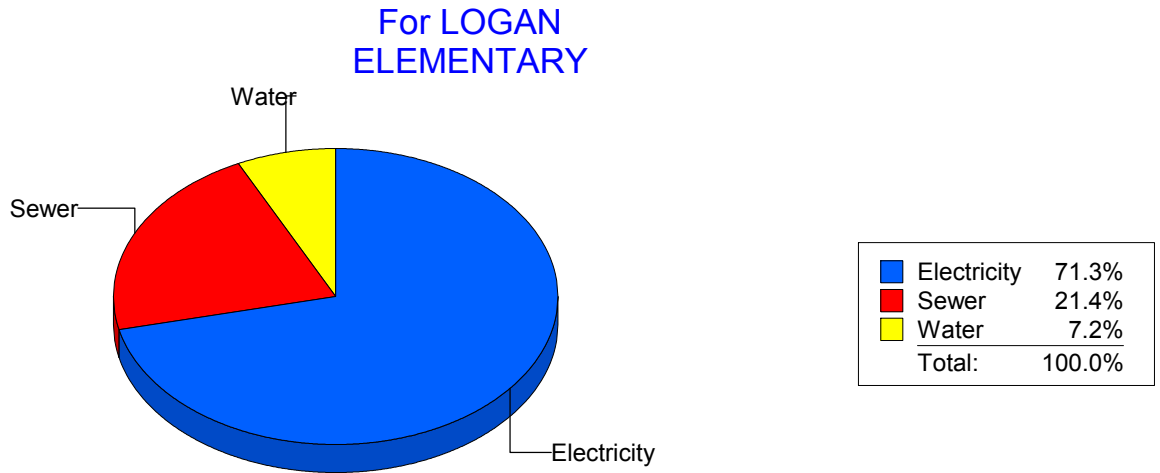
Energy CAP

Cost Avoidance Program

**Cost Summary Graph**

Grouped by Energy Type

Energy Type	Use	Units	Meter Cost	Special Charges	Total Cost	Avg Unit Cost	% of Total Cost
<b>Site: LOGAN ELEMENTARY - LOGAN ELEMENTARY</b>							
Electricity		0 KWH	\$743.97	\$0.00	\$743.97	0.0000	71.35%
Water		5 CCF	\$75.53	\$0.00	\$75.53	15.1060	7.24%
Sewer		113 CCF	\$223.26	\$0.00	\$223.26	1.9758	21.41%
<b>Total Cost:</b>			<b>\$1,042.76</b>	<b>\$0.00</b>	<b>\$1,042.76</b>		



*Filters: Cost Center Name Not Equal To DoNotReport; Billing Period Equal To 201502All Meter CodesAll Group Names*



**elpaso**

Energy CAP

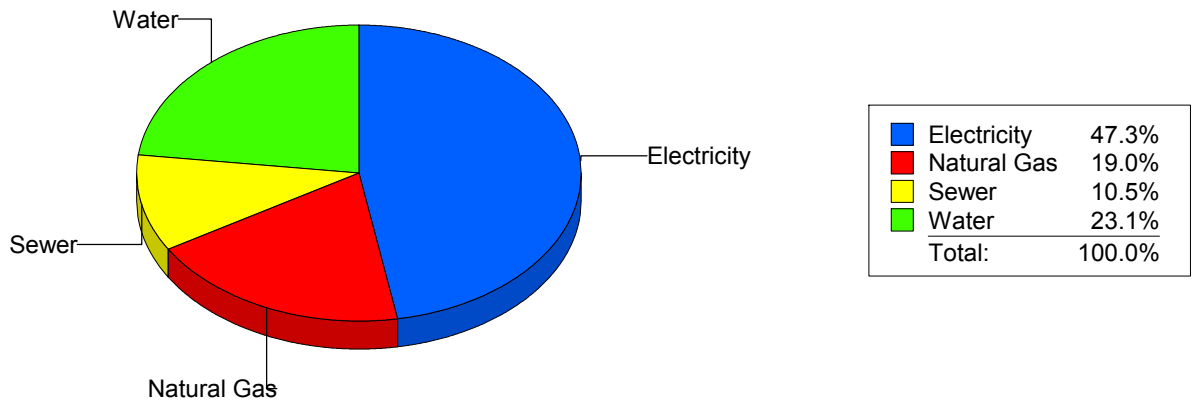
Cost Avoidance Program

**Cost Summary Graph**

Grouped by Energy Type

Energy Type	Use	Units	Meter Cost	Special Charges	Total Cost	Avg Unit Cost	% of Total Cost
<b>Site: LUNDY - LUNDY</b>							
Electricity	48,800	KWH	\$4,988.86	\$0.00	\$4,988.86	0.1022	47.30%
Natural Gas	24,183	CCF	\$2,007.68	\$0.00	\$2,007.68	0.0830	19.04%
Water	747	CCF	\$2,437.74	\$0.00	\$2,437.74	3.2634	23.11%
Sewer	640	CCF	\$1,112.43	\$0.00	\$1,112.43	1.7382	10.55%
<b>Total Cost:</b>			<b>\$10,546.71</b>	<b>\$0.00</b>	<b>\$10,546.71</b>		

For LUNDY



*Filters: Cost Center Name Not Equal To DoNotReport; Billing Period Equal To 201502All Meter CodesAll Group Names*

**elpaso**

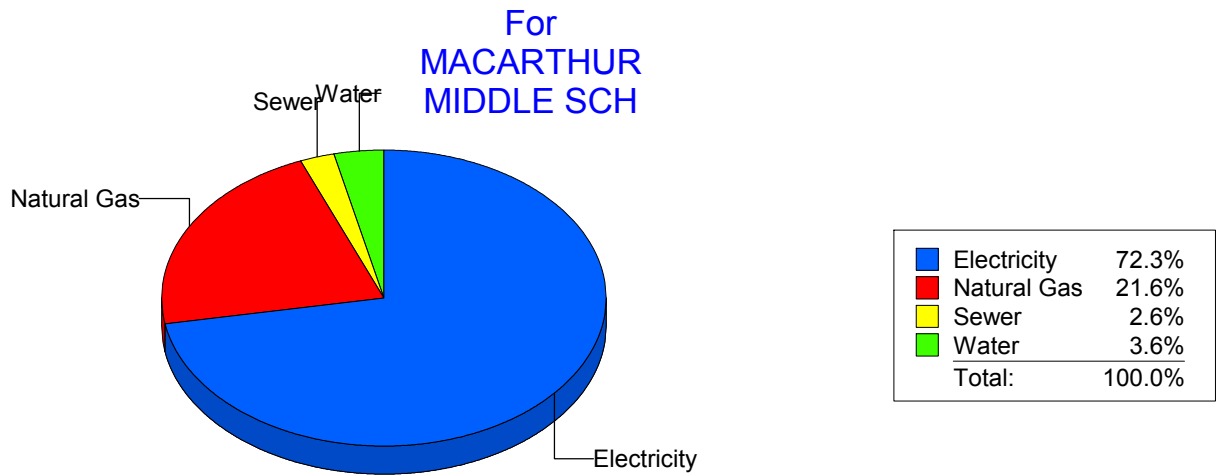
Energy CAP

Cost Avoidance Program

**Cost Summary Graph**

Grouped by Energy Type

Energy Type	Use	Units	Meter Cost	Special Charges	Total Cost	Avg Unit Cost	% of Total Cost
<b>Site: MACARTHUR MIDDLE SCH - MACARTHUR MIDDLE SCH</b>							
Electricity	85,920	KWH	\$9,241.30	\$0.00	\$9,241.30	0.1076	72.25%
Natural Gas	4,150	CCF	\$2,758.62	\$0.00	\$2,758.62	0.6647	21.57%
Water	118	CCF	\$455.04	\$0.00	\$455.04	3.8563	3.56%
Sewer	135	CCF	\$335.13	\$0.00	\$335.13	2.4824	2.62%
<b>Total Cost:</b>			<b>\$12,790.09</b>	<b>\$0.00</b>	<b>\$12,790.09</b>		



*Filters: Cost Center Name Not Equal To DoNotReport; Billing Period Equal To 201502All Meter CodesAll Group Names*

**elpaso**

Energy CAP

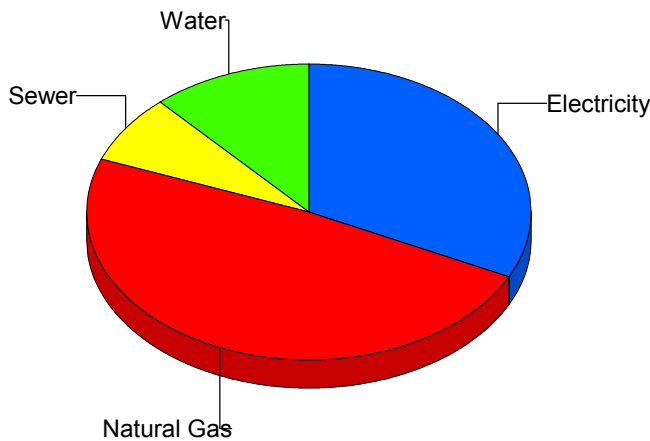
Cost Avoidance Program

**Cost Summary Graph**

Grouped by Energy Type

Energy Type	Use	Units	Meter Cost	Special Charges	Total Cost	Avg Unit Cost	% of Total Cost
<b>Site: MAGOFFIN MIDDLE SCHO - MAGOFFIN MIDDLE SCHO</b>							
Electricity	18,160	KWH	\$1,967.39	\$0.00	\$1,967.39	0.1083	32.26%
Natural Gas	4,432	CCF	\$2,965.41	\$0.00	\$2,965.41	0.6691	48.63%
Water	162	CCF	\$718.92	\$0.00	\$718.92	4.4378	11.79%
Sewer	157	CCF	\$445.89	\$0.00	\$445.89	2.8401	7.31%
<b>Total Cost:</b>			<b>\$6,097.61</b>	<b>\$0.00</b>	<b>\$6,097.61</b>		

For MAGOFFIN MIDDLE SCHO



Electricity	32.3%
Natural Gas	48.6%
Sewer	7.3%
Water	11.8%
<b>Total:</b>	<b>100.0%</b>

*Filters: Cost Center Name Not Equal To DoNotReport; Billing Period Equal To 201502All Meter CodesAll Group Names*

**elpaso**

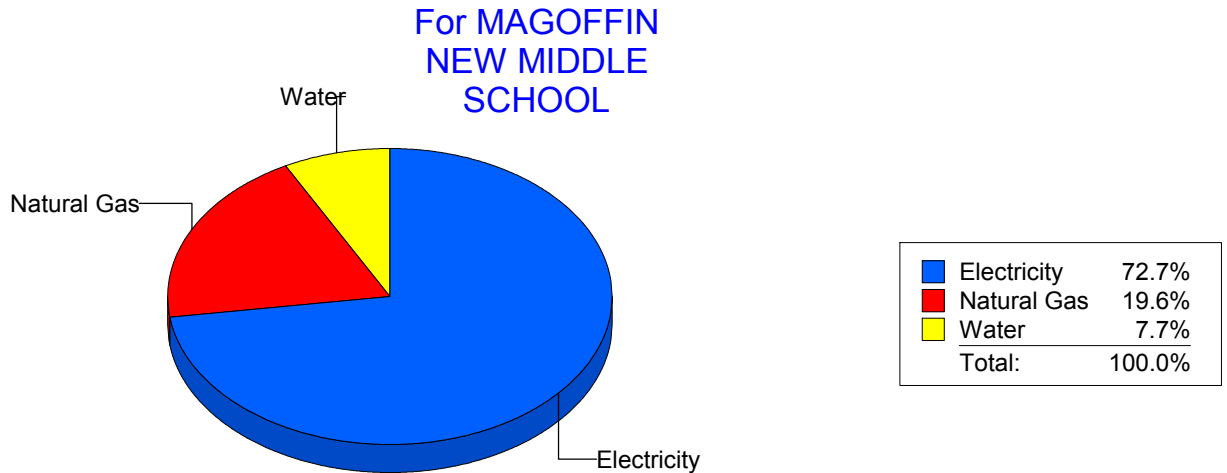
Energy CAP

Cost Avoidance Program

**Cost Summary Graph**

Grouped by Energy Type

Energy Type	Use	Units	Meter Cost	Special Charges	Total Cost	Avg Unit Cost	% of Total Cost
<b>Site: MAGOFFINMIDDLESCHOOLN047 - MAGOFFIN NEW MIDDLE SCHOOL</b>							
Electricity	103,800	KWH	\$10,053.14	\$0.00	\$10,053.14	0.0969	72.65%
Natural Gas	4,044	CCF	\$2,715.64	\$0.00	\$2,715.64	0.6715	19.63%
Water	227	CCF	\$1,068.21	\$0.00	\$1,068.21	4.7058	7.72%
<b>Total Cost:</b>			<b>\$13,836.99</b>	<b>\$0.00</b>	<b>\$13,836.99</b>		



*Filters: Cost Center Name Not Equal To DoNotReport; Billing Period Equal To 201502All Meter CodesAll Group Names*

**elpaso**

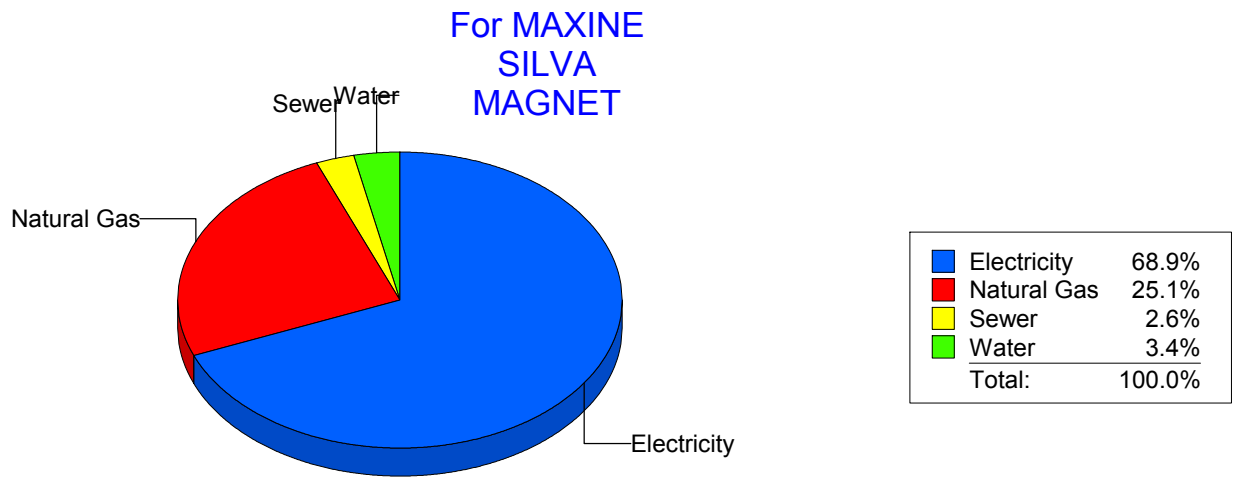
Energy CAP

Cost Avoidance Program

**Cost Summary Graph**

Grouped by Energy Type

Energy Type	Use	Units	Meter Cost	Special Charges	Total Cost	Avg Unit Cost	% of Total Cost
<b>Site: MAXINE SILVA MAGNET - MAXINE SILVA MAGNET</b>							
Electricity	60,900	KWH	\$6,685.58	\$0.00	\$6,685.58	0.1098	68.94%
Natural Gas	3,635	CCF	\$2,430.02	\$0.00	\$2,430.02	0.6685	25.06%
Water	107	CCF	\$325.91	\$0.00	\$325.91	3.0459	3.36%
Sewer	78	CCF	\$256.47	\$0.00	\$256.47	3.2881	2.64%
<b>Total Cost:</b>			<b>\$9,697.98</b>	<b>\$0.00</b>	<b>\$9,697.98</b>		



*Filters: Cost Center Name Not Equal To DoNotReport; Billing Period Equal To 201502All Meter CodesAll Group Names*

**elpaso**

Energy CAP

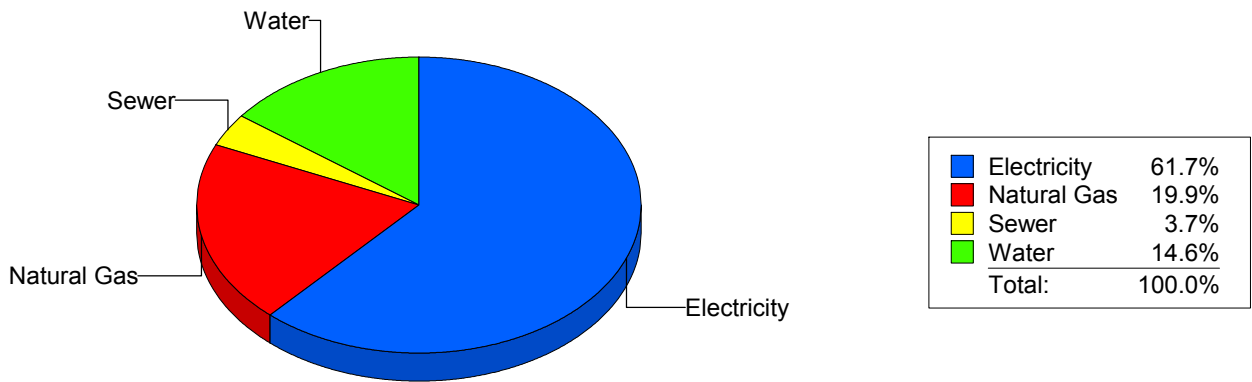
Cost Avoidance Program

**Cost Summary Graph**

Grouped by Energy Type

Energy Type	Use	Units	Meter Cost	Special Charges	Total Cost	Avg Unit Cost	% of Total Cost
<b>Site: MESITA ELEMENTARY - MESITA ELEMENTARY</b>							
Electricity	7,120	KWH	\$7,680.92	\$0.00	\$7,680.92	1.0788	61.72%
Natural Gas	3,590	CCF	\$2,477.78	\$0.00	\$2,477.78	0.6902	19.91%
Water	532	CCF	\$1,819.14	\$0.00	\$1,819.14	3.4194	14.62%
Sewer	172	CCF	\$466.59	\$0.00	\$466.59	2.7127	3.75%
<b>Total Cost:</b>			<b>\$12,444.43</b>	<b>\$0.00</b>	<b>\$12,444.43</b>		

For MESITA ELEMENTARY



*Filters: Cost Center Name Not Equal To DoNotReport; Billing Period Equal To 201502All Meter CodesAll Group Names*

**elpaso**

Energy CAP

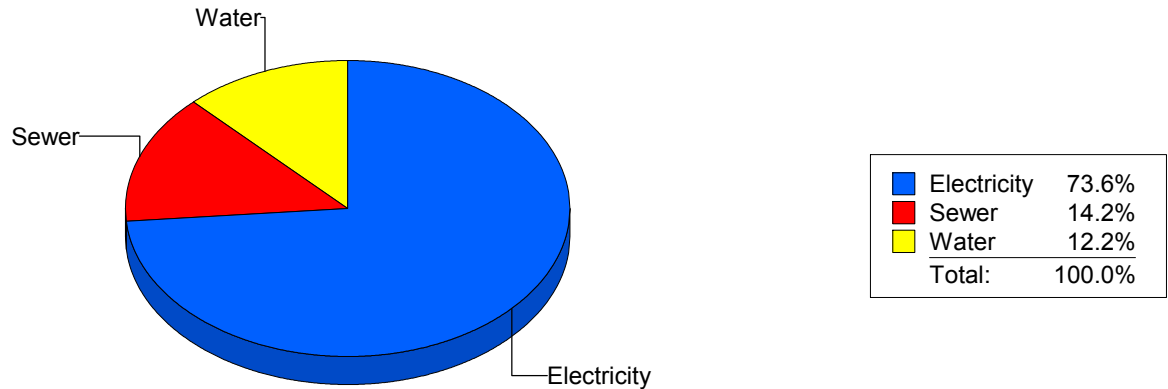
Cost Avoidance Program

**Cost Summary Graph**

Grouped by Energy Type

Energy Type	Use	Units	Meter Cost	Special Charges	Total Cost	Avg Unit Cost	% of Total Cost
<b>Site: MILAM ELEMENTARY - MILAM ELEMENTARY</b>							
Electricity	16,680	KWH	\$1,726.51	\$0.00	\$1,726.51	0.1035	73.61%
Water	96	CCF	\$285.15	\$0.00	\$285.15	2.9703	12.16%
Sewer	134	CCF	\$333.75	\$0.00	\$333.75	2.4907	14.23%
<b>Total Cost:</b>			<b>\$2,345.41</b>	<b>\$0.00</b>	<b>\$2,345.41</b>		

For MILAM ELEMENTARY



*Filters: Cost Center Name Not Equal To DoNotReport; Billing Period Equal To 201502All Meter CodesAll Group Names*

**elpaso**

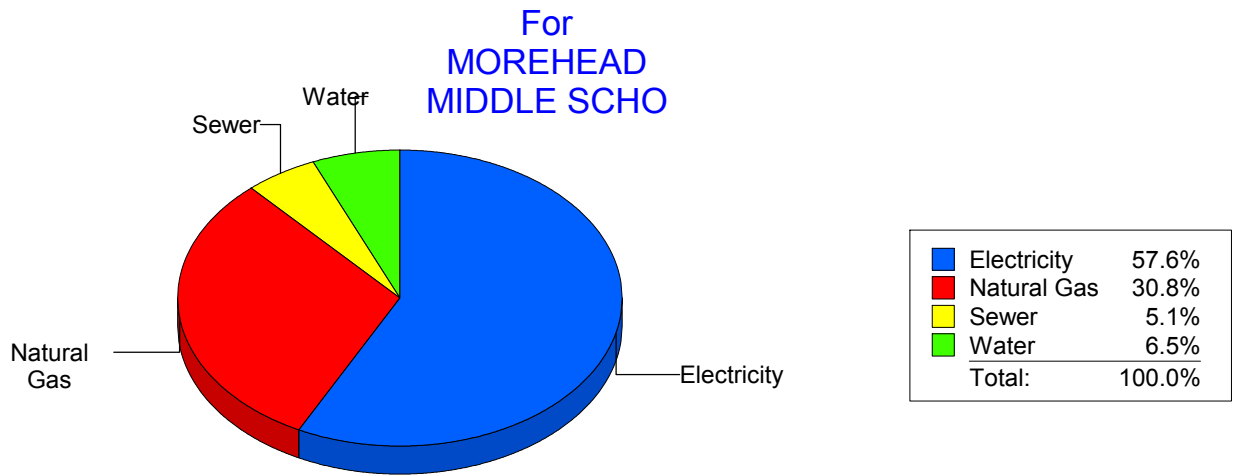
Energy CAP

Cost Avoidance Program

**Cost Summary Graph**

Grouped by Energy Type

Energy Type	Use	Units	Meter Cost	Special Charges	Total Cost	Avg Unit Cost	% of Total Cost
<b>Site: MOREHEAD MIDDLE SCHO - MOREHEAD MIDDLE SCHO</b>							
Electricity	74,209	KWH	\$7,147.74	\$0.00	\$7,147.74	0.0963	57.57%
Natural Gas	5,823	CCF	\$3,826.10	\$0.00	\$3,826.10	0.6571	30.82%
Water	408	CCF	\$804.00	\$0.00	\$804.00	1.9706	6.48%
Sewer	296	CCF	\$637.71	\$0.00	\$637.71	2.1544	5.14%
<b>Total Cost:</b>			<b>\$12,415.55</b>	<b>\$0.00</b>	<b>\$12,415.55</b>		



*Filters: Cost Center Name Not Equal To DoNotReport; Billing Period Equal To 201502All Meter CodesAll Group Names*



**el Paso**

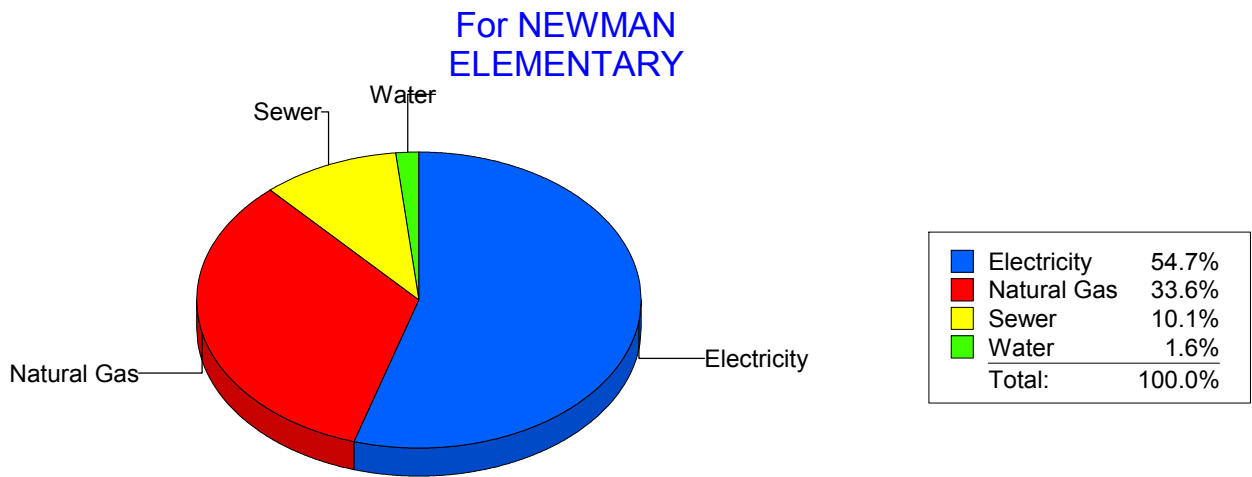
Energy CAP

Cost Avoidance Program

**Cost Summary Graph**

Grouped by Energy Type

Energy Type	Use	Units	Meter Cost	Special Charges	Total Cost	Avg Unit Cost	% of Total Cost
<b>Site: NEWMAN ELEMENTARY - NEWMAN ELEMENTARY</b>							
Electricity	29,920	KWH	\$3,338.32	\$0.00	\$3,338.32	0.1116	54.72%
Natural Gas	2,786	CCF	\$2,047.08	\$0.00	\$2,047.08	0.7348	33.55%
Water	4	CCF	\$99.20	\$0.00	\$99.20	24.8000	1.63%
Sewer	359	CCF	\$616.25	\$0.00	\$616.25	1.7166	10.10%
<b>Total Cost:</b>			<b>\$6,100.85</b>	<b>\$0.00</b>	<b>\$6,100.85</b>		



*Filters: Cost Center Name Not Equal To DoNotReport; Billing Period Equal To 201502All Meter CodesAll Group Names*

**el paso**

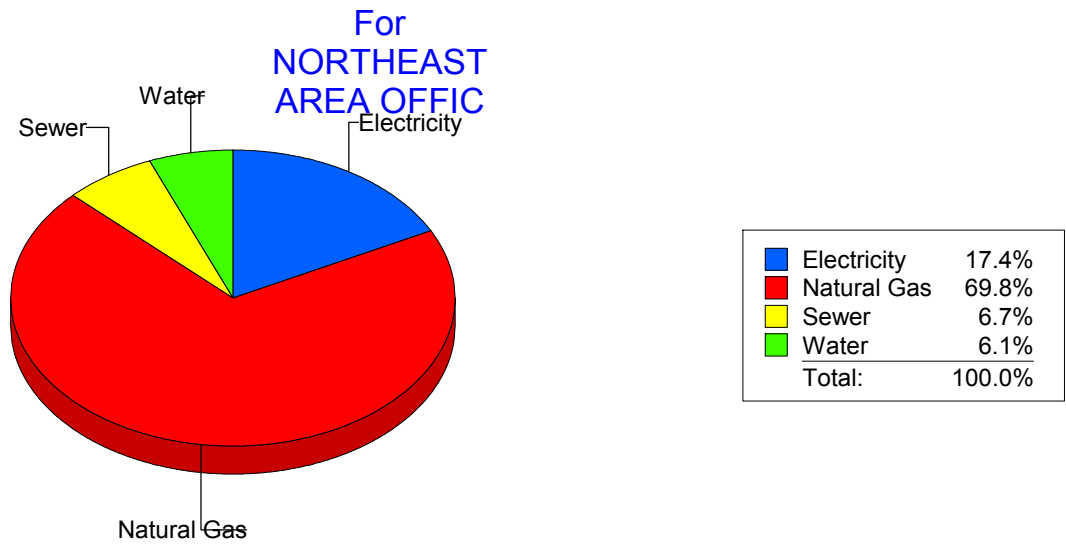
Energy CAP

Cost Avoidance Program

**Cost Summary Graph**

Grouped by Energy Type

Energy Type	Use	Units	Meter Cost	Special Charges	Total Cost	Avg Unit Cost	% of Total Cost
<b>Site: NORTHEAST AREA OFFIC - NORTHEAST AREA OFFIC</b>							
Electricity	1,040	KWH	\$131.78	\$0.00	\$131.78	0.1267	17.40%
Natural Gas	360	CCF	\$528.47	\$0.00	\$528.47	1.4680	69.80%
Water	0	CCF	\$46.28	\$0.00	\$46.28	0.0000	6.11%
Sewer	5	CCF	\$50.62	\$0.00	\$50.62	10.1240	6.69%
<b>Total Cost:</b>			<b>\$757.15</b>	<b>\$0.00</b>	<b>\$757.15</b>		



*Filters: Cost Center Name Not Equal To DoNotReport; Billing Period Equal To 201502All Meter CodesAll Group Names*

**el paso**


Energy CAP

Cost Avoidance Program

**Cost Summary Graph**

Grouped by Energy Type

Energy Type	Use	Units	Meter Cost	Special Charges	Total Cost	Avg Unit Cost	% of Total Cost
<b>Site: NORTHEAST AREA TRANS - NORTHEAST AREA TRANS</b>							
Electricity	6,521	KWH	\$622.79	\$0.00	\$622.79	0.0955	33.83%
Natural Gas	740	CCF	\$643.23	\$0.00	\$643.23	0.8692	34.94%
Water	46	CCF	\$281.01	\$0.00	\$281.01	6.1089	15.26%
Sewer	47	CCF	\$294.09	\$0.00	\$294.09	6.2572	15.97%
<b>Total Cost:</b>			<b>\$1,841.12</b>	<b>\$0.00</b>	<b>\$1,841.12</b>		



*Filters: Cost Center Name Not Equal To DoNotReport; Billing Period Equal To 201502All Meter CodesAll Group Names*

**el paso**

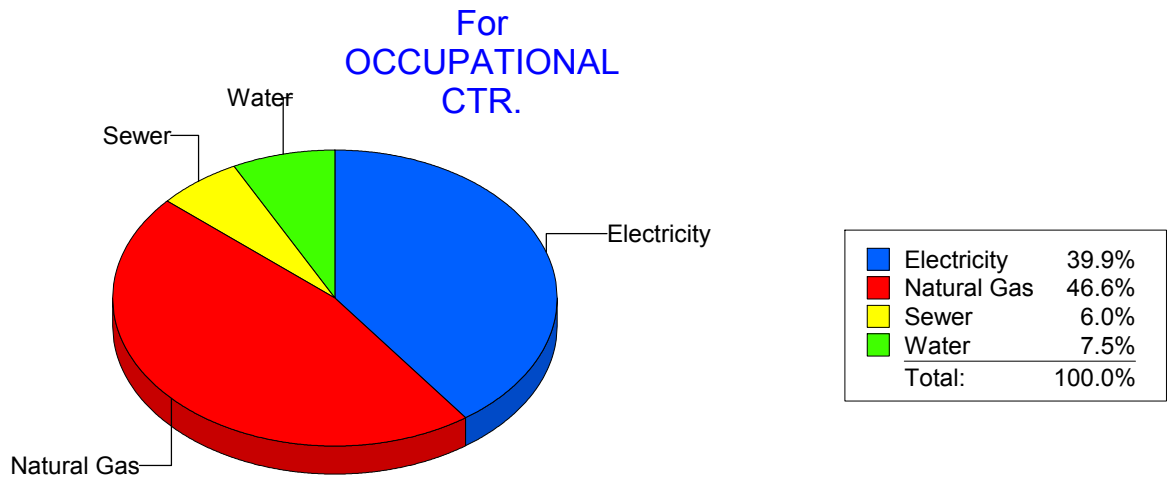
Energy CAP

Cost Avoidance Program

**Cost Summary Graph**

Grouped by Energy Type

Energy Type	Use	Units	Meter Cost	Special Charges	Total Cost	Avg Unit Cost	% of Total Cost
<b>Site: OCCUPATIONAL CTR. - OCCUPATIONAL CTR.</b>							
Electricity	4,200	KWH	\$427.90	\$0.00	\$427.90	0.1019	39.86%
Natural Gas	650	CCF	\$500.26	\$0.00	\$500.26	0.7696	46.60%
Water	7	CCF	\$80.71	\$0.00	\$80.71	11.5300	7.52%
Sewer	8	CCF	\$64.55	\$0.00	\$64.55	8.0688	6.01%
<b>Total Cost:</b>			<b>\$1,073.42</b>	<b>\$0.00</b>	<b>\$1,073.42</b>		



*Filters: Cost Center Name Not Equal To DoNotReport; Billing Period Equal To 201502All Meter CodesAll Group Names*

**elpaso**

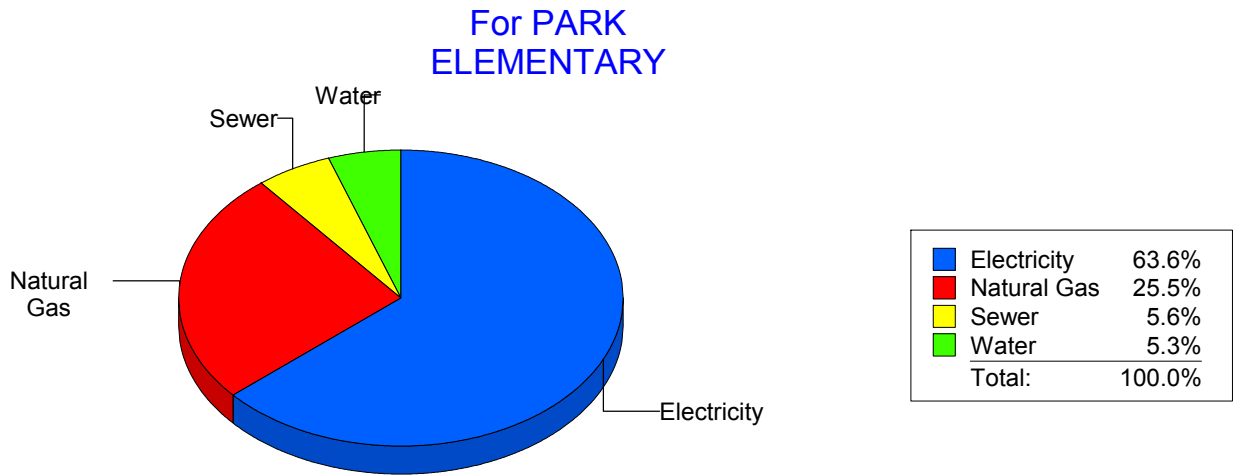
Energy CAP

Cost Avoidance Program

**Cost Summary Graph**

Grouped by Energy Type

Energy Type	Use	Units	Meter Cost	Special Charges	Total Cost	Avg Unit Cost	% of Total Cost
<b>Site: PARK ELEMENTARY - PARK ELEMENTARY</b>							
Electricity	40,154	KWH	\$4,383.65	\$0.00	\$4,383.65	0.1092	63.59%
Natural Gas	2,444	CCF	\$1,757.89	\$0.00	\$1,757.89	0.7193	25.50%
Water	118	CCF	\$365.30	\$0.00	\$365.30	3.0958	5.30%
Sewer	144	CCF	\$386.87	\$0.00	\$386.87	2.6866	5.61%
<b>Total Cost:</b>			<b>\$6,893.71</b>	<b>\$0.00</b>	<b>\$6,893.71</b>		



*Filters: Cost Center Name Not Equal To DoNotReport; Billing Period Equal To 201502All Meter CodesAll Group Names*

**elpaso**

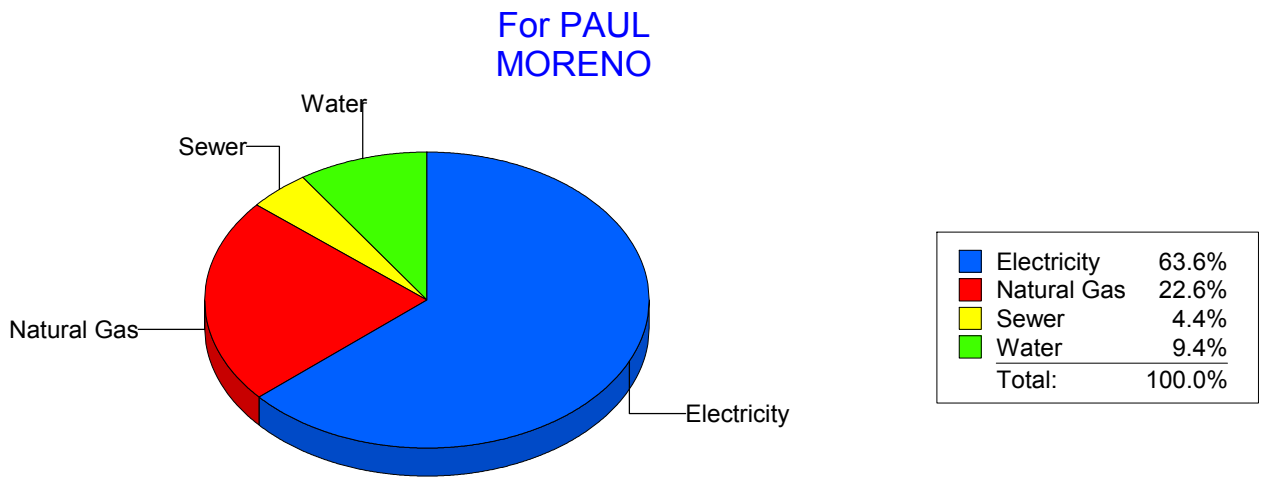
Energy CAP

Cost Avoidance Program

**Cost Summary Graph**

Grouped by Energy Type

Energy Type	Use	Units	Meter Cost	Special Charges	Total Cost	Avg Unit Cost	% of Total Cost
<b>Site: PAUL MORENO - PAUL MORENO</b>							
Electricity	46,800	KWH	\$5,172.29	\$0.00	\$5,172.29	0.1105	63.60%
Natural Gas	2,576	CCF	\$1,838.92	\$0.00	\$1,838.92	0.7139	22.61%
Water	186	CCF	\$761.44	\$0.00	\$761.44	4.0938	9.36%
Sewer	114	CCF	\$359.66	\$0.00	\$359.66	3.1549	4.42%
<b>Total Cost:</b>			<b>\$8,132.31</b>	<b>\$0.00</b>	<b>\$8,132.31</b>		



*Filters: Cost Center Name Not Equal To DoNotReport; Billing Period Equal To 201502All Meter CodesAll Group Names*

**elpaso**

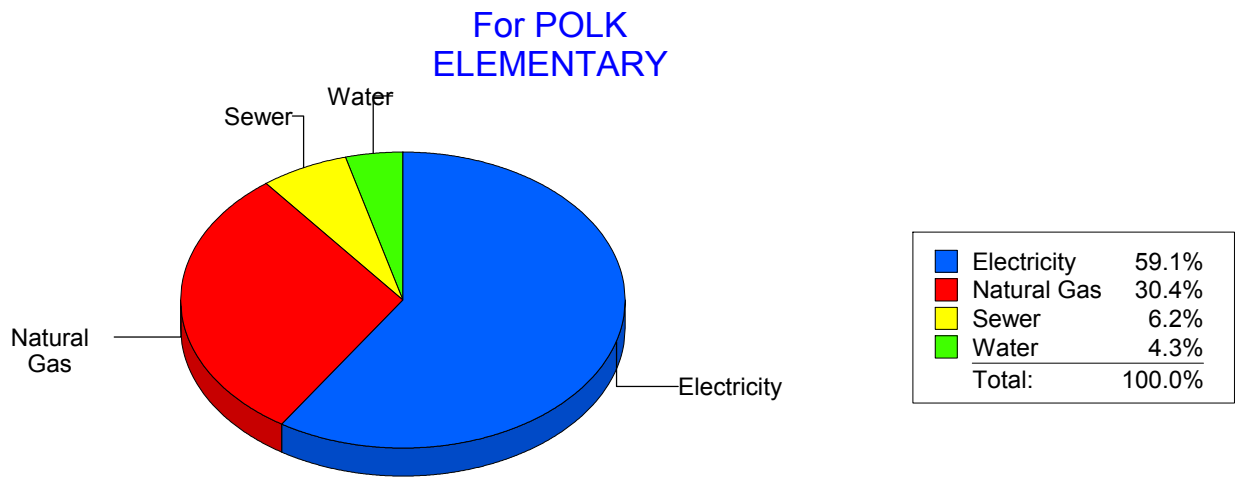
Energy CAP

Cost Avoidance Program

**Cost Summary Graph**

Grouped by Energy Type

Energy Type	Use	Units	Meter Cost	Special Charges	Total Cost	Avg Unit Cost	% of Total Cost
<b>Site: POLK ELEMENTARY - POLK ELEMENTARY</b>							
Electricity	36,700	KWH	\$3,738.73	\$0.00	\$3,738.73	0.1019	59.12%
Natural Gas	2,719	CCF	\$1,921.12	\$0.00	\$1,921.12	0.7066	30.38%
Water	87	CCF	\$271.11	\$0.00	\$271.11	3.1162	4.29%
Sewer	177	CCF	\$393.09	\$0.00	\$393.09	2.2208	6.22%
<b>Total Cost:</b>			<b>\$6,324.05</b>	<b>\$0.00</b>	<b>\$6,324.05</b>		



*Filters: Cost Center Name Not Equal To DoNotReport; Billing Period Equal To 201502All Meter CodesAll Group Names*

**elpaso**

Energy CAP

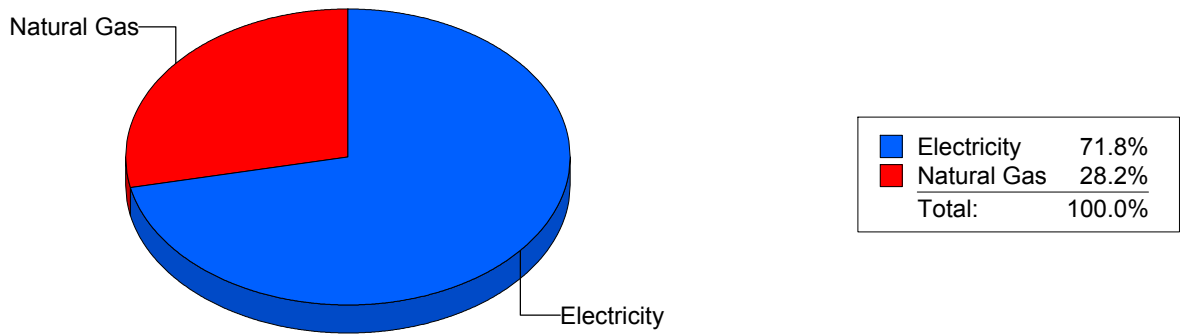
Cost Avoidance Program

**Cost Summary Graph**

Grouped by Energy Type

Energy Type	Use	Units	Meter Cost	Special Charges	Total Cost	Avg Unit Cost	% of Total Cost
<b>Site: POWELL - POWELL</b>							
Electricity	53,040	KWH	\$4,980.61	\$0.00	\$4,980.61	0.0939	71.79%
Natural Gas	2,869	CCF	\$1,957.35	\$0.00	\$1,957.35	0.6822	28.21%
<b>Total Cost:</b>			<b>\$6,937.96</b>	<b>\$0.00</b>	<b>\$6,937.96</b>		

For POWELL



*Filters: Cost Center Name Not Equal To DoNotReport; Billing Period Equal To 201502All Meter CodesAll Group Names*



**elpaso**

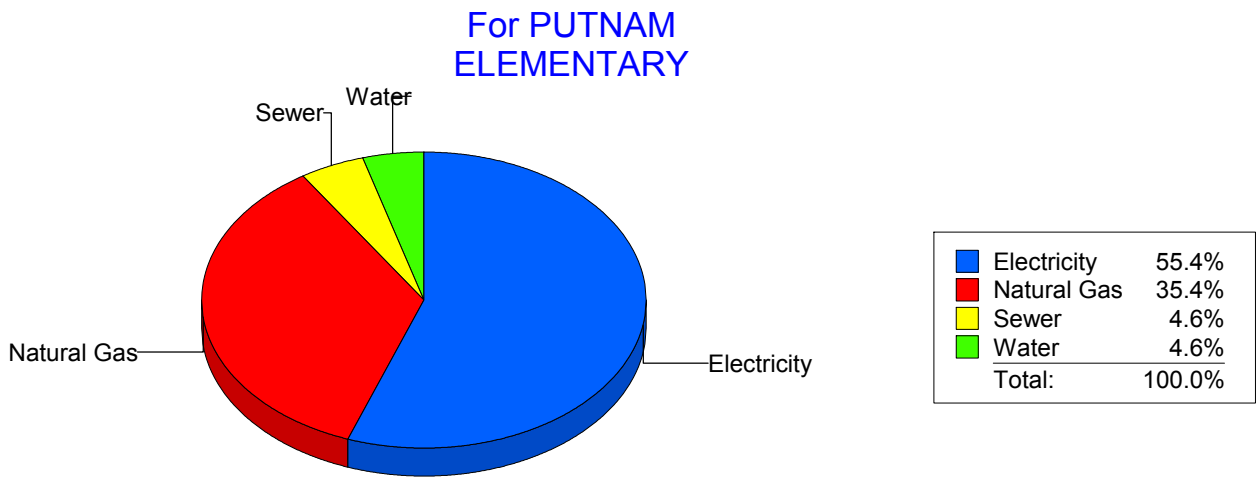
Energy CAP

Cost Avoidance Program

**Cost Summary Graph**

Grouped by Energy Type

Energy Type	Use	Units	Meter Cost	Special Charges	Total Cost	Avg Unit Cost	% of Total Cost
<b>Site: PUTNAM ELEMENTARY - PUTNAM ELEMENTARY</b>							
Electricity	36,120	KWH	\$3,872.05	\$0.00	\$3,872.05	0.1072	55.44%
Natural Gas	3,584	CCF	\$2,473.69	\$0.00	\$2,473.69	0.6902	35.42%
Water	159	CCF	\$317.83	\$0.00	\$317.83	1.9989	4.55%
Sewer	175	CCF	\$320.15	\$0.00	\$320.15	1.8294	4.58%
<b>Total Cost:</b>			<b>\$6,983.72</b>	<b>\$0.00</b>	<b>\$6,983.72</b>		



*Filters: Cost Center Name Not Equal To DoNotReport; Billing Period Equal To 201502All Meter CodesAll Group Names*

**elpaso**

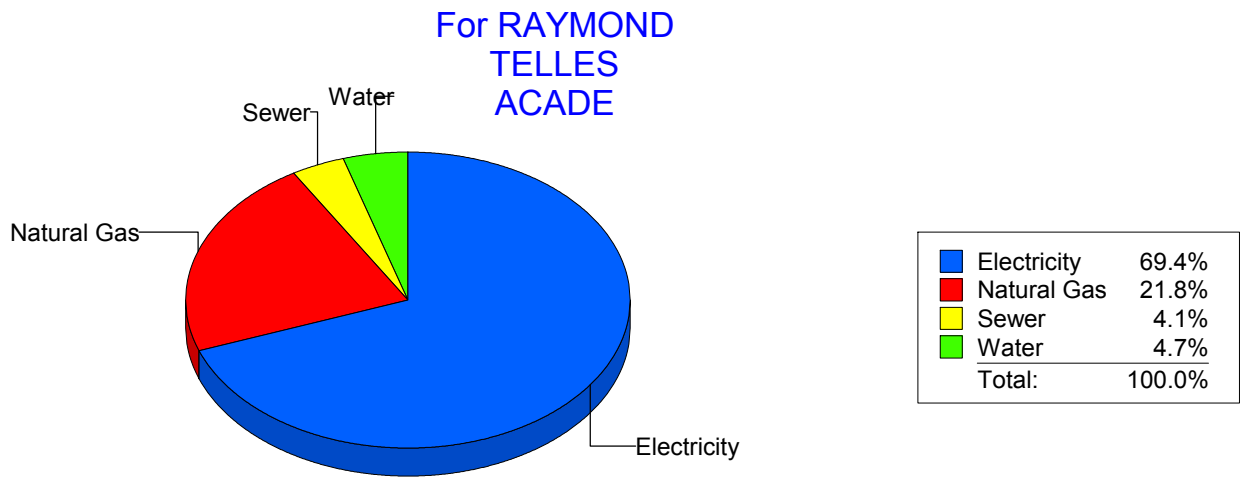
Energy CAP

Cost Avoidance Program

**Cost Summary Graph**

Grouped by Energy Type

Energy Type	Use	Units	Meter Cost	Special Charges	Total Cost	Avg Unit Cost	% of Total Cost
<b>Site: RAYMOND TELLES ACADE - RAYMOND TELLES ACADE</b>							
Electricity	41,200	KWH	\$3,862.19	\$0.00	\$3,862.19	0.0937	69.43%
Natural Gas	1,752	CCF	\$1,215.20	\$0.00	\$1,215.20	0.6936	21.85%
Water	64	CCF	\$258.83	\$0.00	\$258.83	4.0442	4.65%
Sewer	56	CCF	\$226.11	\$0.00	\$226.11	4.0377	4.07%
<b>Total Cost:</b>			<b>\$5,562.33</b>	<b>\$0.00</b>	<b>\$5,562.33</b>		



*Filters: Cost Center Name Not Equal To DoNotReport; Billing Period Equal To 201502All Meter CodesAll Group Names*

**elpaso**

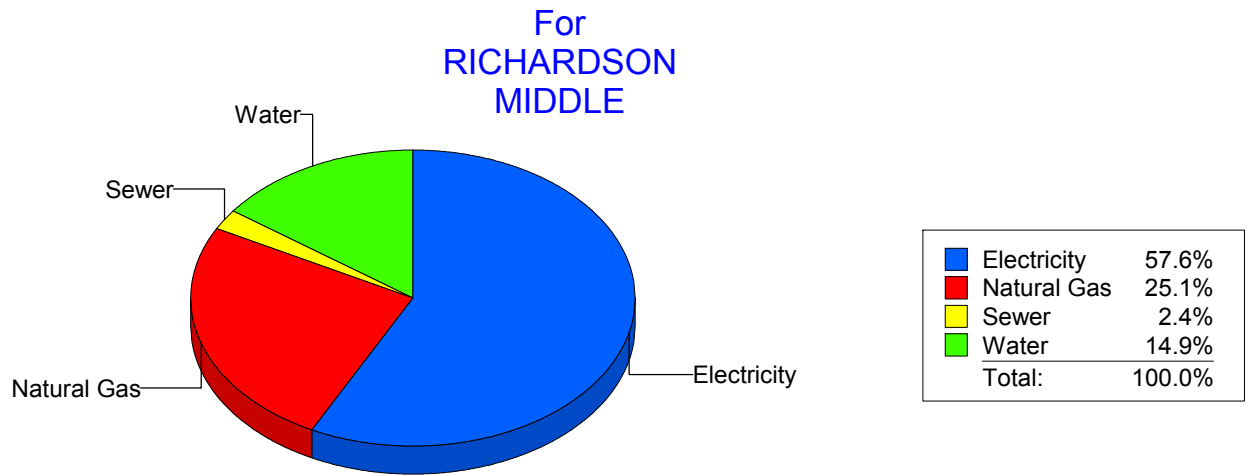
Energy CAP

Cost Avoidance Program

**Cost Summary Graph**

Grouped by Energy Type

Energy Type	Use	Units	Meter Cost	Special Charges	Total Cost	Avg Unit Cost	% of Total Cost
<b>Site: RICHARDSON MIDDLE - RICHARDSON MIDDLE</b>							
Electricity	90,600	KWH	\$9,005.61	\$0.00	\$9,005.61	0.0994	57.57%
Natural Gas	5,933	CCF	\$3,932.47	\$0.00	\$3,932.47	0.6628	25.14%
Water	457	CCF	\$2,333.11	\$0.00	\$2,333.11	5.1053	14.92%
Sewer	161	CCF	\$371.01	\$0.00	\$371.01	2.3044	2.37%
<b>Total Cost:</b>			<b>\$15,642.20</b>	<b>\$0.00</b>	<b>\$15,642.20</b>		



*Filters: Cost Center Name Not Equal To DoNotReport; Billing Period Equal To 201502All Meter CodesAll Group Names*

**elpaso**

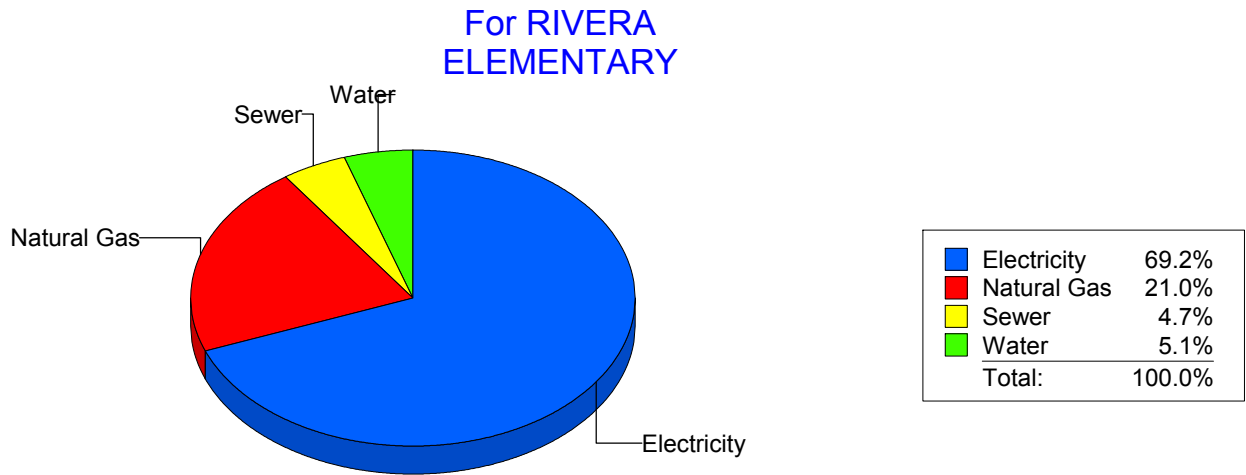
Energy CAP

Cost Avoidance Program

**Cost Summary Graph**

Grouped by Energy Type

Energy Type	Use	Units	Meter Cost	Special Charges	Total Cost	Avg Unit Cost	% of Total Cost
<b>Site: RIVERA ELEMENTARY - RIVERA ELEMENTARY</b>							
Electricity	60,840	KWH	\$5,825.92	\$0.00	\$5,825.92	0.0958	69.22%
Natural Gas	2,606	CCF	\$1,769.22	\$0.00	\$1,769.22	0.6789	21.02%
Water	119	CCF	\$425.56	\$0.00	\$425.56	3.5761	5.06%
Sewer	179	CCF	\$395.85	\$0.00	\$395.85	2.2115	4.70%
<b>Total Cost:</b>			<b>\$8,416.55</b>	<b>\$0.00</b>	<b>\$8,416.55</b>		



*Filters: Cost Center Name Not Equal To DoNotReport; Billing Period Equal To 201502All Meter CodesAll Group Names*

**el Paso**

Energy CAP

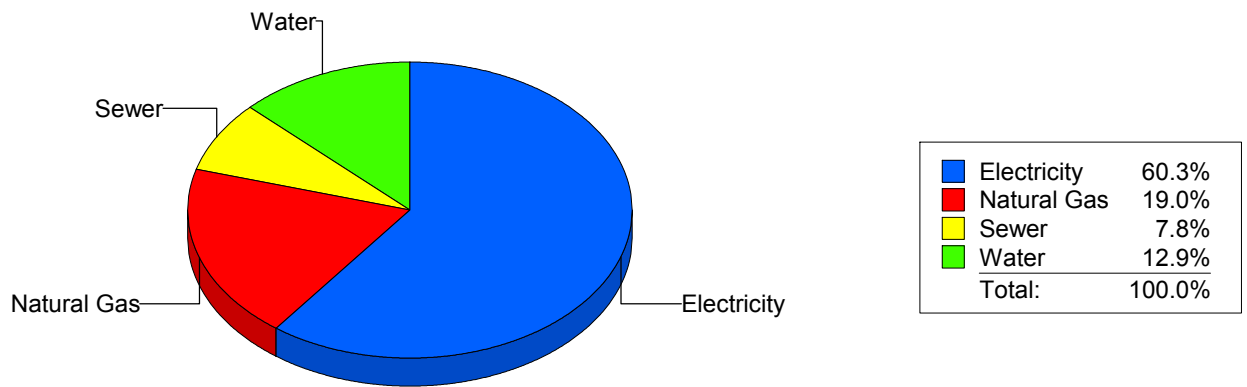
Cost Avoidance Program

**Cost Summary Graph**

Grouped by Energy Type

Energy Type	Use	Units	Meter Cost	Special Charges	Total Cost	Avg Unit Cost	% of Total Cost
<b>Site: ROBERTS ELEMENTARY - ROBERTS ELEMENTARY</b>							
Electricity	50,903	KWH	\$4,311.07	\$0.00	\$4,311.07	0.0847	60.32%
Natural Gas	1,851	CCF	\$1,358.28	\$0.00	\$1,358.28	0.7338	19.00%
Water	439	CCF	\$921.81	\$0.00	\$921.81	2.0998	12.90%
Sewer	287	CCF	\$555.82	\$0.00	\$555.82	1.9367	7.78%
<b>Total Cost:</b>			<b>\$7,146.98</b>	<b>\$0.00</b>	<b>\$7,146.98</b>		

For ROBERTS ELEMENTARY



*Filters: Cost Center Name Not Equal To DoNotReport; Billing Period Equal To 201502All Meter CodesAll Group Names*

**elpaso**

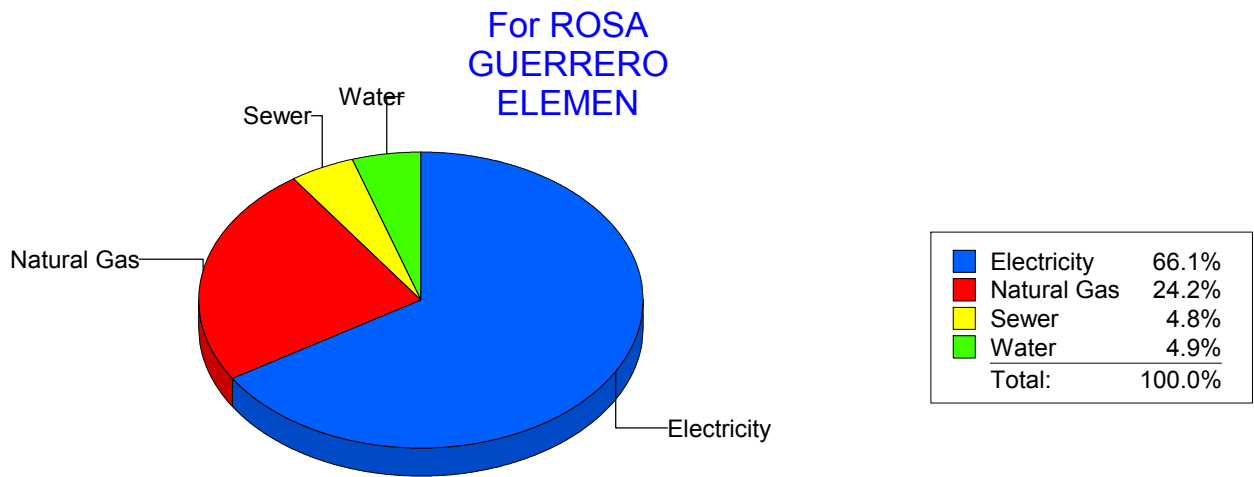
Energy CAP

Cost Avoidance Program

**Cost Summary Graph**

Grouped by Energy Type

Energy Type	Use	Units	Meter Cost	Special Charges	Total Cost	Avg Unit Cost	% of Total Cost
<b>Site: ROSA GUERRERO ELEMEN - ROSA GUERRERO ELEMEN</b>							
Electricity	49,660	KWH	\$5,814.13	\$0.00	\$5,814.13	0.1171	66.10%
Natural Gas	3,035	CCF	\$2,126.00	\$0.00	\$2,126.00	0.7005	24.17%
Water	149	CCF	\$435.09	\$0.00	\$435.09	2.9201	4.95%
Sewer	148	CCF	\$420.39	\$0.00	\$420.39	2.8405	4.78%
<b>Total Cost:</b>			<b>\$8,795.61</b>	<b>\$0.00</b>	<b>\$8,795.61</b>		



*Filters: Cost Center Name Not Equal To DoNotReport; Billing Period Equal To 201502All Meter CodesAll Group Names*

**elpaso**

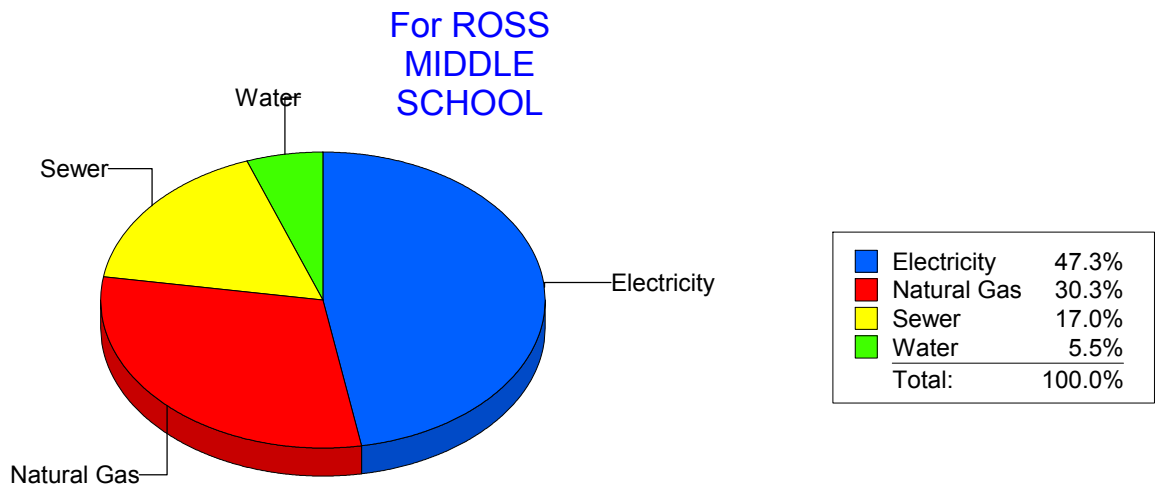
Energy CAP

Cost Avoidance Program

**Cost Summary Graph**

Grouped by Energy Type

Energy Type	Use	Units	Meter Cost	Special Charges	Total Cost	Avg Unit Cost	% of Total Cost
<b>Site: ROSS MIDDLE SCHOOL - ROSS MIDDLE SCHOOL</b>							
Electricity	62,429	KWH	\$6,514.39	\$0.00	\$6,514.39	0.1043	47.26%
Natural Gas	6,366	CCF	\$4,172.58	\$0.00	\$4,172.58	0.6554	30.27%
Water	400	CCF	\$759.39	\$0.00	\$759.39	1.8985	5.51%
Sewer	1,586	CCF	\$2,337.51	\$0.00	\$2,337.51	1.4738	16.96%
<b>Total Cost:</b>			<b>\$13,783.87</b>	<b>\$0.00</b>	<b>\$13,783.87</b>		



*Filters: Cost Center Name Not Equal To DoNotReport; Billing Period Equal To 201502All Meter CodesAll Group Names*

**elpaso**

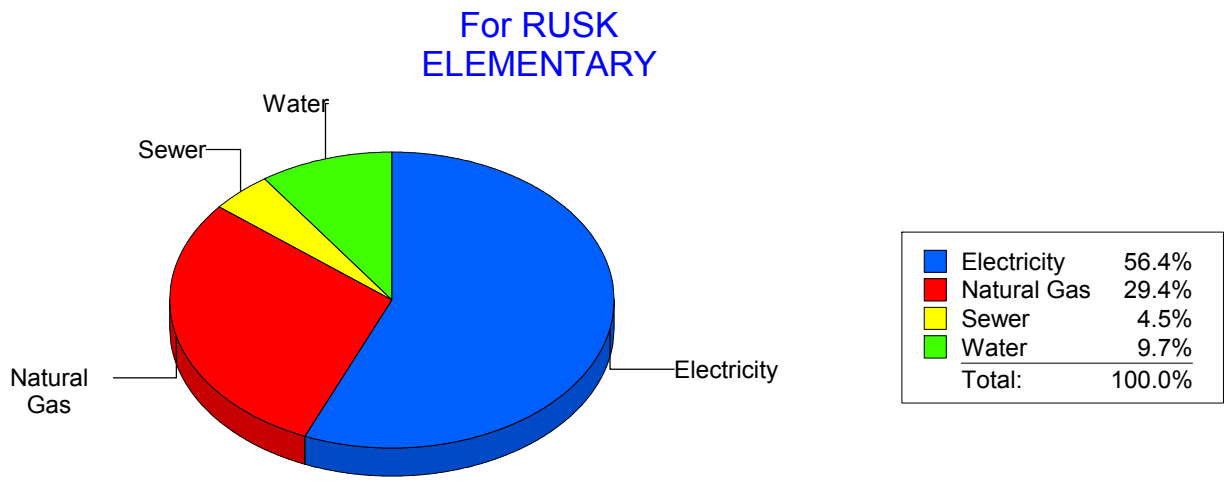
Energy CAP

Cost Avoidance Program

**Cost Summary Graph**

Grouped by Energy Type

Energy Type	Use	Units	Meter Cost	Special Charges	Total Cost	Avg Unit Cost	% of Total Cost
<b>Site: RUSK ELEMENTARY - RUSK ELEMENTARY</b>							
Electricity	25,936	KWH	\$3,097.75	\$0.00	\$3,097.75	0.1194	56.39%
Natural Gas	2,111	CCF	\$1,617.19	\$0.00	\$1,617.19	0.7661	29.44%
Water	171	CCF	\$532.51	\$0.00	\$532.51	3.1141	9.69%
Sewer	73	CCF	\$246.31	\$0.00	\$246.31	3.3741	4.48%
<b>Total Cost:</b>			<b>\$5,493.76</b>	<b>\$0.00</b>	<b>\$5,493.76</b>		



*Filters: Cost Center Name Not Equal To DoNotReport; Billing Period Equal To 201502All Meter CodesAll Group Names*



**elpaso**

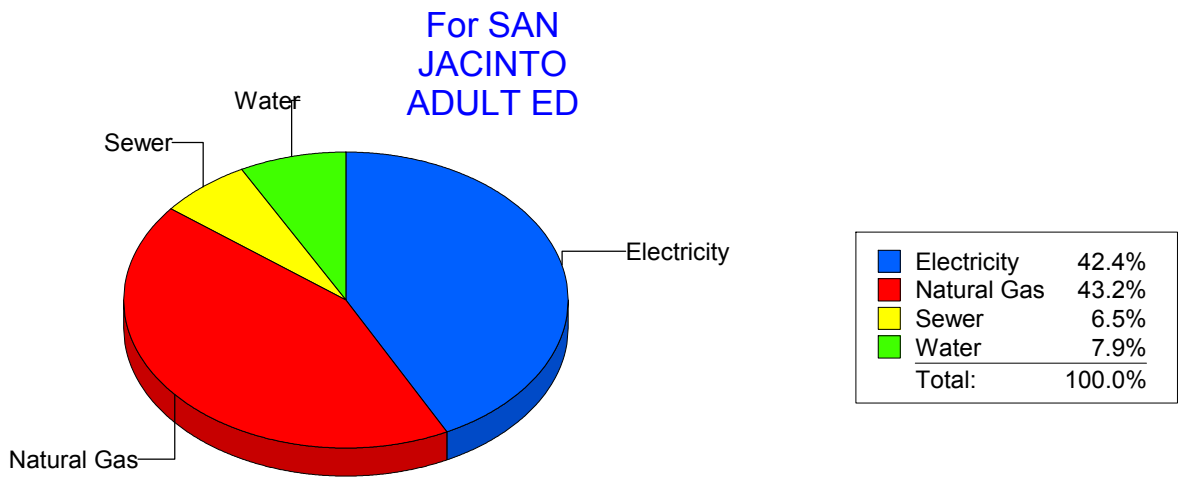
Energy CAP

Cost Avoidance Program

**Cost Summary Graph**

Grouped by Energy Type

Energy Type	Use	Units	Meter Cost	Special Charges	Total Cost	Avg Unit Cost	% of Total Cost
<b>Site: SAN JACINTO ADULT ED - SAN JACINTO ADULT ED</b>							
Electricity	6,600	KWH	\$674.80	\$0.00	\$674.80	0.1022	42.39%
Natural Gas	940	CCF	\$688.27	\$0.00	\$688.27	0.7322	43.24%
Water	37	CCF	\$125.45	\$0.00	\$125.45	3.3905	7.88%
Sewer	26	CCF	\$103.20	\$0.00	\$103.20	3.9692	6.48%
<b>Total Cost:</b>			<b>\$1,591.72</b>	<b>\$0.00</b>	<b>\$1,591.72</b>		



*Filters: Cost Center Name Not Equal To DoNotReport; Billing Period Equal To 201502All Meter CodesAll Group Names*

**elpaso**

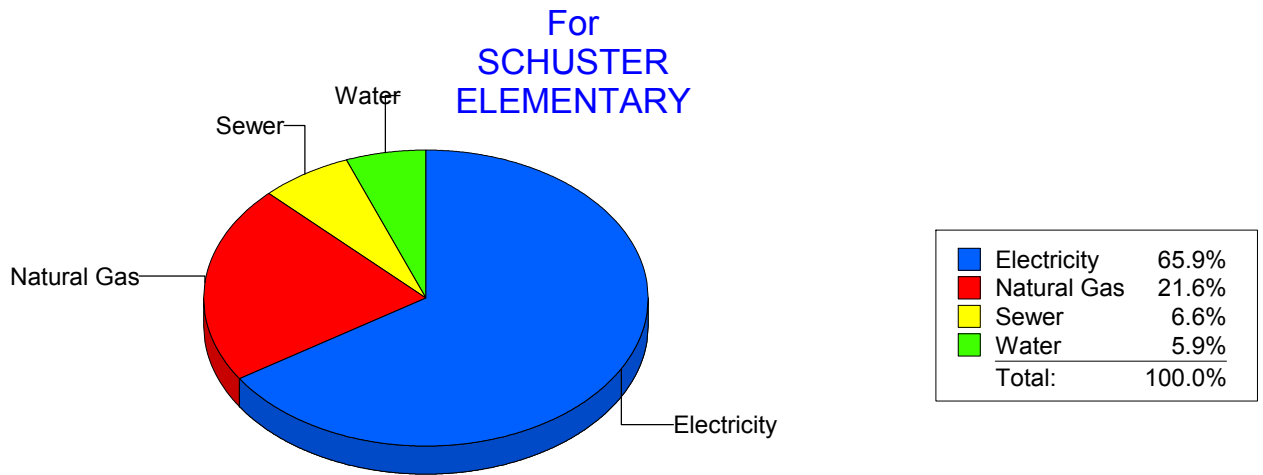
Energy CAP

Cost Avoidance Program

**Cost Summary Graph**

Grouped by Energy Type

Energy Type	Use	Units	Meter Cost	Special Charges	Total Cost	Avg Unit Cost	% of Total Cost
<b>Site: SCHUSTER ELEMENTARY - SCHUSTER ELEMENTARY</b>							
Electricity	25,552	KWH	\$3,271.45	\$0.00	\$3,271.45	0.1280	65.90%
Natural Gas	1,518	CCF	\$1,072.64	\$0.00	\$1,072.64	0.7066	21.61%
Water	143	CCF	\$290.81	\$0.00	\$290.81	2.0336	5.86%
Sewer	190	CCF	\$329.52	\$0.00	\$329.52	1.7343	6.64%
<b>Total Cost:</b>			<b>\$4,964.42</b>	<b>\$0.00</b>	<b>\$4,964.42</b>		



*Filters: Cost Center Name Not Equal To DoNotReport; Billing Period Equal To 201502All Meter CodesAll Group Names*

**elpaso**

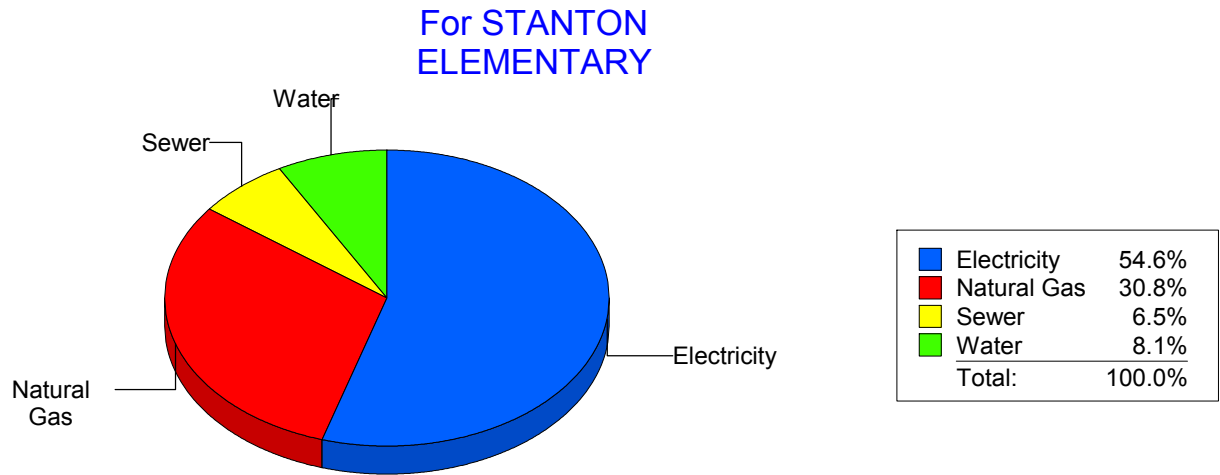
Energy CAP

Cost Avoidance Program

**Cost Summary Graph**

Grouped by Energy Type

Energy Type	Use	Units	Meter Cost	Special Charges	Total Cost	Avg Unit Cost	% of Total Cost
<b>Site: STANTON ELEMENTARY - STANTON ELEMENTARY</b>							
Electricity	26,390	KWH	\$3,164.85	\$0.00	\$3,164.85	0.1199	54.62%
Natural Gas	2,486	CCF	\$1,784.49	\$0.00	\$1,784.49	0.7178	30.80%
Water	222	CCF	\$470.41	\$0.00	\$470.41	2.1190	8.12%
Sewer	184	CCF	\$374.75	\$0.00	\$374.75	2.0367	6.47%
<b>Total Cost:</b>			<b>\$5,794.50</b>	<b>\$0.00</b>	<b>\$5,794.50</b>		



*Filters: Cost Center Name Not Equal To DoNotReport; Billing Period Equal To 201502All Meter CodesAll Group Names*

**elpaso**

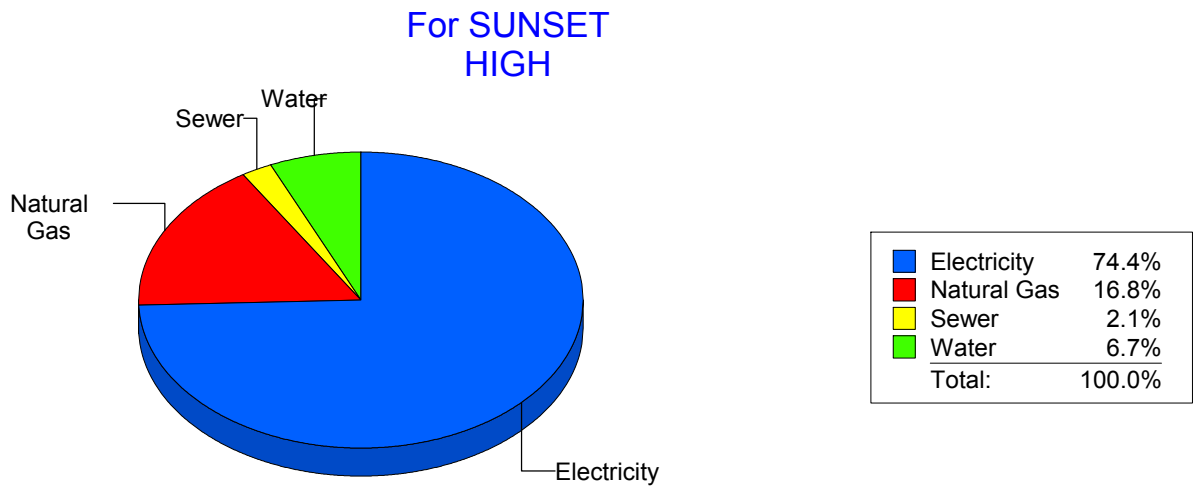
Energy CAP

Cost Avoidance Program

**Cost Summary Graph**

Grouped by Energy Type

Energy Type	Use	Units	Meter Cost	Special Charges	Total Cost	Avg Unit Cost	% of Total Cost
<b>Site: SUNSET HIGH - SUNSET HIGH</b>							
Electricity	28,840	KWH	\$3,074.27	\$0.00	\$3,074.27	0.1066	74.38%
Natural Gas	942	CCF	\$695.44	\$0.00	\$695.44	0.7383	16.82%
Water	59	CCF	\$278.49	\$0.00	\$278.49	4.7202	6.74%
Sewer	13	CCF	\$85.26	\$0.00	\$85.26	6.5585	2.06%
<b>Total Cost:</b>			<b>\$4,133.46</b>	<b>\$0.00</b>	<b>\$4,133.46</b>		



*Filters: Cost Center Name Not Equal To DoNotReport; Billing Period Equal To 201502All Meter CodesAll Group Names*

**el paso**

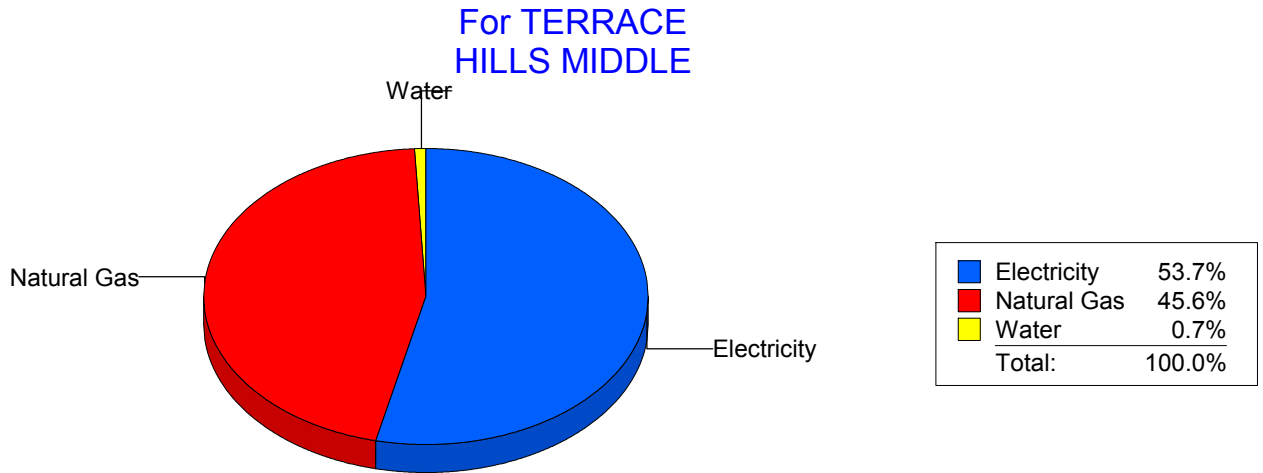
Energy CAP

Cost Avoidance Program

**Cost Summary Graph**

Grouped by Energy Type

Energy Type	Use	Units	Meter Cost	Special Charges	Total Cost	Avg Unit Cost	% of Total Cost
<b>Site: TERRACE HILLS MIDDLE - TERRACE HILLS MIDDLE</b>							
Electricity	29,700	KWH	\$3,032.64	\$0.00	\$3,032.64	0.1021	53.75%
Natural Gas	3,686	CCF	\$2,570.62	\$0.00	\$2,570.62	0.6974	45.56%
Water	0	CCF	\$39.32	\$0.00	\$39.32	0.0000	0.70%
<b>Total Cost:</b>			<b>\$5,642.58</b>	<b>\$0.00</b>	<b>\$5,642.58</b>		



*Filters: Cost Center Name Not Equal To DoNotReport; Billing Period Equal To 201502All Meter CodesAll Group Names*

**elpaso**

Energy CAP

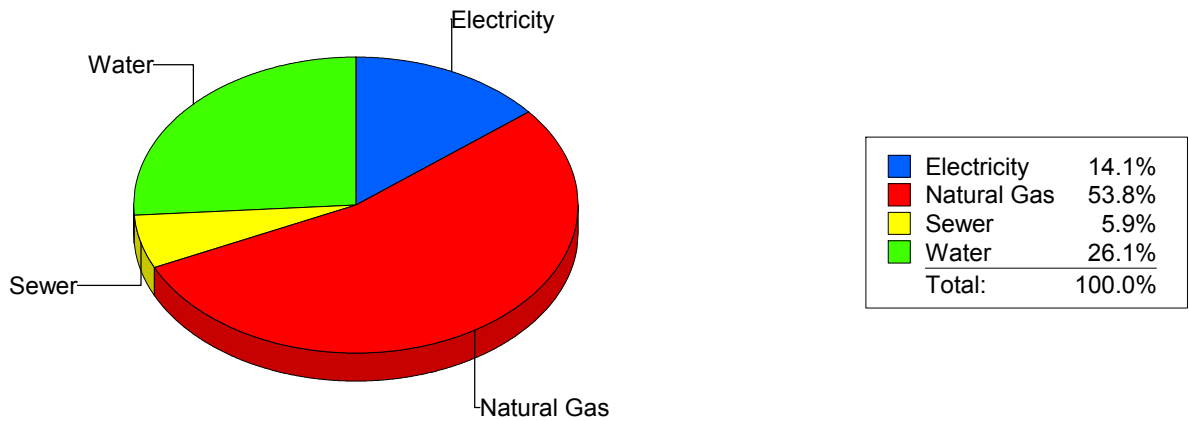
Cost Avoidance Program

**Cost Summary Graph**

Grouped by Energy Type

Energy Type	Use	Units	Meter Cost	Special Charges	Total Cost	Avg Unit Cost	% of Total Cost
<b>Site: TIPPIN - TIPPIN ELEMENTARY</b>							
Electricity	61,080	KWH	\$679.20	\$0.00	\$679.20	0.0111	14.13%
Natural Gas	3,882	CCF	\$2,587.58	\$0.00	\$2,587.58	0.6666	53.85%
Water	209	CCF	\$1,255.71	\$0.00	\$1,255.71	6.0082	26.13%
Sewer	97	CCF	\$282.69	\$0.00	\$282.69	2.9143	5.88%
<b>Total Cost:</b>			<b>\$4,805.18</b>	<b>\$0.00</b>	<b>\$4,805.18</b>		

For TIPPIN ELEMENTARY



*Filters: Cost Center Name Not Equal To DoNotReport; Billing Period Equal To 201502All Meter CodesAll Group Names*

**elpaso**

Energy CAP

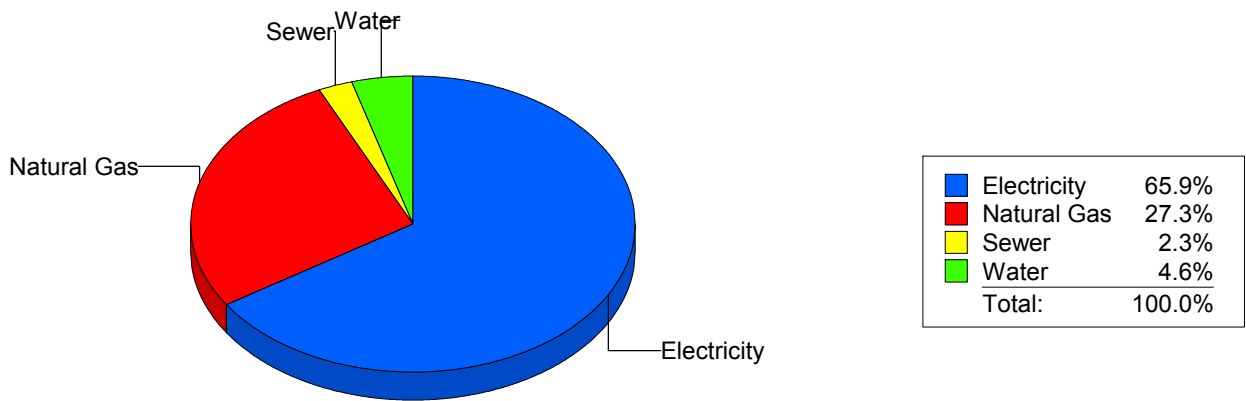
Cost Avoidance Program

**Cost Summary Graph**

Grouped by Energy Type

Energy Type	Use	Units	Meter Cost	Special Charges	Total Cost	Avg Unit Cost	% of Total Cost
<b>Site: TOMLEA - TOM LEA</b>							
Electricity	74,600	KWH	\$7,617.85	\$0.00	\$7,617.85	0.1021	65.86%
Natural Gas	4,732	CCF	\$3,158.83	\$0.00	\$3,158.83	0.6675	27.31%
Water	160	CCF	\$529.32	\$0.00	\$529.32	3.3083	4.58%
Sewer	81	CCF	\$260.61	\$0.00	\$260.61	3.2174	2.25%
<b>Total Cost:</b>			<b>\$11,566.61</b>	<b>\$0.00</b>	<b>\$11,566.61</b>		

For TOM LEA



*Filters: Cost Center Name Not Equal To DoNotReport; Billing Period Equal To 201502All Meter CodesAll Group Names*

**el paso**

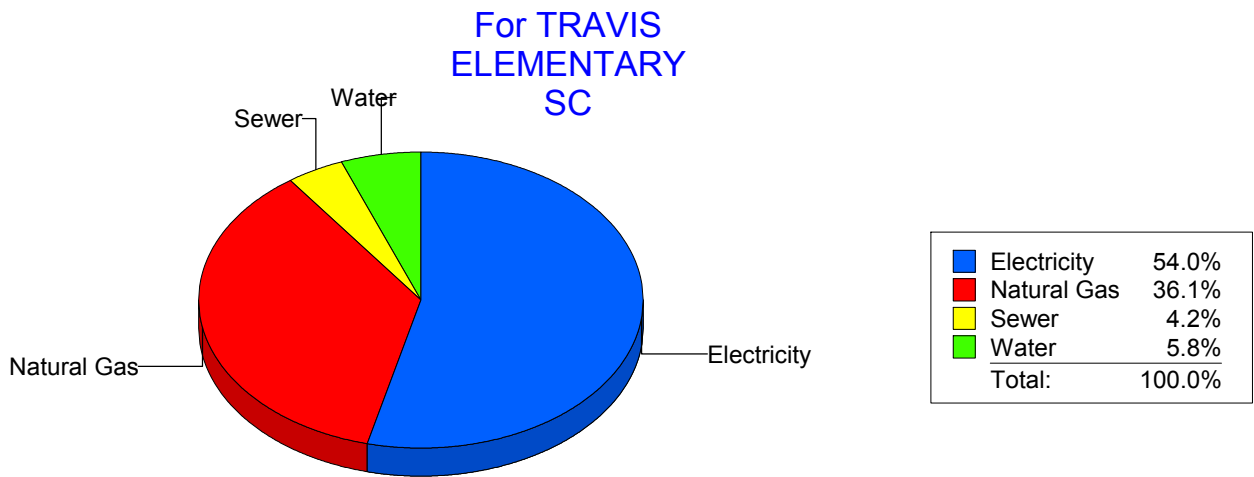
Energy CAP

Cost Avoidance Program

**Cost Summary Graph**

Grouped by Energy Type

Energy Type	Use	Units	Meter Cost	Special Charges	Total Cost	Avg Unit Cost	% of Total Cost
<b>Site: TRAVIS ELEMENTARY SC - TRAVIS ELEMENTARY SC</b>							
Electricity	27,843	KWH	\$2,739.50	\$0.00	\$2,739.50	0.0984	54.01%
Natural Gas	2,551	CCF	\$1,829.17	\$0.00	\$1,829.17	0.7170	36.06%
Water	85	CCF	\$291.85	\$0.00	\$291.85	3.4335	5.75%
Sewer	66	CCF	\$211.91	\$0.00	\$211.91	3.2108	4.18%
<b>Total Cost:</b>			<b>\$5,072.43</b>	<b>\$0.00</b>	<b>\$5,072.43</b>		



*Filters: Cost Center Name Not Equal To DoNotReport; Billing Period Equal To 201502All Meter CodesAll Group Names*



**elpaso**

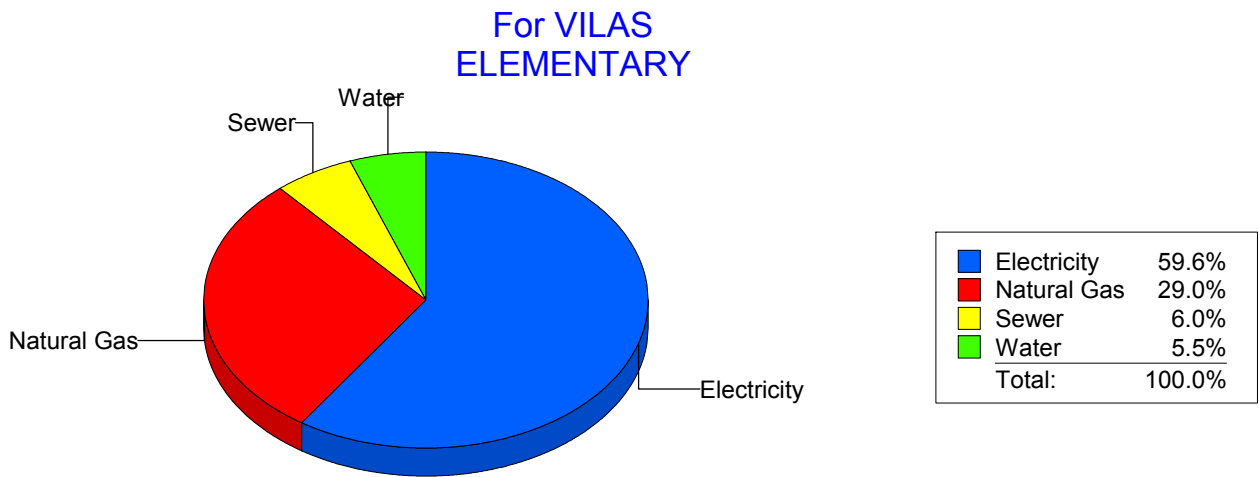
Energy CAP

Cost Avoidance Program

**Cost Summary Graph**

Grouped by Energy Type

Energy Type	Use	Units	Meter Cost	Special Charges	Total Cost	Avg Unit Cost	% of Total Cost
<b>Site: VILAS ELEMENTARY - VILAS ELEMENTARY</b>							
Electricity	34,722	KWH	\$4,254.15	\$0.00	\$4,254.15	0.1225	59.55%
Natural Gas	2,799	CCF	\$2,068.65	\$0.00	\$2,068.65	0.7391	28.96%
Water	79	CCF	\$394.16	\$0.00	\$394.16	4.9894	5.52%
Sewer	114	CCF	\$426.60	\$0.00	\$426.60	3.7421	5.97%
<b>Total Cost:</b>			<b>\$7,143.56</b>	<b>\$0.00</b>	<b>\$7,143.56</b>		



*Filters: Cost Center Name Not Equal To DoNotReport; Billing Period Equal To 201502All Meter CodesAll Group Names*

**el Paso**

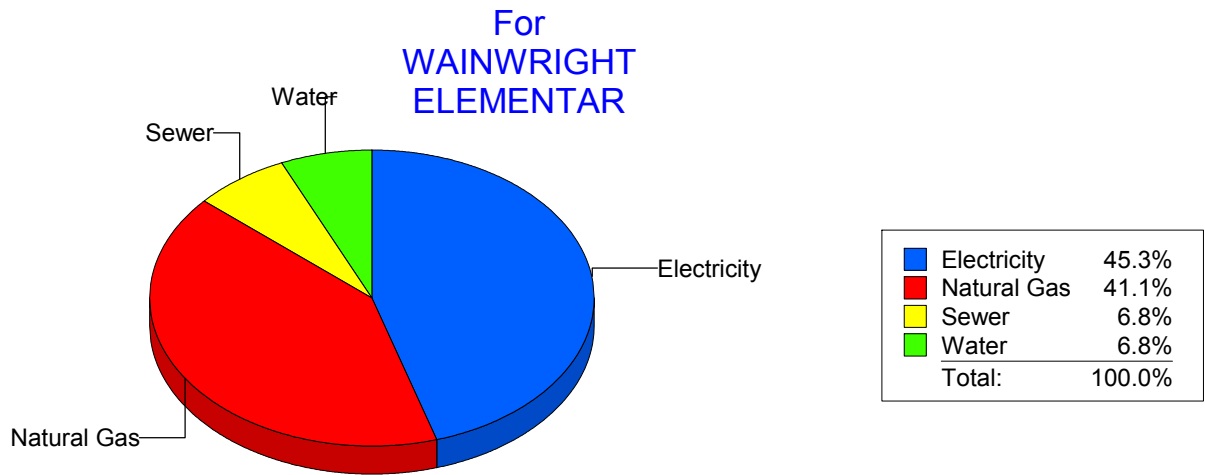
Energy CAP

Cost Avoidance Program

**Cost Summary Graph**

Grouped by Energy Type

Energy Type	Use	Units	Meter Cost	Special Charges	Total Cost	Avg Unit Cost	% of Total Cost
<b>Site: WAINWRIGHT ELEMENTAR - WAINWRIGHT ELEMENTAR</b>							
Electricity	10,343	KWH	\$1,197.46	\$0.00	\$1,197.46	0.1158	45.33%
Natural Gas	1,419	CCF	\$1,086.39	\$0.00	\$1,086.39	0.7656	41.12%
Water	28	CCF	\$179.14	\$0.00	\$179.14	6.3979	6.78%
Sewer	32	CCF	\$178.80	\$0.00	\$178.80	5.5875	6.77%
<b>Total Cost:</b>			<b>\$2,641.79</b>	<b>\$0.00</b>	<b>\$2,641.79</b>		



*Filters: Cost Center Name Not Equal To DoNotReport; Billing Period Equal To 201502All Meter CodesAll Group Names*

**el Paso**

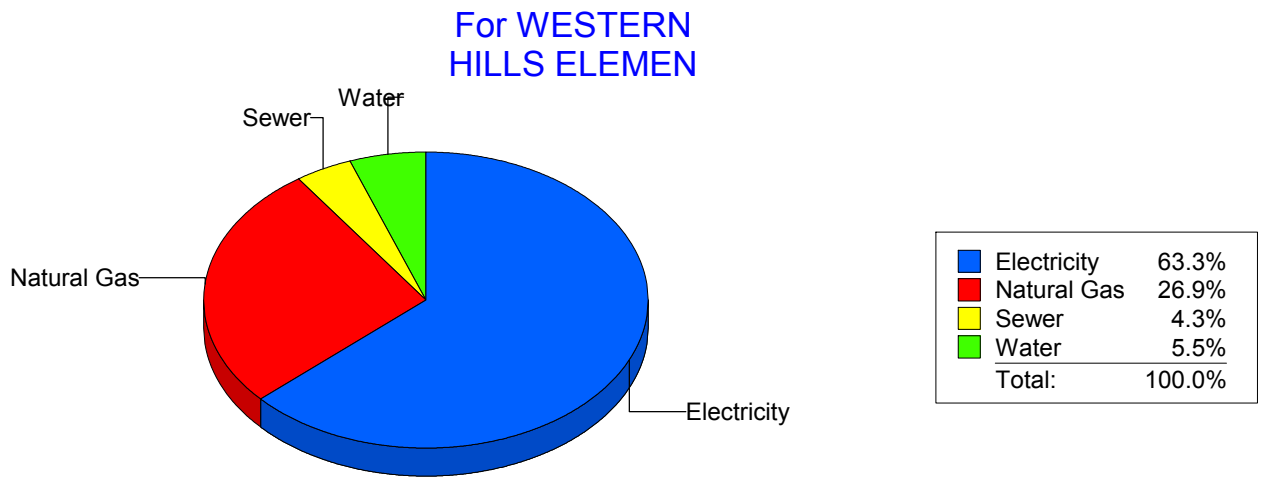
Energy CAP

Cost Avoidance Program

**Cost Summary Graph**

Grouped by Energy Type

Energy Type	Use	Units	Meter Cost	Special Charges	Total Cost	Avg Unit Cost	% of Total Cost
<b>Site: WESTERN HILLS ELEMEN - WESTERN HILLS ELEMEN</b>							
Electricity	44,280	KWH	\$4,743.11	\$0.00	\$4,743.11	0.1071	63.30%
Natural Gas	2,983	CCF	\$2,013.82	\$0.00	\$2,013.82	0.6751	26.88%
Water	129	CCF	\$411.52	\$0.00	\$411.52	3.1901	5.49%
Sewer	69	CCF	\$324.45	\$0.00	\$324.45	4.7022	4.33%
<b>Total Cost:</b>			<b>\$7,492.90</b>	<b>\$0.00</b>	<b>\$7,492.90</b>		



*Filters: Cost Center Name Not Equal To DoNotReport; Billing Period Equal To 201502All Meter CodesAll Group Names*

**elpaso**

Energy CAP

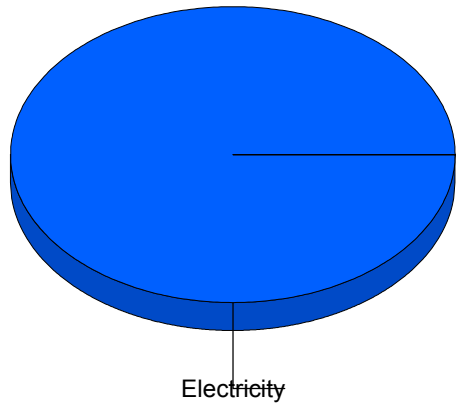
Cost Avoidance Program

**Cost Summary Graph**

Grouped by Energy Type

Energy Type	Use	Units	Meter Cost	Special Charges	Total Cost	Avg Unit Cost	% of Total Cost
Site: WESTSIDE TRANSPORTAT - WESTSIDE TRANSPORTAT							
Electricity	3,256	KWH	\$393.77	\$0.00	\$393.77	0.1209	100.00%
<b>Total Cost:</b>			<b>\$393.77</b>	<b>\$0.00</b>	<b>\$393.77</b>		

For WESTSIDE TRANSPORTAT



■ Electricity	100.0%
Total:	100.0%

*Filters: Cost Center Name Not Equal To DoNotReport; Billing Period Equal To 201502All Meter CodesAll Group Names*

**elpaso**

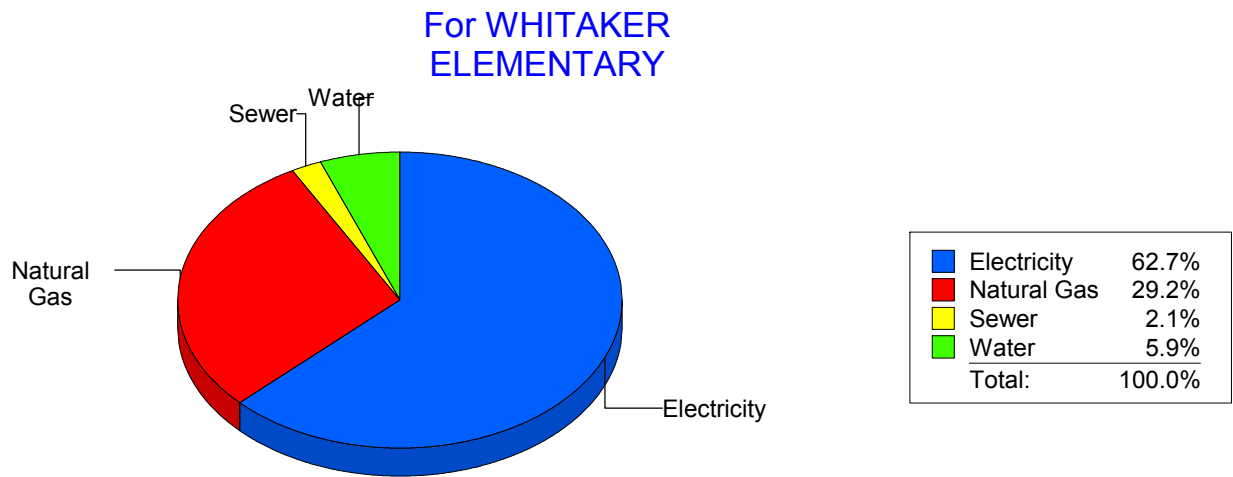
Energy CAP

Cost Avoidance Program

**Cost Summary Graph**

Grouped by Energy Type

Energy Type	Use	Units	Meter Cost	Special Charges	Total Cost	Avg Unit Cost	% of Total Cost
<b>Site: WHITAKER ELEMENTARY - WHITAKER ELEMENTARY</b>							
Electricity	78,120	KWH	\$7,825.22	\$0.00	\$7,825.22	0.1002	62.72%
Natural Gas	5,489	CCF	\$3,646.64	\$0.00	\$3,646.64	0.6644	29.23%
Water	237	CCF	\$740.35	\$0.00	\$740.35	3.1238	5.93%
Sewer	83	CCF	\$263.37	\$0.00	\$263.37	3.1731	2.11%
<b>Total Cost:</b>			<b>\$12,475.58</b>	<b>\$0.00</b>	<b>\$12,475.58</b>		



*Filters: Cost Center Name Not Equal To DoNotReport; Billing Period Equal To 201502All Meter CodesAll Group Names*

**elpaso**

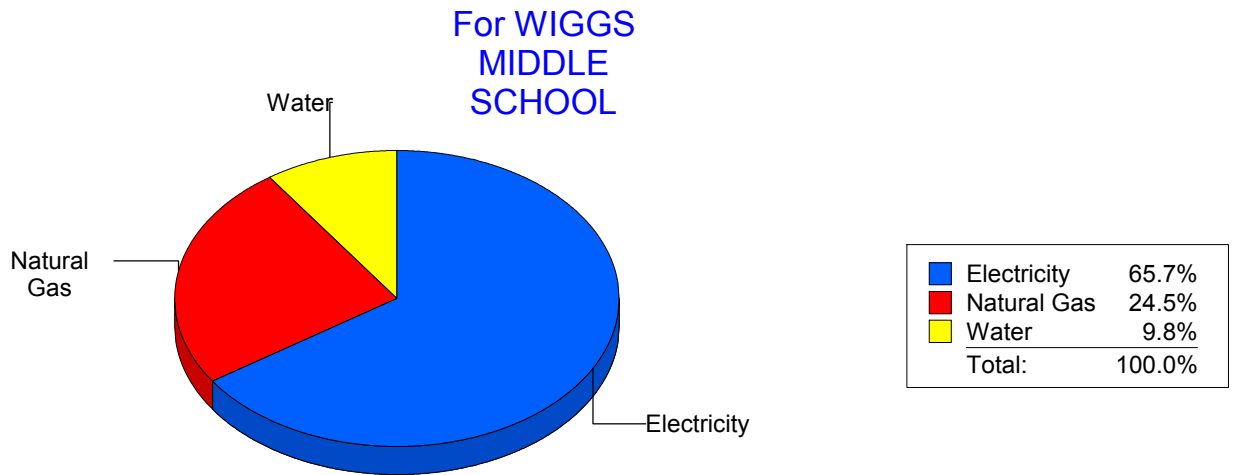
Energy CAP

Cost Avoidance Program

**Cost Summary Graph**

Grouped by Energy Type

Energy Type	Use	Units	Meter Cost	Special Charges	Total Cost	Avg Unit Cost	% of Total Cost
<b>Site: WIGGS MIDDLE SCHOOL - WIGGS MIDDLE SCHOOL</b>							
Electricity	60,420	KWH	\$5,974.38	\$0.00	\$5,974.38	0.0989	65.68%
Natural Gas	3,291	CCF	\$2,230.58	\$0.00	\$2,230.58	0.6778	24.52%
Water	179	CCF	\$891.78	\$0.00	\$891.78	4.9820	9.80%
<b>Total Cost:</b>			<b>\$9,096.74</b>	<b>\$0.00</b>	<b>\$9,096.74</b>		



*Filters: Cost Center Name Not Equal To DoNotReport; Billing Period Equal To 201502All Meter CodesAll Group Names*

**elpaso**

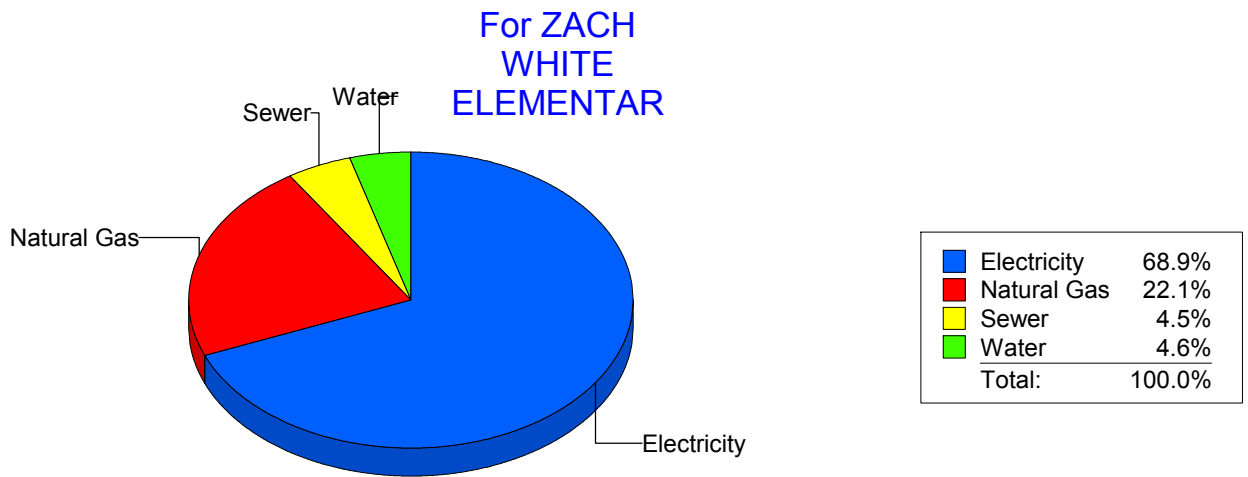
Energy CAP

Cost Avoidance Program

**Cost Summary Graph**

Grouped by Energy Type

Energy Type	Use	Units	Meter Cost	Special Charges	Total Cost	Avg Unit Cost	% of Total Cost
<b>Site: ZACH WHITE ELEMENTAR - ZACH WHITE ELEMENTAR</b>							
Electricity	54,300	KWH	\$5,969.69	\$0.00	\$5,969.69	0.1099	68.87%
Natural Gas	2,710	CCF	\$1,913.95	\$0.00	\$1,913.95	0.7063	22.08%
Water	109	CCF	\$396.83	\$0.00	\$396.83	3.6406	4.58%
Sewer	183	CCF	\$387.18	\$0.00	\$387.18	2.1157	4.47%
<b>Total Cost:</b>			<b>\$8,667.65</b>	<b>\$0.00</b>	<b>\$8,667.65</b>		



*Filters: Cost Center Name Not Equal To DoNotReport; Billing Period Equal To 201502All Meter CodesAll Group Names*

**el paso**

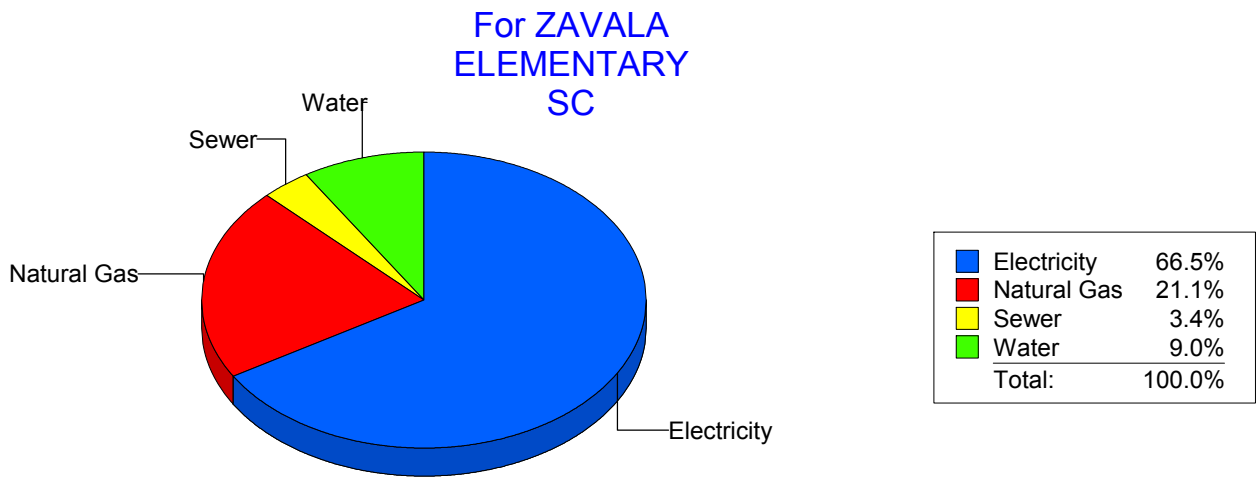
Energy CAP

Cost Avoidance Program

**Cost Summary Graph**

Grouped by Energy Type

Energy Type	Use	Units	Meter Cost	Special Charges	Total Cost	Avg Unit Cost	% of Total Cost
<b>Site: ZAVALA ELEMENTARY SC - ZAVALA ELEMENTARY SC</b>							
Electricity	30,250	KWH	\$2,538.08	\$0.00	\$2,538.08	0.0839	66.49%
Natural Gas	1,120	CCF	\$805.17	\$0.00	\$805.17	0.7189	21.09%
Water	80	CCF	\$343.22	\$0.00	\$343.22	4.2903	8.99%
Sewer	46	CCF	\$130.80	\$0.00	\$130.80	2.8435	3.43%
<b>Total Cost:</b>			<b>\$3,817.27</b>	<b>\$0.00</b>	<b>\$3,817.27</b>		



*Filters: Cost Center Name Not Equal To DoNotReport; Billing Period Equal To 201502All Meter CodesAll Group Names*



**elpaso**

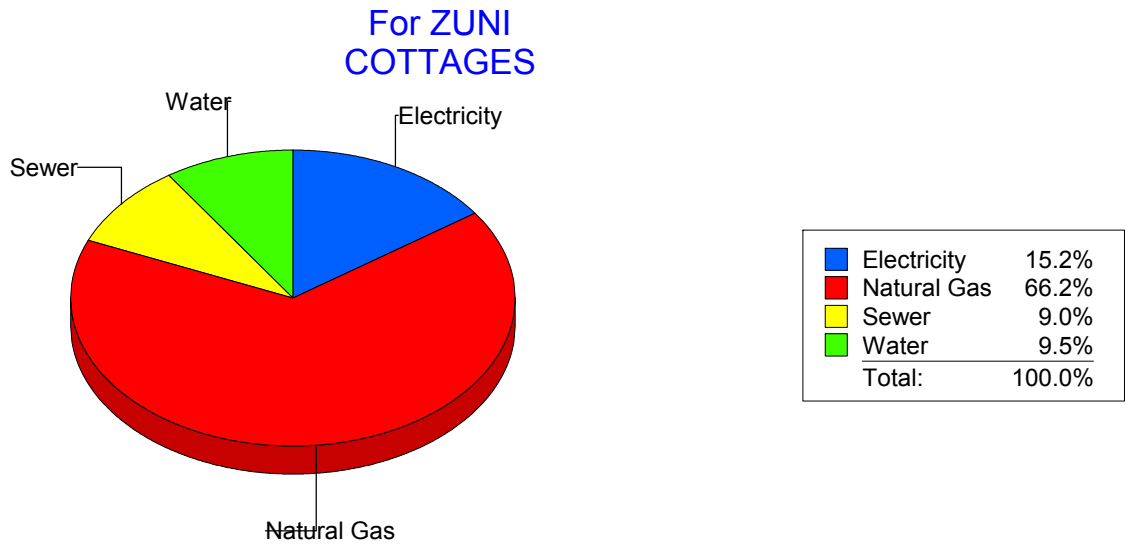
Energy CAP

Cost Avoidance Program

**Cost Summary Graph**

Grouped by Energy Type

Energy Type	Use	Units	Meter Cost	Special Charges	Total Cost	Avg Unit Cost	% of Total Cost
<b>Site: ZUNI COTTAGES - ZUNI COTTAGES</b>							
Electricity		24 KWH	\$36.92	\$0.00	\$36.92	1.5383	15.22%
Natural Gas		1 CCF	\$160.69	\$0.00	\$160.69	160.6900	66.23%
Water		0 CCF	\$23.14	\$0.00	\$23.14	0.0000	9.54%
Sewer		0 CCF	\$21.86	\$0.00	\$21.86	0.0000	9.01%
<b>Total Cost:</b>			<b>\$242.61</b>	<b>\$0.00</b>	<b>\$242.61</b>		



*Filters: Cost Center Name Not Equal To DoNotReport; Billing Period Equal To 201502All Meter CodesAll Group Names*

**elpaso**

Energy CAP

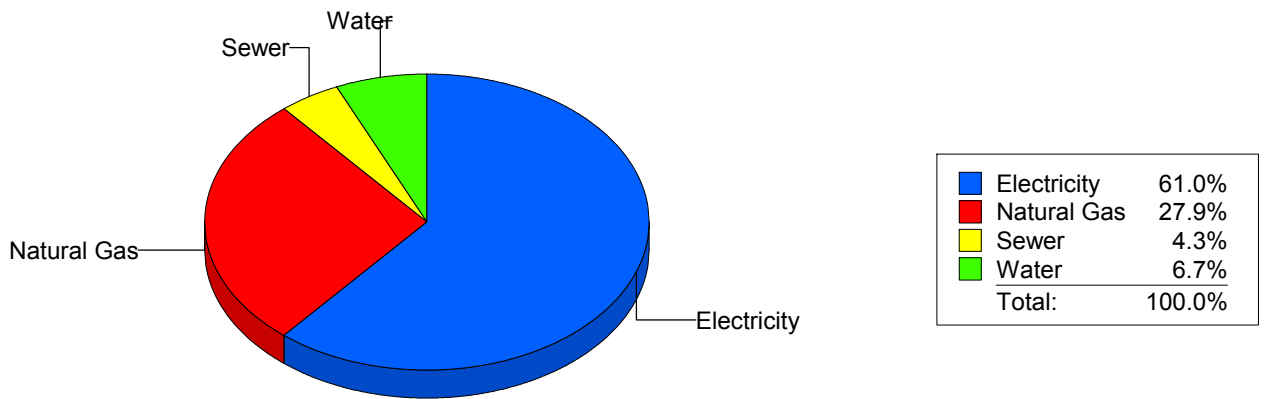
Cost Avoidance Program

**Cost Summary Graph**

Grouped by Energy Type

Energy Type	Use	Units	Meter Cost	Special Charges	Total Cost	Avg Unit Cost	% of Total Cost
<b>All Sites</b>							
Electricity	5,848,336	KWH	\$611,350.49	\$0.00	\$611,350.49	0.1045	61.04%
Natural Gas	430,453	CCF	\$279,494.93	\$0.00	\$279,494.93	0.6493	27.91%
Water	23,187	CCF	\$67,578.40	\$0.00	\$67,578.40	2.9145	6.75%
Sewer	18,242	CCF	\$43,138.30	\$0.00	\$43,138.30	2.3648	4.31%
<b>Total Cost:</b>			<b>\$1,001,562.12</b>	<b>\$0.00</b>	<b>\$1,001,562.12</b>		

For All Sites



*Filters: Cost Center Name Not Equal To DoNotReport; Billing Period Equal To 201502All Meter CodesAll Group Names*