

elpaso

Energy CAP

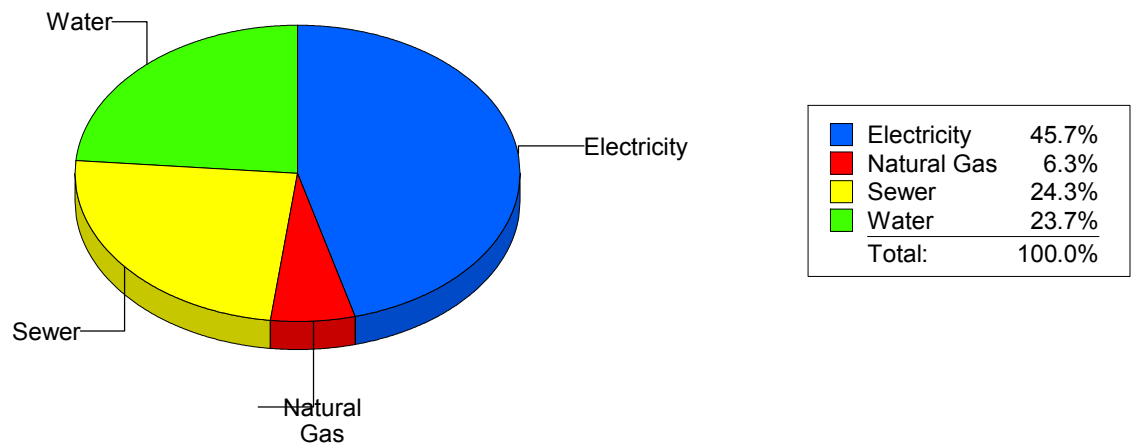
Cost Avoidance Program

Cost Summary Graph

Grouped by Energy Type

Energy Type	Use	Units	Meter Cost	Special Charges	Total Cost	Avg Unit Cost	% of Total Cost
Site: ALAMO ELEMENTARY SCH - ALAMO ELEMENTARY SCH							
Electricity	1,500	KWH	\$241.70	\$0.00	\$241.70	0.1611	45.72%
Natural Gas	0	CCF	\$33.38	\$0.00	\$33.38	0.0000	6.31%
Water	0	CCF	\$125.26	\$0.00	\$125.26	0.0000	23.70%
Sewer	3	CCF	\$128.29	\$0.00	\$128.29	42.7633	24.27%
Total Cost:			\$528.63	\$0.00	\$528.63		

For ALAMO
ELEMENTARY
SCH



Filters: Cost Center Name Not One Of DoNotReport; Billing Period Equal To 201002

elpaso

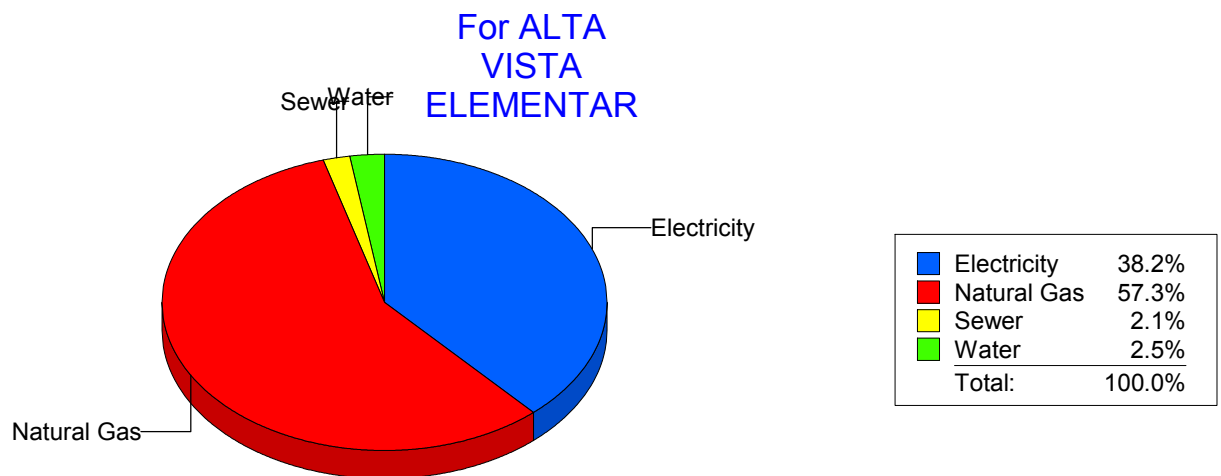
Energy CAP

Cost Avoidance Program

Cost Summary Graph

Grouped by Energy Type

Energy Type	Use	Units	Meter Cost	Special Charges	Total Cost	Avg Unit Cost	% of Total Cost
Site: ALTA VISTA ELEMENTAR - ALTA VISTA ELEMENTAR							
Electricity	27,600	KWH	\$3,302.04	\$0.00	\$3,302.04	0.1196	38.20%
Natural Gas	6,490	CCF	\$4,953.09	\$0.00	\$4,953.09	0.7632	57.29%
Water	103	CCF	\$211.98	\$0.00	\$211.98	2.0581	2.45%
Sewer	91	CCF	\$177.81	\$0.00	\$177.81	1.9540	2.06%
Total Cost:			\$8,644.92	\$0.00	\$8,644.92		



Filters: Cost Center Name Not One Of DoNotReport; Billing Period Equal To 201002

elpaso

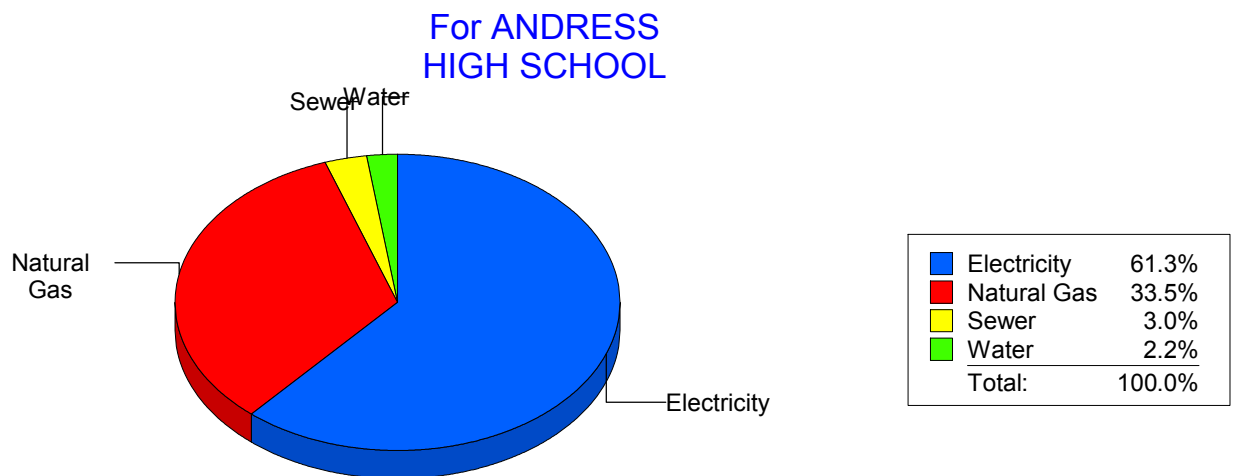
Energy CAP

Cost Avoidance Program

Cost Summary Graph

Grouped by Energy Type

Energy Type	Use	Units	Meter Cost	Special Charges	Total Cost	Avg Unit Cost	% of Total Cost
Site: ANDRESS HIGH SCHOOL - ANDRESS HIGH SCHOOL							
Electricity	203,913	KWH	\$21,644.81	\$0.00	\$21,644.81	0.1061	61.33%
Natural Gas	15,522	CCF	\$11,822.06	\$0.00	\$11,822.06	0.7616	33.50%
Water	442	CCF	\$766.09	\$0.00	\$766.09	1.7332	2.17%
Sewer	724	CCF	\$1,057.09	\$0.00	\$1,057.09	1.4601	3.00%
Total Cost:			\$35,290.05	\$0.00	\$35,290.05		



Filters: Cost Center Name Not One Of DoNotReport; Billing Period Equal To 201002

elpaso

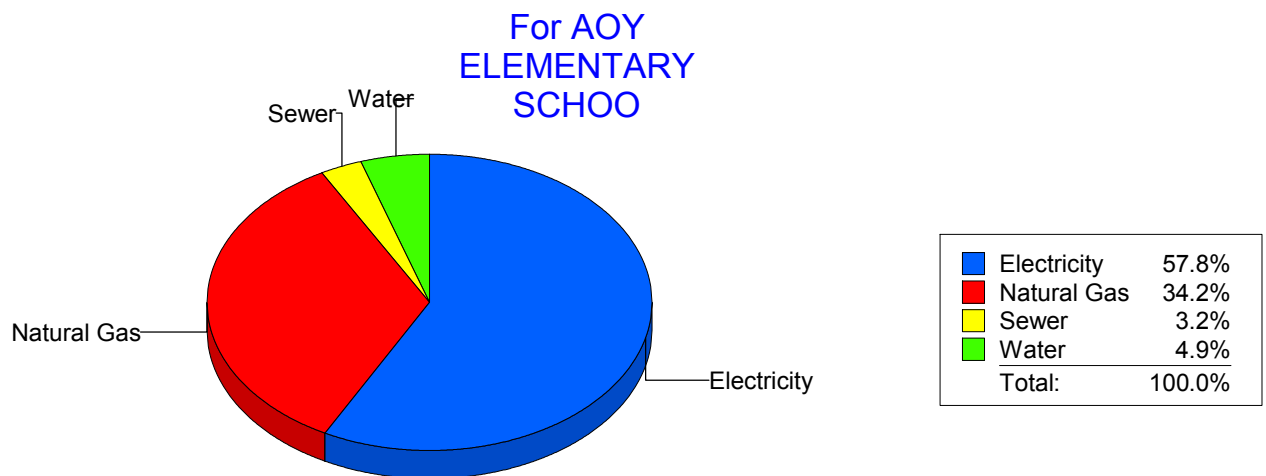
Energy CAP

Cost Avoidance Program

Cost Summary Graph

Grouped by Energy Type

Energy Type	Use	Units	Meter Cost	Special Charges	Total Cost	Avg Unit Cost	% of Total Cost
Site: AOY ELEMENTARY SCHOO - AOY ELEMENTARY SCHOO							
Electricity	51,358	KWH	\$6,433.72	\$0.00	\$6,433.72	0.1253	57.76%
Natural Gas	4,937	CCF	\$3,810.21	\$0.00	\$3,810.21	0.7718	34.21%
Water	109	CCF	\$542.88	\$0.00	\$542.88	4.9806	4.87%
Sewer	71	CCF	\$351.60	\$0.00	\$351.60	4.9521	3.16%
Total Cost:			\$11,138.41	\$0.00	\$11,138.41		



Filters: Cost Center Name Not One Of DoNotReport; Billing Period Equal To 201002

elpaso

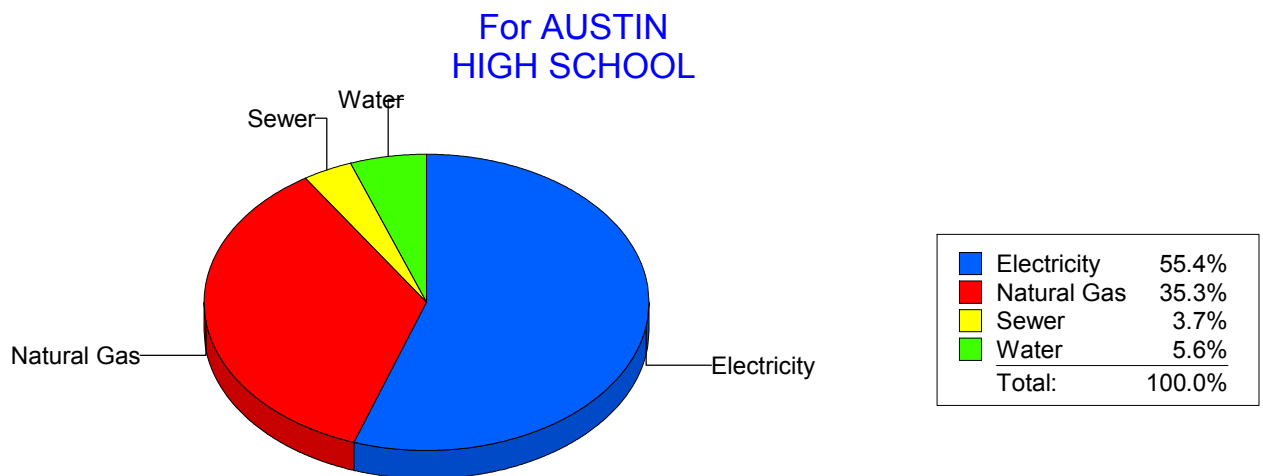
Energy CAP

Cost Avoidance Program

Cost Summary Graph

Grouped by Energy Type

Energy Type	Use	Units	Meter Cost	Special Charges	Total Cost	Avg Unit Cost	% of Total Cost
Site: AUSTIN HIGH SCHOOL - AUSTIN HIGH SCHOOL							
Electricity	201,181	KWH	\$16,509.31	\$0.00	\$16,509.31	0.0821	55.41%
Natural Gas	13,745	CCF	\$10,524.42	\$0.00	\$10,524.42	0.7657	35.32%
Water	573	CCF	\$1,658.65	\$0.00	\$1,658.65	2.8947	5.57%
Sewer	438	CCF	\$1,104.64	\$0.00	\$1,104.64	2.5220	3.71%
Total Cost:			\$29,797.02	\$0.00	\$29,797.02		



Filters: Cost Center Name Not One Of DoNotReport; Billing Period Equal To 201002

elpaso

Energy CAP

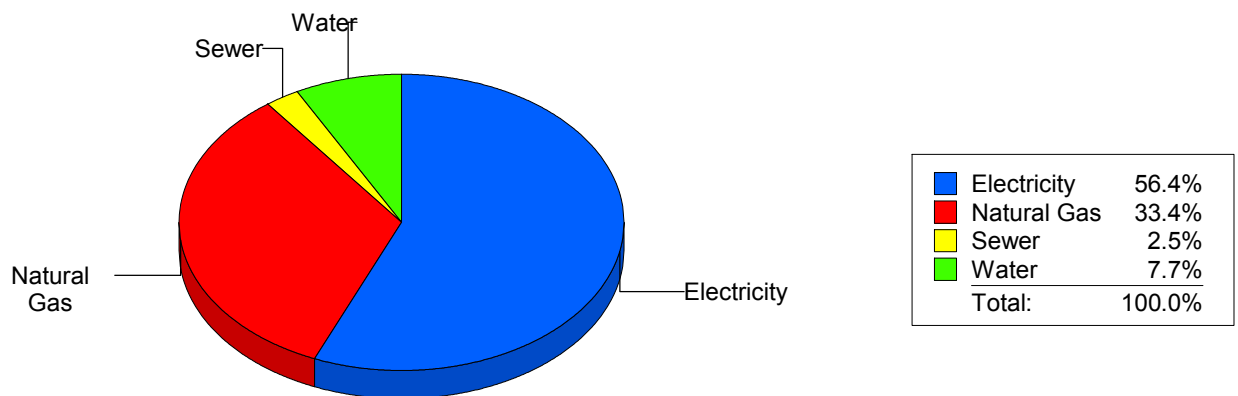
Cost Avoidance Program

Cost Summary Graph

Grouped by Energy Type

Energy Type	Use	Units	Meter Cost	Special Charges	Total Cost	Avg Unit Cost	% of Total Cost
Site: BARRON - BARRON							
Electricity	66,179	KWH	\$7,475.00	\$0.00	\$7,475.00	0.1130	56.40%
Natural Gas	5,747	CCF	\$4,422.19	\$0.00	\$4,422.19	0.7695	33.36%
Water	200	CCF	\$1,025.51	\$0.00	\$1,025.51	5.1276	7.74%
Sewer	76	CCF	\$331.71	\$0.00	\$331.71	4.3646	2.50%
Total Cost:			\$13,254.41	\$0.00	\$13,254.41		

For BARRON



Filters: Cost Center Name Not One Of DoNotReport; Billing Period Equal To 201002

elpaso

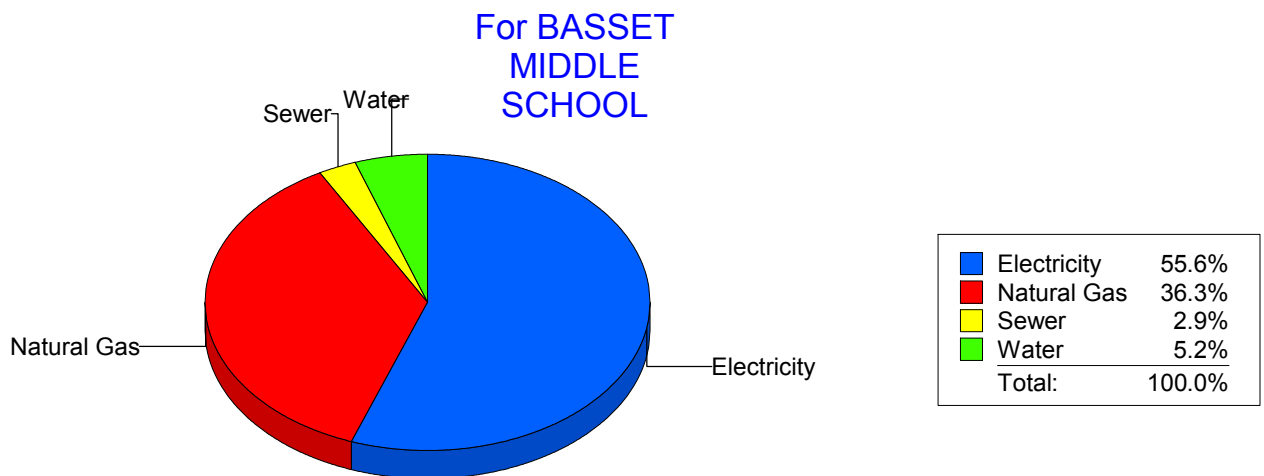
Energy CAP

Cost Avoidance Program

Cost Summary Graph

Grouped by Energy Type

Energy Type	Use	Units	Meter Cost	Special Charges	Total Cost	Avg Unit Cost	% of Total Cost
Site: BASSET MIDDLE SCHOOL - BASSET MIDDLE SCHOOL							
Electricity	72,457	KWH	\$9,132.22	\$0.00	\$9,132.22	0.1260	55.62%
Natural Gas	7,742	CCF	\$5,962.43	\$0.00	\$5,962.43	0.7701	36.31%
Water	405	CCF	\$847.63	\$0.00	\$847.63	2.0929	5.16%
Sewer	267	CCF	\$476.70	\$0.00	\$476.70	1.7854	2.90%
Total Cost:			\$16,418.98	\$0.00	\$16,418.98		



Filters: Cost Center Name Not One Of DoNotReport; Billing Period Equal To 201002

elpaso

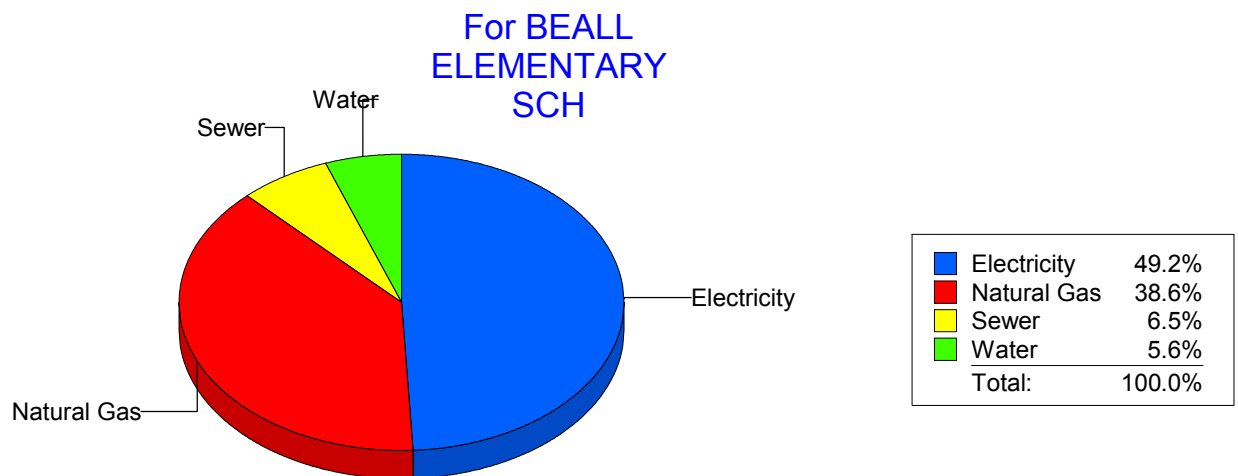
Energy CAP

Cost Avoidance Program

Cost Summary Graph

Grouped by Energy Type

Energy Type	Use	Units	Meter Cost	Special Charges	Total Cost	Avg Unit Cost	% of Total Cost
Site: BEALL ELEMENTARY SCH - BEALL ELEMENTARY SCH							
Electricity	22,000	KWH	\$2,557.84	\$0.00	\$2,557.84	0.1163	49.24%
Natural Gas	2,586	CCF	\$2,007.16	\$0.00	\$2,007.16	0.7762	38.64%
Water	114	CCF	\$290.49	\$0.00	\$290.49	2.5482	5.59%
Sewer	159	CCF	\$339.54	\$0.00	\$339.54	2.1355	6.54%
Total Cost:			\$5,195.03	\$0.00	\$5,195.03		



Filters: Cost Center Name Not One Of DoNotReport; Billing Period Equal To 201002

elpaso

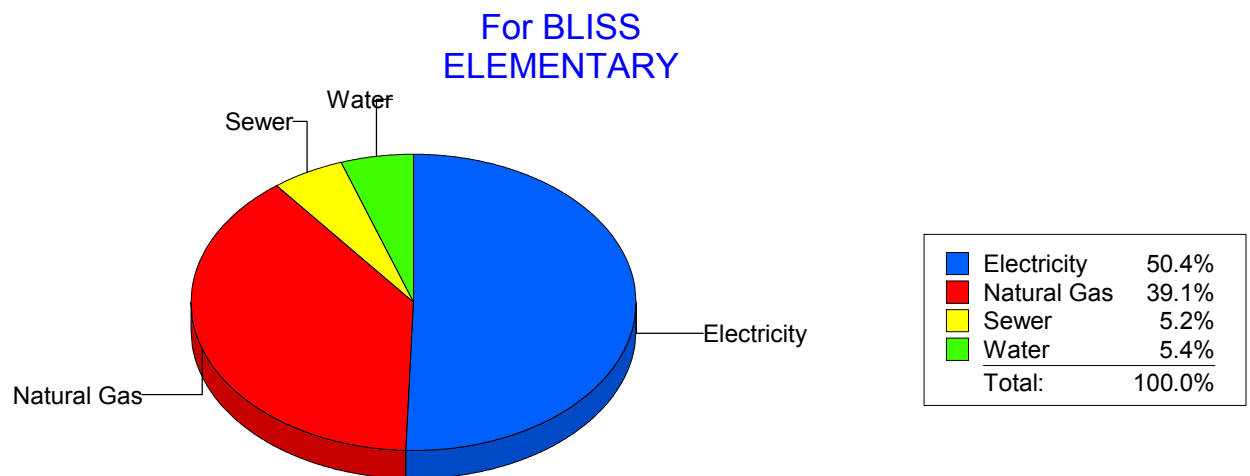
Energy CAP

Cost Avoidance Program

Cost Summary Graph

Grouped by Energy Type

Energy Type	Use	Units	Meter Cost	Special Charges	Total Cost	Avg Unit Cost	% of Total Cost
Site: BLISS ELEMENTARY - BLISS ELEMENTARY							
Electricity	22,800	KWH	\$2,739.76	\$0.00	\$2,739.76	0.1202	50.42%
Natural Gas	211	CCF	\$2,122.02	\$0.00	\$2,122.02	10.0570	39.05%
Water	115	CCF	\$291.94	\$0.00	\$291.94	2.5386	5.37%
Sewer	122	CCF	\$279.85	\$0.00	\$279.85	2.2939	5.15%
Total Cost:			\$5,433.57	\$0.00	\$5,433.57		



Filters: Cost Center Name Not One Of DoNotReport; Billing Period Equal To 201002

elpaso

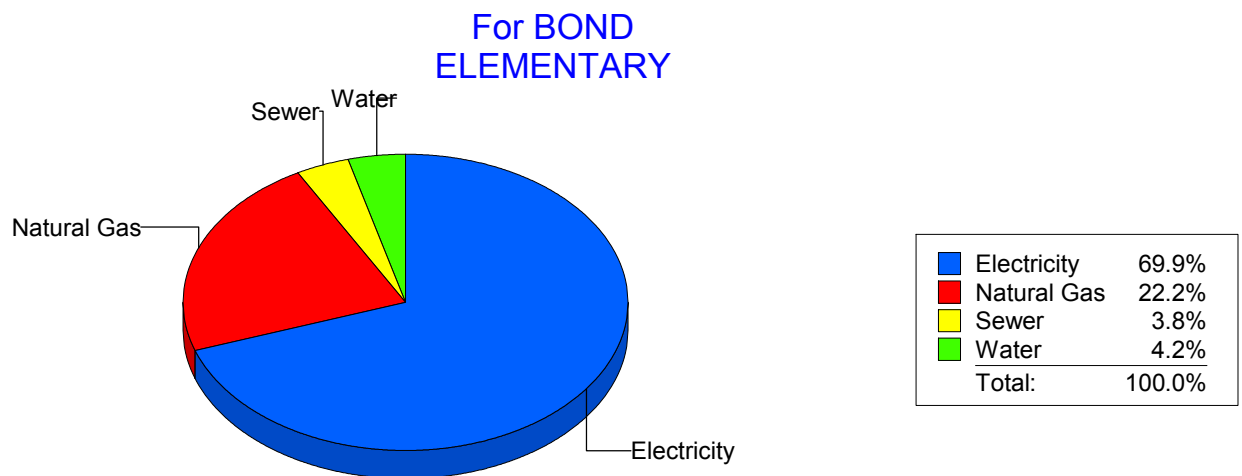
Energy CAP

Cost Avoidance Program

Cost Summary Graph

Grouped by Energy Type

Energy Type	Use	Units	Meter Cost	Special Charges	Total Cost	Avg Unit Cost	% of Total Cost
Site: BOND - BOND ELEMENTARY							
Electricity	50,128	KWH	\$6,883.63	\$0.00	\$6,883.63	0.1373	69.86%
Natural Gas	2,781	CCF	\$2,187.00	\$0.00	\$2,187.00	0.7864	22.19%
Water	197	CCF	\$410.84	\$0.00	\$410.84	2.0855	4.17%
Sewer	185	CCF	\$372.56	\$0.00	\$372.56	2.0138	3.78%
Total Cost:			\$9,854.03	\$0.00	\$9,854.03		



Filters: Cost Center Name Not One Of DoNotReport; Billing Period Equal To 201002

elpaso

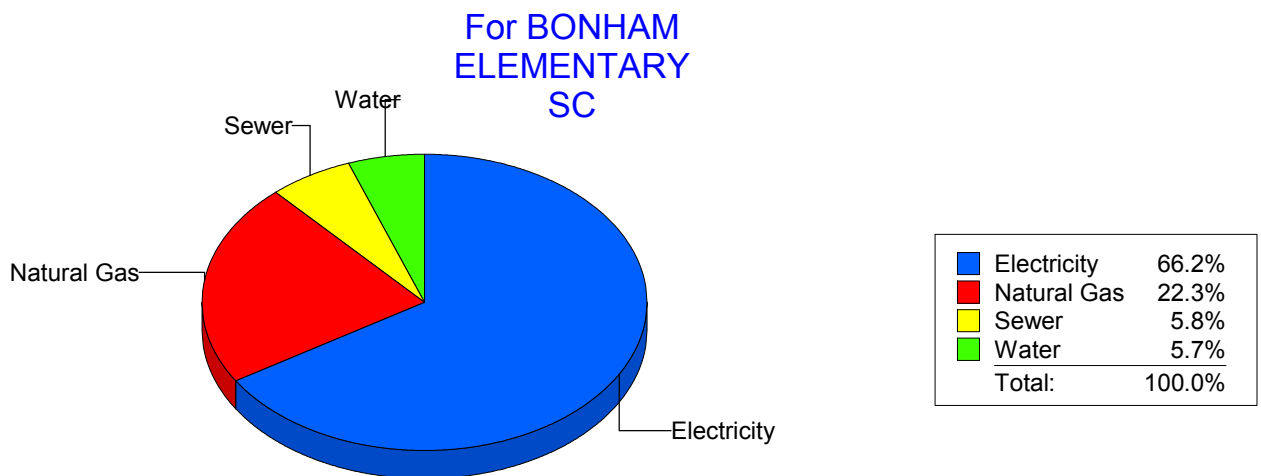
Energy CAP

Cost Avoidance Program

Cost Summary Graph

Grouped by Energy Type

Energy Type	Use	Units	Meter Cost	Special Charges	Total Cost	Avg Unit Cost	% of Total Cost
Site: BONHAM ELEMENTARY SC - BONHAM ELEMENTARY SC							
Electricity	22,848	KWH	\$3,352.48	\$0.00	\$3,352.48	0.1467	66.17%
Natural Gas	1,406	CCF	\$1,130.15	\$0.00	\$1,130.15	0.8038	22.31%
Water	119	CCF	\$288.19	\$0.00	\$288.19	2.4218	5.69%
Sewer	137	CCF	\$295.82	\$0.00	\$295.82	2.1593	5.84%
Total Cost:			\$5,066.64	\$0.00	\$5,066.64		



Filters: Cost Center Name Not One Of DoNotReport; Billing Period Equal To 201002

el Paso

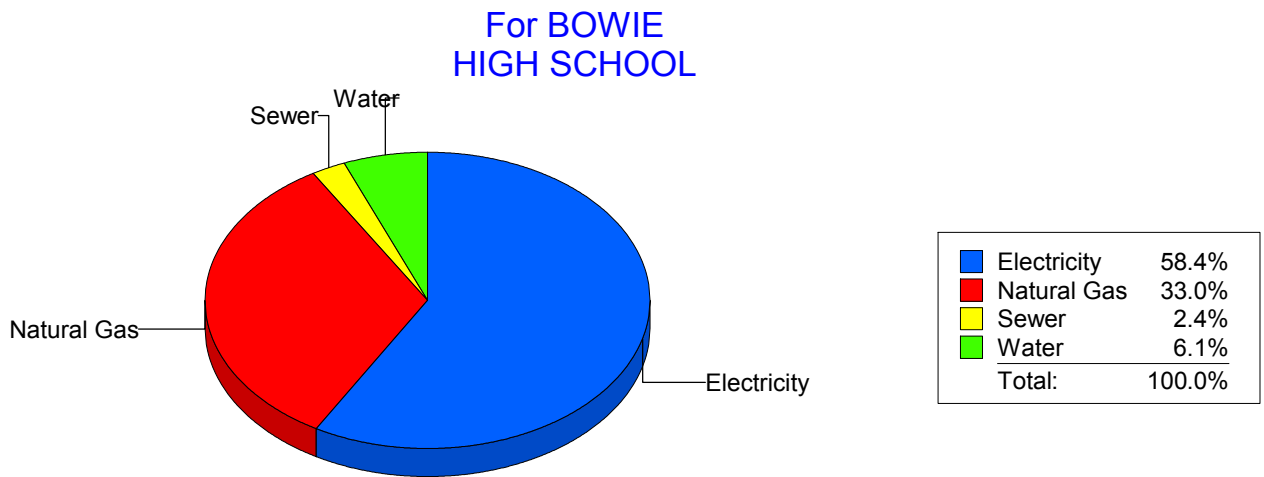
Energy CAP

Cost Avoidance Program

Cost Summary Graph

Grouped by Energy Type

Energy Type	Use	Units	Meter Cost	Special Charges	Total Cost	Avg Unit Cost	% of Total Cost
Site: BOWIE HIGH SCHOOL - BOWIE HIGH SCHOOL							
Electricity	253,761	KWH	\$25,982.27	\$0.00	\$25,982.27	0.1024	58.43%
Natural Gas	19,339	CCF	\$14,687.74	\$0.00	\$14,687.74	0.7595	33.03%
Water	1,674	CCF	\$2,717.35	\$0.00	\$2,717.35	1.6233	6.11%
Sewer	524	CCF	\$1,077.28	\$0.00	\$1,077.28	2.0559	2.42%
Total Cost:			\$44,464.64	\$0.00	\$44,464.64		



Filters: Cost Center Name Not One Of DoNotReport; Billing Period Equal To 201002

elpaso

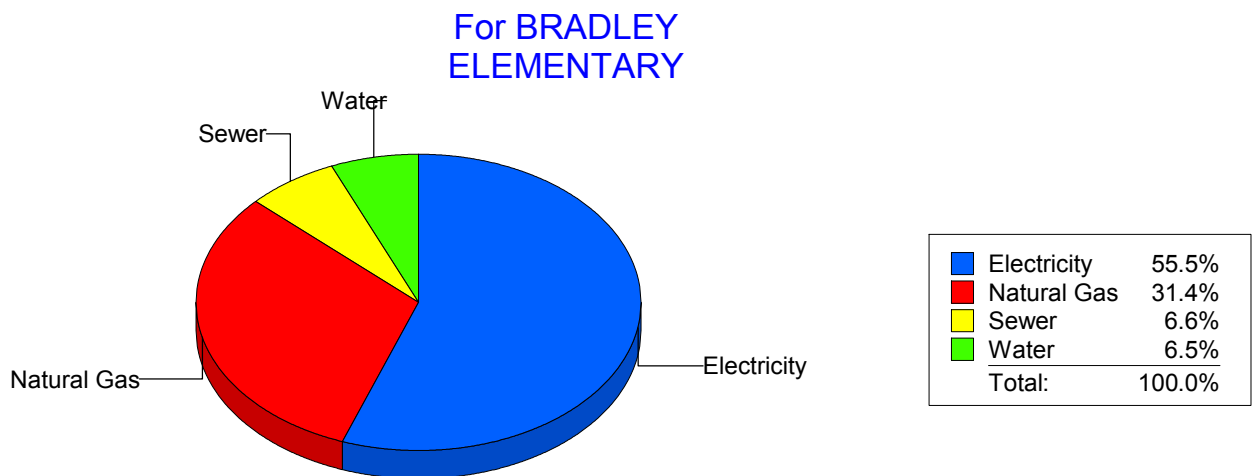
Energy CAP

Cost Avoidance Program

Cost Summary Graph

Grouped by Energy Type

Energy Type	Use	Units	Meter Cost	Special Charges	Total Cost	Avg Unit Cost	% of Total Cost
Site: BRADLEY ELEMENTARY - BRADLEY ELEMENTARY							
Electricity	31,800	KWH	\$3,559.57	\$0.00	\$3,559.57	0.1119	55.52%
Natural Gas	2,595	CCF	\$2,014.03	\$0.00	\$2,014.03	0.7761	31.41%
Water	153	CCF	\$415.33	\$0.00	\$415.33	2.7146	6.48%
Sewer	166	CCF	\$422.77	\$0.00	\$422.77	2.5468	6.59%
Total Cost:			\$6,411.70	\$0.00	\$6,411.70		



Filters: Cost Center Name Not One Of DoNotReport; Billing Period Equal To 201002

elpaso

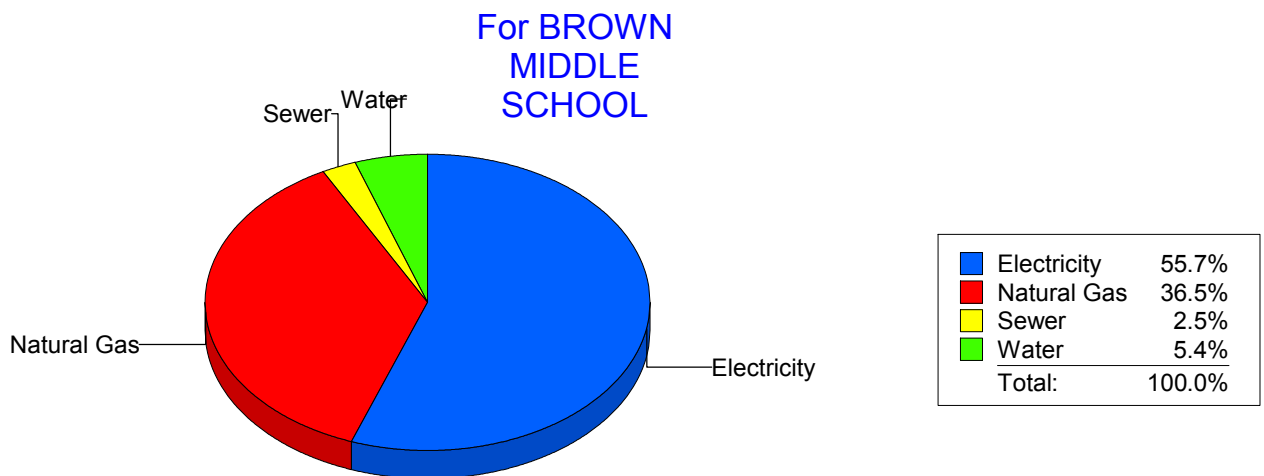
Energy CAP

Cost Avoidance Program

Cost Summary Graph

Grouped by Energy Type

Energy Type	Use	Units	Meter Cost	Special Charges	Total Cost	Avg Unit Cost	% of Total Cost
Site: BROWN MIDDLE SCHOOL - BROWN MIDDLE SCHOOL							
Electricity	92,400	KWH	\$10,529.98	\$0.00	\$10,529.98	0.1140	55.68%
Natural Gas	9,073	CCF	\$6,899.40	\$0.00	\$6,899.40	0.7604	36.48%
Water	425	CCF	\$1,013.79	\$0.00	\$1,013.79	2.3854	5.36%
Sewer	203	CCF	\$469.76	\$0.00	\$469.76	2.3141	2.48%
Total Cost:			\$18,912.93	\$0.00	\$18,912.93		



Filters: Cost Center Name Not One Of DoNotReport; Billing Period Equal To 201002

elpaso

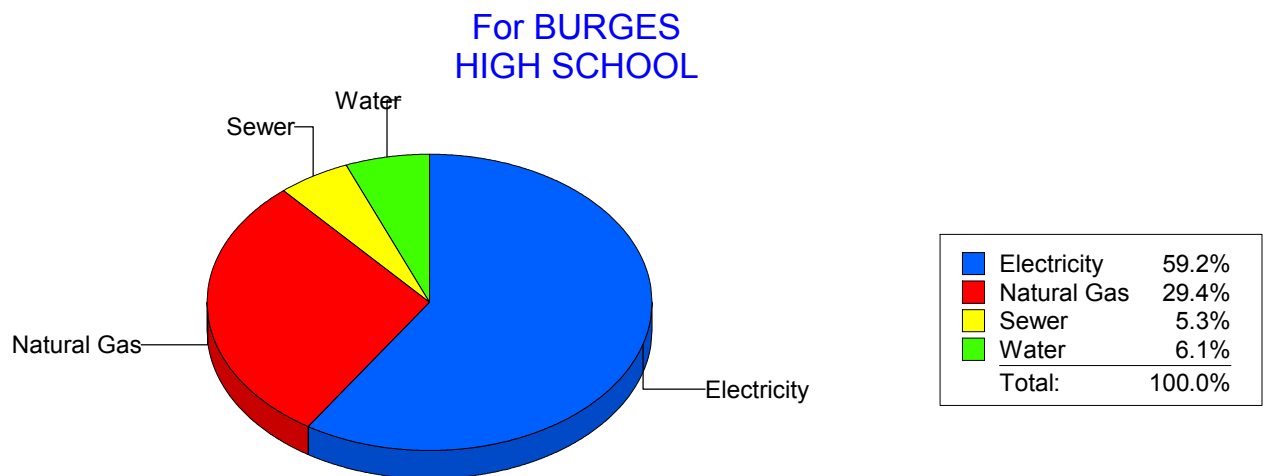
Energy CAP

Cost Avoidance Program

Cost Summary Graph

Grouped by Energy Type

Energy Type	Use	Units	Meter Cost	Special Charges	Total Cost	Avg Unit Cost	% of Total Cost
Site: BURGESS HIGH SCHOOL - BURGESS HIGH SCHOOL							
Electricity	109,651	KWH	\$12,631.12	\$0.00	\$12,631.12	0.1152	59.19%
Natural Gas	8,211	CCF	\$6,278.41	\$0.00	\$6,278.41	0.7646	29.42%
Water	759	CCF	\$1,309.76	\$0.00	\$1,309.76	1.7256	6.14%
Sewer	716	CCF	\$1,121.27	\$0.00	\$1,121.27	1.5660	5.25%
Total Cost:			\$21,340.56	\$0.00	\$21,340.56		



Filters: Cost Center Name Not One Of DoNotReport; Billing Period Equal To 201002

elpaso

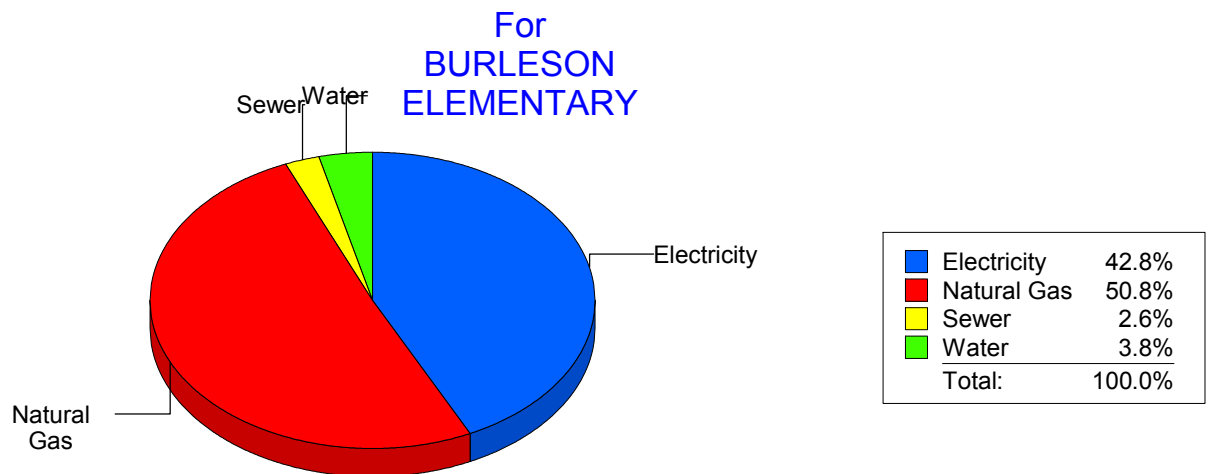
Energy CAP

Cost Avoidance Program

Cost Summary Graph

Grouped by Energy Type

Energy Type	Use	Units	Meter Cost	Special Charges	Total Cost	Avg Unit Cost	% of Total Cost
Site: BURLESON ELEMENTARY - BURLESON ELEMENTARY							
Electricity	27,776	KWH	\$3,335.66	\$0.00	\$3,335.66	0.1201	42.80%
Natural Gas	5,018	CCF	\$3,956.21	\$0.00	\$3,956.21	0.7884	50.77%
Water	129	CCF	\$295.15	\$0.00	\$295.15	2.2880	3.79%
Sewer	64	CCF	\$205.76	\$0.00	\$205.76	3.2150	2.64%
Total Cost:			\$7,792.78	\$0.00	\$7,792.78		



Filters: Cost Center Name Not One Of DoNotReport; Billing Period Equal To 201002

el Paso

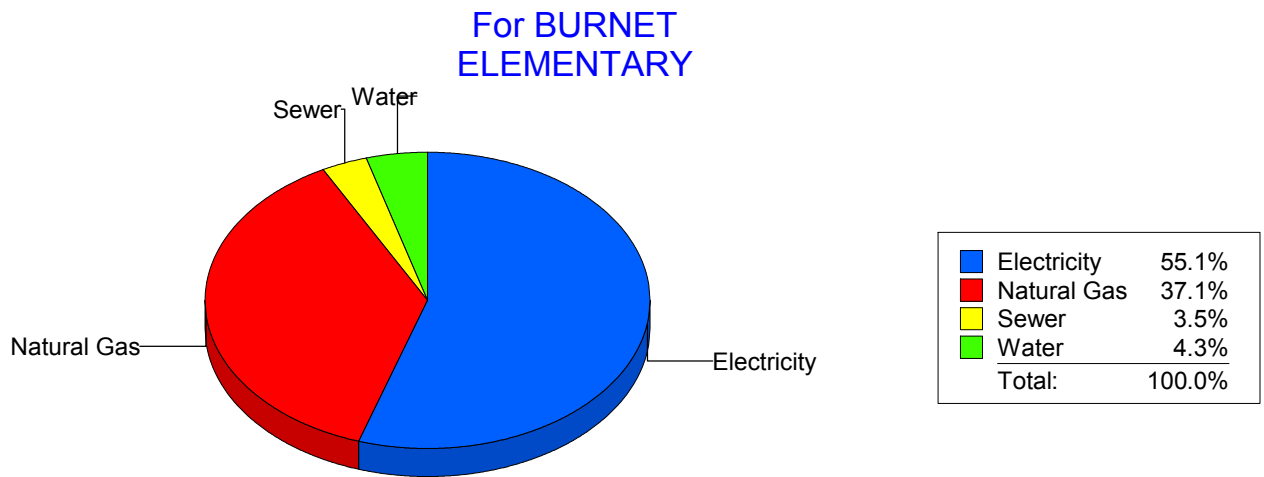
Energy CAP

Cost Avoidance Program

Cost Summary Graph

Grouped by Energy Type

Energy Type	Use	Units	Meter Cost	Special Charges	Total Cost	Avg Unit Cost	% of Total Cost
Site: BURNET ELEMENTARY - BURNET ELEMENTARY							
Electricity	24,549	KWH	\$3,313.09	\$0.00	\$3,313.09	0.1350	55.07%
Natural Gas	2,845	CCF	\$2,231.01	\$0.00	\$2,231.01	0.7842	37.08%
Water	136	CCF	\$259.83	\$0.00	\$259.83	1.9105	4.32%
Sewer	118	CCF	\$212.10	\$0.00	\$212.10	1.7975	3.53%
Total Cost:			\$6,016.03	\$0.00	\$6,016.03		



Filters: Cost Center Name Not One Of DoNotReport; Billing Period Equal To 201002

elpaso

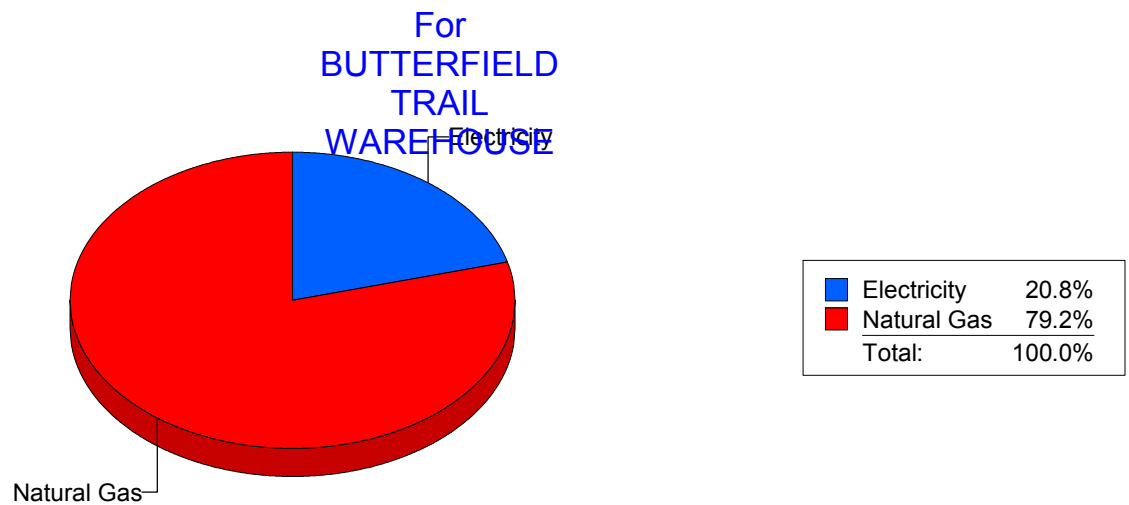
Energy CAP

Cost Avoidance Program

Cost Summary Graph

Grouped by Energy Type

Energy Type	Use	Units	Meter Cost	Special Charges	Total Cost	Avg Unit Cost	% of Total Cost
Site: BUTTERFIELDTRAILWAREHOUSE - BUTTERFIELD TRAIL WAREHOUSE							
Electricity	3,300	KWH	\$474.47	\$0.00	\$474.47	0.1438	20.82%
Natural Gas	2,321	CCF	\$1,804.77	\$0.00	\$1,804.77	0.7776	79.18%
Total Cost:			\$2,279.24	\$0.00	\$2,279.24		



Filters: Cost Center Name Not One Of DoNotReport; Billing Period Equal To 201002

elpaso

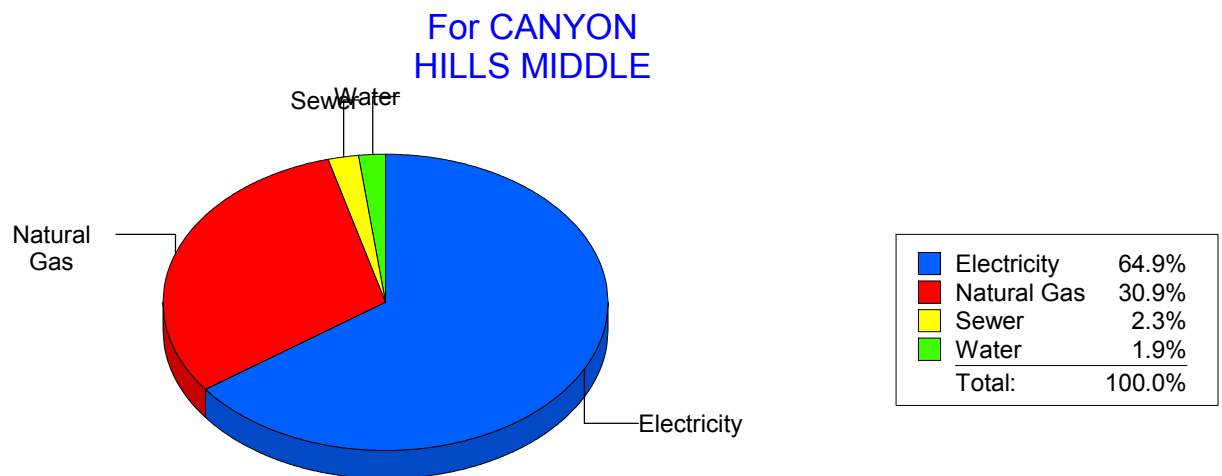
Energy CAP

Cost Avoidance Program

Cost Summary Graph

Grouped by Energy Type

Energy Type	Use	Units	Meter Cost	Special Charges	Total Cost	Avg Unit Cost	% of Total Cost
Site: CANYON HILLS MIDDLE - CANYON HILLS MIDDLE							
Electricity	63,675	KWH	\$9,154.15	\$0.00	\$9,154.15	0.1438	64.90%
Natural Gas	5,667	CCF	\$4,358.12	\$0.00	\$4,358.12	0.7690	30.90%
Water	48	CCF	\$263.08	\$0.00	\$263.08	5.4808	1.87%
Sewer	93	CCF	\$330.06	\$0.00	\$330.06	3.5490	2.34%
Total Cost:			\$14,105.41	\$0.00	\$14,105.41		



Filters: Cost Center Name Not One Of DoNotReport; Billing Period Equal To 201002

elpaso

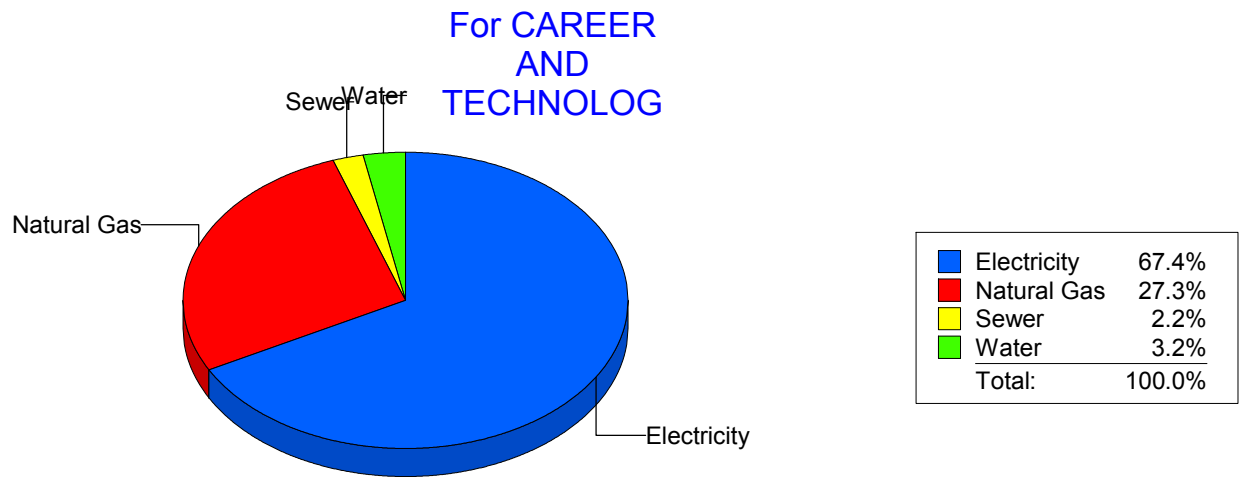
Energy CAP

Cost Avoidance Program

Cost Summary Graph

Grouped by Energy Type

Energy Type	Use	Units	Meter Cost	Special Charges	Total Cost	Avg Unit Cost	% of Total Cost
Site: CAREER AND TECHNOLOG - CAREER AND TECHNOLOG							
Electricity	95,390	KWH	\$11,065.84	\$0.00	\$11,065.84	0.1160	67.36%
Natural Gas	5,859	CCF	\$4,477.62	\$0.00	\$4,477.62	0.7642	27.26%
Water	213	CCF	\$523.53	\$0.00	\$523.53	2.4579	3.19%
Sewer	137	CCF	\$361.08	\$0.00	\$361.08	2.6356	2.20%
Total Cost:			\$16,428.07	\$0.00	\$16,428.07		



Filters: Cost Center Name Not One Of DoNotReport; Billing Period Equal To 201002

elpaso

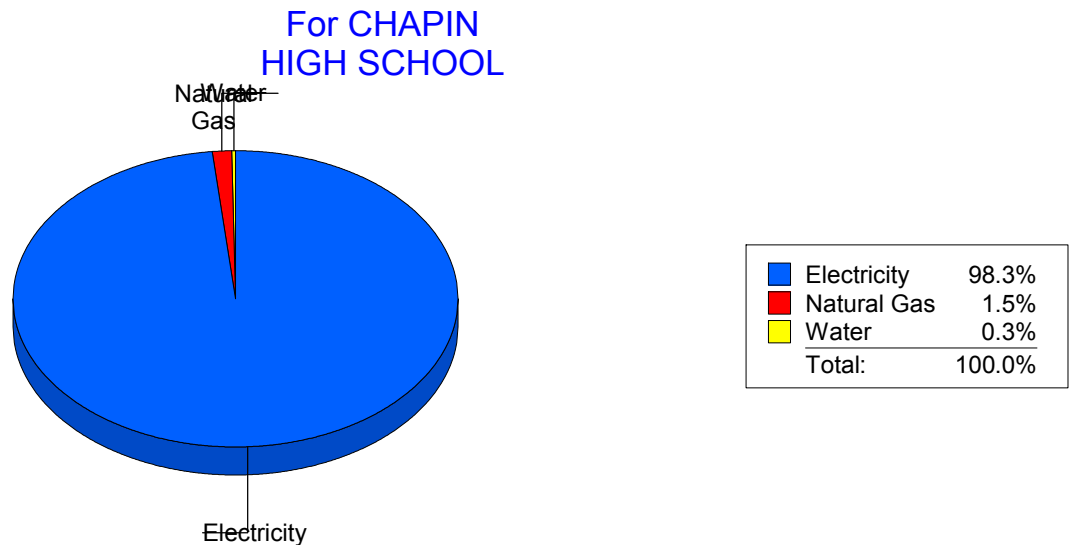
Energy CAP

Cost Avoidance Program

Cost Summary Graph

Grouped by Energy Type

Energy Type	Use	Units	Meter Cost	Special Charges	Total Cost	Avg Unit Cost	% of Total Cost
Site: CHAPIN HIGH SCHOOL - CHAPIN HIGH SCHOOL							
Electricity	214,227	KWH	\$21,870.25	\$0.00	\$21,870.25	0.1021	98.27%
Natural Gas	3,250	CCF	\$326.95	\$0.00	\$326.95	0.1006	1.47%
Water	57	CCF	\$58.16	\$0.00	\$58.16	1.0204	0.26%
Total Cost:			\$22,255.36	\$0.00	\$22,255.36		



Filters: Cost Center Name Not One Of DoNotReport; Billing Period Equal To 201002

elpaso

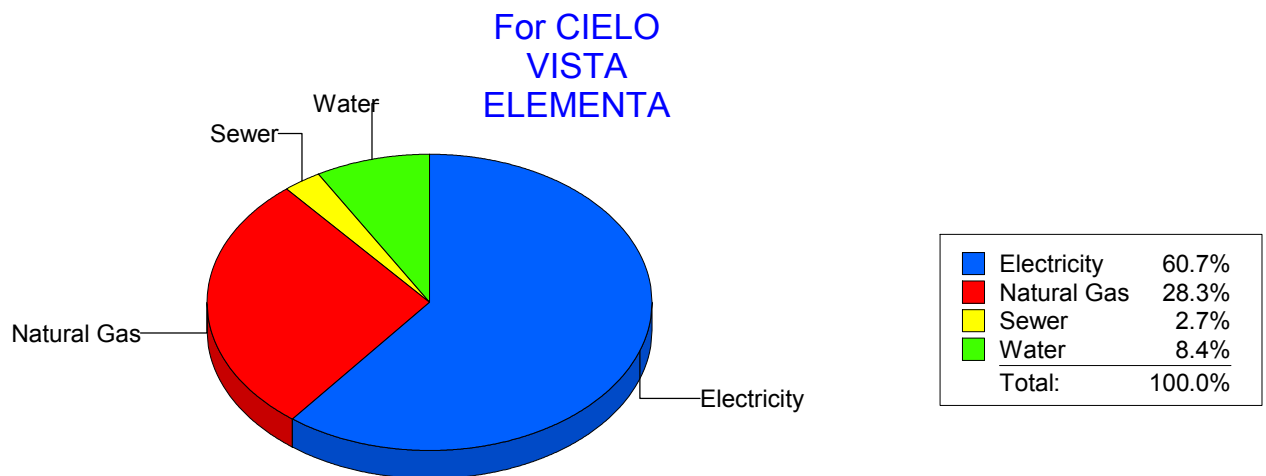
Energy CAP

Cost Avoidance Program

Cost Summary Graph

Grouped by Energy Type

Energy Type	Use	Units	Meter Cost	Special Charges	Total Cost	Avg Unit Cost	% of Total Cost
Site: CIELO VISTA ELEMENTA - CIELO VISTA ELEMENTA							
Electricity	41,880	KWH	\$5,083.51	\$0.00	\$5,083.51	0.1214	60.68%
Natural Gas	3,015	CCF	\$2,366.94	\$0.00	\$2,366.94	0.7851	28.25%
Water	231	CCF	\$701.83	\$0.00	\$701.83	3.0382	8.38%
Sewer	69	CCF	\$225.24	\$0.00	\$225.24	3.2643	2.69%
Total Cost:			\$8,377.52	\$0.00	\$8,377.52		



Filters: Cost Center Name Not One Of DoNotReport; Billing Period Equal To 201002

elpaso

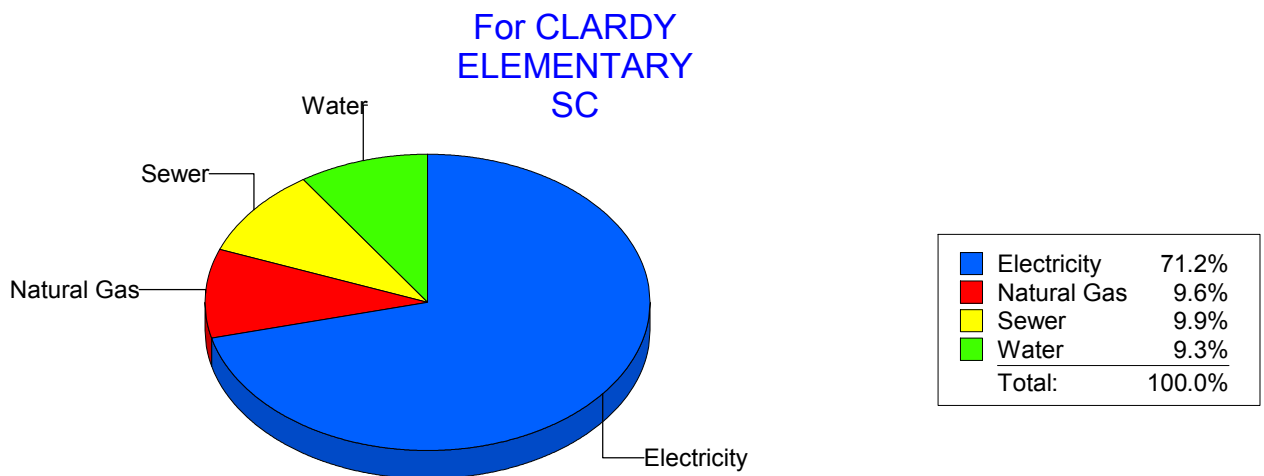
Energy CAP

Cost Avoidance Program

Cost Summary Graph

Grouped by Energy Type

Energy Type	Use	Units	Meter Cost	Special Charges	Total Cost	Avg Unit Cost	% of Total Cost
Site: CLARDY ELEMENTARY SC - CLARDY ELEMENTARY SC							
Electricity	30,935	KWH	\$3,768.48	\$0.00	\$3,768.48	0.1218	71.21%
Natural Gas	622	CCF	\$507.20	\$0.00	\$507.20	0.8154	9.58%
Water	211	CCF	\$493.87	\$0.00	\$493.87	2.3406	9.33%
Sewer	254	CCF	\$522.43	\$0.00	\$522.43	2.0568	9.87%
Total Cost:			\$5,291.98	\$0.00	\$5,291.98		



Filters: Cost Center Name Not One Of DoNotReport; Billing Period Equal To 201002

elpaso

Energy CAP

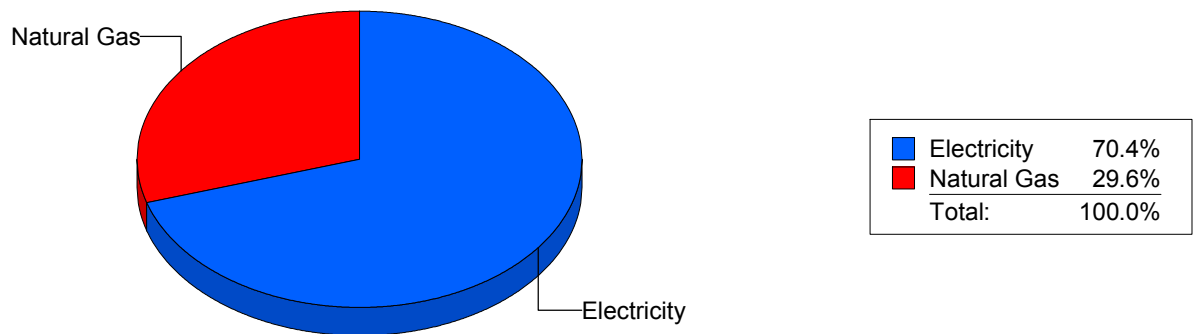
Cost Avoidance Program

Cost Summary Graph

Grouped by Energy Type

Energy Type	Use	Units	Meter Cost	Special Charges	Total Cost	Avg Unit Cost	% of Total Cost
Site: CLENDININ - CLENDININ							
Electricity	38,250	KWH	\$5,301.49	\$0.00	\$5,301.49	0.1386	70.35%
Natural Gas	2,883	CCF	\$2,233.98	\$0.00	\$2,233.98	0.7749	29.65%
Total Cost:			\$7,535.47	\$0.00	\$7,535.47		

For CLENDININ



Filters: Cost Center Name Not One Of DoNotReport; Billing Period Equal To 201002

elpaso

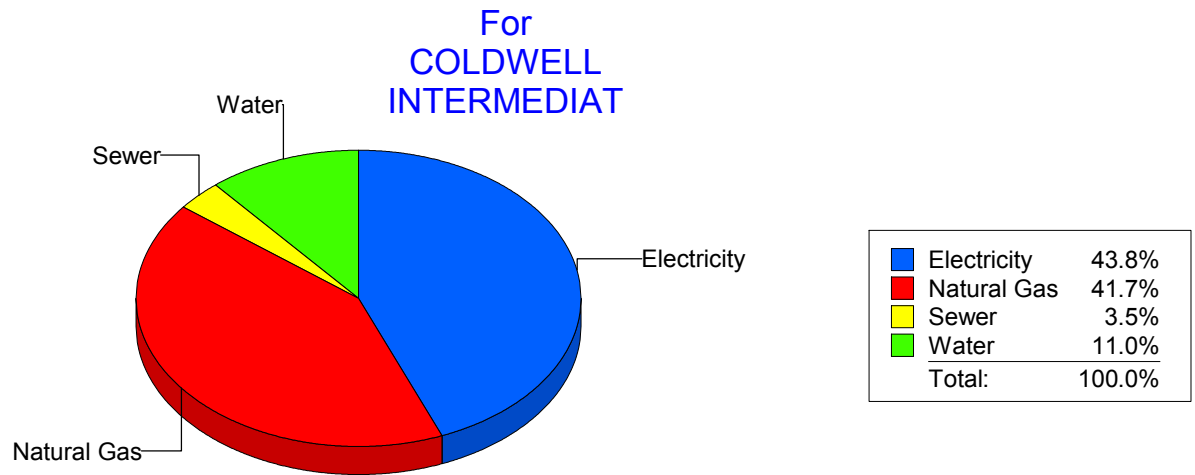
Energy CAP

Cost Avoidance Program

Cost Summary Graph

Grouped by Energy Type

Energy Type	Use	Units	Meter Cost	Special Charges	Total Cost	Avg Unit Cost	% of Total Cost
Site: COLDWELL INTERMEDIAT - COLDWELL INTERMEDIAT							
Electricity	24,980	KWH	\$2,891.11	\$0.00	\$2,891.11	0.1157	43.84%
Natural Gas	3,526	CCF	\$2,748.22	\$0.00	\$2,748.22	0.7794	41.67%
Water	187	CCF	\$726.00	\$0.00	\$726.00	3.8824	11.01%
Sewer	93	CCF	\$229.83	\$0.00	\$229.83	2.4713	3.48%
Total Cost:			\$6,595.16	\$0.00	\$6,595.16		



Filters: Cost Center Name Not One Of DoNotReport; Billing Period Equal To 201002

elpaso

Energy CAP

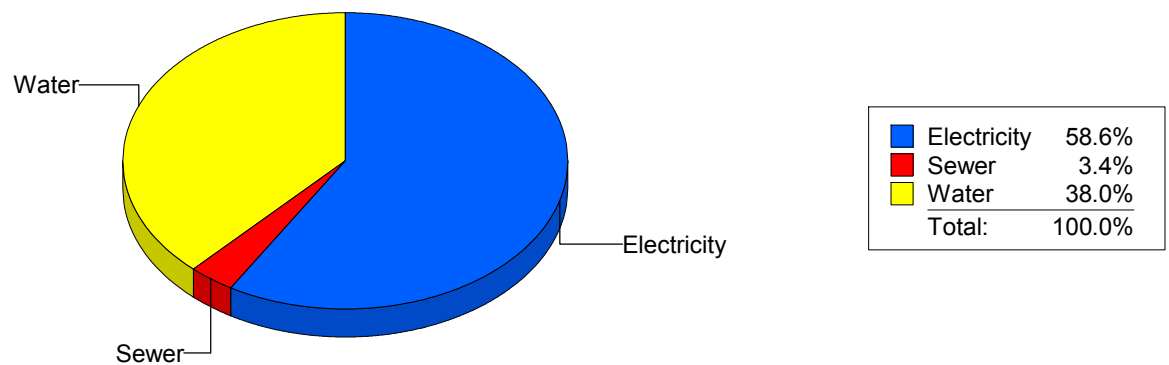
Cost Avoidance Program

Cost Summary Graph

Grouped by Energy Type

Energy Type	Use	Units	Meter Cost	Special Charges	Total Cost	Avg Unit Cost	% of Total Cost
Site: COLLINS ELEMENTARY - COLLINS ELEMENTARY							
Electricity	56,820	KWH	\$6,548.35	\$0.00	\$6,548.35	0.1152	58.64%
Water	981	CCF	\$4,238.63	\$0.00	\$4,238.63	4.3207	37.96%
Sewer	191	CCF	\$380.18	\$0.00	\$380.18	1.9905	3.40%
Total Cost:			\$11,167.16	\$0.00	\$11,167.16		

For COLLINS
ELEMENTARY



Filters: Cost Center Name Not One Of DoNotReport; Billing Period Equal To 201002

elpaso

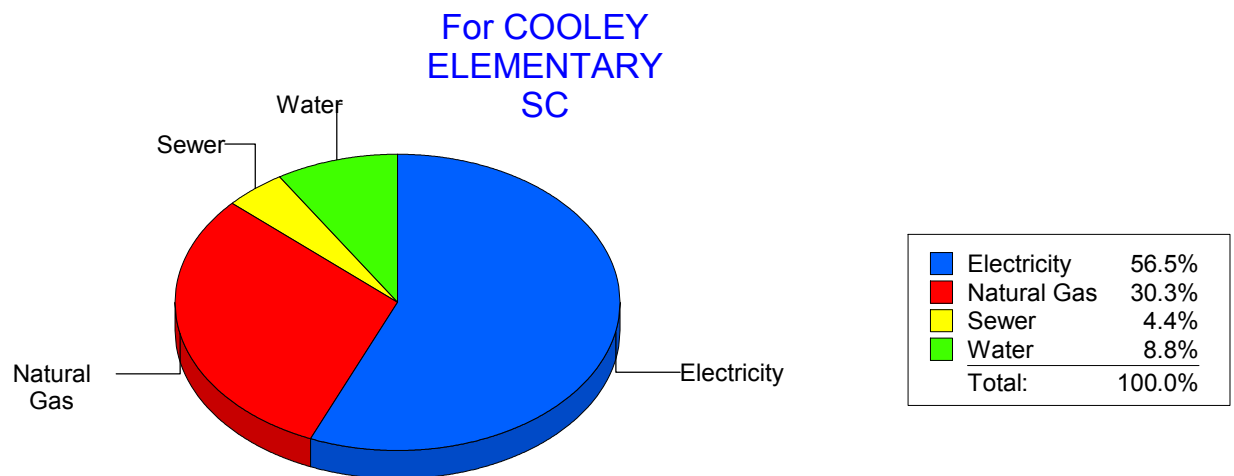
Energy CAP

Cost Avoidance Program

Cost Summary Graph

Grouped by Energy Type

Energy Type	Use	Units	Meter Cost	Special Charges	Total Cost	Avg Unit Cost	% of Total Cost
Site: COOLEY ELEMENTARY SC - COOLEY ELEMENTARY SC							
Electricity	54,600	KWH	\$6,432.45	\$0.00	\$6,432.45	0.1178	56.49%
Natural Gas	4,490	CCF	\$3,446.07	\$0.00	\$3,446.07	0.7675	30.26%
Water	281	CCF	\$1,007.62	\$0.00	\$1,007.62	3.5858	8.85%
Sewer	149	CCF	\$500.80	\$0.00	\$500.80	3.3611	4.40%
Total Cost:			\$11,386.94	\$0.00	\$11,386.94		



Filters: Cost Center Name Not One Of DoNotReport; Billing Period Equal To 201002

elpaso

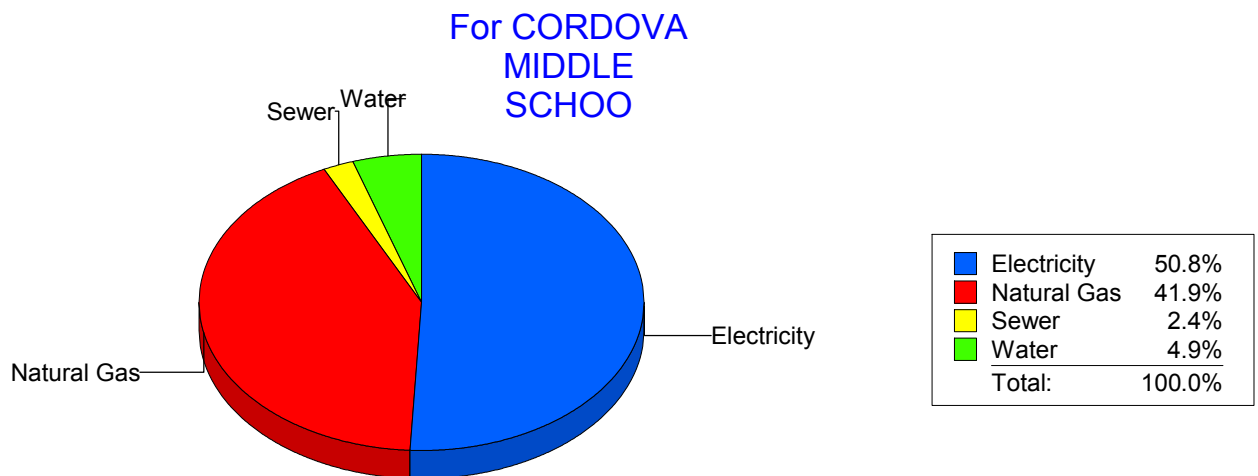
Energy CAP

Cost Avoidance Program

Cost Summary Graph

Grouped by Energy Type

Energy Type	Use	Units	Meter Cost	Special Charges	Total Cost	Avg Unit Cost	% of Total Cost
Site: CORDOVA MIDDLE SCHOO - CORDOVA MIDDLE SCHOO							
Electricity	69,500	KWH	\$7,985.25	\$0.00	\$7,985.25	0.1149	50.79%
Natural Gas	8,658	CCF	\$6,586.70	\$0.00	\$6,586.70	0.7608	41.90%
Water	279	CCF	\$765.96	\$0.00	\$765.96	2.7454	4.87%
Sewer	135	CCF	\$383.40	\$0.00	\$383.40	2.8400	2.44%
Total Cost:			\$15,721.31	\$0.00	\$15,721.31		



Filters: Cost Center Name Not One Of DoNotReport; Billing Period Equal To 201002

elpaso

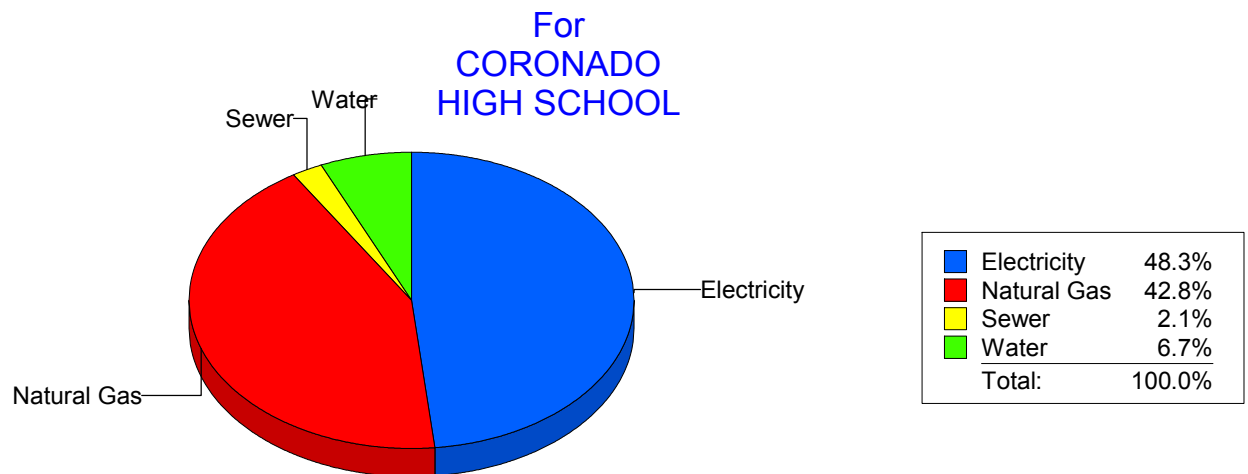
Energy CAP

Cost Avoidance Program

Cost Summary Graph

Grouped by Energy Type

Energy Type	Use	Units	Meter Cost	Special Charges	Total Cost	Avg Unit Cost	% of Total Cost
Site: CORONADO HIGH SCHOOL - CORONADO HIGH SCHOOL							
Electricity	183,333	KWH	\$21,451.47	\$0.00	\$21,451.47	0.1170	48.32%
Natural Gas	25,059	CCF	\$19,004.86	\$0.00	\$19,004.86	0.7584	42.81%
Water	1,913	CCF	\$2,989.73	\$0.00	\$2,989.73	1.5628	6.73%
Sewer	518	CCF	\$949.73	\$0.00	\$949.73	1.8335	2.14%
Total Cost:			\$44,395.79	\$0.00	\$44,395.79		



Filters: Cost Center Name Not One Of DoNotReport; Billing Period Equal To 201002

elpaso

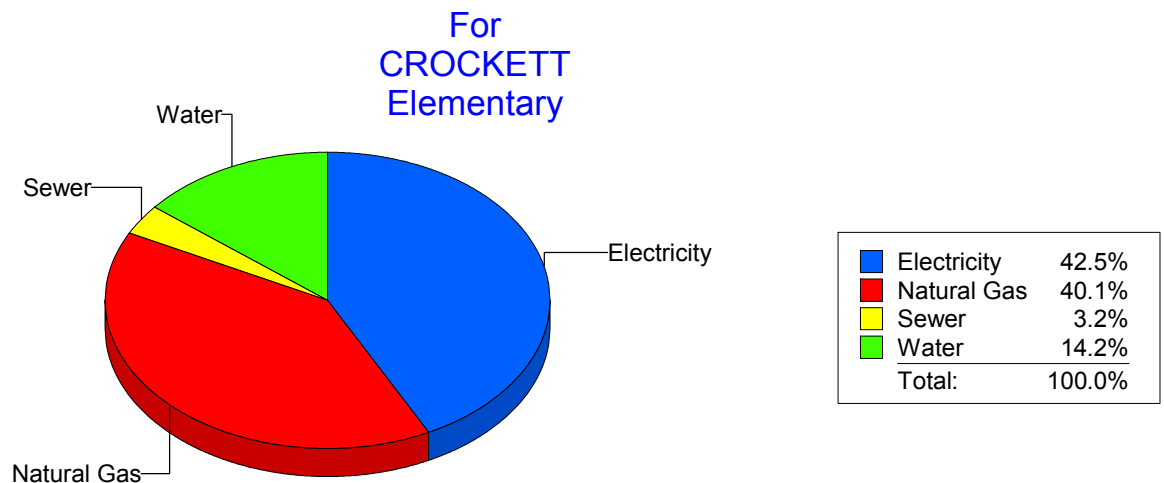
Energy CAP

Cost Avoidance Program

Cost Summary Graph

Grouped by Energy Type

Energy Type	Use	Units	Meter Cost	Special Charges	Total Cost	Avg Unit Cost	% of Total Cost
Site: CROCKETT - CROCKETT Elementary							
Electricity	34,200	KWH	\$3,897.09	\$0.00	\$3,897.09	0.1140	42.51%
Natural Gas	4,796	CCF	\$3,676.64	\$0.00	\$3,676.64	0.7666	40.10%
Water	347	CCF	\$1,298.35	\$0.00	\$1,298.35	3.7416	14.16%
Sewer	135	CCF	\$295.93	\$0.00	\$295.93	2.1921	3.23%
Total Cost:			\$9,168.01	\$0.00	\$9,168.01		



Filters: Cost Center Name Not One Of DoNotReport; Billing Period Equal To 201002

elpaso

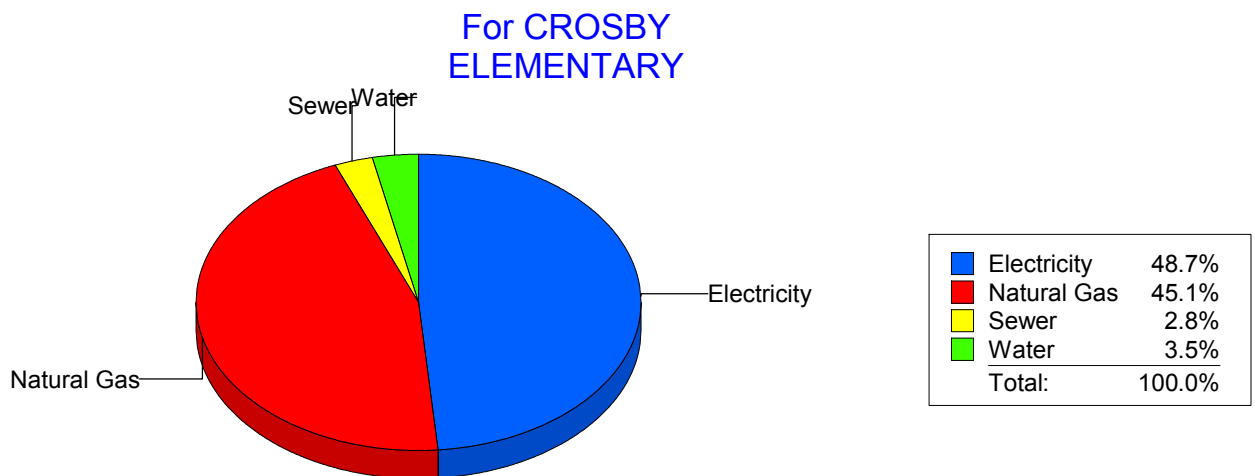
Energy CAP

Cost Avoidance Program

Cost Summary Graph

Grouped by Energy Type

Energy Type	Use	Units	Meter Cost	Special Charges	Total Cost	Avg Unit Cost	% of Total Cost
Site: CROSBY ELEMENTARY - CROSBY ELEMENTARY							
Electricity	33,728	KWH	\$4,058.95	\$0.00	\$4,058.95	0.1203	48.68%
Natural Gas	4,851	CCF	\$3,759.36	\$0.00	\$3,759.36	0.7750	45.08%
Water	113	CCF	\$289.11	\$0.00	\$289.11	2.5585	3.47%
Sewer	84	CCF	\$231.16	\$0.00	\$231.16	2.7519	2.77%
Total Cost:			\$8,338.58	\$0.00	\$8,338.58		



Filters: Cost Center Name Not One Of DoNotReport; Billing Period Equal To 201002

elpaso

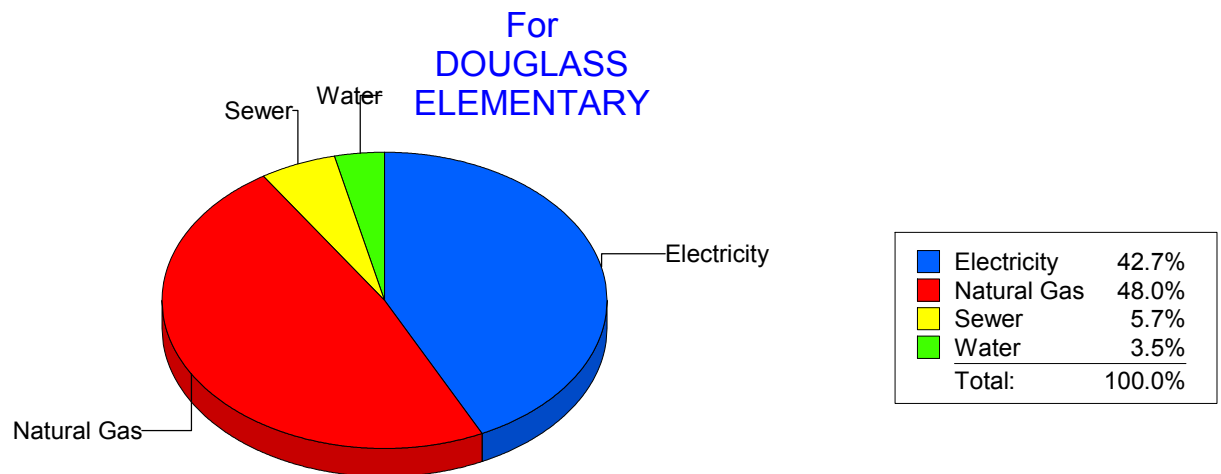
Energy CAP

Cost Avoidance Program

Cost Summary Graph

Grouped by Energy Type

Energy Type	Use	Units	Meter Cost	Special Charges	Total Cost	Avg Unit Cost	% of Total Cost
Site: DOUGLASS ELEMENTARY - DOUGLASS ELEMENTARY							
Electricity	35,177	KWH	\$4,154.88	\$0.00	\$4,154.88	0.1181	42.74%
Natural Gas	6,076	CCF	\$4,671.22	\$0.00	\$4,671.22	0.7688	48.05%
Water	134	CCF	\$343.46	\$0.00	\$343.46	2.5631	3.53%
Sewer	300	CCF	\$552.68	\$0.00	\$552.68	1.8423	5.68%
Total Cost:			\$9,722.24	\$0.00	\$9,722.24		



Filters: Cost Center Name Not One Of DoNotReport; Billing Period Equal To 201002

elpaso

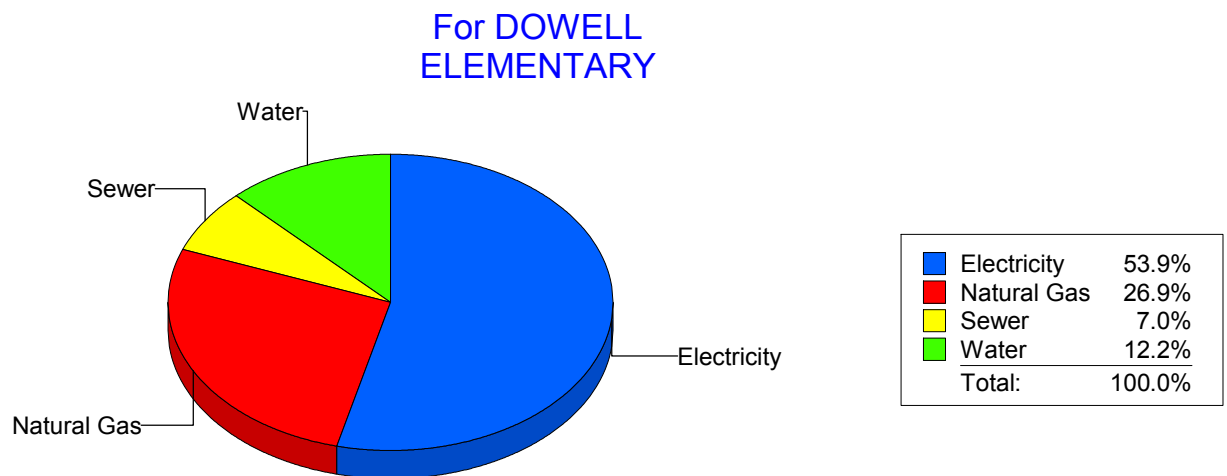
Energy CAP

Cost Avoidance Program

Cost Summary Graph

Grouped by Energy Type

Energy Type	Use	Units	Meter Cost	Special Charges	Total Cost	Avg Unit Cost	% of Total Cost
Site: DOWELL ELEMENTARY - DOWELL ELEMENTARY							
Electricity	27,043	KWH	\$3,250.72	\$0.00	\$3,250.72	0.1202	53.94%
Natural Gas	2,080	CCF	\$1,620.79	\$0.00	\$1,620.79	0.7792	26.89%
Water	364	CCF	\$736.34	\$0.00	\$736.34	2.0229	12.22%
Sewer	291	CCF	\$419.05	\$0.00	\$419.05	1.4400	6.95%
Total Cost:			\$6,026.90	\$0.00	\$6,026.90		



Filters: Cost Center Name Not One Of DoNotReport; Billing Period Equal To 201002

elpaso

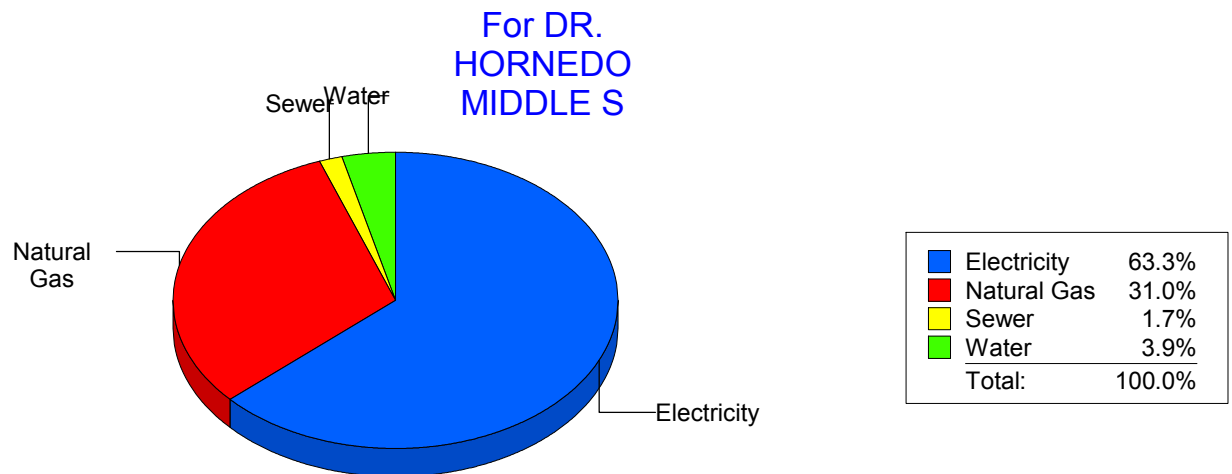
Energy CAP

Cost Avoidance Program

Cost Summary Graph

Grouped by Energy Type

Energy Type	Use	Units	Meter Cost	Special Charges	Total Cost	Avg Unit Cost	% of Total Cost
Site: DR. HORNEDO MIDDLE S - DR. HORNEDO MIDDLE S							
Electricity	146,000	KWH	\$15,879.50	\$0.00	\$15,879.50	0.1088	63.34%
Natural Gas	10,222	CCF	\$7,765.19	\$0.00	\$7,765.19	0.7597	30.97%
Water	674	CCF	\$988.74	\$0.00	\$988.74	1.4670	3.94%
Sewer	178	CCF	\$438.01	\$0.00	\$438.01	2.4607	1.75%
Total Cost:			\$25,071.44	\$0.00	\$25,071.44		



Filters: Cost Center Name Not One Of DoNotReport; Billing Period Equal To 201002

elpaso

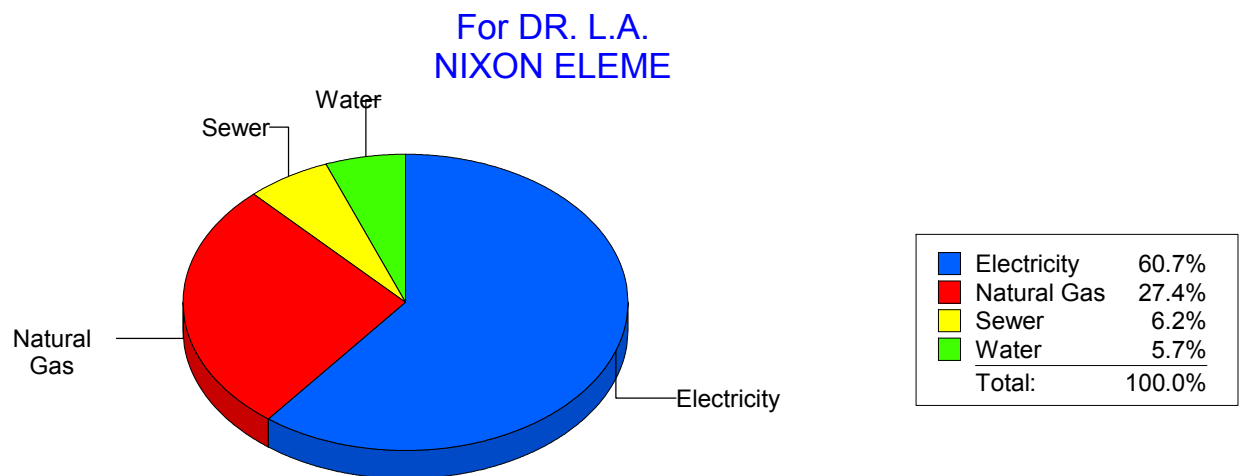
Energy CAP

Cost Avoidance Program

Cost Summary Graph

Grouped by Energy Type

Energy Type	Use	Units	Meter Cost	Special Charges	Total Cost	Avg Unit Cost	% of Total Cost
Site: DR. L.A. NIXON ELEME - DR. L.A. NIXON ELEME							
Electricity	46,060	KWH	\$5,486.37	\$0.00	\$5,486.37	0.1191	60.66%
Natural Gas	3,172	CCF	\$2,480.89	\$0.00	\$2,480.89	0.7821	27.43%
Water	199	CCF	\$518.68	\$0.00	\$518.68	2.6064	5.74%
Sewer	243	CCF	\$557.94	\$0.00	\$557.94	2.2960	6.17%
Total Cost:			\$9,043.88	\$0.00	\$9,043.88		



Filters: Cost Center Name Not One Of DoNotReport; Billing Period Equal To 201002

elpaso

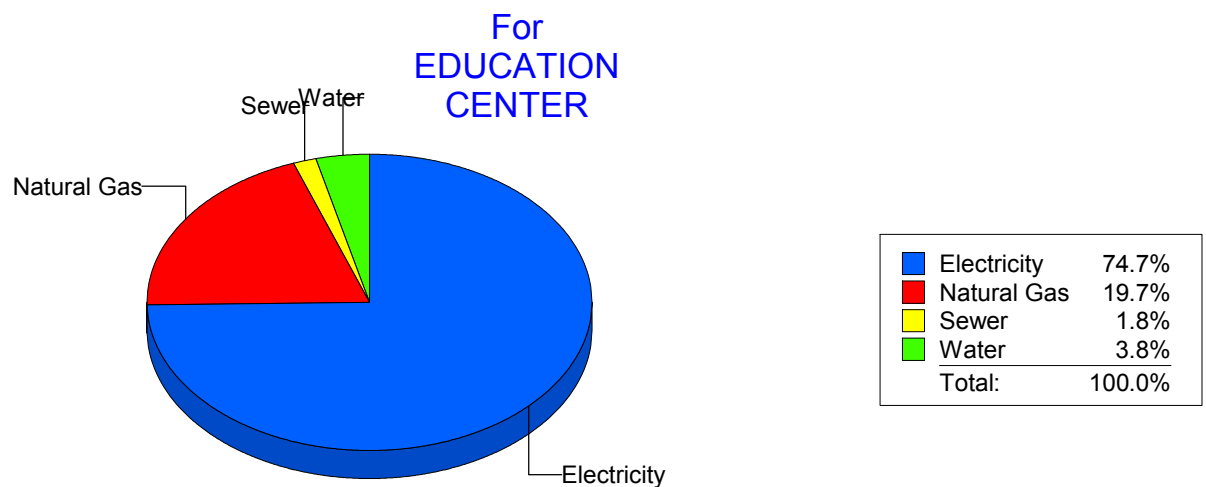
Energy CAP

Cost Avoidance Program

Cost Summary Graph

Grouped by Energy Type

Energy Type	Use	Units	Meter Cost	Special Charges	Total Cost	Avg Unit Cost	% of Total Cost
Site: EDUCATION CENTER - EDUCATION CENTER							
Electricity	261,188	KWH	\$26,167.75	\$0.00	\$26,167.75	0.1002	74.66%
Natural Gas	9,094	CCF	\$6,915.22	\$0.00	\$6,915.22	0.7604	19.73%
Water	536	CCF	\$1,348.86	\$0.00	\$1,348.86	2.5165	3.85%
Sewer	242	CCF	\$618.91	\$0.00	\$618.91	2.5575	1.77%
Total Cost:			\$35,050.74	\$0.00	\$35,050.74		



Filters: Cost Center Name Not One Of DoNotReport; Billing Period Equal To 201002

elpaso

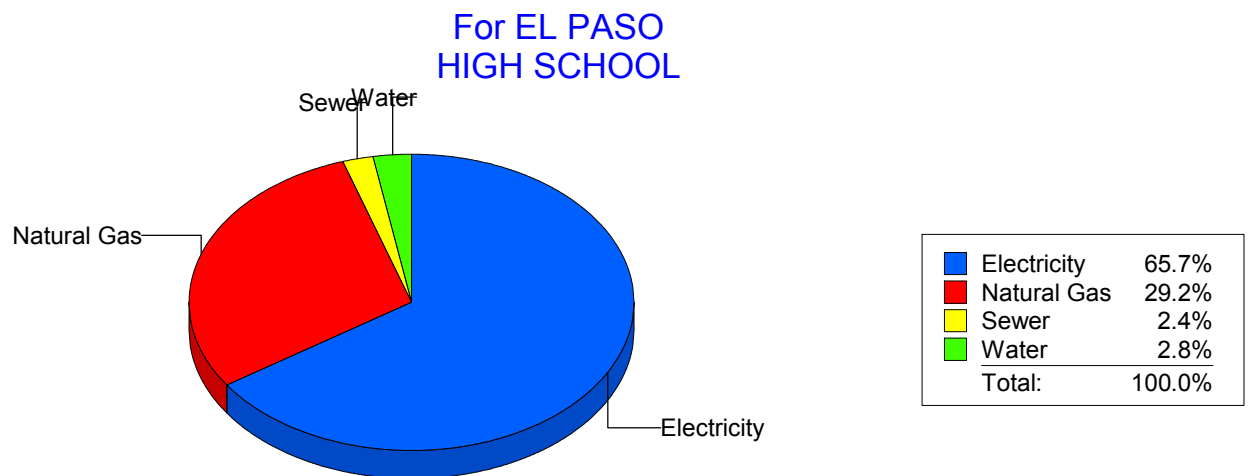
Energy CAP

Cost Avoidance Program

Cost Summary Graph

Grouped by Energy Type

Energy Type	Use	Units	Meter Cost	Special Charges	Total Cost	Avg Unit Cost	% of Total Cost
Site: EL PASO HIGH SCHOOL - EL PASO HIGH SCHOOL							
Electricity	152,604	KWH	\$19,555.90	\$0.00	\$19,555.90	0.1281	65.68%
Natural Gas	11,185	CCF	\$8,690.45	\$0.00	\$8,690.45	0.7770	29.19%
Water	289	CCF	\$819.88	\$0.00	\$819.88	2.8370	2.75%
Sewer	283	CCF	\$708.97	\$0.00	\$708.97	2.5052	2.38%
Total Cost:			\$29,775.20	\$0.00	\$29,775.20		



Filters: Cost Center Name Not One Of DoNotReport; Billing Period Equal To 201002

elpaso

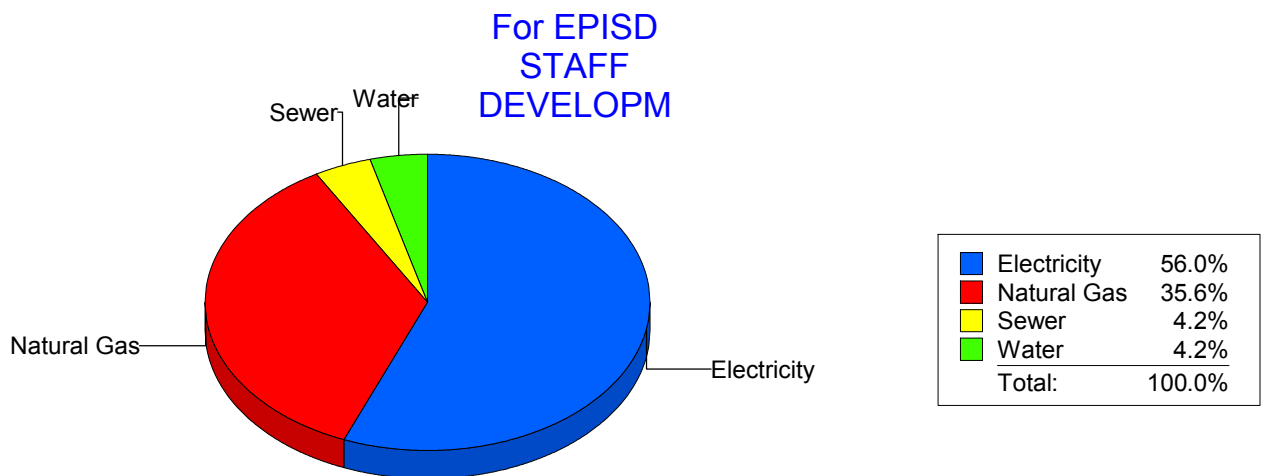
Energy CAP

Cost Avoidance Program

Cost Summary Graph

Grouped by Energy Type

Energy Type	Use	Units	Meter Cost	Special Charges	Total Cost	Avg Unit Cost	% of Total Cost
Site: EPISD STAFF DEVELOPM - EPISD STAFF DEVELOPM							
Electricity	11,760	KWH	\$1,308.44	\$0.00	\$1,308.44	0.1113	56.01%
Natural Gas	1,048	CCF	\$832.55	\$0.00	\$832.55	0.7944	35.64%
Water	23	CCF	\$97.49	\$0.00	\$97.49	4.2387	4.17%
Sewer	38	CCF	\$97.74	\$0.00	\$97.74	2.5721	4.18%
Total Cost:			\$2,336.22	\$0.00	\$2,336.22		



Filters: Cost Center Name Not One Of DoNotReport; Billing Period Equal To 201002

elpaso

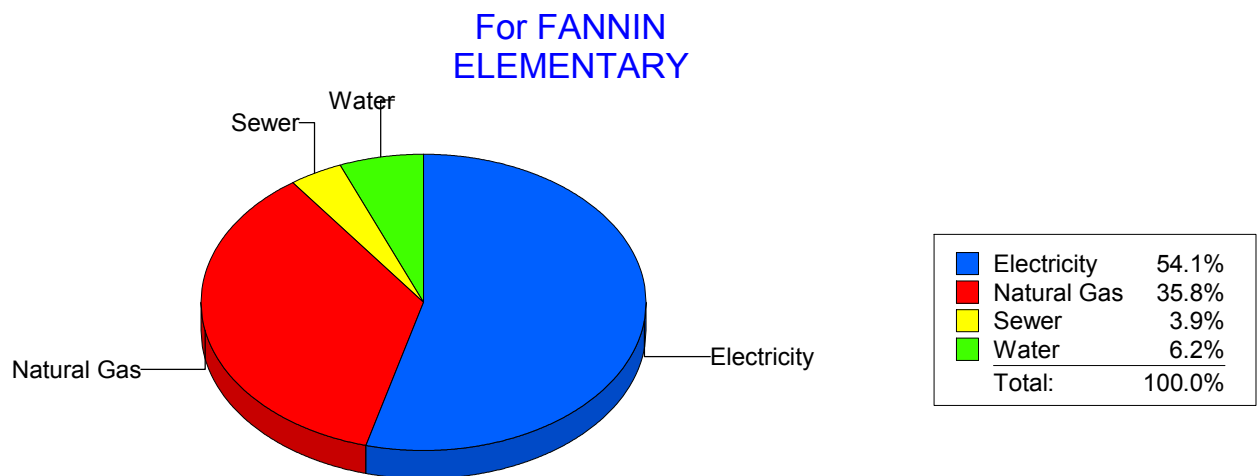
Energy CAP

Cost Avoidance Program

Cost Summary Graph

Grouped by Energy Type

Energy Type	Use	Units	Meter Cost	Special Charges	Total Cost	Avg Unit Cost	% of Total Cost
Site: FANNIN ELEMENTARY - FANNIN ELEMENTARY							
Electricity	35,697	KWH	\$4,820.70	\$0.00	\$4,820.70	0.1350	54.06%
Natural Gas	4,068	CCF	\$3,194.24	\$0.00	\$3,194.24	0.7852	35.82%
Water	164	CCF	\$550.81	\$0.00	\$550.81	3.3586	6.18%
Sewer	120	CCF	\$352.25	\$0.00	\$352.25	2.9354	3.95%
Total Cost:			\$8,918.00	\$0.00	\$8,918.00		



Filters: Cost Center Name Not One Of DoNotReport; Billing Period Equal To 201002

elpaso

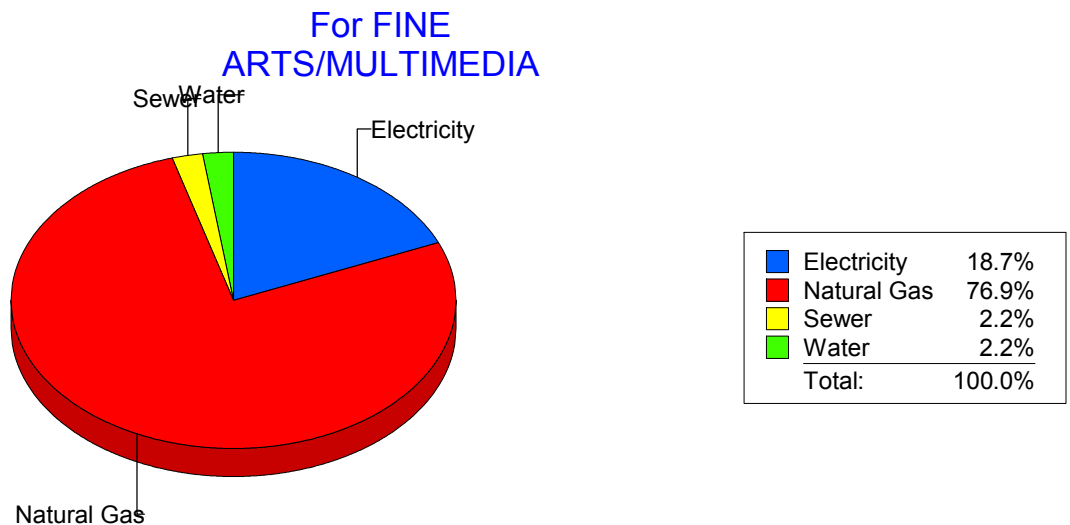
Energy CAP

Cost Avoidance Program

Cost Summary Graph

Grouped by Energy Type

Energy Type	Use	Units	Meter Cost	Special Charges	Total Cost	Avg Unit Cost	% of Total Cost
Site: FINE ARTS/MULTIMEDIA - FINE ARTS/MULTIMEDIA							
Electricity	8,764	KWH	\$1,192.73	\$0.00	\$1,192.73	0.1361	18.71%
Natural Gas	6,423	CCF	\$4,902.60	\$0.00	\$4,902.60	0.7633	76.90%
Water	55	CCF	\$142.38	\$0.00	\$142.38	2.5887	2.23%
Sewer	59	CCF	\$137.17	\$0.00	\$137.17	2.3249	2.15%
Total Cost:			\$6,374.88	\$0.00	\$6,374.88		



Filters: Cost Center Name Not One Of DoNotReport; Billing Period Equal To 201002

elpaso

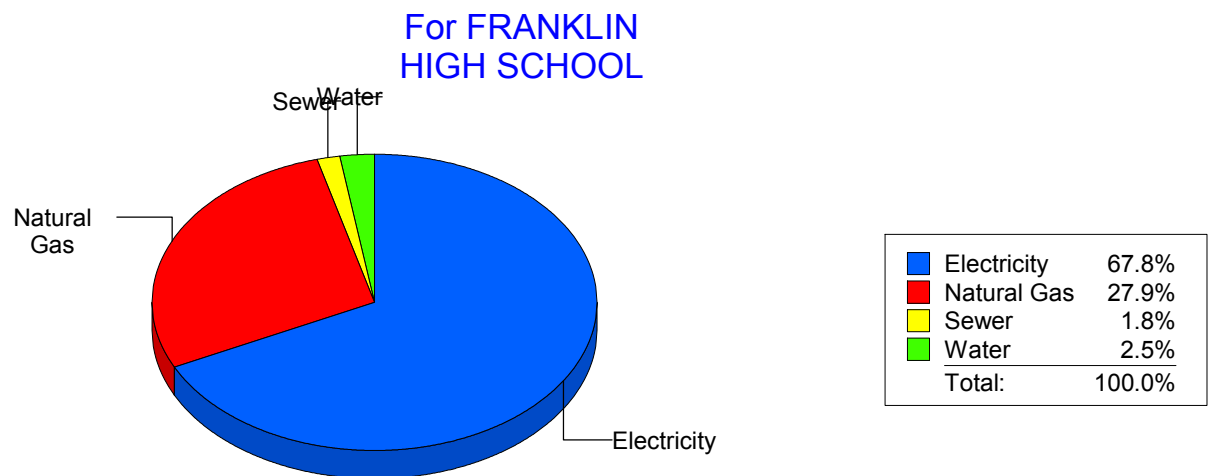
Energy CAP

Cost Avoidance Program

Cost Summary Graph

Grouped by Energy Type

Energy Type	Use	Units	Meter Cost	Special Charges	Total Cost	Avg Unit Cost	% of Total Cost
Site: FRANKLIN HIGH SCHOOL - FRANKLIN HIGH SCHOOL							
Electricity	252,951	KWH	\$28,808.66	\$0.00	\$28,808.66	0.1139	67.81%
Natural Gas	15,623	CCF	\$11,867.96	\$0.00	\$11,867.96	0.7596	27.94%
Water	573	CCF	\$1,060.69	\$0.00	\$1,060.69	1.8511	2.50%
Sewer	421	CCF	\$746.62	\$0.00	\$746.62	1.7734	1.76%
Total Cost:			\$42,483.93	\$0.00	\$42,483.93		



Filters: Cost Center Name Not One Of DoNotReport; Billing Period Equal To 201002

elpaso

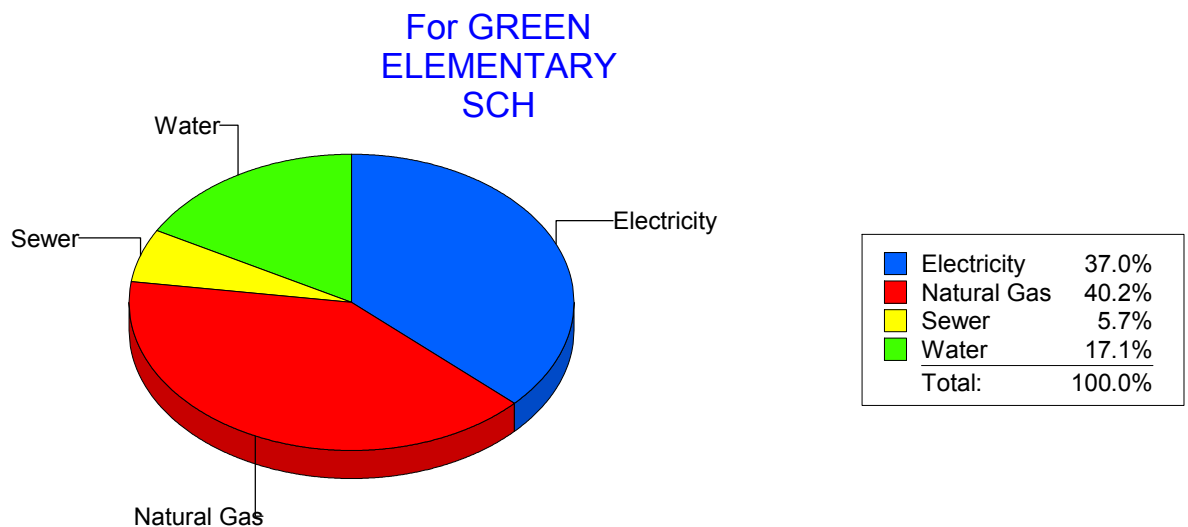
Energy CAP

Cost Avoidance Program

Cost Summary Graph

Grouped by Energy Type

Energy Type	Use	Units	Meter Cost	Special Charges	Total Cost	Avg Unit Cost	% of Total Cost
Site: GREEN ELEMENTARY SCH - GREEN ELEMENTARY SCH							
Electricity	27,300	KWH	\$3,288.30	\$0.00	\$3,288.30	0.1205	37.01%
Natural Gas	4,610	CCF	\$3,574.35	\$0.00	\$3,574.35	0.7753	40.23%
Water	524	CCF	\$1,517.51	\$0.00	\$1,517.51	2.8960	17.08%
Sewer	181	CCF	\$504.06	\$0.00	\$504.06	2.7849	5.67%
Total Cost:			\$8,884.22	\$0.00	\$8,884.22		



Filters: Cost Center Name Not One Of DoNotReport; Billing Period Equal To 201002

elpaso

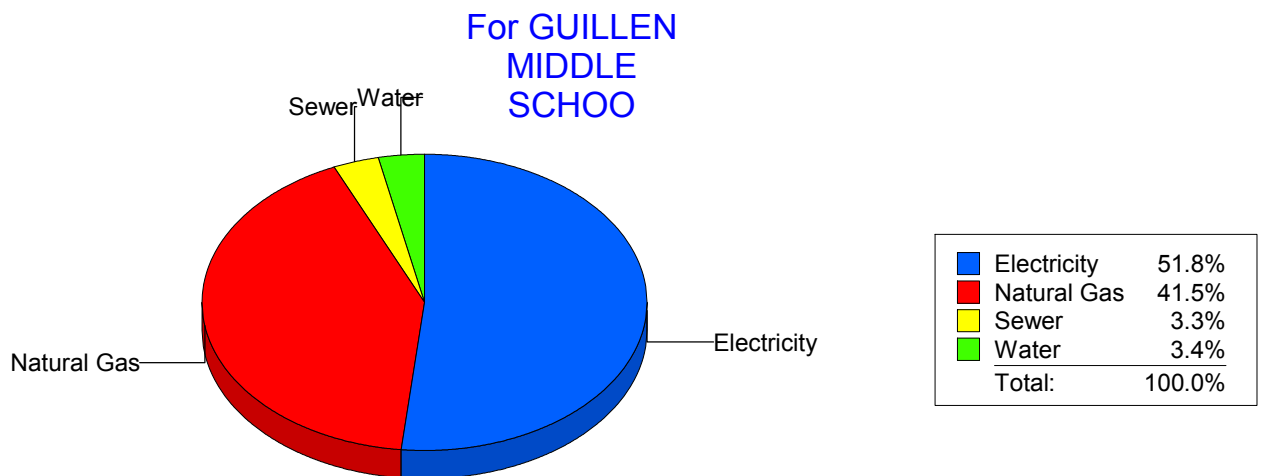
Energy CAP

Cost Avoidance Program

Cost Summary Graph

Grouped by Energy Type

Energy Type	Use	Units	Meter Cost	Special Charges	Total Cost	Avg Unit Cost	% of Total Cost
Site: GUILLEN MIDDLE SCHOO - GUILLEN MIDDLE SCHOO							
Electricity	76,587	KWH	\$8,402.27	\$0.00	\$8,402.27	0.1097	51.77%
Natural Gas	8,761	CCF	\$6,727.12	\$0.00	\$6,727.12	0.7678	41.45%
Water	223	CCF	\$559.33	\$0.00	\$559.33	2.5082	3.45%
Sewer	268	CCF	\$540.21	\$0.00	\$540.21	2.0157	3.33%
Total Cost:			\$16,228.93	\$0.00	\$16,228.93		



Filters: Cost Center Name Not One Of DoNotReport; Billing Period Equal To 201002

elpaso

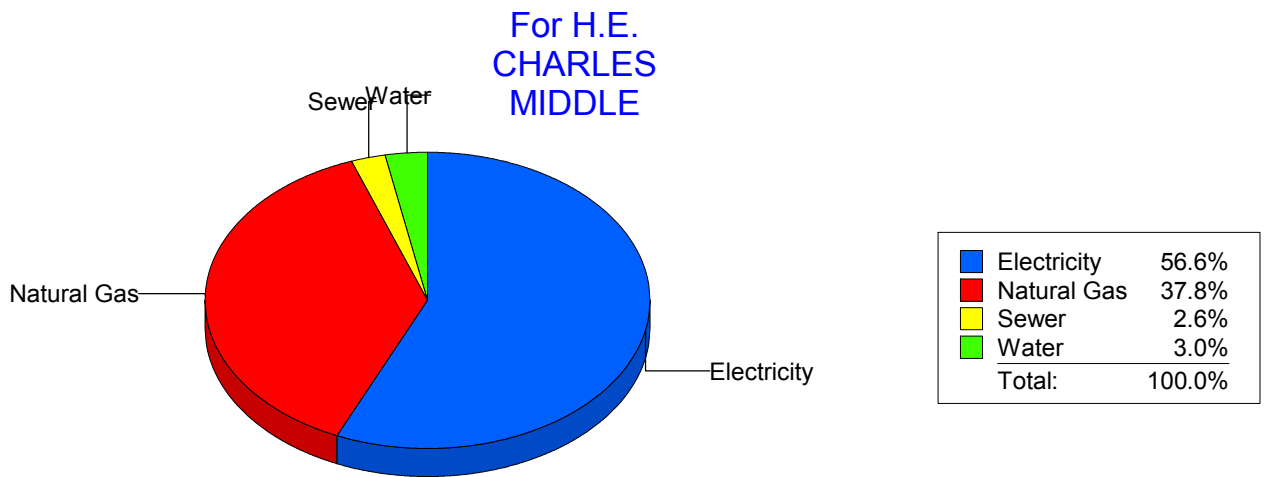
Energy CAP

Cost Avoidance Program

Cost Summary Graph

Grouped by Energy Type

Energy Type	Use	Units	Meter Cost	Special Charges	Total Cost	Avg Unit Cost	% of Total Cost
Site: H.E. CHARLES MIDDLE - H.E. CHARLES MIDDLE							
Electricity	64,750	KWH	\$7,903.11	\$0.00	\$7,903.11	0.1221	56.61%
Natural Gas	6,922	CCF	\$5,278.60	\$0.00	\$5,278.60	0.7626	37.81%
Water	151	CCF	\$412.43	\$0.00	\$412.43	2.7313	2.95%
Sewer	121	CCF	\$365.62	\$0.00	\$365.62	3.0217	2.62%
Total Cost:			\$13,959.76	\$0.00	\$13,959.76		



Filters: Cost Center Name Not One Of DoNotReport; Billing Period Equal To 201002

elpaso

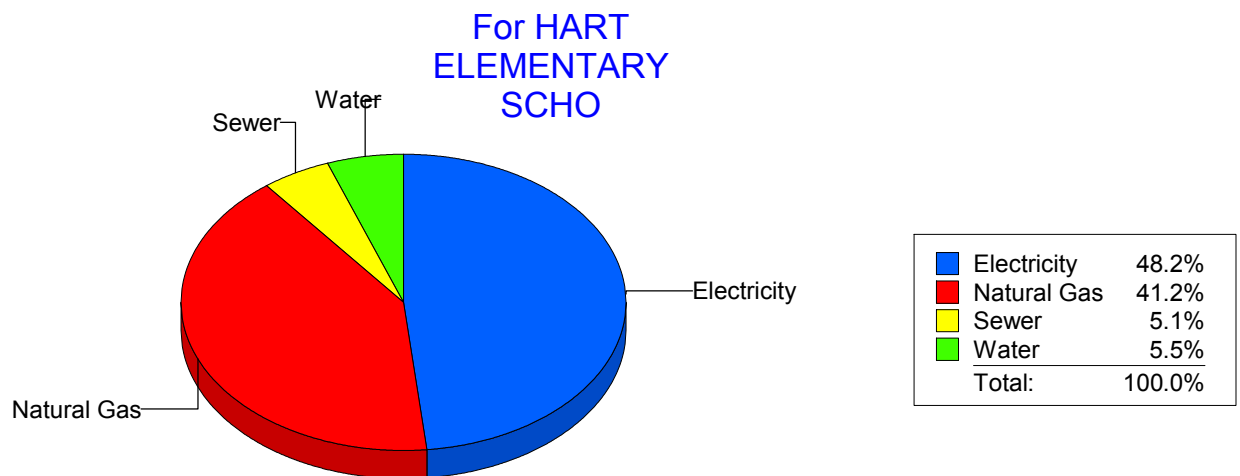
Energy CAP

Cost Avoidance Program

Cost Summary Graph

Grouped by Energy Type

Energy Type	Use	Units	Meter Cost	Special Charges	Total Cost	Avg Unit Cost	% of Total Cost
Site: HART ELEMENTARY SCHO - HART ELEMENTARY SCHO							
Electricity	23,230	KWH	\$3,107.19	\$0.00	\$3,107.19	0.1338	48.20%
Natural Gas	3,438	CCF	\$2,653.38	\$0.00	\$2,653.38	0.7718	41.16%
Water	152	CCF	\$356.29	\$0.00	\$356.29	2.3440	5.53%
Sewer	143	CCF	\$329.33	\$0.00	\$329.33	2.3030	5.11%
Total Cost:			\$6,446.19	\$0.00	\$6,446.19		



Filters: Cost Center Name Not One Of DoNotReport; Billing Period Equal To 201002

elpaso

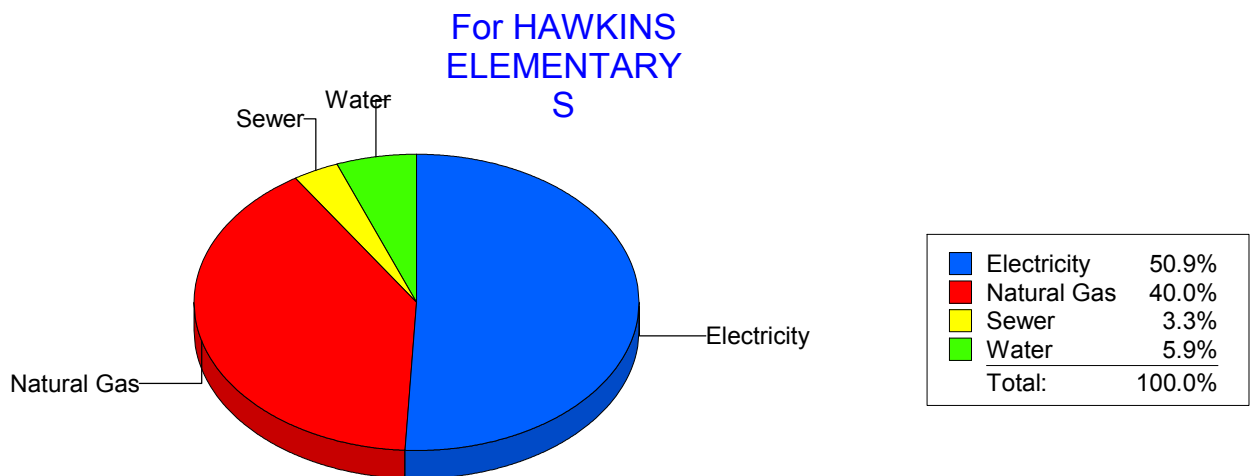
Energy CAP

Cost Avoidance Program

Cost Summary Graph

Grouped by Energy Type

Energy Type	Use	Units	Meter Cost	Special Charges	Total Cost	Avg Unit Cost	% of Total Cost
Site: HAWKINS ELEMENTARY S - HAWKINS ELEMENTARY S							
Electricity	24,847	KWH	\$2,643.89	\$0.00	\$2,643.89	0.1064	50.86%
Natural Gas	2,681	CCF	\$2,079.71	\$0.00	\$2,079.71	0.7757	40.01%
Water	65	CCF	\$304.58	\$0.00	\$304.58	4.6858	5.86%
Sewer	36	CCF	\$170.20	\$0.00	\$170.20	4.7278	3.27%
Total Cost:			\$5,198.38	\$0.00	\$5,198.38		



Filters: Cost Center Name Not One Of DoNotReport; Billing Period Equal To 201002

elpaso

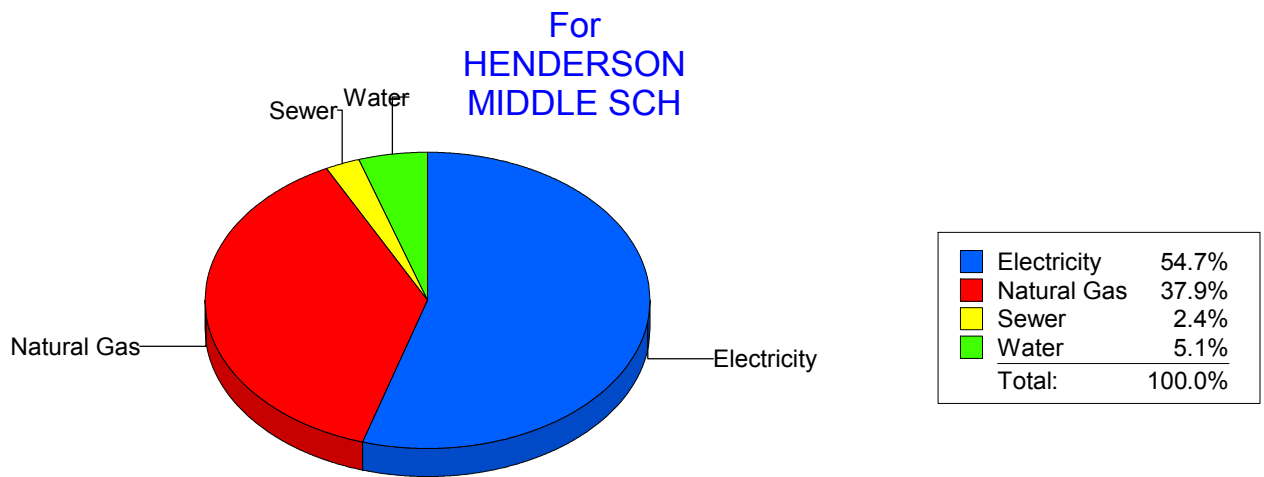
Energy CAP

Cost Avoidance Program

Cost Summary Graph

Grouped by Energy Type

Energy Type	Use	Units	Meter Cost	Special Charges	Total Cost	Avg Unit Cost	% of Total Cost
Site: HENDERSON MIDDLE SCH - HENDERSON MIDDLE SCH							
Electricity	53,771	KWH	\$6,080.99	\$0.00	\$6,080.99	0.1131	54.68%
Natural Gas	5,503	CCF	\$4,209.37	\$0.00	\$4,209.37	0.7649	37.85%
Water	258	CCF	\$567.52	\$0.00	\$567.52	2.1997	5.10%
Sewer	158	CCF	\$262.90	\$0.00	\$262.90	1.6639	2.36%
Total Cost:			\$11,120.78	\$0.00	\$11,120.78		



Filters: Cost Center Name Not One Of DoNotReport; Billing Period Equal To 201002

elpaso

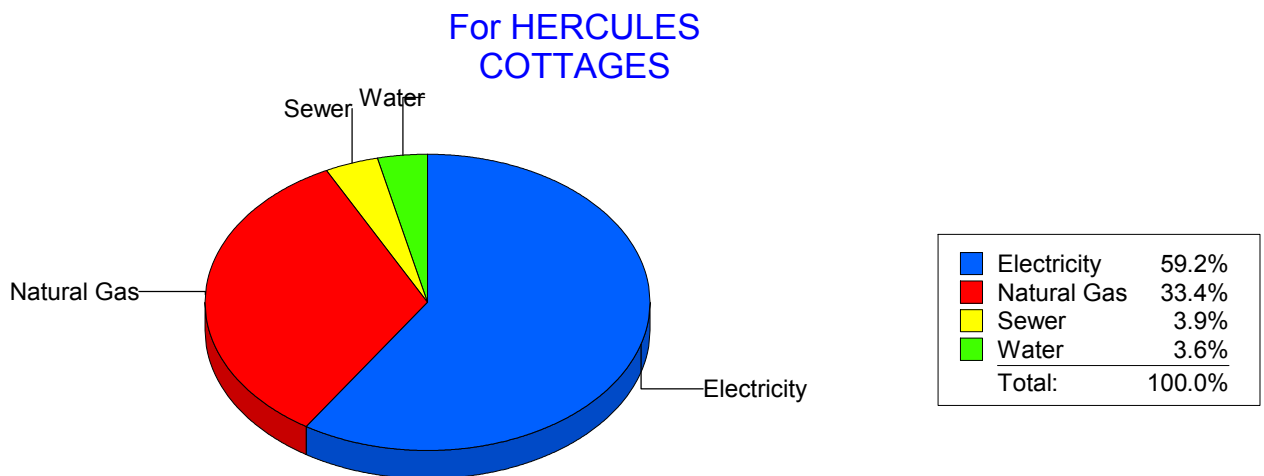
Energy CAP

Cost Avoidance Program

Cost Summary Graph

Grouped by Energy Type

Energy Type	Use	Units	Meter Cost	Special Charges	Total Cost	Avg Unit Cost	% of Total Cost
Site: HERCULES COTTAGES - HERCULES COTTAGES							
Electricity	5,437	KWH	\$897.13	\$0.00	\$897.13	0.1650	59.16%
Natural Gas	504	CCF	\$505.91	\$0.00	\$505.91	1.0038	33.36%
Water	15	CCF	\$53.85	\$0.00	\$53.85	3.5900	3.55%
Sewer	23	CCF	\$59.54	\$0.00	\$59.54	2.5887	3.93%
Total Cost:			\$1,516.43	\$0.00	\$1,516.43		



Filters: Cost Center Name Not One Of DoNotReport; Billing Period Equal To 201002

elpaso

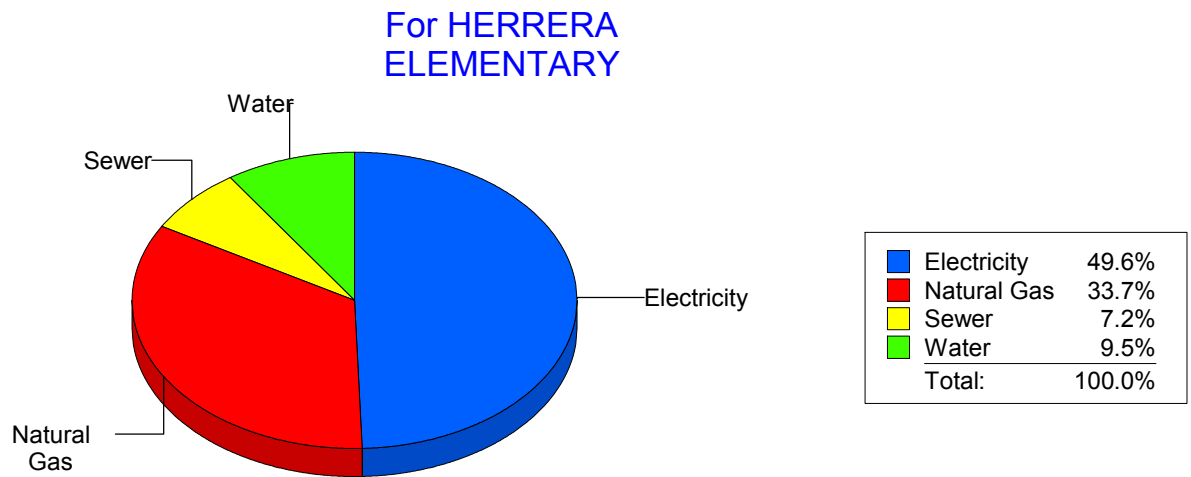
Energy CAP

Cost Avoidance Program

Cost Summary Graph

Grouped by Energy Type

Energy Type	Use	Units	Meter Cost	Special Charges	Total Cost	Avg Unit Cost	% of Total Cost
Site: 174 - HERRERA ELEMENTARY							
Electricity	37,800	KWH	\$3,802.11	\$0.00	\$3,802.11	0.1006	49.55%
Natural Gas	3,353	CCF	\$2,589.32	\$0.00	\$2,589.32	0.7722	33.75%
Water	181	CCF	\$726.52	\$0.00	\$726.52	4.0139	9.47%
Sewer	270	CCF	\$554.85	\$0.00	\$554.85	2.0550	7.23%
Total Cost:			\$7,672.80	\$0.00	\$7,672.80		



Filters: Cost Center Name Not One Of DoNotReport; Billing Period Equal To 201002

elpaso

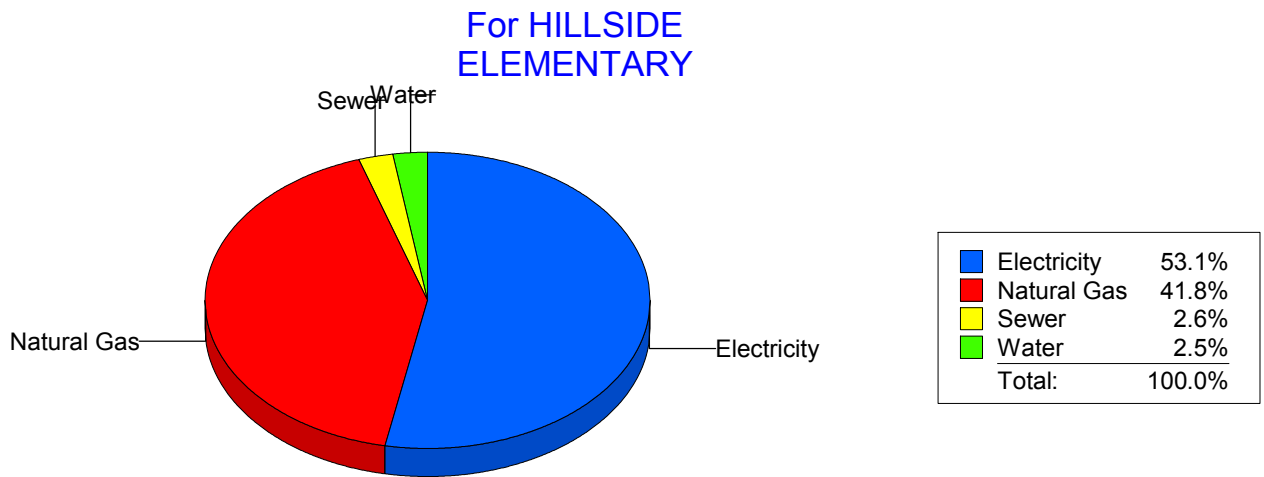
Energy CAP

Cost Avoidance Program

Cost Summary Graph

Grouped by Energy Type

Energy Type	Use	Units	Meter Cost	Special Charges	Total Cost	Avg Unit Cost	% of Total Cost
Site: HILLSIDE ELEMENTARY - HILLSIDE ELEMENTARY							
Electricity	45,426	KWH	\$6,017.52	\$0.00	\$6,017.52	0.1325	53.13%
Natural Gas	6,055	CCF	\$4,728.71	\$0.00	\$4,728.71	0.7810	41.75%
Water	107	CCF	\$280.34	\$0.00	\$280.34	2.6200	2.48%
Sewer	78	CCF	\$298.91	\$0.00	\$298.91	3.8322	2.64%
Total Cost:			\$11,325.48	\$0.00	\$11,325.48		



Filters: Cost Center Name Not One Of DoNotReport; Billing Period Equal To 201002

el Paso

Energy CAP

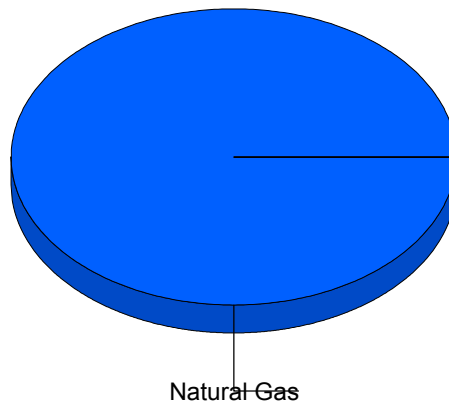
Cost Avoidance Program

Cost Summary Graph

Grouped by Energy Type

Energy Type	Use	Units	Meter Cost	Special Charges	Total Cost	Avg Unit Cost	% of Total Cost
Site: 882 - HONDO PASS COTTAGES							
Natural Gas	291	CCF	\$250.14	\$0.00	\$250.14	0.8596	100.00%
Total Cost:			\$250.14	\$0.00	\$250.14		

For HONDO
PASS
COTTAGES



■	Natural Gas	100.0%
	Total:	100.0%

Filters: Cost Center Name Not One Of DoNotReport; Billing Period Equal To 201002

elpaso

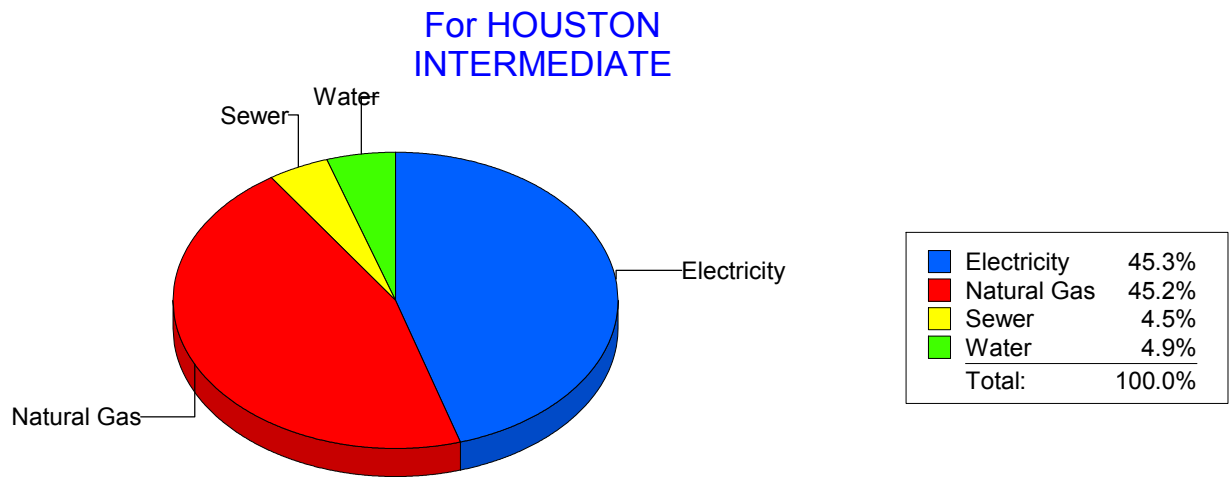
Energy CAP

Cost Avoidance Program

Cost Summary Graph

Grouped by Energy Type

Energy Type	Use	Units	Meter Cost	Special Charges	Total Cost	Avg Unit Cost	% of Total Cost
Site: HOUSTON INTERMEDIATE - HOUSTON INTERMEDIATE							
Electricity	22,917	KWH	\$2,907.45	\$0.00	\$2,907.45	0.1269	45.35%
Natural Gas	3,677	CCF	\$2,896.49	\$0.00	\$2,896.49	0.7877	45.18%
Water	81	CCF	\$315.97	\$0.00	\$315.97	3.9009	4.93%
Sewer	64	CCF	\$291.24	\$0.00	\$291.24	4.5506	4.54%
Total Cost:			\$6,411.15	\$0.00	\$6,411.15		



Filters: Cost Center Name Not One Of DoNotReport; Billing Period Equal To 201002

elpaso

Energy CAP

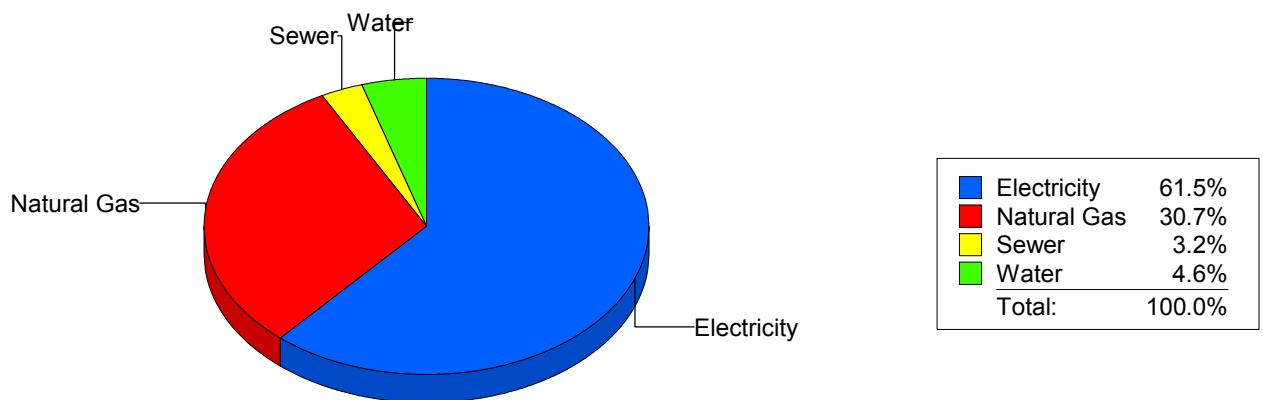
Cost Avoidance Program

Cost Summary Graph

Grouped by Energy Type

Energy Type	Use	Units	Meter Cost	Special Charges	Total Cost	Avg Unit Cost	% of Total Cost
Site: MOYE - HR Moye							
Electricity	48,960	KWH	\$6,224.43	\$0.00	\$6,224.43	0.1271	61.45%
Natural Gas	4,048	CCF	\$3,113.02	\$0.00	\$3,113.02	0.7690	30.73%
Water	121	CCF	\$468.89	\$0.00	\$468.89	3.8751	4.63%
Sewer	87	CCF	\$322.44	\$0.00	\$322.44	3.7062	3.18%
Total Cost:			\$10,128.78	\$0.00	\$10,128.78		

For HR Moye



Filters: Cost Center Name Not One Of DoNotReport; Billing Period Equal To 201002

elpaso

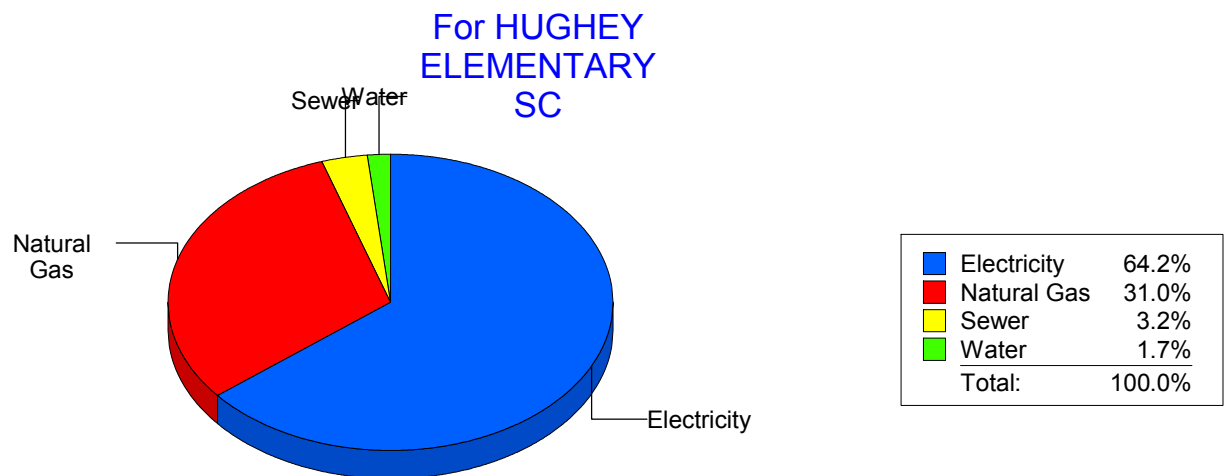
Energy CAP

Cost Avoidance Program

Cost Summary Graph

Grouped by Energy Type

Energy Type	Use	Units	Meter Cost	Special Charges	Total Cost	Avg Unit Cost	% of Total Cost
Site: HUGHEY ELEMENTARY SC - HUGHEY ELEMENTARY SC							
Electricity	33,960	KWH	\$4,834.19	\$0.00	\$4,834.19	0.1423	64.17%
Natural Gas	3,013	CCF	\$2,333.13	\$0.00	\$2,333.13	0.7744	30.97%
Water	43	CCF	\$124.98	\$0.00	\$124.98	2.9065	1.66%
Sewer	141	CCF	\$241.31	\$0.00	\$241.31	1.7114	3.20%
Total Cost:			\$7,533.61	\$0.00	\$7,533.61		



Filters: Cost Center Name Not One Of DoNotReport; Billing Period Equal To 201002

elpaso

Energy CAP

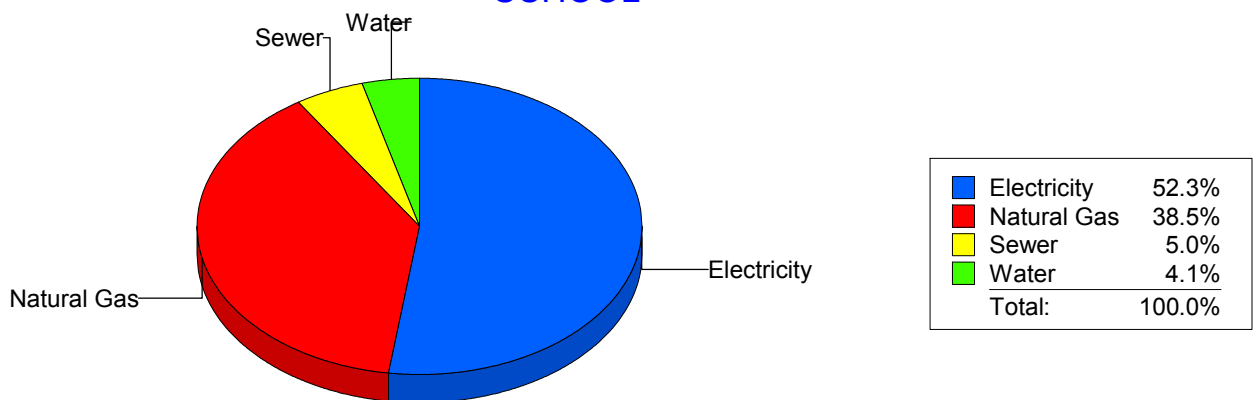
Cost Avoidance Program

Cost Summary Graph

Grouped by Energy Type

Energy Type	Use	Units	Meter Cost	Special Charges	Total Cost	Avg Unit Cost	% of Total Cost
Site: IRVIN HIGH SCHOOL - IRVIN HIGH SCHOOL							
Electricity	128,713	KWH	\$13,472.52	\$0.00	\$13,472.52	0.1047	52.34%
Natural Gas	13,043	CCF	\$9,918.53	\$0.00	\$9,918.53	0.7604	38.53%
Water	639	CCF	\$1,051.74	\$0.00	\$1,051.74	1.6459	4.09%
Sewer	914	CCF	\$1,298.39	\$0.00	\$1,298.39	1.4206	5.04%
Total Cost:			\$25,741.18	\$0.00	\$25,741.18		

For IRVIN HIGH SCHOOL



Filters: Cost Center Name Not One Of DoNotReport; Billing Period Equal To 201002

elpaso

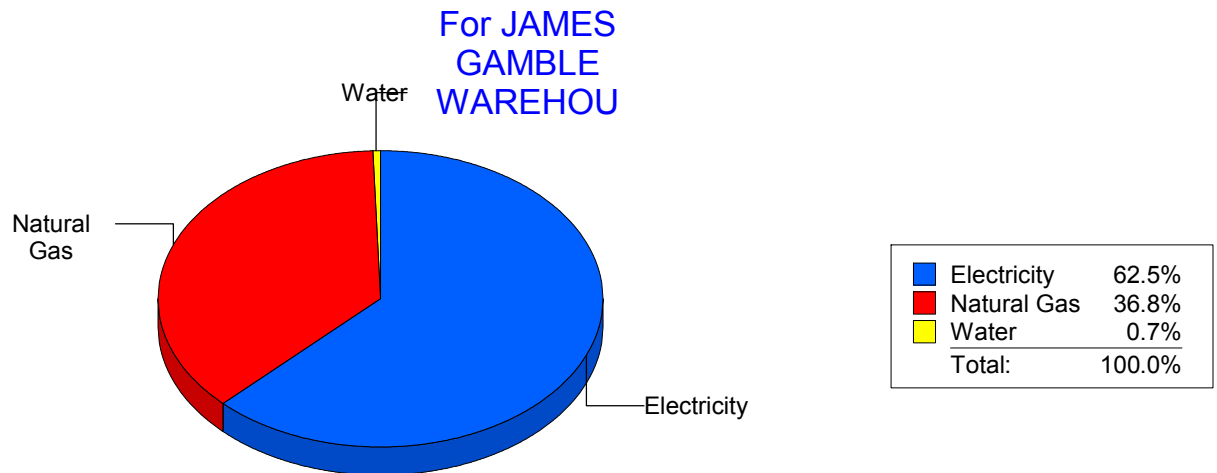
Energy CAP

Cost Avoidance Program

Cost Summary Graph

Grouped by Energy Type

Energy Type	Use	Units	Meter Cost	Special Charges	Total Cost	Avg Unit Cost	% of Total Cost
Site: JAMES GAMBLE WAREHOU - JAMES GAMBLE WAREHOU							
Electricity	29,300	KWH	\$3,457.32	\$0.00	\$3,457.32	0.1180	62.51%
Natural Gas	2,626	CCF	\$2,037.48	\$0.00	\$2,037.48	0.7759	36.84%
Water	0	CCF	\$36.36	\$0.00	\$36.36	0.0000	0.66%
Total Cost:			\$5,531.16	\$0.00	\$5,531.16		



Filters: Cost Center Name Not One Of DoNotReport; Billing Period Equal To 201002

elpaso

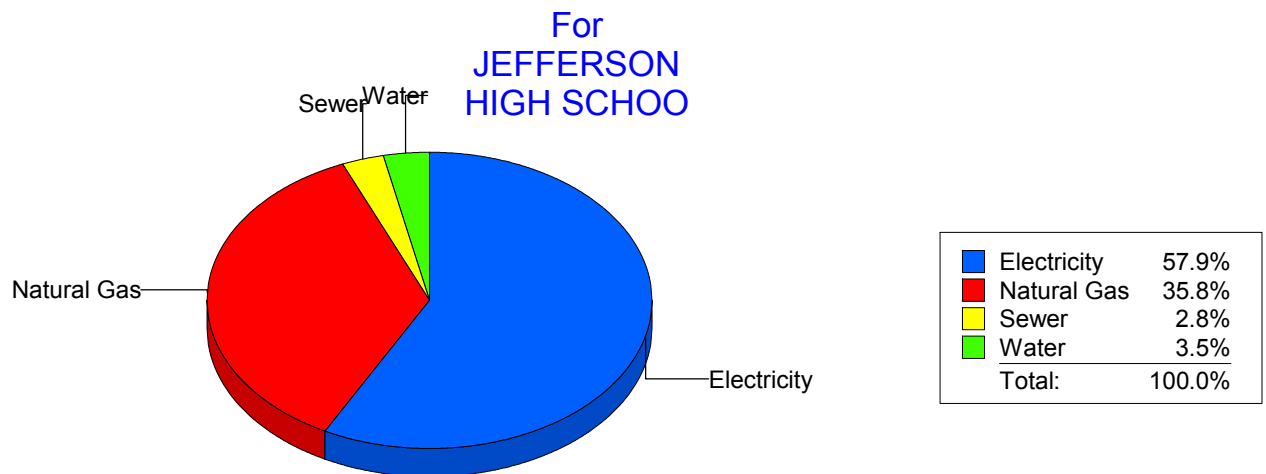
Energy CAP

Cost Avoidance Program

Cost Summary Graph

Grouped by Energy Type

Energy Type	Use	Units	Meter Cost	Special Charges	Total Cost	Avg Unit Cost	% of Total Cost
Site: JEFFERSON HIGH SCHOO - JEFFERSON HIGH SCHOO							
Electricity	117,185	KWH	\$13,218.52	\$0.00	\$13,218.52	0.1128	57.89%
Natural Gas	10,410	CCF	\$8,182.61	\$0.00	\$8,182.61	0.7860	35.84%
Water	342	CCF	\$788.29	\$0.00	\$788.29	2.3049	3.45%
Sewer	236	CCF	\$644.27	\$0.00	\$644.27	2.7300	2.82%
Total Cost:			\$22,833.69	\$0.00	\$22,833.69		



Filters: Cost Center Name Not One Of DoNotReport; Billing Period Equal To 201002

elpaso

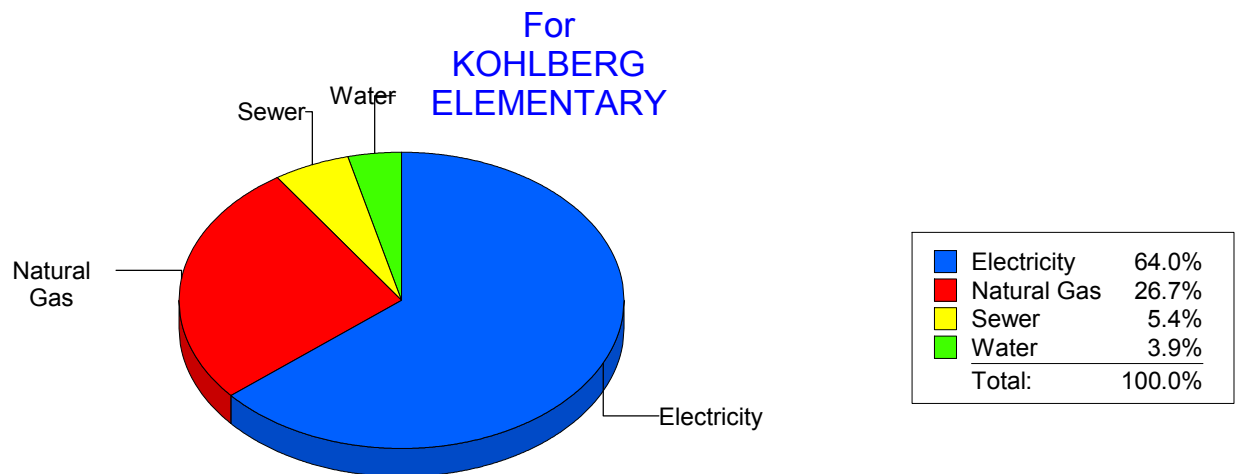
Energy CAP

Cost Avoidance Program

Cost Summary Graph

Grouped by Energy Type

Energy Type	Use	Units	Meter Cost	Special Charges	Total Cost	Avg Unit Cost	% of Total Cost
Site: KOHLBERG ELEMENTARY - KOHLBERG ELEMENTARY							
Electricity	61,700	KWH	\$7,617.05	\$0.00	\$7,617.05	0.1235	63.97%
Natural Gas	4,138	CCF	\$3,180.83	\$0.00	\$3,180.83	0.7687	26.72%
Water	187	CCF	\$460.48	\$0.00	\$460.48	2.4625	3.87%
Sewer	363	CCF	\$648.10	\$0.00	\$648.10	1.7854	5.44%
Total Cost:			\$11,906.46	\$0.00	\$11,906.46		



Filters: Cost Center Name Not One Of DoNotReport; Billing Period Equal To 201002

elpaso

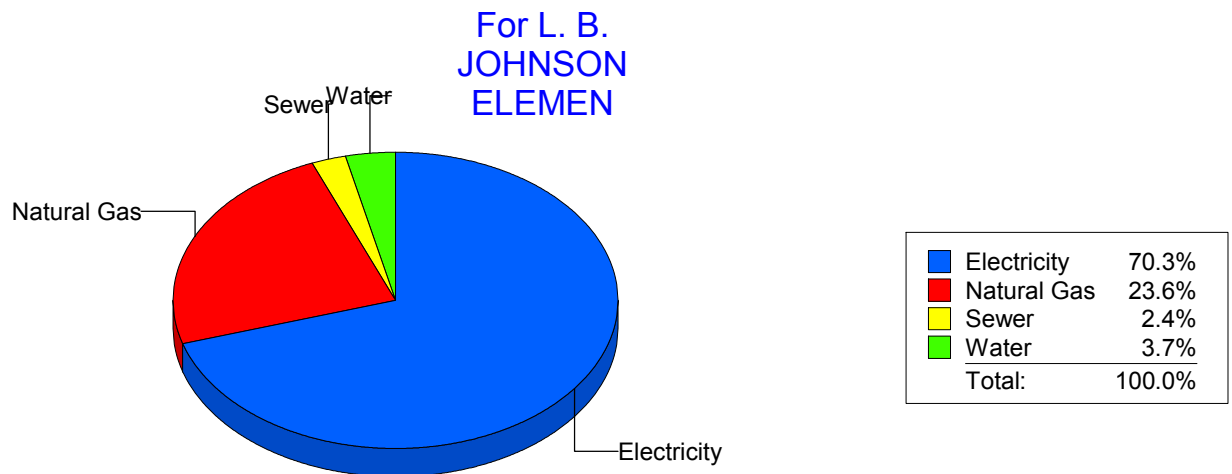
Energy CAP

Cost Avoidance Program

Cost Summary Graph

Grouped by Energy Type

Energy Type	Use	Units	Meter Cost	Special Charges	Total Cost	Avg Unit Cost	% of Total Cost
Site: L. B. JOHNSON ELEMEN - L. B. JOHNSON ELEMEN							
Electricity	60,900	KWH	\$8,057.25	\$0.00	\$8,057.25	0.1323	70.31%
Natural Gas	3,463	CCF	\$2,702.58	\$0.00	\$2,702.58	0.7804	23.58%
Water	208	CCF	\$423.15	\$0.00	\$423.15	2.0344	3.69%
Sewer	109	CCF	\$276.04	\$0.00	\$276.04	2.5325	2.41%
Total Cost:			\$11,459.02	\$0.00	\$11,459.02		



Filters: Cost Center Name Not One Of DoNotReport; Billing Period Equal To 201002

elpaso

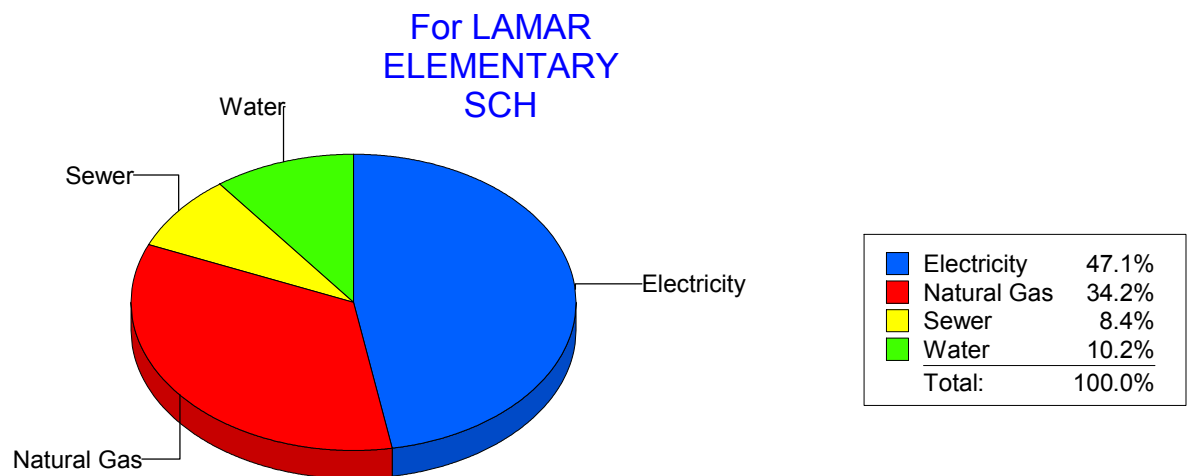
Energy CAP

Cost Avoidance Program

Cost Summary Graph

Grouped by Energy Type

Energy Type	Use	Units	Meter Cost	Special Charges	Total Cost	Avg Unit Cost	% of Total Cost
Site: LAMAR ELEMENTARY SCH - LAMAR ELEMENTARY SCH							
Electricity	28,800	KWH	\$3,503.30	\$0.00	\$3,503.30	0.1216	47.15%
Natural Gas	3,216	CCF	\$2,544.54	\$0.00	\$2,544.54	0.7912	34.24%
Water	307	CCF	\$758.16	\$0.00	\$758.16	2.4696	10.20%
Sewer	226	CCF	\$624.48	\$0.00	\$624.48	2.7632	8.40%
Total Cost:			\$7,430.48	\$0.00	\$7,430.48		



Filters: Cost Center Name Not One Of DoNotReport; Billing Period Equal To 201002

elpaso

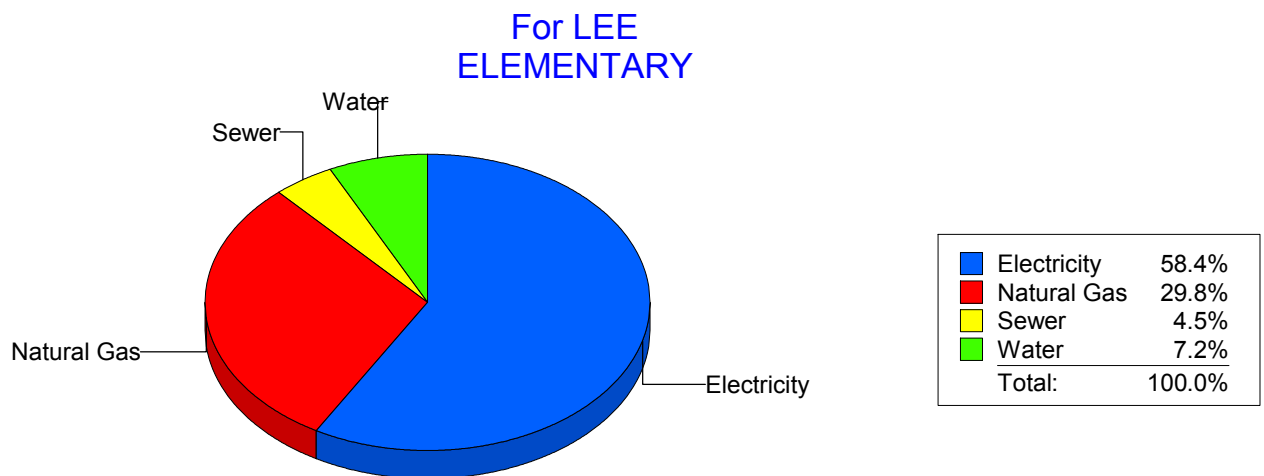
Energy CAP

Cost Avoidance Program

Cost Summary Graph

Grouped by Energy Type

Energy Type	Use	Units	Meter Cost	Special Charges	Total Cost	Avg Unit Cost	% of Total Cost
Site: LEE ELEMENTARY - LEE ELEMENTARY							
Electricity	40,783	KWH	\$5,421.67	\$0.00	\$5,421.67	0.1329	58.43%
Natural Gas	3,521	CCF	\$2,767.96	\$0.00	\$2,767.96	0.7861	29.83%
Water	151	CCF	\$671.57	\$0.00	\$671.57	4.4475	7.24%
Sewer	107	CCF	\$417.54	\$0.00	\$417.54	3.9022	4.50%
Total Cost:			\$9,278.74	\$0.00	\$9,278.74		



Filters: Cost Center Name Not One Of DoNotReport; Billing Period Equal To 201002

elpaso

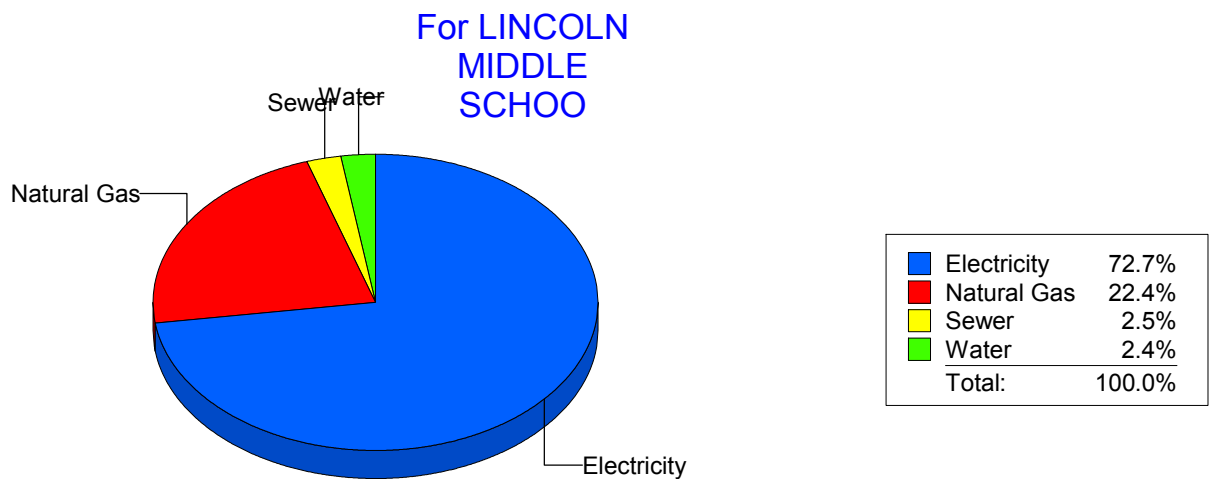
Energy CAP

Cost Avoidance Program

Cost Summary Graph

Grouped by Energy Type

Energy Type	Use	Units	Meter Cost	Special Charges	Total Cost	Avg Unit Cost	% of Total Cost
Site: LINCOLN MIDDLE SCHOO - LINCOLN MIDDLE SCHOO							
Electricity	95,800	KWH	\$13,132.37	\$0.00	\$13,132.37	0.1371	72.66%
Natural Gas	5,292	CCF	\$4,050.39	\$0.00	\$4,050.39	0.7654	22.41%
Water	218	CCF	\$441.29	\$0.00	\$441.29	2.0243	2.44%
Sewer	246	CCF	\$450.03	\$0.00	\$450.03	1.8294	2.49%
Total Cost:			\$18,074.08	\$0.00	\$18,074.08		



Filters: Cost Center Name Not One Of DoNotReport; Billing Period Equal To 201002

elpaso

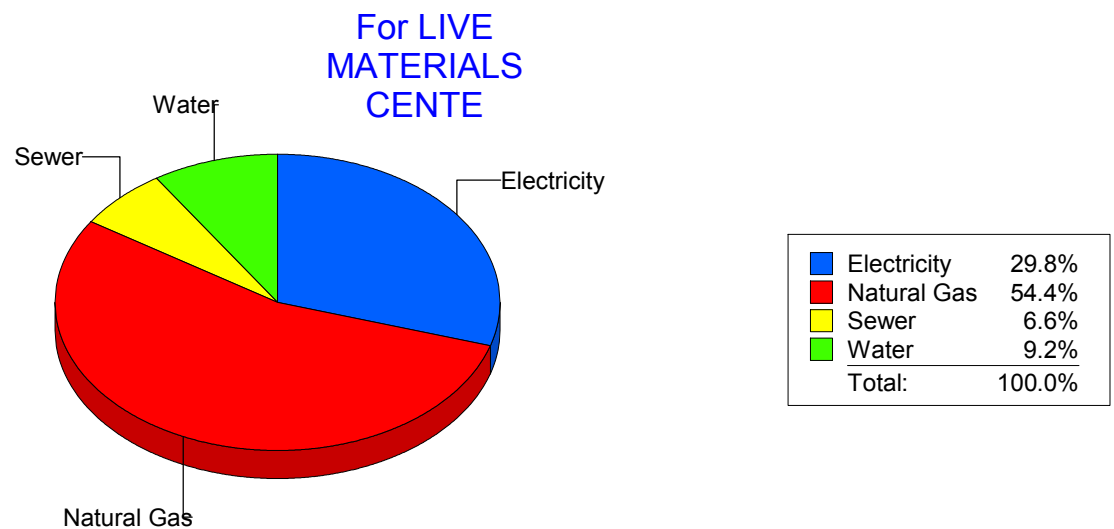
Energy CAP

Cost Avoidance Program

Cost Summary Graph

Grouped by Energy Type

Energy Type	Use	Units	Meter Cost	Special Charges	Total Cost	Avg Unit Cost	% of Total Cost
Site: LIVE MATERIALS CENTE - LIVE MATERIALS CENTE							
Electricity	441	KWH	\$97.08	\$0.00	\$97.08	0.2201	29.78%
Natural Gas	165	CCF	\$177.30	\$0.00	\$177.30	1.0745	54.39%
Water	6	CCF	\$30.10	\$0.00	\$30.10	5.0167	9.23%
Sewer	1	CCF	\$21.49	\$0.00	\$21.49	21.4900	6.59%
Total Cost:			\$325.97	\$0.00	\$325.97		



Filters: Cost Center Name Not One Of DoNotReport; Billing Period Equal To 201002

elpaso

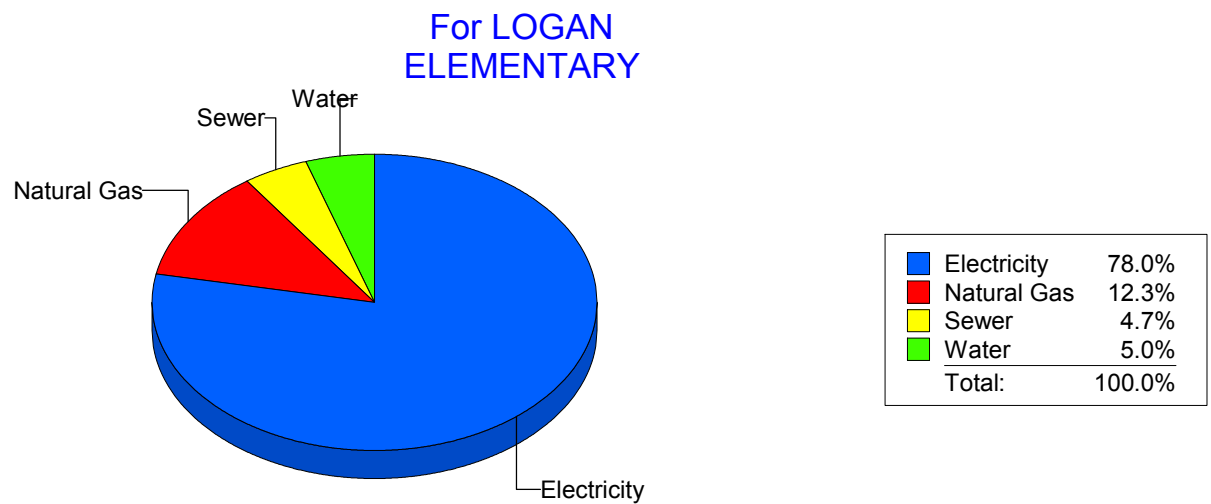
Energy CAP

Cost Avoidance Program

Cost Summary Graph

Grouped by Energy Type

Energy Type	Use	Units	Meter Cost	Special Charges	Total Cost	Avg Unit Cost	% of Total Cost
Site: LOGAN ELEMENTARY - LOGAN ELEMENTARY							
Electricity	24,000	KWH	\$3,217.27	\$0.00	\$3,217.27	0.1341	78.00%
Natural Gas	51	CCF	\$508.03	\$0.00	\$508.03	9.9614	12.32%
Water	99	CCF	\$206.18	\$0.00	\$206.18	2.0826	5.00%
Sewer	103	CCF	\$193.05	\$0.00	\$193.05	1.8743	4.68%
Total Cost:			\$4,124.53	\$0.00	\$4,124.53		



Filters: Cost Center Name Not One Of DoNotReport; Billing Period Equal To 201002

elpaso

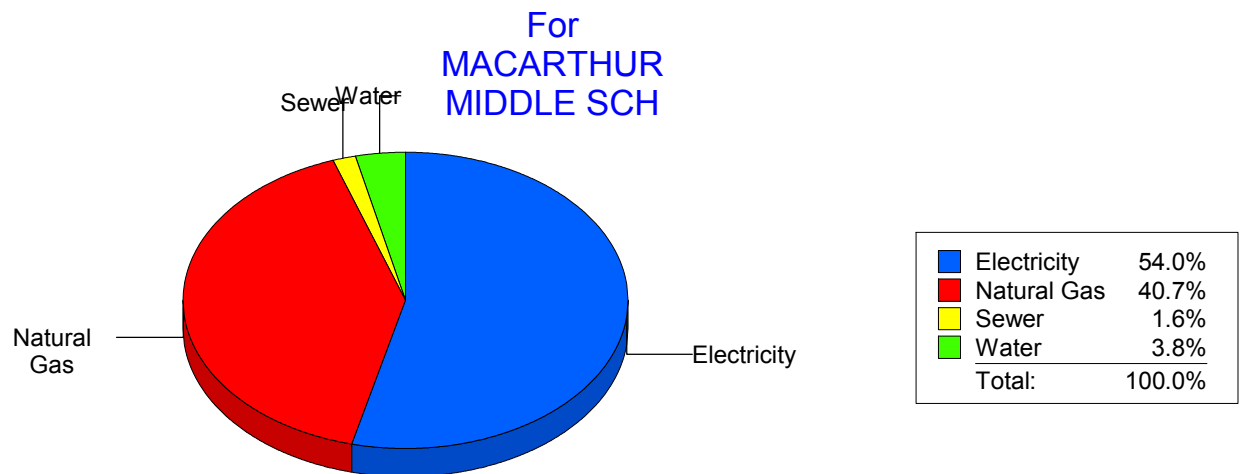
Energy CAP

Cost Avoidance Program

Cost Summary Graph

Grouped by Energy Type

Energy Type	Use	Units	Meter Cost	Special Charges	Total Cost	Avg Unit Cost	% of Total Cost
Site: MACARTHUR MIDDLE SCH - MACARTHUR MIDDLE SCH							
Electricity	73,680	KWH	\$8,827.56	\$0.00	\$8,827.56	0.1198	53.98%
Natural Gas	8,741	CCF	\$6,649.24	\$0.00	\$6,649.24	0.7607	40.66%
Water	206	CCF	\$613.27	\$0.00	\$613.27	2.9770	3.75%
Sewer	99	CCF	\$263.34	\$0.00	\$263.34	2.6600	1.61%
Total Cost:			\$16,353.41	\$0.00	\$16,353.41		



Filters: Cost Center Name Not One Of DoNotReport; Billing Period Equal To 201002

elpaso

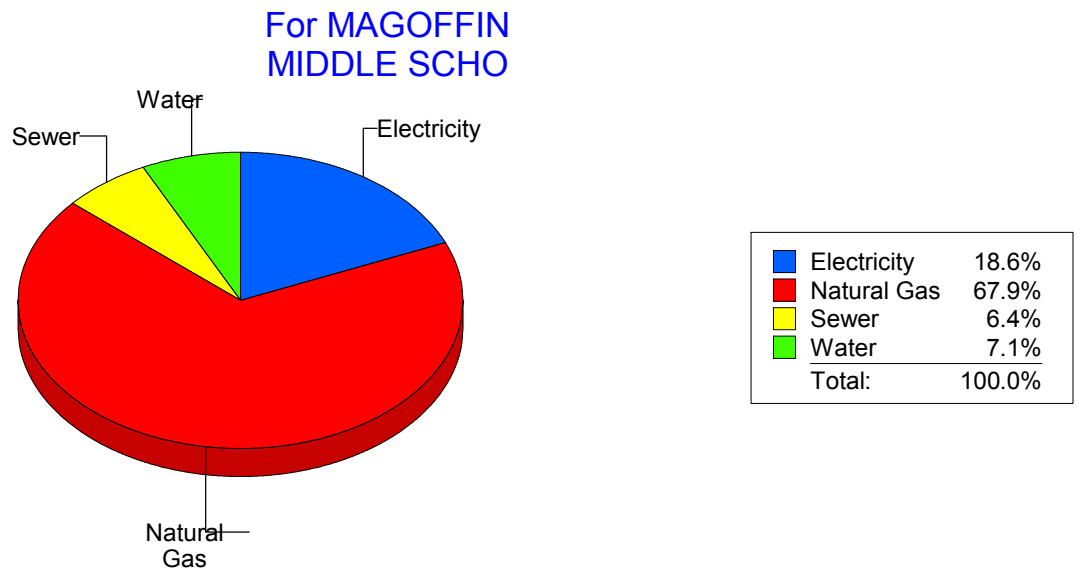
Energy CAP

Cost Avoidance Program

Cost Summary Graph

Grouped by Energy Type

Energy Type	Use	Units	Meter Cost	Special Charges	Total Cost	Avg Unit Cost	% of Total Cost
Site: MAGOFFIN MIDDLE SCHO - MAGOFFIN MIDDLE SCHO							
Electricity	13,340	KWH	\$1,726.62	\$0.00	\$1,726.62	0.1294	18.58%
Natural Gas	8,290	CCF	\$6,309.31	\$0.00	\$6,309.31	0.7611	67.90%
Water	163	CCF	\$658.51	\$0.00	\$658.51	4.0399	7.09%
Sewer	304	CCF	\$598.03	\$0.00	\$598.03	1.9672	6.44%
Total Cost:			\$9,292.47	\$0.00	\$9,292.47		



Filters: Cost Center Name Not One Of DoNotReport; Billing Period Equal To 201002

elpaso

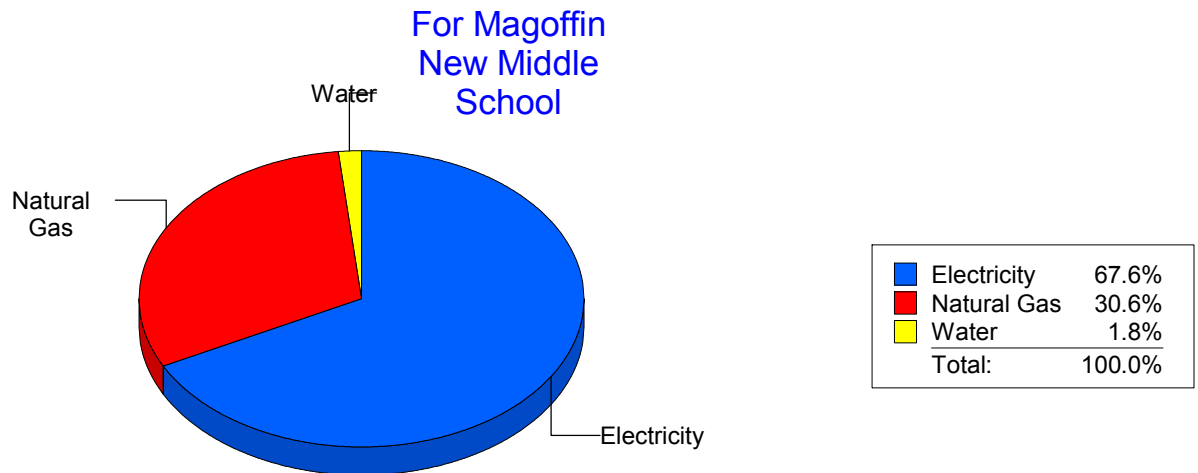
Energy CAP

Cost Avoidance Program

Cost Summary Graph

Grouped by Energy Type

Energy Type	Use	Units	Meter Cost	Special Charges	Total Cost	Avg Unit Cost	% of Total Cost
Site: MAGOFFINMIDDLESCHOOLN047 - Magoffin New Middle School							
Electricity	81,800	KWH	\$8,256.57	\$0.00	\$8,256.57	0.1009	67.63%
Natural Gas	4,875	CCF	\$3,736.17	\$0.00	\$3,736.17	0.7664	30.60%
Water	0	CCF	\$215.31	\$0.00	\$215.31	0.0000	1.76%
Total Cost:			\$12,208.05	\$0.00	\$12,208.05		



Filters: Cost Center Name Not One Of DoNotReport; Billing Period Equal To 201002

elpaso

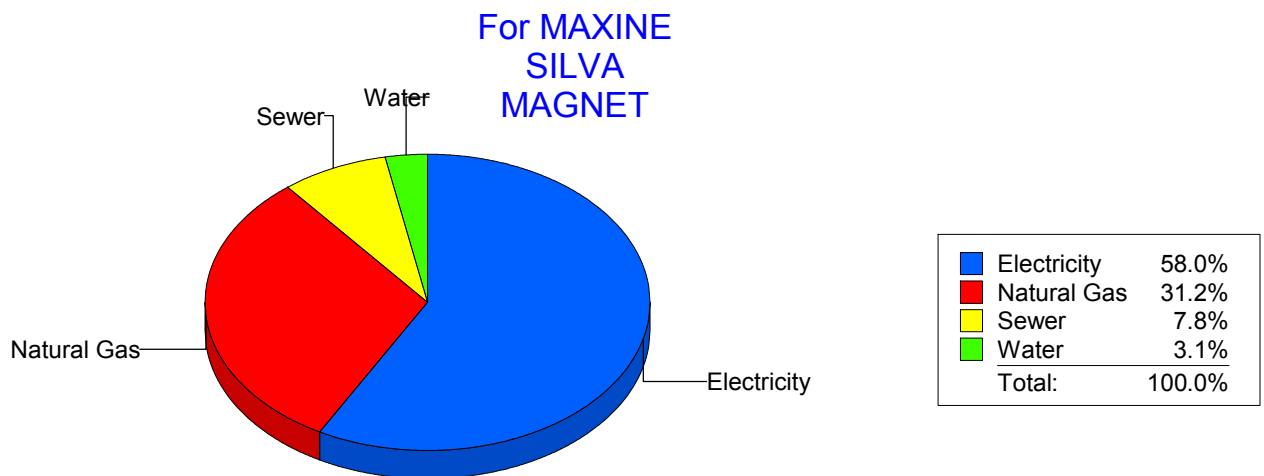
Energy CAP

Cost Avoidance Program

Cost Summary Graph

Grouped by Energy Type

Energy Type	Use	Units	Meter Cost	Special Charges	Total Cost	Avg Unit Cost	% of Total Cost
Site: MAXINE SILVA MAGNET - MAXINE SILVA MAGNET							
Electricity	49,500	KWH	\$6,060.95	\$0.00	\$6,060.95	0.1224	57.95%
Natural Gas	4,245	CCF	\$3,261.46	\$0.00	\$3,261.46	0.7683	31.19%
Water	122	CCF	\$323.92	\$0.00	\$323.92	2.6551	3.10%
Sewer	531	CCF	\$811.98	\$0.00	\$811.98	1.5292	7.76%
Total Cost:			\$10,458.31	\$0.00	\$10,458.31		



Filters: Cost Center Name Not One Of DoNotReport; Billing Period Equal To 201002

elpaso

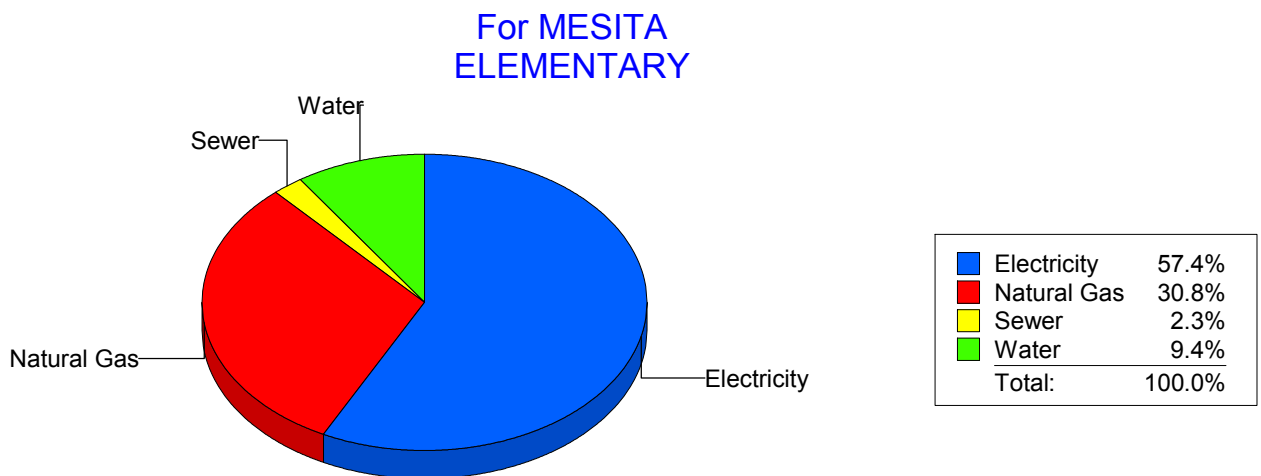
Energy CAP

Cost Avoidance Program

Cost Summary Graph

Grouped by Energy Type

Energy Type	Use	Units	Meter Cost	Special Charges	Total Cost	Avg Unit Cost	% of Total Cost
Site: MESITA ELEMENTARY - MESITA ELEMENTARY							
Electricity	67,800	KWH	\$7,761.06	\$0.00	\$7,761.06	0.1145	57.40%
Natural Gas	5,408	CCF	\$4,168.51	\$0.00	\$4,168.51	0.7708	30.83%
Water	316	CCF	\$1,274.55	\$0.00	\$1,274.55	4.0334	9.43%
Sewer	83	CCF	\$317.36	\$0.00	\$317.36	3.8236	2.35%
Total Cost:			\$13,521.48	\$0.00	\$13,521.48		



Filters: Cost Center Name Not One Of DoNotReport; Billing Period Equal To 201002

elpaso

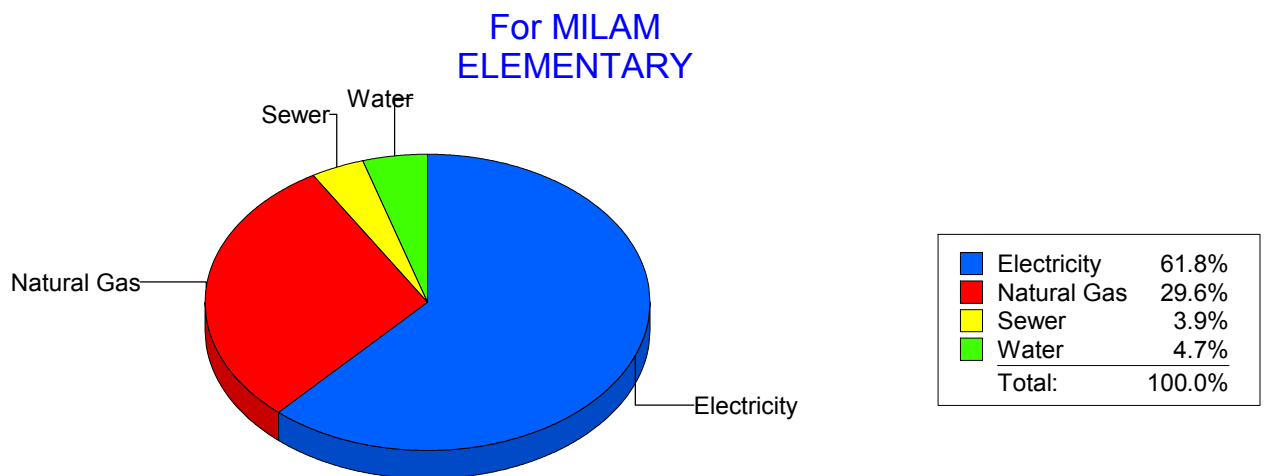
Energy CAP

Cost Avoidance Program

Cost Summary Graph

Grouped by Energy Type

Energy Type	Use	Units	Meter Cost	Special Charges	Total Cost	Avg Unit Cost	% of Total Cost
Site: MILAM ELEMENTARY - MILAM ELEMENTARY							
Electricity	27,120	KWH	\$3,670.04	\$0.00	\$3,670.04	0.1353	61.80%
Natural Gas	1,745	CCF	\$1,755.47	\$0.00	\$1,755.47	1.0060	29.56%
Water	108	CCF	\$281.79	\$0.00	\$281.79	2.6092	4.74%
Sewer	74	CCF	\$231.59	\$0.00	\$231.59	3.1296	3.90%
Total Cost:			\$5,938.89	\$0.00	\$5,938.89		



Filters: Cost Center Name Not One Of DoNotReport; Billing Period Equal To 201002

elpaso

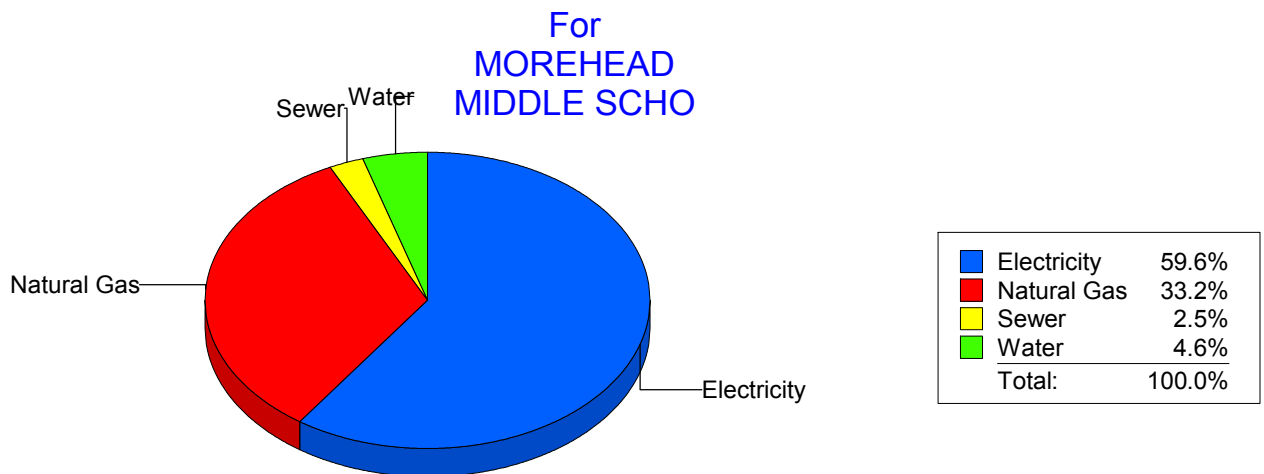
Energy CAP

Cost Avoidance Program

Cost Summary Graph

Grouped by Energy Type

Energy Type	Use	Units	Meter Cost	Special Charges	Total Cost	Avg Unit Cost	% of Total Cost
Site: MOREHEAD MIDDLE SCHO - MOREHEAD MIDDLE SCHO							
Electricity	83,462	KWH	\$9,391.55	\$0.00	\$9,391.55	0.1125	59.62%
Natural Gas	6,857	CCF	\$5,229.63	\$0.00	\$5,229.63	0.7627	33.20%
Water	454	CCF	\$730.10	\$0.00	\$730.10	1.6081	4.63%
Sewer	149	CCF	\$401.18	\$0.00	\$401.18	2.6925	2.55%
Total Cost:			\$15,752.46	\$0.00	\$15,752.46		



Filters: Cost Center Name Not One Of DoNotReport; Billing Period Equal To 201002

elpaso

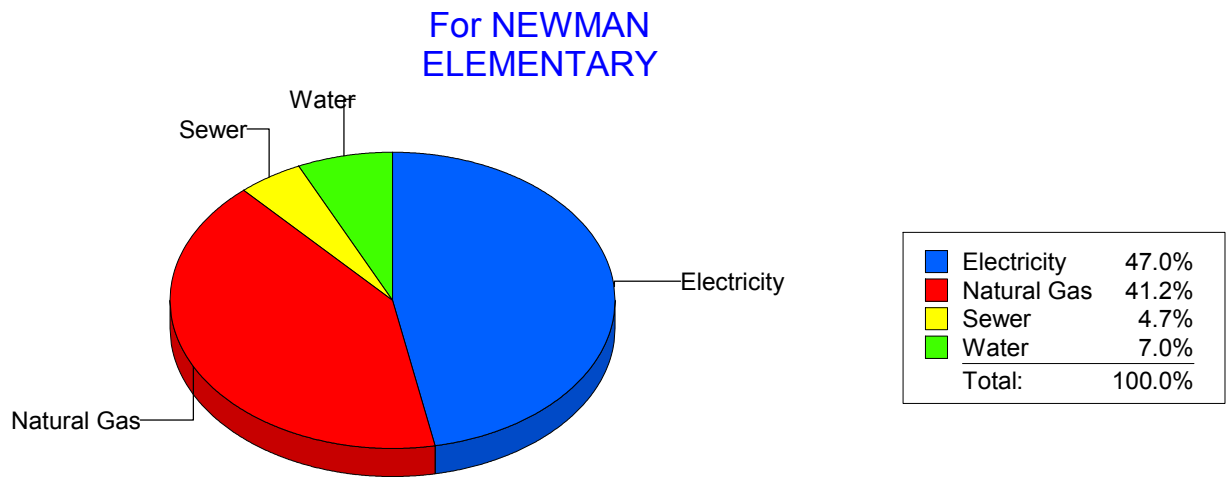
Energy CAP

Cost Avoidance Program

Cost Summary Graph

Grouped by Energy Type

Energy Type	Use	Units	Meter Cost	Special Charges	Total Cost	Avg Unit Cost	% of Total Cost
Site: NEWMAN ELEMENTARY - NEWMAN ELEMENTARY							
Electricity	27,577	KWH	\$3,791.30	\$0.00	\$3,791.30	0.1375	47.04%
Natural Gas	4,237	CCF	\$3,323.15	\$0.00	\$3,323.15	0.7843	41.24%
Water	303	CCF	\$566.12	\$0.00	\$566.12	1.8684	7.02%
Sewer	210	CCF	\$378.42	\$0.00	\$378.42	1.8020	4.70%
Total Cost:			\$8,058.99	\$0.00	\$8,058.99		



Filters: Cost Center Name Not One Of DoNotReport; Billing Period Equal To 201002

elpaso

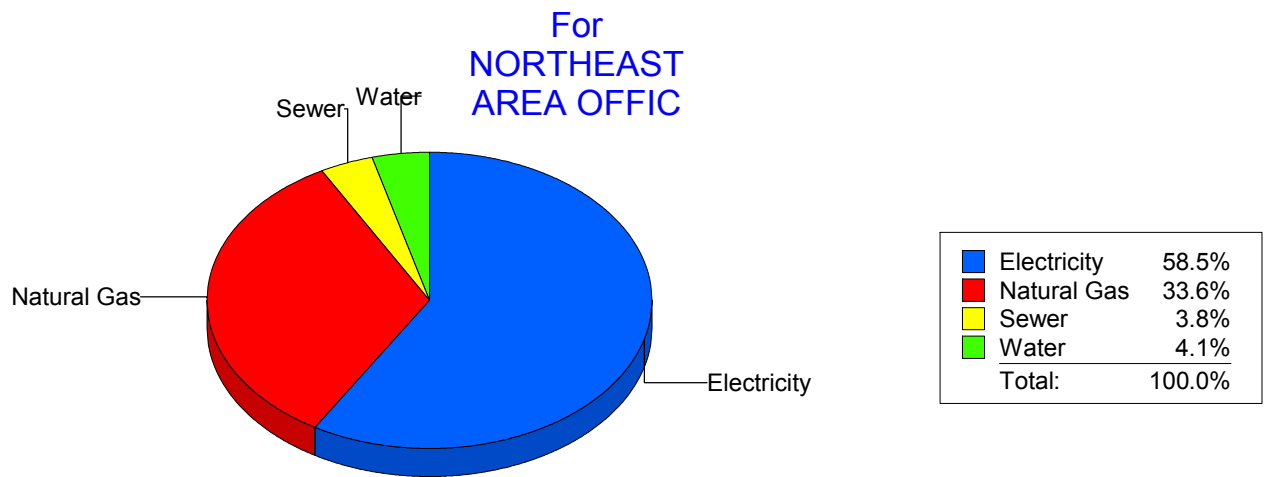
Energy CAP

Cost Avoidance Program

Cost Summary Graph

Grouped by Energy Type

Energy Type	Use	Units	Meter Cost	Special Charges	Total Cost	Avg Unit Cost	% of Total Cost
Site: NORTHEAST AREA OFFIC - NORTHEAST AREA OFFIC							
Electricity	6,760 KWH		\$754.24	\$0.00	\$754.24	0.1116	58.50%
Natural Gas	468 CCF		\$432.86	\$0.00	\$432.86	0.9249	33.57%
Water	7 CCF		\$52.95	\$0.00	\$52.95	7.5643	4.11%
Sewer	7 CCF		\$49.33	\$0.00	\$49.33	7.0471	3.83%
Total Cost:			\$1,289.38	\$0.00	\$1,289.38		



Filters: Cost Center Name Not One Of DoNotReport; Billing Period Equal To 201002

elpaso

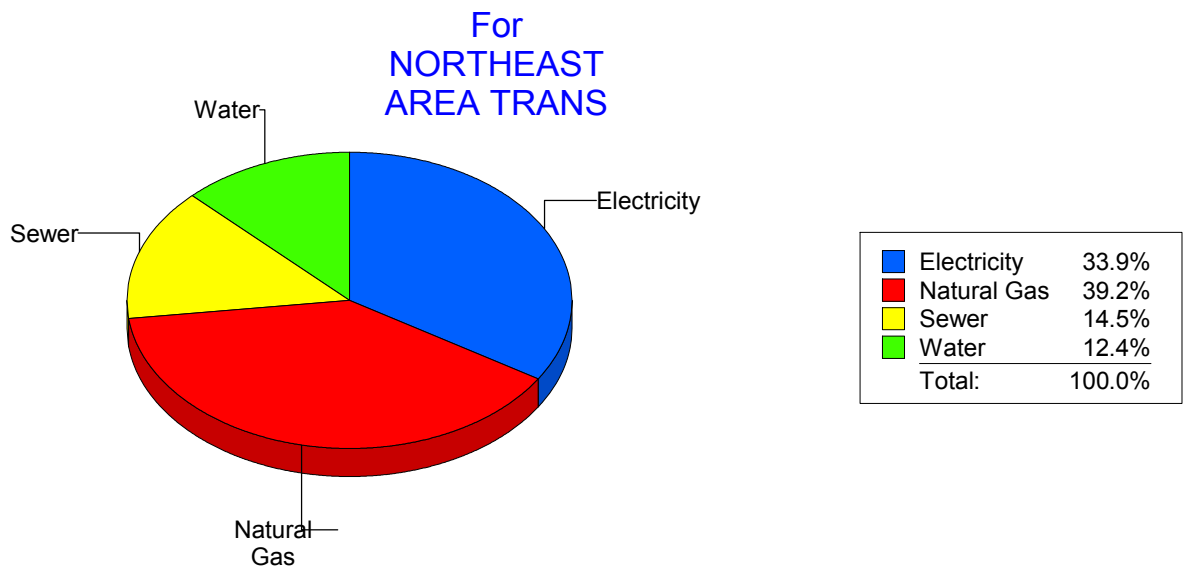
Energy CAP

Cost Avoidance Program

Cost Summary Graph

Grouped by Energy Type

Energy Type	Use	Units	Meter Cost	Special Charges	Total Cost	Avg Unit Cost	% of Total Cost
Site: NORTHEAST AREA TRANS - NORTHEAST AREA TRANS							
Electricity	6,379	KWH	\$720.52	\$0.00	\$720.52	0.1130	33.89%
Natural Gas	1,016	CCF	\$832.34	\$0.00	\$832.34	0.8192	39.15%
Water	49	CCF	\$264.53	\$0.00	\$264.53	5.3986	12.44%
Sewer	76	CCF	\$308.47	\$0.00	\$308.47	4.0588	14.51%
Total Cost:			\$2,125.86	\$0.00	\$2,125.86		



Filters: Cost Center Name Not One Of DoNotReport; Billing Period Equal To 201002

el Paso

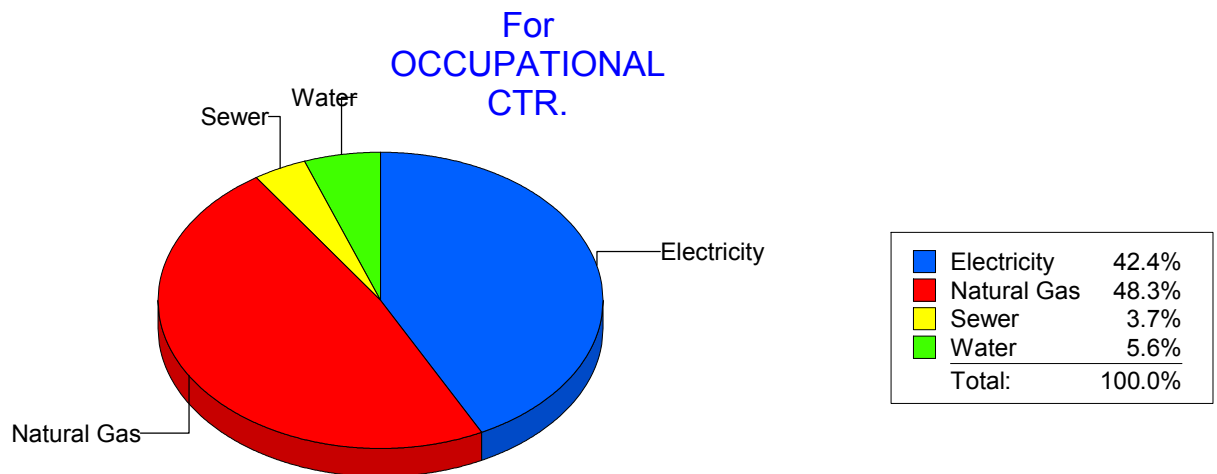
Energy CAP

Cost Avoidance Program

Cost Summary Graph

Grouped by Energy Type

Energy Type	Use	Units	Meter Cost	Special Charges	Total Cost	Avg Unit Cost	% of Total Cost
Site: OCCUPATIONAL CTR. - OCCUPATIONAL CTR.							
Electricity	6,700	KWH	\$848.99	\$0.00	\$848.99	0.1267	42.36%
Natural Gas	1,226	CCF	\$968.49	\$0.00	\$968.49	0.7900	48.33%
Water	31	CCF	\$112.91	\$0.00	\$112.91	3.6423	5.63%
Sewer	19	CCF	\$73.61	\$0.00	\$73.61	3.8742	3.67%
Total Cost:			\$2,004.00	\$0.00	\$2,004.00		



Filters: Cost Center Name Not One Of DoNotReport; Billing Period Equal To 201002

elpaso

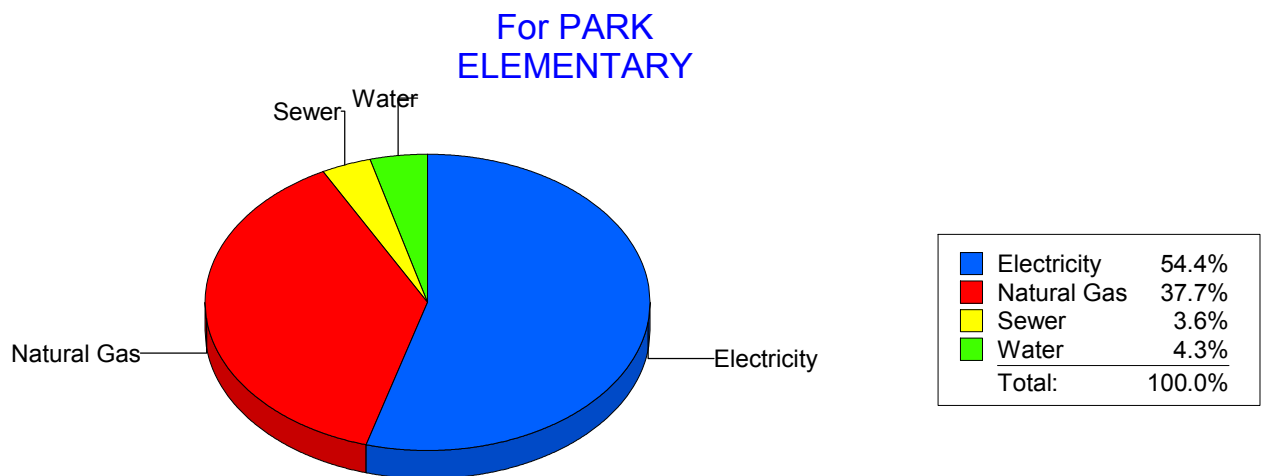
Energy CAP

Cost Avoidance Program

Cost Summary Graph

Grouped by Energy Type

Energy Type	Use	Units	Meter Cost	Special Charges	Total Cost	Avg Unit Cost	% of Total Cost
Site: PARK ELEMENTARY - PARK ELEMENTARY							
Electricity	31,767	KWH	\$4,767.39	\$0.00	\$4,767.39	0.1501	54.37%
Natural Gas	4,216	CCF	\$3,308.24	\$0.00	\$3,308.24	0.7847	37.73%
Water	142	CCF	\$373.47	\$0.00	\$373.47	2.6301	4.26%
Sewer	114	CCF	\$318.74	\$0.00	\$318.74	2.7960	3.64%
Total Cost:			\$8,767.84	\$0.00	\$8,767.84		



Filters: Cost Center Name Not One Of DoNotReport; Billing Period Equal To 201002

elpaso

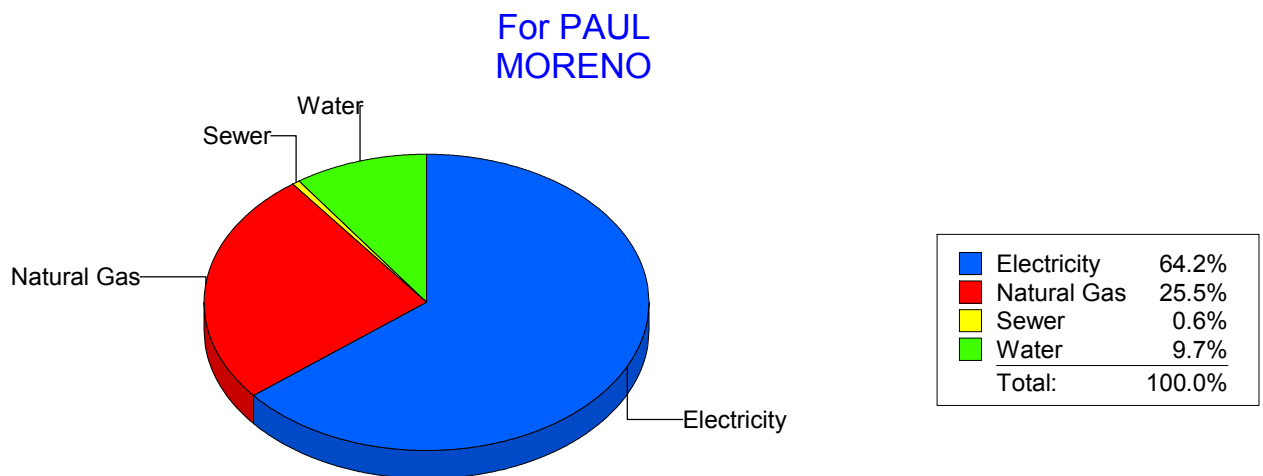
Energy CAP

Cost Avoidance Program

Cost Summary Graph

Grouped by Energy Type

Energy Type	Use	Units	Meter Cost	Special Charges	Total Cost	Avg Unit Cost	% of Total Cost
Site: PAUL MORENO - PAUL MORENO							
Electricity	42,300	KWH	\$5,633.40	\$0.00	\$5,633.40	0.1332	64.25%
Natural Gas	2,843	CCF	\$2,232.41	\$0.00	\$2,232.41	0.7852	25.46%
Water	203	CCF	\$850.69	\$0.00	\$850.69	4.1906	9.70%
Sewer	2	CCF	\$52.02	\$0.00	\$52.02	26.0100	0.59%
Total Cost:			\$8,768.52	\$0.00	\$8,768.52		



Filters: Cost Center Name Not One Of DoNotReport; Billing Period Equal To 201002

elpaso

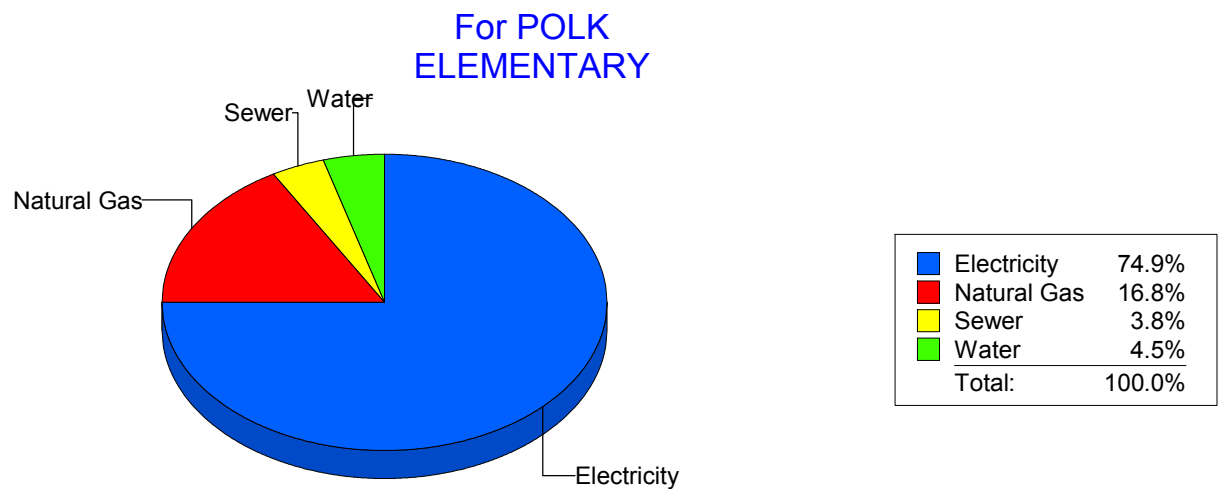
Energy CAP

Cost Avoidance Program

Cost Summary Graph

Grouped by Energy Type

Energy Type	Use	Units	Meter Cost	Special Charges	Total Cost	Avg Unit Cost	% of Total Cost
Site: POLK ELEMENTARY - POLK ELEMENTARY							
Electricity	49,320	KWH	\$6,908.90	\$0.00	\$6,908.90	0.1401	74.87%
Natural Gas	1,950	CCF	\$1,554.81	\$0.00	\$1,554.81	0.7973	16.85%
Water	199	CCF	\$413.74	\$0.00	\$413.74	2.0791	4.48%
Sewer	168	CCF	\$350.97	\$0.00	\$350.97	2.0891	3.80%
Total Cost:			\$9,228.42	\$0.00	\$9,228.42		



Filters: Cost Center Name Not One Of DoNotReport; Billing Period Equal To 201002

elpaso

Energy CAP

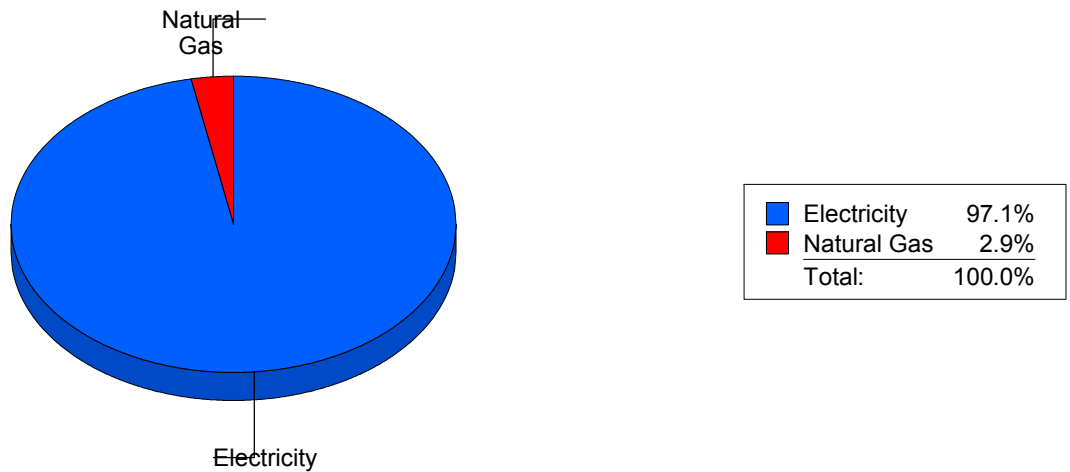
Cost Avoidance Program

Cost Summary Graph

Grouped by Energy Type

Energy Type	Use	Units	Meter Cost	Special Charges	Total Cost	Avg Unit Cost	% of Total Cost
Site: 175 - POWELL							
Electricity	54,360	KWH	\$5,659.83	\$0.00	\$5,659.83	0.1041	97.05%
Natural Gas	191	CCF	\$171.74	\$0.00	\$171.74	0.8992	2.95%
Total Cost:			\$5,831.57	\$0.00	\$5,831.57		

For POWELL



Filters: Cost Center Name Not One Of DoNotReport; Billing Period Equal To 201002

elpaso

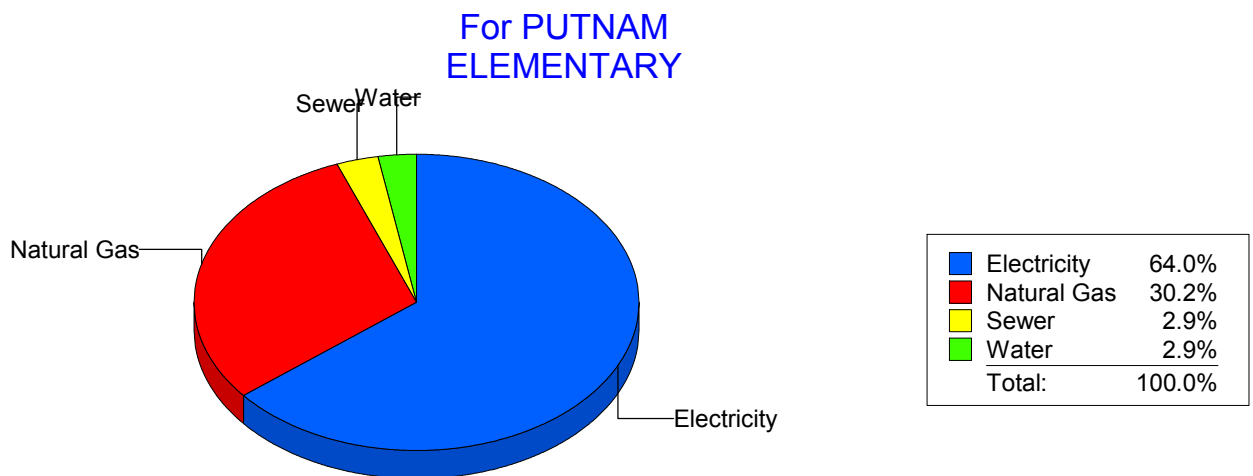
Energy CAP

Cost Avoidance Program

Cost Summary Graph

Grouped by Energy Type

Energy Type	Use	Units	Meter Cost	Special Charges	Total Cost	Avg Unit Cost	% of Total Cost
Site: PUTNAM ELEMENTARY - PUTNAM ELEMENTARY							
Electricity	38,064	KWH	\$5,151.66	\$0.00	\$5,151.66	0.1353	64.04%
Natural Gas	3,102	CCF	\$2,429.26	\$0.00	\$2,429.26	0.7831	30.20%
Water	115	CCF	\$231.29	\$0.00	\$231.29	2.0112	2.87%
Sewer	126	CCF	\$232.74	\$0.00	\$232.74	1.8471	2.89%
Total Cost:			\$8,044.95	\$0.00	\$8,044.95		



Filters: Cost Center Name Not One Of DoNotReport; Billing Period Equal To 201002

el Paso

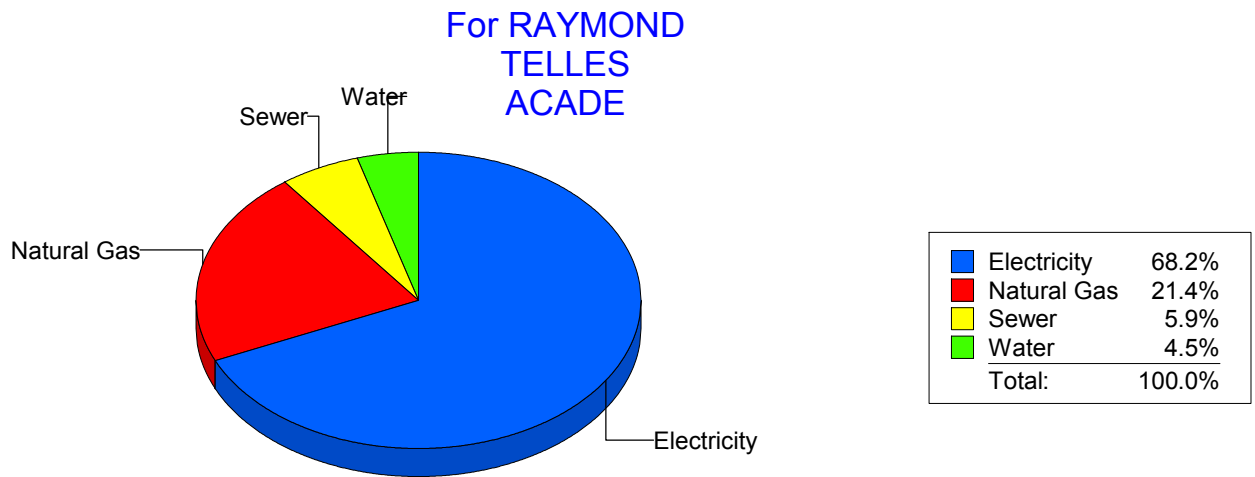
Energy CAP

Cost Avoidance Program

Cost Summary Graph

Grouped by Energy Type

Energy Type	Use	Units	Meter Cost	Special Charges	Total Cost	Avg Unit Cost	% of Total Cost
Site: RAYMOND TELLES ACADE - RAYMOND TELLES ACADE							
Electricity	37,200	KWH	\$4,522.11	\$0.00	\$4,522.11	0.1216	68.24%
Natural Gas	1,813	CCF	\$1,416.79	\$0.00	\$1,416.79	0.7815	21.38%
Water	102	CCF	\$294.92	\$0.00	\$294.92	2.8914	4.45%
Sewer	201	CCF	\$392.88	\$0.00	\$392.88	1.9546	5.93%
Total Cost:			\$6,626.70	\$0.00	\$6,626.70		



Filters: Cost Center Name Not One Of DoNotReport; Billing Period Equal To 201002

elpaso

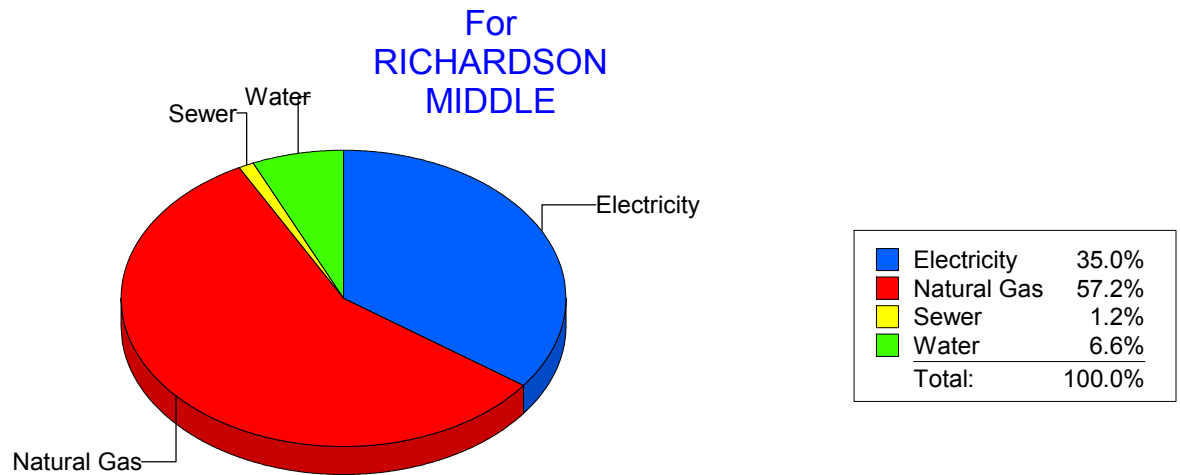
Energy CAP

Cost Avoidance Program

Cost Summary Graph

Grouped by Energy Type

Energy Type	Use	Units	Meter Cost	Special Charges	Total Cost	Avg Unit Cost	% of Total Cost
Site: RICHARDSON MIDDLE - RICHARDSON MIDDLE							
Electricity	79,200	KWH	\$8,836.14	\$0.00	\$8,836.14	0.1116	34.98%
Natural Gas	19,099	CCF	\$14,454.09	\$0.00	\$14,454.09	0.7568	57.23%
Water	376	CCF	\$1,662.15	\$0.00	\$1,662.15	4.4206	6.58%
Sewer	132	CCF	\$305.25	\$0.00	\$305.25	2.3125	1.21%
Total Cost:			\$25,257.63	\$0.00	\$25,257.63		



Filters: Cost Center Name Not One Of DoNotReport; Billing Period Equal To 201002

elpaso

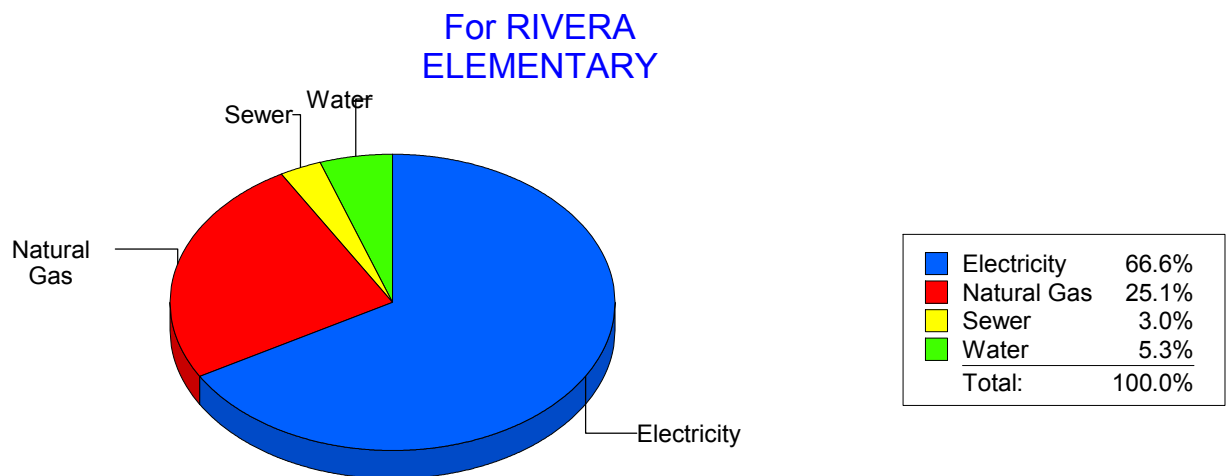
Energy CAP

Cost Avoidance Program

Cost Summary Graph

Grouped by Energy Type

Energy Type	Use	Units	Meter Cost	Special Charges	Total Cost	Avg Unit Cost	% of Total Cost
Site: RIVERA ELEMENTARY - RIVERA ELEMENTARY							
Electricity	50,700	KWH	\$6,457.20	\$0.00	\$6,457.20	0.1274	66.62%
Natural Gas	3,112	CCF	\$2,432.78	\$0.00	\$2,432.78	0.7817	25.10%
Water	183	CCF	\$515.12	\$0.00	\$515.12	2.8149	5.31%
Sewer	118	CCF	\$287.47	\$0.00	\$287.47	2.4362	2.97%
Total Cost:			\$9,692.57	\$0.00	\$9,692.57		



Filters: Cost Center Name Not One Of DoNotReport; Billing Period Equal To 201002

elpaso

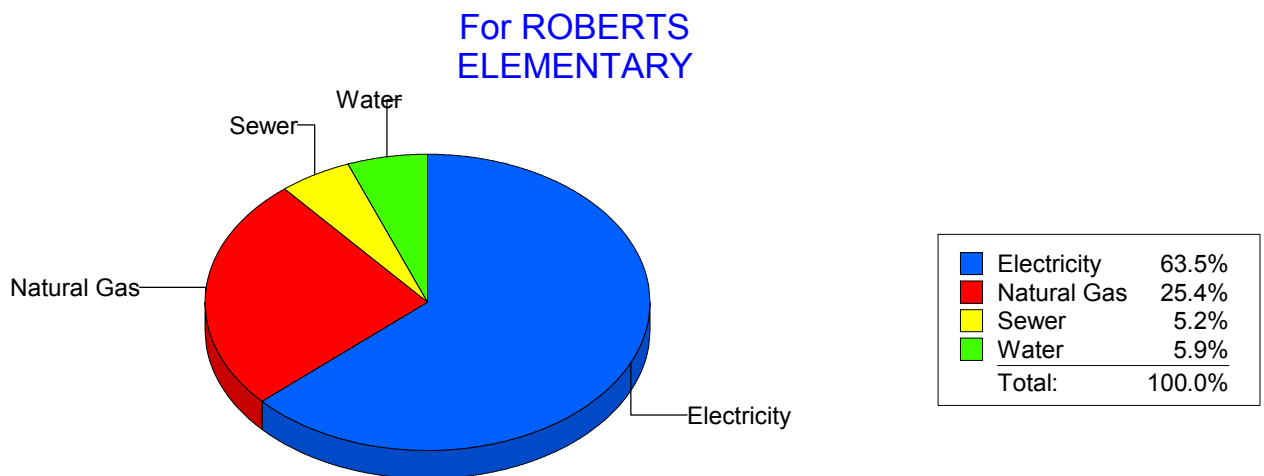
Energy CAP

Cost Avoidance Program

Cost Summary Graph

Grouped by Energy Type

Energy Type	Use	Units	Meter Cost	Special Charges	Total Cost	Avg Unit Cost	% of Total Cost
Site: ROBERTS ELEMENTARY - ROBERTS ELEMENTARY							
Electricity	48,033	KWH	\$5,519.10	\$0.00	\$5,519.10	0.1149	63.46%
Natural Gas	2,822	CCF	\$2,212.15	\$0.00	\$2,212.15	0.7839	25.43%
Water	237	CCF	\$509.74	\$0.00	\$509.74	2.1508	5.86%
Sewer	243	CCF	\$456.33	\$0.00	\$456.33	1.8779	5.25%
Total Cost:			\$8,697.32	\$0.00	\$8,697.32		



Filters: Cost Center Name Not One Of DoNotReport; Billing Period Equal To 201002

elpaso

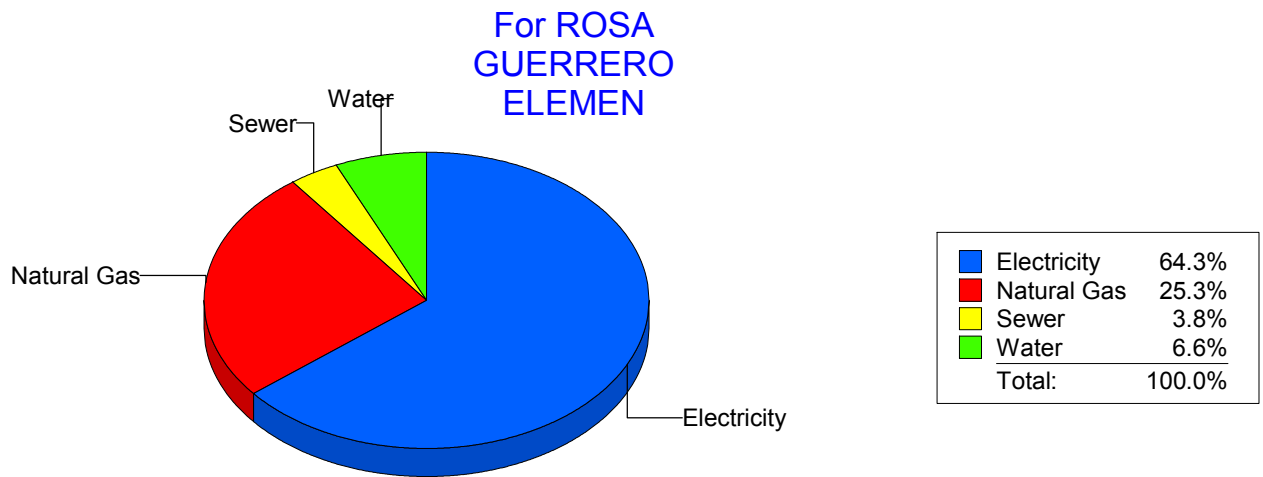
Energy CAP

Cost Avoidance Program

Cost Summary Graph

Grouped by Energy Type

Energy Type	Use	Units	Meter Cost	Special Charges	Total Cost	Avg Unit Cost	% of Total Cost
Site: ROSA GUERRERO ELEMEN - ROSA GUERRERO ELEMEN							
Electricity	48,020	KWH	\$6,605.57	\$0.00	\$6,605.57	0.1376	64.26%
Natural Gas	3,326	CCF	\$2,604.50	\$0.00	\$2,604.50	0.7831	25.34%
Water	399	CCF	\$676.41	\$0.00	\$676.41	1.6953	6.58%
Sewer	152	CCF	\$392.89	\$0.00	\$392.89	2.5848	3.82%
Total Cost:			\$10,279.37	\$0.00	\$10,279.37		



Filters: Cost Center Name Not One Of DoNotReport; Billing Period Equal To 201002

elpaso

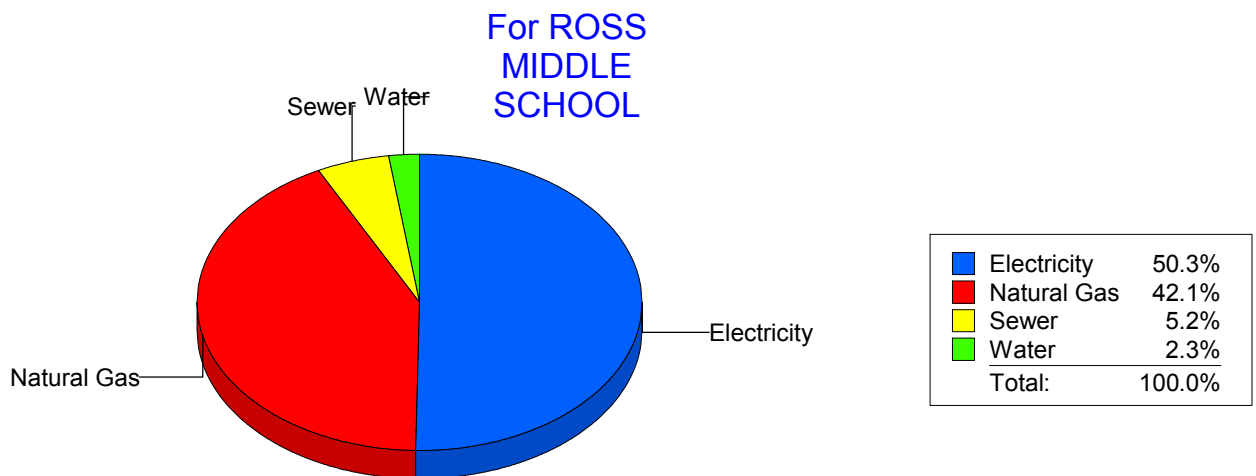
Energy CAP

Cost Avoidance Program

Cost Summary Graph

Grouped by Energy Type

Energy Type	Use	Units	Meter Cost	Special Charges	Total Cost	Avg Unit Cost	% of Total Cost
Site: ROSS MIDDLE SCHOOL - ROSS MIDDLE SCHOOL							
Electricity	54,742	KWH	\$6,780.25	\$0.00	\$6,780.25	0.1239	50.31%
Natural Gas	7,454	CCF	\$5,679.47	\$0.00	\$5,679.47	0.7619	42.14%
Water	128	CCF	\$310.79	\$0.00	\$310.79	2.4280	2.31%
Sewer	448	CCF	\$706.57	\$0.00	\$706.57	1.5772	5.24%
Total Cost:			\$13,477.08	\$0.00	\$13,477.08		



Filters: Cost Center Name Not One Of DoNotReport; Billing Period Equal To 201002

elpaso

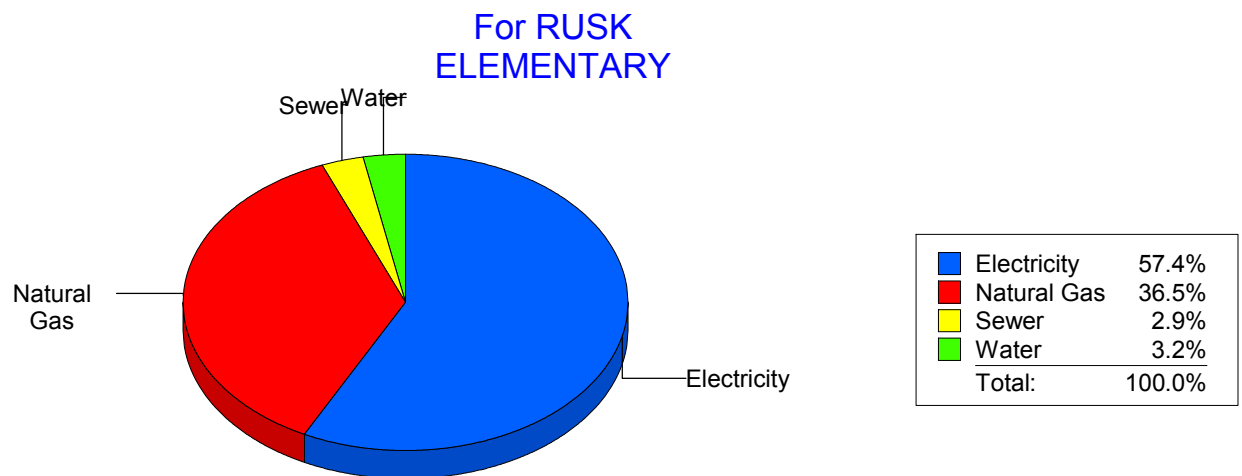
Energy CAP

Cost Avoidance Program

Cost Summary Graph

Grouped by Energy Type

Energy Type	Use	Units	Meter Cost	Special Charges	Total Cost	Avg Unit Cost	% of Total Cost
Site: RUSK ELEMENTARY - RUSK ELEMENTARY							
Electricity	27,933	KWH	\$3,665.30	\$0.00	\$3,665.30	0.1312	57.44%
Natural Gas	3,007	CCF	\$2,328.61	\$0.00	\$2,328.61	0.7744	36.50%
Water	90	CCF	\$203.83	\$0.00	\$203.83	2.2648	3.19%
Sewer	87	CCF	\$182.84	\$0.00	\$182.84	2.1016	2.87%
Total Cost:			\$6,380.58	\$0.00	\$6,380.58		



Filters: Cost Center Name Not One Of DoNotReport; Billing Period Equal To 201002

elpaso

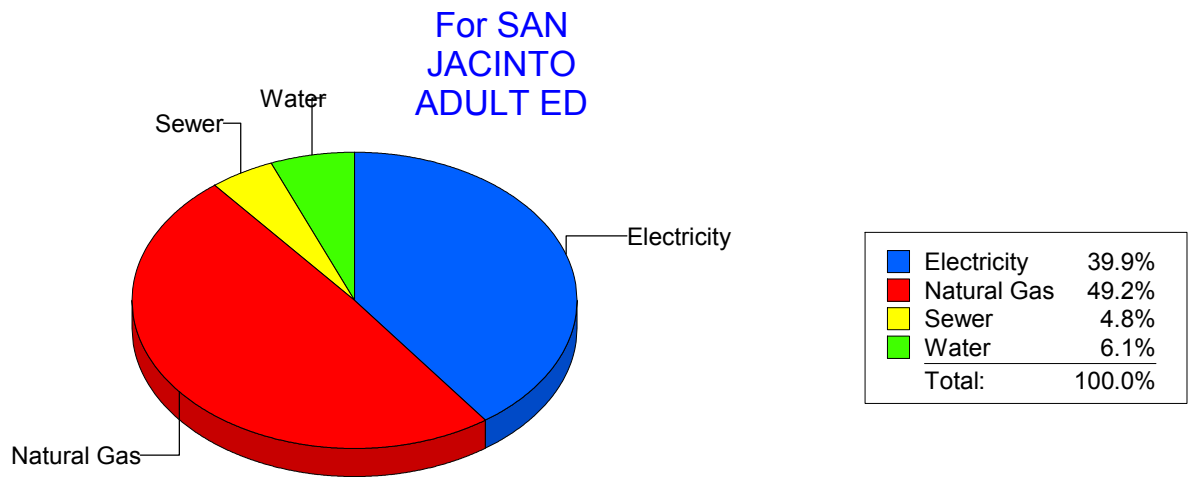
Energy CAP

Cost Avoidance Program

Cost Summary Graph

Grouped by Energy Type

Energy Type	Use	Units	Meter Cost	Special Charges	Total Cost	Avg Unit Cost	% of Total Cost
Site: SAN JACINTO ADULT ED - SAN JACINTO ADULT ED							
Electricity	6,500	KWH	\$953.58	\$0.00	\$953.58	0.1467	39.87%
Natural Gas	1,498	CCF	\$1,175.98	\$0.00	\$1,175.98	0.7850	49.17%
Water	58	CCF	\$146.73	\$0.00	\$146.73	2.5298	6.13%
Sewer	42	CCF	\$115.58	\$0.00	\$115.58	2.7519	4.83%
Total Cost:			\$2,391.87	\$0.00	\$2,391.87		



Filters: Cost Center Name Not One Of DoNotReport; Billing Period Equal To 201002

elpaso

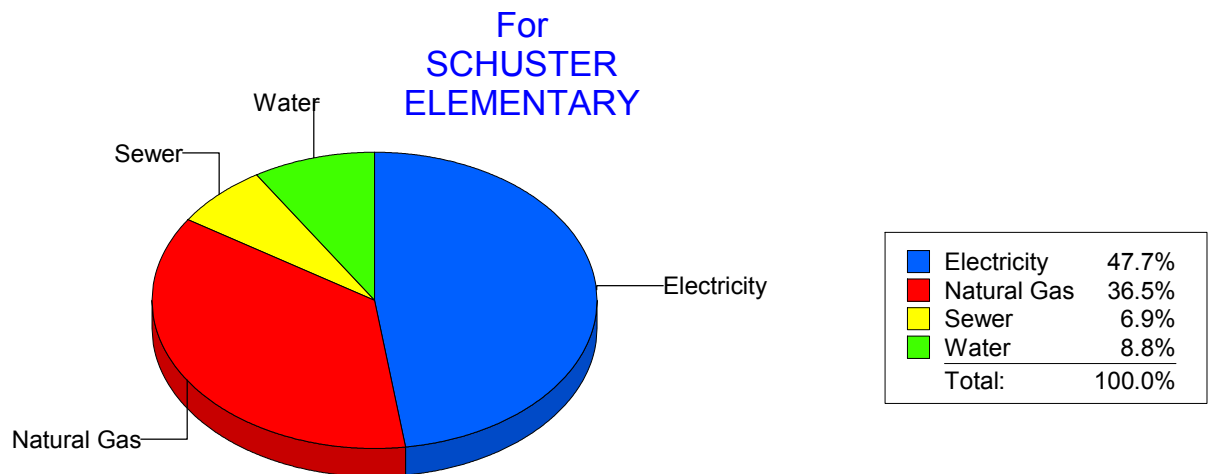
Energy CAP

Cost Avoidance Program

Cost Summary Graph

Grouped by Energy Type

Energy Type	Use	Units	Meter Cost	Special Charges	Total Cost	Avg Unit Cost	% of Total Cost
Site: SCHUSTER ELEMENTARY - SCHUSTER ELEMENTARY							
Electricity	22,800	KWH	\$2,513.26	\$0.00	\$2,513.26	0.1102	47.72%
Natural Gas	2,475	CCF	\$1,922.38	\$0.00	\$1,922.38	0.7767	36.50%
Water	278	CCF	\$465.73	\$0.00	\$465.73	1.6753	8.84%
Sewer	239	CCF	\$365.77	\$0.00	\$365.77	1.5304	6.94%
Total Cost:			\$5,267.14	\$0.00	\$5,267.14		



Filters: Cost Center Name Not One Of DoNotReport; Billing Period Equal To 201002

elpaso

Energy CAP

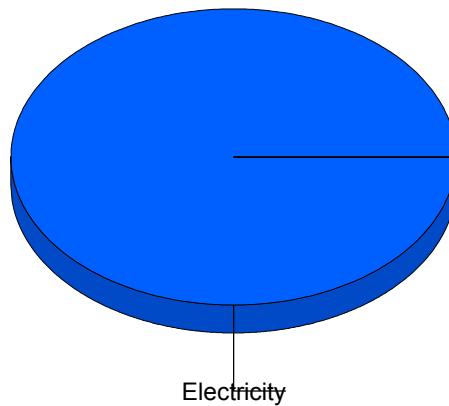
Cost Avoidance Program

Cost Summary Graph

Grouped by Energy Type

Energy Type	Use	Units	Meter Cost	Special Charges	Total Cost	Avg Unit Cost	% of Total Cost
Site: SKYPARKIB1 - Sky Park I B1							
Electricity	2,182	KWH	\$322.12	\$0.00	\$322.12	0.1476	100.00%
Total Cost:			\$322.12	\$0.00	\$322.12		

For Sky Park I
B1



■ Electricity	100.0%
Total:	100.0%

Filters: Cost Center Name Not One Of DoNotReport; Billing Period Equal To 201002

elpaso

Energy CAP

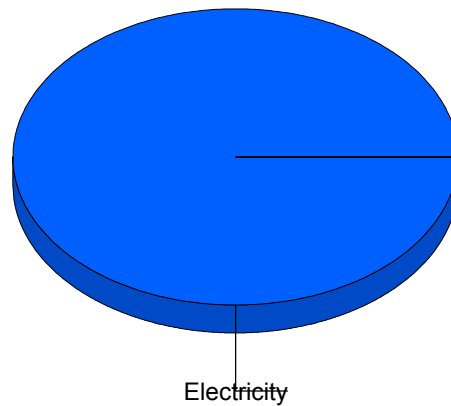
Cost Avoidance Program

Cost Summary Graph

Grouped by Energy Type

Energy Type	Use	Units	Meter Cost	Special Charges	Total Cost	Avg Unit Cost	% of Total Cost
Site: SKYPARK - Skypark							
Electricity	2,219	KWH	\$327.16	\$0.00	\$327.16	0.1474	100.00%
Total Cost:			\$327.16	\$0.00	\$327.16		

For Skypark



■ Electricity	100.0%
Total:	100.0%

Filters: Cost Center Name Not One Of DoNotReport; Billing Period Equal To 201002

elpaso

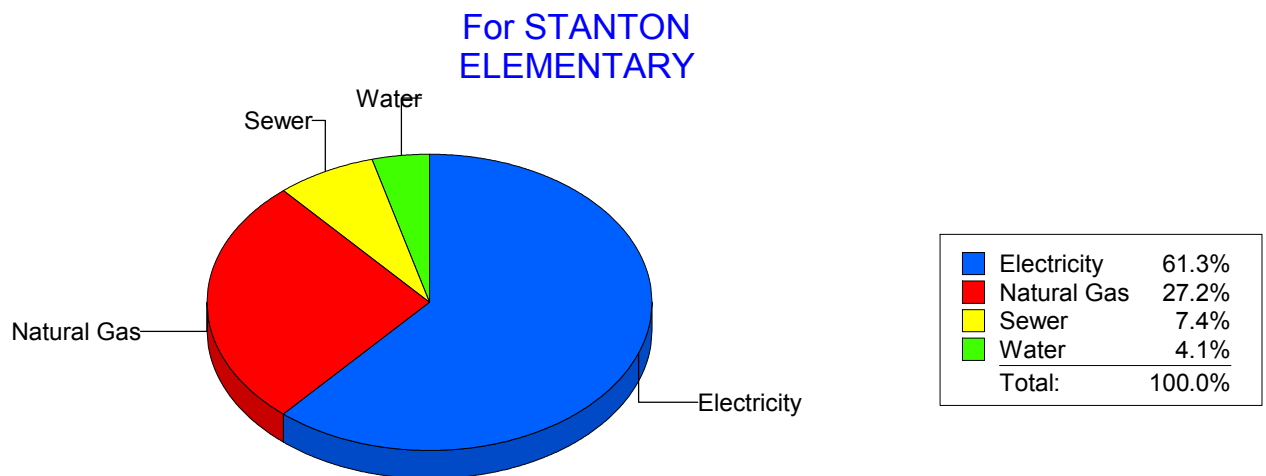
Energy CAP

Cost Avoidance Program

Cost Summary Graph

Grouped by Energy Type

Energy Type	Use	Units	Meter Cost	Special Charges	Total Cost	Avg Unit Cost	% of Total Cost
Site: STANTON ELEMENTARY - STANTON ELEMENTARY							
Electricity	33,121	KWH	\$4,328.16	\$0.00	\$4,328.16	0.1307	61.31%
Natural Gas	2,442	CCF	\$1,921.54	\$0.00	\$1,921.54	0.7869	27.22%
Water	126	CCF	\$287.64	\$0.00	\$287.64	2.2829	4.07%
Sewer	323	CCF	\$521.93	\$0.00	\$521.93	1.6159	7.39%
Total Cost:			\$7,059.27	\$0.00	\$7,059.27		



Filters: Cost Center Name Not One Of DoNotReport; Billing Period Equal To 201002

elpaso

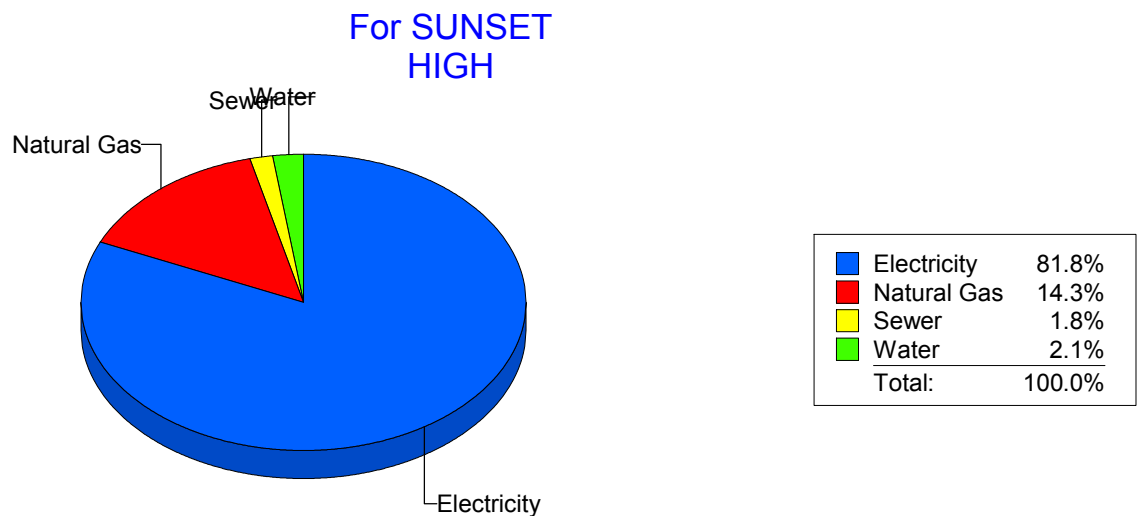
Energy CAP

Cost Avoidance Program

Cost Summary Graph

Grouped by Energy Type

Energy Type	Use	Units	Meter Cost	Special Charges	Total Cost	Avg Unit Cost	% of Total Cost
Site: SUNSET HIGH - SUNSET HIGH							
Electricity	32,400	KWH	\$4,340.19	\$0.00	\$4,340.19	0.1340	81.75%
Natural Gas	955	CCF	\$761.37	\$0.00	\$761.37	0.7972	14.34%
Water	35	CCF	\$113.38	\$0.00	\$113.38	3.2394	2.14%
Sewer	25	CCF	\$93.99	\$0.00	\$93.99	3.7596	1.77%
Total Cost:			\$5,308.93	\$0.00	\$5,308.93		



Filters: Cost Center Name Not One Of DoNotReport; Billing Period Equal To 201002

elpaso

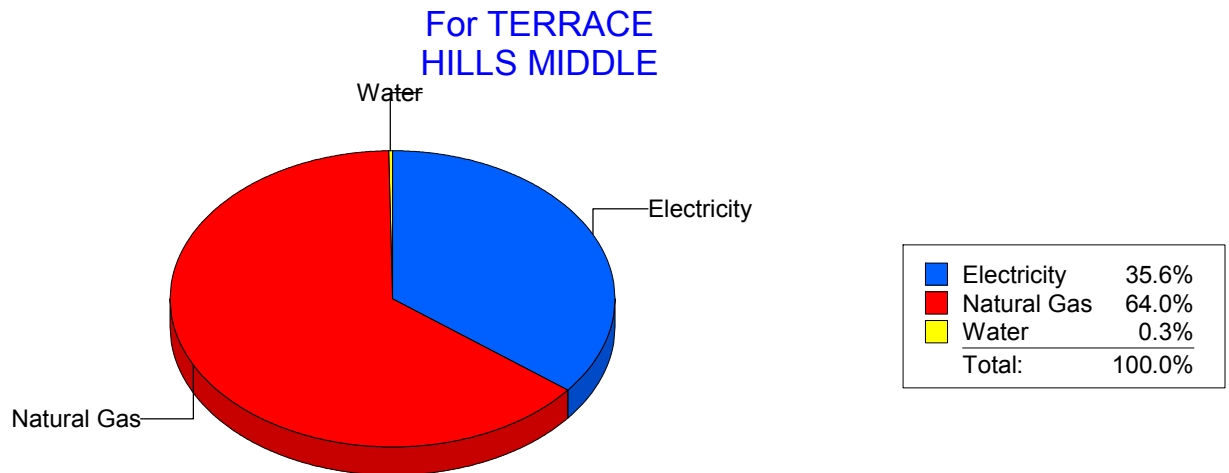
Energy CAP

Cost Avoidance Program

Cost Summary Graph

Grouped by Energy Type

Energy Type	Use	Units	Meter Cost	Special Charges	Total Cost	Avg Unit Cost	% of Total Cost
Site: TERRACE HILLS MIDDLE - TERRACE HILLS MIDDLE							
Electricity	35,250	KWH	\$3,831.47	\$0.00	\$3,831.47	0.1087	35.62%
Natural Gas	9,006	CCF	\$6,888.39	\$0.00	\$6,888.39	0.7649	64.04%
Water	0	CCF	\$36.36	\$0.00	\$36.36	0.0000	0.34%
Total Cost:			\$10,756.22	\$0.00	\$10,756.22		



Filters: Cost Center Name Not One Of DoNotReport; Billing Period Equal To 201002

elpaso

Energy CAP

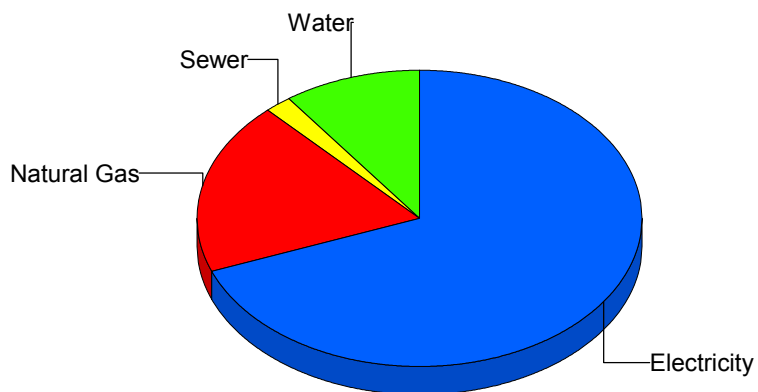
Cost Avoidance Program

Cost Summary Graph

Grouped by Energy Type

Energy Type	Use	Units	Meter Cost	Special Charges	Total Cost	Avg Unit Cost	% of Total Cost
Site: TIPPIN - TIPPIN ELEMENTARY							
Electricity	67,680	KWH	\$7,999.32	\$0.00	\$7,999.32	0.1182	69.07%
Natural Gas	2,830	CCF	\$2,193.50	\$0.00	\$2,193.50	0.7751	18.94%
Water	243	CCF	\$1,155.51	\$0.00	\$1,155.51	4.7552	9.98%
Sewer	75	CCF	\$232.86	\$0.00	\$232.86	3.1048	2.01%
Total Cost:			\$11,581.19	\$0.00	\$11,581.19		

For TIPPIN
ELEMENTARY



Electricity	69.1%
Natural Gas	18.9%
Sewer	2.0%
Water	10.0%
Total:	100.0%

Filters: Cost Center Name Not One Of DoNotReport; Billing Period Equal To 201002

elpaso

Energy CAP

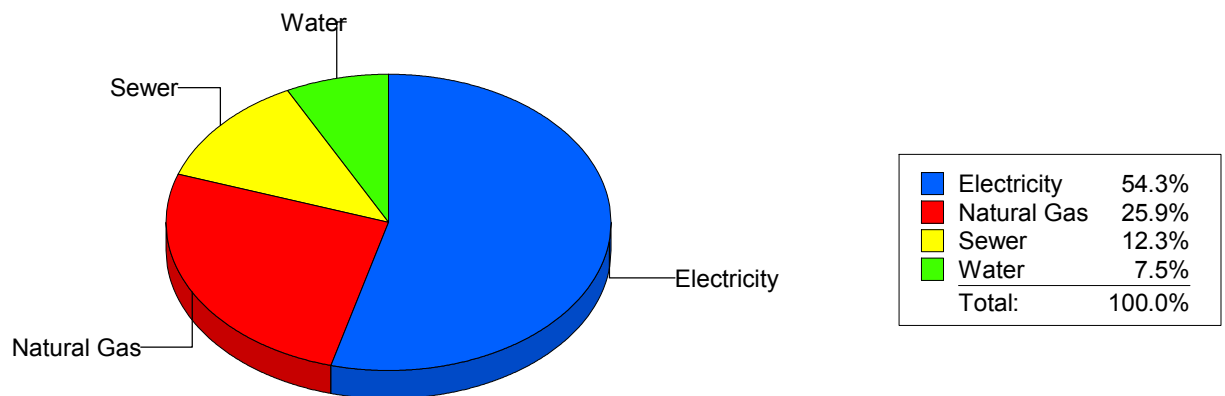
Cost Avoidance Program

Cost Summary Graph

Grouped by Energy Type

Energy Type	Use	Units	Meter Cost	Special Charges	Total Cost	Avg Unit Cost	% of Total Cost
Site: 178 - Tom Lea							
Electricity	48,720	KWH	\$6,837.68	\$0.00	\$6,837.68	0.1403	54.25%
Natural Gas	4,256	CCF	\$3,269.74	\$0.00	\$3,269.74	0.7683	25.94%
Water	158	CCF	\$943.55	\$0.00	\$943.55	5.9718	7.49%
Sewer	856	CCF	\$1,553.01	\$0.00	\$1,553.01	1.8143	12.32%
Total Cost:			\$12,603.98	\$0.00	\$12,603.98		

For Tom Lea



Filters: Cost Center Name Not One Of DoNotReport; Billing Period Equal To 201002

elpaso

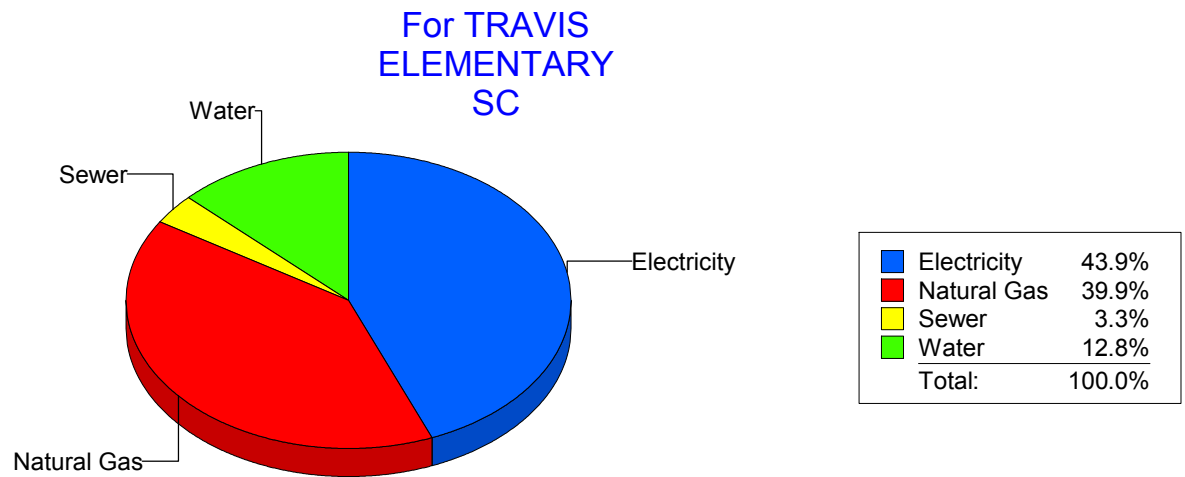
Energy CAP

Cost Avoidance Program

Cost Summary Graph

Grouped by Energy Type

Energy Type	Use	Units	Meter Cost	Special Charges	Total Cost	Avg Unit Cost	% of Total Cost
Site: TRAVIS ELEMENTARY SC - TRAVIS ELEMENTARY SC							
Electricity	26,599	KWH	\$3,378.20	\$0.00	\$3,378.20	0.1270	43.91%
Natural Gas	3,961	CCF	\$3,073.12	\$0.00	\$3,073.12	0.7758	39.94%
Water	275	CCF	\$987.76	\$0.00	\$987.76	3.5919	12.84%
Sewer	113	CCF	\$255.23	\$0.00	\$255.23	2.2587	3.32%
Total Cost:			\$7,694.31	\$0.00	\$7,694.31		



Filters: Cost Center Name Not One Of DoNotReport; Billing Period Equal To 201002

elpaso

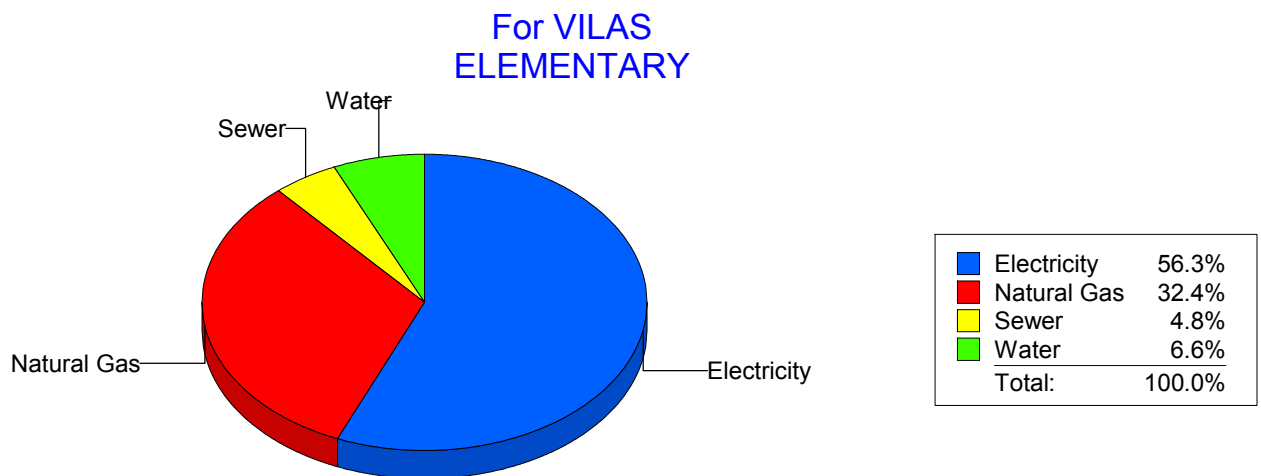
Energy CAP

Cost Avoidance Program

Cost Summary Graph

Grouped by Energy Type

Energy Type	Use	Units	Meter Cost	Special Charges	Total Cost	Avg Unit Cost	% of Total Cost
Site: VILAS ELEMENTARY - VILAS ELEMENTARY							
Electricity	30,542	KWH	\$4,429.00	\$0.00	\$4,429.00	0.1450	56.26%
Natural Gas	3,175	CCF	\$2,548.01	\$0.00	\$2,548.01	0.8025	32.37%
Water	152	CCF	\$520.62	\$0.00	\$520.62	3.4251	6.61%
Sewer	91	CCF	\$374.64	\$0.00	\$374.64	4.1169	4.76%
Total Cost:			\$7,872.27	\$0.00	\$7,872.27		



Filters: Cost Center Name Not One Of DoNotReport; Billing Period Equal To 201002

elpaso

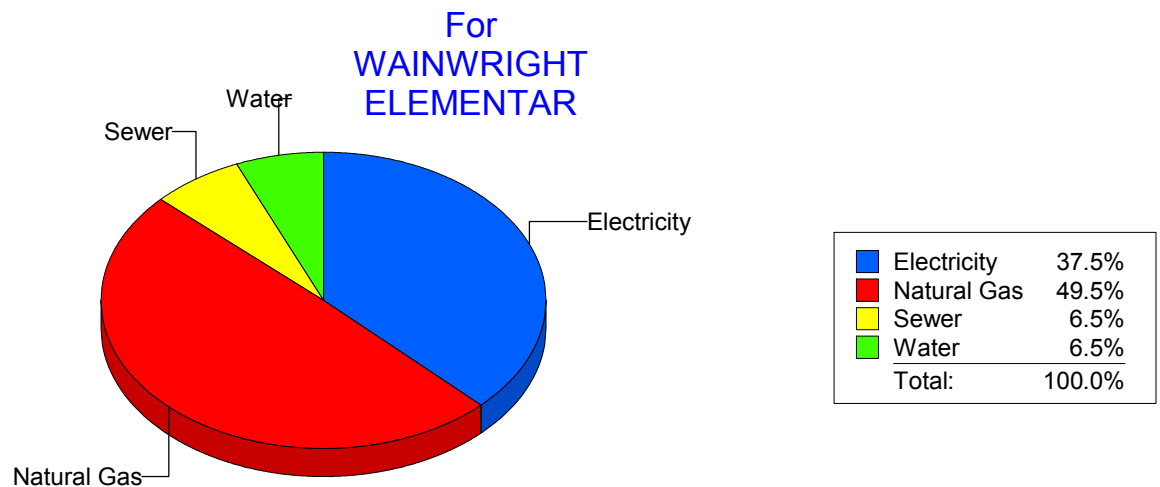
Energy CAP

Cost Avoidance Program

Cost Summary Graph

Grouped by Energy Type

Energy Type	Use	Units	Meter Cost	Special Charges	Total Cost	Avg Unit Cost	% of Total Cost
Site: WAINWRIGHT ELEMENTAR - WAINWRIGHT ELEMENTAR							
Electricity	6,518	KWH	\$976.76	\$0.00	\$976.76	0.1499	37.49%
Natural Gas	1,561	CCF	\$1,289.87	\$0.00	\$1,289.87	0.8263	49.51%
Water	17	CCF	\$168.41	\$0.00	\$168.41	9.9065	6.46%
Sewer	28	CCF	\$170.15	\$0.00	\$170.15	6.0768	6.53%
Total Cost:			\$2,605.19	\$0.00	\$2,605.19		



Filters: Cost Center Name Not One Of DoNotReport; Billing Period Equal To 201002

elpaso

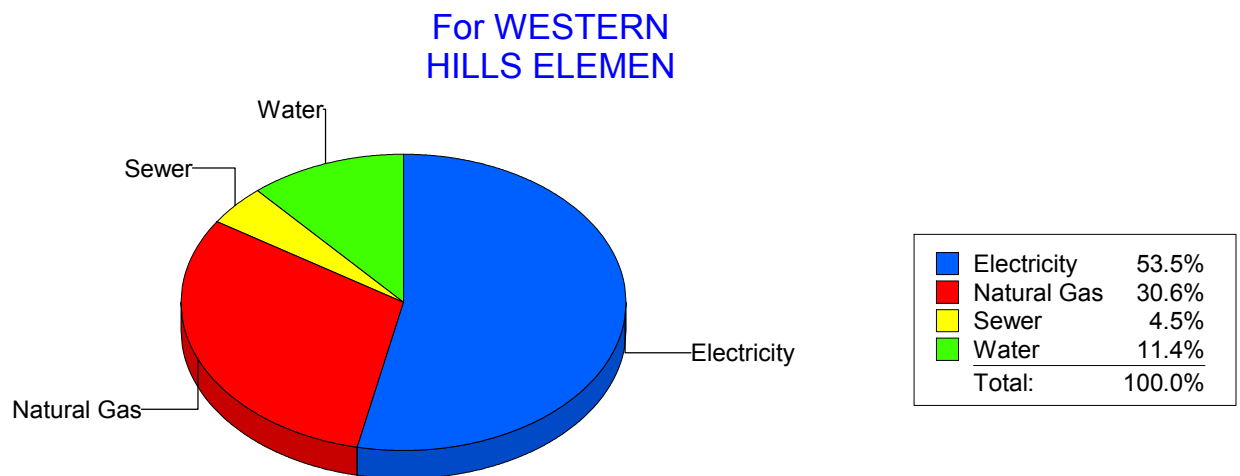
Energy CAP

Cost Avoidance Program

Cost Summary Graph

Grouped by Energy Type

Energy Type	Use	Units	Meter Cost	Special Charges	Total Cost	Avg Unit Cost	% of Total Cost
Site: WESTERN HILLS ELEMEN - WESTERN HILLS ELEMEN							
Electricity	40,920	KWH	\$4,790.13	\$0.00	\$4,790.13	0.1171	53.45%
Natural Gas	3,556	CCF	\$2,742.30	\$0.00	\$2,742.30	0.7712	30.60%
Water	368	CCF	\$1,024.10	\$0.00	\$1,024.10	2.7829	11.43%
Sewer	68	CCF	\$405.26	\$0.00	\$405.26	5.9597	4.52%
Total Cost:			\$8,961.79	\$0.00	\$8,961.79		



Filters: Cost Center Name Not One Of DoNotReport; Billing Period Equal To 201002

elpaso

Energy CAP

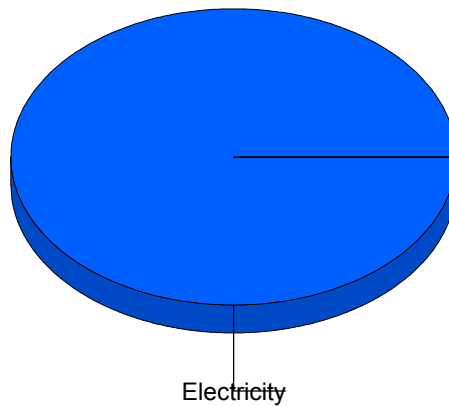
Cost Avoidance Program

Cost Summary Graph

Grouped by Energy Type

Energy Type	Use	Units	Meter Cost	Special Charges	Total Cost	Avg Unit Cost	% of Total Cost
Site: WESTSIDE TRANSPORTAT - WESTSIDE TRANSPORTAT							
Electricity		2,178 KWH	\$359.29	\$0.00	\$359.29	0.1650	100.00%
Total Cost:			\$359.29	\$0.00	\$359.29		

For WESTSIDE
TRANSPORTAT



■ Electricity	100.0%
Total:	100.0%

Filters: Cost Center Name Not One Of DoNotReport; Billing Period Equal To 201002

elpaso

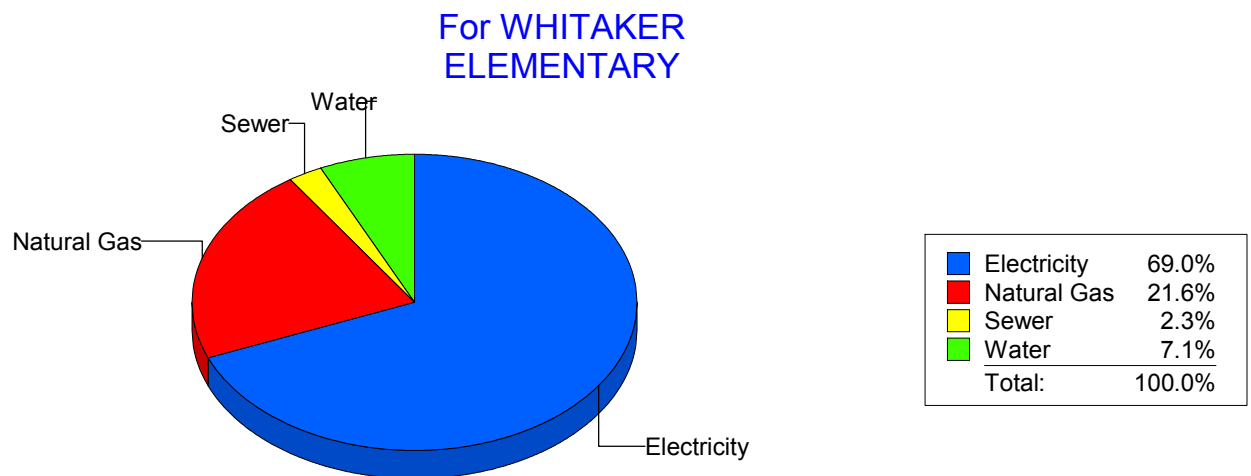
Energy CAP

Cost Avoidance Program

Cost Summary Graph

Grouped by Energy Type

Energy Type	Use	Units	Meter Cost	Special Charges	Total Cost	Avg Unit Cost	% of Total Cost
Site: WHITAKER ELEMENTARY - WHITAKER ELEMENTARY							
Electricity	71,160	KWH	\$7,996.33	\$0.00	\$7,996.33	0.1124	69.02%
Natural Gas	3,234	CCF	\$2,499.66	\$0.00	\$2,499.66	0.7729	21.57%
Water	314	CCF	\$819.11	\$0.00	\$819.11	2.6086	7.07%
Sewer	105	CCF	\$270.96	\$0.00	\$270.96	2.5806	2.34%
Total Cost:			\$11,586.06	\$0.00	\$11,586.06		



Filters: Cost Center Name Not One Of DoNotReport; Billing Period Equal To 201002

elpaso

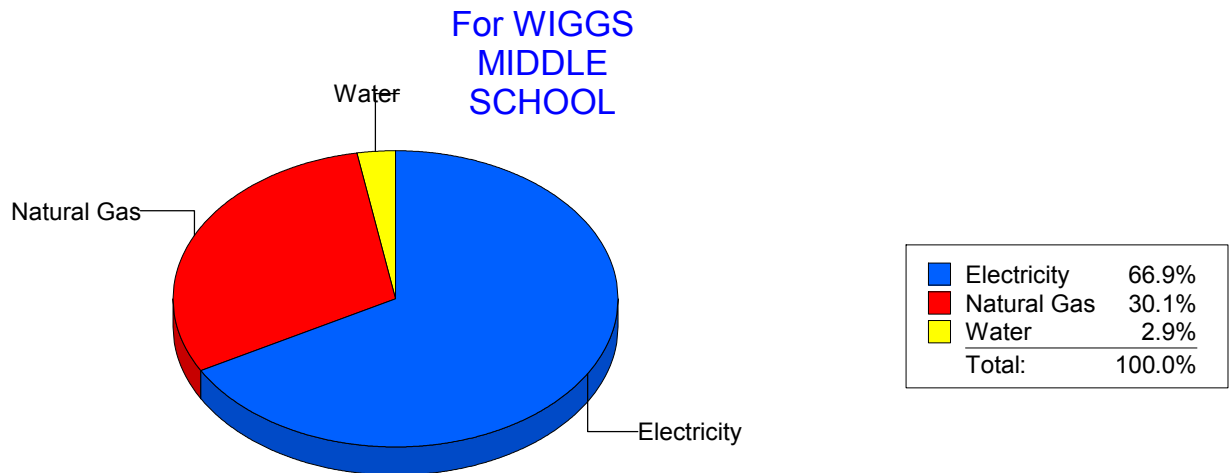
Energy CAP

Cost Avoidance Program

Cost Summary Graph

Grouped by Energy Type

Energy Type	Use	Units	Meter Cost	Special Charges	Total Cost	Avg Unit Cost	% of Total Cost
Site: WIGGS MIDDLE SCHOOL - WIGGS MIDDLE SCHOOL							
Electricity	55,960	KWH	\$6,931.42	\$0.00	\$6,931.42	0.1239	66.95%
Natural Gas	4,059	CCF	\$3,121.31	\$0.00	\$3,121.31	0.7690	30.15%
Water	58	CCF	\$300.78	\$0.00	\$300.78	5.1859	2.91%
Total Cost:			\$10,353.51	\$0.00	\$10,353.51		



Filters: Cost Center Name Not One Of DoNotReport; Billing Period Equal To 201002

elpaso

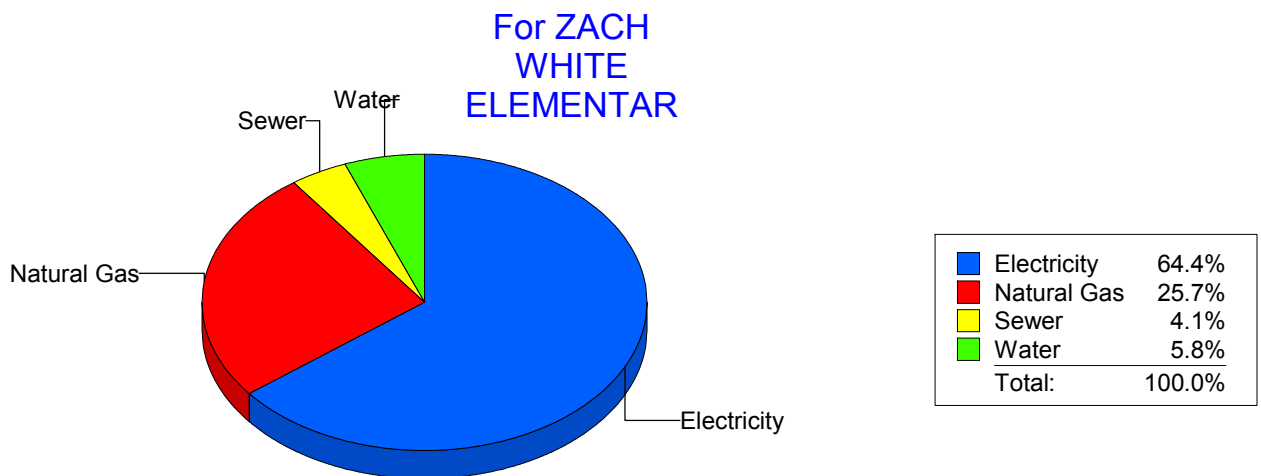
Energy CAP

Cost Avoidance Program

Cost Summary Graph

Grouped by Energy Type

Energy Type	Use	Units	Meter Cost	Special Charges	Total Cost	Avg Unit Cost	% of Total Cost
Site: ZACH WHITE ELEMENTAR - ZACH WHITE ELEMENTAR							
Electricity	41,400	KWH	\$5,656.14	\$0.00	\$5,656.14	0.1366	64.39%
Natural Gas	2,876	CCF	\$2,260.56	\$0.00	\$2,260.56	0.7860	25.73%
Water	120	CCF	\$508.91	\$0.00	\$508.91	4.2409	5.79%
Sewer	76	CCF	\$358.61	\$0.00	\$358.61	4.7186	4.08%
Total Cost:			\$8,784.22	\$0.00	\$8,784.22		



Filters: Cost Center Name Not One Of DoNotReport; Billing Period Equal To 201002

elpaso

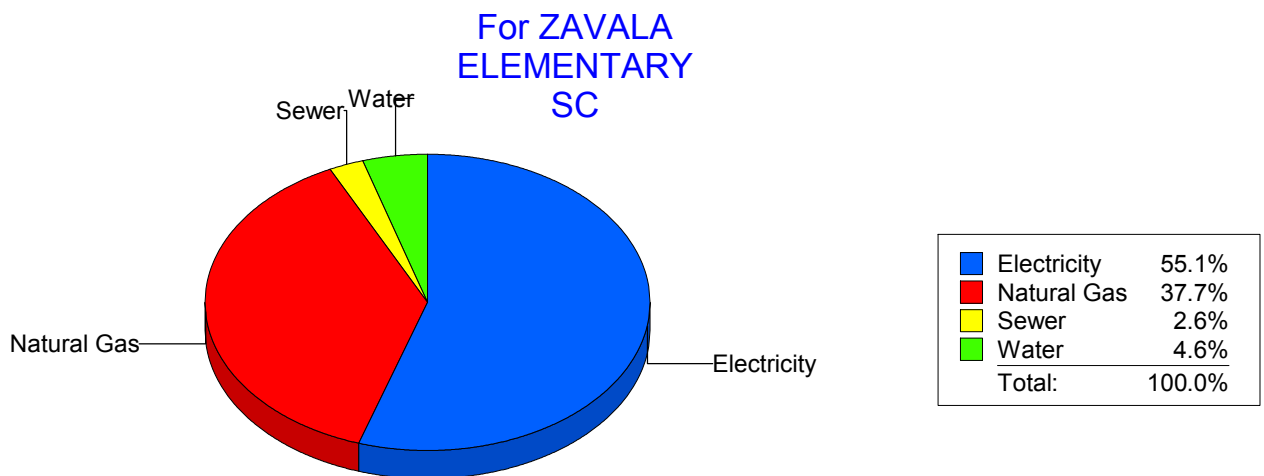
Energy CAP

Cost Avoidance Program

Cost Summary Graph

Grouped by Energy Type

Energy Type	Use	Units	Meter Cost	Special Charges	Total Cost	Avg Unit Cost	% of Total Cost
Site: ZAVALA ELEMENTARY SC - ZAVALA ELEMENTARY SC							
Electricity	25,250	KWH	\$2,630.07	\$0.00	\$2,630.07	0.1042	55.13%
Natural Gas	2,310	CCF	\$1,796.37	\$0.00	\$1,796.37	0.7776	37.66%
Water	66	CCF	\$220.96	\$0.00	\$220.96	3.3479	4.63%
Sewer	48	CCF	\$123.20	\$0.00	\$123.20	2.5667	2.58%
Total Cost:			\$4,770.60	\$0.00	\$4,770.60		



Filters: Cost Center Name Not One Of DoNotReport; Billing Period Equal To 201002

elpaso

Energy CAP

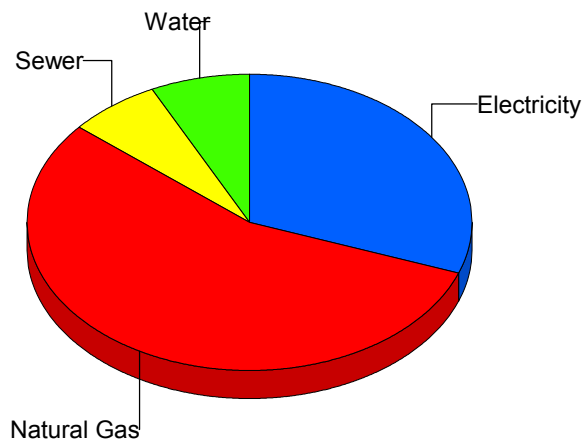
Cost Avoidance Program

Cost Summary Graph

Grouped by Energy Type

Energy Type	Use	Units	Meter Cost	Special Charges	Total Cost	Avg Unit Cost	% of Total Cost
Site: ZUNI COTTAGES - ZUNI COTTAGES							
Electricity	382	KWH	\$108.29	\$0.00	\$108.29	0.2835	30.49%
Natural Gas	192	CCF	\$197.11	\$0.00	\$197.11	1.0266	55.50%
Water	3	CCF	\$25.75	\$0.00	\$25.75	8.5833	7.25%
Sewer	3	CCF	\$24.03	\$0.00	\$24.03	8.0100	6.77%
Total Cost:			\$355.18	\$0.00	\$355.18		

For ZUNI COTTAGES



Electricity	30.5%
Natural Gas	55.5%
Sewer	6.8%
Water	7.2%
Total:	100.0%

Filters: Cost Center Name Not One Of DoNotReport; Billing Period Equal To 201002

elpaso

Energy CAP

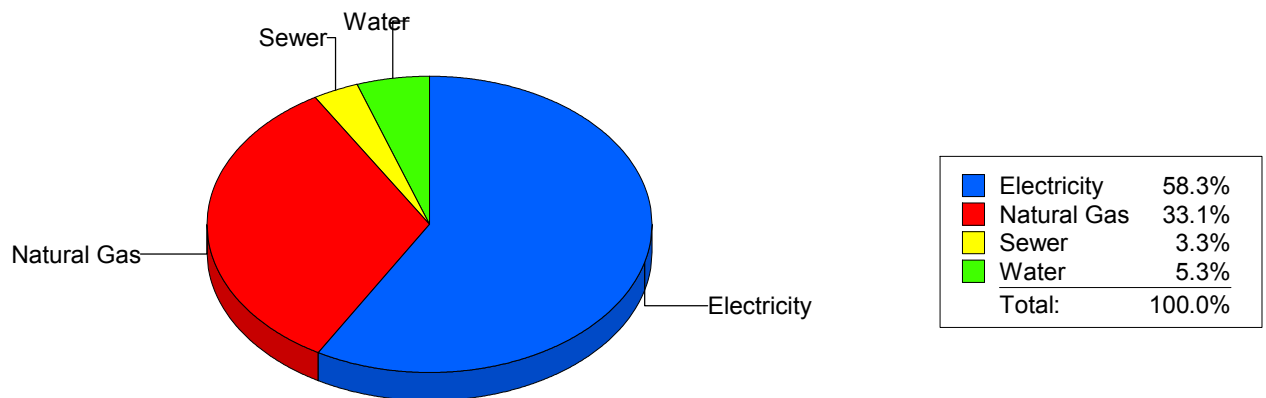
Cost Avoidance Program

Cost Summary Graph

Grouped by Energy Type

Energy Type	Use	Units	Meter Cost	Special Charges	Total Cost	Avg Unit Cost	% of Total Cost
All Sites							
Electricity	5,814,108	KWH	\$678,560.46	\$0.00	\$678,560.46	0.1167	58.31%
Natural Gas	499,446	CCF	\$385,441.64	\$0.00	\$385,441.64	0.7717	33.12%
Water	23,807	CCF	\$61,850.81	\$0.00	\$61,850.81	2.5980	5.31%
Sewer	17,407	CCF	\$37,954.96	\$0.00	\$37,954.96	2.1804	3.26%
Total Cost:			\$1,163,807.87	\$0.00	\$1,163,807.87		

For All Sites



Filters: Cost Center Name Not One Of DoNotReport; Billing Period Equal To 201002