

el Paso

Energy CAP

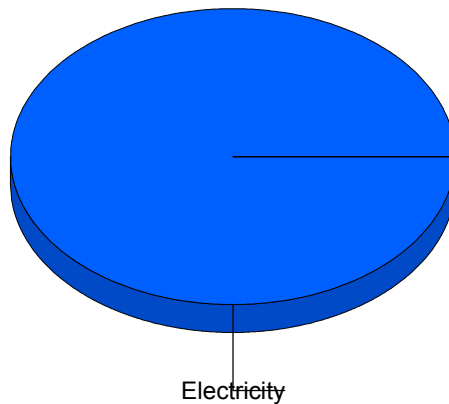
Cost Avoidance Program

Cost Summary Graph

Grouped by Energy Type

Energy Type	Use	Units	Meter Cost	Special Charges	Total Cost	Avg Unit Cost	% of Total Cost
Site: ALAMO ELEMENTARY SCH - ALAMO ELEMENTARY SCH							
Electricity	10,500	KWH	\$737.00	\$0.00	\$737.00	0.0702	100.00%
Total Cost:			\$737.00	\$0.00	\$737.00		

For ALAMO
ELEMENTARY
SCH



■ Electricity	100.0%
Total:	100.0%

Filters: Cost Center Name Not Equal To DoNotReport; Billing Period Equal To 201512All Meter CodesAll Group Names

elpaso

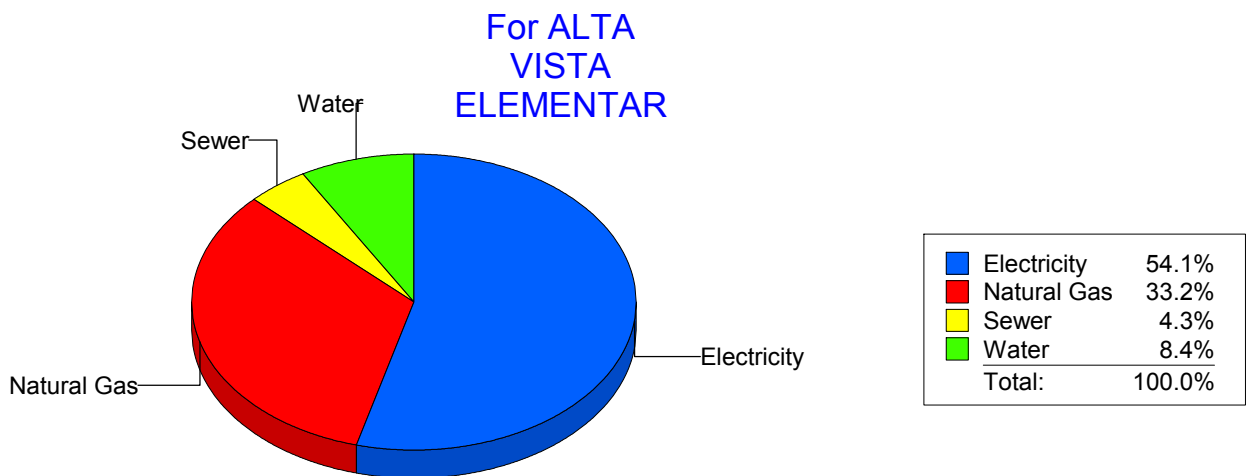
Energy CAP

Cost Avoidance Program

Cost Summary Graph

Grouped by Energy Type

Energy Type	Use	Units	Meter Cost	Special Charges	Total Cost	Avg Unit Cost	% of Total Cost
Site: ALTA VISTA ELEMENTAR - ALTA VISTA ELEMENTAR							
Electricity	21,750	KWH	\$2,073.62	\$0.00	\$2,073.62	0.0953	54.08%
Natural Gas	2,079	CCF	\$1,272.66	\$0.00	\$1,272.66	0.6122	33.19%
Water	120	CCF	\$323.03	\$0.00	\$323.03	2.6919	8.43%
Sewer	64	CCF	\$164.83	\$0.00	\$164.83	2.5755	4.30%
Total Cost:			\$3,834.14	\$0.00	\$3,834.14		



Filters: Cost Center Name Not Equal To DoNotReport; Billing Period Equal To 201512All Meter CodesAll Group Names

elpaso

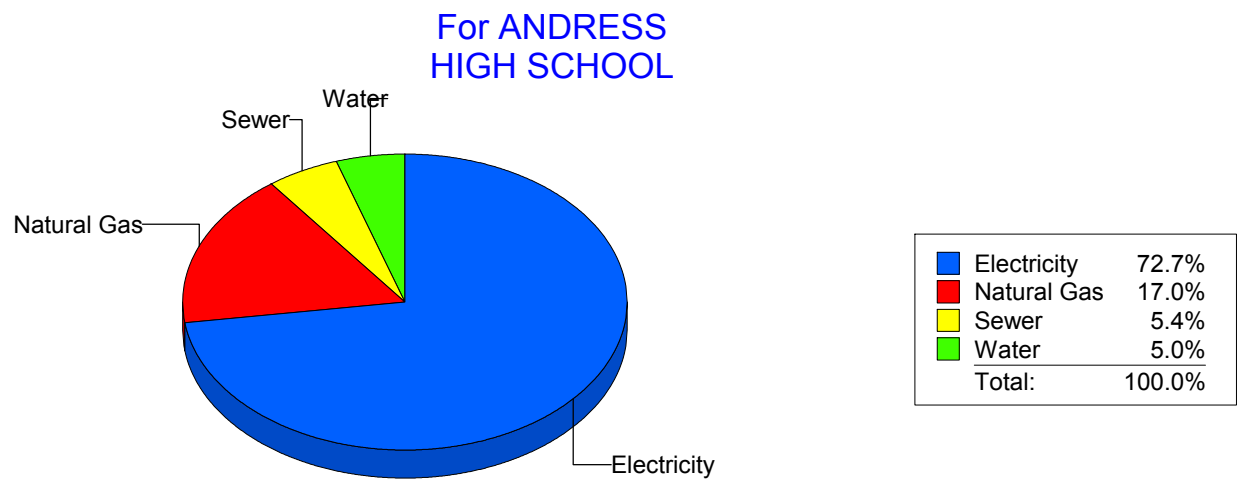
Energy CAP

Cost Avoidance Program

Cost Summary Graph

Grouped by Energy Type

Energy Type	Use	Units	Meter Cost	Special Charges	Total Cost	Avg Unit Cost	% of Total Cost
Site: ANDRESS HIGH SCHOOL - ANDRESS HIGH SCHOOL							
Electricity	156,009	KWH	\$15,268.80	\$0.00	\$15,268.80	0.0979	72.69%
Natural Gas	6,508	CCF	\$3,565.05	\$0.00	\$3,565.05	0.5478	16.97%
Water	535	CCF	\$1,045.02	\$0.00	\$1,045.02	1.9533	4.97%
Sewer	649	CCF	\$1,127.75	\$0.00	\$1,127.75	1.7377	5.37%
Total Cost:			\$21,006.62	\$0.00	\$21,006.62		



Filters: Cost Center Name Not Equal To DoNotReport; Billing Period Equal To 201512All Meter CodesAll Group Names

elpaso

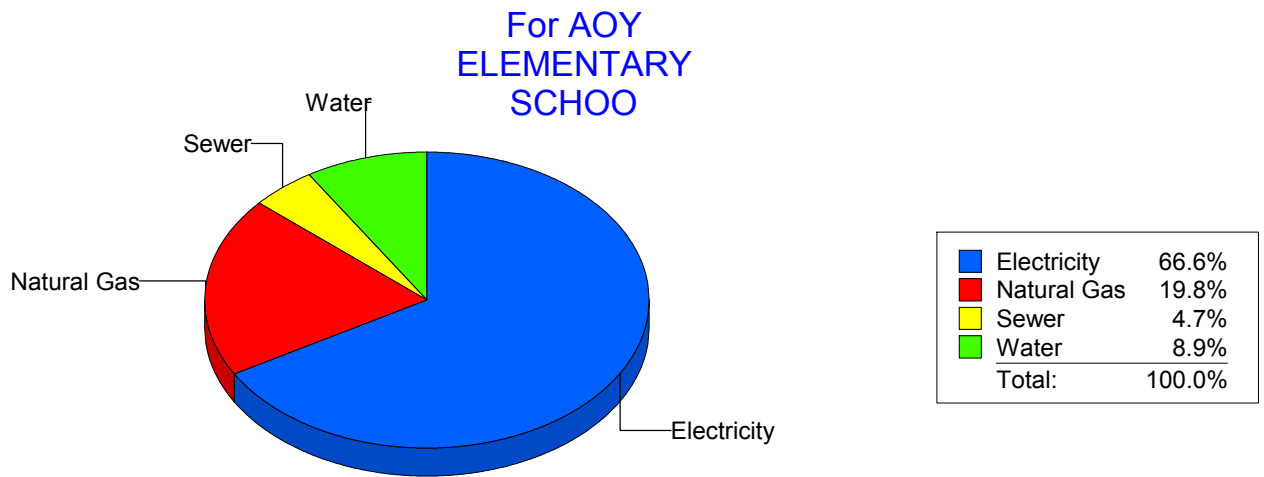
Energy CAP

Cost Avoidance Program

Cost Summary Graph

Grouped by Energy Type

Energy Type	Use	Units	Meter Cost	Special Charges	Total Cost	Avg Unit Cost	% of Total Cost
Site: AOY ELEMENTARY SCHOO - AOY ELEMENTARY SCHOO							
Electricity	46,181	KWH	\$5,866.16	\$0.00	\$5,866.16	0.1270	66.58%
Natural Gas	3,041	CCF	\$1,745.38	\$0.00	\$1,745.38	0.5739	19.81%
Water	186	CCF	\$785.01	\$0.00	\$785.01	4.2205	8.91%
Sewer	73	CCF	\$414.13	\$0.00	\$414.13	5.6730	4.70%
Total Cost:			\$8,810.68	\$0.00	\$8,810.68		



Filters: Cost Center Name Not Equal To DoNotReport; Billing Period Equal To 201512All Meter CodesAll Group Names

elpaso

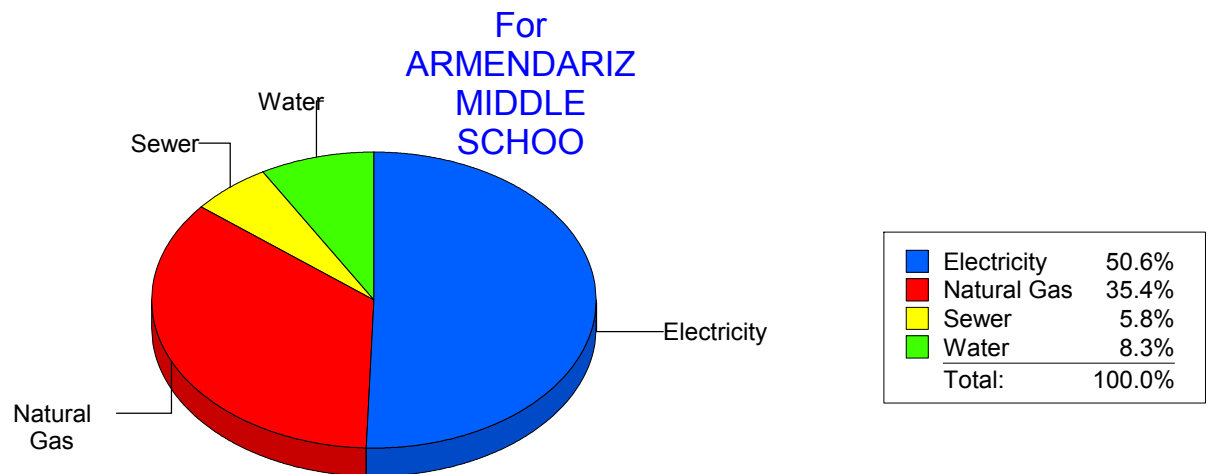
Energy CAP

Cost Avoidance Program

Cost Summary Graph

Grouped by Energy Type

Energy Type	Use	Units	Meter Cost	Special Charges	Total Cost	Avg Unit Cost	% of Total Cost
Site: ARMENDARIZ MIDDLE SCHOO - ARMENDARIZ MIDDLE SCHOO							
Electricity	292	KWH	\$4,318.85	\$0.00	\$4,318.85	14.7906	50.55%
Natural Gas	5,872	CCF	\$3,020.04	\$0.00	\$3,020.04	0.5143	35.35%
Water	246	CCF	\$712.43	\$0.00	\$712.43	2.8961	8.34%
Sewer	164	CCF	\$491.93	\$0.00	\$491.93	2.9996	5.76%
Total Cost:			\$8,543.25	\$0.00	\$8,543.25		



Filters: Cost Center Name Not Equal To DoNotReport; Billing Period Equal To 201512All Meter CodesAll Group Names

elpaso

Energy CAP

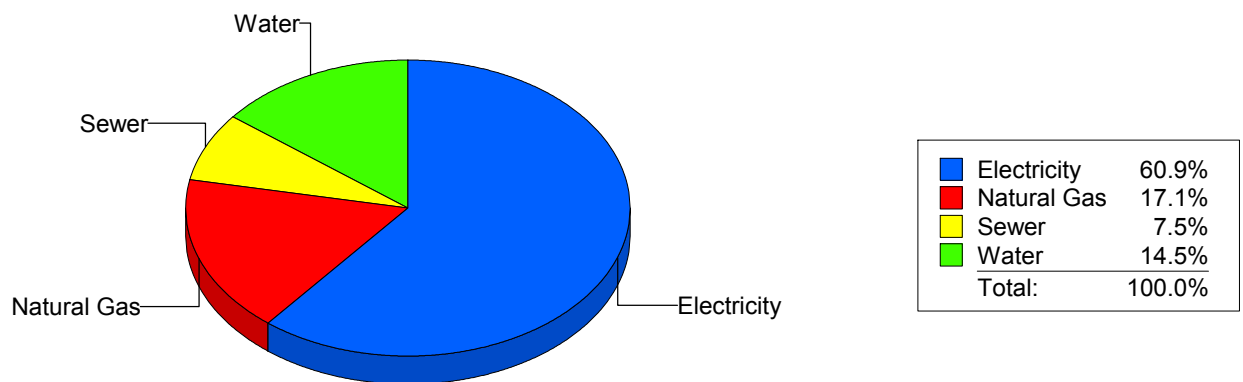
Cost Avoidance Program

Cost Summary Graph

Grouped by Energy Type

Energy Type	Use	Units	Meter Cost	Special Charges	Total Cost	Avg Unit Cost	% of Total Cost
Site: AUSTIN HIGH SCHOOL - AUSTIN HIGH SCHOOL							
Electricity	111,741	KWH	\$12,432.26	\$0.00	\$12,432.26	0.1113	60.88%
Natural Gas	6,331	CCF	\$3,498.32	\$0.00	\$3,498.32	0.5526	17.13%
Water	956	CCF	\$2,954.69	\$0.00	\$2,954.69	3.0907	14.47%
Sewer	604	CCF	\$1,534.04	\$0.00	\$1,534.04	2.5398	7.51%
Total Cost:			\$20,419.31	\$0.00	\$20,419.31		

For AUSTIN
HIGH SCHOOL



Filters: Cost Center Name Not Equal To DoNotReport; Billing Period Equal To 201512All Meter CodesAll Group Names

elpaso

Energy CAP

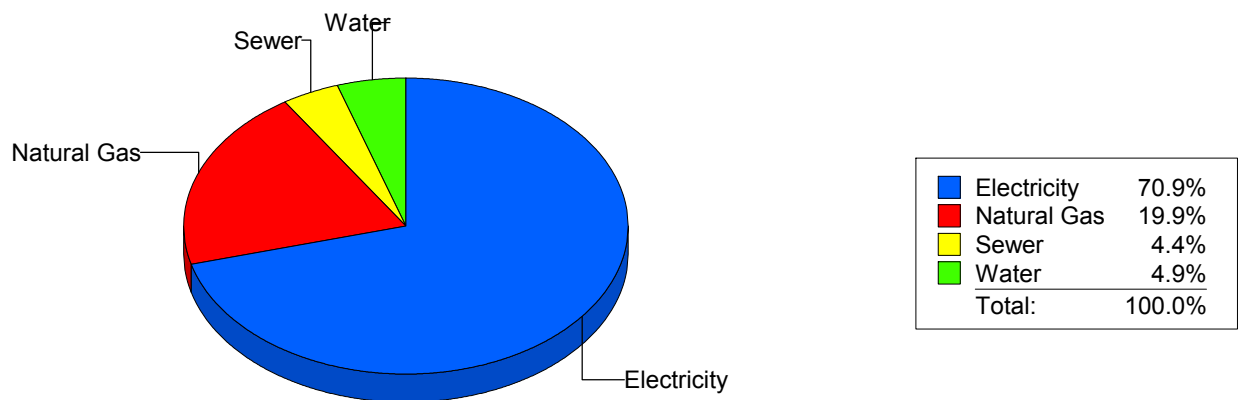
Cost Avoidance Program

Cost Summary Graph

Grouped by Energy Type

Energy Type	Use	Units	Meter Cost	Special Charges	Total Cost	Avg Unit Cost	% of Total Cost
Site: BARRON - BARRON							
Electricity	60,496	KWH	\$6,104.45	\$0.00	\$6,104.45	0.1009	70.90%
Natural Gas	2,955	CCF	\$1,710.49	\$0.00	\$1,710.49	0.5788	19.87%
Water	84	CCF	\$418.55	\$0.00	\$418.55	4.9827	4.86%
Sewer	68	CCF	\$376.04	\$0.00	\$376.04	5.5300	4.37%
Total Cost:			\$8,609.53	\$0.00	\$8,609.53		

For BARRON



Filters: Cost Center Name Not Equal To DoNotReport; Billing Period Equal To 201512All Meter CodesAll Group Names

el Paso

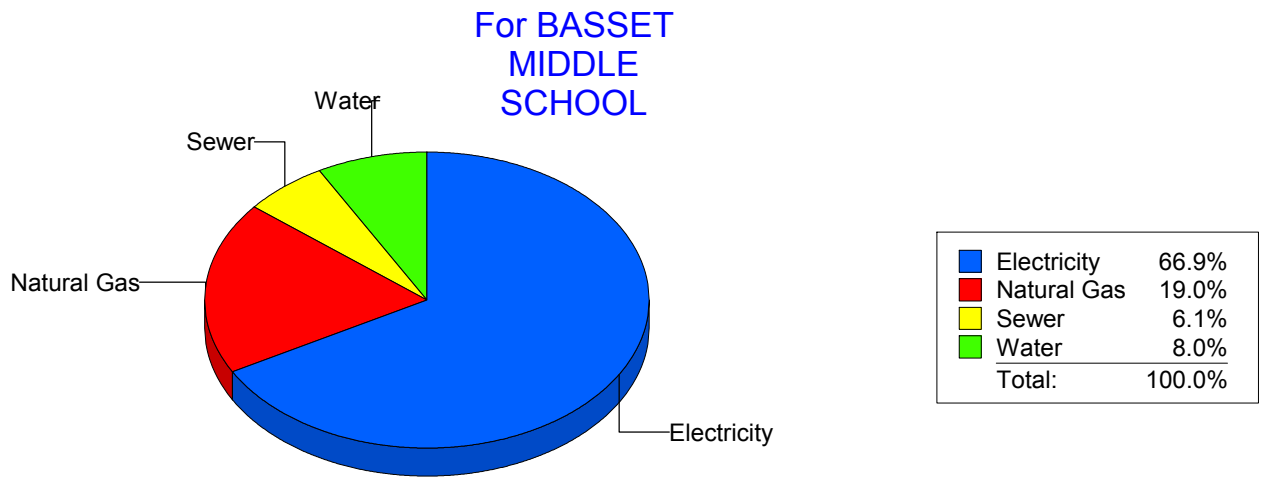
Energy CAP

Cost Avoidance Program

Cost Summary Graph

Grouped by Energy Type

Energy Type	Use	Units	Meter Cost	Special Charges	Total Cost	Avg Unit Cost	% of Total Cost
Site: BASSET MIDDLE SCHOOL - BASSET MIDDLE SCHOOL							
Electricity	60,296	KWH	\$6,189.38	\$0.00	\$6,189.38	0.1026	66.87%
Natural Gas	3,074	CCF	\$1,761.39	\$0.00	\$1,761.39	0.5730	19.03%
Water	267	CCF	\$741.00	\$0.00	\$741.00	2.7753	8.01%
Sewer	271	CCF	\$564.53	\$0.00	\$564.53	2.0831	6.10%
Total Cost:			\$9,256.30	\$0.00	\$9,256.30		



Filters: Cost Center Name Not Equal To DoNotReport; Billing Period Equal To 201512All Meter CodesAll Group Names

elpaso

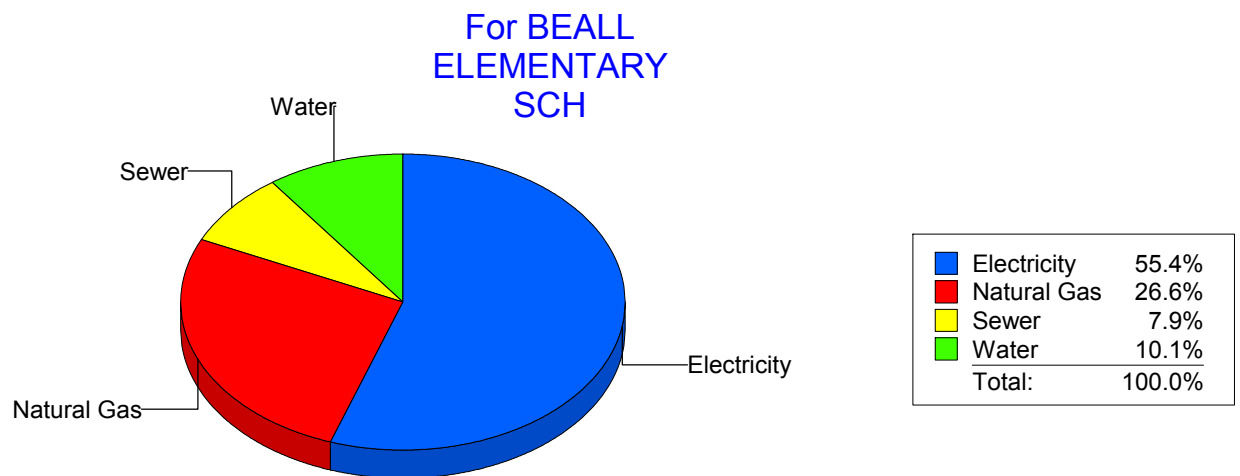
Energy CAP

Cost Avoidance Program

Cost Summary Graph

Grouped by Energy Type

Energy Type	Use	Units	Meter Cost	Special Charges	Total Cost	Avg Unit Cost	% of Total Cost
Site: BEALL ELEMENTARY SCH - BEALL ELEMENTARY SCH							
Electricity	18,922	KWH	\$1,996.67	\$0.00	\$1,996.67	0.1055	55.39%
Natural Gas	1,459	CCF	\$960.42	\$0.00	\$960.42	0.6583	26.65%
Water	129	CCF	\$362.94	\$0.00	\$362.94	2.8135	10.07%
Sewer	83	CCF	\$284.41	\$0.00	\$284.41	3.4266	7.89%
Total Cost:			\$3,604.44	\$0.00	\$3,604.44		



Filters: Cost Center Name Not Equal To DoNotReport; Billing Period Equal To 201512All Meter CodesAll Group Names

elpaso

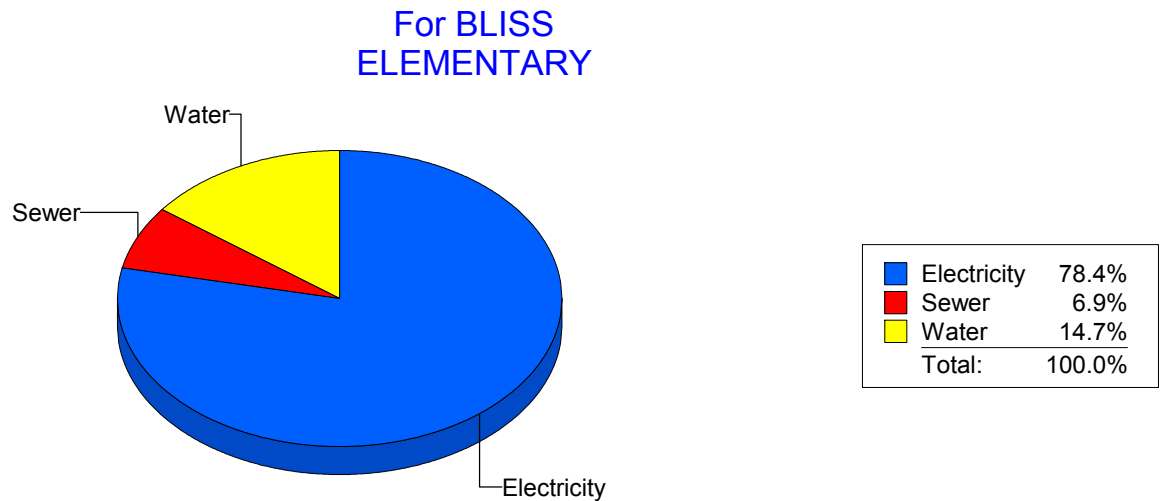
Energy CAP

Cost Avoidance Program

Cost Summary Graph

Grouped by Energy Type

Energy Type	Use	Units	Meter Cost	Special Charges	Total Cost	Avg Unit Cost	% of Total Cost
Site: BLISS ELEMENTARY - BLISS ELEMENTARY							
Electricity	29,365	KWH	\$3,257.36	\$0.00	\$3,257.36	0.1109	78.40%
Water	198	CCF	\$609.96	\$0.00	\$609.96	3.0806	14.68%
Sewer	85	CCF	\$287.39	\$0.00	\$287.39	3.3811	6.92%
Total Cost:			\$4,154.71	\$0.00	\$4,154.71		



Filters: Cost Center Name Not Equal To DoNotReport; Billing Period Equal To 201512All Meter CodesAll Group Names

elpaso

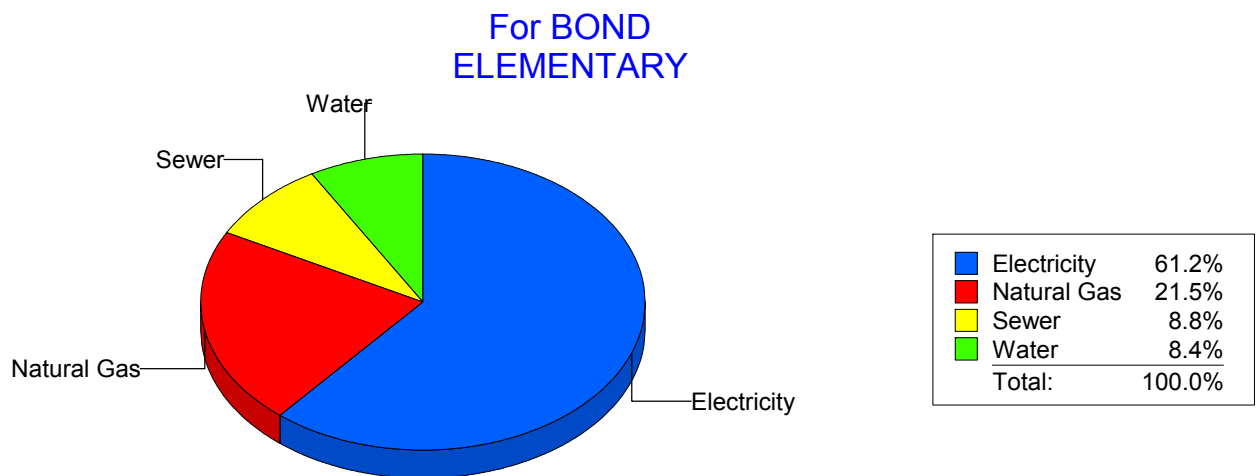
Energy CAP

Cost Avoidance Program

Cost Summary Graph

Grouped by Energy Type

Energy Type	Use	Units	Meter Cost	Special Charges	Total Cost	Avg Unit Cost	% of Total Cost
Site: BOND - BOND ELEMENTARY							
Electricity	24,743	KWH	\$2,848.28	\$0.00	\$2,848.28	0.1151	61.23%
Natural Gas	1,546	CCF	\$1,001.95	\$0.00	\$1,001.95	0.6481	21.54%
Water	88	CCF	\$392.71	\$0.00	\$392.71	4.4626	8.44%
Sewer	120	CCF	\$409.01	\$0.00	\$409.01	3.4084	8.79%
Total Cost:			\$4,651.95	\$0.00	\$4,651.95		



Filters: Cost Center Name Not Equal To DoNotReport; Billing Period Equal To 201512All Meter CodesAll Group Names

elpaso

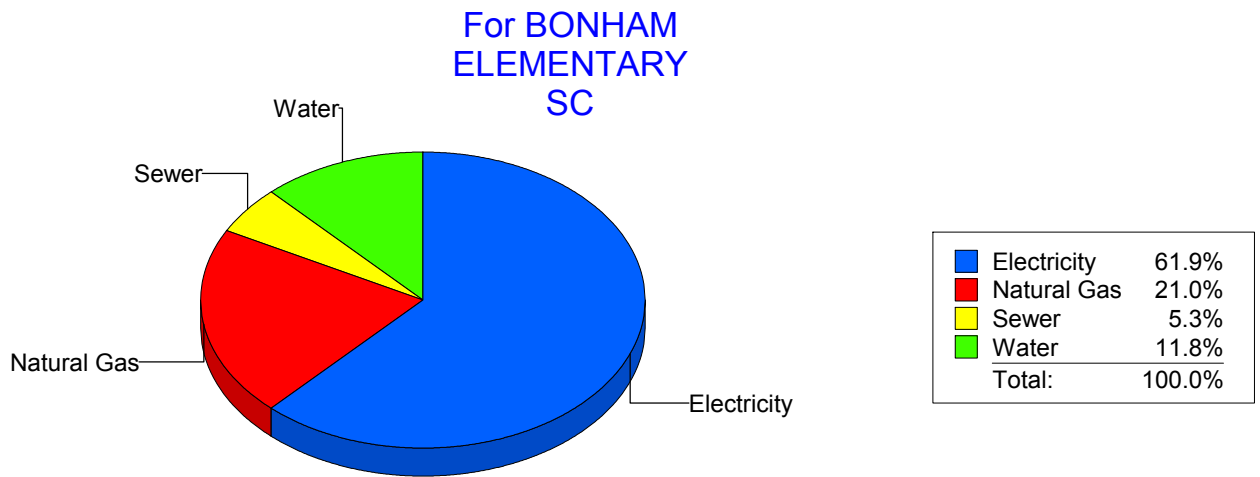
Energy CAP

Cost Avoidance Program

Cost Summary Graph

Grouped by Energy Type

Energy Type	Use	Units	Meter Cost	Special Charges	Total Cost	Avg Unit Cost	% of Total Cost
Site: BONHAM ELEMENTARY SC - BONHAM ELEMENTARY SC							
Electricity	25,432	KWH	\$3,345.60	\$0.00	\$3,345.60	0.1316	61.85%
Natural Gas	2,046	CCF	\$1,138.62	\$0.00	\$1,138.62	0.5565	21.05%
Water	132	CCF	\$639.84	\$0.00	\$639.84	4.8473	11.83%
Sewer	98	CCF	\$285.08	\$0.00	\$285.08	2.9090	5.27%
Total Cost:			\$5,409.14	\$0.00	\$5,409.14		



Filters: Cost Center Name Not Equal To DoNotReport; Billing Period Equal To 201512All Meter CodesAll Group Names

elpaso

Energy CAP

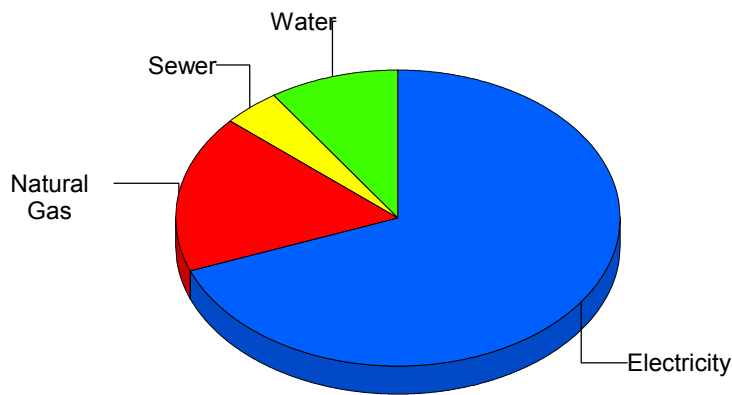
Cost Avoidance Program

Cost Summary Graph

Grouped by Energy Type

Energy Type	Use	Units	Meter Cost	Special Charges	Total Cost	Avg Unit Cost	% of Total Cost
Site: BOWIE HIGH SCHOOL - BOWIE HIGH SCHOOL							
Electricity	209,315	KWH	\$18,602.64	\$0.00	\$18,602.64	0.0889	69.18%
Natural Gas	8,829	CCF	\$4,588.29	\$0.00	\$4,588.29	0.5197	17.06%
Water	1,130	CCF	\$2,562.68	\$0.00	\$2,562.68	2.2679	9.53%
Sewer	441	CCF	\$1,134.87	\$0.00	\$1,134.87	2.5734	4.22%
Total Cost:			\$26,888.48	\$0.00	\$26,888.48		

For BOWIE
HIGH SCHOOL



Electricity	69.2%
Natural Gas	17.1%
Sewer	4.2%
Water	9.5%
Total:	100.0%

Filters: Cost Center Name Not Equal To DoNotReport; Billing Period Equal To 201512All Meter CodesAll Group Names

elpaso

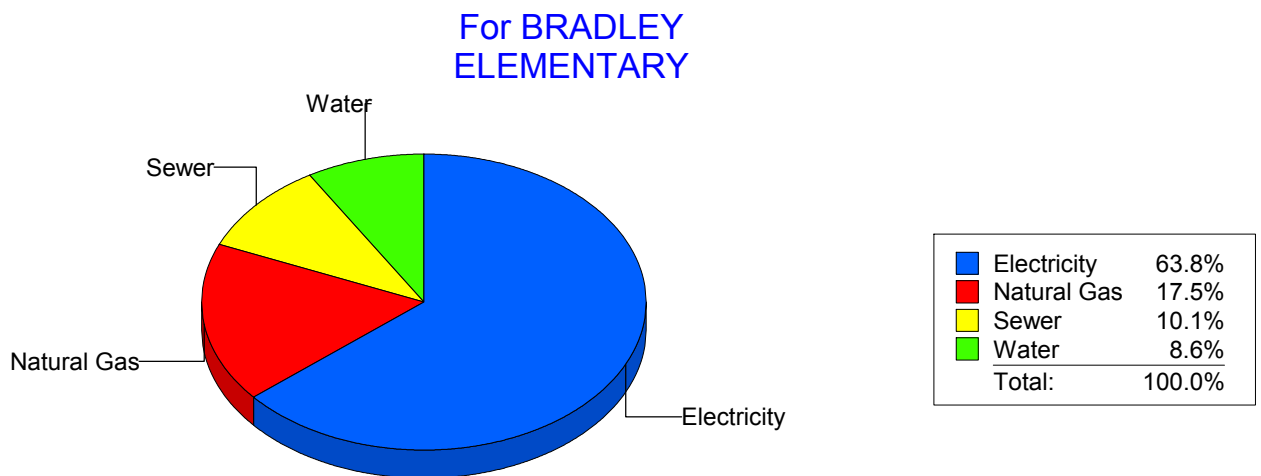
Energy CAP

Cost Avoidance Program

Cost Summary Graph

Grouped by Energy Type

Energy Type	Use	Units	Meter Cost	Special Charges	Total Cost	Avg Unit Cost	% of Total Cost
Site: BRADLEY ELEMENTARY - BRADLEY ELEMENTARY							
Electricity	26,600	KWH	\$2,549.68	\$0.00	\$2,549.68	0.0959	63.84%
Natural Gas	1,165	CCF	\$698.29	\$0.00	\$698.29	0.5994	17.48%
Water	69	CCF	\$341.91	\$0.00	\$341.91	4.9552	8.56%
Sewer	105	CCF	\$404.02	\$0.00	\$404.02	3.8478	10.12%
Total Cost:			\$3,993.90	\$0.00	\$3,993.90		



Filters: Cost Center Name Not Equal To DoNotReport; Billing Period Equal To 201512All Meter CodesAll Group Names

elpaso

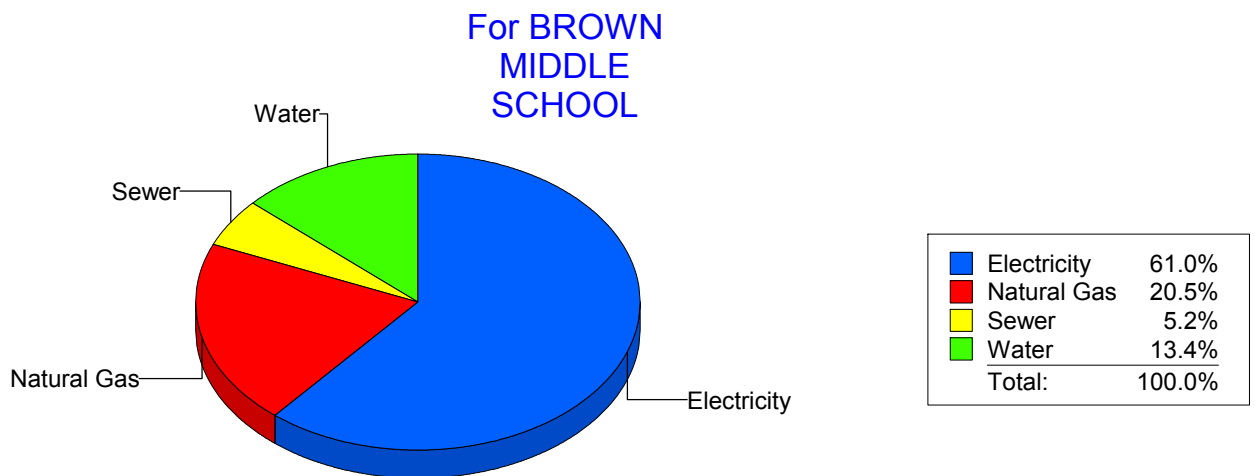
Energy CAP

Cost Avoidance Program

Cost Summary Graph

Grouped by Energy Type

Energy Type	Use	Units	Meter Cost	Special Charges	Total Cost	Avg Unit Cost	% of Total Cost
Site: BROWN MIDDLE SCHOOL - BROWN MIDDLE SCHOOL							
Electricity	74,400	KWH	\$8,757.51	\$0.00	\$8,757.51	0.1177	60.98%
Natural Gas	5,710	CCF	\$2,940.80	\$0.00	\$2,940.80	0.5150	20.48%
Water	735	CCF	\$1,919.56	\$0.00	\$1,919.56	2.6116	13.37%
Sewer	332	CCF	\$742.25	\$0.00	\$742.25	2.2357	5.17%
Total Cost:			\$14,360.12	\$0.00	\$14,360.12		



Filters: Cost Center Name Not Equal To DoNotReport; Billing Period Equal To 201512All Meter CodesAll Group Names

elpaso

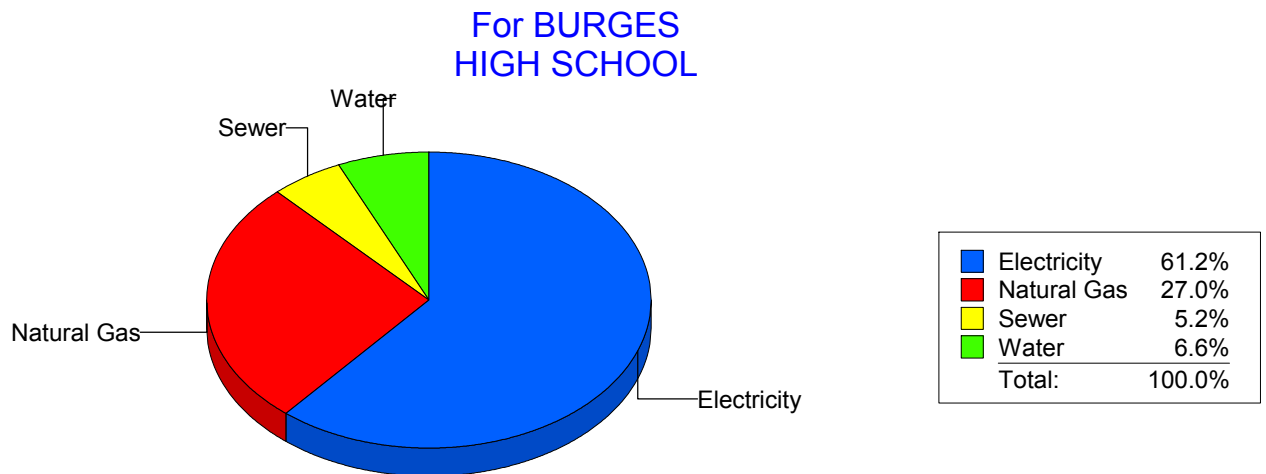
Energy CAP

Cost Avoidance Program

Cost Summary Graph

Grouped by Energy Type

Energy Type	Use	Units	Meter Cost	Special Charges	Total Cost	Avg Unit Cost	% of Total Cost
Site: BURGESS HIGH SCHOOL - BURGESS HIGH SCHOOL							
Electricity	100,604	KWH	\$9,752.25	\$0.00	\$9,752.25	0.0969	61.18%
Natural Gas	8,002	CCF	\$4,299.57	\$0.00	\$4,299.57	0.5373	26.97%
Water	377	CCF	\$1,051.73	\$0.00	\$1,051.73	2.7897	6.60%
Sewer	287	CCF	\$835.94	\$0.00	\$835.94	2.9127	5.24%
Total Cost:			\$15,939.49	\$0.00	\$15,939.49		



Filters: Cost Center Name Not Equal To DoNotReport; Billing Period Equal To 201512All Meter CodesAll Group Names

elpaso

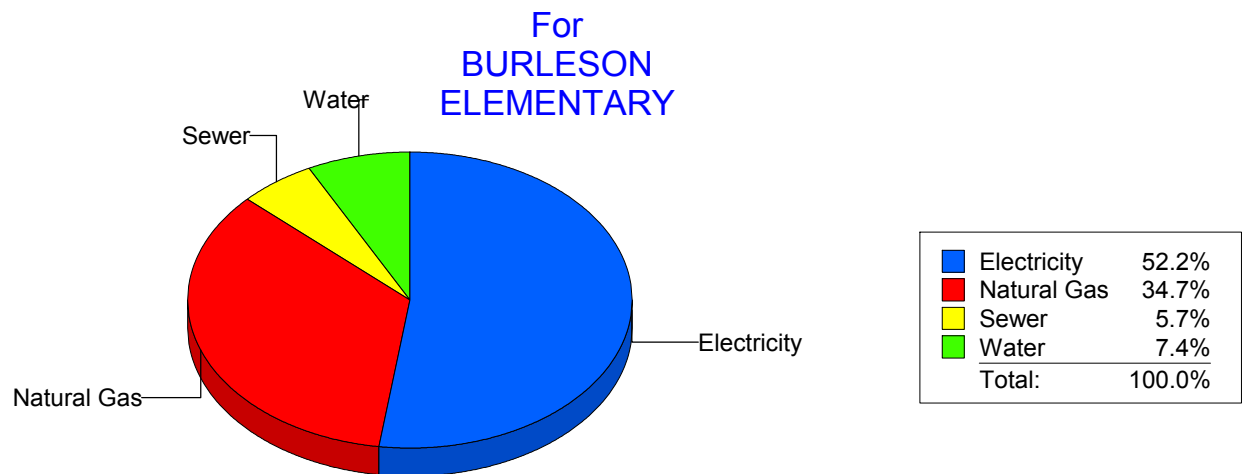
Energy CAP

Cost Avoidance Program

Cost Summary Graph

Grouped by Energy Type

Energy Type	Use	Units	Meter Cost	Special Charges	Total Cost	Avg Unit Cost	% of Total Cost
Site: BURLESON ELEMENTARY - BURLESON ELEMENTARY							
Electricity	20,496	KWH	\$2,218.92	\$0.00	\$2,218.92	0.1083	52.17%
Natural Gas	2,274	CCF	\$1,476.36	\$0.00	\$1,476.36	0.6492	34.71%
Water	115	CCF	\$316.02	\$0.00	\$316.02	2.7480	7.43%
Sewer	679	CCF	\$241.75	\$0.00	\$241.75	0.3560	5.68%
Total Cost:			\$4,253.05	\$0.00	\$4,253.05		



Filters: Cost Center Name Not Equal To DoNotReport; Billing Period Equal To 201512All Meter CodesAll Group Names

el Paso

Energy CAP

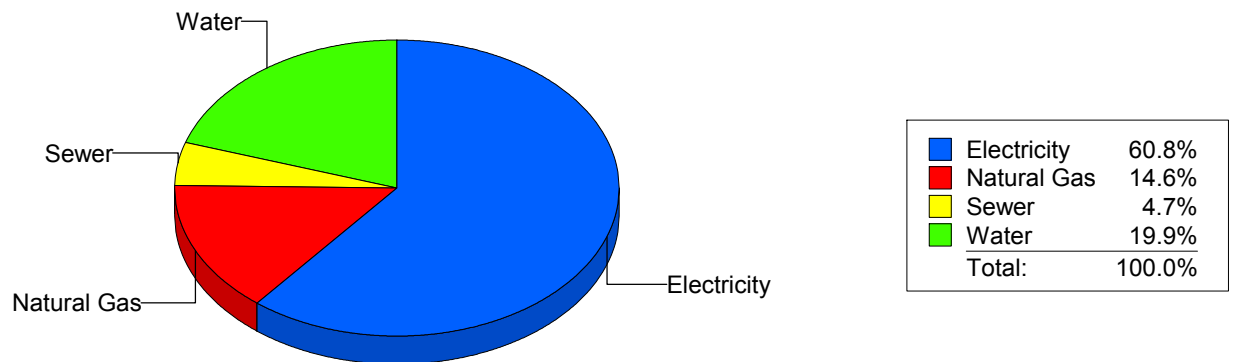
Cost Avoidance Program

Cost Summary Graph

Grouped by Energy Type

Energy Type	Use	Units	Meter Cost	Special Charges	Total Cost	Avg Unit Cost	% of Total Cost
Site: BURNET ELEMENTARY - BURNET ELEMENTARY							
Electricity	20,449	KWH	\$2,690.41	\$0.00	\$2,690.41	0.1316	60.77%
Natural Gas	611	CCF	\$646.47	\$0.00	\$646.47	1.0581	14.60%
Water	136	CCF	\$881.24	\$0.00	\$881.24	6.4797	19.91%
Sewer	47	CCF	\$208.97	\$0.00	\$208.97	4.4462	4.72%
Total Cost:			\$4,427.09	\$0.00	\$4,427.09		

For BURNET
ELEMENTARY



Filters: Cost Center Name Not Equal To DoNotReport; Billing Period Equal To 201512All Meter CodesAll Group Names

elpaso

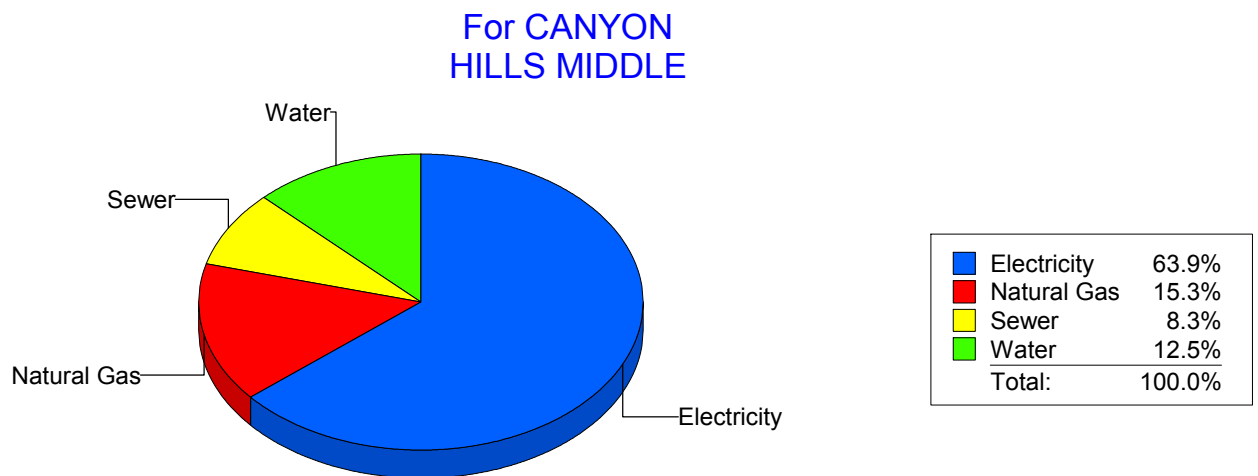
Energy CAP

Cost Avoidance Program

Cost Summary Graph

Grouped by Energy Type

Energy Type	Use	Units	Meter Cost	Special Charges	Total Cost	Avg Unit Cost	% of Total Cost
Site: CANYON HILLS MIDDLE - CANYON HILLS MIDDLE							
Electricity	47,110	KWH	\$5,953.77	\$0.00	\$5,953.77	0.1264	63.85%
Natural Gas	2,388	CCF	\$1,425.77	\$0.00	\$1,425.77	0.5971	15.29%
Water	352	CCF	\$1,166.26	\$0.00	\$1,166.26	3.3132	12.51%
Sewer	190	CCF	\$778.24	\$0.00	\$778.24	4.0960	8.35%
Total Cost:			\$9,324.04	\$0.00	\$9,324.04		



Filters: Cost Center Name Not Equal To DoNotReport; Billing Period Equal To 201512All Meter CodesAll Group Names

elpaso

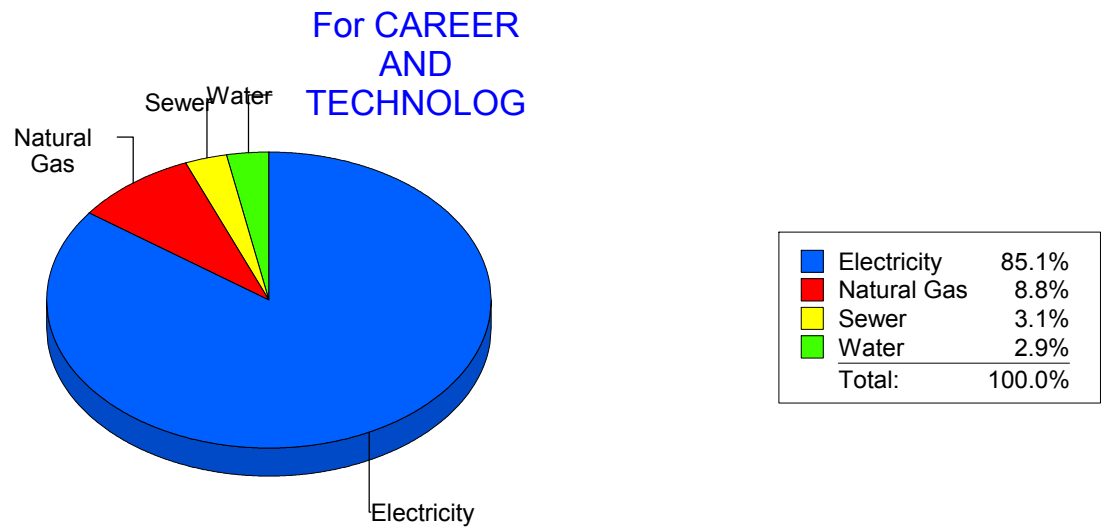
Energy CAP

Cost Avoidance Program

Cost Summary Graph

Grouped by Energy Type

Energy Type	Use	Units	Meter Cost	Special Charges	Total Cost	Avg Unit Cost	% of Total Cost
Site: CAREER AND TECHNOLOG - CAREER AND TECHNOLOG							
Electricity	73,633	KWH	\$20,352.78	\$0.00	\$20,352.78	0.2764	85.12%
Natural Gas	3,999	CCF	\$2,104.03	\$0.00	\$2,104.03	0.5261	8.80%
Water	233	CCF	\$703.93	\$0.00	\$703.93	3.0212	2.94%
Sewer	356	CCF	\$748.97	\$0.00	\$748.97	2.1038	3.13%
Total Cost:			\$23,909.71	\$0.00	\$23,909.71		



Filters: Cost Center Name Not Equal To DoNotReport; Billing Period Equal To 201512All Meter CodesAll Group Names

elpaso

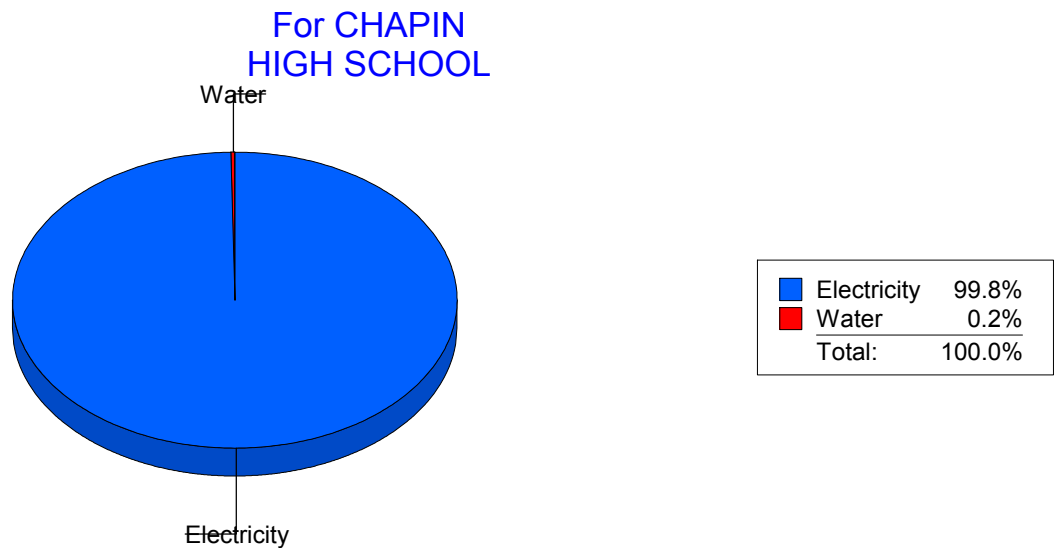
Energy CAP

Cost Avoidance Program

Cost Summary Graph

Grouped by Energy Type

Energy Type	Use	Units	Meter Cost	Special Charges	Total Cost	Avg Unit Cost	% of Total Cost
Site: CHAPIN HIGH SCHOOL - CHAPIN HIGH SCHOOL							
Electricity	242,550	KWH	\$25,201.94	\$0.00	\$25,201.94	0.1039	99.80%
Water	0	CCF	\$50.98	\$0.00	\$50.98	0.0000	0.20%
Total Cost:			\$25,252.92	\$0.00	\$25,252.92		



Filters: Cost Center Name Not Equal To DoNotReport; Billing Period Equal To 201512All Meter CodesAll Group Names

elpaso

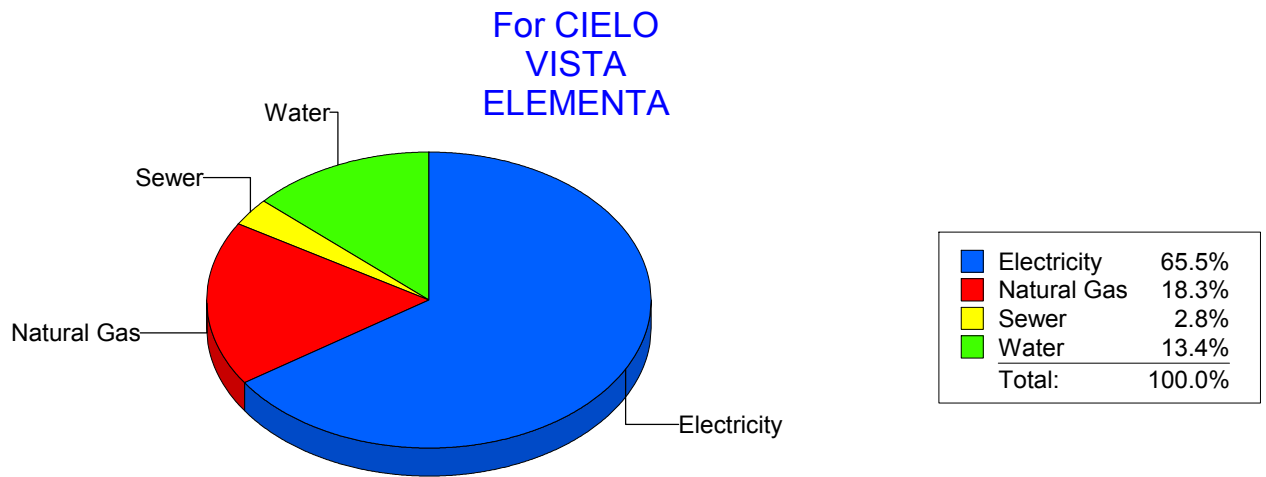
Energy CAP

Cost Avoidance Program

Cost Summary Graph

Grouped by Energy Type

Energy Type	Use	Units	Meter Cost	Special Charges	Total Cost	Avg Unit Cost	% of Total Cost
Site: CIELO VISTA ELEMENTA - CIELO VISTA ELEMENTA							
Electricity	47,260	KWH	\$5,290.45	\$0.00	\$5,290.45	0.1119	65.50%
Natural Gas	2,495	CCF	\$1,474.17	\$0.00	\$1,474.17	0.5908	18.25%
Water	264	CCF	\$1,086.30	\$0.00	\$1,086.30	4.1148	13.45%
Sewer	44	CCF	\$226.30	\$0.00	\$226.30	5.1432	2.80%
Total Cost:			\$8,077.22	\$0.00	\$8,077.22		



Filters: Cost Center Name Not Equal To DoNotReport; Billing Period Equal To 201512All Meter CodesAll Group Names

elpaso

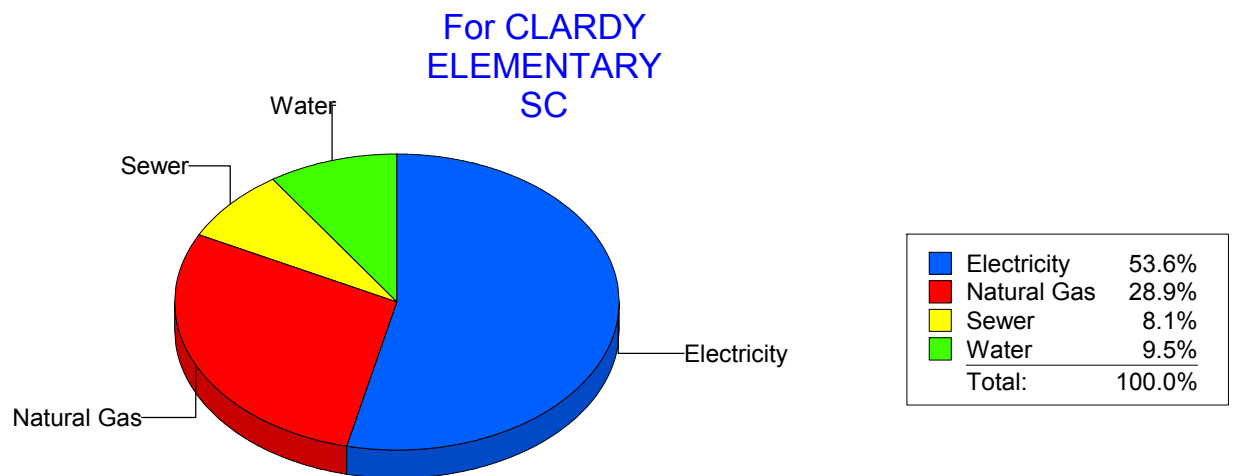
Energy CAP

Cost Avoidance Program

Cost Summary Graph

Grouped by Energy Type

Energy Type	Use	Units	Meter Cost	Special Charges	Total Cost	Avg Unit Cost	% of Total Cost
Site: CLARDY ELEMENTARY SC - CLARDY ELEMENTARY SC							
Electricity	25,543	KWH	\$3,002.11	\$0.00	\$3,002.11	0.1175	53.59%
Natural Gas	2,772	CCF	\$1,617.51	\$0.00	\$1,617.51	0.5835	28.87%
Water	185	CCF	\$530.18	\$0.00	\$530.18	2.8658	9.46%
Sewer	149	CCF	\$452.22	\$0.00	\$452.22	3.0350	8.07%
Total Cost:			\$5,602.02	\$0.00	\$5,602.02		



Filters: Cost Center Name Not Equal To DoNotReport; Billing Period Equal To 201512All Meter CodesAll Group Names

elpaso

Energy CAP

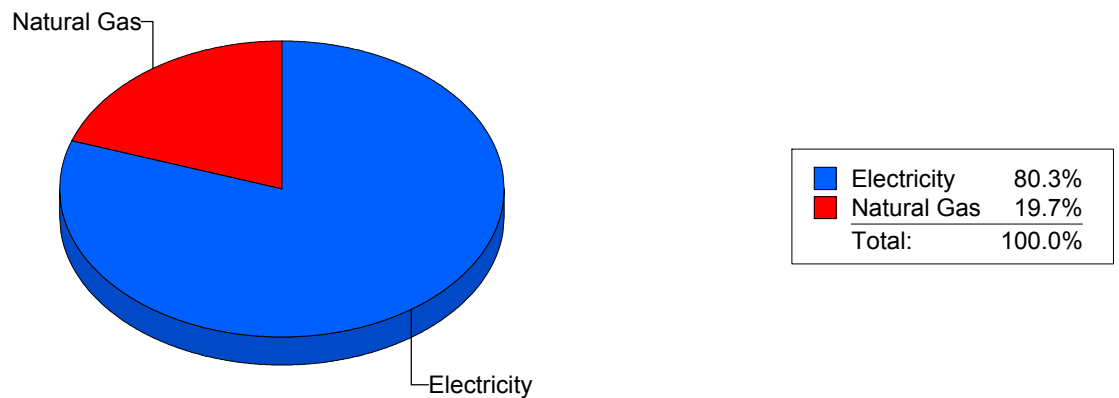
Cost Avoidance Program

Cost Summary Graph

Grouped by Energy Type

Energy Type	Use	Units	Meter Cost	Special Charges	Total Cost	Avg Unit Cost	% of Total Cost
Site: CLENDININ - CLENDININ							
Electricity	31,355	KWH	\$3,493.84	\$0.00	\$3,493.84	0.1114	80.25%
Natural Gas	1,488	CCF	\$859.75	\$0.00	\$859.75	0.5778	19.75%
Total Cost:			\$4,353.59	\$0.00	\$4,353.59		

For CLENDININ



Filters: Cost Center Name Not Equal To DoNotReport; Billing Period Equal To 201512All Meter CodesAll Group Names

elpaso

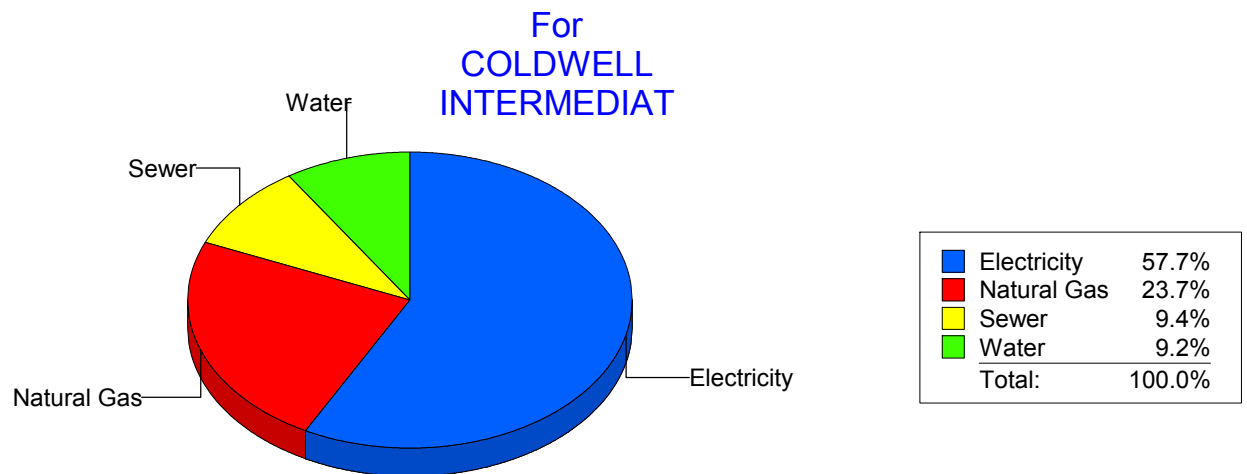
Energy CAP

Cost Avoidance Program

Cost Summary Graph

Grouped by Energy Type

Energy Type	Use	Units	Meter Cost	Special Charges	Total Cost	Avg Unit Cost	% of Total Cost
Site: COLDWELL INTERMEDIAT - COLDWELL INTERMEDIAT							
Electricity	25,204	KWH	\$2,862.69	\$0.00	\$2,862.69	0.1136	57.71%
Natural Gas	1,673	CCF	\$1,173.64	\$0.00	\$1,173.64	0.7015	23.66%
Water	97	CCF	\$455.93	\$0.00	\$455.93	4.7003	9.19%
Sewer	182	CCF	\$467.91	\$0.00	\$467.91	2.5709	9.43%
Total Cost:			\$4,960.17	\$0.00	\$4,960.17		



Filters: Cost Center Name Not Equal To DoNotReport; Billing Period Equal To 201512All Meter CodesAll Group Names

elpaso

Energy CAP

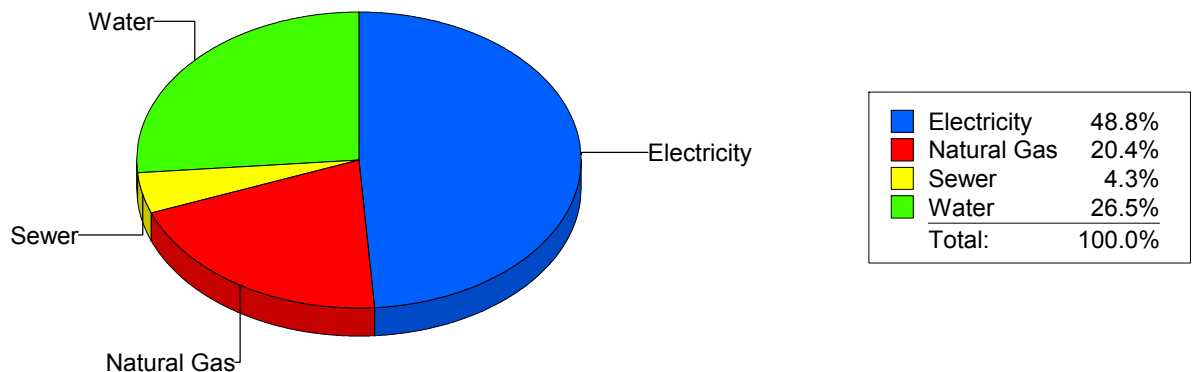
Cost Avoidance Program

Cost Summary Graph

Grouped by Energy Type

Energy Type	Use	Units	Meter Cost	Special Charges	Total Cost	Avg Unit Cost	% of Total Cost
Site: COLLINS ELEMENTARY - COLLINS ELEMENTARY							
Electricity	48,018	KWH	\$4,880.40	\$0.00	\$4,880.40	0.1016	48.79%
Natural Gas	3,633	CCF	\$2,037.90	\$0.00	\$2,037.90	0.5609	20.37%
Water	591	CCF	\$2,649.56	\$0.00	\$2,649.56	4.4832	26.49%
Sewer	184	CCF	\$434.90	\$0.00	\$434.90	2.3636	4.35%
Total Cost:			\$10,002.76	\$0.00	\$10,002.76		

For COLLINS
ELEMENTARY



Filters: Cost Center Name Not Equal To DoNotReport; Billing Period Equal To 201512All Meter CodesAll Group Names

elpaso

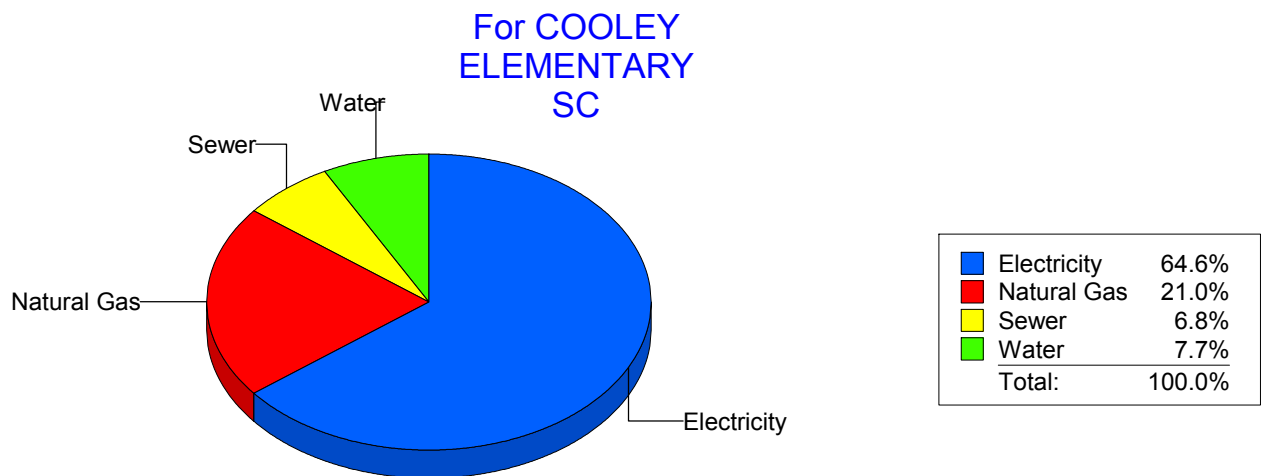
Energy CAP

Cost Avoidance Program

Cost Summary Graph

Grouped by Energy Type

Energy Type	Use	Units	Meter Cost	Special Charges	Total Cost	Avg Unit Cost	% of Total Cost
Site: COOLEY ELEMENTARY SC - COOLEY ELEMENTARY SC							
Electricity	65,800	KWH	\$6,168.20	\$0.00	\$6,168.20	0.0937	64.56%
Natural Gas	3,552	CCF	\$2,003.57	\$0.00	\$2,003.57	0.5641	20.97%
Water	188	CCF	\$735.57	\$0.00	\$735.57	3.9126	7.70%
Sewer	157	CCF	\$647.46	\$0.00	\$647.46	4.1239	6.78%
Total Cost:			\$9,554.80	\$0.00	\$9,554.80		



Filters: Cost Center Name Not Equal To DoNotReport; Billing Period Equal To 201512All Meter CodesAll Group Names

elpaso

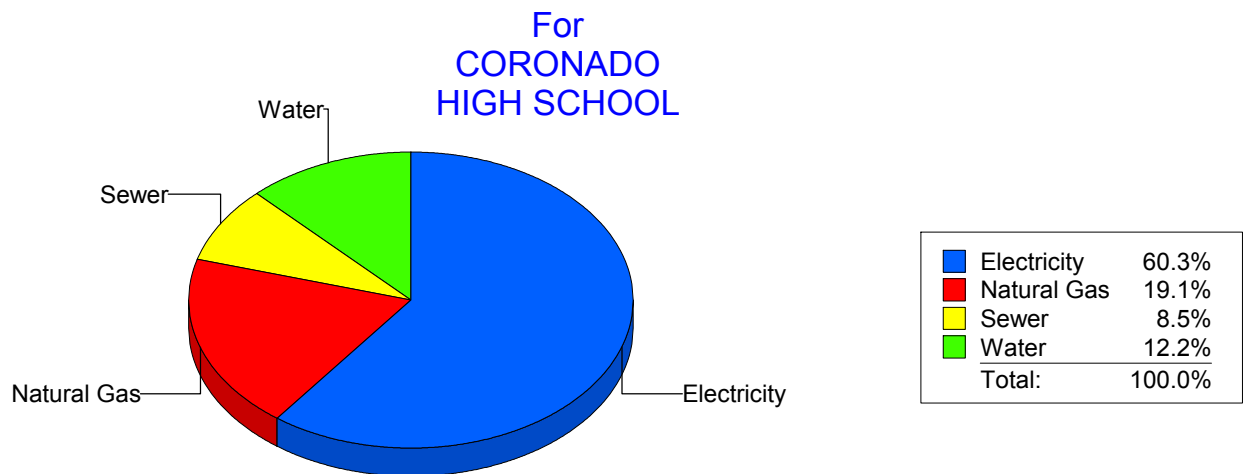
Energy CAP

Cost Avoidance Program

Cost Summary Graph

Grouped by Energy Type

Energy Type	Use	Units	Meter Cost	Special Charges	Total Cost	Avg Unit Cost	% of Total Cost
Site: CORONADO HIGH SCHOOL - CORONADO HIGH SCHOOL							
Electricity	164,168	KWH	\$16,791.20	\$0.00	\$16,791.20	0.1023	60.31%
Natural Gas	10,309	CCF	\$5,306.16	\$0.00	\$5,306.16	0.5147	19.06%
Water	2,055	CCF	\$3,387.22	\$0.00	\$3,387.22	1.6483	12.17%
Sewer	1,352	CCF	\$2,355.12	\$0.00	\$2,355.12	1.7420	8.46%
Total Cost:			\$27,839.70	\$0.00	\$27,839.70		



Filters: Cost Center Name Not Equal To DoNotReport; Billing Period Equal To 201512All Meter CodesAll Group Names

elpaso

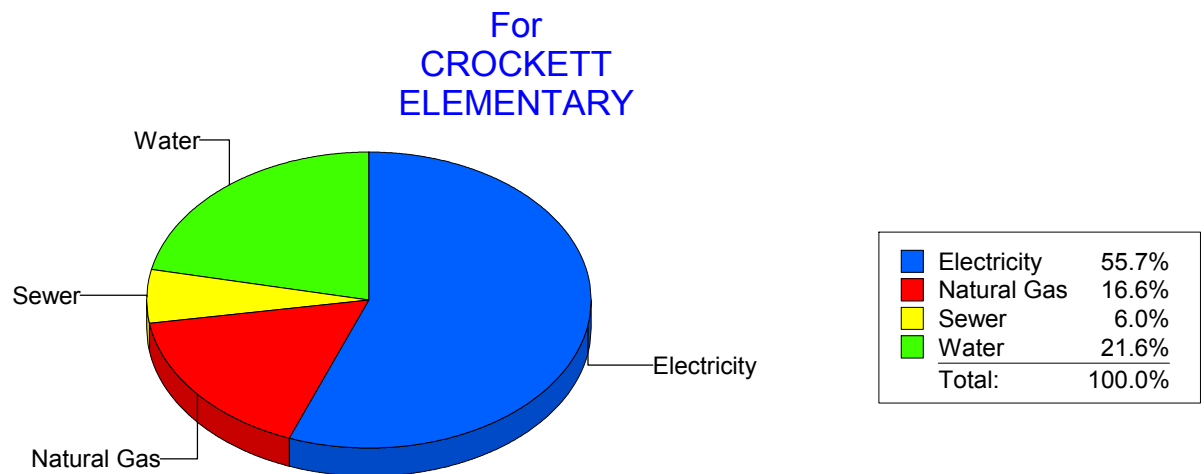
Energy CAP

Cost Avoidance Program

Cost Summary Graph

Grouped by Energy Type

Energy Type	Use	Units	Meter Cost	Special Charges	Total Cost	Avg Unit Cost	% of Total Cost
Site: CROCKETT - CROCKETT ELEMENTARY							
Electricity	23,635	KWH	\$2,473.29	\$0.00	\$2,473.29	0.1046	55.73%
Natural Gas	1,246	CCF	\$738.78	\$0.00	\$738.78	0.5929	16.65%
Water	220	CCF	\$960.04	\$0.00	\$960.04	4.3638	21.63%
Sewer	85	CCF	\$265.59	\$0.00	\$265.59	3.1246	5.98%
Total Cost:			\$4,437.70	\$0.00	\$4,437.70		



Filters: Cost Center Name Not Equal To DoNotReport; Billing Period Equal To 201512All Meter CodesAll Group Names

elpaso

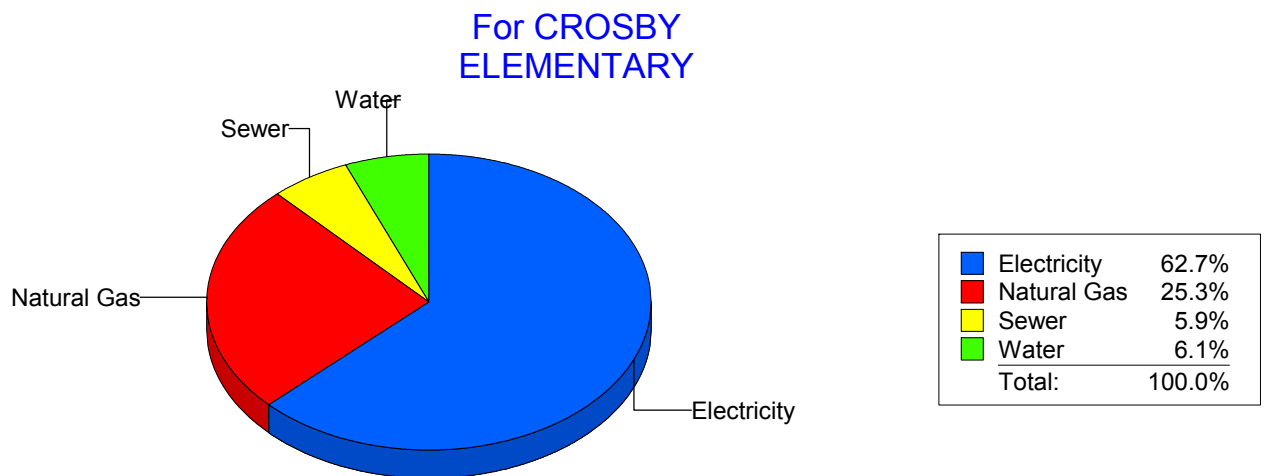
Energy CAP

Cost Avoidance Program

Cost Summary Graph

Grouped by Energy Type

Energy Type	Use	Units	Meter Cost	Special Charges	Total Cost	Avg Unit Cost	% of Total Cost
Site: CROSBY ELEMENTARY - CROSBY ELEMENTARY							
Electricity	28,461	KWH	\$2,774.58	\$0.00	\$2,774.58	0.0975	62.72%
Natural Gas	1,785	CCF	\$1,119.01	\$0.00	\$1,119.01	0.6269	25.29%
Water	74	CCF	\$270.64	\$0.00	\$270.64	3.6573	6.12%
Sewer	81	CCF	\$259.63	\$0.00	\$259.63	3.2053	5.87%
Total Cost:			\$4,423.86	\$0.00	\$4,423.86		



Filters: Cost Center Name Not Equal To DoNotReport; Billing Period Equal To 201512All Meter CodesAll Group Names

elpaso

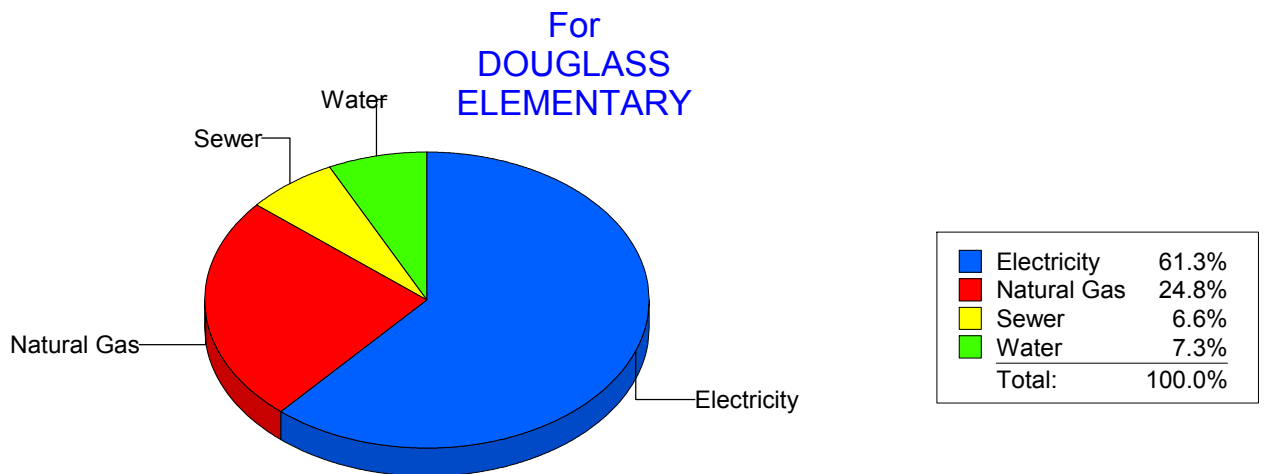
Energy CAP

Cost Avoidance Program

Cost Summary Graph

Grouped by Energy Type

Energy Type	Use	Units	Meter Cost	Special Charges	Total Cost	Avg Unit Cost	% of Total Cost
Site: DOUGLASS ELEMENTARY - DOUGLASS ELEMENTARY							
Electricity	30,383	KWH	\$3,029.45	\$0.00	\$3,029.45	0.0997	61.30%
Natural Gas	2,009	CCF	\$1,227.93	\$0.00	\$1,227.93	0.6112	24.85%
Water	111	CCF	\$360.72	\$0.00	\$360.72	3.2497	7.30%
Sewer	83	CCF	\$324.19	\$0.00	\$324.19	3.9059	6.56%
Total Cost:			\$4,942.29	\$0.00	\$4,942.29		



Filters: Cost Center Name Not Equal To DoNotReport; Billing Period Equal To 201512All Meter CodesAll Group Names

elpaso

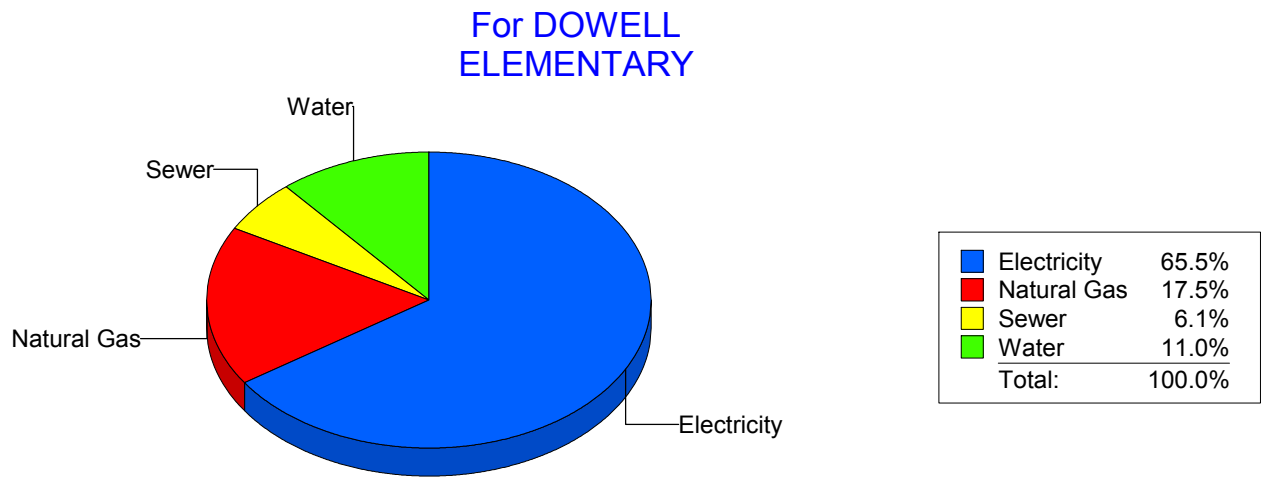
Energy CAP

Cost Avoidance Program

Cost Summary Graph

Grouped by Energy Type

Energy Type	Use	Units	Meter Cost	Special Charges	Total Cost	Avg Unit Cost	% of Total Cost
Site: DOWELL ELEMENTARY - DOWELL ELEMENTARY							
Electricity	18,746	KWH	\$2,088.64	\$0.00	\$2,088.64	0.1114	65.46%
Natural Gas	883	CCF	\$557.11	\$0.00	\$557.11	0.6309	17.46%
Water	119	CCF	\$351.49	\$0.00	\$351.49	2.9537	11.02%
Sewer	91	CCF	\$193.38	\$0.00	\$193.38	2.1251	6.06%
Total Cost:			\$3,190.62	\$0.00	\$3,190.62		



Filters: Cost Center Name Not Equal To DoNotReport; Billing Period Equal To 201512All Meter CodesAll Group Names

elpaso

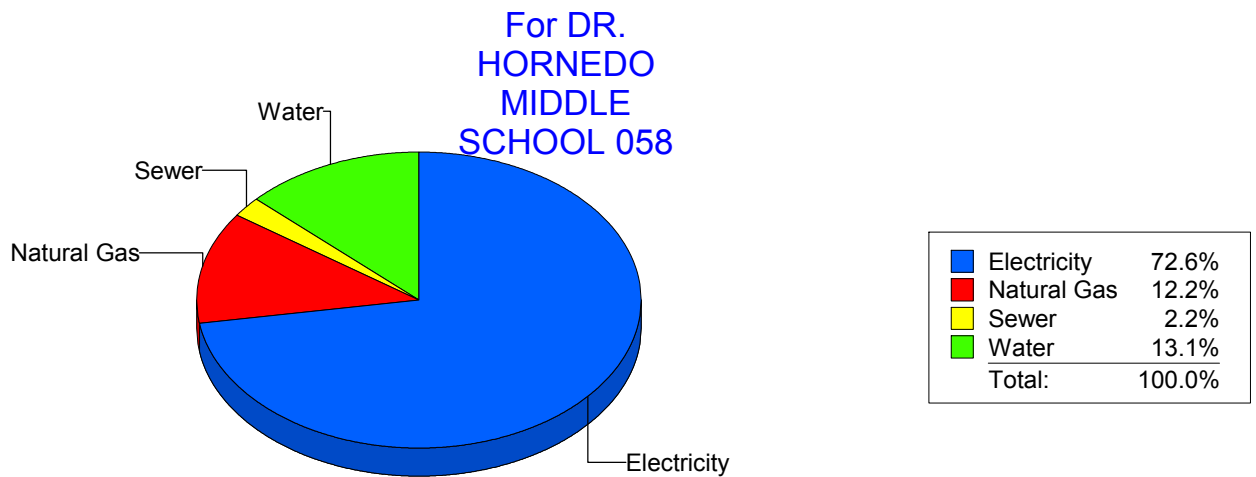
Energy CAP

Cost Avoidance Program

Cost Summary Graph

Grouped by Energy Type

Energy Type	Use	Units	Meter Cost	Special Charges	Total Cost	Avg Unit Cost	% of Total Cost
Site: DRHORNEDOMIDDLESCHOOL - DR. HORNEDO MIDDLE SCHOOL 058							
Electricity	77,618	KWH	\$14,258.12	\$0.00	\$14,258.12	0.1837	72.58%
Natural Gas	4,599	CCF	\$2,397.47	\$0.00	\$2,397.47	0.5213	12.20%
Water	673	CCF	\$2,564.76	\$0.00	\$2,564.76	3.8109	13.06%
Sewer	119	CCF	\$424.88	\$0.00	\$424.88	3.5704	2.16%
Total Cost:			\$19,645.23	\$0.00	\$19,645.23		



Filters: Cost Center Name Not Equal To DoNotReport; Billing Period Equal To 201512All Meter CodesAll Group Names

elpaso

Energy CAP

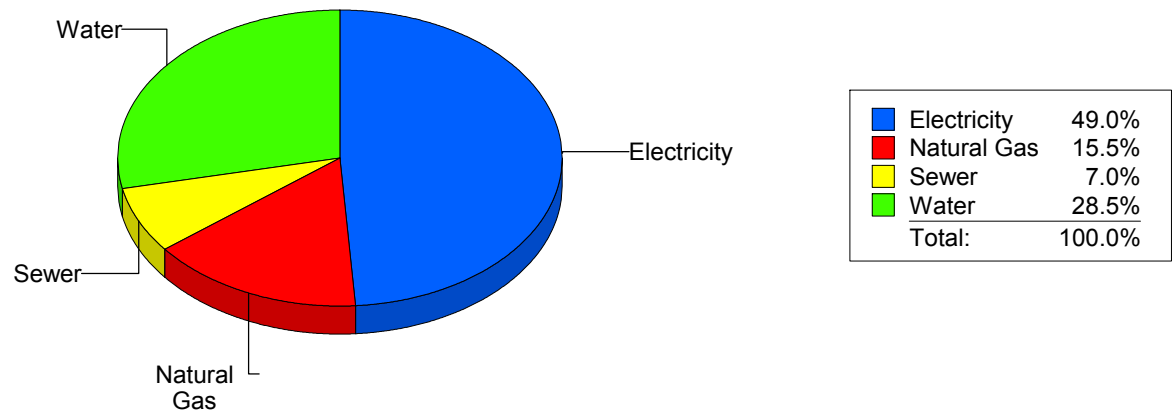
Cost Avoidance Program

Cost Summary Graph

Grouped by Energy Type

Energy Type	Use	Units	Meter Cost	Special Charges	Total Cost	Avg Unit Cost	% of Total Cost
Site: DR. L.A. NIXON ELEME - DR. L.A. NIXON ELEME							
Electricity	38,800	KWH	\$3,434.23	\$0.00	\$3,434.23	0.0885	48.99%
Natural Gas	1,727	CCF	\$1,088.08	\$0.00	\$1,088.08	0.6300	15.52%
Water	506	CCF	\$1,996.04	\$0.00	\$1,996.04	3.9447	28.47%
Sewer	137	CCF	\$492.13	\$0.00	\$492.13	3.5922	7.02%
Total Cost:			\$7,010.48	\$0.00	\$7,010.48		

For DR. L.A.
NIXON ELEME



Filters: Cost Center Name Not Equal To DoNotReport; Billing Period Equal To 201512All Meter CodesAll Group Names

elpaso

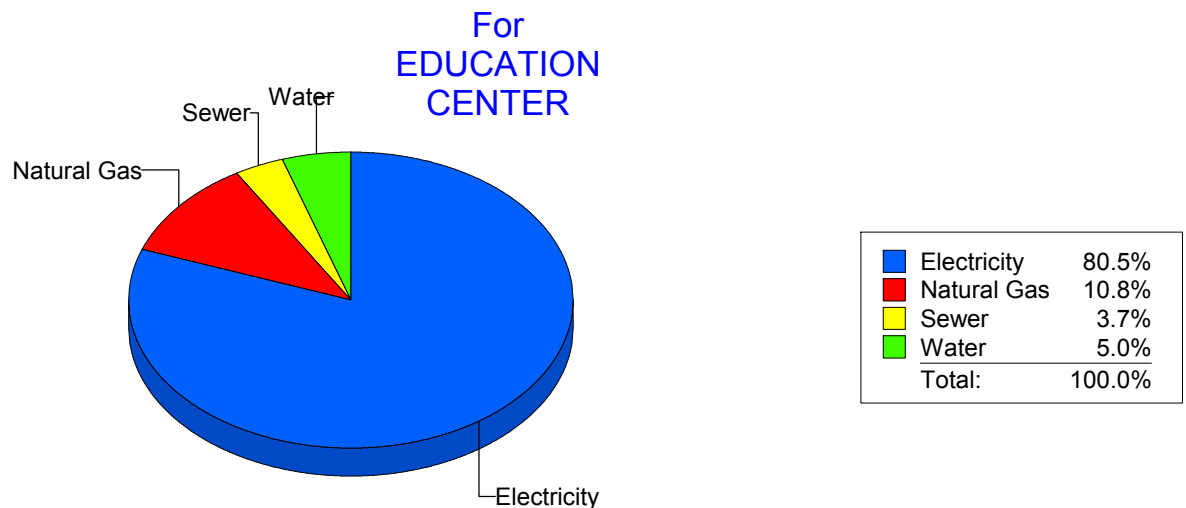
Energy CAP

Cost Avoidance Program

Cost Summary Graph

Grouped by Energy Type

Energy Type	Use	Units	Meter Cost	Special Charges	Total Cost	Avg Unit Cost	% of Total Cost
Site: EDUCATION CENTER - EDUCATION CENTER							
Electricity	241,414	KWH	\$19,837.71	\$0.00	\$19,837.71	0.0822	80.49%
Natural Gas	5,139	CCF	\$2,661.55	\$0.00	\$2,661.55	0.5179	10.80%
Water	389	CCF	\$1,232.20	\$0.00	\$1,232.20	3.1676	5.00%
Sewer	373	CCF	\$913.24	\$0.00	\$913.24	2.4484	3.71%
Total Cost:			\$24,644.70	\$0.00	\$24,644.70		



Filters: Cost Center Name Not Equal To DoNotReport; Billing Period Equal To 201512All Meter CodesAll Group Names

elpaso

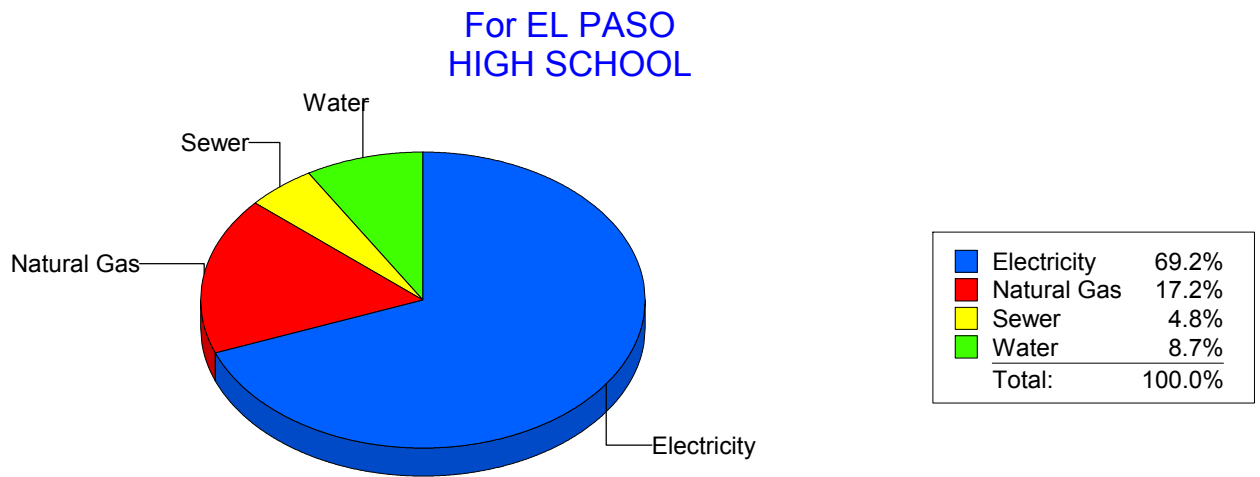
Energy CAP

Cost Avoidance Program

Cost Summary Graph

Grouped by Energy Type

Energy Type	Use	Units	Meter Cost	Special Charges	Total Cost	Avg Unit Cost	% of Total Cost
Site: EL PASO HIGH SCHOOL - EL PASO HIGH SCHOOL							
Electricity	119,659	KWH	\$14,817.22	\$0.00	\$14,817.22	0.1238	69.21%
Natural Gas	6,033	CCF	\$3,688.31	\$0.00	\$3,688.31	0.6114	17.23%
Water	486	CCF	\$1,869.57	\$0.00	\$1,869.57	3.8469	8.73%
Sewer	355	CCF	\$1,035.03	\$0.00	\$1,035.03	2.9156	4.83%
Total Cost:			\$21,410.13	\$0.00	\$21,410.13		



Filters: Cost Center Name Not Equal To DoNotReport; Billing Period Equal To 201512All Meter CodesAll Group Names

elpaso

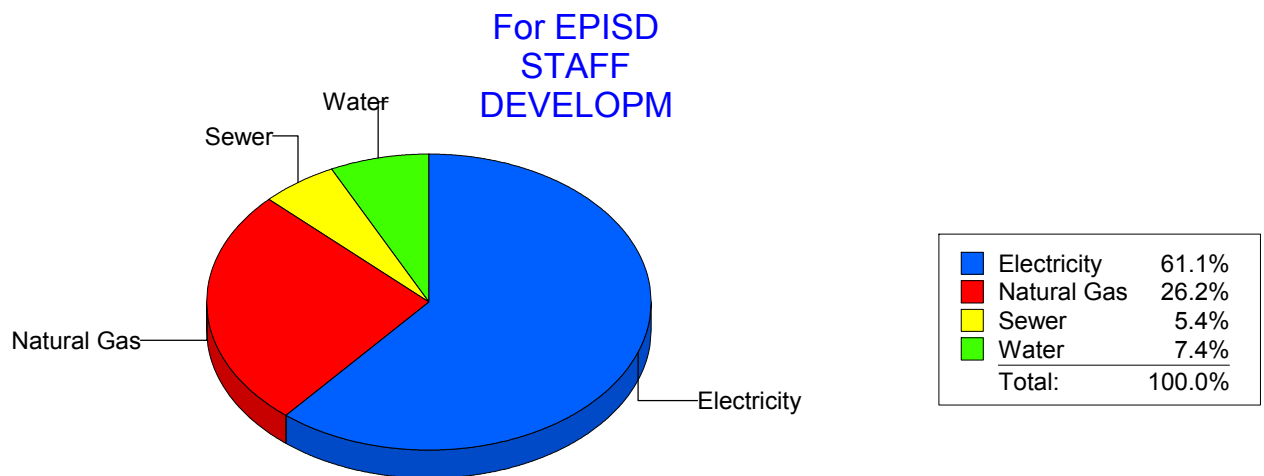
Energy CAP

Cost Avoidance Program

Cost Summary Graph

Grouped by Energy Type

Energy Type	Use	Units	Meter Cost	Special Charges	Total Cost	Avg Unit Cost	% of Total Cost
Site: EPISD STAFF DEVELOPM - EPISD STAFF DEVELOPM							
Electricity	8,840	KWH	\$914.96	\$0.00	\$914.96	0.1035	61.11%
Natural Gas	552	CCF	\$391.90	\$0.00	\$391.90	0.7100	26.18%
Water	21	CCF	\$110.20	\$0.00	\$110.20	5.2476	7.36%
Sewer	15	CCF	\$80.14	\$0.00	\$80.14	5.3427	5.35%
Total Cost:			\$1,497.20	\$0.00	\$1,497.20		



Filters: Cost Center Name Not Equal To DoNotReport; Billing Period Equal To 201512All Meter CodesAll Group Names

elpaso

Energy CAP

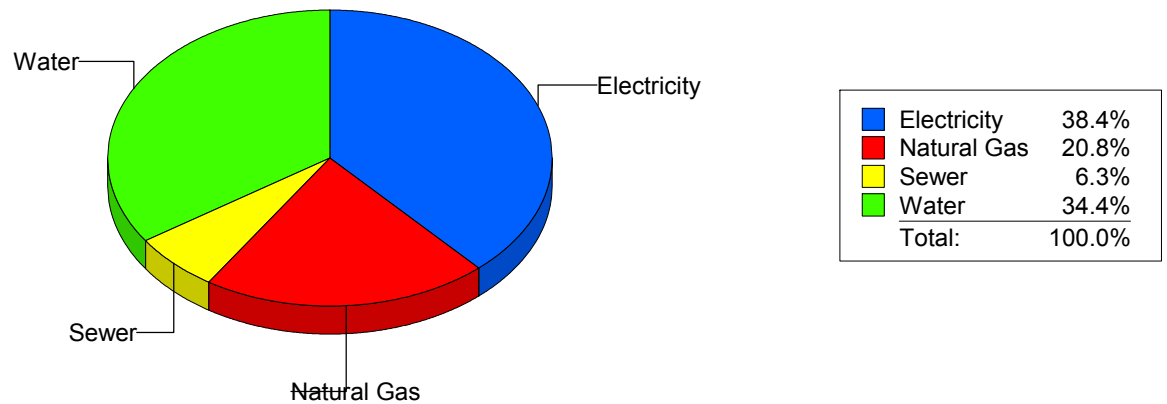
Cost Avoidance Program

Cost Summary Graph

Grouped by Energy Type

Energy Type	Use	Units	Meter Cost	Special Charges	Total Cost	Avg Unit Cost	% of Total Cost
Site: FANNIN ELEMENTARY - FANNIN ELEMENTARY							
Electricity	23,721	KWH	\$2,391.07	\$0.00	\$2,391.07	0.1008	38.43%
Natural Gas	1,912	CCF	\$1,297.23	\$0.00	\$1,297.23	0.6785	20.85%
Water	497	CCF	\$2,142.32	\$0.00	\$2,142.32	4.3105	34.43%
Sewer	108	CCF	\$391.13	\$0.00	\$391.13	3.6216	6.29%
Total Cost:			\$6,221.75	\$0.00	\$6,221.75		

For FANNIN
ELEMENTARY



Filters: Cost Center Name Not Equal To DoNotReport; Billing Period Equal To 201512All Meter CodesAll Group Names

elpaso

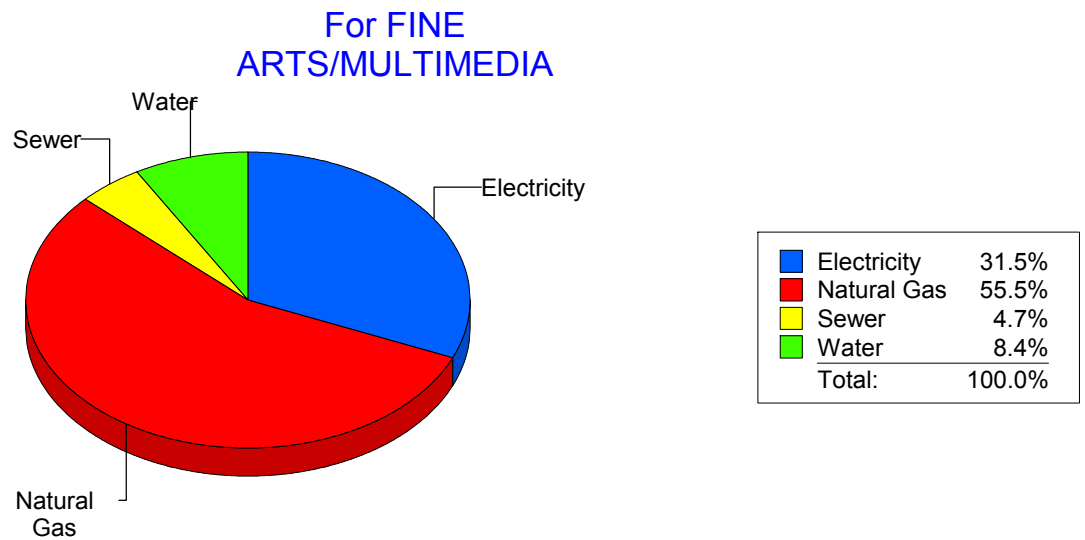
Energy CAP

Cost Avoidance Program

Cost Summary Graph

Grouped by Energy Type

Energy Type	Use	Units	Meter Cost	Special Charges	Total Cost	Avg Unit Cost	% of Total Cost
Site: FINE ARTS/MULTIMEDIA - FINE ARTS/MULTIMEDIA							
Electricity	11,182	KWH	\$1,141.17	\$0.00	\$1,141.17	0.1021	31.49%
Natural Gas	3,806	CCF	\$2,009.64	\$0.00	\$2,009.64	0.5280	55.46%
Water	122	CCF	\$303.42	\$0.00	\$303.42	2.4870	8.37%
Sewer	67	CCF	\$169.30	\$0.00	\$169.30	2.5269	4.67%
Total Cost:			\$3,623.53	\$0.00	\$3,623.53		



Filters: Cost Center Name Not Equal To DoNotReport; Billing Period Equal To 201512All Meter CodesAll Group Names

elpaso

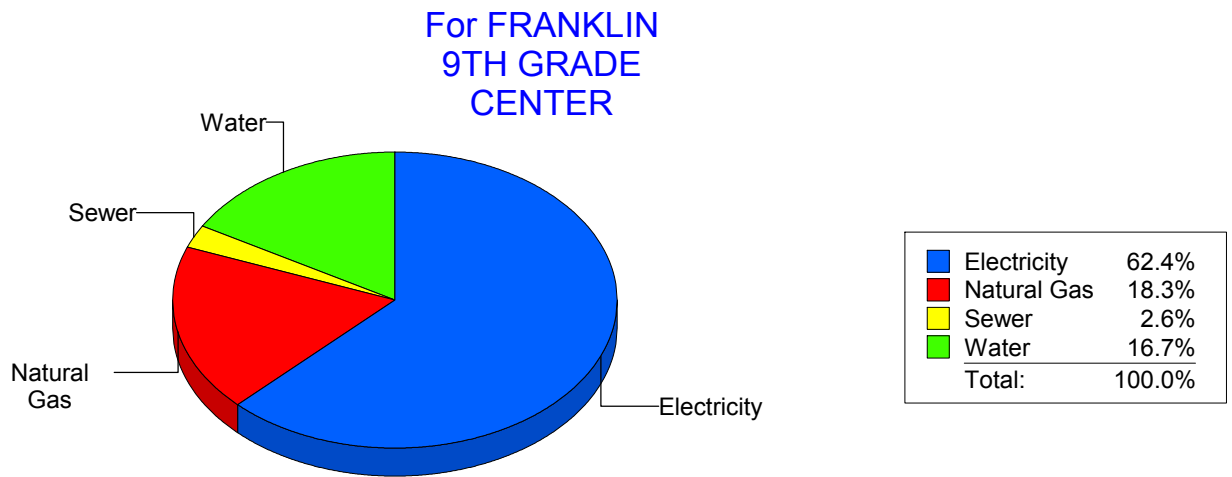
Energy CAP

Cost Avoidance Program

Cost Summary Graph

Grouped by Energy Type

Energy Type	Use	Units	Meter Cost	Special Charges	Total Cost	Avg Unit Cost	% of Total Cost
Site: FRANKLIN9THGRADECENTER - FRANKLIN 9TH GRADE CENTER							
Electricity	79,000	KWH	\$9,294.40	\$0.00	\$9,294.40	0.1177	62.41%
Natural Gas	5,265	CCF	\$2,723.17	\$0.00	\$2,723.17	0.5172	18.29%
Water	1,707	CCF	\$2,494.42	\$0.00	\$2,494.42	1.4613	16.75%
Sewer	89	CCF	\$380.18	\$0.00	\$380.18	4.2717	2.55%
Total Cost:			\$14,892.17	\$0.00	\$14,892.17		



Filters: Cost Center Name Not Equal To DoNotReport; Billing Period Equal To 201512All Meter CodesAll Group Names

elpaso

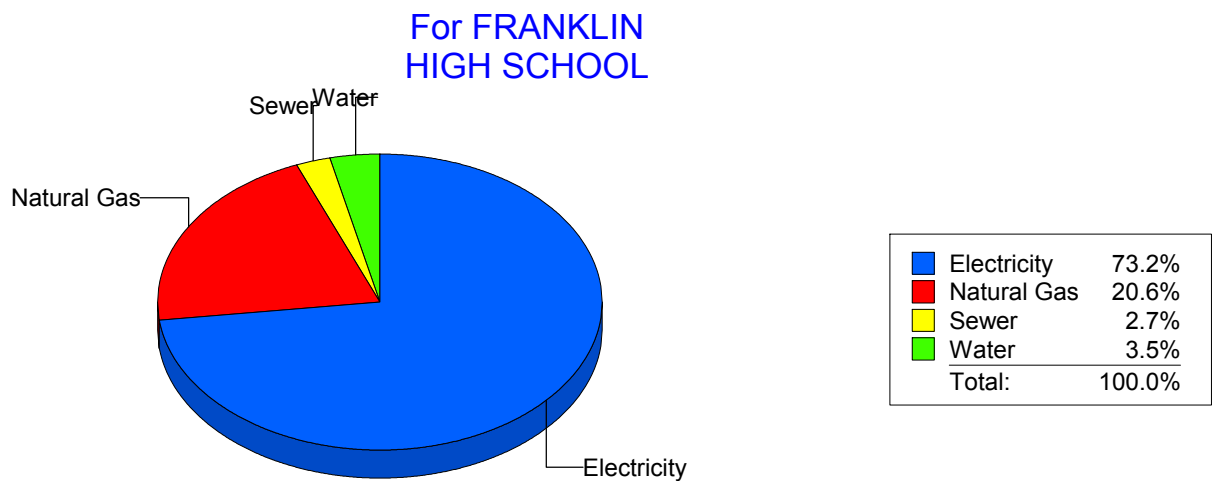
Energy CAP

Cost Avoidance Program

Cost Summary Graph

Grouped by Energy Type

Energy Type	Use	Units	Meter Cost	Special Charges	Total Cost	Avg Unit Cost	% of Total Cost
Site: FRANKLIN HIGH SCHOOL - FRANKLIN HIGH SCHOOL							
Electricity	246,041	KWH	\$21,501.23	\$0.00	\$21,501.23	0.0874	73.16%
Natural Gas	11,863	CCF	\$6,060.10	\$0.00	\$6,060.10	0.5108	20.62%
Water	452	CCF	\$1,027.82	\$0.00	\$1,027.82	2.2739	3.50%
Sewer	372	CCF	\$801.85	\$0.00	\$801.85	2.1555	2.73%
Total Cost:			\$29,391.00	\$0.00	\$29,391.00		



Filters: Cost Center Name Not Equal To DoNotReport; Billing Period Equal To 201512All Meter CodesAll Group Names

elpaso

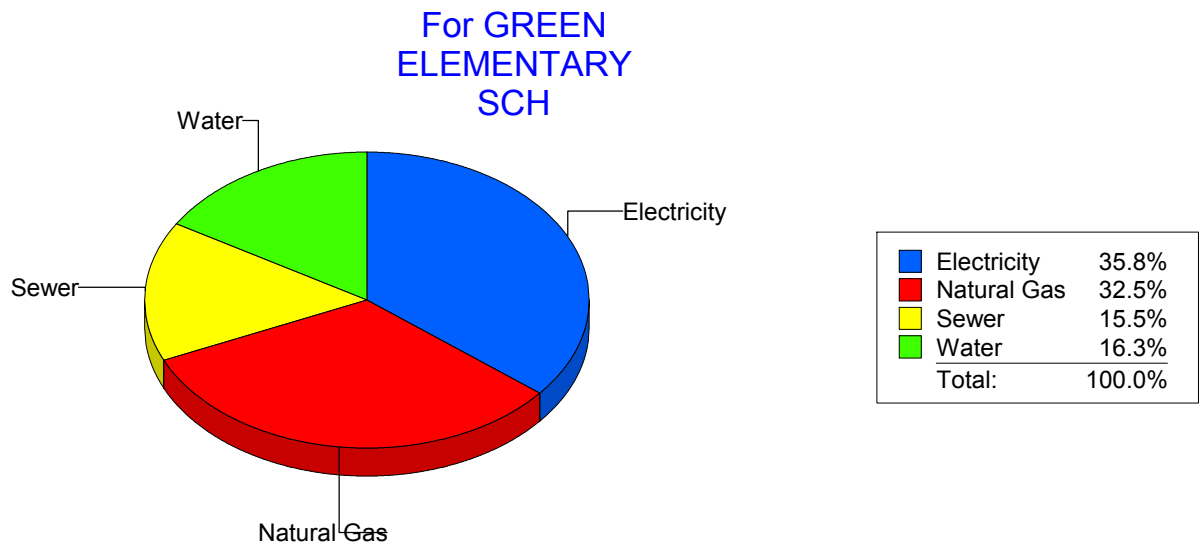
Energy CAP

Cost Avoidance Program

Cost Summary Graph

Grouped by Energy Type

Energy Type	Use	Units	Meter Cost	Special Charges	Total Cost	Avg Unit Cost	% of Total Cost
Site: GREEN ELEMENTARY SCH - GREEN ELEMENTARY SCH							
Electricity	31,200	KWH	\$1,310.05	\$0.00	\$1,310.05	0.0420	35.77%
Natural Gas	1,924	CCF	\$1,189.72	\$0.00	\$1,189.72	0.6184	32.48%
Water	151	CCF	\$595.30	\$0.00	\$595.30	3.9424	16.25%
Sewer	168	CCF	\$567.36	\$0.00	\$567.36	3.3771	15.49%
Total Cost:			\$3,662.43	\$0.00	\$3,662.43		



Filters: Cost Center Name Not Equal To DoNotReport; Billing Period Equal To 201512All Meter CodesAll Group Names

elpaso

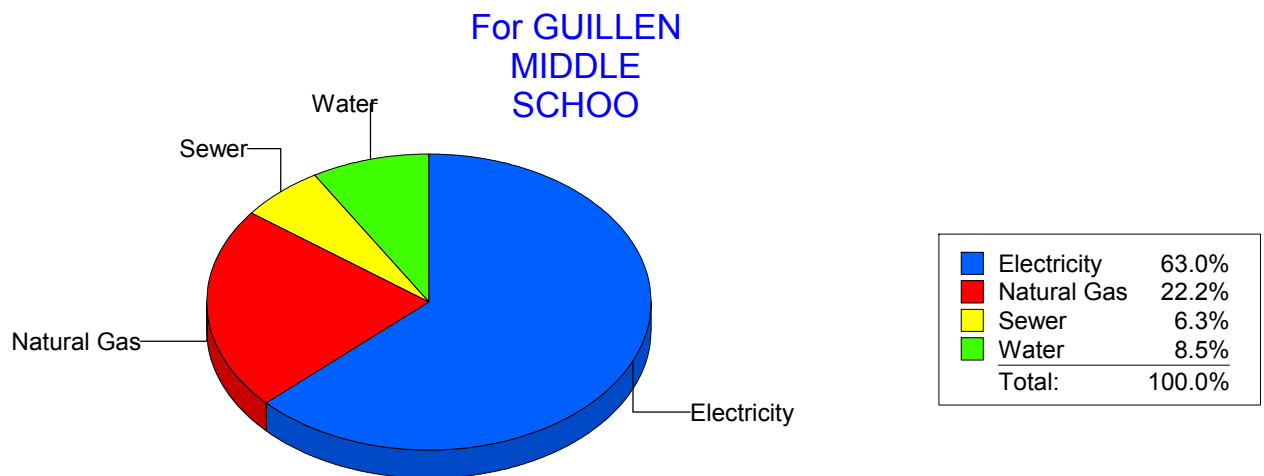
Energy CAP

Cost Avoidance Program

Cost Summary Graph

Grouped by Energy Type

Energy Type	Use	Units	Meter Cost	Special Charges	Total Cost	Avg Unit Cost	% of Total Cost
Site: GUILLEN MIDDLE SCHOO - GUILLEN MIDDLE SCHOO							
Electricity	72,508	KWH	\$6,863.73	\$0.00	\$6,863.73	0.0947	63.03%
Natural Gas	4,376	CCF	\$2,419.23	\$0.00	\$2,419.23	0.5528	22.21%
Water	378	CCF	\$924.01	\$0.00	\$924.01	2.4445	8.48%
Sewer	304	CCF	\$683.17	\$0.00	\$683.17	2.2473	6.27%
Total Cost:			\$10,890.14	\$0.00	\$10,890.14		



Filters: Cost Center Name Not Equal To DoNotReport; Billing Period Equal To 201512All Meter CodesAll Group Names

elpaso

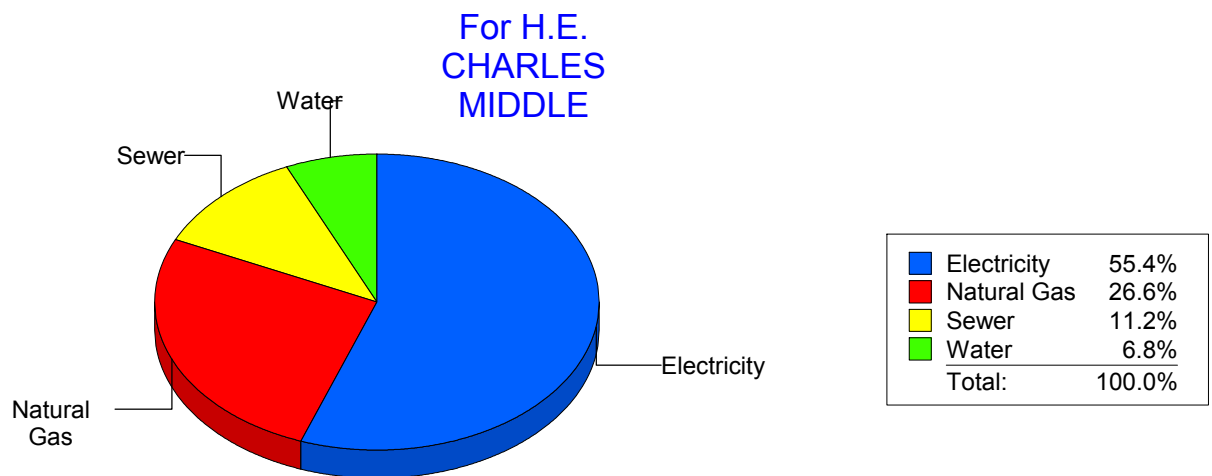
Energy CAP

Cost Avoidance Program

Cost Summary Graph

Grouped by Energy Type

Energy Type	Use	Units	Meter Cost	Special Charges	Total Cost	Avg Unit Cost	% of Total Cost
Site: H.E. CHARLES MIDDLE - H.E. CHARLES MIDDLE							
Electricity	55,320	KWH	\$5,667.94	\$0.00	\$5,667.94	0.1025	55.43%
Natural Gas	5,029	CCF	\$2,718.71	\$0.00	\$2,718.71	0.5406	26.59%
Water	262	CCF	\$691.64	\$0.00	\$691.64	2.6398	6.76%
Sewer	604	CCF	\$1,147.53	\$0.00	\$1,147.53	1.8999	11.22%
Total Cost:			\$10,225.82	\$0.00	\$10,225.82		



Filters: Cost Center Name Not Equal To DoNotReport; Billing Period Equal To 201512All Meter CodesAll Group Names

elpaso

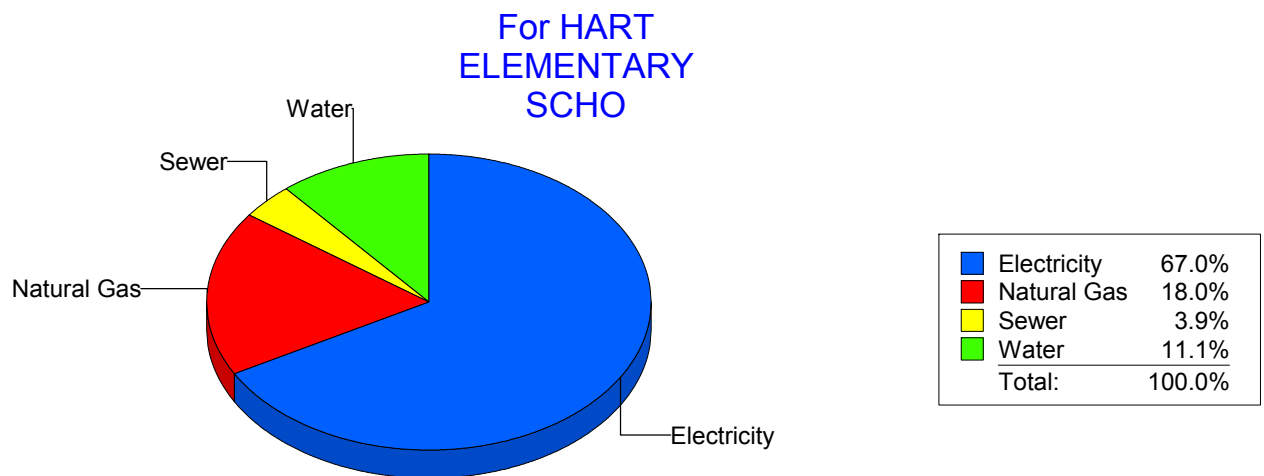
Energy CAP

Cost Avoidance Program

Cost Summary Graph

Grouped by Energy Type

Energy Type	Use	Units	Meter Cost	Special Charges	Total Cost	Avg Unit Cost	% of Total Cost
Site: HART ELEMENTARY SCHO - HART ELEMENTARY SCHO							
Electricity	45,840	KWH	\$4,117.38	\$0.00	\$4,117.38	0.0898	67.02%
Natural Gas	1,983	CCF	\$1,107.28	\$0.00	\$1,107.28	0.5584	18.02%
Water	152	CCF	\$681.93	\$0.00	\$681.93	4.4864	11.10%
Sewer	51	CCF	\$236.73	\$0.00	\$236.73	4.6418	3.85%
Total Cost:			\$6,143.32	\$0.00	\$6,143.32		



Filters: Cost Center Name Not Equal To DoNotReport; Billing Period Equal To 201512All Meter CodesAll Group Names

elpaso

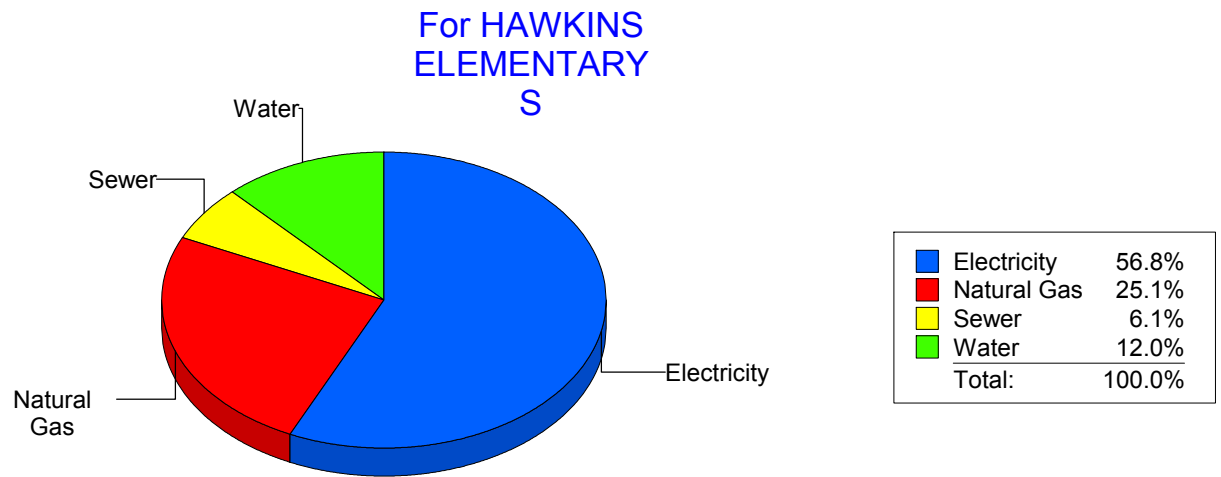
Energy CAP

Cost Avoidance Program

Cost Summary Graph

Grouped by Energy Type

Energy Type	Use	Units	Meter Cost	Special Charges	Total Cost	Avg Unit Cost	% of Total Cost
Site: HAWKINS ELEMENTARY S - HAWKINS ELEMENTARY S							
Electricity	23,878	KWH	\$2,155.72	\$0.00	\$2,155.72	0.0903	56.84%
Natural Gas	1,672	CCF	\$951.70	\$0.00	\$951.70	0.5692	25.10%
Water	135	CCF	\$453.62	\$0.00	\$453.62	3.3601	11.96%
Sewer	62	CCF	\$231.32	\$0.00	\$231.32	3.7310	6.10%
Total Cost:			\$3,792.36	\$0.00	\$3,792.36		



Filters: Cost Center Name Not Equal To DoNotReport; Billing Period Equal To 201512All Meter CodesAll Group Names

elpaso

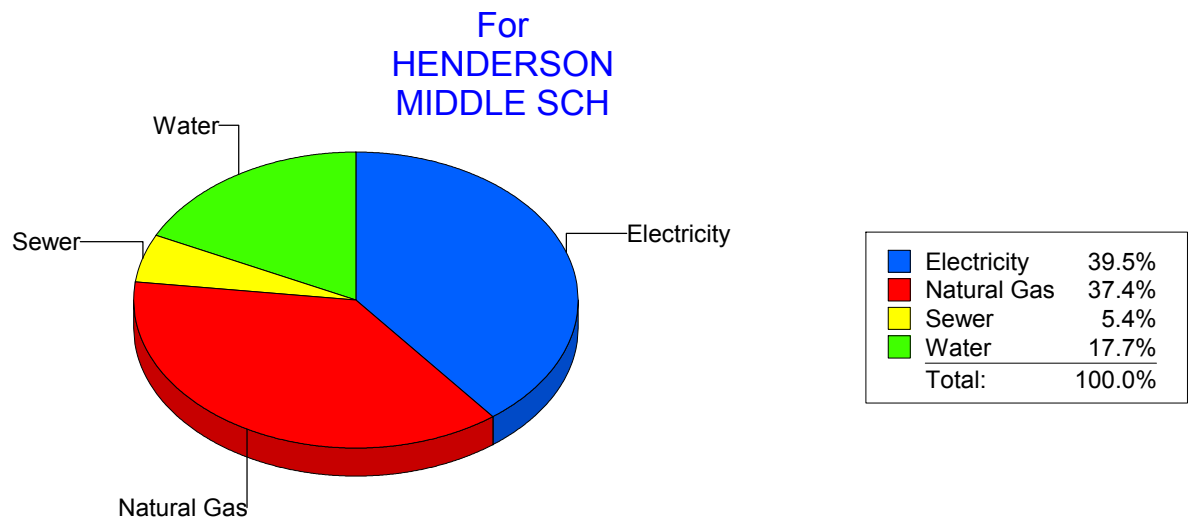
Energy CAP

Cost Avoidance Program

Cost Summary Graph

Grouped by Energy Type

Energy Type	Use	Units	Meter Cost	Special Charges	Total Cost	Avg Unit Cost	% of Total Cost
Site: HENDERSON MIDDLE SCH - HENDERSON MIDDLE SCH							
Electricity	39,400	KWH	\$1,784.47	\$0.00	\$1,784.47	0.0453	39.49%
Natural Gas	3,150	CCF	\$1,688.81	\$0.00	\$1,688.81	0.5361	37.37%
Water	307	CCF	\$800.66	\$0.00	\$800.66	2.6080	17.72%
Sewer	118	CCF	\$245.29	\$0.00	\$245.29	2.0787	5.43%
Total Cost:			\$4,519.23	\$0.00	\$4,519.23		



Filters: Cost Center Name Not Equal To DoNotReport; Billing Period Equal To 201512All Meter CodesAll Group Names

elpaso

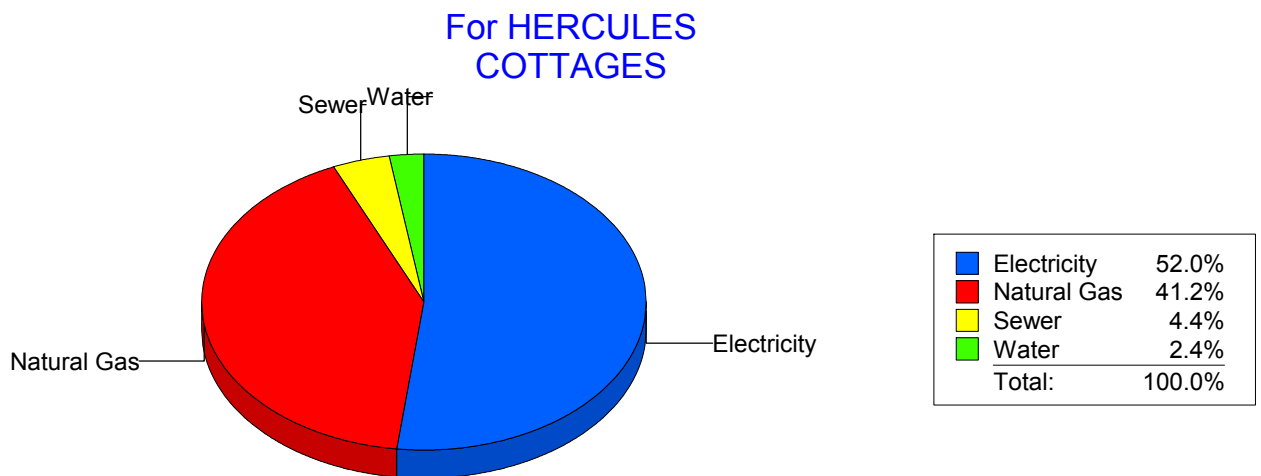
Energy CAP

Cost Avoidance Program

Cost Summary Graph

Grouped by Energy Type

Energy Type	Use	Units	Meter Cost	Special Charges	Total Cost	Avg Unit Cost	% of Total Cost
Site: HERCULES COTTAGES - HERCULES COTTAGES							
Electricity	7,170	KWH	\$896.24	\$0.00	\$896.24	0.1250	52.00%
Natural Gas	301	CCF	\$710.09	\$0.00	\$710.09	2.3591	41.20%
Water	10	CCF	\$41.51	\$0.00	\$41.51	4.1510	2.41%
Sewer	27	CCF	\$75.63	\$0.00	\$75.63	2.8011	4.39%
Total Cost:			\$1,723.47	\$0.00	\$1,723.47		



Filters: Cost Center Name Not Equal To DoNotReport; Billing Period Equal To 201512All Meter CodesAll Group Names

elpaso

Energy CAP

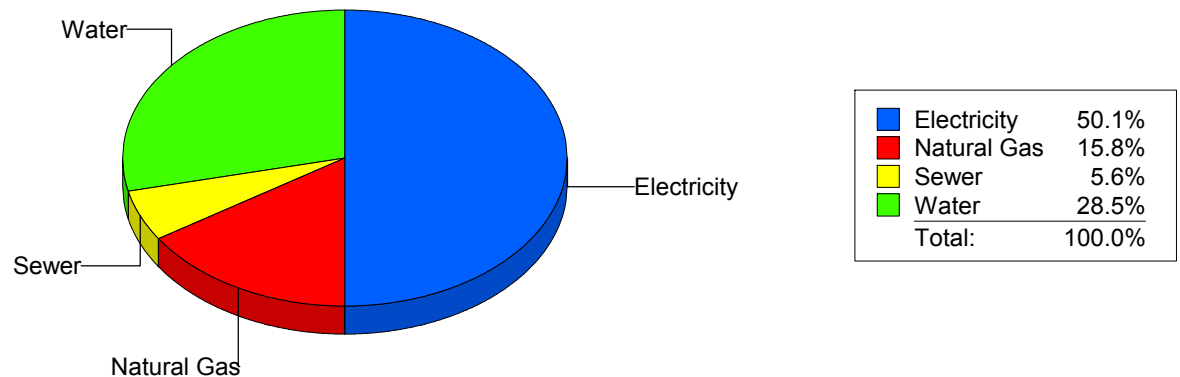
Cost Avoidance Program

Cost Summary Graph

Grouped by Energy Type

Energy Type	Use	Units	Meter Cost	Special Charges	Total Cost	Avg Unit Cost	% of Total Cost
Site: HERRERA - HERRERA ELEMENTARY							
Electricity	37,400	KWH	\$3,986.37	\$0.00	\$3,986.37	0.1066	50.10%
Natural Gas	2,276	CCF	\$1,253.59	\$0.00	\$1,253.59	0.5508	15.76%
Water	551	CCF	\$2,267.80	\$0.00	\$2,267.80	4.1158	28.50%
Sewer	135	CCF	\$448.72	\$0.00	\$448.72	3.3239	5.64%
Total Cost:			\$7,956.48	\$0.00	\$7,956.48		

For HERRERA
ELEMENTARY



Filters: Cost Center Name Not Equal To DoNotReport; Billing Period Equal To 201512All Meter CodesAll Group Names

elpaso

Energy CAP

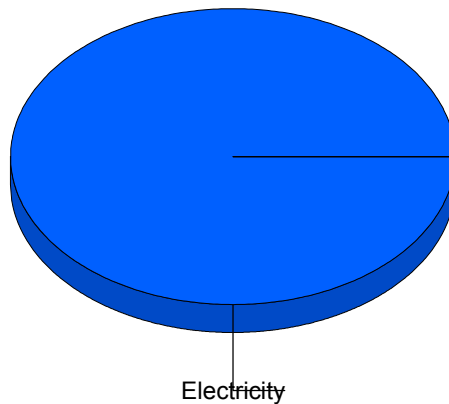
Cost Avoidance Program

Cost Summary Graph

Grouped by Energy Type

Energy Type	Use	Units	Meter Cost	Special Charges	Total Cost	Avg Unit Cost	% of Total Cost
Site: HIGHLAND/ANNEX - HIGHLAND/ANNEX							
Electricity	2,480	KWH	\$319.91	\$0.00	\$319.91	0.1290	100.00%
Total Cost:			\$319.91	\$0.00	\$319.91		

For
HIGHLAND/ANNEX



Filters: Cost Center Name Not Equal To DoNotReport; Billing Period Equal To 201512All Meter CodesAll Group Names

elpaso

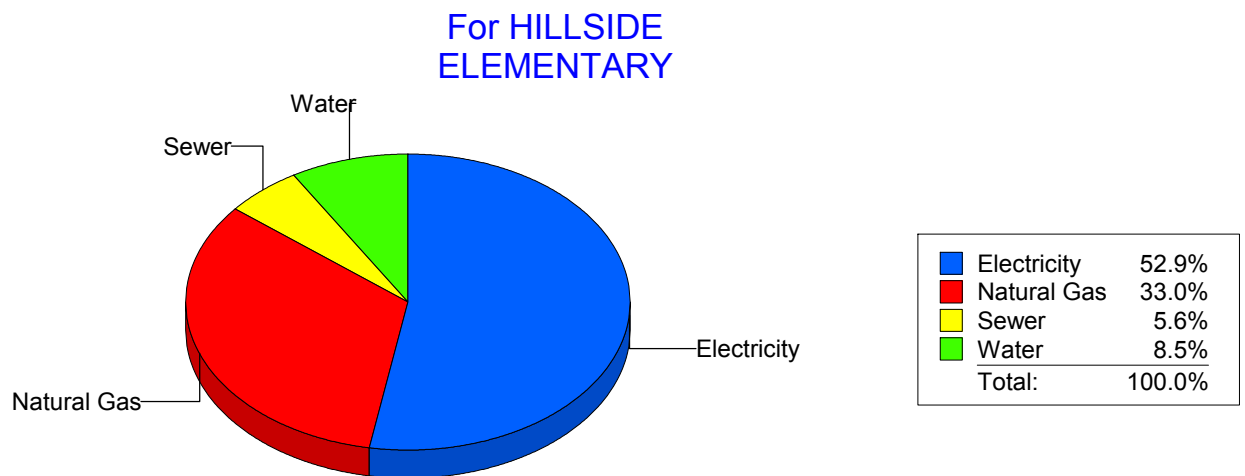
Energy CAP

Cost Avoidance Program

Cost Summary Graph

Grouped by Energy Type

Energy Type	Use	Units	Meter Cost	Special Charges	Total Cost	Avg Unit Cost	% of Total Cost
Site: HILLSIDE ELEMENTARY - HILLSIDE ELEMENTARY							
Electricity	47,611	KWH	\$3,683.50	\$0.00	\$3,683.50	0.0774	52.86%
Natural Gas	3,943	CCF	\$2,299.80	\$0.00	\$2,299.80	0.5833	33.00%
Water	199	CCF	\$592.80	\$0.00	\$592.80	2.9789	8.51%
Sewer	109	CCF	\$392.62	\$0.00	\$392.62	3.6020	5.63%
Total Cost:			\$6,968.72	\$0.00	\$6,968.72		



Filters: Cost Center Name Not Equal To DoNotReport; Billing Period Equal To 201512All Meter CodesAll Group Names

elpaso

Energy CAP

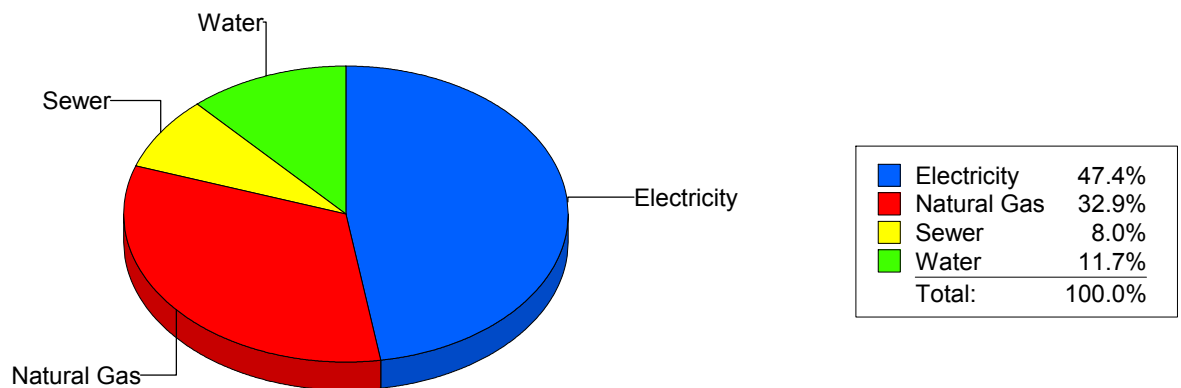
Cost Avoidance Program

Cost Summary Graph

Grouped by Energy Type

Energy Type	Use	Units	Meter Cost	Special Charges	Total Cost	Avg Unit Cost	% of Total Cost
Site: HOUSTON INTERMEDIATE - HOUSTON INTERMEDIATE							
Electricity	21,400	KWH	\$2,153.72	\$0.00	\$2,153.72	0.1006	47.39%
Natural Gas	2,304	CCF	\$1,494.95	\$0.00	\$1,494.95	0.6488	32.89%
Water	128	CCF	\$532.01	\$0.00	\$532.01	4.1563	11.71%
Sewer	82	CCF	\$364.19	\$0.00	\$364.19	4.4413	8.01%
Total Cost:			\$4,544.87	\$0.00	\$4,544.87		

For HOUSTON
INTERMEDIATE



Filters: Cost Center Name Not Equal To DoNotReport; Billing Period Equal To 201512All Meter CodesAll Group Names

elpaso

Energy CAP

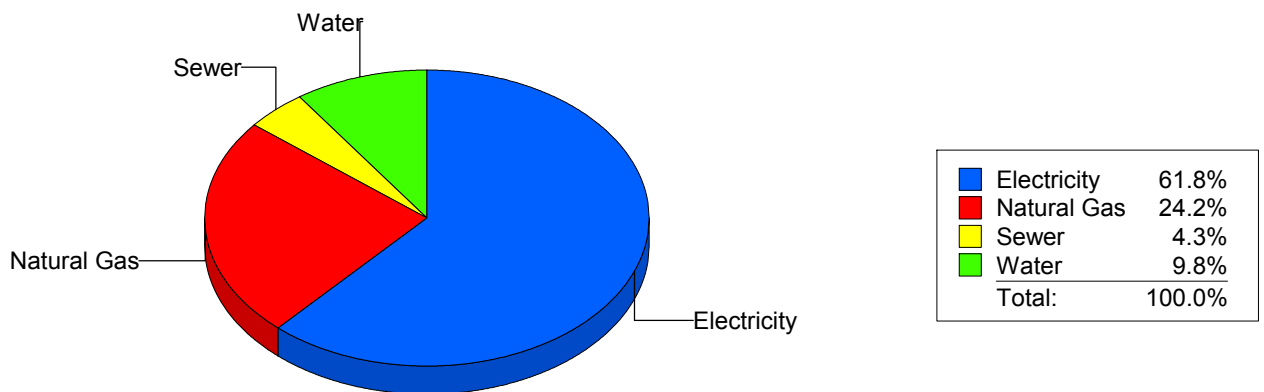
Cost Avoidance Program

Cost Summary Graph

Grouped by Energy Type

Energy Type	Use	Units	Meter Cost	Special Charges	Total Cost	Avg Unit Cost	% of Total Cost
Site: MOYE - HR MOYE							
Electricity	50,640	KWH	\$5,183.85	\$0.00	\$5,183.85	0.1024	61.77%
Natural Gas	3,848	CCF	\$2,030.10	\$0.00	\$2,030.10	0.5276	24.19%
Water	149	CCF	\$819.57	\$0.00	\$819.57	5.5005	9.77%
Sewer	75	CCF	\$359.32	\$0.00	\$359.32	4.7909	4.28%
Total Cost:			\$8,392.84	\$0.00	\$8,392.84		

For HR MOYE



Filters: Cost Center Name Not Equal To DoNotReport; Billing Period Equal To 201512All Meter CodesAll Group Names

elpaso

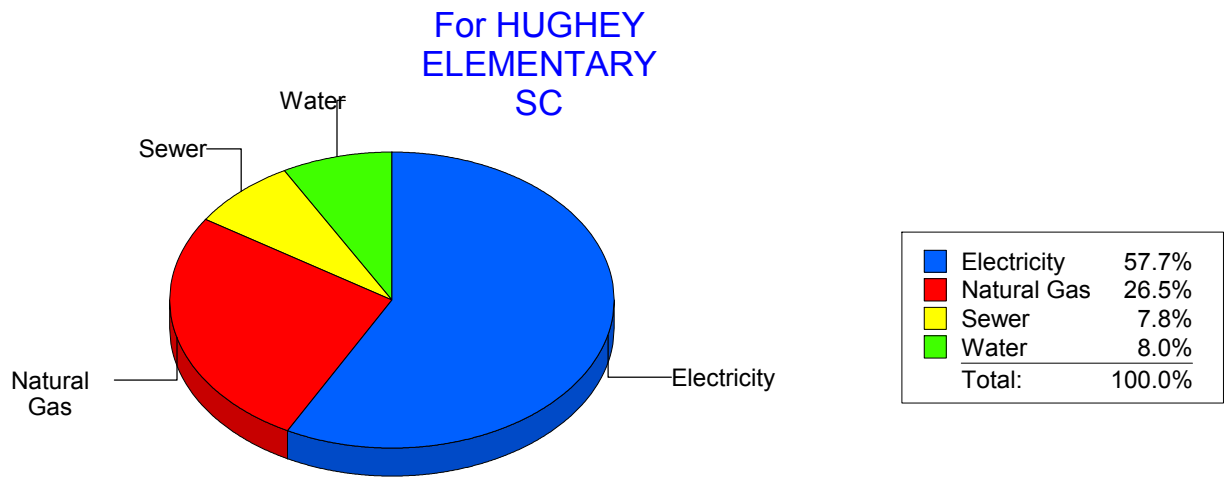
Energy CAP

Cost Avoidance Program

Cost Summary Graph

Grouped by Energy Type

Energy Type	Use	Units	Meter Cost	Special Charges	Total Cost	Avg Unit Cost	% of Total Cost
Site: HUGHEY ELEMENTARY SC - HUGHEY ELEMENTARY SC							
Electricity	34,312	KWH	\$3,822.60	\$0.00	\$3,822.60	0.1114	57.68%
Natural Gas	2,834	CCF	\$1,758.44	\$0.00	\$1,758.44	0.6205	26.53%
Water	125	CCF	\$528.03	\$0.00	\$528.03	4.2242	7.97%
Sewer	147	CCF	\$518.71	\$0.00	\$518.71	3.5286	7.83%
Total Cost:			\$6,627.78	\$0.00	\$6,627.78		



Filters: Cost Center Name Not Equal To DoNotReport; Billing Period Equal To 201512All Meter CodesAll Group Names

el Paso

Energy CAP

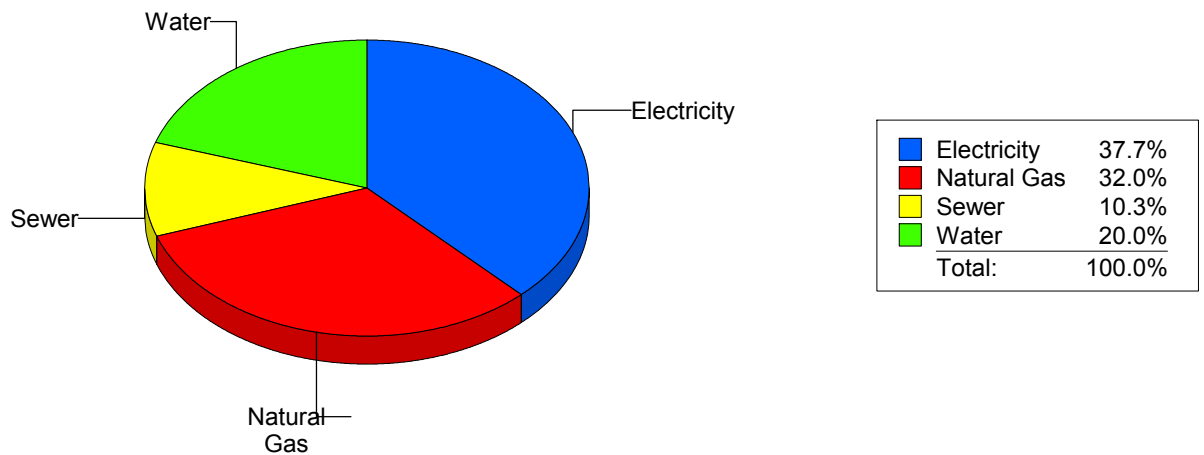
Cost Avoidance Program

Cost Summary Graph

Grouped by Energy Type

Energy Type	Use	Units	Meter Cost	Special Charges	Total Cost	Avg Unit Cost	% of Total Cost
Site: IRVIN HIGH SCHOOL - IRVIN HIGH SCHOOL							
Electricity	102,085	KWH	\$4,469.73	\$0.00	\$4,469.73	0.0438	37.66%
Natural Gas	7,223	CCF	\$3,798.29	\$0.00	\$3,798.29	0.5259	32.00%
Water	1,248	CCF	\$2,376.26	\$0.00	\$2,376.26	1.9041	20.02%
Sewer	714	CCF	\$1,224.60	\$0.00	\$1,224.60	1.7151	10.32%
Total Cost:			\$11,868.88	\$0.00	\$11,868.88		

For IRVIN HIGH SCHOOL



Filters: Cost Center Name Not Equal To DoNotReport; Billing Period Equal To 201512All Meter CodesAll Group Names

elpaso

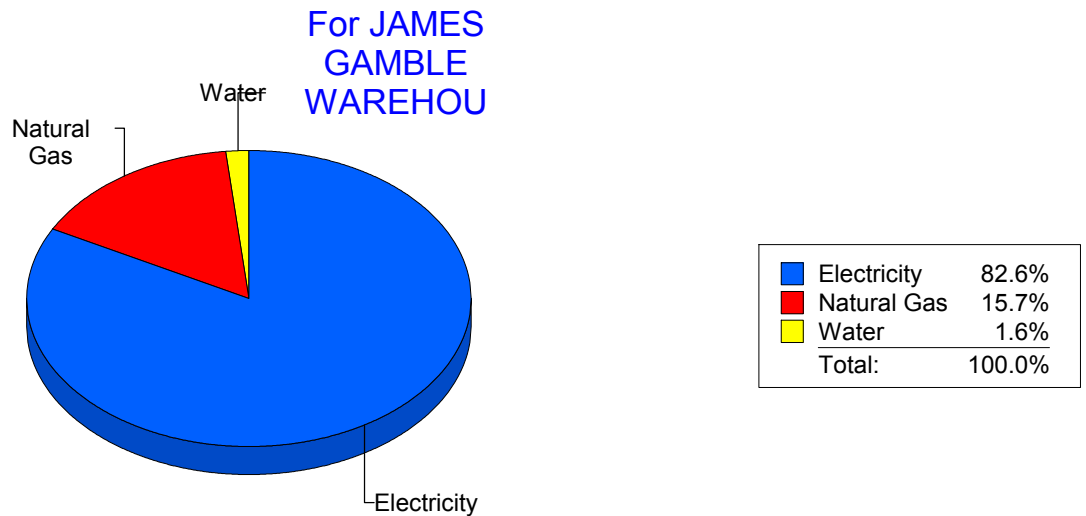
Energy CAP

Cost Avoidance Program

Cost Summary Graph

Grouped by Energy Type

Energy Type	Use	Units	Meter Cost	Special Charges	Total Cost	Avg Unit Cost	% of Total Cost
Site: JAMES GAMBLE WAREHOU - JAMES GAMBLE WAREHOU							
Electricity	27,900	KWH	\$2,183.04	\$0.00	\$2,183.04	0.0782	82.64%
Natural Gas	600	CCF	\$415.98	\$0.00	\$415.98	0.6933	15.75%
Water	0	CCF	\$42.47	\$0.00	\$42.47	0.0000	1.61%
Total Cost:			\$2,641.49	\$0.00	\$2,641.49		



Filters: Cost Center Name Not Equal To DoNotReport; Billing Period Equal To 201512All Meter CodesAll Group Names

elpaso

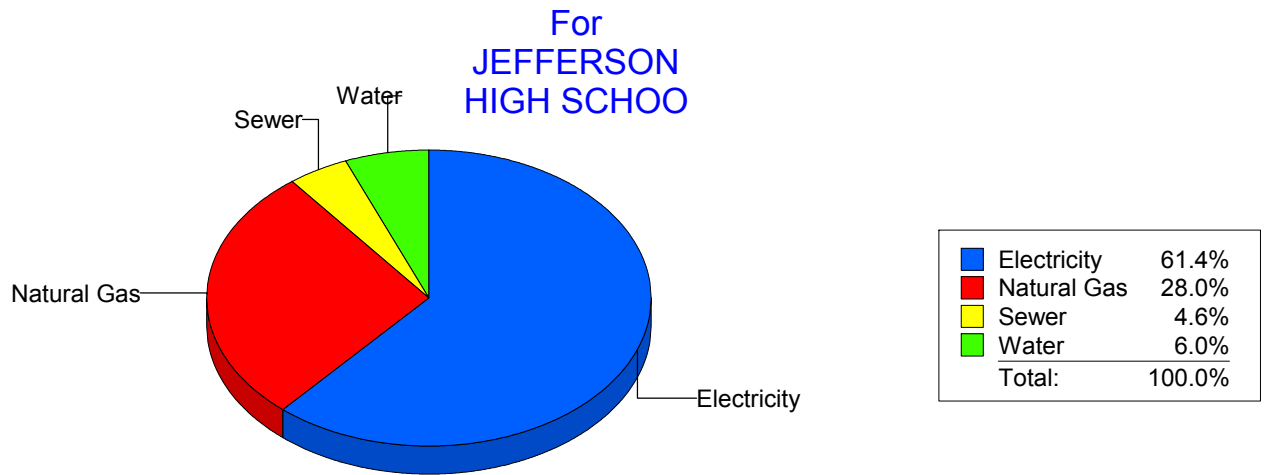
Energy CAP

Cost Avoidance Program

Cost Summary Graph

Grouped by Energy Type

Energy Type	Use	Units	Meter Cost	Special Charges	Total Cost	Avg Unit Cost	% of Total Cost
Site: JEFFERSON HIGH SCHOO - JEFFERSON HIGH SCHOO							
Electricity	98,463	KWH	\$9,035.54	\$0.00	\$9,035.54	0.0918	61.41%
Natural Gas	6,430	CCF	\$4,120.03	\$0.00	\$4,120.03	0.6408	28.00%
Water	327	CCF	\$879.20	\$0.00	\$879.20	2.6887	5.98%
Sewer	197	CCF	\$679.83	\$0.00	\$679.83	3.4509	4.62%
Total Cost:			\$14,714.60	\$0.00	\$14,714.60		



Filters: Cost Center Name Not Equal To DoNotReport; Billing Period Equal To 201512All Meter CodesAll Group Names

elpaso

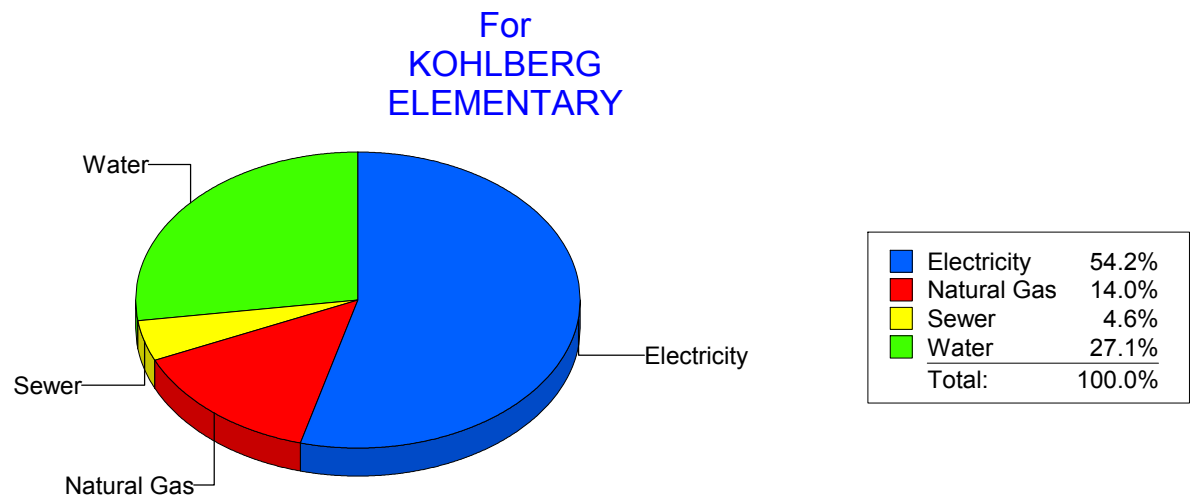
Energy CAP

Cost Avoidance Program

Cost Summary Graph

Grouped by Energy Type

Energy Type	Use	Units	Meter Cost	Special Charges	Total Cost	Avg Unit Cost	% of Total Cost
Site: KOHLBERG ELEMENTARY - KOHLBERG ELEMENTARY							
Electricity	45,040	KWH	\$5,434.19	\$0.00	\$5,434.19	0.1207	54.21%
Natural Gas	2,359	CCF	\$1,403.86	\$0.00	\$1,403.86	0.5951	14.00%
Water	676	CCF	\$2,720.54	\$0.00	\$2,720.54	4.0245	27.14%
Sewer	166	CCF	\$465.87	\$0.00	\$465.87	2.8064	4.65%
Total Cost:			\$10,024.46	\$0.00	\$10,024.46		



Filters: Cost Center Name Not Equal To DoNotReport; Billing Period Equal To 201512All Meter CodesAll Group Names

el Paso

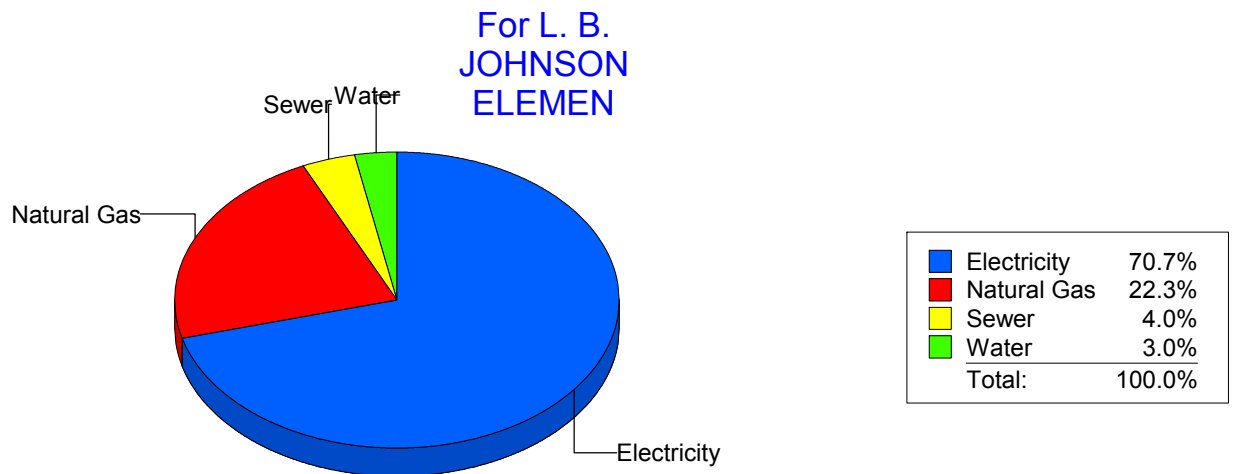
Energy CAP

Cost Avoidance Program

Cost Summary Graph

Grouped by Energy Type

Energy Type	Use	Units	Meter Cost	Special Charges	Total Cost	Avg Unit Cost	% of Total Cost
Site: L. B. JOHNSON ELEMEN - L. B. JOHNSON ELEMEN							
Electricity	63,650	KWH	\$6,350.30	\$0.00	\$6,350.30	0.0998	70.71%
Natural Gas	3,564	CCF	\$2,002.64	\$0.00	\$2,002.64	0.5619	22.30%
Water	73	CCF	\$268.36	\$0.00	\$268.36	3.6762	2.99%
Sewer	133	CCF	\$358.91	\$0.00	\$358.91	2.6986	4.00%
Total Cost:			\$8,980.21	\$0.00	\$8,980.21		



Filters: Cost Center Name Not Equal To DoNotReport; Billing Period Equal To 201512All Meter CodesAll Group Names

elpaso

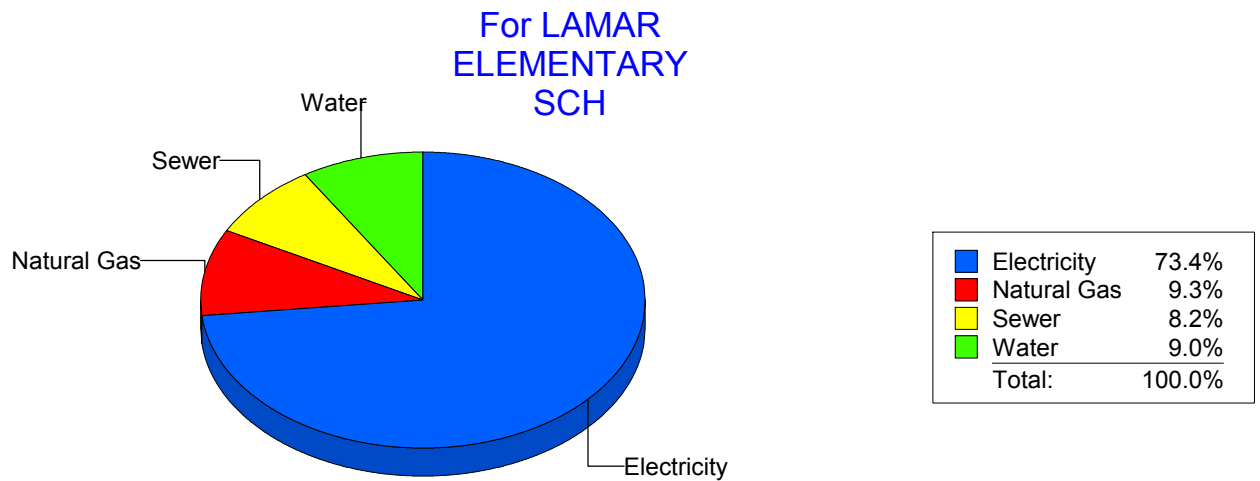
Energy CAP

Cost Avoidance Program

Cost Summary Graph

Grouped by Energy Type

Energy Type	Use	Units	Meter Cost	Special Charges	Total Cost	Avg Unit Cost	% of Total Cost
Site: LAMAR ELEMENTARY SCH - LAMAR ELEMENTARY SCH							
Electricity	126,300	KWH	\$6,181.52	\$0.00	\$6,181.52	0.0489	73.41%
Natural Gas	888	CCF	\$787.27	\$0.00	\$787.27	0.8866	9.35%
Water	234	CCF	\$758.72	\$0.00	\$758.72	3.2424	9.01%
Sewer	203	CCF	\$693.42	\$0.00	\$693.42	3.4159	8.23%
Total Cost:			\$8,420.93	\$0.00	\$8,420.93		



Filters: Cost Center Name Not Equal To DoNotReport; Billing Period Equal To 201512All Meter CodesAll Group Names

elpaso

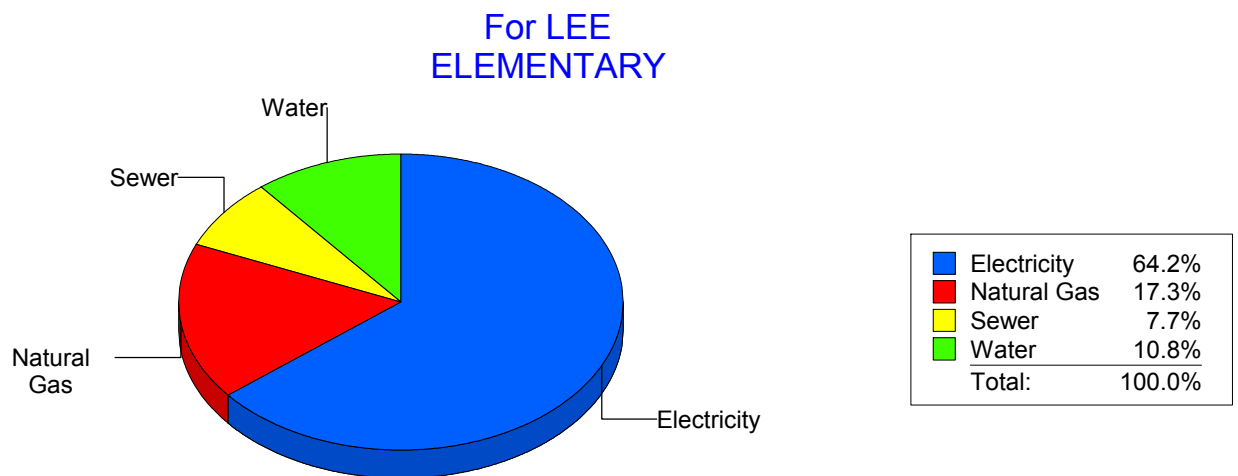
Energy CAP

Cost Avoidance Program

Cost Summary Graph

Grouped by Energy Type

Energy Type	Use	Units	Meter Cost	Special Charges	Total Cost	Avg Unit Cost	% of Total Cost
Site: LEE ELEMENTARY - LEE ELEMENTARY							
Electricity	29,950	KWH	\$3,836.69	\$0.00	\$3,836.69	0.1281	64.22%
Natural Gas	1,835	CCF	\$1,033.18	\$0.00	\$1,033.18	0.5630	17.29%
Water	86	CCF	\$645.89	\$0.00	\$645.89	7.5103	10.81%
Sewer	103	CCF	\$458.83	\$0.00	\$458.83	4.4547	7.68%
Total Cost:			\$5,974.59	\$0.00	\$5,974.59		



Filters: Cost Center Name Not Equal To DoNotReport; Billing Period Equal To 201512All Meter CodesAll Group Names

elpaso

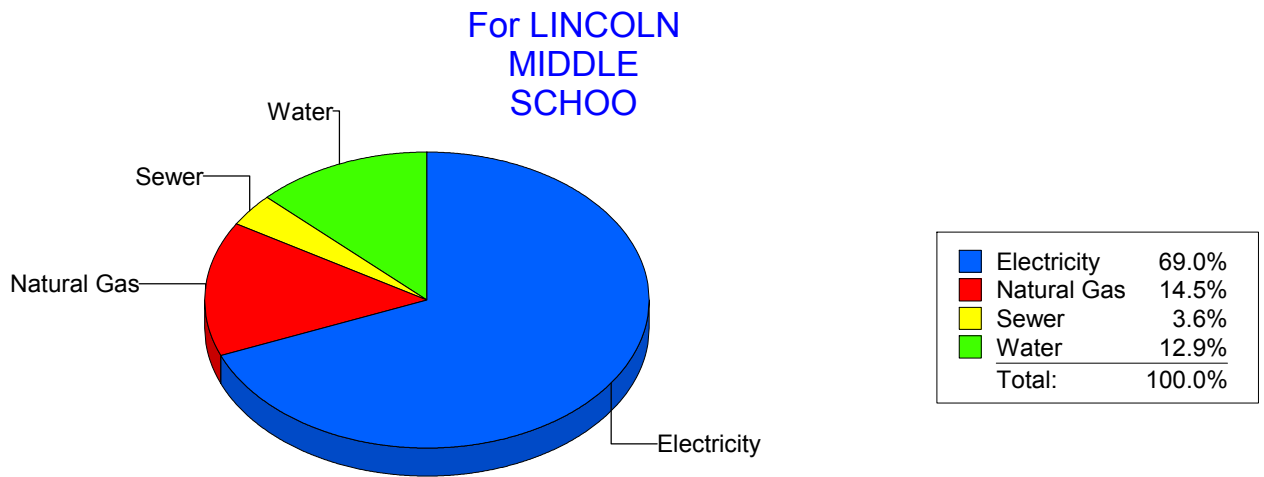
Energy CAP

Cost Avoidance Program

Cost Summary Graph

Grouped by Energy Type

Energy Type	Use	Units	Meter Cost	Special Charges	Total Cost	Avg Unit Cost	% of Total Cost
Site: LINCOLN MIDDLE SCHOO - LINCOLN MIDDLE SCHOO							
Electricity	81,000	KWH	\$9,181.01	\$0.00	\$9,181.01	0.1133	69.00%
Natural Gas	3,644	CCF	\$1,930.40	\$0.00	\$1,930.40	0.5297	14.51%
Water	598	CCF	\$1,716.01	\$0.00	\$1,716.01	2.8696	12.90%
Sewer	213	CCF	\$478.11	\$0.00	\$478.11	2.2446	3.59%
Total Cost:			\$13,305.53	\$0.00	\$13,305.53		



Filters: Cost Center Name Not Equal To DoNotReport; Billing Period Equal To 201512All Meter CodesAll Group Names

elpaso

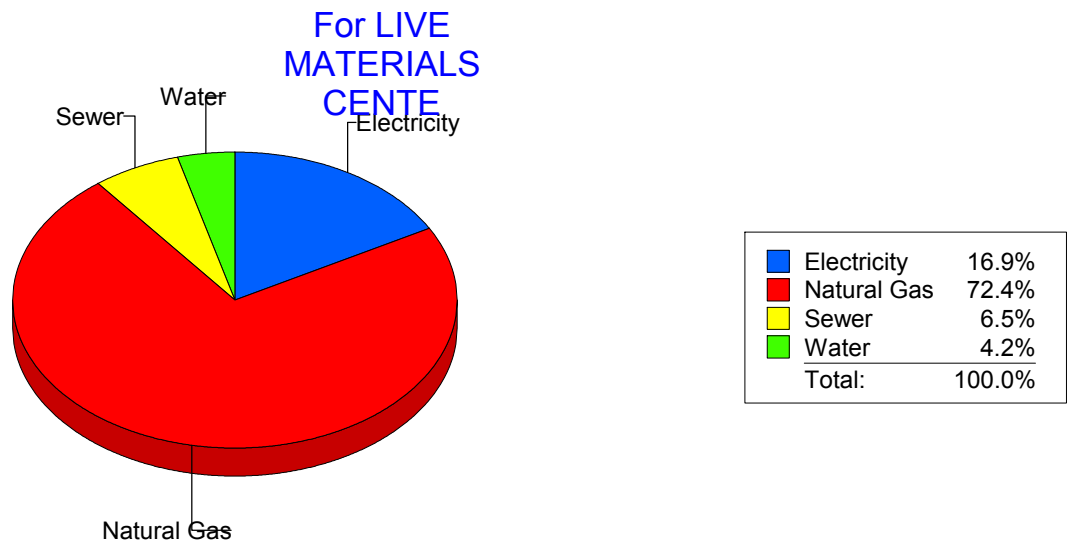
Energy CAP

Cost Avoidance Program

Cost Summary Graph

Grouped by Energy Type

Energy Type	Use	Units	Meter Cost	Special Charges	Total Cost	Avg Unit Cost	% of Total Cost
Site: LIVE MATERIALS CENTE - LIVE MATERIALS CENTE							
Electricity	310 KWH		\$65.39	\$0.00	\$65.39	0.2109	16.89%
Natural Gas	114 CCF		\$280.52	\$0.00	\$280.52	2.4607	72.44%
Water	2 CCF		\$16.22	\$0.00	\$16.22	8.1100	4.19%
Sewer	1 CCF		\$25.09	\$0.00	\$25.09	25.0900	6.48%
Total Cost:			\$387.22	\$0.00	\$387.22		



Filters: Cost Center Name Not Equal To DoNotReport; Billing Period Equal To 201512All Meter CodesAll Group Names

elpaso

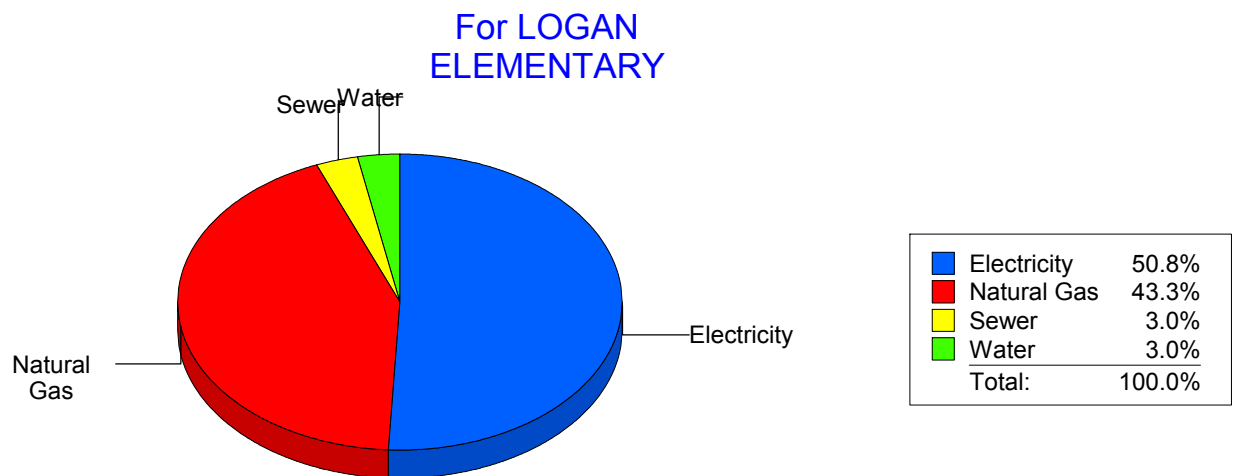
Energy CAP

Cost Avoidance Program

Cost Summary Graph

Grouped by Energy Type

Energy Type	Use	Units	Meter Cost	Special Charges	Total Cost	Avg Unit Cost	% of Total Cost
Site: LOGAN ELEMENTARY - LOGAN ELEMENTARY							
Electricity	154	KWH	\$1,299.84	\$0.00	\$1,299.84	8.4405	50.76%
Natural Gas	1,984	CCF	\$1,107.64	\$0.00	\$1,107.64	0.5583	43.25%
Water	2	CCF	\$76.52	\$0.00	\$76.52	38.2600	2.99%
Sewer	5	CCF	\$76.92	\$0.00	\$76.92	15.3840	3.00%
Total Cost:			\$2,560.92	\$0.00	\$2,560.92		



Filters: Cost Center Name Not Equal To DoNotReport; Billing Period Equal To 201512All Meter CodesAll Group Names

elpaso

Energy CAP

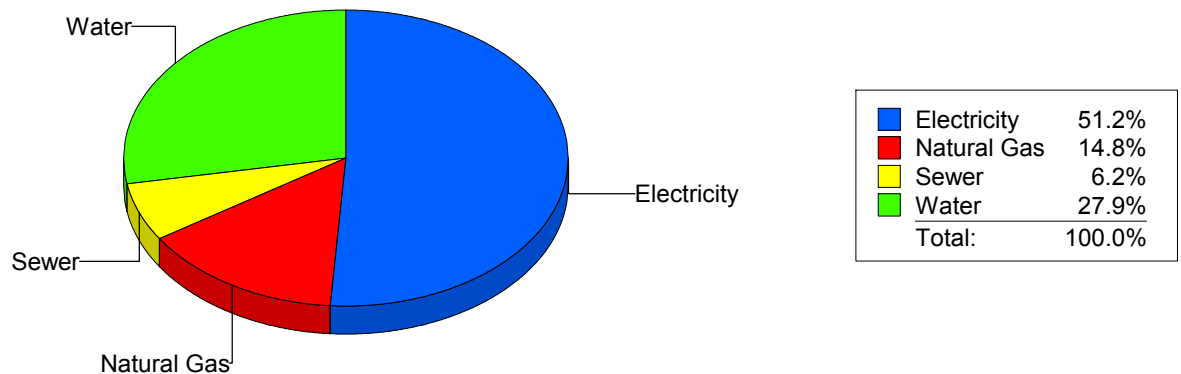
Cost Avoidance Program

Cost Summary Graph

Grouped by Energy Type

Energy Type	Use	Units	Meter Cost	Special Charges	Total Cost	Avg Unit Cost	% of Total Cost
Site: LUNDY - LUNDY							
Electricity	46,400	KWH	\$4,815.28	\$0.00	\$4,815.28	0.1038	51.19%
Natural Gas	2,325	CCF	\$1,388.48	\$0.00	\$1,388.48	0.5972	14.76%
Water	777	CCF	\$2,622.18	\$0.00	\$2,622.18	3.3747	27.87%
Sewer	224	CCF	\$581.33	\$0.00	\$581.33	2.5952	6.18%
Total Cost:			\$9,407.27	\$0.00	\$9,407.27		

For LUNDY



Filters: Cost Center Name Not Equal To DoNotReport; Billing Period Equal To 201512All Meter CodesAll Group Names

elpaso

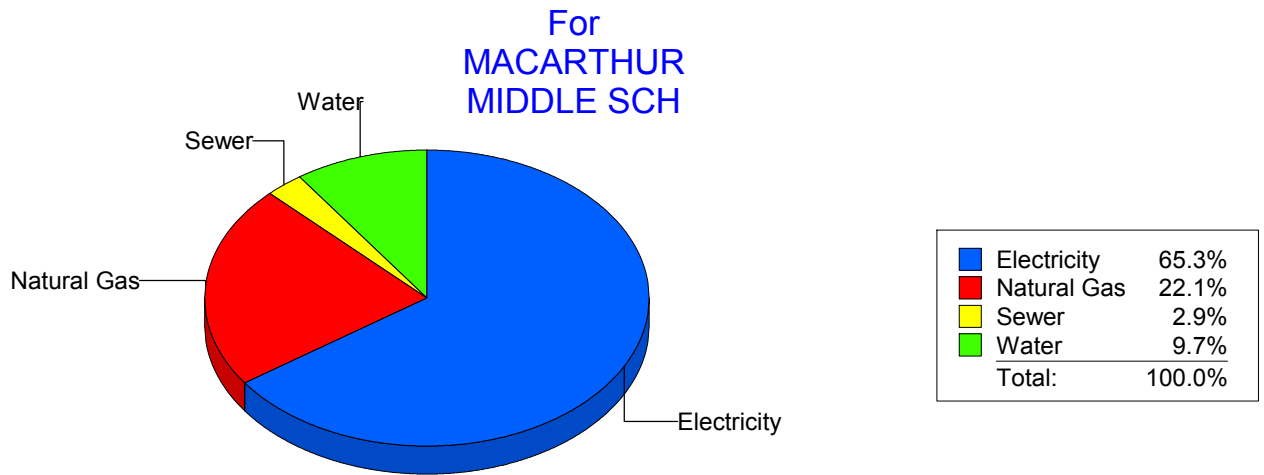
Energy CAP

Cost Avoidance Program

Cost Summary Graph

Grouped by Energy Type

Energy Type	Use	Units	Meter Cost	Special Charges	Total Cost	Avg Unit Cost	% of Total Cost
Site: MACARTHUR MIDDLE SCH - MACARTHUR MIDDLE SCH							
Electricity	68,880	KWH	\$6,809.05	\$0.00	\$6,809.05	0.0989	65.32%
Natural Gas	4,405	CCF	\$2,302.59	\$0.00	\$2,302.59	0.5227	22.09%
Water	289	CCF	\$1,013.10	\$0.00	\$1,013.10	3.5055	9.72%
Sewer	93	CCF	\$299.31	\$0.00	\$299.31	3.2184	2.87%
Total Cost:			\$10,424.05	\$0.00	\$10,424.05		



Filters: Cost Center Name Not Equal To DoNotReport; Billing Period Equal To 201512All Meter CodesAll Group Names

elpaso

Energy CAP

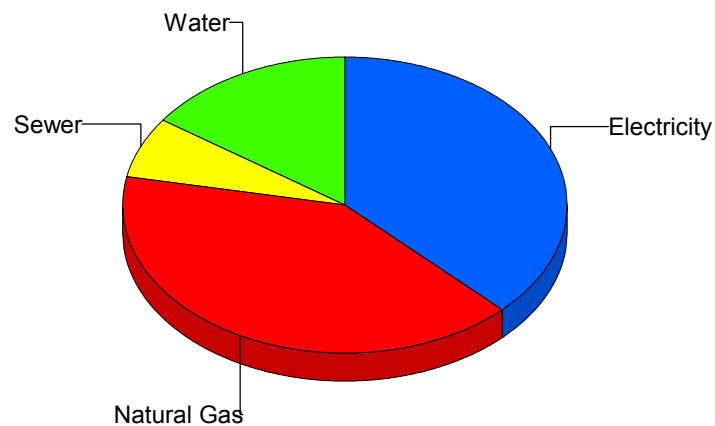
Cost Avoidance Program

Cost Summary Graph

Grouped by Energy Type

Energy Type	Use	Units	Meter Cost	Special Charges	Total Cost	Avg Unit Cost	% of Total Cost
Site: MAGOFFIN MIDDLE SCHO - MAGOFFIN MIDDLE SCHO							
Electricity	16,558	KWH	\$1,730.89	\$0.00	\$1,730.89	0.1045	37.56%
Natural Gas	3,518	CCF	\$1,868.98	\$0.00	\$1,868.98	0.5313	40.55%
Water	126	CCF	\$701.88	\$0.00	\$701.88	5.5705	15.23%
Sewer	40	CCF	\$307.17	\$0.00	\$307.17	7.6793	6.66%
Total Cost:			\$4,608.92	\$0.00	\$4,608.92		

For MAGOFFIN
MIDDLE SCHO



Electricity	37.6%
Natural Gas	40.6%
Sewer	6.7%
Water	15.2%
Total:	100.0%

Filters: Cost Center Name Not Equal To DoNotReport; Billing Period Equal To 201512All Meter CodesAll Group Names

elpaso

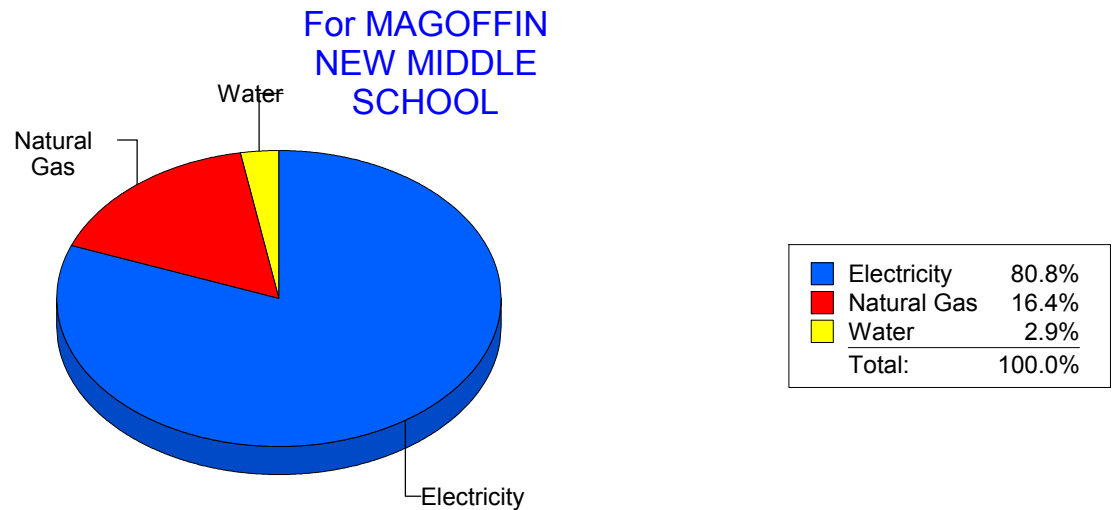
Energy CAP

Cost Avoidance Program

Cost Summary Graph

Grouped by Energy Type

Energy Type	Use	Units	Meter Cost	Special Charges	Total Cost	Avg Unit Cost	% of Total Cost
Site: MAGOFFINMIDDLESCHOOLN047 - MAGOFFIN NEW MIDDLE SCHOOL							
Electricity	63,800	KWH	\$7,115.23	\$0.00	\$7,115.23	0.1115	80.79%
Natural Gas	2,649	CCF	\$1,440.02	\$0.00	\$1,440.02	0.5436	16.35%
Water	0	CCF	\$251.48	\$0.00	\$251.48	0.0000	2.86%
Total Cost:			\$8,806.73	\$0.00	\$8,806.73		



Filters: Cost Center Name Not Equal To DoNotReport; Billing Period Equal To 201512All Meter CodesAll Group Names

elpaso

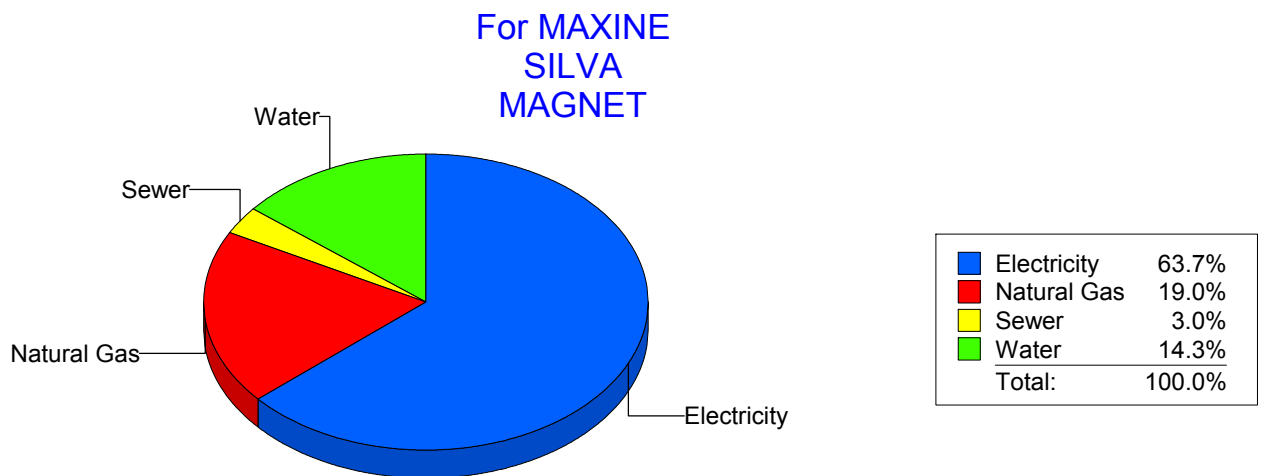
Energy CAP

Cost Avoidance Program

Cost Summary Graph

Grouped by Energy Type

Energy Type	Use	Units	Meter Cost	Special Charges	Total Cost	Avg Unit Cost	% of Total Cost
Site: MAXINE SILVA MAGNET - MAXINE SILVA MAGNET							
Electricity	53,100	KWH	\$5,799.89	\$0.00	\$5,799.89	0.1092	63.68%
Natural Gas	3,241	CCF	\$1,733.33	\$0.00	\$1,733.33	0.5348	19.03%
Water	314	CCF	\$1,299.74	\$0.00	\$1,299.74	4.1393	14.27%
Sewer	77	CCF	\$275.47	\$0.00	\$275.47	3.5775	3.02%
Total Cost:			\$9,108.43	\$0.00	\$9,108.43		



Filters: Cost Center Name Not Equal To DoNotReport; Billing Period Equal To 201512All Meter CodesAll Group Names

elpaso

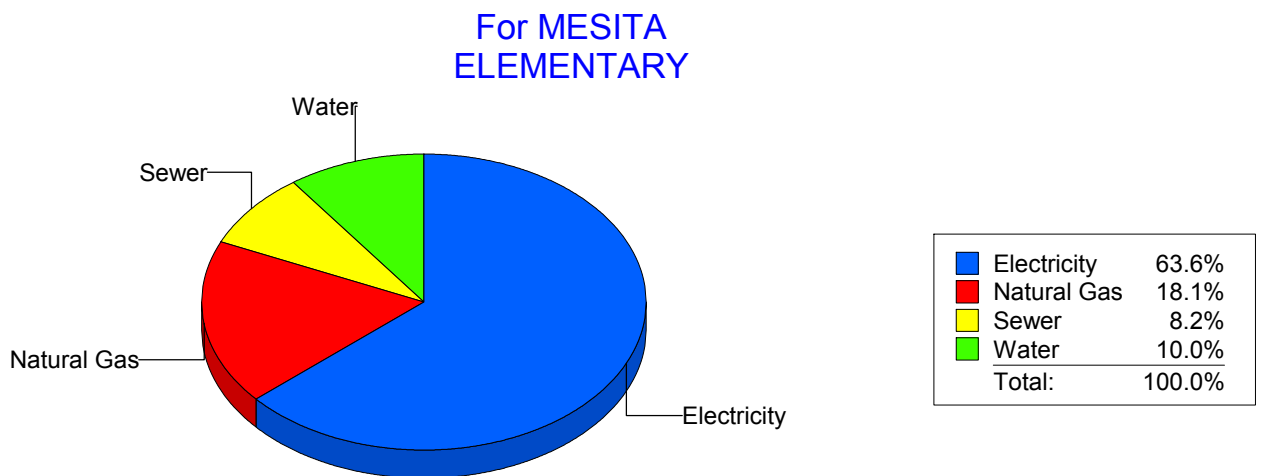
Energy CAP

Cost Avoidance Program

Cost Summary Graph

Grouped by Energy Type

Energy Type	Use	Units	Meter Cost	Special Charges	Total Cost	Avg Unit Cost	% of Total Cost
Site: MESITA ELEMENTARY - MESITA ELEMENTARY							
Electricity	57,000	KWH	\$6,156.61	\$0.00	\$6,156.61	0.1080	63.64%
Natural Gas	3,044	CCF	\$1,750.70	\$0.00	\$1,750.70	0.5751	18.10%
Water	257	CCF	\$970.64	\$0.00	\$970.64	3.7768	10.03%
Sewer	368	CCF	\$795.89	\$0.00	\$795.89	2.1627	8.23%
Total Cost:			\$9,673.84	\$0.00	\$9,673.84		



Filters: Cost Center Name Not Equal To DoNotReport; Billing Period Equal To 201512All Meter CodesAll Group Names

elpaso

Energy CAP

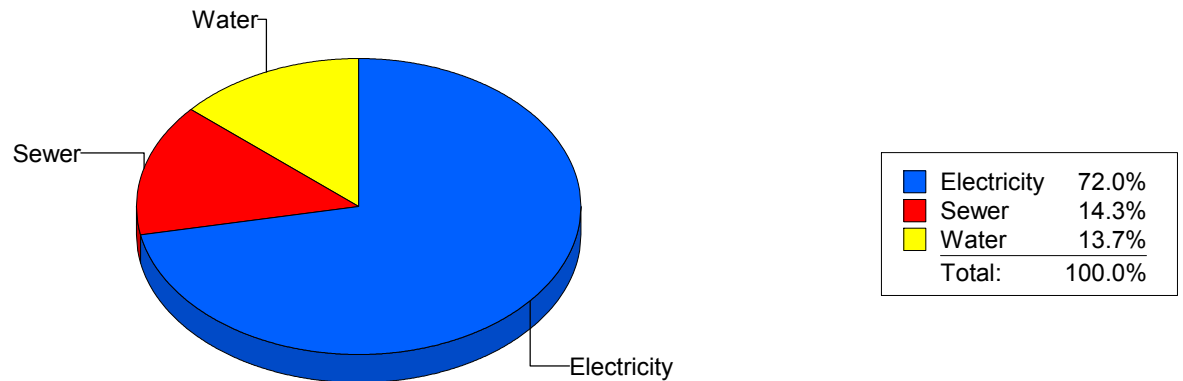
Cost Avoidance Program

Cost Summary Graph

Grouped by Energy Type

Energy Type	Use	Units	Meter Cost	Special Charges	Total Cost	Avg Unit Cost	% of Total Cost
Site: MILAM ELEMENTARY - MILAM ELEMENTARY							
Electricity	14,640	KWH	\$1,514.62	\$0.00	\$1,514.62	0.1035	72.03%
Water	84	CCF	\$287.34	\$0.00	\$287.34	3.4207	13.66%
Sewer	94	CCF	\$300.80	\$0.00	\$300.80	3.2000	14.31%
Total Cost:			\$2,102.76	\$0.00	\$2,102.76		

For MILAM
ELEMENTARY



Filters: Cost Center Name Not Equal To DoNotReport; Billing Period Equal To 201512All Meter CodesAll Group Names

elpaso

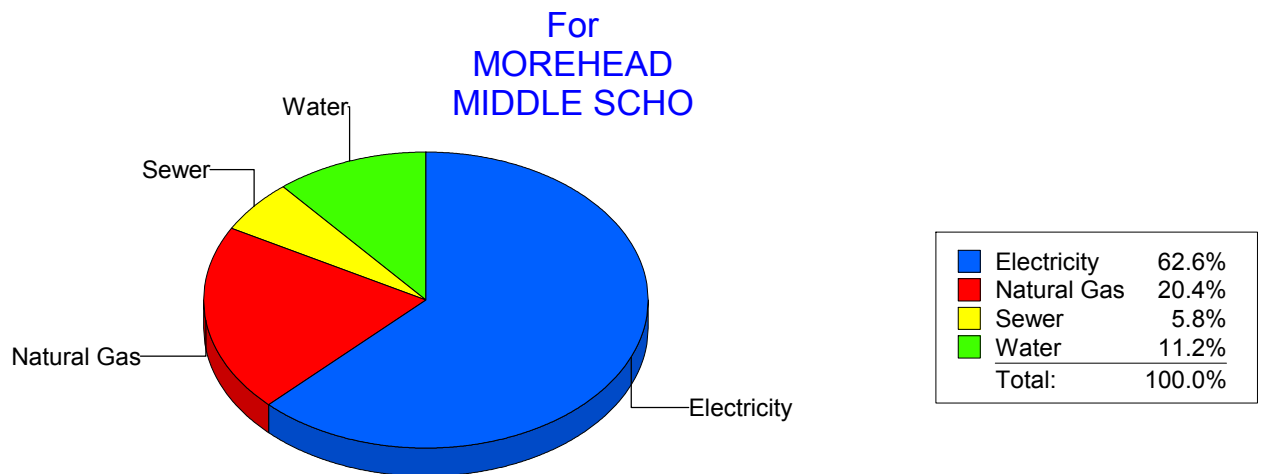
Energy CAP

Cost Avoidance Program

Cost Summary Graph

Grouped by Energy Type

Energy Type	Use	Units	Meter Cost	Special Charges	Total Cost	Avg Unit Cost	% of Total Cost
Site: MOREHEAD MIDDLE SCHO - MOREHEAD MIDDLE SCHO							
Electricity	70,735	KWH	\$6,439.99	\$0.00	\$6,439.99	0.0910	62.62%
Natural Gas	3,983	CCF	\$2,096.21	\$0.00	\$2,096.21	0.5263	20.38%
Water	453	CCF	\$1,150.02	\$0.00	\$1,150.02	2.5387	11.18%
Sewer	235	CCF	\$597.72	\$0.00	\$597.72	2.5435	5.81%
Total Cost:			\$10,283.94	\$0.00	\$10,283.94		



Filters: Cost Center Name Not Equal To DoNotReport; Billing Period Equal To 201512All Meter CodesAll Group Names

elpaso

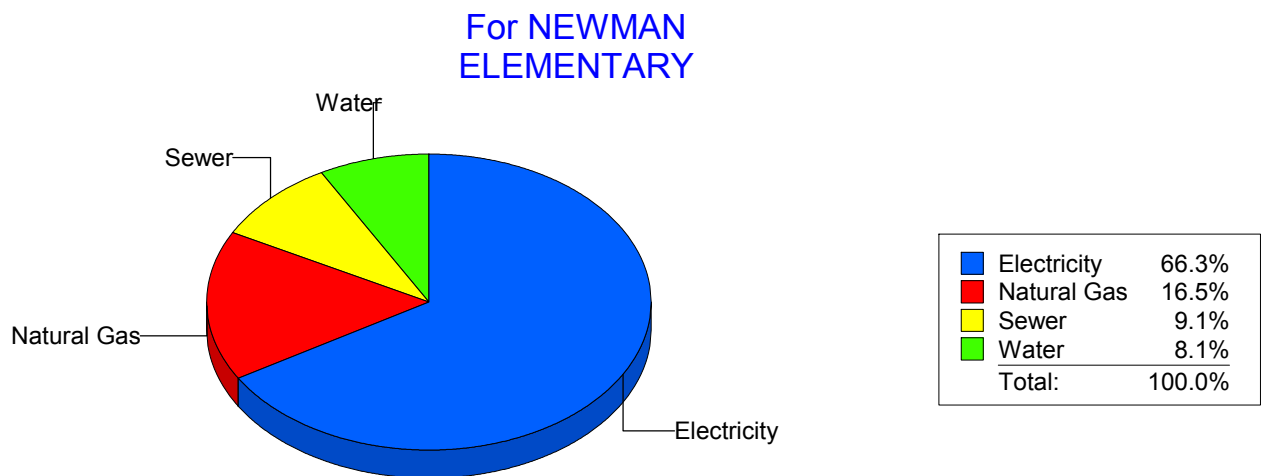
Energy CAP

Cost Avoidance Program

Cost Summary Graph

Grouped by Energy Type

Energy Type	Use	Units	Meter Cost	Special Charges	Total Cost	Avg Unit Cost	% of Total Cost
Site: NEWMAN ELEMENTARY - NEWMAN ELEMENTARY							
Electricity	44,525	KWH	\$4,270.34	\$0.00	\$4,270.34	0.0959	66.29%
Natural Gas	1,461	CCF	\$1,064.46	\$0.00	\$1,064.46	0.7286	16.52%
Water	206	CCF	\$519.65	\$0.00	\$519.65	2.5226	8.07%
Sewer	309	CCF	\$587.67	\$0.00	\$587.67	1.9018	9.12%
Total Cost:			\$6,442.12	\$0.00	\$6,442.12		



Filters: Cost Center Name Not Equal To DoNotReport; Billing Period Equal To 201512All Meter CodesAll Group Names

elpaso

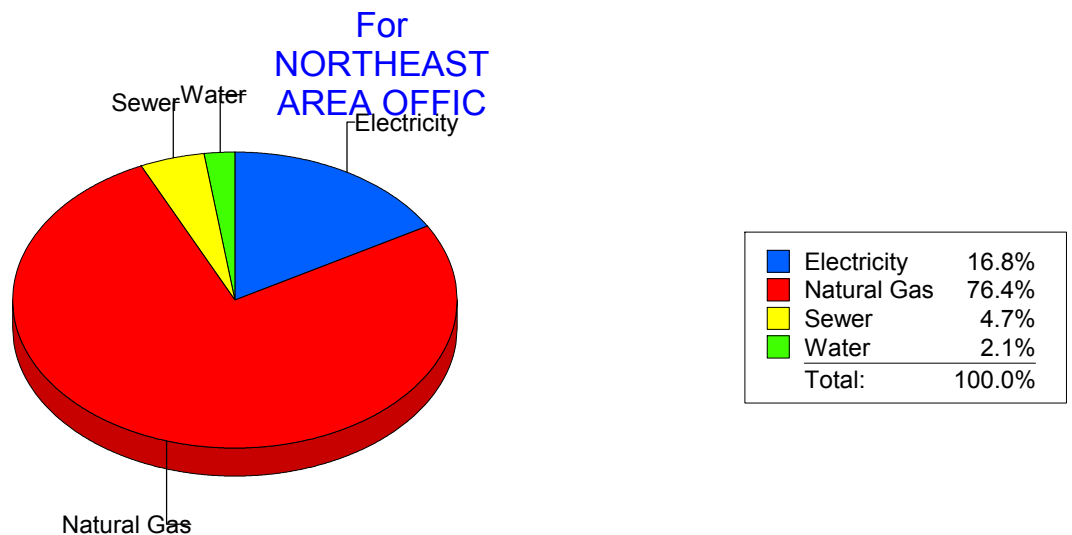
Energy CAP

Cost Avoidance Program

Cost Summary Graph

Grouped by Energy Type

Energy Type	Use	Units	Meter Cost	Special Charges	Total Cost	Avg Unit Cost	% of Total Cost
Site: NORTHEAST AREA OFFIC - NORTHEAST AREA OFFIC							
Electricity	1,520	KWH	\$174.70	\$0.00	\$174.70	0.1149	16.78%
Natural Gas	695	CCF	\$795.62	\$0.00	\$795.62	1.1448	76.40%
Water	0	CCF	\$22.36	\$0.00	\$22.36	0.0000	2.15%
Sewer	1	CCF	\$48.69	\$0.00	\$48.69	48.6900	4.68%
Total Cost:			\$1,041.37	\$0.00	\$1,041.37		



Filters: Cost Center Name Not Equal To DoNotReport; Billing Period Equal To 201512All Meter CodesAll Group Names

elpaso


Energy CAP

Cost Avoidance Program

Cost Summary Graph

Grouped by Energy Type

Energy Type	Use	Units	Meter Cost	Special Charges	Total Cost	Avg Unit Cost	% of Total Cost
Site: NORTHEAST AREA TRANS - NORTHEAST AREA TRANS							
Electricity	6,487	KWH	\$547.78	\$0.00	\$547.78	0.0844	32.99%
Natural Gas	561	CCF	\$513.94	\$0.00	\$513.94	0.9161	30.96%
Water	38	CCF	\$289.83	\$0.00	\$289.83	7.6271	17.46%
Sewer	41	CCF	\$308.66	\$0.00	\$308.66	7.5283	18.59%
Total Cost:			\$1,660.21	\$0.00	\$1,660.21		



Filters: Cost Center Name Not Equal To DoNotReport; Billing Period Equal To 201512All Meter CodesAll Group Names

elpaso

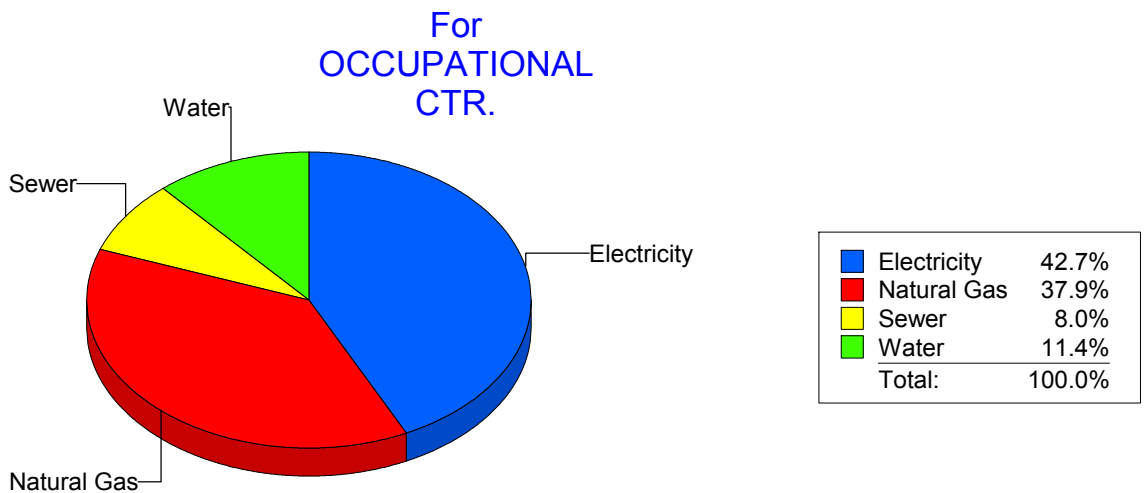
Energy CAP

Cost Avoidance Program

Cost Summary Graph

Grouped by Energy Type

Energy Type	Use	Units	Meter Cost	Special Charges	Total Cost	Avg Unit Cost	% of Total Cost
Site: OCCUPATIONAL CTR. - OCCUPATIONAL CTR.							
Electricity	3,100	KWH	\$346.86	\$0.00	\$346.86	0.1119	42.67%
Natural Gas	389	CCF	\$308.05	\$0.00	\$308.05	0.7919	37.89%
Water	8	CCF	\$92.83	\$0.00	\$92.83	11.6038	11.42%
Sewer	5	CCF	\$65.24	\$0.00	\$65.24	13.0480	8.02%
Total Cost:			\$812.98	\$0.00	\$812.98		



Filters: Cost Center Name Not Equal To DoNotReport; Billing Period Equal To 201512All Meter CodesAll Group Names

elpaso

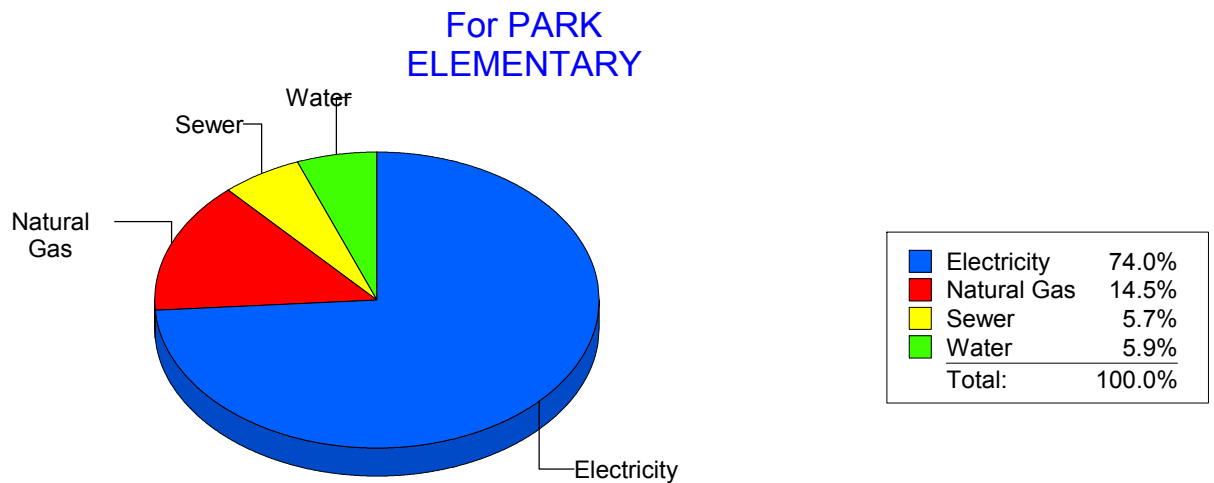
Energy CAP

Cost Avoidance Program

Cost Summary Graph

Grouped by Energy Type

Energy Type	Use	Units	Meter Cost	Special Charges	Total Cost	Avg Unit Cost	% of Total Cost
Site: PARK ELEMENTARY - PARK ELEMENTARY							
Electricity	40,064	KWH	\$4,319.09	\$0.00	\$4,319.09	0.1078	74.00%
Natural Gas	1,236	CCF	\$844.64	\$0.00	\$844.64	0.6834	14.47%
Water	87	CCF	\$342.01	\$0.00	\$342.01	3.9311	5.86%
Sewer	90	CCF	\$330.83	\$0.00	\$330.83	3.6759	5.67%
Total Cost:			\$5,836.57	\$0.00	\$5,836.57		



Filters: Cost Center Name Not Equal To DoNotReport; Billing Period Equal To 201512All Meter CodesAll Group Names

elpaso

Energy CAP

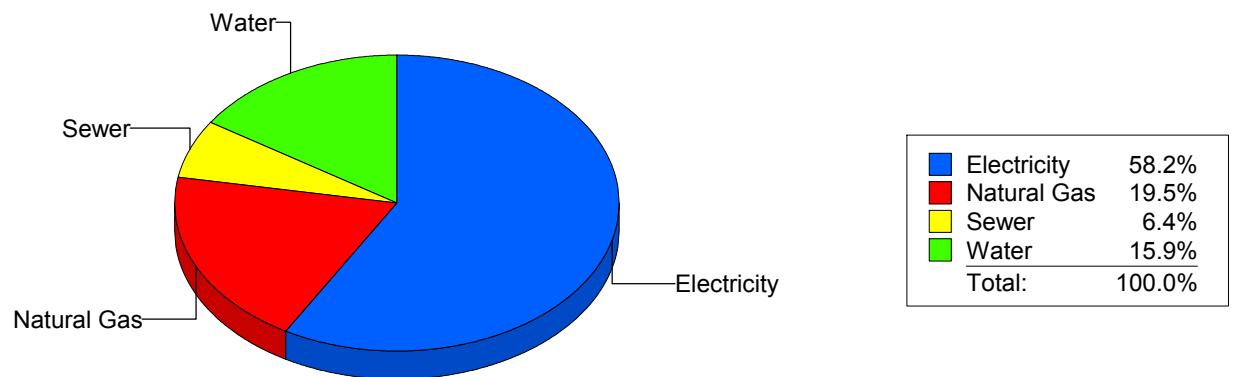
Cost Avoidance Program

Cost Summary Graph

Grouped by Energy Type

Energy Type	Use	Units	Meter Cost	Special Charges	Total Cost	Avg Unit Cost	% of Total Cost
Site: PAUL MORENO - PAUL MORENO							
Electricity	35,700	KWH	\$3,470.47	\$0.00	\$3,470.47	0.0972	58.21%
Natural Gas	1,879	CCF	\$1,163.93	\$0.00	\$1,163.93	0.6194	19.52%
Water	200	CCF	\$947.09	\$0.00	\$947.09	4.7355	15.88%
Sewer	109	CCF	\$380.94	\$0.00	\$380.94	3.4949	6.39%
Total Cost:			\$5,962.43	\$0.00	\$5,962.43		

For PAUL
MORENO



Filters: Cost Center Name Not Equal To DoNotReport; Billing Period Equal To 201512All Meter CodesAll Group Names

elpaso

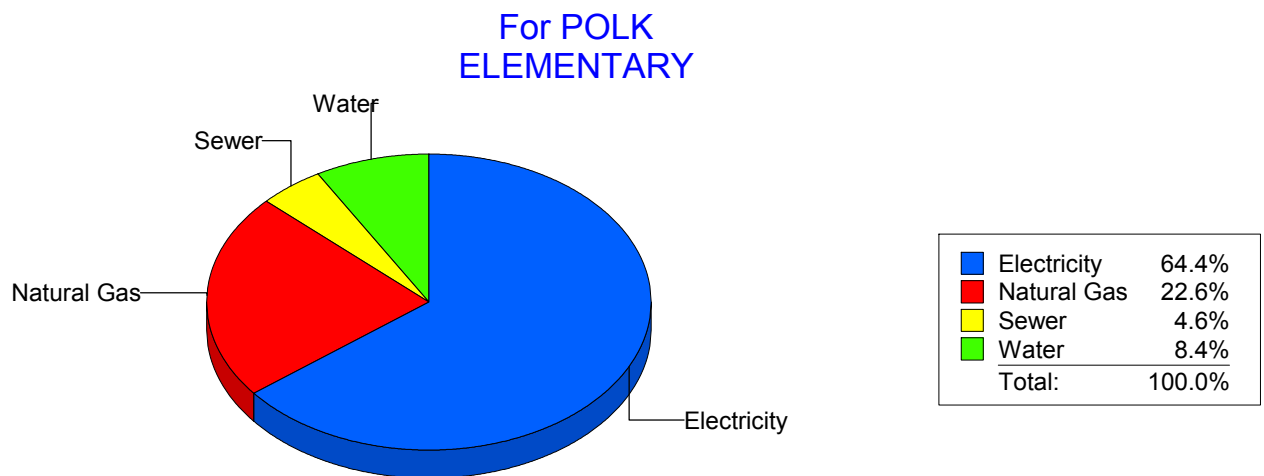
Energy CAP

Cost Avoidance Program

Cost Summary Graph

Grouped by Energy Type

Energy Type	Use	Units	Meter Cost	Special Charges	Total Cost	Avg Unit Cost	% of Total Cost
Site: POLK ELEMENTARY - POLK ELEMENTARY							
Electricity	34,300	KWH	\$3,559.42	\$0.00	\$3,559.42	0.1038	64.39%
Natural Gas	2,046	CCF	\$1,251.52	\$0.00	\$1,251.52	0.6117	22.64%
Water	189	CCF	\$463.74	\$0.00	\$463.74	2.4537	8.39%
Sewer	62	CCF	\$253.12	\$0.00	\$253.12	4.0826	4.58%
Total Cost:			\$5,527.80	\$0.00	\$5,527.80		



Filters: Cost Center Name Not Equal To DoNotReport; Billing Period Equal To 201512All Meter CodesAll Group Names

elpaso

Energy CAP

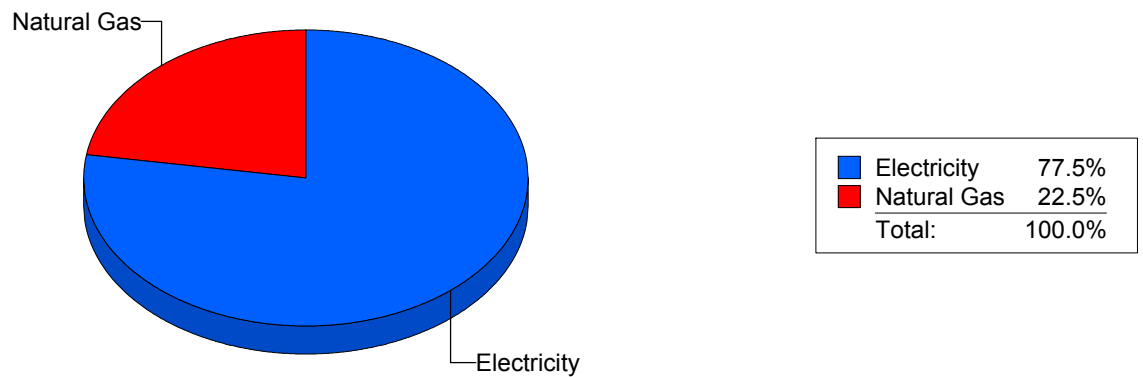
Cost Avoidance Program

Cost Summary Graph

Grouped by Energy Type

Energy Type	Use	Units	Meter Cost	Special Charges	Total Cost	Avg Unit Cost	% of Total Cost
Site: POWELL - POWELL							
Electricity	35,160	KWH	\$3,265.00	\$0.00	\$3,265.00	0.0929	77.49%
Natural Gas	1,665	CCF	\$948.20	\$0.00	\$948.20	0.5695	22.51%
Total Cost:			\$4,213.20	\$0.00	\$4,213.20		

For POWELL



Filters: Cost Center Name Not Equal To DoNotReport; Billing Period Equal To 201512All Meter CodesAll Group Names

elpaso

Energy CAP

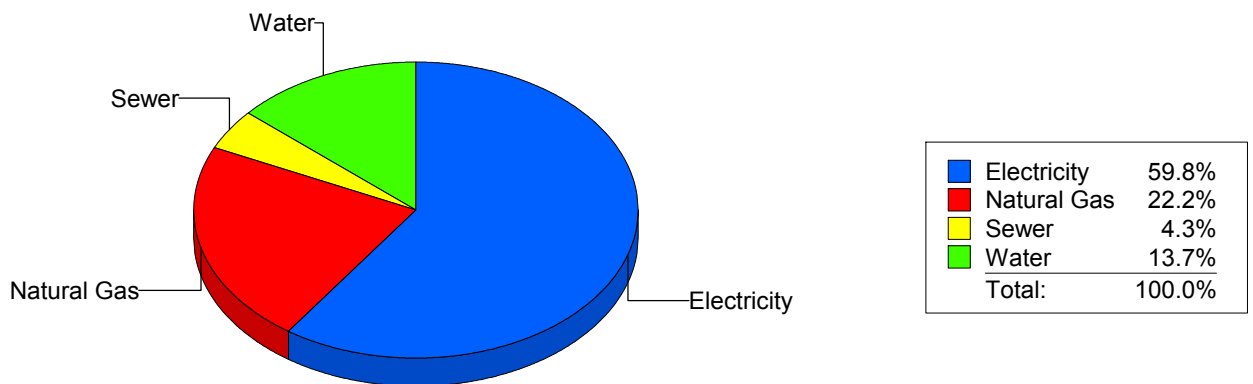
Cost Avoidance Program

Cost Summary Graph

Grouped by Energy Type

Energy Type	Use	Units	Meter Cost	Special Charges	Total Cost	Avg Unit Cost	% of Total Cost
Site: PUTNAM ELEMENTARY - PUTNAM ELEMENTARY							
Electricity	35,830	KWH	\$3,694.73	\$0.00	\$3,694.73	0.1031	59.82%
Natural Gas	2,284	CCF	\$1,369.05	\$0.00	\$1,369.05	0.5994	22.17%
Water	265	CCF	\$845.93	\$0.00	\$845.93	3.1922	13.70%
Sewer	122	CCF	\$266.72	\$0.00	\$266.72	2.1862	4.32%
Total Cost:			\$6,176.43	\$0.00	\$6,176.43		

For PUTNAM
ELEMENTARY



Filters: Cost Center Name Not Equal To DoNotReport; Billing Period Equal To 201512All Meter CodesAll Group Names

elpaso

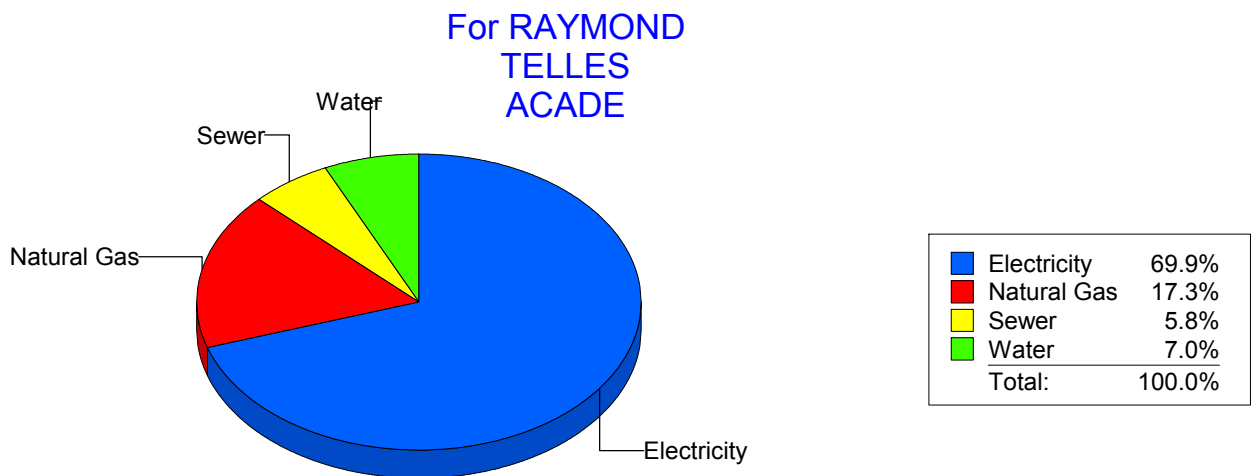
Energy CAP

Cost Avoidance Program

Cost Summary Graph

Grouped by Energy Type

Energy Type	Use	Units	Meter Cost	Special Charges	Total Cost	Avg Unit Cost	% of Total Cost
Site: RAYMOND TELLES ACADE - RAYMOND TELLES ACADE							
Electricity	25,000	KWH	\$2,759.21	\$0.00	\$2,759.21	0.1104	69.87%
Natural Gas	1,137	CCF	\$684.31	\$0.00	\$684.31	0.6019	17.33%
Water	63	CCF	\$277.55	\$0.00	\$277.55	4.4056	7.03%
Sewer	45	CCF	\$227.79	\$0.00	\$227.79	5.0620	5.77%
Total Cost:			\$3,948.86	\$0.00	\$3,948.86		



Filters: Cost Center Name Not Equal To DoNotReport; Billing Period Equal To 201512All Meter CodesAll Group Names

elpaso

Energy CAP

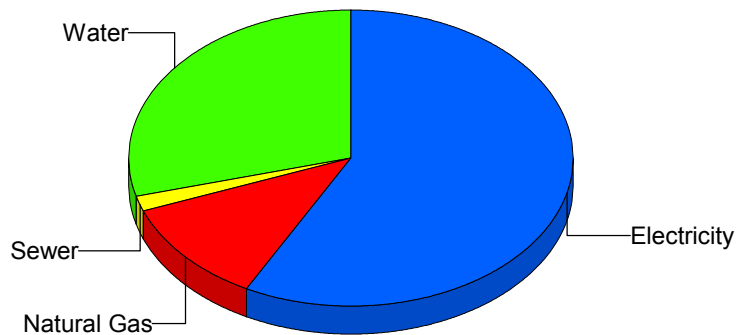
Cost Avoidance Program

Cost Summary Graph

Grouped by Energy Type

Energy Type	Use	Units	Meter Cost	Special Charges	Total Cost	Avg Unit Cost	% of Total Cost
Site: RICHARDSON MIDDLE - RICHARDSON MIDDLE							
Electricity	76,200	KWH	\$9,064.35	\$0.00	\$9,064.35	0.1190	57.70%
Natural Gas	3,338	CCF	\$1,780.75	\$0.00	\$1,780.75	0.5335	11.34%
Water	865	CCF	\$4,585.47	\$0.00	\$4,585.47	5.3011	29.19%
Sewer	79	CCF	\$278.45	\$0.00	\$278.45	3.5247	1.77%
Total Cost:			\$15,709.02	\$0.00	\$15,709.02		

For
RICHARDSON
MIDDLE



Electricity	57.7%
Natural Gas	11.3%
Sewer	1.8%
Water	29.2%
Total:	100.0%

Filters: Cost Center Name Not Equal To DoNotReport; Billing Period Equal To 201512All Meter CodesAll Group Names

elpaso

Energy CAP

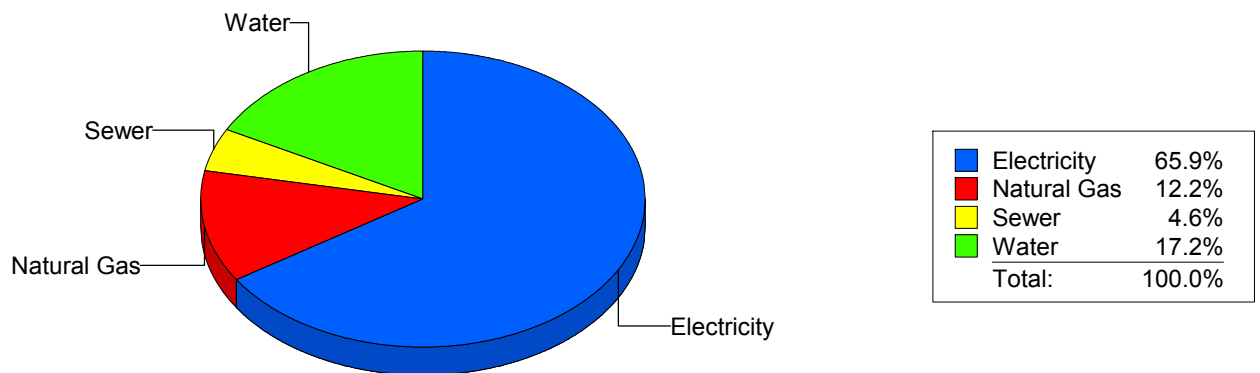
Cost Avoidance Program

Cost Summary Graph

Grouped by Energy Type

Energy Type	Use	Units	Meter Cost	Special Charges	Total Cost	Avg Unit Cost	% of Total Cost
Site: RIVERA ELEMENTARY - RIVERA ELEMENTARY							
Electricity	44,880	KWH	\$4,806.58	\$0.00	\$4,806.58	0.1071	65.92%
Natural Gas	1,548	CCF	\$889.72	\$0.00	\$889.72	0.5748	12.20%
Water	363	CCF	\$1,257.02	\$0.00	\$1,257.02	3.4629	17.24%
Sewer	119	CCF	\$338.05	\$0.00	\$338.05	2.8408	4.64%
Total Cost:			\$7,291.37	\$0.00	\$7,291.37		

For RIVERA
ELEMENTARY



Filters: Cost Center Name Not Equal To DoNotReport; Billing Period Equal To 201512All Meter CodesAll Group Names

elpaso

Energy CAP

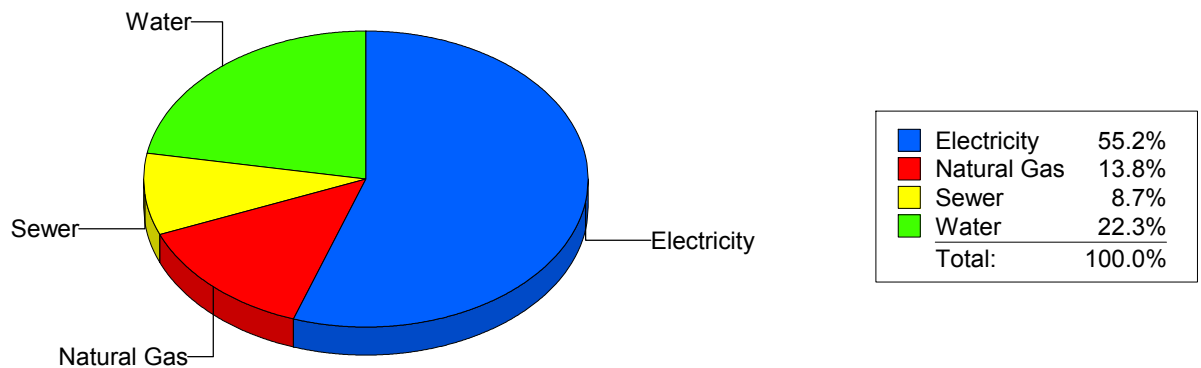
Cost Avoidance Program

Cost Summary Graph

Grouped by Energy Type

Energy Type	Use	Units	Meter Cost	Special Charges	Total Cost	Avg Unit Cost	% of Total Cost
Site: ROBERTS ELEMENTARY - ROBERTS ELEMENTARY							
Electricity	42,820	KWH	\$3,889.64	\$0.00	\$3,889.64	0.0908	55.17%
Natural Gas	1,475	CCF	\$970.58	\$0.00	\$970.58	0.6580	13.77%
Water	641	CCF	\$1,573.42	\$0.00	\$1,573.42	2.4546	22.32%
Sewer	298	CCF	\$616.56	\$0.00	\$616.56	2.0690	8.75%
Total Cost:			\$7,050.20	\$0.00	\$7,050.20		

For ROBERTS
ELEMENTARY



Filters: Cost Center Name Not Equal To DoNotReport; Billing Period Equal To 201512All Meter CodesAll Group Names

elpaso

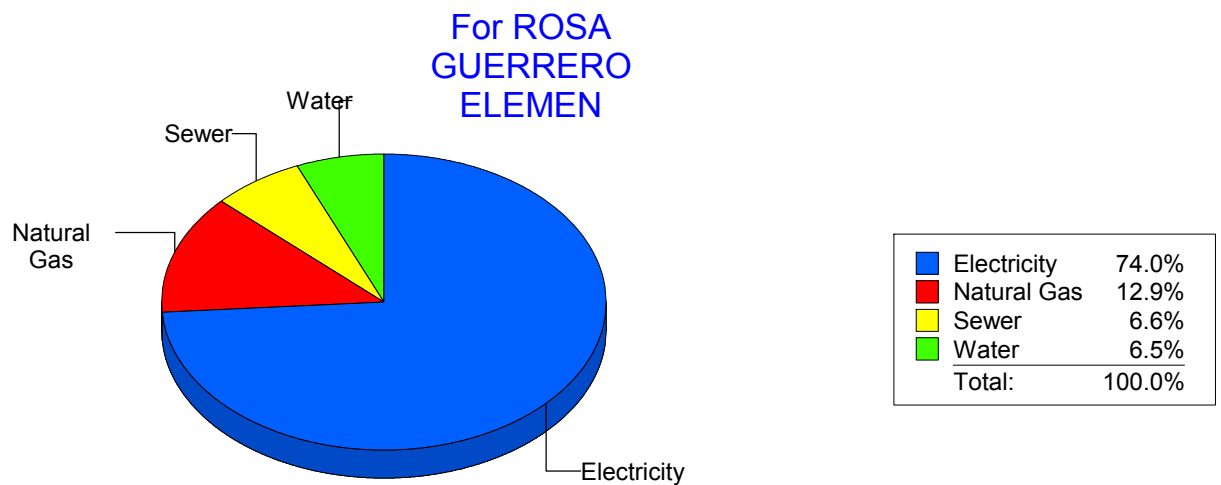
Energy CAP

Cost Avoidance Program

Cost Summary Graph

Grouped by Energy Type

Energy Type	Use	Units	Meter Cost	Special Charges	Total Cost	Avg Unit Cost	% of Total Cost
Site: ROSA GUERRERO ELEMEN - ROSA GUERRERO ELEMEN							
Electricity	38,880	KWH	\$4,928.38	\$0.00	\$4,928.38	0.1268	74.01%
Natural Gas	1,272	CCF	\$860.82	\$0.00	\$860.82	0.6767	12.93%
Water	126	CCF	\$431.06	\$0.00	\$431.06	3.4211	6.47%
Sewer	140	CCF	\$438.81	\$0.00	\$438.81	3.1344	6.59%
Total Cost:			\$6,659.07	\$0.00	\$6,659.07		



Filters: Cost Center Name Not Equal To DoNotReport; Billing Period Equal To 201512All Meter CodesAll Group Names

el Paso

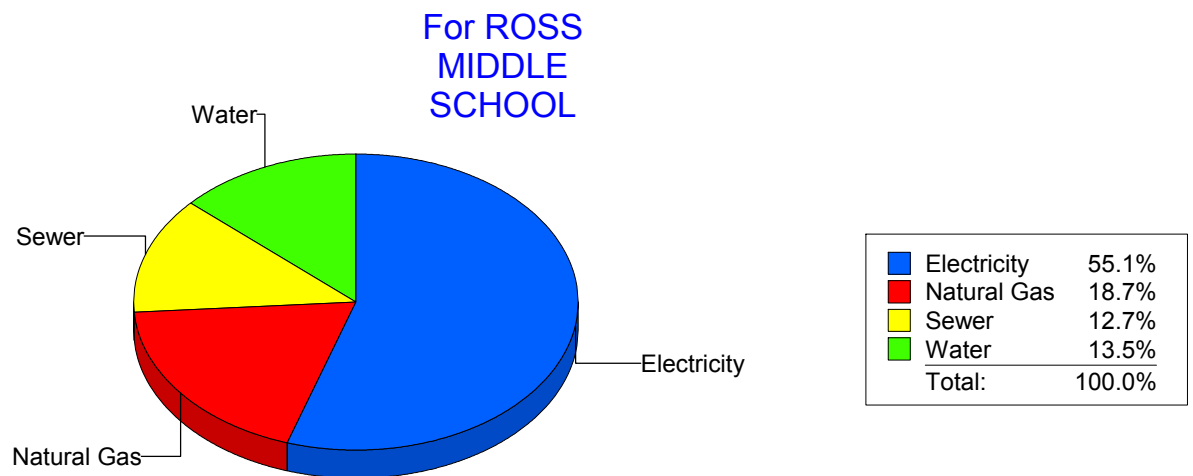
Energy CAP

Cost Avoidance Program

Cost Summary Graph

Grouped by Energy Type

Energy Type	Use	Units	Meter Cost	Special Charges	Total Cost	Avg Unit Cost	% of Total Cost
Site: ROSS MIDDLE SCHOOL - ROSS MIDDLE SCHOOL							
Electricity	48,046	KWH	\$5,091.28	\$0.00	\$5,091.28	0.1060	55.14%
Natural Gas	3,230	CCF	\$1,727.94	\$0.00	\$1,727.94	0.5350	18.71%
Water	653	CCF	\$1,243.26	\$0.00	\$1,243.26	1.9039	13.46%
Sewer	678	CCF	\$1,170.96	\$0.00	\$1,170.96	1.7271	12.68%
Total Cost:			\$9,233.44	\$0.00	\$9,233.44		



Filters: Cost Center Name Not Equal To DoNotReport; Billing Period Equal To 201512All Meter CodesAll Group Names

elpaso

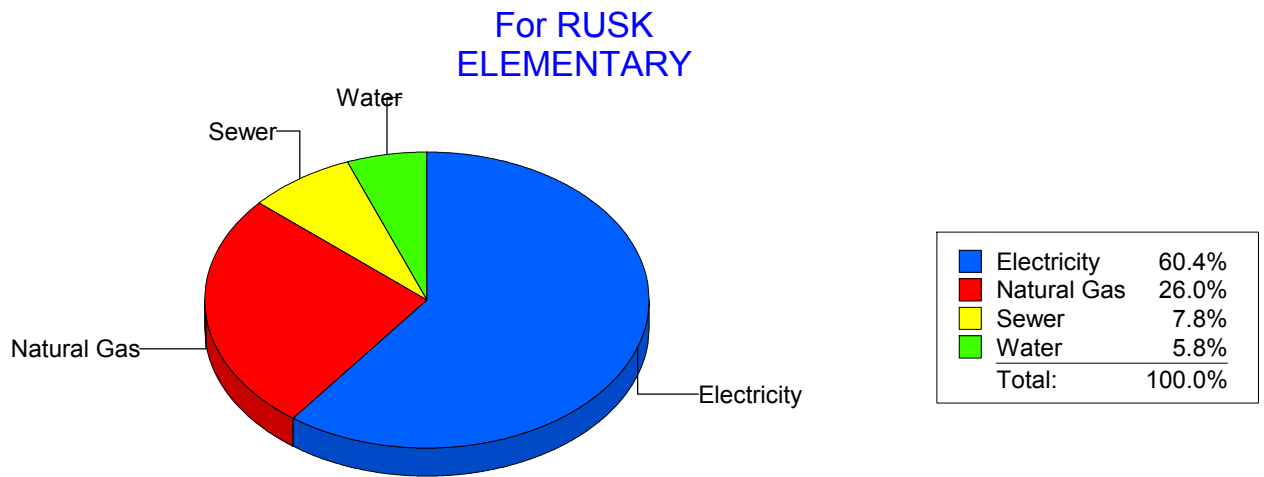
Energy CAP

Cost Avoidance Program

Cost Summary Graph

Grouped by Energy Type

Energy Type	Use	Units	Meter Cost	Special Charges	Total Cost	Avg Unit Cost	% of Total Cost
Site: RUSK ELEMENTARY - RUSK ELEMENTARY							
Electricity	25,085	KWH	\$2,797.76	\$0.00	\$2,797.76	0.1115	60.39%
Natural Gas	1,724	CCF	\$1,204.66	\$0.00	\$1,204.66	0.6988	26.00%
Water	69	CCF	\$267.83	\$0.00	\$267.83	3.8816	5.78%
Sewer	142	CCF	\$362.32	\$0.00	\$362.32	2.5515	7.82%
Total Cost:			\$4,632.57	\$0.00	\$4,632.57		



Filters: Cost Center Name Not Equal To DoNotReport; Billing Period Equal To 201512All Meter CodesAll Group Names

elpaso

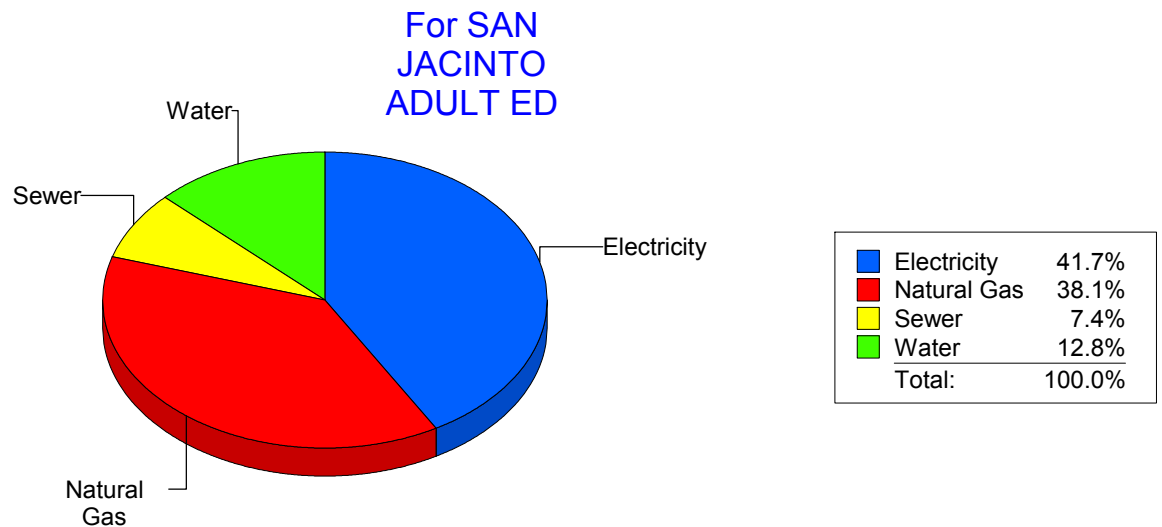
Energy CAP

Cost Avoidance Program

Cost Summary Graph

Grouped by Energy Type

Energy Type	Use	Units	Meter Cost	Special Charges	Total Cost	Avg Unit Cost	% of Total Cost
Site: SAN JACINTO ADULT ED - SAN JACINTO ADULT ED							
Electricity	4,400	KWH	\$598.36	\$0.00	\$598.36	0.1360	41.68%
Natural Gas	862	CCF	\$546.88	\$0.00	\$546.88	0.6344	38.10%
Water	52	CCF	\$183.52	\$0.00	\$183.52	3.5292	12.78%
Sewer	25	CCF	\$106.72	\$0.00	\$106.72	4.2688	7.43%
Total Cost:			\$1,435.48	\$0.00	\$1,435.48		



Filters: Cost Center Name Not Equal To DoNotReport; Billing Period Equal To 201512All Meter CodesAll Group Names

elpaso

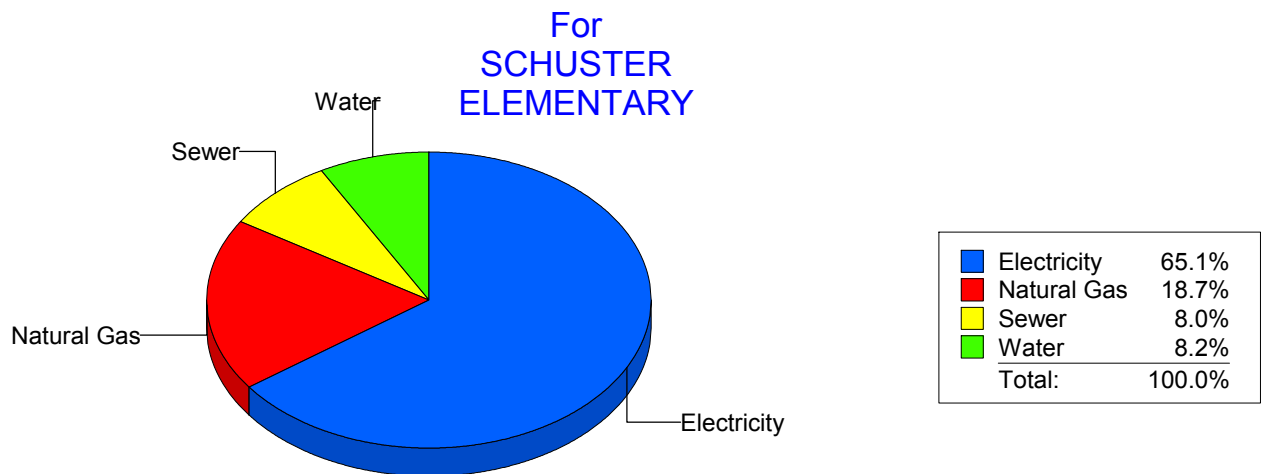
Energy CAP

Cost Avoidance Program

Cost Summary Graph

Grouped by Energy Type

Energy Type	Use	Units	Meter Cost	Special Charges	Total Cost	Avg Unit Cost	% of Total Cost
Site: SCHUSTER ELEMENTARY - SCHUSTER ELEMENTARY							
Electricity	21,628	KWH	\$2,189.70	\$0.00	\$2,189.70	0.1012	65.10%
Natural Gas	1,028	CCF	\$629.82	\$0.00	\$629.82	0.6127	18.73%
Water	120	CCF	\$274.76	\$0.00	\$274.76	2.2897	8.17%
Sewer	134	CCF	\$269.13	\$0.00	\$269.13	2.0084	8.00%
Total Cost:			\$3,363.41	\$0.00	\$3,363.41		



Filters: Cost Center Name Not Equal To DoNotReport; Billing Period Equal To 201512All Meter CodesAll Group Names

elpaso

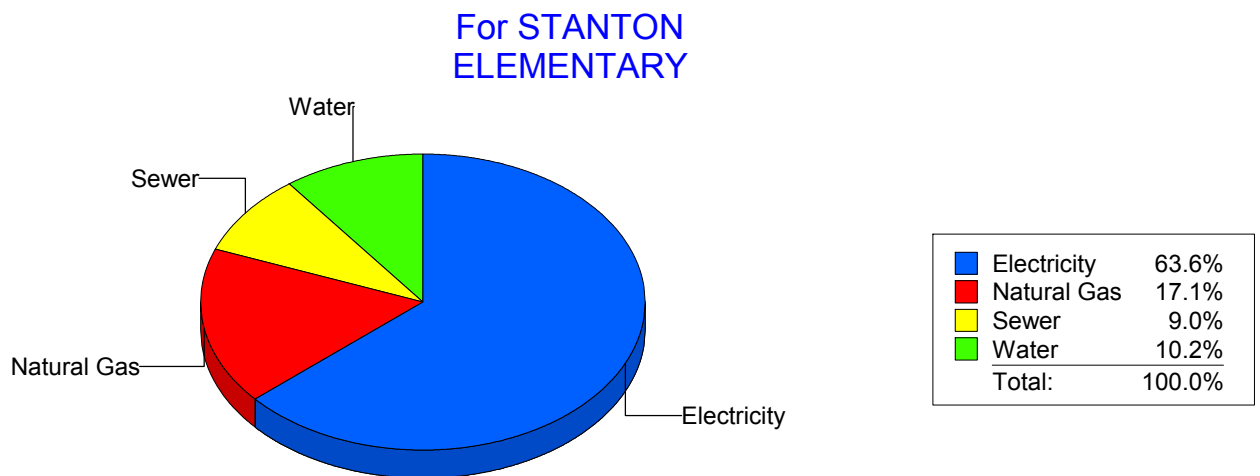
Energy CAP

Cost Avoidance Program

Cost Summary Graph

Grouped by Energy Type

Energy Type	Use	Units	Meter Cost	Special Charges	Total Cost	Avg Unit Cost	% of Total Cost
Site: STANTON ELEMENTARY - STANTON ELEMENTARY							
Electricity	27,448	KWH	\$2,991.89	\$0.00	\$2,991.89	0.1090	63.61%
Natural Gas	1,159	CCF	\$805.61	\$0.00	\$805.61	0.6951	17.13%
Water	213	CCF	\$480.43	\$0.00	\$480.43	2.2555	10.21%
Sewer	200	CCF	\$425.26	\$0.00	\$425.26	2.1263	9.04%
Total Cost:			\$4,703.19	\$0.00	\$4,703.19		



Filters: Cost Center Name Not Equal To DoNotReport; Billing Period Equal To 201512All Meter CodesAll Group Names

elpaso

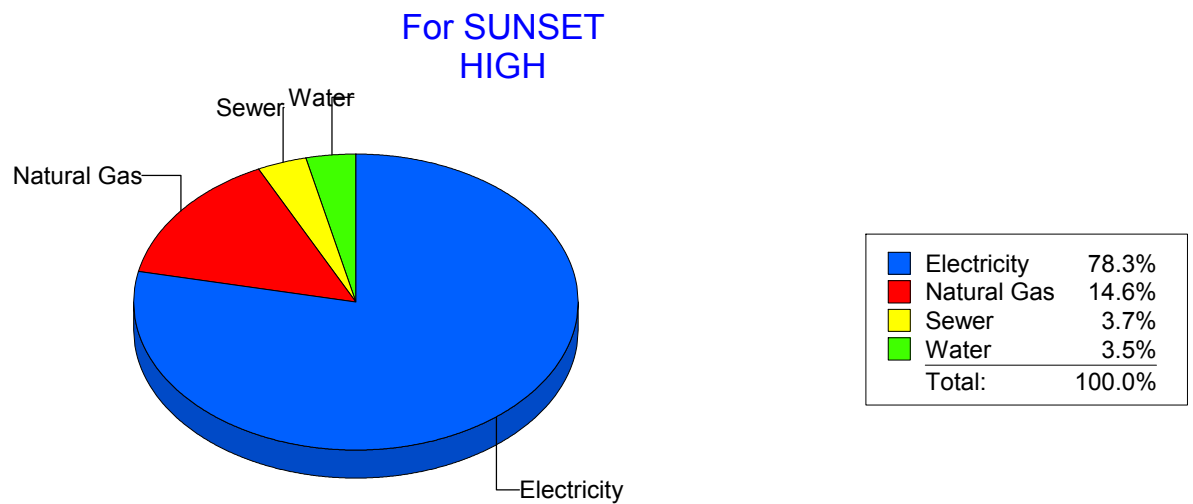
Energy CAP

Cost Avoidance Program

Cost Summary Graph

Grouped by Energy Type

Energy Type	Use	Units	Meter Cost	Special Charges	Total Cost	Avg Unit Cost	% of Total Cost
Site: SUNSET HIGH - SUNSET HIGH							
Electricity	23,720	KWH	\$2,482.14	\$0.00	\$2,482.14	0.1046	78.27%
Natural Gas	692	CCF	\$461.90	\$0.00	\$461.90	0.6675	14.56%
Water	22	CCF	\$110.12	\$0.00	\$110.12	5.0055	3.47%
Sewer	32	CCF	\$117.15	\$0.00	\$117.15	3.6609	3.69%
Total Cost:			\$3,171.31	\$0.00	\$3,171.31		



Filters: Cost Center Name Not Equal To DoNotReport; Billing Period Equal To 201512All Meter CodesAll Group Names

elpaso

Energy CAP

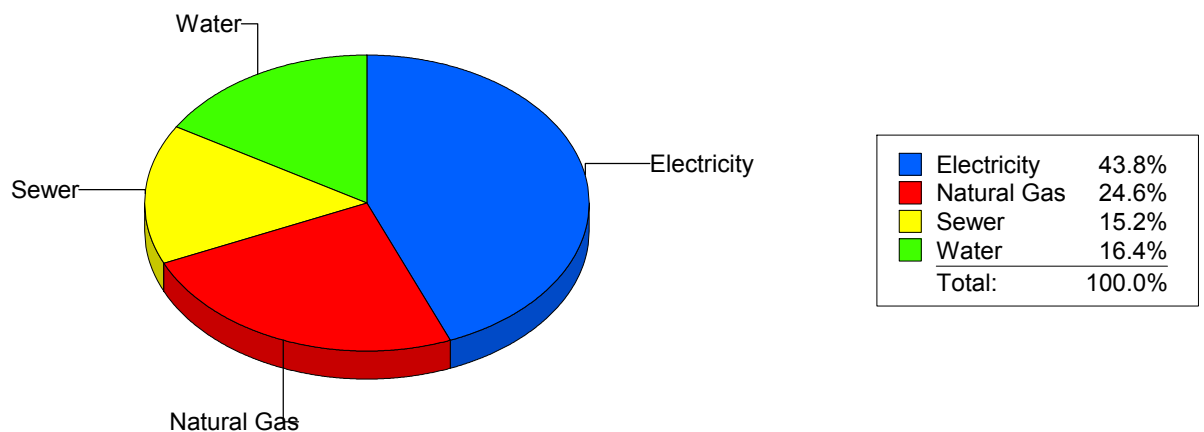
Cost Avoidance Program

Cost Summary Graph

Grouped by Energy Type

Energy Type	Use	Units	Meter Cost	Special Charges	Total Cost	Avg Unit Cost	% of Total Cost
Site: TENNISCENTER - TENNIS CENTER							
Electricity	248 KWH		\$209.36	\$0.00	\$209.36	0.8442	43.84%
Natural Gas	0 CCF		\$117.53	\$0.00	\$117.53	0.0000	24.61%
Water	3 CCF		\$78.20	\$0.00	\$78.20	26.0667	16.38%
Sewer	2 CCF		\$72.45	\$0.00	\$72.45	36.2250	15.17%
Total Cost:			\$477.54	\$0.00	\$477.54		

For TENNIS
CENTER



Filters: Cost Center Name Not Equal To DoNotReport; Billing Period Equal To 201512All Meter CodesAll Group Names

elpaso

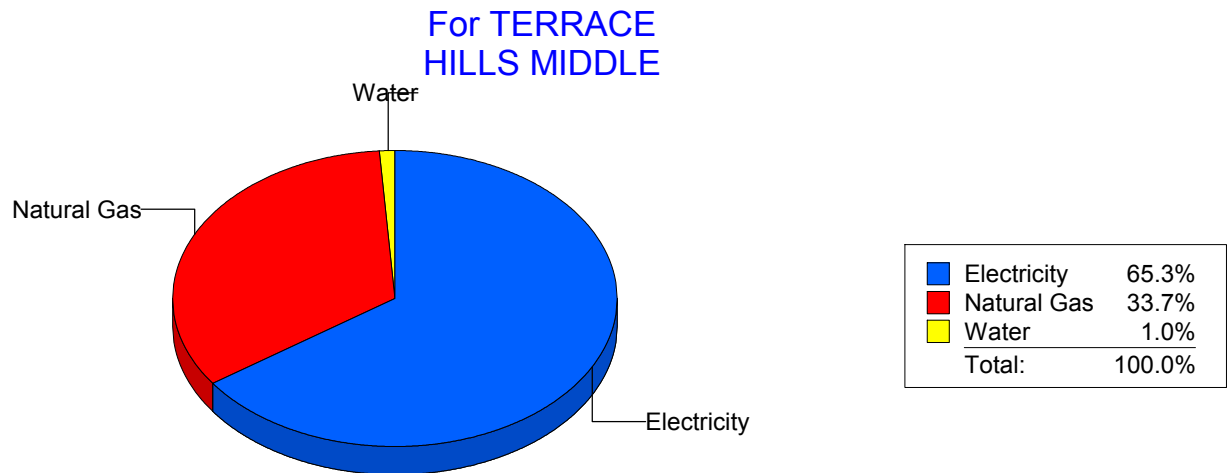
Energy CAP

Cost Avoidance Program

Cost Summary Graph

Grouped by Energy Type

Energy Type	Use	Units	Meter Cost	Special Charges	Total Cost	Avg Unit Cost	% of Total Cost
Site: TERRACE HILLS MIDDLE - TERRACE HILLS MIDDLE							
Electricity	27,750	KWH	\$2,781.24	\$0.00	\$2,781.24	0.1002	65.27%
Natural Gas	2,412	CCF	\$1,437.55	\$0.00	\$1,437.55	0.5960	33.74%
Water	0	CCF	\$42.47	\$0.00	\$42.47	0.0000	1.00%
Total Cost:			\$4,261.26	\$0.00	\$4,261.26		



Filters: Cost Center Name Not Equal To DoNotReport; Billing Period Equal To 201512All Meter CodesAll Group Names

elpaso

Energy CAP

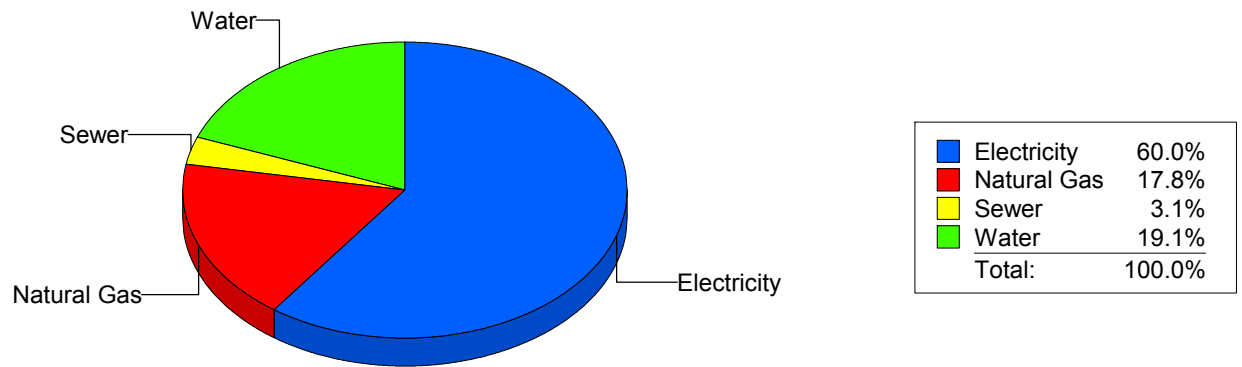
Cost Avoidance Program

Cost Summary Graph

Grouped by Energy Type

Energy Type	Use	Units	Meter Cost	Special Charges	Total Cost	Avg Unit Cost	% of Total Cost
Site: TIPPIN - TIPPIN ELEMENTARY							
Electricity	54,120	KWH	\$5,761.70	\$0.00	\$5,761.70	0.1065	60.05%
Natural Gas	3,184	CCF	\$1,705.23	\$0.00	\$1,705.23	0.5356	17.77%
Water	383	CCF	\$1,834.61	\$0.00	\$1,834.61	4.7901	19.12%
Sewer	89	CCF	\$293.35	\$0.00	\$293.35	3.2961	3.06%
Total Cost:			\$9,594.89	\$0.00	\$9,594.89		

For TIPPIN
ELEMENTARY



Filters: Cost Center Name Not Equal To DoNotReport; Billing Period Equal To 201512All Meter CodesAll Group Names

elpaso

Energy CAP

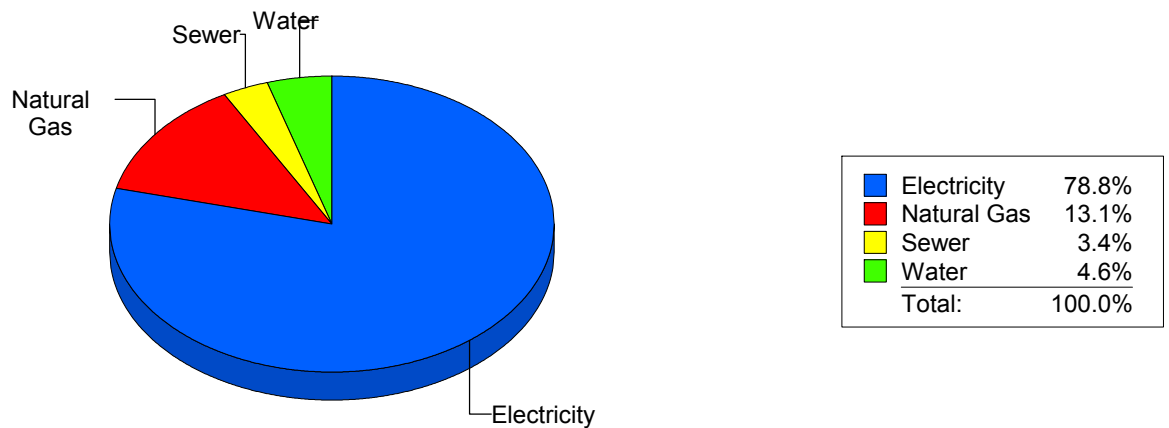
Cost Avoidance Program

Cost Summary Graph

Grouped by Energy Type

Energy Type	Use	Units	Meter Cost	Special Charges	Total Cost	Avg Unit Cost	% of Total Cost
Site: TOMLEA - TOM LEA							
Electricity	72,360	KWH	\$7,254.43	\$0.00	\$7,254.43	0.1003	78.78%
Natural Gas	2,186	CCF	\$1,208.61	\$0.00	\$1,208.61	0.5529	13.13%
Water	109	CCF	\$427.99	\$0.00	\$427.99	3.9265	4.65%
Sewer	105	CCF	\$317.19	\$0.00	\$317.19	3.0209	3.44%
Total Cost:			\$9,208.22	\$0.00	\$9,208.22		

For TOM LEA



Filters: Cost Center Name Not Equal To DoNotReport; Billing Period Equal To 201512All Meter CodesAll Group Names

elpaso

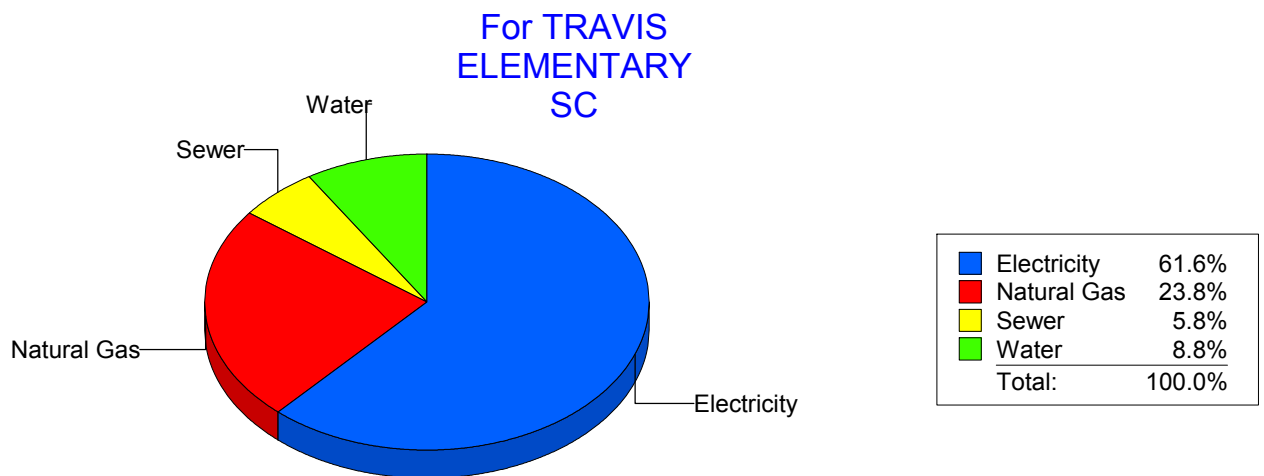
Energy CAP

Cost Avoidance Program

Cost Summary Graph

Grouped by Energy Type

Energy Type	Use	Units	Meter Cost	Special Charges	Total Cost	Avg Unit Cost	% of Total Cost
Site: TRAVIS ELEMENTARY SC - TRAVIS ELEMENTARY SC							
Electricity	21,847	KWH	\$2,331.60	\$0.00	\$2,331.60	0.1067	61.56%
Natural Gas	1,339	CCF	\$902.79	\$0.00	\$902.79	0.6742	23.84%
Water	80	CCF	\$334.68	\$0.00	\$334.68	4.1835	8.84%
Sewer	61	CCF	\$218.15	\$0.00	\$218.15	3.5762	5.76%
Total Cost:			\$3,787.22	\$0.00	\$3,787.22		



Filters: Cost Center Name Not Equal To DoNotReport; Billing Period Equal To 201512All Meter CodesAll Group Names

elpaso

Energy CAP

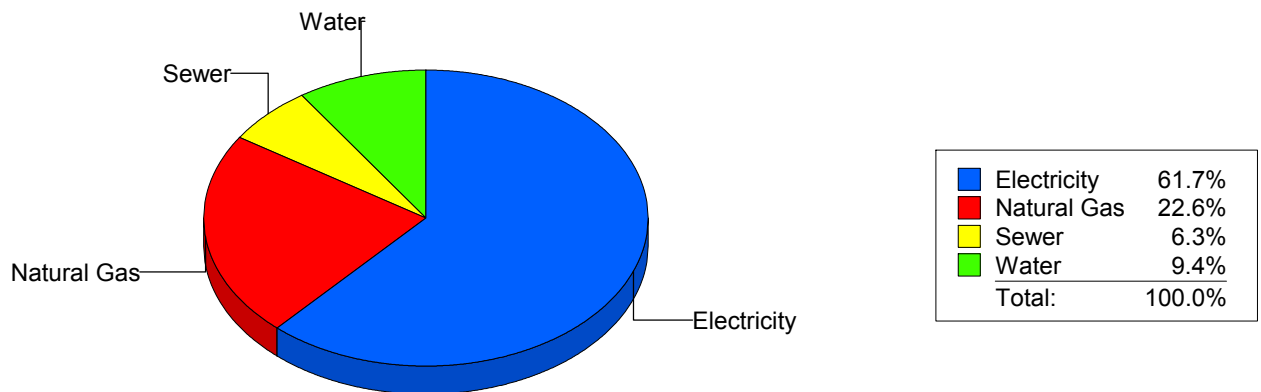
Cost Avoidance Program

Cost Summary Graph

Grouped by Energy Type

Energy Type	Use	Units	Meter Cost	Special Charges	Total Cost	Avg Unit Cost	% of Total Cost
Site: VILAS ELEMENTARY - VILAS ELEMENTARY							
Electricity	27,236	KWH	\$3,611.50	\$0.00	\$3,611.50	0.1326	61.71%
Natural Gas	1,961	CCF	\$1,322.48	\$0.00	\$1,322.48	0.6744	22.60%
Water	122	CCF	\$552.80	\$0.00	\$552.80	4.5311	9.45%
Sewer	59	CCF	\$365.79	\$0.00	\$365.79	6.1998	6.25%
Total Cost:			\$5,852.57	\$0.00	\$5,852.57		

For VILAS
ELEMENTARY



Filters: Cost Center Name Not Equal To DoNotReport; Billing Period Equal To 201512All Meter CodesAll Group Names

elpaso

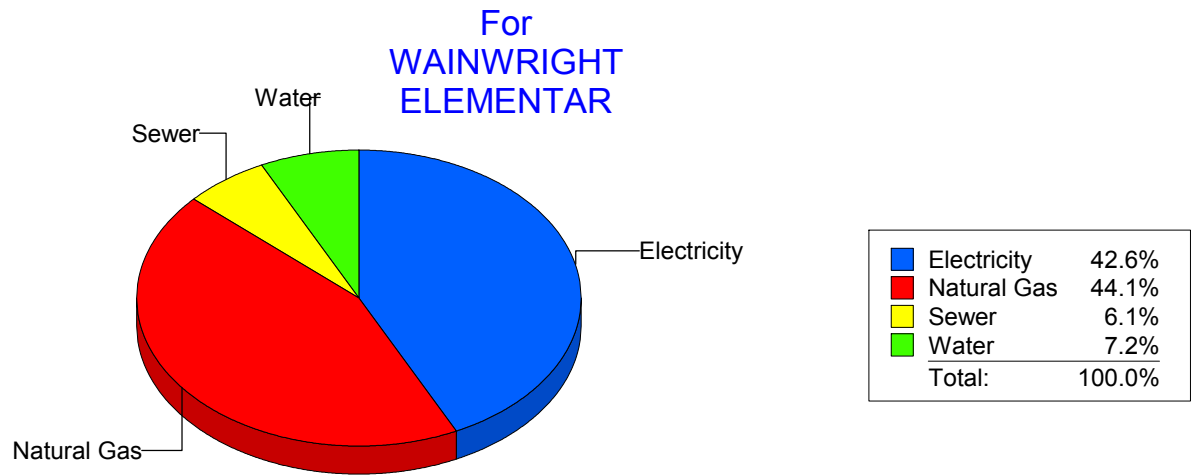
Energy CAP

Cost Avoidance Program

Cost Summary Graph

Grouped by Energy Type

Energy Type	Use	Units	Meter Cost	Special Charges	Total Cost	Avg Unit Cost	% of Total Cost
Site: WAINWRIGHT ELEMENTAR - WAINWRIGHT ELEMENTAR							
Electricity	12,821	KWH	\$1,233.47	\$0.00	\$1,233.47	0.0962	42.65%
Natural Gas	2,085	CCF	\$1,274.15	\$0.00	\$1,274.15	0.6111	44.06%
Water	36	CCF	\$206.80	\$0.00	\$206.80	5.7444	7.15%
Sewer	26	CCF	\$177.68	\$0.00	\$177.68	6.8338	6.14%
Total Cost:			\$2,892.10	\$0.00	\$2,892.10		



Filters: Cost Center Name Not Equal To DoNotReport; Billing Period Equal To 201512All Meter CodesAll Group Names

elpaso

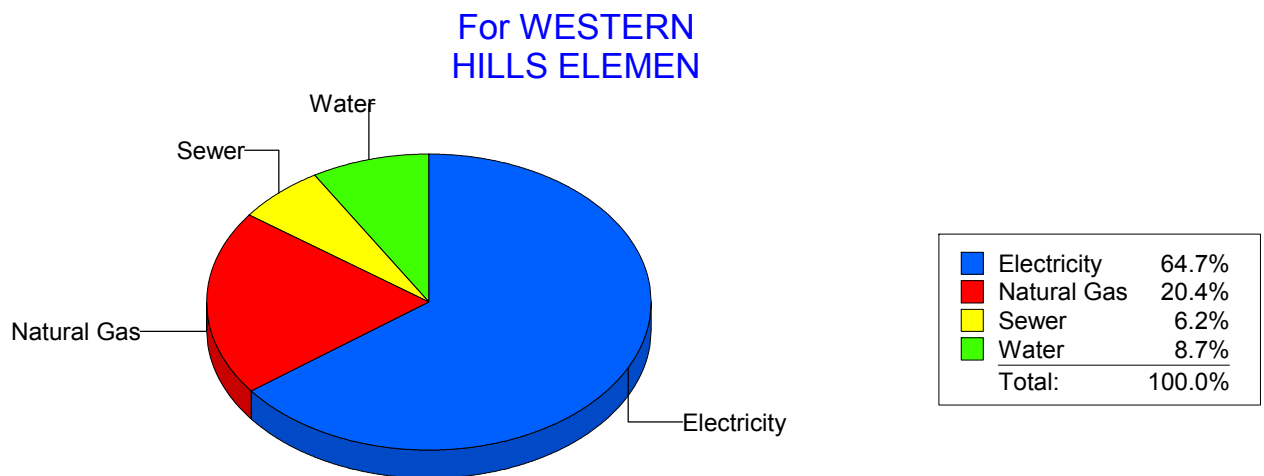
Energy CAP

Cost Avoidance Program

Cost Summary Graph

Grouped by Energy Type

Energy Type	Use	Units	Meter Cost	Special Charges	Total Cost	Avg Unit Cost	% of Total Cost
Site: WESTERN HILLS ELEMEN - WESTERN HILLS ELEMEN							
Electricity	32,760	KWH	\$3,574.42	\$0.00	\$3,574.42	0.1091	64.71%
Natural Gas	2,019	CCF	\$1,125.13	\$0.00	\$1,125.13	0.5573	20.37%
Water	170	CCF	\$481.46	\$0.00	\$481.46	2.8321	8.72%
Sewer	64	CCF	\$342.93	\$0.00	\$342.93	5.3583	6.21%
Total Cost:			\$5,523.94	\$0.00	\$5,523.94		



Filters: Cost Center Name Not Equal To DoNotReport; Billing Period Equal To 201512All Meter CodesAll Group Names

elpaso

Energy CAP

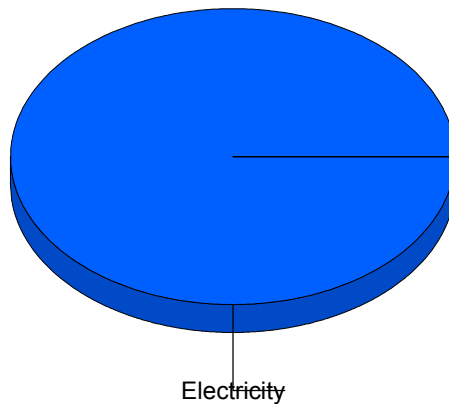
Cost Avoidance Program

Cost Summary Graph

Grouped by Energy Type

Energy Type	Use	Units	Meter Cost	Special Charges	Total Cost	Avg Unit Cost	% of Total Cost
Site: WESTSIDE TRANSPORTAT - WESTSIDE TRANSPORTAT							
Electricity	2,636	KWH	\$296.94	\$0.00	\$296.94	0.1126	100.00%
Total Cost:			\$296.94	\$0.00	\$296.94		

For WESTSIDE
TRANSPORTAT



■ Electricity	100.0%
Total:	100.0%

Filters: Cost Center Name Not Equal To DoNotReport; Billing Period Equal To 201512All Meter CodesAll Group Names

elpaso

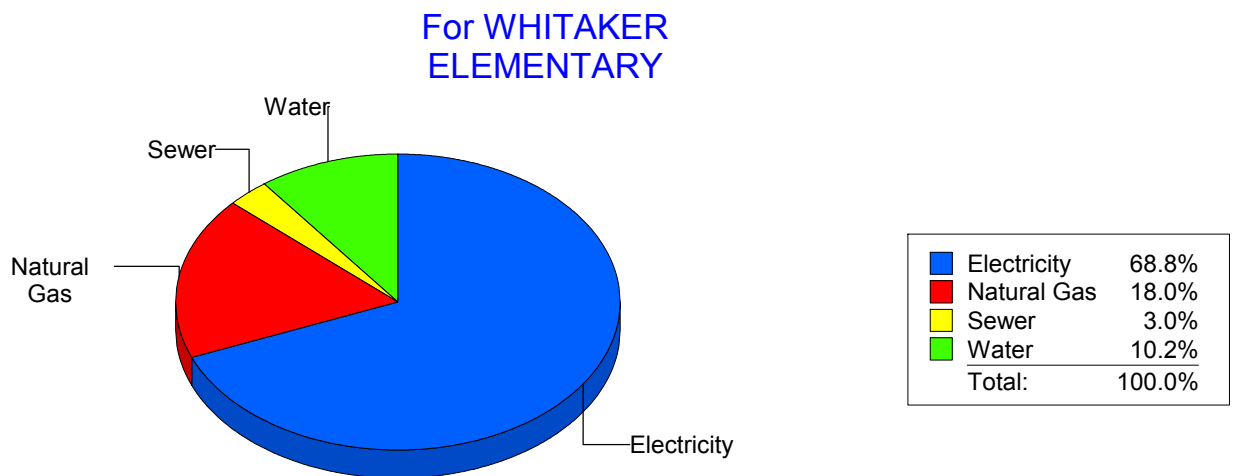
Energy CAP

Cost Avoidance Program

Cost Summary Graph

Grouped by Energy Type

Energy Type	Use	Units	Meter Cost	Special Charges	Total Cost	Avg Unit Cost	% of Total Cost
Site: WHITAKER ELEMENTARY - WHITAKER ELEMENTARY							
Electricity	62,400	KWH	\$6,595.02	\$0.00	\$6,595.02	0.1057	68.76%
Natural Gas	3,234	CCF	\$1,729.91	\$0.00	\$1,729.91	0.5349	18.04%
Water	333	CCF	\$977.75	\$0.00	\$977.75	2.9362	10.19%
Sewer	86	CCF	\$288.88	\$0.00	\$288.88	3.3591	3.01%
Total Cost:			\$9,591.56	\$0.00	\$9,591.56		



Filters: Cost Center Name Not Equal To DoNotReport; Billing Period Equal To 201512All Meter CodesAll Group Names

elpaso

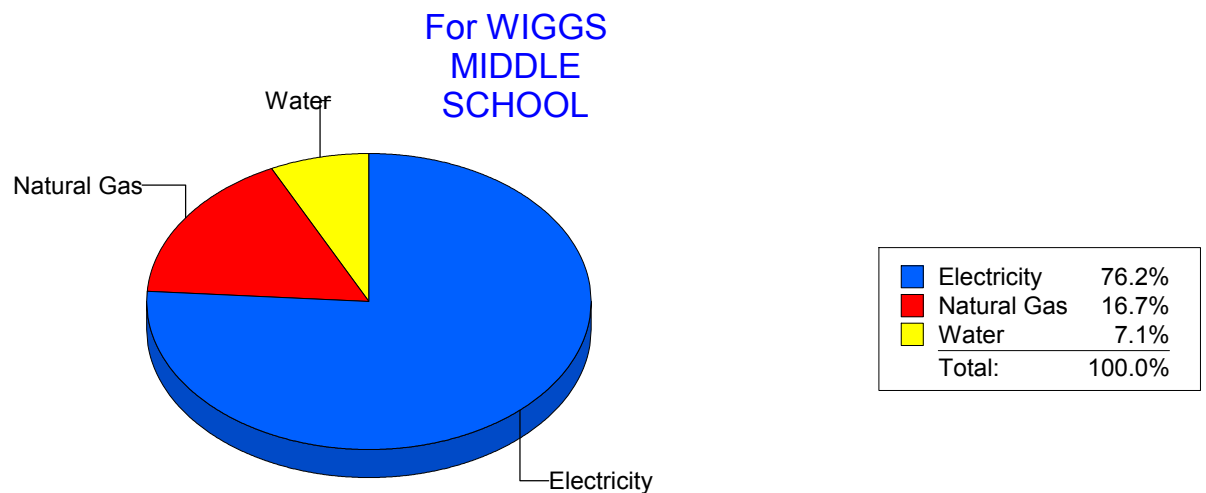
Energy CAP

Cost Avoidance Program

Cost Summary Graph

Grouped by Energy Type

Energy Type	Use	Units	Meter Cost	Special Charges	Total Cost	Avg Unit Cost	% of Total Cost
Site: WIGGS MIDDLE SCHOOL - WIGGS MIDDLE SCHOOL							
Electricity	40,660	KWH	\$5,208.09	\$0.00	\$5,208.09	0.1281	76.24%
Natural Gas	2,045	CCF	\$1,138.13	\$0.00	\$1,138.13	0.5565	16.66%
Water	96	CCF	\$485.03	\$0.00	\$485.03	5.0524	7.10%
Total Cost:			\$6,831.25	\$0.00	\$6,831.25		



Filters: Cost Center Name Not Equal To DoNotReport; Billing Period Equal To 201512All Meter CodesAll Group Names

elpaso

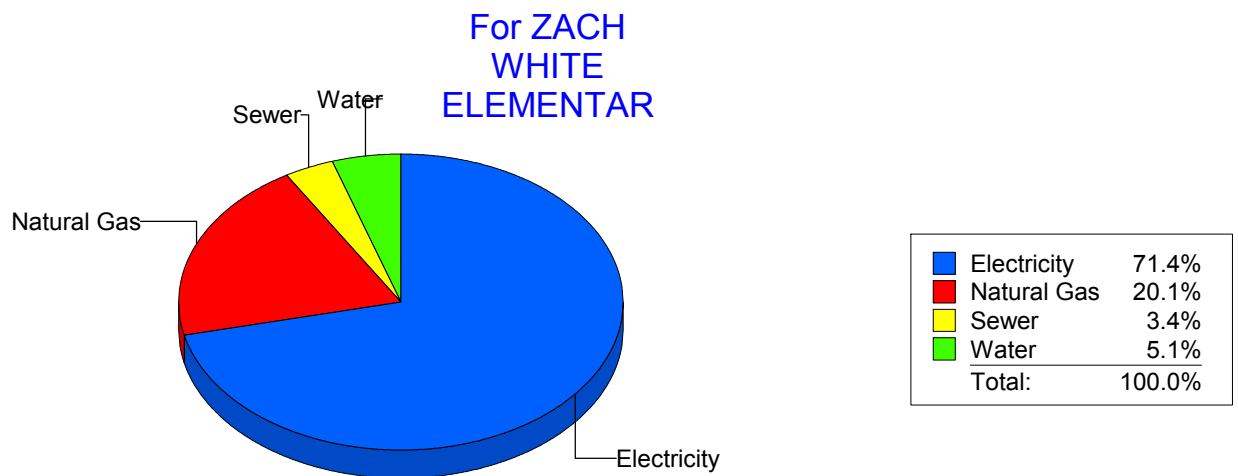
Energy CAP

Cost Avoidance Program

Cost Summary Graph

Grouped by Energy Type

Energy Type	Use	Units	Meter Cost	Special Charges	Total Cost	Avg Unit Cost	% of Total Cost
Site: ZACH WHITE ELEMENTAR - ZACH WHITE ELEMENTAR							
Electricity	41,400	KWH	\$5,260.09	\$0.00	\$5,260.09	0.1271	71.36%
Natural Gas	2,511	CCF	\$1,483.14	\$0.00	\$1,483.14	0.5907	20.12%
Water	79	CCF	\$377.69	\$0.00	\$377.69	4.7809	5.12%
Sewer	75	CCF	\$250.69	\$0.00	\$250.69	3.3425	3.40%
Total Cost:			\$7,371.61	\$0.00	\$7,371.61		



Filters: Cost Center Name Not Equal To DoNotReport; Billing Period Equal To 201512All Meter CodesAll Group Names

elpaso

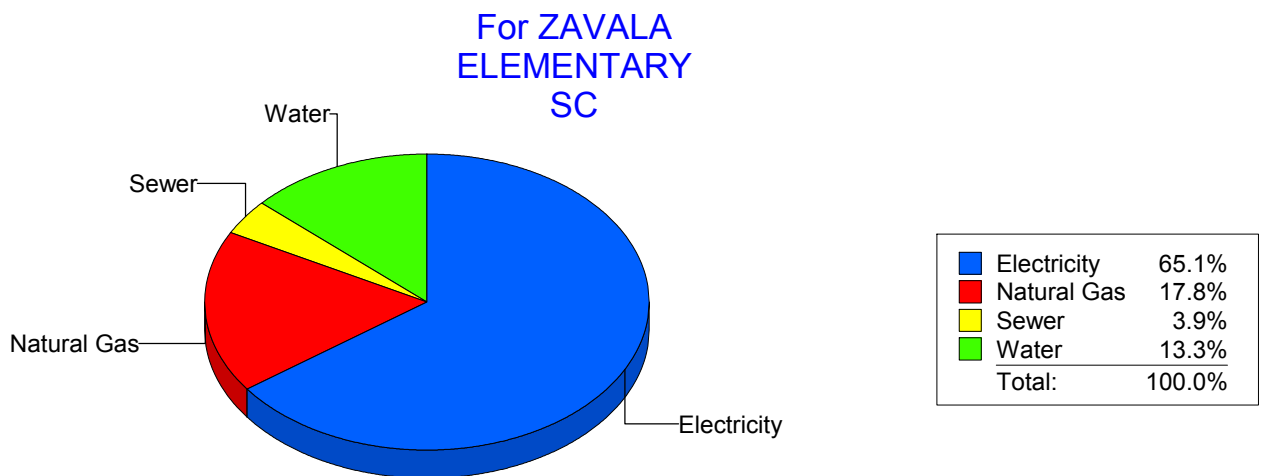
Energy CAP

Cost Avoidance Program

Cost Summary Graph

Grouped by Energy Type

Energy Type	Use	Units	Meter Cost	Special Charges	Total Cost	Avg Unit Cost	% of Total Cost
Site: ZAVALA ELEMENTARY SC - ZAVALA ELEMENTARY SC							
Electricity	26,000	KWH	\$2,175.19	\$0.00	\$2,175.19	0.0837	65.07%
Natural Gas	956	CCF	\$593.84	\$0.00	\$593.84	0.6212	17.76%
Water	78	CCF	\$443.20	\$0.00	\$443.20	5.6821	13.26%
Sewer	41	CCF	\$130.56	\$0.00	\$130.56	3.1844	3.91%
Total Cost:			\$3,342.79	\$0.00	\$3,342.79		



Filters: Cost Center Name Not Equal To DoNotReport; Billing Period Equal To 201512All Meter CodesAll Group Names

elpaso

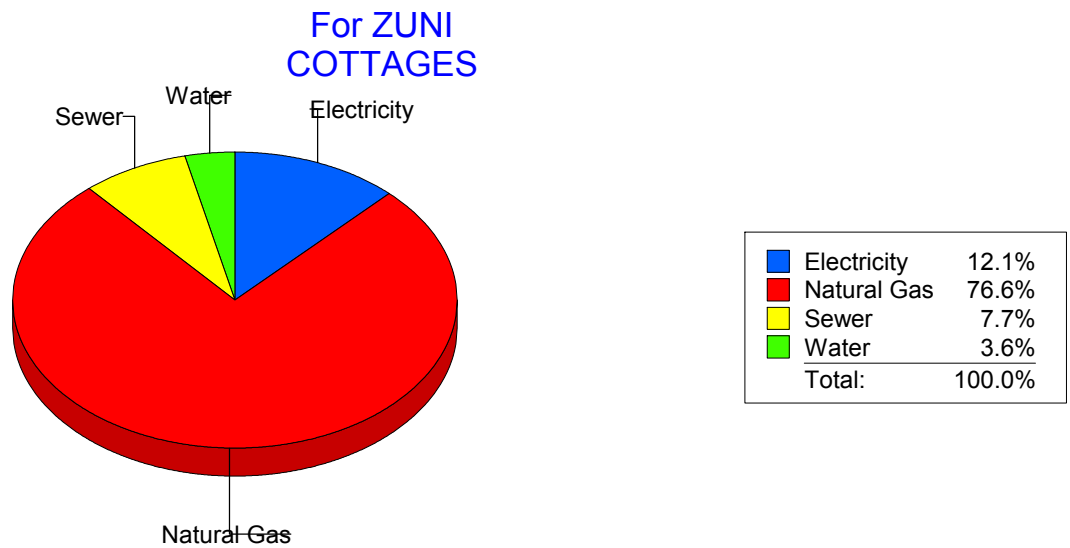
Energy CAP

Cost Avoidance Program

Cost Summary Graph

Grouped by Energy Type

Energy Type	Use	Units	Meter Cost	Special Charges	Total Cost	Avg Unit Cost	% of Total Cost
Site: ZUNI COTTAGES - ZUNI COTTAGES							
Electricity		30 KWH	\$37.27	\$0.00	\$37.27	1.2423	12.12%
Natural Gas		1 CCF	\$235.46	\$0.00	\$235.46	235.4600	76.57%
Water		0 CCF	\$11.18	\$0.00	\$11.18	0.0000	3.64%
Sewer		0 CCF	\$23.60	\$0.00	\$23.60	0.0000	7.67%
Total Cost:			\$307.51	\$0.00	\$307.51		



Filters: Cost Center Name Not Equal To DoNotReport; Billing Period Equal To 201512All Meter CodesAll Group Names

el Paso

Energy CAP

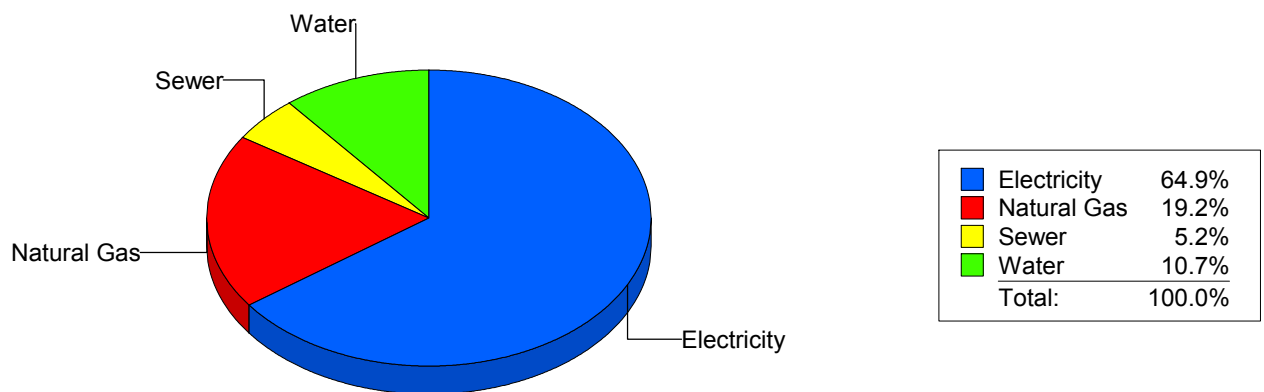
Cost Avoidance Program

Cost Summary Graph

Grouped by Energy Type

Energy Type	Use	Units	Meter Cost	Special Charges	Total Cost	Avg Unit Cost	% of Total Cost
All Sites							
Electricity	5,207,917	KWH	\$542,905.58	\$0.00	\$542,905.58	0.1042	64.91%
Natural Gas	279,690	CCF	\$160,465.77	\$0.00	\$160,465.77	0.5737	19.19%
Water	28,607	CCF	\$89,695.08	\$0.00	\$89,695.08	3.1354	10.72%
Sewer	16,746	CCF	\$43,312.93	\$0.00	\$43,312.93	2.5865	5.18%
Total Cost:			\$836,379.36	\$0.00	\$836,379.36		

For All Sites



Filters: Cost Center Name Not Equal To DoNotReport; Billing Period Equal To 201512All Meter CodesAll Group Names