

elpaso

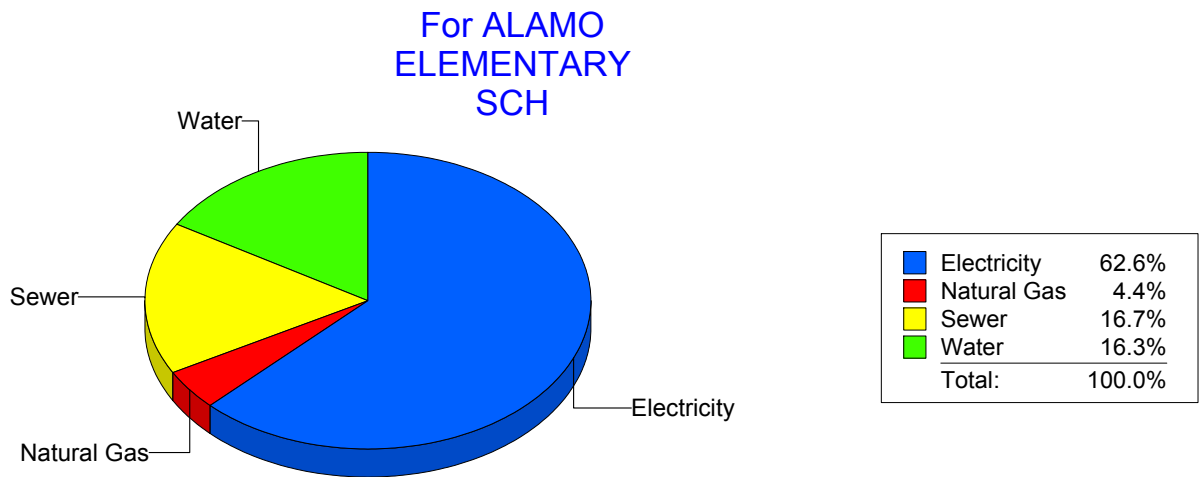
Energy CAP

Cost Avoidance Program

Cost Summary Graph

Grouped by Energy Type

Energy Type	Use	Units	Meter Cost	Special Charges	Total Cost	Avg Unit Cost	% of Total Cost
Site: ALAMO ELEMENTARY SCH - ALAMO ELEMENTARY SCH							
Electricity	3,250	KWH	\$479.59	\$0.00	\$479.59	0.1476	62.57%
Natural Gas	0	CCF	\$33.38	\$0.00	\$33.38	0.0000	4.35%
Water	0	CCF	\$125.26	\$0.00	\$125.26	0.0000	16.34%
Sewer	3	CCF	\$128.29	\$0.00	\$128.29	42.7633	16.74%
Total Cost:			\$766.52	\$0.00	\$766.52		



Filters: Cost Center Name Not One Of DoNotReport; Billing Period Equal To 200912

elpaso

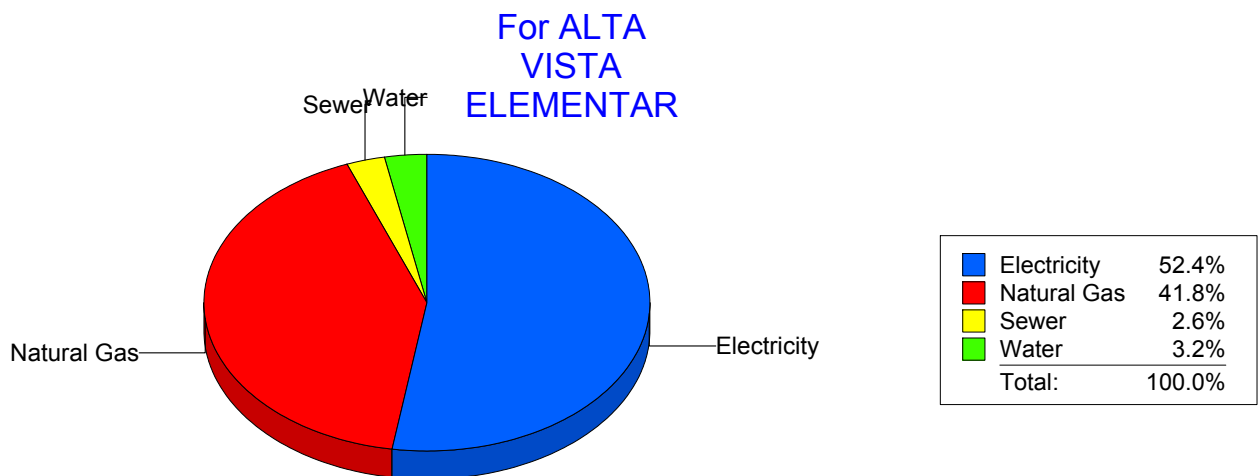
Energy CAP

Cost Avoidance Program

Cost Summary Graph

Grouped by Energy Type

Energy Type	Use	Units	Meter Cost	Special Charges	Total Cost	Avg Unit Cost	% of Total Cost
Site: ALTA VISTA ELEMENTAR - ALTA VISTA ELEMENTAR							
Electricity	28,050	KWH	\$3,517.67	\$0.00	\$3,517.67	0.1254	52.37%
Natural Gas	4,099	CCF	\$2,809.70	\$0.00	\$2,809.70	0.6855	41.83%
Water	103	CCF	\$211.98	\$0.00	\$211.98	2.0581	3.16%
Sewer	91	CCF	\$177.81	\$0.00	\$177.81	1.9540	2.65%
Total Cost:			\$6,717.16	\$0.00	\$6,717.16		



Filters: Cost Center Name Not One Of DoNotReport; Billing Period Equal To 200912

elpaso

Energy CAP

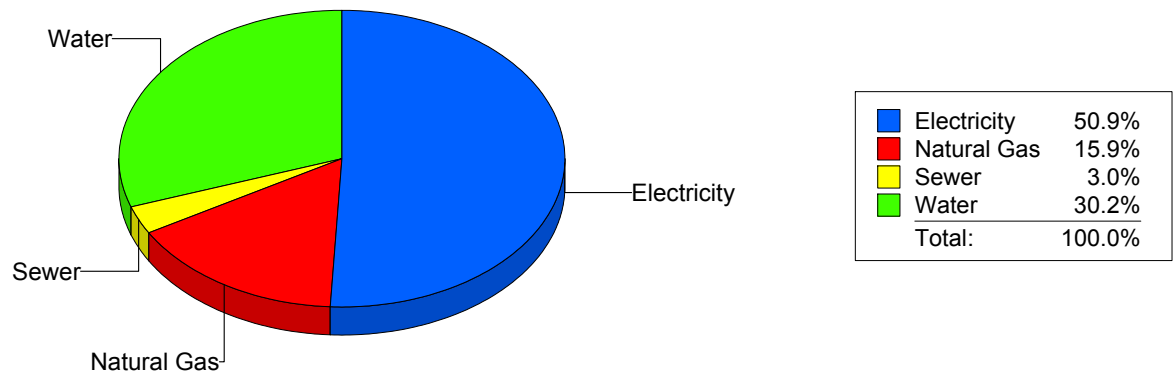
Cost Avoidance Program

Cost Summary Graph

Grouped by Energy Type

Energy Type	Use	Units	Meter Cost	Special Charges	Total Cost	Avg Unit Cost	% of Total Cost
Site: ANDRESS HIGH SCHOOL - ANDRESS HIGH SCHOOL							
Electricity	150,455	KWH	\$18,021.51	\$0.00	\$18,021.51	0.1198	50.92%
Natural Gas	8,274	CCF	\$5,611.38	\$0.00	\$5,611.38	0.6782	15.86%
Water	3,261	CCF	\$10,699.86	\$0.00	\$10,699.86	3.2812	30.23%
Sewer	724	CCF	\$1,057.09	\$0.00	\$1,057.09	1.4601	2.99%
Total Cost:			\$35,389.84	\$0.00	\$35,389.84		

For ANDRESS
HIGH SCHOOL



Filters: Cost Center Name Not One Of DoNotReport; Billing Period Equal To 200912

elpaso

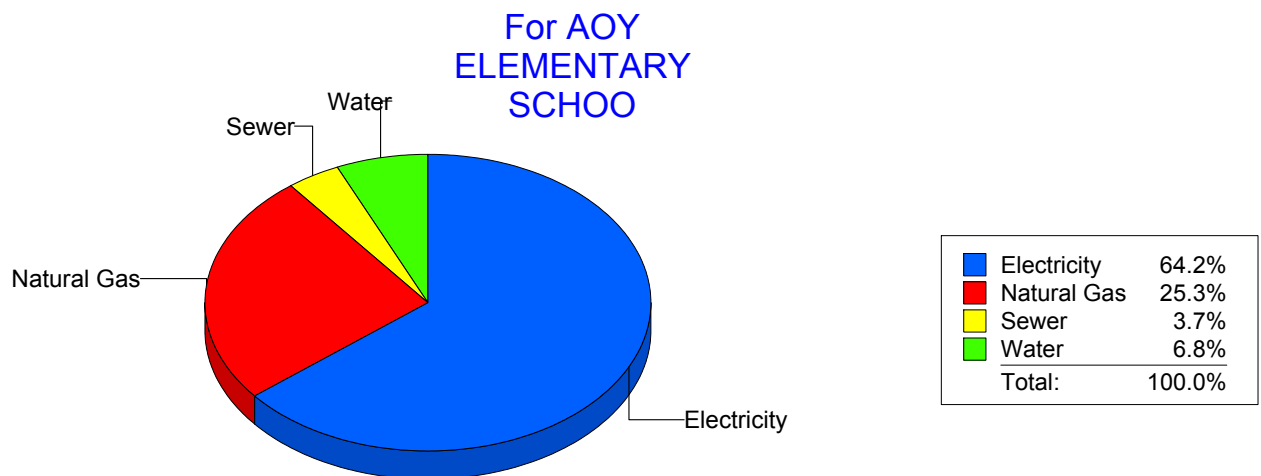
Energy CAP

Cost Avoidance Program

Cost Summary Graph

Grouped by Energy Type

Energy Type	Use	Units	Meter Cost	Special Charges	Total Cost	Avg Unit Cost	% of Total Cost
Site: AOY ELEMENTARY SCHOO - AOY ELEMENTARY SCHOO							
Electricity	46,419	KWH	\$6,116.10	\$0.00	\$6,116.10	0.1318	64.22%
Natural Gas	3,495	CCF	\$2,407.27	\$0.00	\$2,407.27	0.6888	25.28%
Water	125	CCF	\$647.98	\$0.00	\$647.98	5.1838	6.80%
Sewer	71	CCF	\$351.60	\$0.00	\$351.60	4.9521	3.69%
Total Cost:			\$9,522.95	\$0.00	\$9,522.95		



Filters: Cost Center Name Not One Of DoNotReport; Billing Period Equal To 200912

elpaso

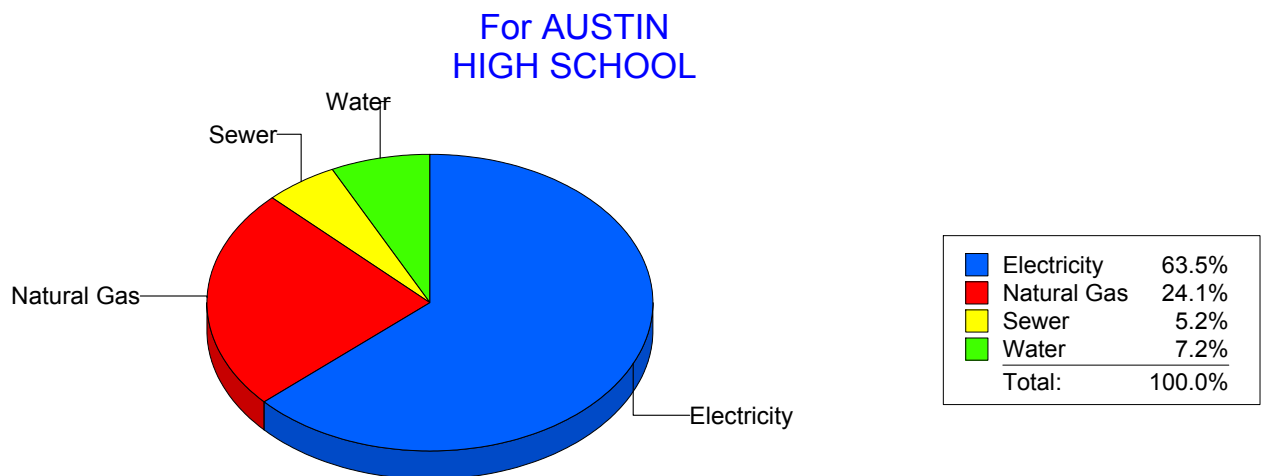
Energy CAP

Cost Avoidance Program

Cost Summary Graph

Grouped by Energy Type

Energy Type	Use	Units	Meter Cost	Special Charges	Total Cost	Avg Unit Cost	% of Total Cost
Site: AUSTIN HIGH SCHOOL - AUSTIN HIGH SCHOOL							
Electricity	145,520	KWH	\$16,514.68	\$0.00	\$16,514.68	0.1135	63.45%
Natural Gas	9,223	CCF	\$6,280.83	\$0.00	\$6,280.83	0.6810	24.13%
Water	642	CCF	\$1,866.94	\$0.00	\$1,866.94	2.9080	7.17%
Sewer	476	CCF	\$1,364.85	\$0.00	\$1,364.85	2.8673	5.24%
Total Cost:			\$26,027.30	\$0.00	\$26,027.30		



Filters: Cost Center Name Not One Of DoNotReport; Billing Period Equal To 200912

elpaso

Energy CAP

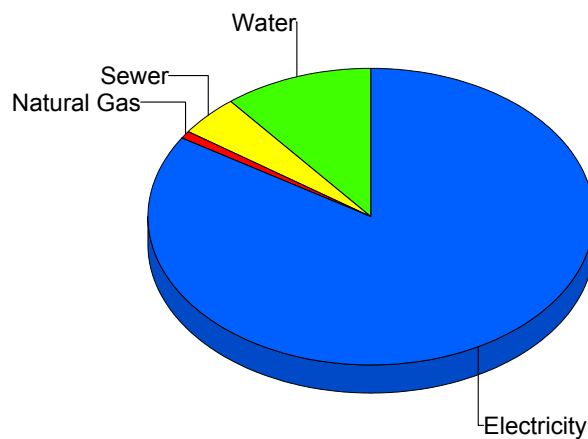
Cost Avoidance Program

Cost Summary Graph

Grouped by Energy Type

Energy Type	Use	Units	Meter Cost	Special Charges	Total Cost	Avg Unit Cost	% of Total Cost
Site: BARRON - BARRON							
Electricity	44,374	KWH	\$6,188.93	\$0.00	\$6,188.93	0.1395	84.01%
Natural Gas	34	CCF	\$53.10	\$0.00	\$53.10	1.5618	0.72%
Water	139	CCF	\$793.42	\$0.00	\$793.42	5.7081	10.77%
Sewer	76	CCF	\$331.71	\$0.00	\$331.71	4.3646	4.50%
Total Cost:			\$7,367.16	\$0.00	\$7,367.16		

For BARRON



Electricity	84.0%
Natural Gas	0.7%
Sewer	4.5%
Water	10.8%
Total:	100.0%

Filters: Cost Center Name Not One Of DoNotReport; Billing Period Equal To 200912

elpaso

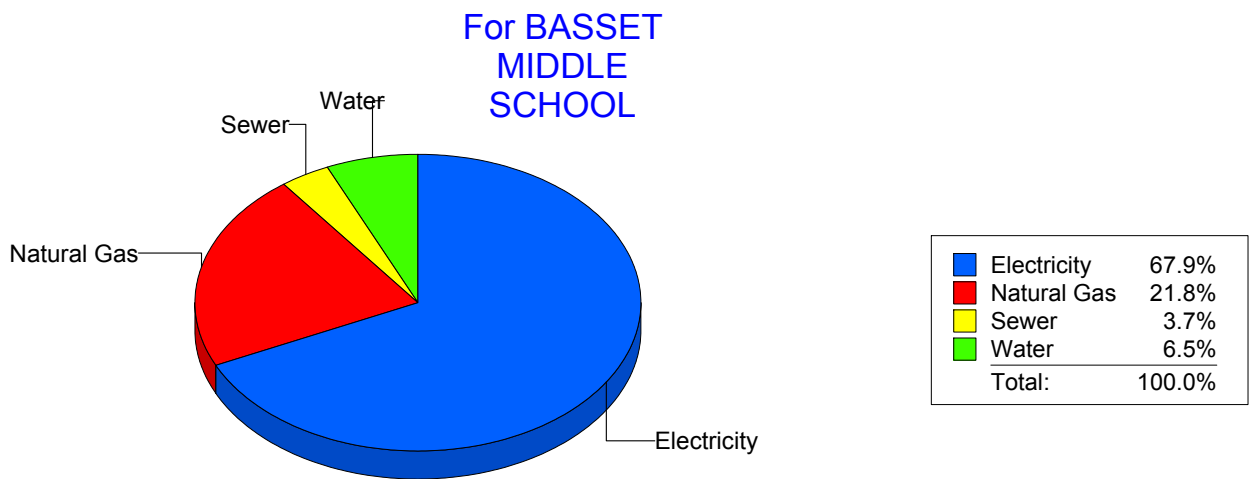
Energy CAP

Cost Avoidance Program

Cost Summary Graph

Grouped by Energy Type

Energy Type	Use	Units	Meter Cost	Special Charges	Total Cost	Avg Unit Cost	% of Total Cost
Site: BASSET MIDDLE SCHOOL - BASSET MIDDLE SCHOOL							
Electricity	69,828	KWH	\$8,786.69	\$0.00	\$8,786.69	0.1258	67.94%
Natural Gas	4,054	CCF	\$2,823.07	\$0.00	\$2,823.07	0.6964	21.83%
Water	403	CCF	\$845.93	\$0.00	\$845.93	2.0991	6.54%
Sewer	267	CCF	\$476.70	\$0.00	\$476.70	1.7854	3.69%
Total Cost:			\$12,932.39	\$0.00	\$12,932.39		



Filters: Cost Center Name Not One Of DoNotReport; Billing Period Equal To 200912

elpaso

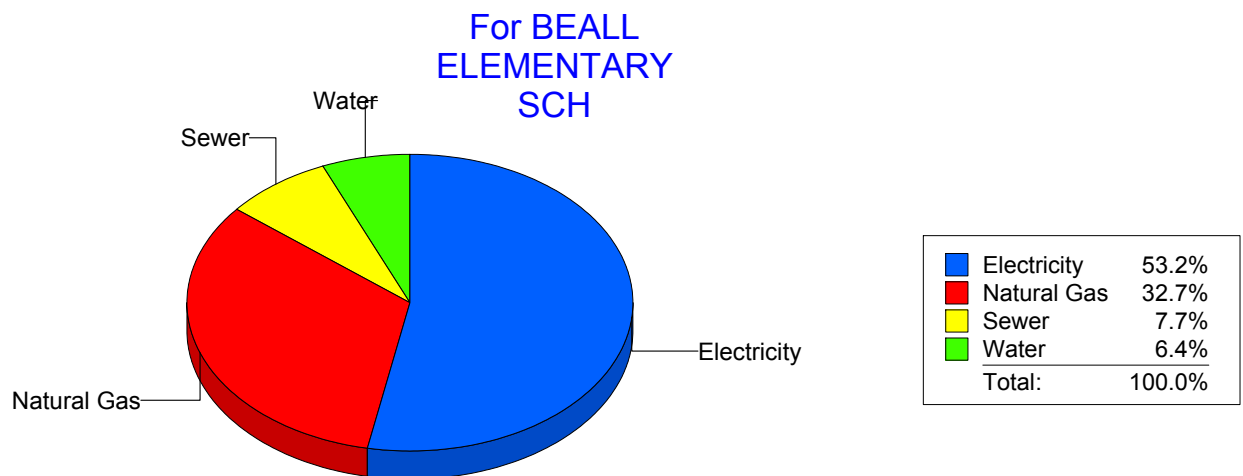
Energy CAP

Cost Avoidance Program

Cost Summary Graph

Grouped by Energy Type

Energy Type	Use	Units	Meter Cost	Special Charges	Total Cost	Avg Unit Cost	% of Total Cost
Site: BEALL ELEMENTARY SCH - BEALL ELEMENTARY SCH							
Electricity	18,080	KWH	\$2,345.65	\$0.00	\$2,345.65	0.1297	53.17%
Natural Gas	2,094	CCF	\$1,443.22	\$0.00	\$1,443.22	0.6892	32.71%
Water	109	CCF	\$283.24	\$0.00	\$283.24	2.5985	6.42%
Sewer	159	CCF	\$339.54	\$0.00	\$339.54	2.1355	7.70%
Total Cost:			\$4,411.65	\$0.00	\$4,411.65		



Filters: Cost Center Name Not One Of DoNotReport; Billing Period Equal To 200912

elpaso

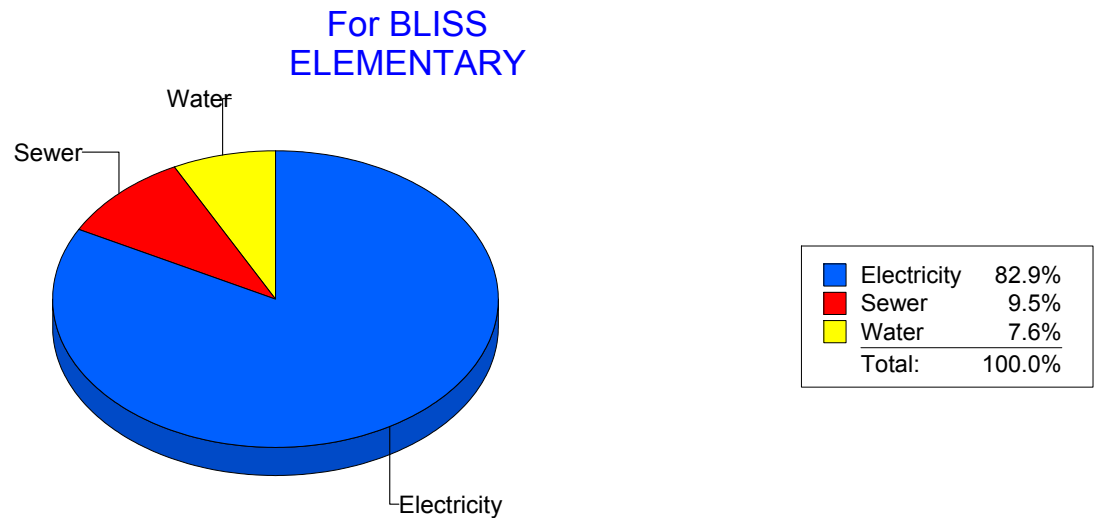
Energy CAP

Cost Avoidance Program

Cost Summary Graph

Grouped by Energy Type

Energy Type	Use	Units	Meter Cost	Special Charges	Total Cost	Avg Unit Cost	% of Total Cost
Site: BLISS ELEMENTARY - BLISS ELEMENTARY							
Electricity	17,200	KWH	\$2,434.31	\$0.00	\$2,434.31	0.1415	82.86%
Water	68	CCF	\$223.79	\$0.00	\$223.79	3.2910	7.62%
Sewer	122	CCF	\$279.85	\$0.00	\$279.85	2.2939	9.53%
Total Cost:			\$2,937.95	\$0.00	\$2,937.95		



Filters: Cost Center Name Not One Of DoNotReport; Billing Period Equal To 200912

elpaso

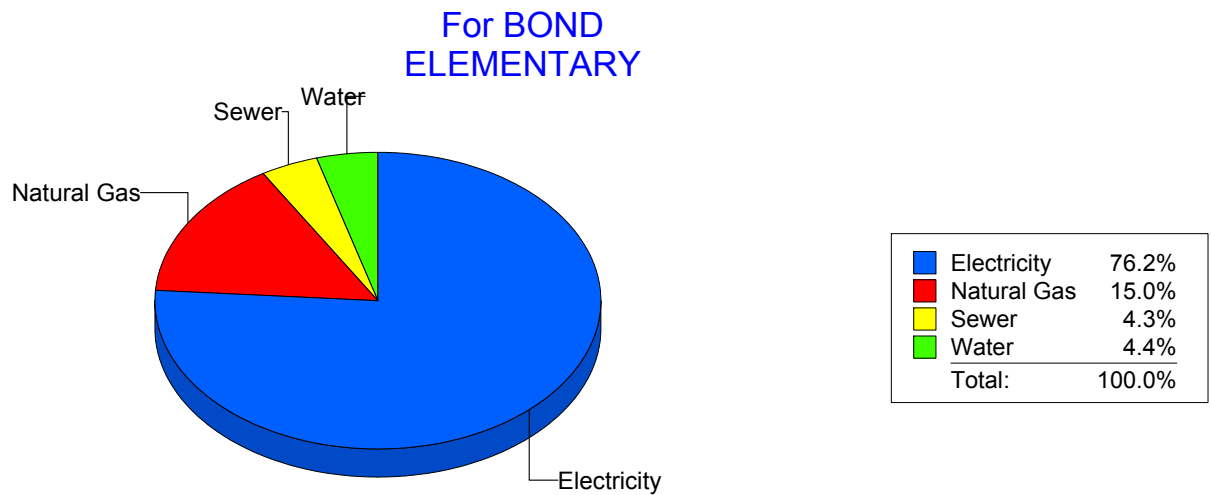
Energy CAP

Cost Avoidance Program

Cost Summary Graph

Grouped by Energy Type

Energy Type	Use	Units	Meter Cost	Special Charges	Total Cost	Avg Unit Cost	% of Total Cost
Site: BOND - BOND ELEMENTARY							
Electricity	46,437	KWH	\$6,669.53	\$0.00	\$6,669.53	0.1436	76.25%
Natural Gas	1,863	CCF	\$1,316.05	\$0.00	\$1,316.05	0.7064	15.05%
Water	182	CCF	\$389.09	\$0.00	\$389.09	2.1379	4.45%
Sewer	185	CCF	\$372.56	\$0.00	\$372.56	2.0138	4.26%
Total Cost:			\$8,747.23	\$0.00	\$8,747.23		



Filters: Cost Center Name Not One Of DoNotReport; Billing Period Equal To 200912

elpaso

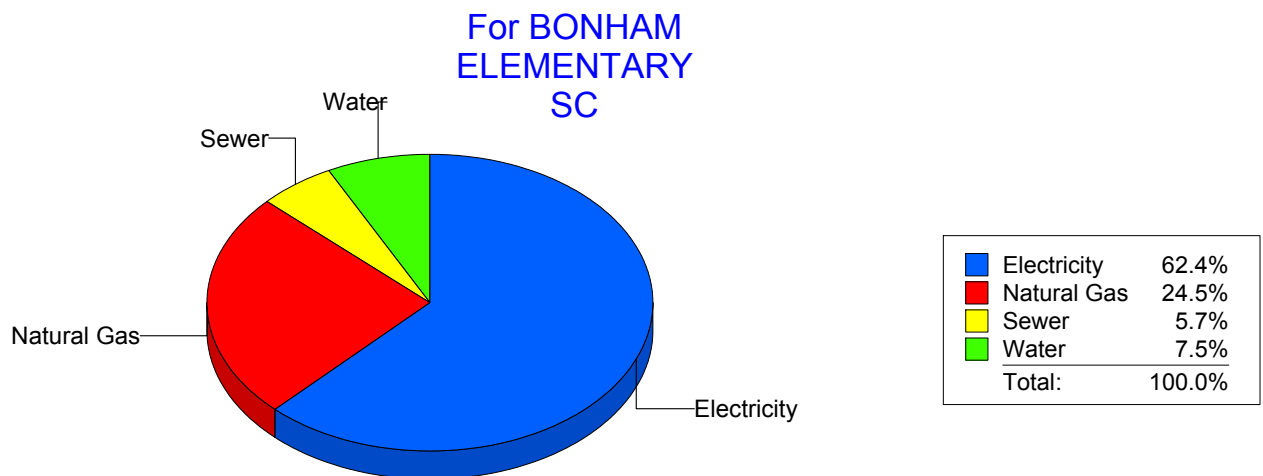
Energy CAP

Cost Avoidance Program

Cost Summary Graph

Grouped by Energy Type

Energy Type	Use	Units	Meter Cost	Special Charges	Total Cost	Avg Unit Cost	% of Total Cost
Site: BONHAM ELEMENTARY SC - BONHAM ELEMENTARY SC							
Electricity	19,739	KWH	\$3,261.92	\$0.00	\$3,261.92	0.1653	62.35%
Natural Gas	1,818	CCF	\$1,282.56	\$0.00	\$1,282.56	0.7055	24.52%
Water	190	CCF	\$391.14	\$0.00	\$391.14	2.0586	7.48%
Sewer	137	CCF	\$295.82	\$0.00	\$295.82	2.1593	5.65%
Total Cost:			\$5,231.44	\$0.00	\$5,231.44		



Filters: Cost Center Name Not One Of DoNotReport; Billing Period Equal To 200912

elpaso

Energy CAP

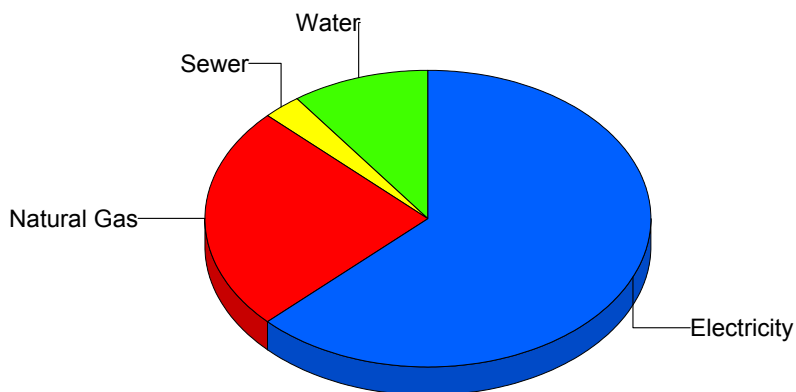
Cost Avoidance Program

Cost Summary Graph

Grouped by Energy Type

Energy Type	Use	Units	Meter Cost	Special Charges	Total Cost	Avg Unit Cost	% of Total Cost
Site: BOWIE HIGH SCHOOL - BOWIE HIGH SCHOOL							
Electricity	243,653	KWH	\$24,378.64	\$0.00	\$24,378.64	0.1001	62.86%
Natural Gas	14,055	CCF	\$9,432.35	\$0.00	\$9,432.35	0.6711	24.32%
Water	2,754	CCF	\$3,896.23	\$0.00	\$3,896.23	1.4148	10.05%
Sewer	524	CCF	\$1,077.28	\$0.00	\$1,077.28	2.0559	2.78%
Total Cost:			\$38,784.50	\$0.00	\$38,784.50		

For BOWIE
HIGH SCHOOL



Electricity	62.9%
Natural Gas	24.3%
Sewer	2.8%
Water	10.0%
Total:	100.0%

Filters: Cost Center Name Not One Of DoNotReport; Billing Period Equal To 200912

el Paso

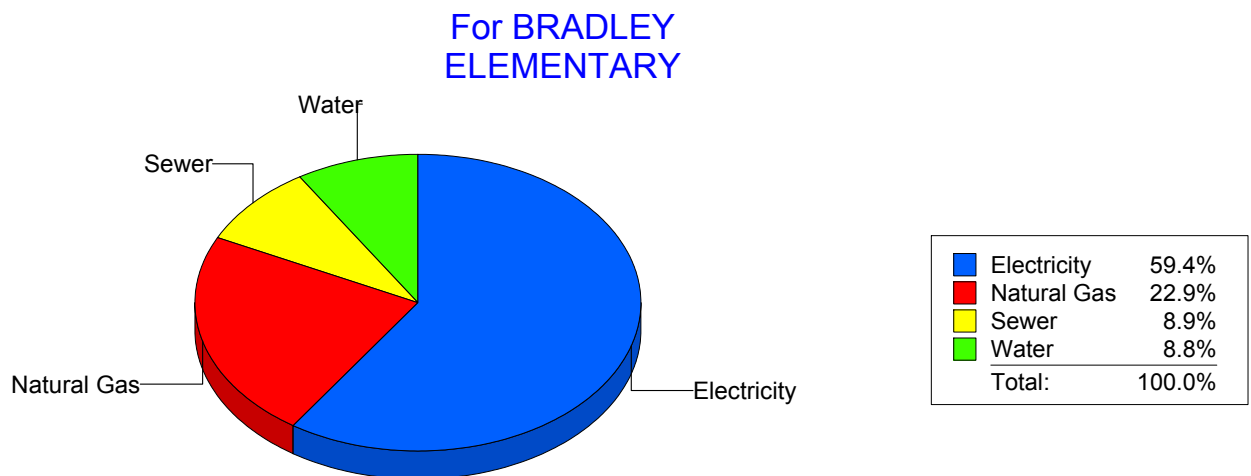
Energy CAP

Cost Avoidance Program

Cost Summary Graph

Grouped by Energy Type

Energy Type	Use	Units	Meter Cost	Special Charges	Total Cost	Avg Unit Cost	% of Total Cost
Site: BRADLEY ELEMENTARY - BRADLEY ELEMENTARY							
Electricity	21,100	KWH	\$2,809.09	\$0.00	\$2,809.09	0.1331	59.37%
Natural Gas	1,561	CCF	\$1,084.06	\$0.00	\$1,084.06	0.6945	22.91%
Water	153	CCF	\$415.33	\$0.00	\$415.33	2.7146	8.78%
Sewer	166	CCF	\$422.77	\$0.00	\$422.77	2.5468	8.94%
Total Cost:			\$4,731.25	\$0.00	\$4,731.25		



Filters: Cost Center Name Not One Of DoNotReport; Billing Period Equal To 200912

elpaso

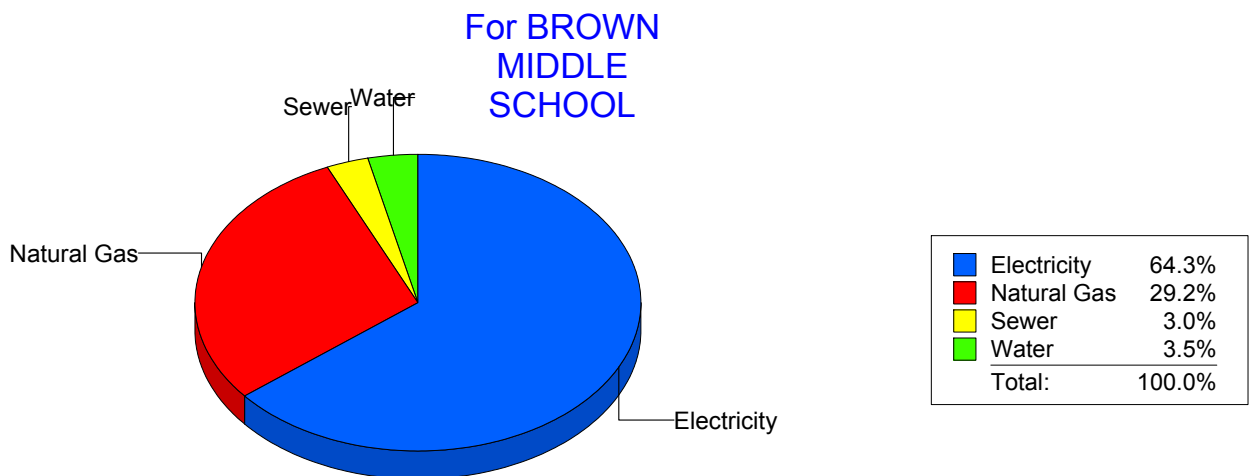
Energy CAP

Cost Avoidance Program

Cost Summary Graph

Grouped by Energy Type

Energy Type	Use	Units	Meter Cost	Special Charges	Total Cost	Avg Unit Cost	% of Total Cost
Site: BROWN MIDDLE SCHOOL - BROWN MIDDLE SCHOOL							
Electricity	75,000	KWH	\$9,959.86	\$0.00	\$9,959.86	0.1328	64.27%
Natural Gas	6,722	CCF	\$4,523.84	\$0.00	\$4,523.84	0.6730	29.19%
Water	217	CCF	\$544.49	\$0.00	\$544.49	2.5092	3.51%
Sewer	203	CCF	\$469.76	\$0.00	\$469.76	2.3141	3.03%
Total Cost:			\$15,497.95	\$0.00	\$15,497.95		



Filters: Cost Center Name Not One Of DoNotReport; Billing Period Equal To 200912

elpaso

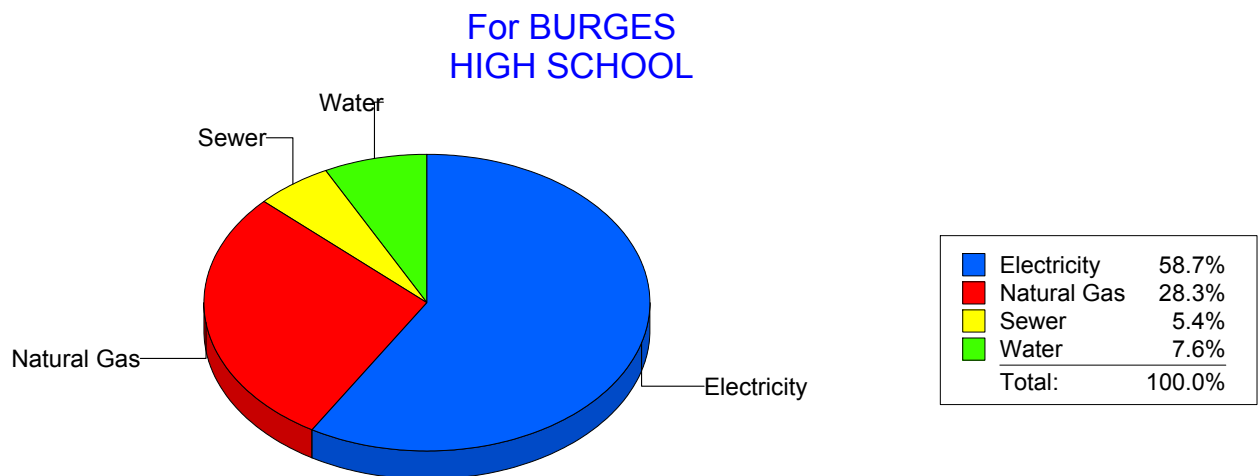
Energy CAP

Cost Avoidance Program

Cost Summary Graph

Grouped by Energy Type

Energy Type	Use	Units	Meter Cost	Special Charges	Total Cost	Avg Unit Cost	% of Total Cost
Site: BURGESS HIGH SCHOOL - BURGESS HIGH SCHOOL							
Electricity	91,897	KWH	\$12,122.44	\$0.00	\$12,122.44	0.1319	58.69%
Natural Gas	8,674	CCF	\$5,852.47	\$0.00	\$5,852.47	0.6747	28.33%
Water	932	CCF	\$1,560.61	\$0.00	\$1,560.61	1.6745	7.55%
Sewer	716	CCF	\$1,121.27	\$0.00	\$1,121.27	1.5660	5.43%
Total Cost:			\$20,656.79	\$0.00	\$20,656.79		



Filters: Cost Center Name Not One Of DoNotReport; Billing Period Equal To 200912

elpaso

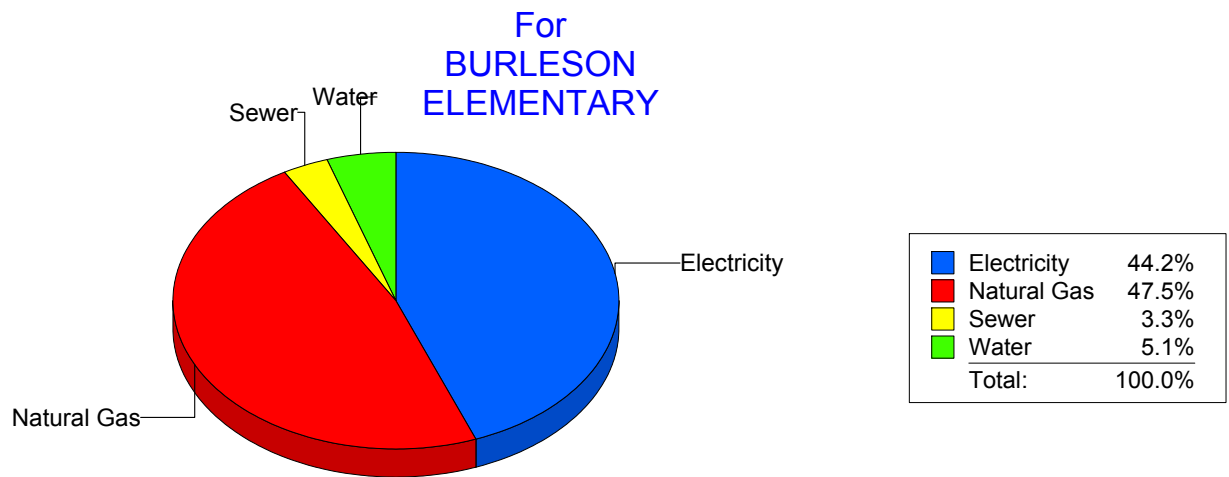
Energy CAP

Cost Avoidance Program

Cost Summary Graph

Grouped by Energy Type

Energy Type	Use	Units	Meter Cost	Special Charges	Total Cost	Avg Unit Cost	% of Total Cost
Site: BURLESON ELEMENTARY - BURLESON ELEMENTARY							
Electricity	21,510	KWH	\$2,789.90	\$0.00	\$2,789.90	0.1297	44.16%
Natural Gas	4,261	CCF	\$3,001.20	\$0.00	\$3,001.20	0.7043	47.51%
Water	173	CCF	\$320.47	\$0.00	\$320.47	1.8524	5.07%
Sewer	64	CCF	\$205.76	\$0.00	\$205.76	3.2150	3.26%
Total Cost:			\$6,317.33	\$0.00	\$6,317.33		



Filters: Cost Center Name Not One Of DoNotReport; Billing Period Equal To 200912

elpaso

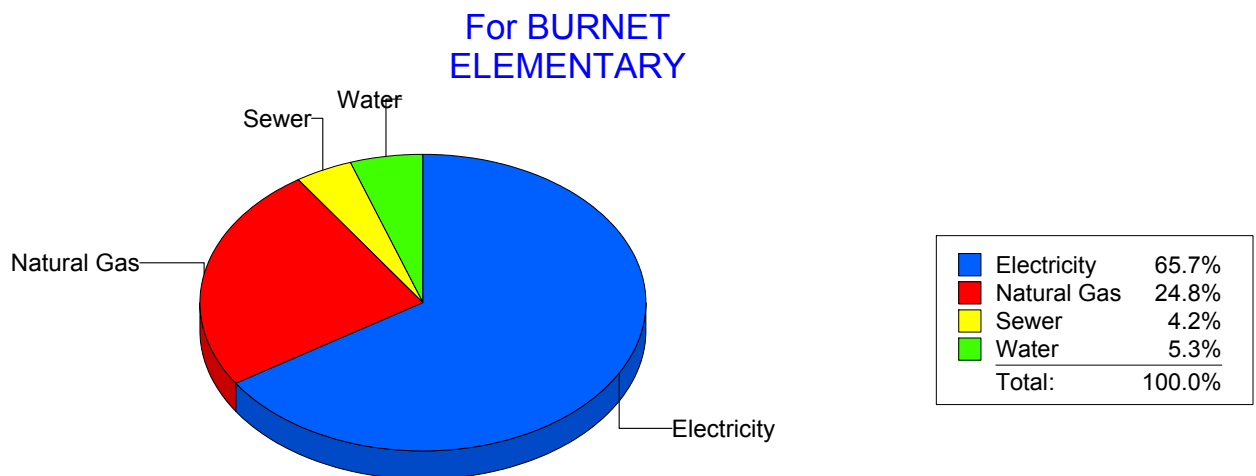
Energy CAP

Cost Avoidance Program

Cost Summary Graph

Grouped by Energy Type

Energy Type	Use	Units	Meter Cost	Special Charges	Total Cost	Avg Unit Cost	% of Total Cost
Site: BURNET ELEMENTARY - BURNET ELEMENTARY							
Electricity	22,781	KWH	\$3,293.09	\$0.00	\$3,293.09	0.1446	65.72%
Natural Gas	1,752	CCF	\$1,240.33	\$0.00	\$1,240.33	0.7080	24.75%
Water	140	CCF	\$265.63	\$0.00	\$265.63	1.8974	5.30%
Sewer	118	CCF	\$212.10	\$0.00	\$212.10	1.7975	4.23%
Total Cost:			\$5,011.15	\$0.00	\$5,011.15		



Filters: Cost Center Name Not One Of DoNotReport; Billing Period Equal To 200912

elpaso

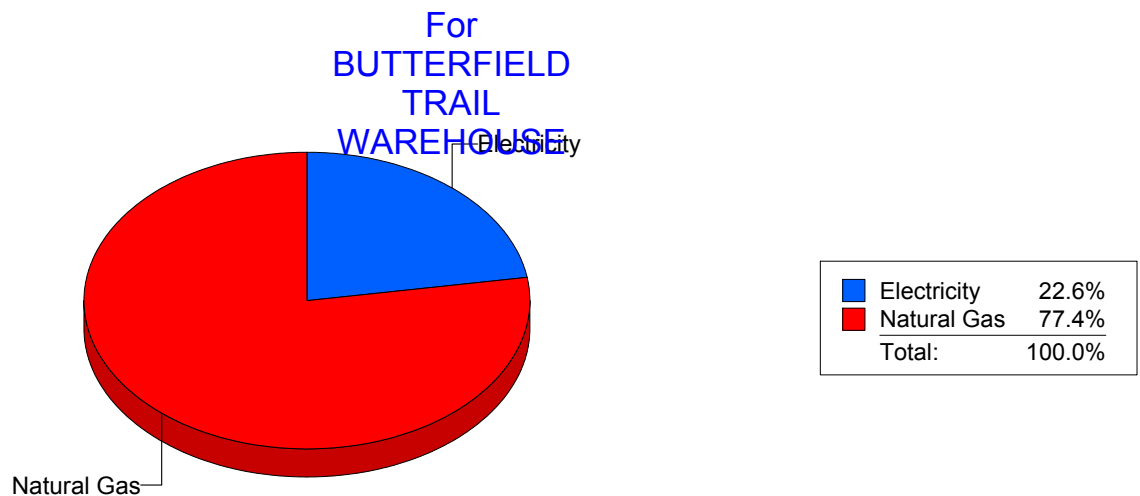
Energy CAP

Cost Avoidance Program

Cost Summary Graph

Grouped by Energy Type

Energy Type	Use	Units	Meter Cost	Special Charges	Total Cost	Avg Unit Cost	% of Total Cost
Site: BUTTERFIELDTRAILWAREHOUSE - BUTTERFIELD TRAIL WAREHOUSE							
Electricity	2,900	KWH	\$419.96	\$0.00	\$419.96	0.1448	22.58%
Natural Gas	2,089	CCF	\$1,439.86	\$0.00	\$1,439.86	0.6893	77.42%
Total Cost:			\$1,859.82	\$0.00	\$1,859.82		



Filters: Cost Center Name Not One Of DoNotReport; Billing Period Equal To 200912

elpaso

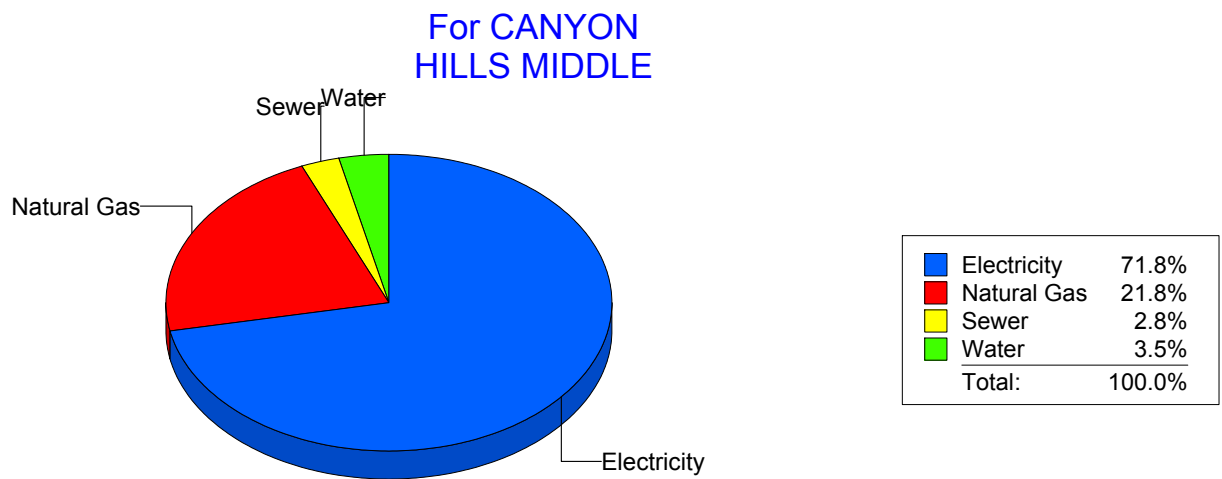
Energy CAP

Cost Avoidance Program

Cost Summary Graph

Grouped by Energy Type

Energy Type	Use	Units	Meter Cost	Special Charges	Total Cost	Avg Unit Cost	% of Total Cost
Site: CANYON HILLS MIDDLE - CANYON HILLS MIDDLE							
Electricity	57,477	KWH	\$8,463.12	\$0.00	\$8,463.12	0.1472	71.84%
Natural Gas	3,740	CCF	\$2,569.96	\$0.00	\$2,569.96	0.6872	21.82%
Water	154	CCF	\$416.78	\$0.00	\$416.78	2.7064	3.54%
Sewer	93	CCF	\$330.06	\$0.00	\$330.06	3.5490	2.80%
Total Cost:			\$11,779.92	\$0.00	\$11,779.92		



Filters: Cost Center Name Not One Of DoNotReport; Billing Period Equal To 200912

elpaso

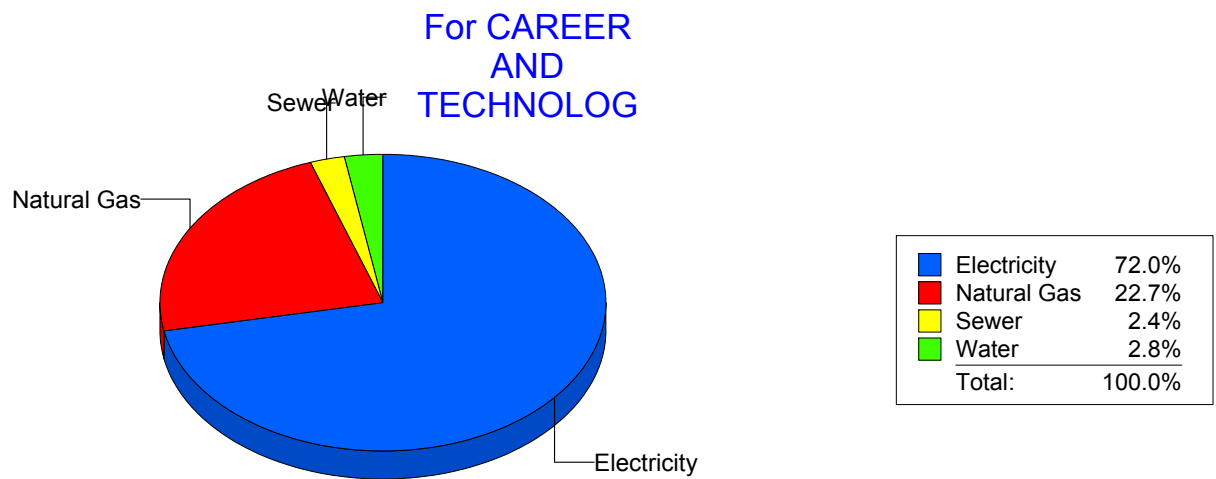
Energy CAP

Cost Avoidance Program

Cost Summary Graph

Grouped by Energy Type

Energy Type	Use	Units	Meter Cost	Special Charges	Total Cost	Avg Unit Cost	% of Total Cost
Site: CAREER AND TECHNOLOG - CAREER AND TECHNOLOG							
Electricity	84,351	KWH	\$10,657.48	\$0.00	\$10,657.48	0.1263	72.02%
Natural Gas	4,965	CCF	\$3,357.81	\$0.00	\$3,357.81	0.6763	22.69%
Water	160	CCF	\$421.33	\$0.00	\$421.33	2.6333	2.85%
Sewer	137	CCF	\$361.08	\$0.00	\$361.08	2.6356	2.44%
Total Cost:			\$14,797.70	\$0.00	\$14,797.70		



Filters: Cost Center Name Not One Of DoNotReport; Billing Period Equal To 200912

elpaso

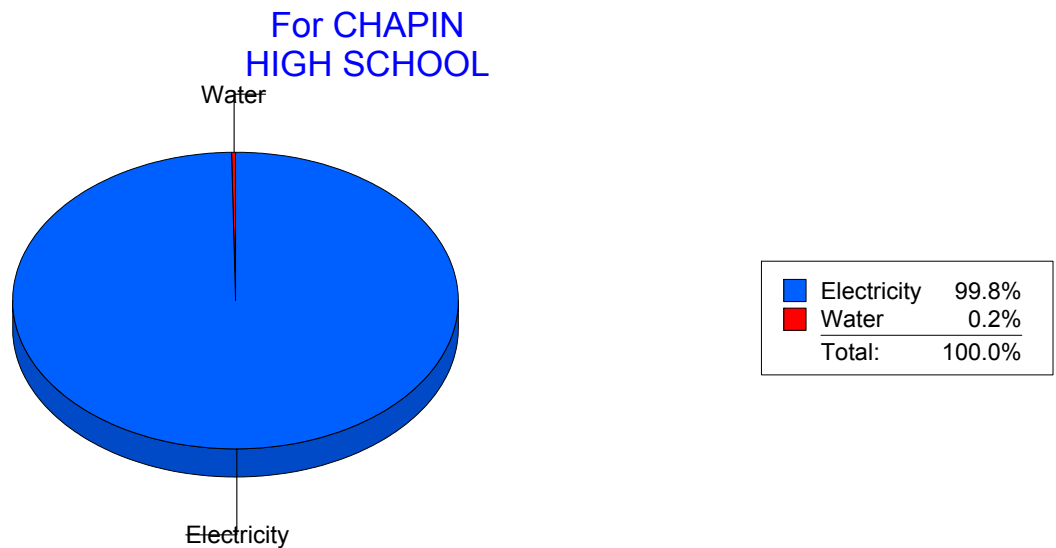
Energy CAP

Cost Avoidance Program

Cost Summary Graph

Grouped by Energy Type

Energy Type	Use	Units	Meter Cost	Special Charges	Total Cost	Avg Unit Cost	% of Total Cost
Site: CHAPIN HIGH SCHOOL - CHAPIN HIGH SCHOOL							
Electricity	202,857	KWH	\$21,416.04	\$0.00	\$21,416.04	0.1056	99.80%
Water	0	CCF	\$43.66	\$0.00	\$43.66	0.0000	0.20%
Total Cost:			\$21,459.70	\$0.00	\$21,459.70		



Filters: Cost Center Name Not One Of DoNotReport; Billing Period Equal To 200912

elpaso

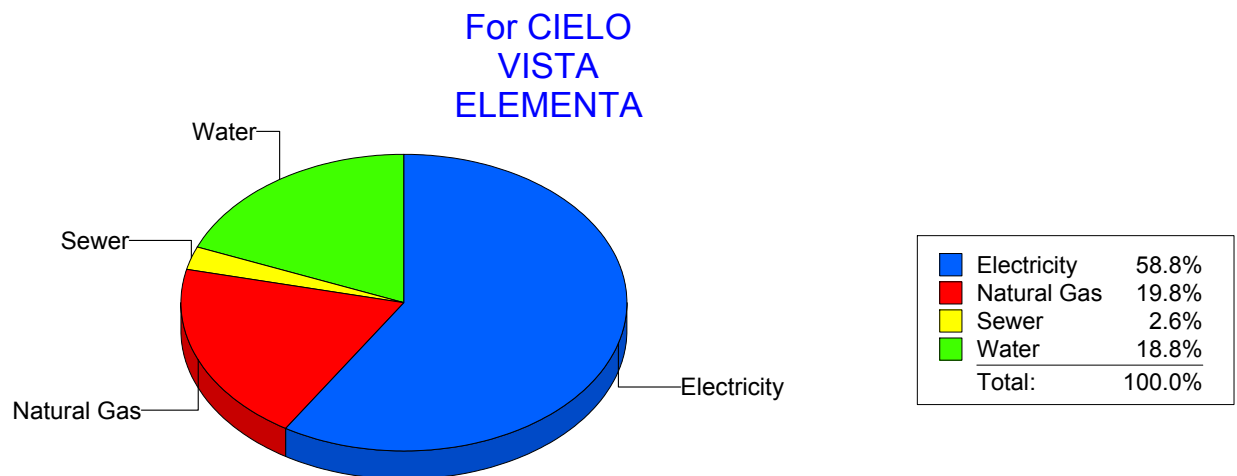
Energy CAP

Cost Avoidance Program

Cost Summary Graph

Grouped by Energy Type

Energy Type	Use	Units	Meter Cost	Special Charges	Total Cost	Avg Unit Cost	% of Total Cost
Site: CIELO VISTA ELEMENTA - CIELO VISTA ELEMENTA							
Electricity	38,780	KWH	\$5,136.40	\$0.00	\$5,136.40	0.1324	58.82%
Natural Gas	2,467	CCF	\$1,726.73	\$0.00	\$1,726.73	0.6999	19.77%
Water	432	CCF	\$1,644.52	\$0.00	\$1,644.52	3.8068	18.83%
Sewer	69	CCF	\$225.24	\$0.00	\$225.24	3.2643	2.58%
Total Cost:			\$8,732.89	\$0.00	\$8,732.89		



Filters: Cost Center Name Not One Of DoNotReport; Billing Period Equal To 200912

elpaso

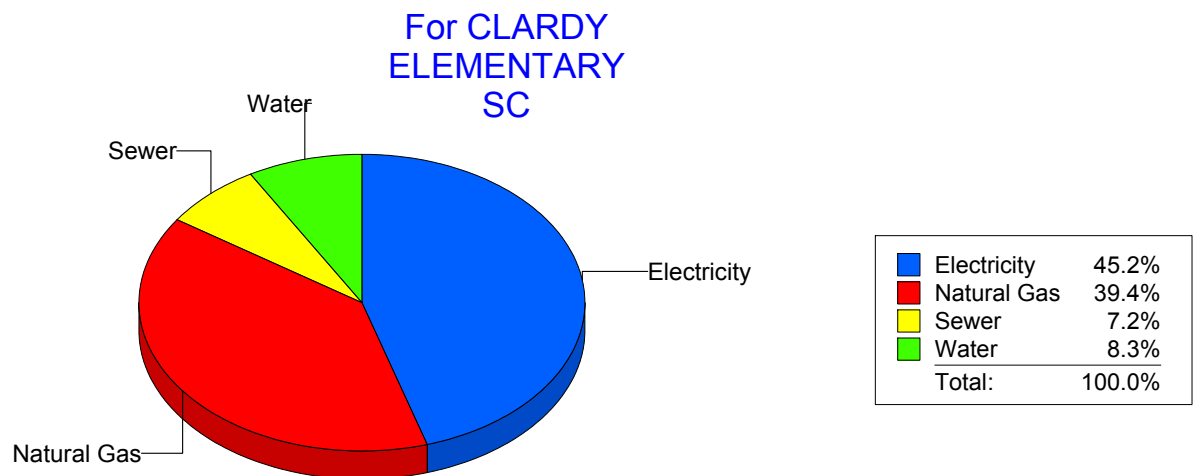
Energy CAP

Cost Avoidance Program

Cost Summary Graph

Grouped by Energy Type

Energy Type	Use	Units	Meter Cost	Special Charges	Total Cost	Avg Unit Cost	% of Total Cost
Site: CLARDY ELEMENTARY SC - CLARDY ELEMENTARY SC							
Electricity	21,782	KWH	\$3,294.05	\$0.00	\$3,294.05	0.1512	45.16%
Natural Gas	4,184	CCF	\$2,875.36	\$0.00	\$2,875.36	0.6872	39.42%
Water	286	CCF	\$602.52	\$0.00	\$602.52	2.1067	8.26%
Sewer	254	CCF	\$522.43	\$0.00	\$522.43	2.0568	7.16%
Total Cost:			\$7,294.36	\$0.00	\$7,294.36		



Filters: Cost Center Name Not One Of DoNotReport; Billing Period Equal To 200912

elpaso

Energy CAP

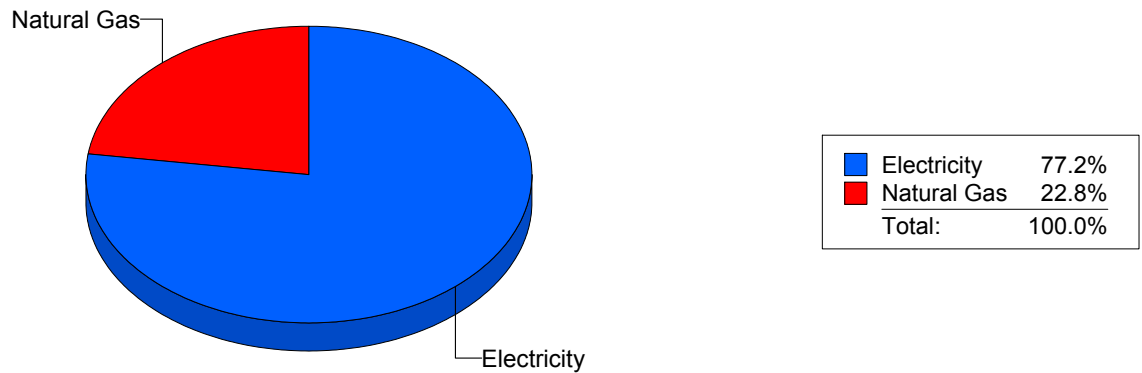
Cost Avoidance Program

Cost Summary Graph

Grouped by Energy Type

Energy Type	Use	Units	Meter Cost	Special Charges	Total Cost	Avg Unit Cost	% of Total Cost
Site: CLENDININ - CLENDININ							
Electricity	37,500	KWH	\$4,893.37	\$0.00	\$4,893.37	0.1305	77.17%
Natural Gas	2,101	CCF	\$1,447.94	\$0.00	\$1,447.94	0.6892	22.83%
Total Cost:			\$6,341.31	\$0.00	\$6,341.31		

For CLENDININ



Filters: Cost Center Name Not One Of DoNotReport; Billing Period Equal To 200912

elpaso

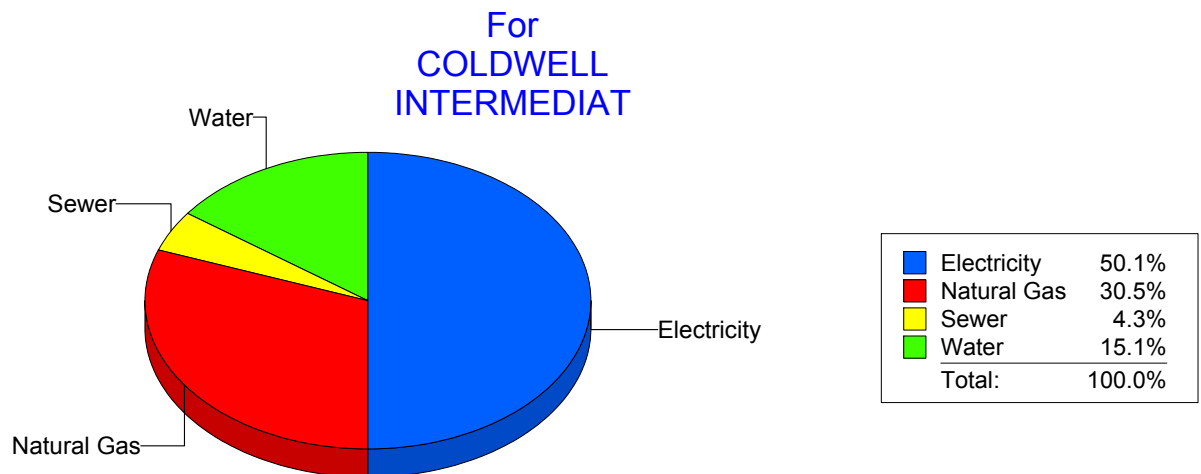
Energy CAP

Cost Avoidance Program

Cost Summary Graph

Grouped by Energy Type

Energy Type	Use	Units	Meter Cost	Special Charges	Total Cost	Avg Unit Cost	% of Total Cost
Site: COLDWELL INTERMEDIAT - COLDWELL INTERMEDIAT							
Electricity	22,687	KWH	\$2,689.25	\$0.00	\$2,689.25	0.1185	50.14%
Natural Gas	2,335	CCF	\$1,635.25	\$0.00	\$1,635.25	0.7003	30.49%
Water	216	CCF	\$809.09	\$0.00	\$809.09	3.7458	15.09%
Sewer	93	CCF	\$229.83	\$0.00	\$229.83	2.4713	4.29%
Total Cost:			\$5,363.42	\$0.00	\$5,363.42		



Filters: Cost Center Name Not One Of DoNotReport; Billing Period Equal To 200912

el Paso

Energy CAP

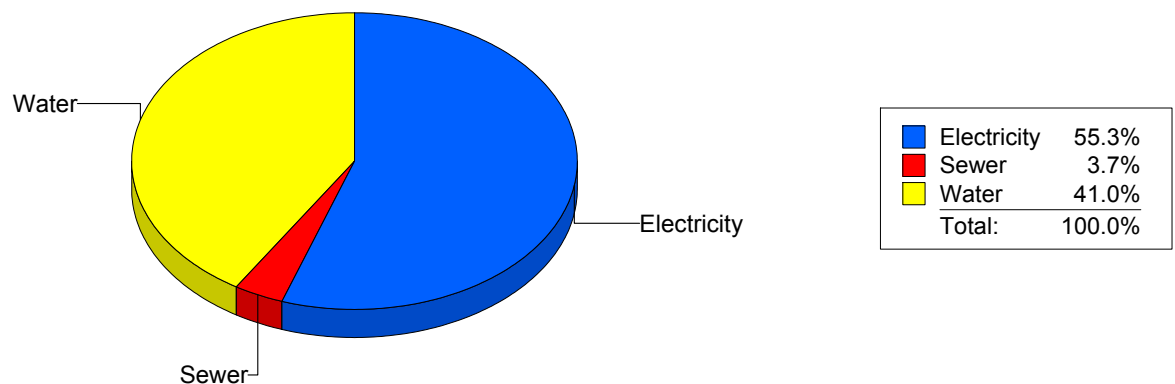
Cost Avoidance Program

Cost Summary Graph

Grouped by Energy Type

Energy Type	Use	Units	Meter Cost	Special Charges	Total Cost	Avg Unit Cost	% of Total Cost
Site: COLLINS ELEMENTARY - COLLINS ELEMENTARY							
Electricity	41,260	KWH	\$5,672.58	\$0.00	\$5,672.58	0.1375	55.29%
Water	940	CCF	\$4,206.54	\$0.00	\$4,206.54	4.4750	41.00%
Sewer	191	CCF	\$380.18	\$0.00	\$380.18	1.9905	3.71%
Total Cost:			\$10,259.30	\$0.00	\$10,259.30		

For COLLINS
ELEMENTARY



Filters: Cost Center Name Not One Of DoNotReport; Billing Period Equal To 200912

elpaso

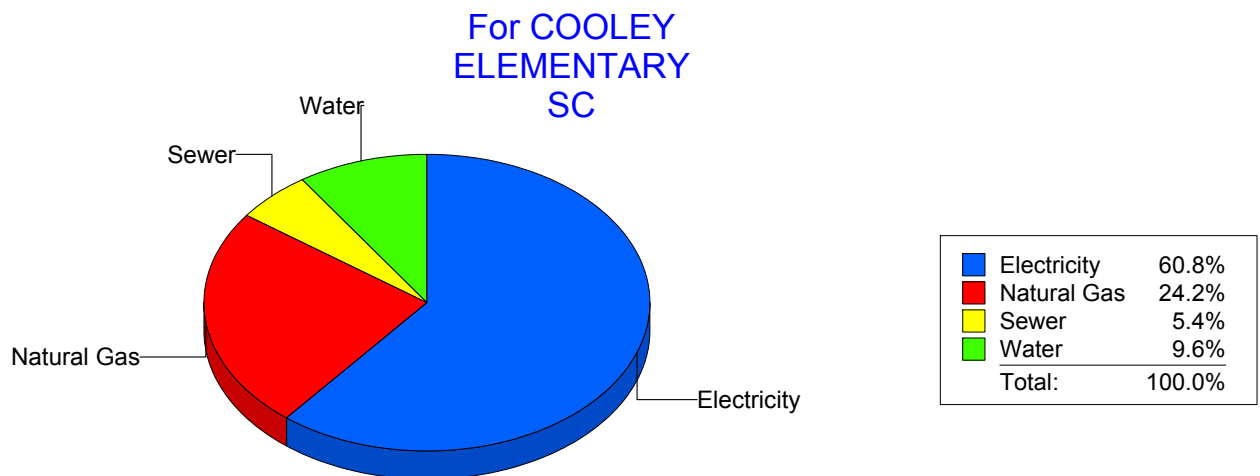
Energy CAP

Cost Avoidance Program

Cost Summary Graph

Grouped by Energy Type

Energy Type	Use	Units	Meter Cost	Special Charges	Total Cost	Avg Unit Cost	% of Total Cost
Site: COOLEY ELEMENTARY SC - COOLEY ELEMENTARY SC							
Electricity	36,800	KWH	\$5,689.02	\$0.00	\$5,689.02	0.1546	60.84%
Natural Gas	3,322	CCF	\$2,267.44	\$0.00	\$2,267.44	0.6826	24.25%
Water	290	CCF	\$893.65	\$0.00	\$893.65	3.0816	9.56%
Sewer	149	CCF	\$500.80	\$0.00	\$500.80	3.3611	5.36%
Total Cost:			\$9,350.91	\$0.00	\$9,350.91		



Filters: Cost Center Name Not One Of DoNotReport; Billing Period Equal To 200912

elpaso

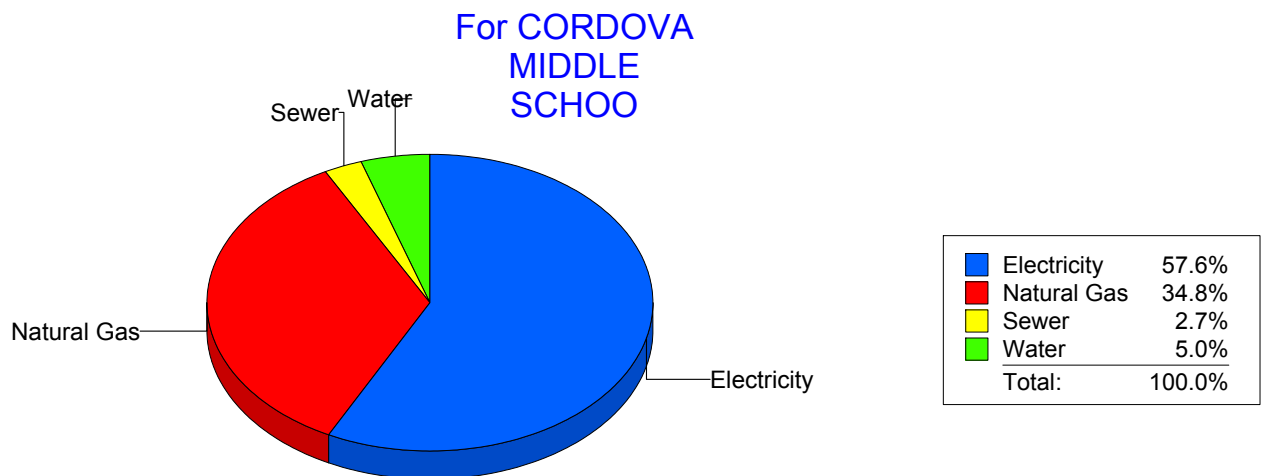
Energy CAP

Cost Avoidance Program

Cost Summary Graph

Grouped by Energy Type

Energy Type	Use	Units	Meter Cost	Special Charges	Total Cost	Avg Unit Cost	% of Total Cost
Site: CORDOVA MIDDLE SCHOO - CORDOVA MIDDLE SCHOO							
Electricity	62,500	KWH	\$8,233.12	\$0.00	\$8,233.12	0.1317	57.57%
Natural Gas	7,398	CCF	\$4,972.46	\$0.00	\$4,972.46	0.6721	34.77%
Water	287	CCF	\$711.01	\$0.00	\$711.01	2.4774	4.97%
Sewer	135	CCF	\$383.40	\$0.00	\$383.40	2.8400	2.68%
Total Cost:			\$14,299.99	\$0.00	\$14,299.99		



Filters: Cost Center Name Not One Of DoNotReport; Billing Period Equal To 200912

elpaso

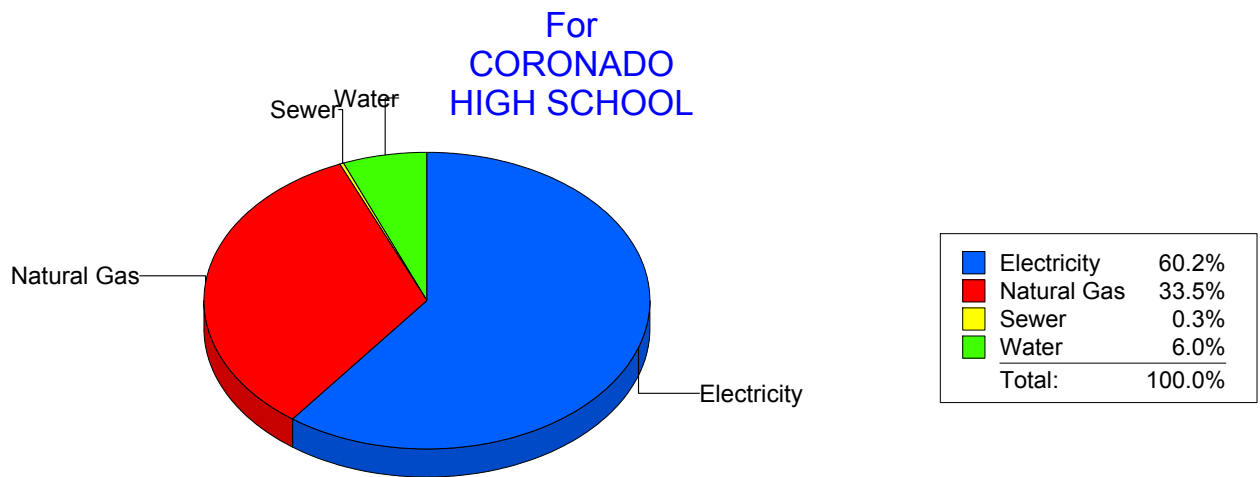
Energy CAP

Cost Avoidance Program

Cost Summary Graph

Grouped by Energy Type

Energy Type	Use	Units	Meter Cost	Special Charges	Total Cost	Avg Unit Cost	% of Total Cost
Site: CORONADO HIGH SCHOOL - CORONADO HIGH SCHOOL							
Electricity	178,843	KWH	\$22,383.41	\$0.00	\$22,383.41	0.1252	60.16%
Natural Gas	18,605	CCF	\$12,468.33	\$0.00	\$12,468.33	0.6702	33.51%
Water	1,611	CCF	\$2,234.11	\$0.00	\$2,234.11	1.3868	6.00%
Sewer	32	CCF	\$120.56	\$0.00	\$120.56	3.7675	0.32%
Total Cost:			\$37,206.41	\$0.00	\$37,206.41		



Filters: Cost Center Name Not One Of DoNotReport; Billing Period Equal To 200912

elpaso

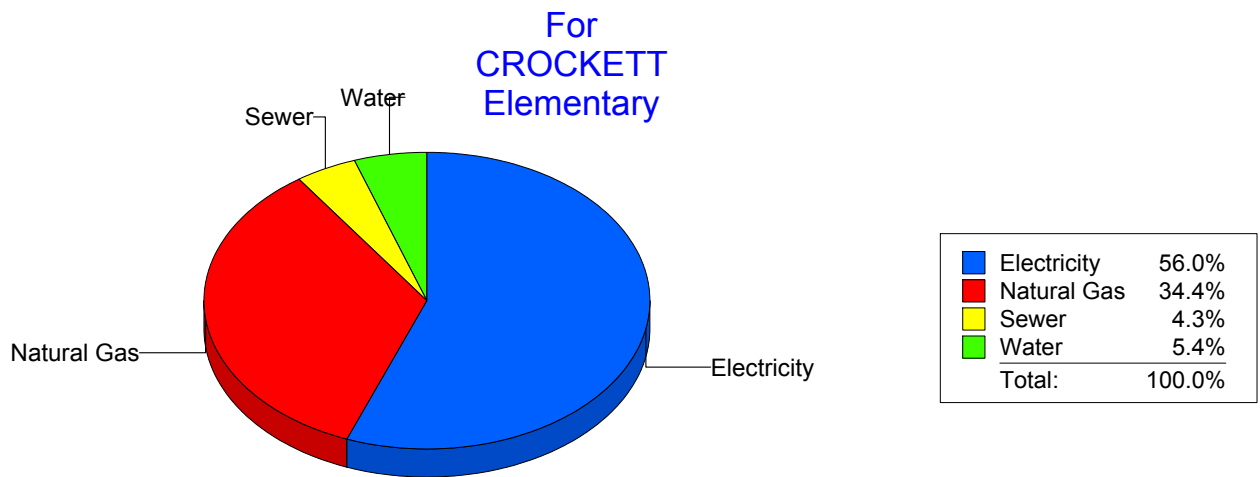
Energy CAP

Cost Avoidance Program

Cost Summary Graph

Grouped by Energy Type

Energy Type	Use	Units	Meter Cost	Special Charges	Total Cost	Avg Unit Cost	% of Total Cost
Site: CROCKETT - CROCKETT Elementary							
Electricity	32,400	KWH	\$3,847.08	\$0.00	\$3,847.08	0.1187	55.96%
Natural Gas	3,464	CCF	\$2,361.68	\$0.00	\$2,361.68	0.6818	34.35%
Water	130	CCF	\$369.72	\$0.00	\$369.72	2.8440	5.38%
Sewer	135	CCF	\$295.93	\$0.00	\$295.93	2.1921	4.30%
Total Cost:			\$6,874.41	\$0.00	\$6,874.41		



Filters: Cost Center Name Not One Of DoNotReport; Billing Period Equal To 200912

el Paso

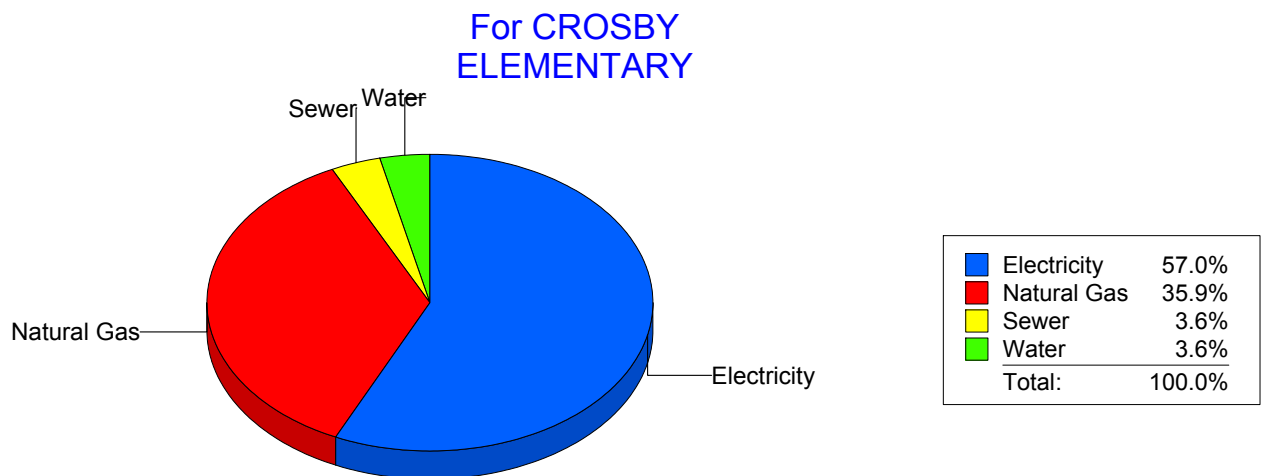
Energy CAP

Cost Avoidance Program

Cost Summary Graph

Grouped by Energy Type

Energy Type	Use	Units	Meter Cost	Special Charges	Total Cost	Avg Unit Cost	% of Total Cost
Site: CROSBY ELEMENTARY - CROSBY ELEMENTARY							
Electricity	24,955	KWH	\$3,690.25	\$0.00	\$3,690.25	0.1479	56.96%
Natural Gas	3,356	CCF	\$2,324.69	\$0.00	\$2,324.69	0.6927	35.88%
Water	74	CCF	\$232.56	\$0.00	\$232.56	3.1427	3.59%
Sewer	84	CCF	\$231.16	\$0.00	\$231.16	2.7519	3.57%
Total Cost:			\$6,478.66	\$0.00	\$6,478.66		



Filters: Cost Center Name Not One Of DoNotReport; Billing Period Equal To 200912

elpaso

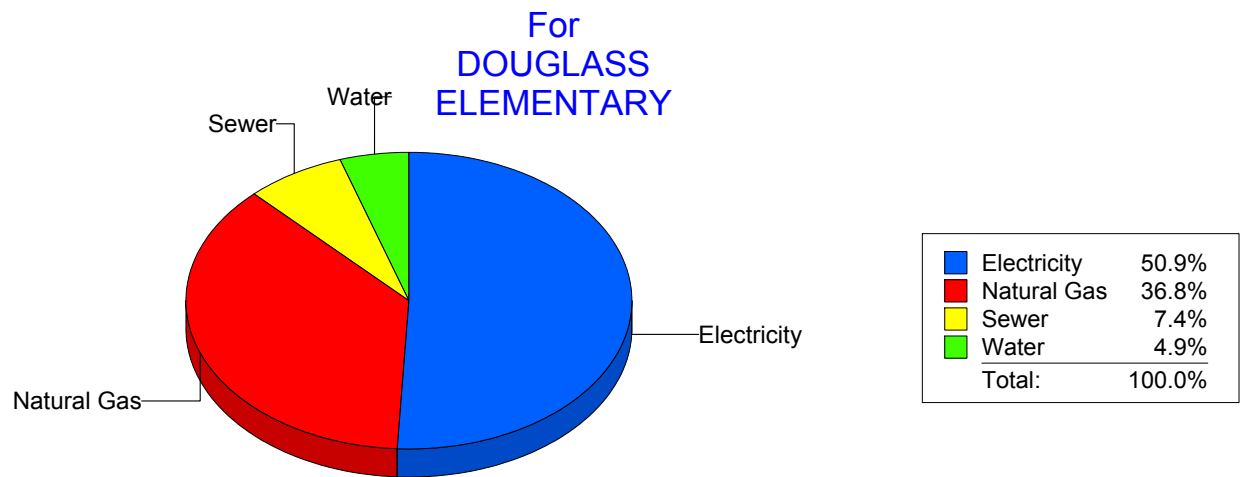
Energy CAP

Cost Avoidance Program

Cost Summary Graph

Grouped by Energy Type

Energy Type	Use	Units	Meter Cost	Special Charges	Total Cost	Avg Unit Cost	% of Total Cost
Site: DOUGLASS ELEMENTARY - DOUGLASS ELEMENTARY							
Electricity	30,228	KWH	\$3,819.63	\$0.00	\$3,819.63	0.1264	50.88%
Natural Gas	4,025	CCF	\$2,764.65	\$0.00	\$2,764.65	0.6869	36.83%
Water	152	CCF	\$369.56	\$0.00	\$369.56	2.4313	4.92%
Sewer	300	CCF	\$552.68	\$0.00	\$552.68	1.8423	7.36%
Total Cost:			\$7,506.52	\$0.00	\$7,506.52		



Filters: Cost Center Name Not One Of DoNotReport; Billing Period Equal To 200912

elpaso

Energy CAP

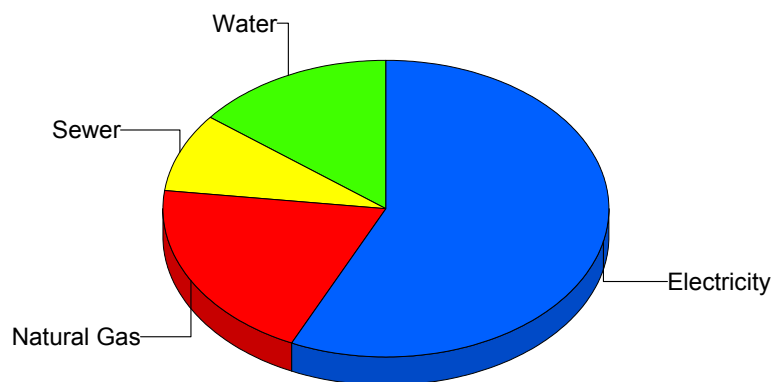
Cost Avoidance Program

Cost Summary Graph

Grouped by Energy Type

Energy Type	Use	Units	Meter Cost	Special Charges	Total Cost	Avg Unit Cost	% of Total Cost
Site: DOWELL ELEMENTARY - DOWELL ELEMENTARY							
Electricity	19,675	KWH	\$2,747.02	\$0.00	\$2,747.02	0.1396	56.99%
Natural Gas	1,375	CCF	\$958.66	\$0.00	\$958.66	0.6972	19.89%
Water	336	CCF	\$695.34	\$0.00	\$695.34	2.0695	14.43%
Sewer	291	CCF	\$419.05	\$0.00	\$419.05	1.4400	8.69%
Total Cost:			\$4,820.07	\$0.00	\$4,820.07		

For DOWELL
ELEMENTARY



Electricity	57.0%
Natural Gas	19.9%
Sewer	8.7%
Water	14.4%
Total:	100.0%

Filters: Cost Center Name Not One Of DoNotReport; Billing Period Equal To 200912

elpaso

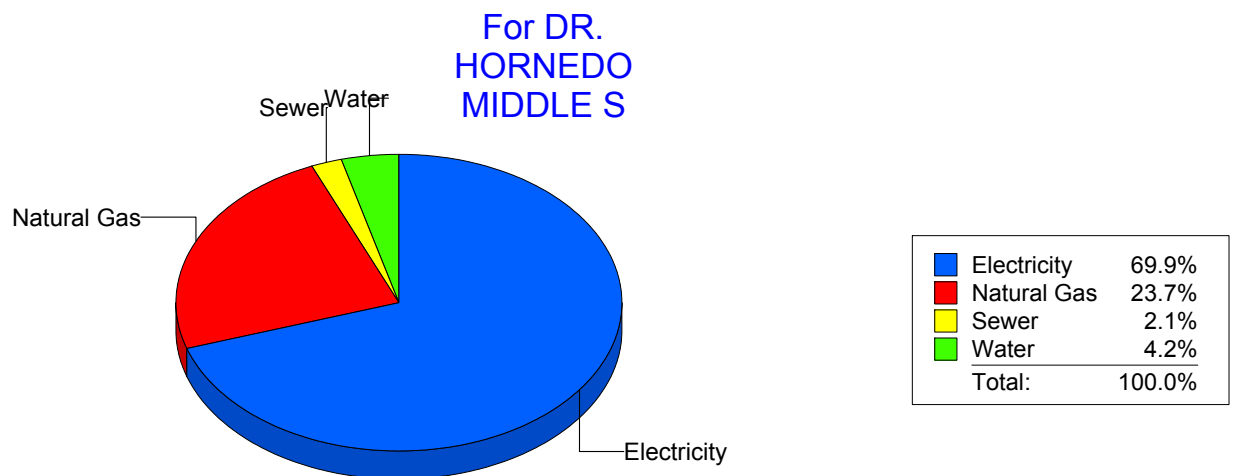
Energy CAP

Cost Avoidance Program

Cost Summary Graph

Grouped by Energy Type

Energy Type	Use	Units	Meter Cost	Special Charges	Total Cost	Avg Unit Cost	% of Total Cost
Site: DR. HORNEDO MIDDLE S - DR. HORNEDO MIDDLE S							
Electricity	119,000	KWH	\$14,479.32	\$0.00	\$14,479.32	0.1217	69.93%
Natural Gas	7,309	CCF	\$4,913.39	\$0.00	\$4,913.39	0.6722	23.73%
Water	573	CCF	\$874.01	\$0.00	\$874.01	1.5253	4.22%
Sewer	178	CCF	\$438.01	\$0.00	\$438.01	2.4607	2.12%
Total Cost:			\$20,704.73	\$0.00	\$20,704.73		



Filters: Cost Center Name Not One Of DoNotReport; Billing Period Equal To 200912

elpaso

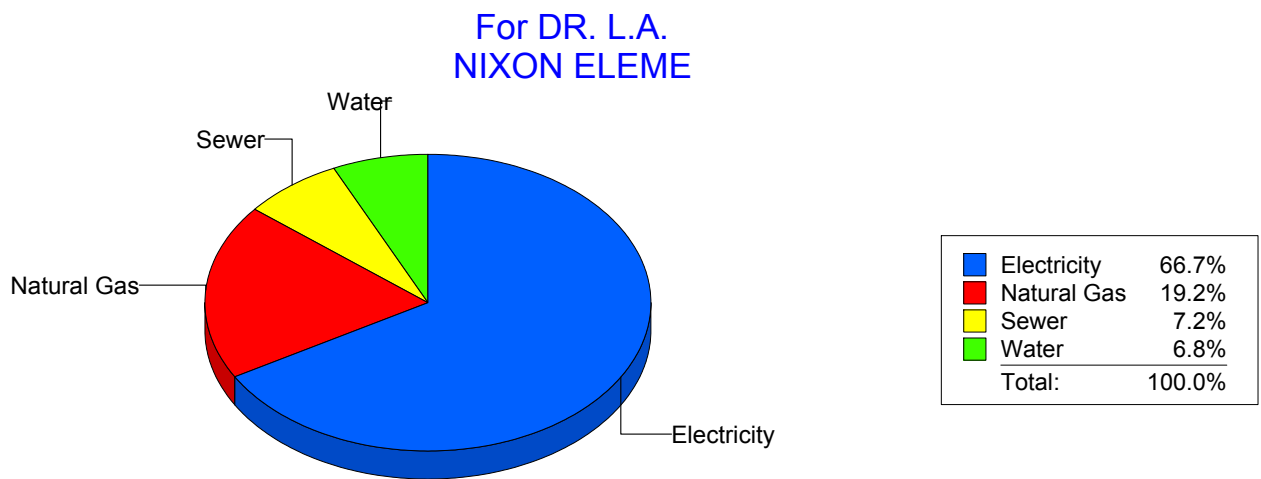
Energy CAP

Cost Avoidance Program

Cost Summary Graph

Grouped by Energy Type

Energy Type	Use	Units	Meter Cost	Special Charges	Total Cost	Avg Unit Cost	% of Total Cost
Site: DR. L.A. NIXON ELEME - DR. L.A. NIXON ELEME							
Electricity	33,940	KWH	\$5,142.04	\$0.00	\$5,142.04	0.1515	66.74%
Natural Gas	2,110	CCF	\$1,480.20	\$0.00	\$1,480.20	0.7015	19.21%
Water	203	CCF	\$524.48	\$0.00	\$524.48	2.5836	6.81%
Sewer	243	CCF	\$557.94	\$0.00	\$557.94	2.2960	7.24%
Total Cost:			\$7,704.66	\$0.00	\$7,704.66		



Filters: Cost Center Name Not One Of DoNotReport; Billing Period Equal To 200912

elpaso

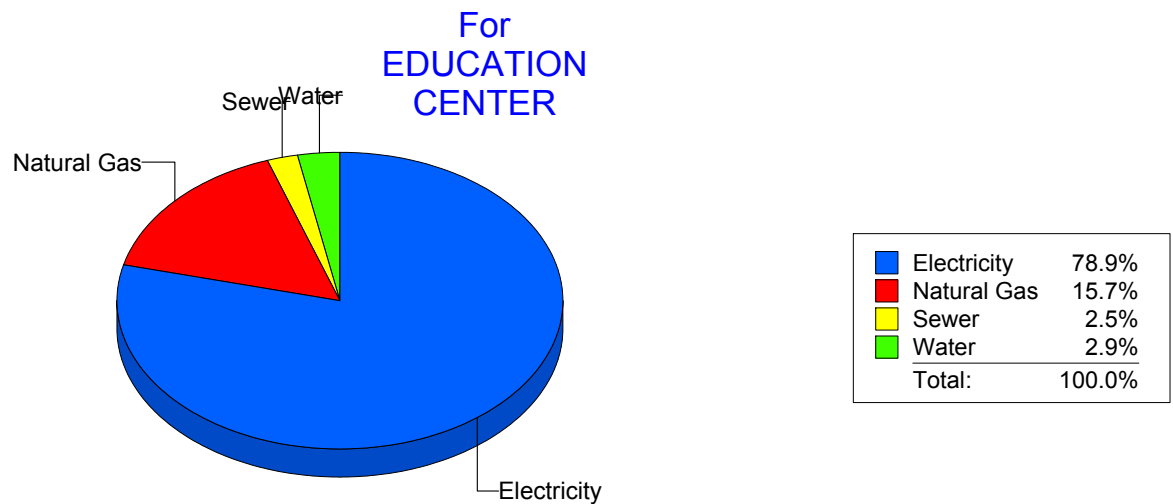
Energy CAP

Cost Avoidance Program

Cost Summary Graph

Grouped by Energy Type

Energy Type	Use	Units	Meter Cost	Special Charges	Total Cost	Avg Unit Cost	% of Total Cost
Site: EDUCATION CENTER - EDUCATION CENTER							
Electricity	229,616	KWH	\$24,518.40	\$0.00	\$24,518.40	0.1068	78.86%
Natural Gas	7,277	CCF	\$4,892.16	\$0.00	\$4,892.16	0.6723	15.73%
Water	332	CCF	\$910.71	\$0.00	\$910.71	2.7431	2.93%
Sewer	313	CCF	\$771.32	\$0.00	\$771.32	2.4643	2.48%
Total Cost:			\$31,092.59	\$0.00	\$31,092.59		



Filters: Cost Center Name Not One Of DoNotReport; Billing Period Equal To 200912

elpaso

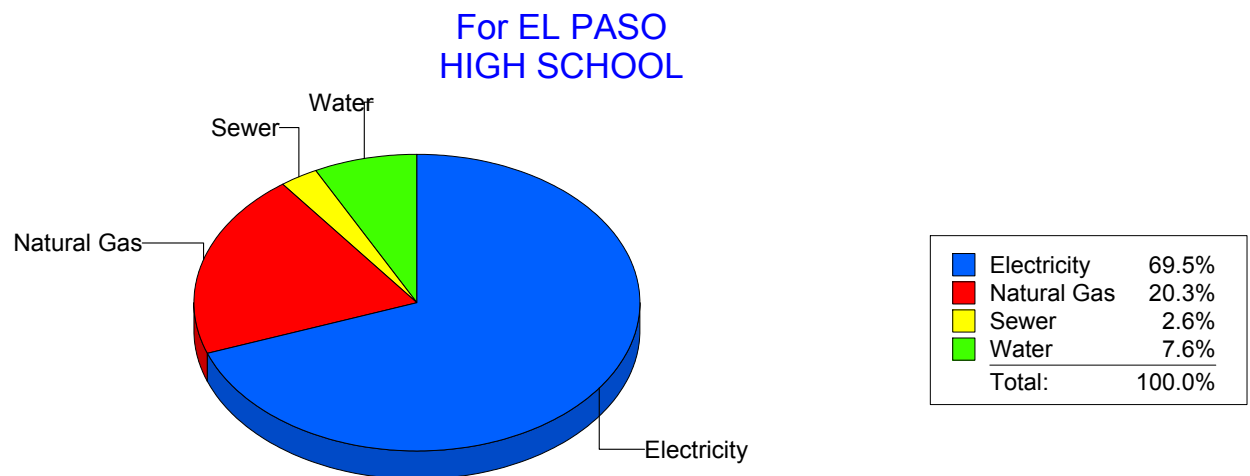
Energy CAP

Cost Avoidance Program

Cost Summary Graph

Grouped by Energy Type

Energy Type	Use	Units	Meter Cost	Special Charges	Total Cost	Avg Unit Cost	% of Total Cost
Site: EL PASO HIGH SCHOOL - EL PASO HIGH SCHOOL							
Electricity	138,214	KWH	\$18,886.14	\$0.00	\$18,886.14	0.1366	69.51%
Natural Gas	7,097	CCF	\$5,515.12	\$0.00	\$5,515.12	0.7771	20.30%
Water	534	CCF	\$2,059.43	\$0.00	\$2,059.43	3.8566	7.58%
Sewer	283	CCF	\$708.97	\$0.00	\$708.97	2.5052	2.61%
Total Cost:			\$27,169.66	\$0.00	\$27,169.66		



Filters: Cost Center Name Not One Of DoNotReport; Billing Period Equal To 200912

elpaso

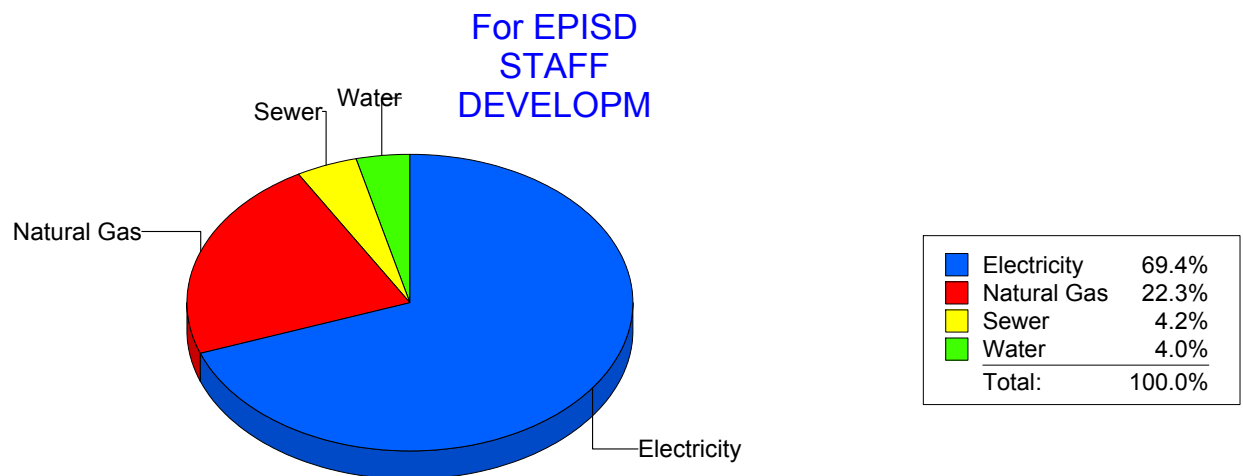
Energy CAP

Cost Avoidance Program

Cost Summary Graph

Grouped by Energy Type

Energy Type	Use	Units	Meter Cost	Special Charges	Total Cost	Avg Unit Cost	% of Total Cost
Site: EPISD STAFF DEVELOPM - EPISD STAFF DEVELOPM							
Electricity	9,080	KWH	\$1,608.09	\$0.00	\$1,608.09	0.1771	69.44%
Natural Gas	719	CCF	\$516.67	\$0.00	\$516.67	0.7186	22.31%
Water	20	CCF	\$93.14	\$0.00	\$93.14	4.6570	4.02%
Sewer	38	CCF	\$97.74	\$0.00	\$97.74	2.5721	4.22%
Total Cost:			\$2,315.64	\$0.00	\$2,315.64		



Filters: Cost Center Name Not One Of DoNotReport; Billing Period Equal To 200912

elpaso

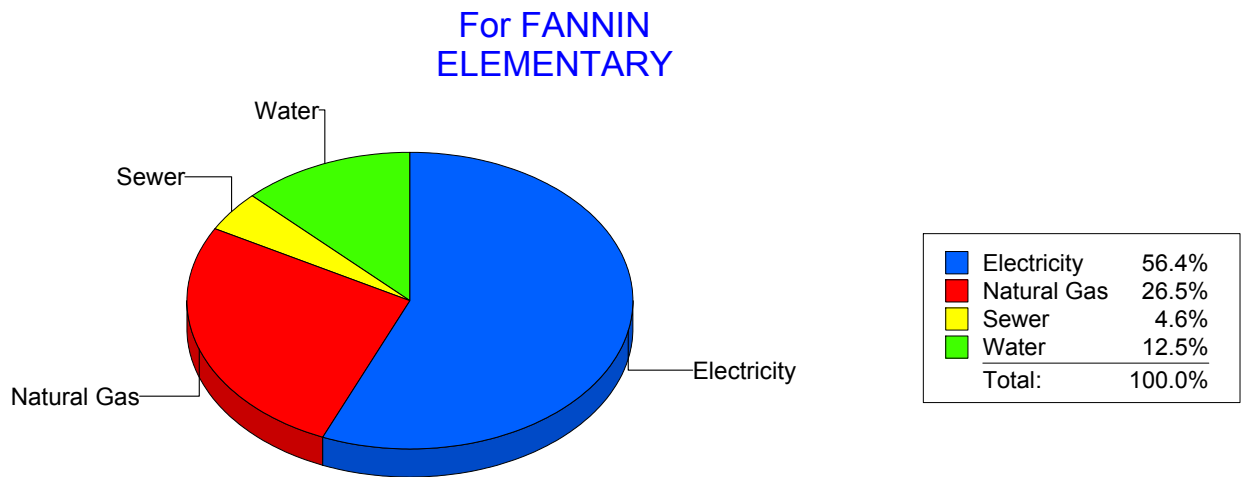
Energy CAP

Cost Avoidance Program

Cost Summary Graph

Grouped by Energy Type

Energy Type	Use	Units	Meter Cost	Special Charges	Total Cost	Avg Unit Cost	% of Total Cost
Site: FANNIN ELEMENTARY - FANNIN ELEMENTARY							
Electricity	25,951	KWH	\$4,354.97	\$0.00	\$4,354.97	0.1678	56.44%
Natural Gas	3,022	CCF	\$2,046.26	\$0.00	\$2,046.26	0.6771	26.52%
Water	321	CCF	\$962.91	\$0.00	\$962.91	2.9997	12.48%
Sewer	120	CCF	\$352.25	\$0.00	\$352.25	2.9354	4.56%
Total Cost:			\$7,716.39	\$0.00	\$7,716.39		



Filters: Cost Center Name Not One Of DoNotReport; Billing Period Equal To 200912

el Paso

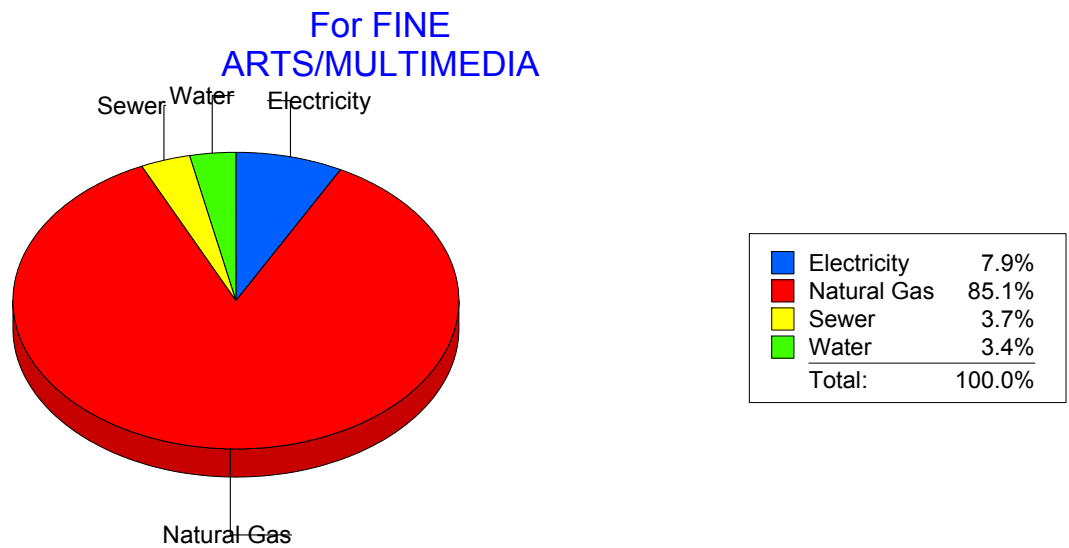
Energy CAP

Cost Avoidance Program

Cost Summary Graph

Grouped by Energy Type

Energy Type	Use	Units	Meter Cost	Special Charges	Total Cost	Avg Unit Cost	% of Total Cost
Site: FINE ARTS/MULTIMEDIA - FINE ARTS/MULTIMEDIA							
Electricity	1,829	KWH	\$293.18	\$0.00	\$293.18	0.1603	7.87%
Natural Gas	4,683	CCF	\$3,170.65	\$0.00	\$3,170.65	0.6771	85.06%
Water	44	CCF	\$126.43	\$0.00	\$126.43	2.8734	3.39%
Sewer	59	CCF	\$137.17	\$0.00	\$137.17	2.3249	3.68%
Total Cost:			\$3,727.43	\$0.00	\$3,727.43		



Filters: Cost Center Name Not One Of DoNotReport; Billing Period Equal To 200912

elpaso

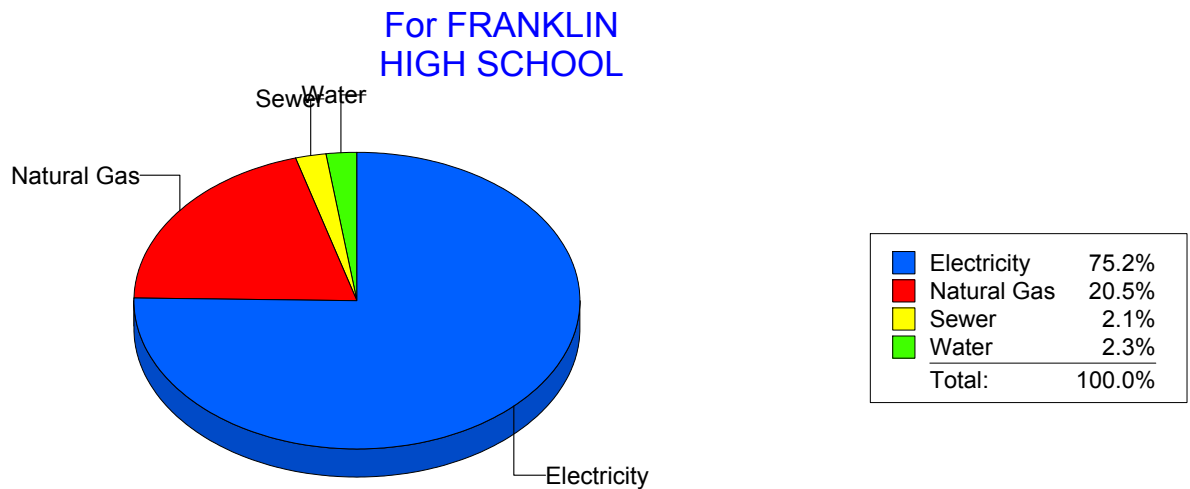
Energy CAP

Cost Avoidance Program

Cost Summary Graph

Grouped by Energy Type

Energy Type	Use	Units	Meter Cost	Special Charges	Total Cost	Avg Unit Cost	% of Total Cost
Site: FRANKLIN HIGH SCHOOL - FRANKLIN HIGH SCHOOL							
Electricity	225,299	KWH	\$27,084.54	\$0.00	\$27,084.54	0.1202	75.15%
Natural Gas	10,981	CCF	\$7,381.50	\$0.00	\$7,381.50	0.6722	20.48%
Water	411	CCF	\$825.79	\$0.00	\$825.79	2.0092	2.29%
Sewer	421	CCF	\$746.62	\$0.00	\$746.62	1.7734	2.07%
Total Cost:			\$36,038.45	\$0.00	\$36,038.45		



Filters: Cost Center Name Not One Of DoNotReport; Billing Period Equal To 200912

elpaso

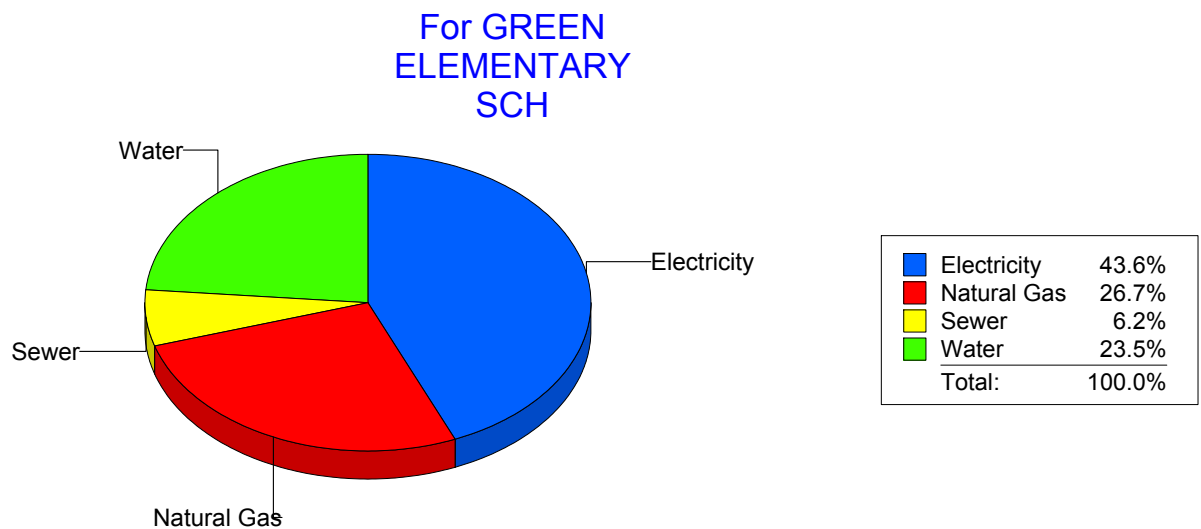
Energy CAP

Cost Avoidance Program

Cost Summary Graph

Grouped by Energy Type

Energy Type	Use	Units	Meter Cost	Special Charges	Total Cost	Avg Unit Cost	% of Total Cost
Site: GREEN ELEMENTARY SCH - GREEN ELEMENTARY SCH							
Electricity	29,100	KWH	\$3,565.81	\$0.00	\$3,565.81	0.1225	43.63%
Natural Gas	3,149	CCF	\$2,180.77	\$0.00	\$2,180.77	0.6925	26.68%
Water	607	CCF	\$1,921.72	\$0.00	\$1,921.72	3.1659	23.51%
Sewer	181	CCF	\$504.06	\$0.00	\$504.06	2.7849	6.17%
Total Cost:			\$8,172.36	\$0.00	\$8,172.36		



Filters: Cost Center Name Not One Of DoNotReport; Billing Period Equal To 200912

elpaso

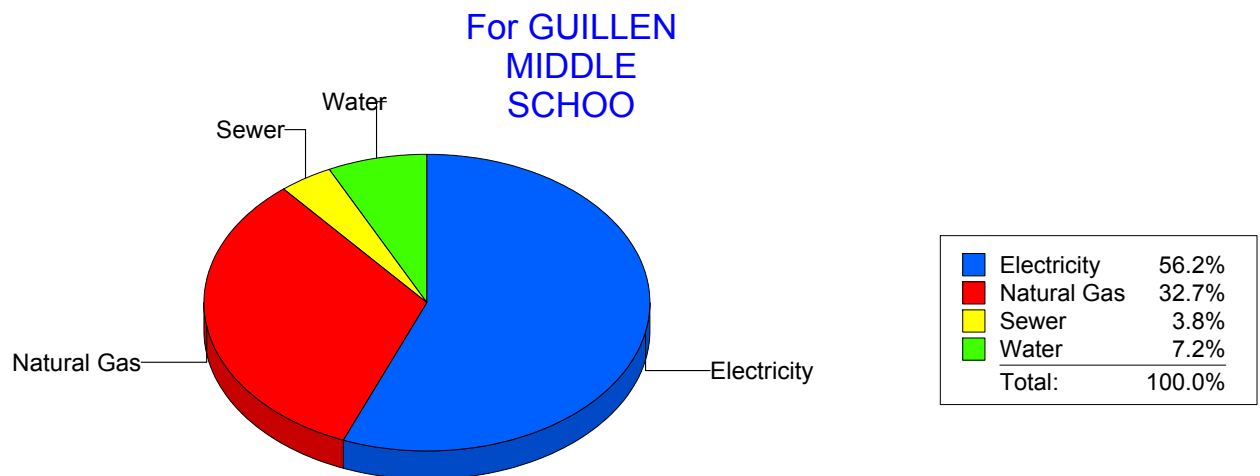
Energy CAP

Cost Avoidance Program

Cost Summary Graph

Grouped by Energy Type

Energy Type	Use	Units	Meter Cost	Special Charges	Total Cost	Avg Unit Cost	% of Total Cost
Site: GUILLEN MIDDLE SCHOO - GUILLEN MIDDLE SCHOO							
Electricity	65,963	KWH	\$7,913.07	\$0.00	\$7,913.07	0.1200	56.20%
Natural Gas	6,753	CCF	\$4,607.09	\$0.00	\$4,607.09	0.6822	32.72%
Water	428	CCF	\$1,020.61	\$0.00	\$1,020.61	2.3846	7.25%
Sewer	268	CCF	\$540.21	\$0.00	\$540.21	2.0157	3.84%
Total Cost:			\$14,080.98	\$0.00	\$14,080.98		



Filters: Cost Center Name Not One Of DoNotReport; Billing Period Equal To 200912

elpaso

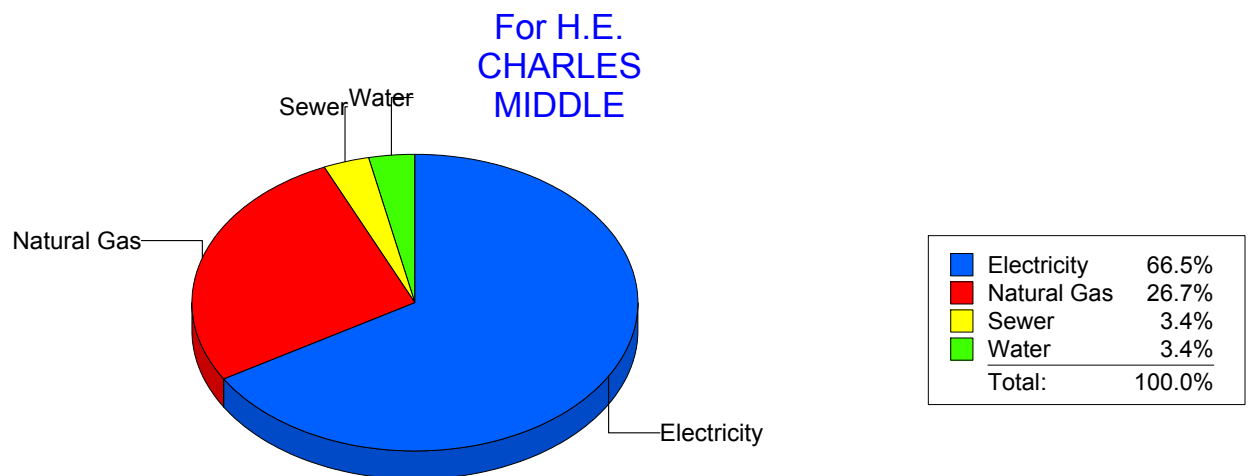
Energy CAP

Cost Avoidance Program

Cost Summary Graph

Grouped by Energy Type

Energy Type	Use	Units	Meter Cost	Special Charges	Total Cost	Avg Unit Cost	% of Total Cost
Site: H.E. CHARLES MIDDLE - H.E. CHARLES MIDDLE							
Electricity	48,350	KWH	\$7,137.98	\$0.00	\$7,137.98	0.1476	66.49%
Natural Gas	4,230	CCF	\$2,870.02	\$0.00	\$2,870.02	0.6785	26.73%
Water	116	CCF	\$361.68	\$0.00	\$361.68	3.1179	3.37%
Sewer	121	CCF	\$365.62	\$0.00	\$365.62	3.0217	3.41%
Total Cost:			\$10,735.30	\$0.00	\$10,735.30		



Filters: Cost Center Name Not One Of DoNotReport; Billing Period Equal To 200912

elpaso

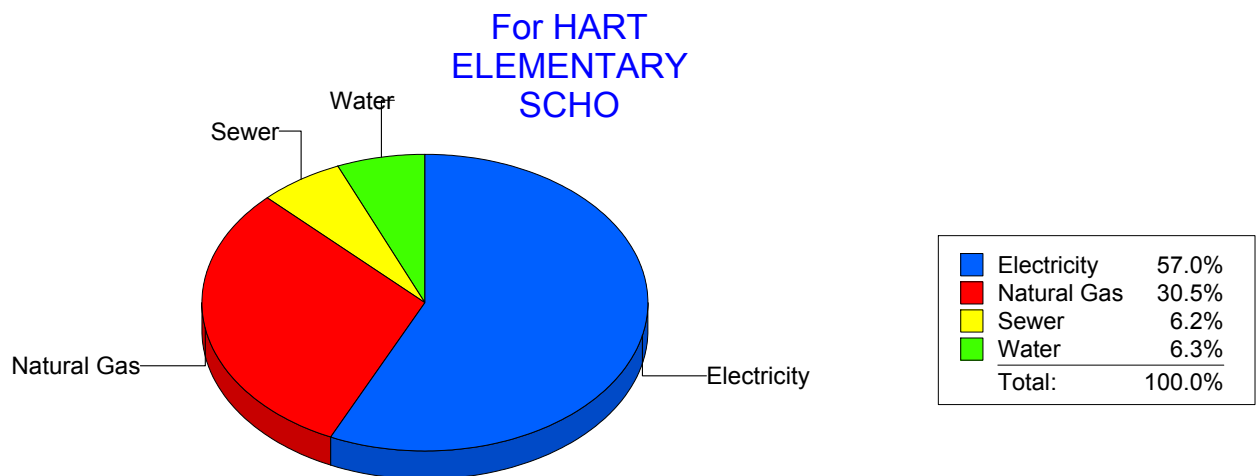
Energy CAP

Cost Avoidance Program

Cost Summary Graph

Grouped by Energy Type

Energy Type	Use	Units	Meter Cost	Special Charges	Total Cost	Avg Unit Cost	% of Total Cost
Site: HART ELEMENTARY SCHO - HART ELEMENTARY SCHO							
Electricity	19,143	KWH	\$3,010.84	\$0.00	\$3,010.84	0.1573	57.04%
Natural Gas	2,339	CCF	\$1,608.32	\$0.00	\$1,608.32	0.6876	30.47%
Water	134	CCF	\$330.19	\$0.00	\$330.19	2.4641	6.26%
Sewer	143	CCF	\$329.33	\$0.00	\$329.33	2.3030	6.24%
Total Cost:			\$5,278.68	\$0.00	\$5,278.68		



Filters: Cost Center Name Not One Of DoNotReport; Billing Period Equal To 200912

elpaso

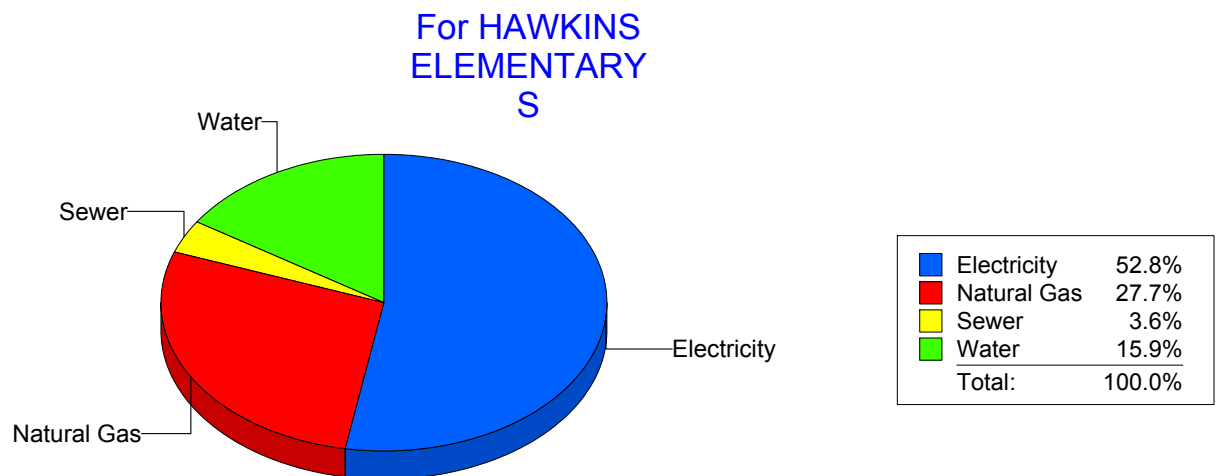
Energy CAP

Cost Avoidance Program

Cost Summary Graph

Grouped by Energy Type

Energy Type	Use	Units	Meter Cost	Special Charges	Total Cost	Avg Unit Cost	% of Total Cost
Site: HAWKINS ELEMENTARY S - HAWKINS ELEMENTARY S							
Electricity	22,059	KWH	\$2,524.10	\$0.00	\$2,524.10	0.1144	52.84%
Natural Gas	1,914	CCF	\$1,321.94	\$0.00	\$1,321.94	0.6907	27.67%
Water	152	CCF	\$760.55	\$0.00	\$760.55	5.0036	15.92%
Sewer	36	CCF	\$170.20	\$0.00	\$170.20	4.7278	3.56%
Total Cost:			\$4,776.79	\$0.00	\$4,776.79		



Filters: Cost Center Name Not One Of DoNotReport; Billing Period Equal To 200912

elpaso

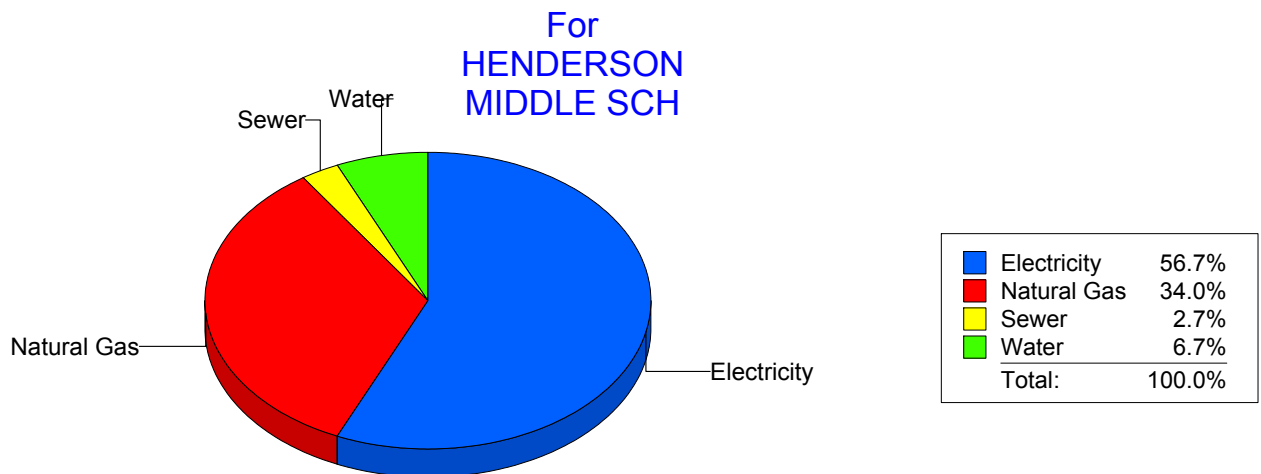
Energy CAP

Cost Avoidance Program

Cost Summary Graph

Grouped by Energy Type

Energy Type	Use	Units	Meter Cost	Special Charges	Total Cost	Avg Unit Cost	% of Total Cost
Site: HENDERSON MIDDLE SCH - HENDERSON MIDDLE SCH							
Electricity	38,850	KWH	\$5,481.25	\$0.00	\$5,481.25	0.1411	56.65%
Natural Gas	4,857	CCF	\$3,286.14	\$0.00	\$3,286.14	0.6766	33.96%
Water	272	CCF	\$645.02	\$0.00	\$645.02	2.3714	6.67%
Sewer	158	CCF	\$262.90	\$0.00	\$262.90	1.6639	2.72%
Total Cost:			\$9,675.31	\$0.00	\$9,675.31		



Filters: Cost Center Name Not One Of DoNotReport; Billing Period Equal To 200912

elpaso


Energy CAP

Cost Avoidance Program

Cost Summary Graph

Grouped by Energy Type

Energy Type	Use	Units	Meter Cost	Special Charges	Total Cost	Avg Unit Cost	% of Total Cost
Site: HERCULES COTTAGES - HERCULES COTTAGES							
Electricity	3,053	KWH	\$541.52	\$0.00	\$541.52	0.1774	52.88%
Natural Gas	341	CCF	\$364.72	\$0.00	\$364.72	1.0696	35.62%
Water	18	CCF	\$58.20	\$0.00	\$58.20	3.2333	5.68%
Sewer	23	CCF	\$59.54	\$0.00	\$59.54	2.5887	5.81%
Total Cost:			\$1,023.98	\$0.00	\$1,023.98		



Filters: Cost Center Name Not One Of DoNotReport; Billing Period Equal To 200912

elpaso

Energy CAP

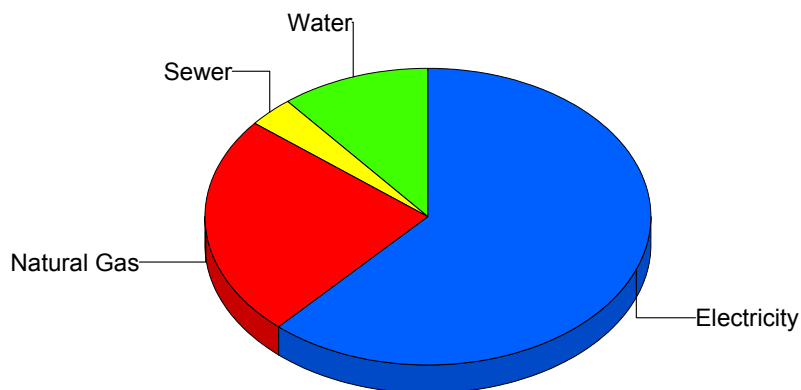
Cost Avoidance Program

Cost Summary Graph

Grouped by Energy Type

Energy Type	Use	Units	Meter Cost	Special Charges	Total Cost	Avg Unit Cost	% of Total Cost
Site: 174 - HERRERA ELEMENTARY							
Electricity	43,200	KWH	\$4,114.65	\$0.00	\$4,114.65	0.0952	61.54%
Natural Gas	2,673	CCF	\$1,620.01	\$0.00	\$1,620.01	0.6061	24.23%
Water	682	CCF	\$727.57	\$0.00	\$727.57	1.0668	10.88%
Sewer	9	CCF	\$223.38	\$0.00	\$223.38	24.8200	3.34%
Total Cost:			\$6,685.61	\$0.00	\$6,685.61		

For HERRERA
ELEMENTARY



Electricity	61.5%
Natural Gas	24.2%
Sewer	3.3%
Water	10.9%
Total:	100.0%

Filters: Cost Center Name Not One Of DoNotReport; Billing Period Equal To 200912

elpaso

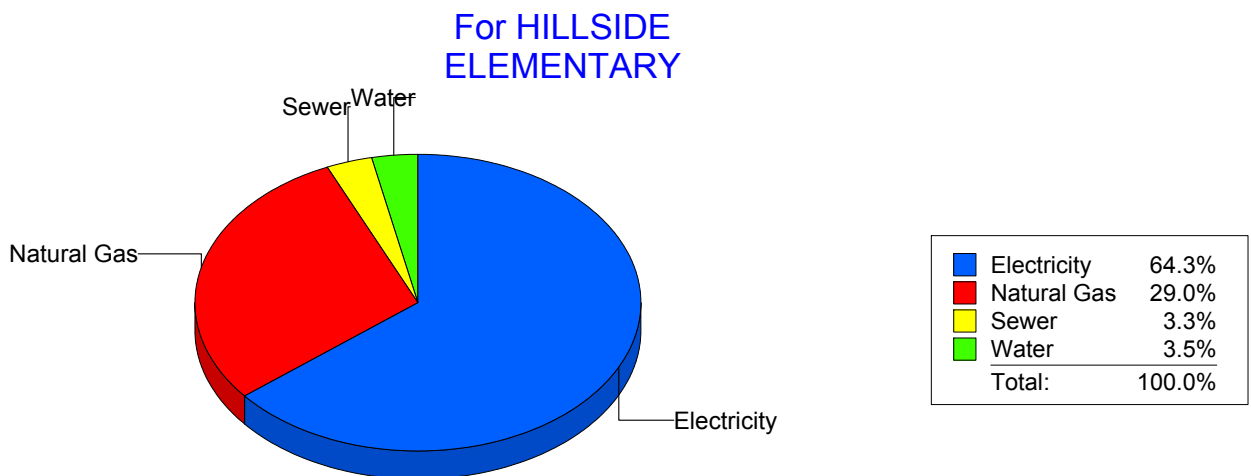
Energy CAP

Cost Avoidance Program

Cost Summary Graph

Grouped by Energy Type

Energy Type	Use	Units	Meter Cost	Special Charges	Total Cost	Avg Unit Cost	% of Total Cost
Site: HILLSIDE ELEMENTARY - HILLSIDE ELEMENTARY							
Electricity	47,193	KWH	\$6,085.54	\$0.00	\$6,085.54	0.1290	64.30%
Natural Gas	3,906	CCF	\$2,744.61	\$0.00	\$2,744.61	0.7027	29.00%
Water	96	CCF	\$327.02	\$0.00	\$327.02	3.4065	3.46%
Sewer	166	CCF	\$307.80	\$0.00	\$307.80	1.8542	3.25%
Total Cost:			\$9,464.97	\$0.00	\$9,464.97		



Filters: Cost Center Name Not One Of DoNotReport; Billing Period Equal To 200912

el Paso

Energy CAP

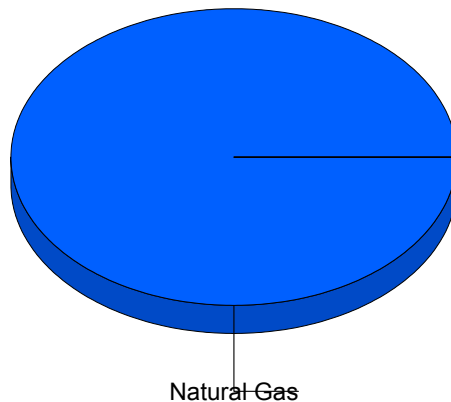
Cost Avoidance Program

Cost Summary Graph

Grouped by Energy Type

Energy Type	Use	Units	Meter Cost	Special Charges	Total Cost	Avg Unit Cost	% of Total Cost
Site: 882 - HONDO PASS COTTAGES							
Natural Gas		196 CCF	\$158.04	\$0.00	\$158.04	0.8063	100.00%
Total Cost:			\$158.04	\$0.00	\$158.04		

For HONDO
PASS
COTTAGES



■ Natural Gas	100.0%
Total:	100.0%

Filters: Cost Center Name Not One Of DoNotReport; Billing Period Equal To 200912

elpaso

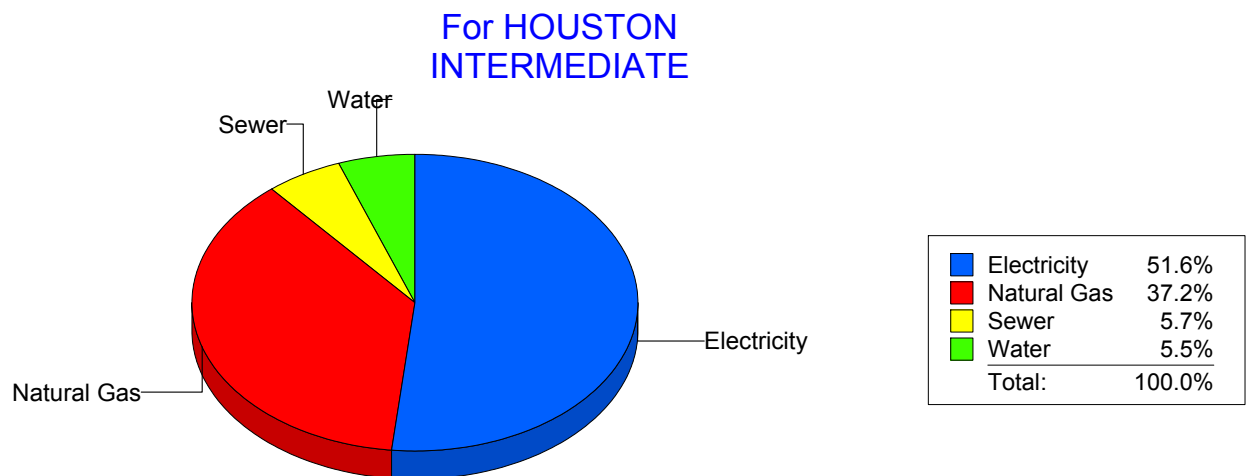
Energy CAP

Cost Avoidance Program

Cost Summary Graph

Grouped by Energy Type

Energy Type	Use	Units	Meter Cost	Special Charges	Total Cost	Avg Unit Cost	% of Total Cost
Site: HOUSTON INTERMEDIATE - HOUSTON INTERMEDIATE							
Electricity	18,733	KWH	\$2,618.55	\$0.00	\$2,618.55	0.1398	51.60%
Natural Gas	2,675	CCF	\$1,887.12	\$0.00	\$1,887.12	0.7055	37.18%
Water	55	CCF	\$278.27	\$0.00	\$278.27	5.0595	5.48%
Sewer	64	CCF	\$291.24	\$0.00	\$291.24	4.5506	5.74%
Total Cost:			\$5,075.18	\$0.00	\$5,075.18		



Filters: Cost Center Name Not One Of DoNotReport; Billing Period Equal To 200912

elpaso

Energy CAP

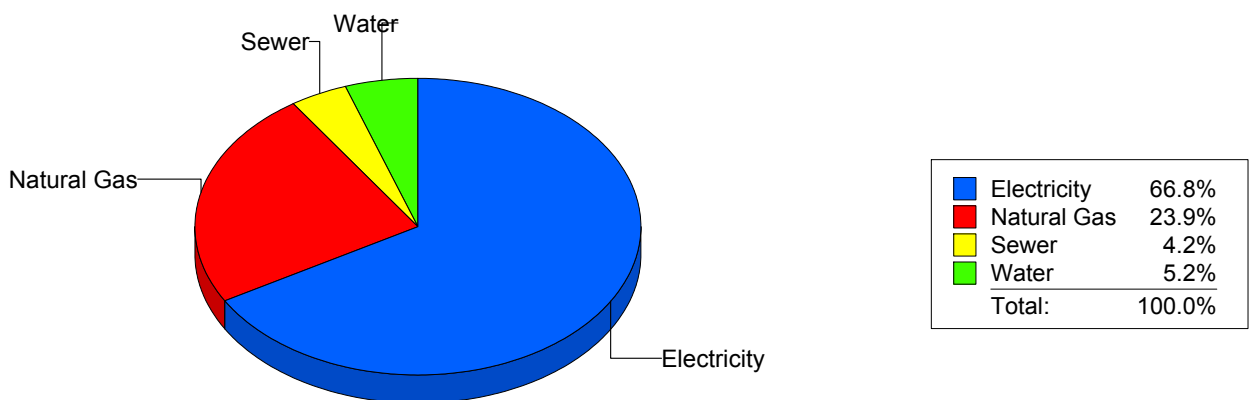
Cost Avoidance Program

Cost Summary Graph

Grouped by Energy Type

Energy Type	Use	Units	Meter Cost	Special Charges	Total Cost	Avg Unit Cost	% of Total Cost
Site: MOYE - HR Moye							
Electricity	39,840	KWH	\$5,130.63	\$0.00	\$5,130.63	0.1288	66.75%
Natural Gas	2,677	CCF	\$1,836.09	\$0.00	\$1,836.09	0.6859	23.89%
Water	82	CCF	\$396.84	\$0.00	\$396.84	4.8395	5.16%
Sewer	87	CCF	\$322.44	\$0.00	\$322.44	3.7062	4.20%
Total Cost:			\$7,686.00	\$0.00	\$7,686.00		

For HR Moye



Filters: Cost Center Name Not One Of DoNotReport; Billing Period Equal To 200912

elpaso

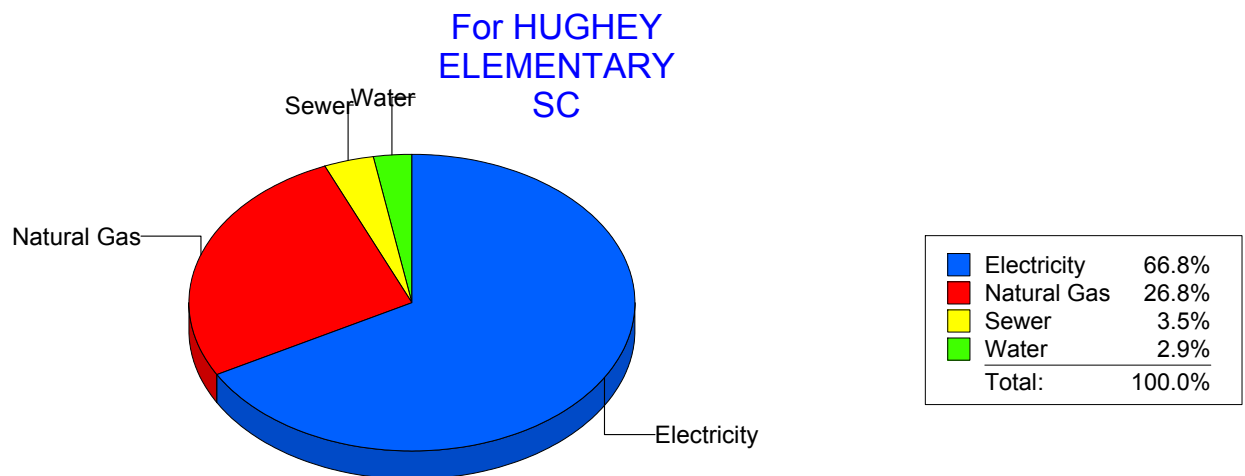
Energy CAP

Cost Avoidance Program

Cost Summary Graph

Grouped by Energy Type

Energy Type	Use	Units	Meter Cost	Special Charges	Total Cost	Avg Unit Cost	% of Total Cost
Site: HUGHEY ELEMENTARY SC - HUGHEY ELEMENTARY SC							
Electricity	29,720	KWH	\$4,574.83	\$0.00	\$4,574.83	0.1539	66.82%
Natural Gas	2,674	CCF	\$1,834.06	\$0.00	\$1,834.06	0.6859	26.79%
Water	92	CCF	\$196.03	\$0.00	\$196.03	2.1308	2.86%
Sewer	141	CCF	\$241.31	\$0.00	\$241.31	1.7114	3.52%
Total Cost:			\$6,846.23	\$0.00	\$6,846.23		



Filters: Cost Center Name Not One Of DoNotReport; Billing Period Equal To 200912

elpaso

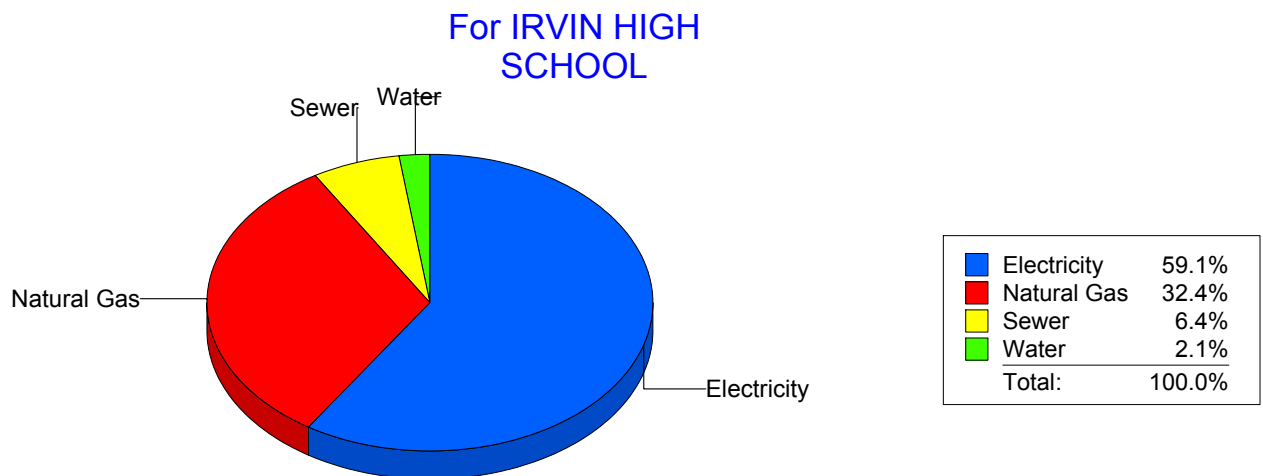
Energy CAP

Cost Avoidance Program

Cost Summary Graph

Grouped by Energy Type

Energy Type	Use	Units	Meter Cost	Special Charges	Total Cost	Avg Unit Cost	% of Total Cost
Site: IRVIN HIGH SCHOOL - IRVIN HIGH SCHOOL							
Electricity	95,923	KWH	\$11,934.73	\$0.00	\$11,934.73	0.1244	59.12%
Natural Gas	9,706	CCF	\$6,534.03	\$0.00	\$6,534.03	0.6732	32.37%
Water	204	CCF	\$420.99	\$0.00	\$420.99	2.0637	2.09%
Sewer	914	CCF	\$1,298.39	\$0.00	\$1,298.39	1.4206	6.43%
Total Cost:			\$20,188.14	\$0.00	\$20,188.14		



Filters: Cost Center Name Not One Of DoNotReport; Billing Period Equal To 200912

elpaso

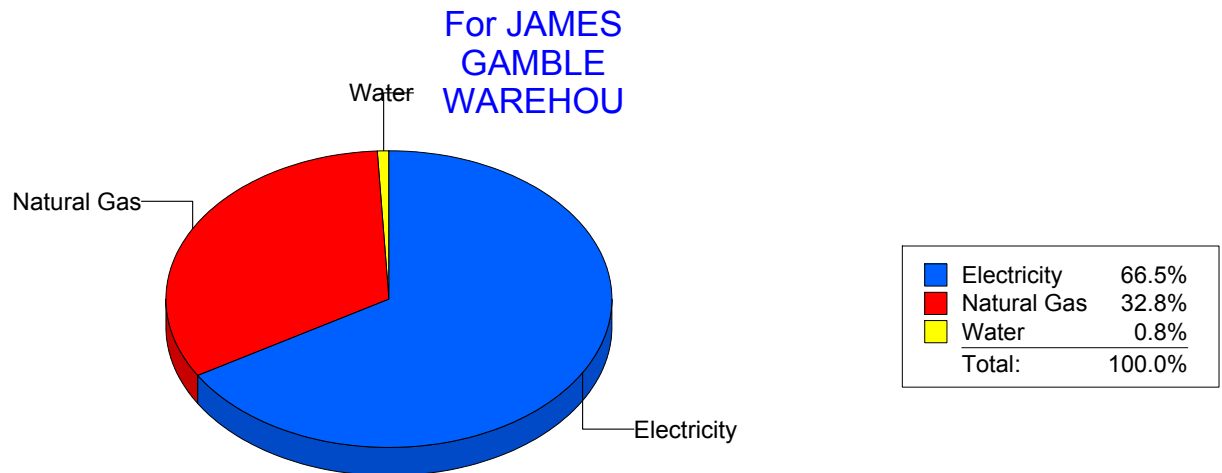
Energy CAP

Cost Avoidance Program

Cost Summary Graph

Grouped by Energy Type

Energy Type	Use	Units	Meter Cost	Special Charges	Total Cost	Avg Unit Cost	% of Total Cost
Site: JAMES GAMBLE WAREHOU - JAMES GAMBLE WAREHOU							
Electricity	25,200	KWH	\$3,204.58	\$0.00	\$3,204.58	0.1272	66.47%
Natural Gas	2,297	CCF	\$1,580.00	\$0.00	\$1,580.00	0.6879	32.77%
Water	0	CCF	\$36.36	\$0.00	\$36.36	0.0000	0.75%
Total Cost:			\$4,820.94	\$0.00	\$4,820.94		



Filters: Cost Center Name Not One Of DoNotReport; Billing Period Equal To 200912

elpaso

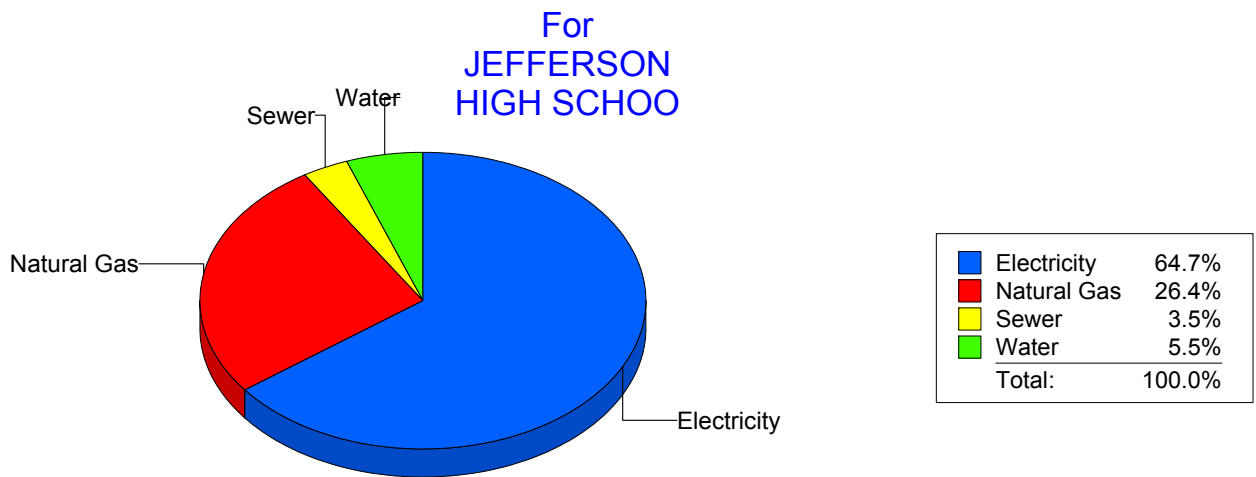
Energy CAP

Cost Avoidance Program

Cost Summary Graph

Grouped by Energy Type

Energy Type	Use	Units	Meter Cost	Special Charges	Total Cost	Avg Unit Cost	% of Total Cost
Site: JEFFERSON HIGH SCHOO - JEFFERSON HIGH SCHOO							
Electricity	97,251	KWH	\$12,021.46	\$0.00	\$12,021.46	0.1236	64.66%
Natural Gas	6,978	CCF	\$4,906.45	\$0.00	\$4,906.45	0.7031	26.39%
Water	590	CCF	\$1,020.16	\$0.00	\$1,020.16	1.7291	5.49%
Sewer	236	CCF	\$644.27	\$0.00	\$644.27	2.7300	3.47%
Total Cost:			\$18,592.34	\$0.00	\$18,592.34		



Filters: Cost Center Name Not One Of DoNotReport; Billing Period Equal To 200912

elpaso

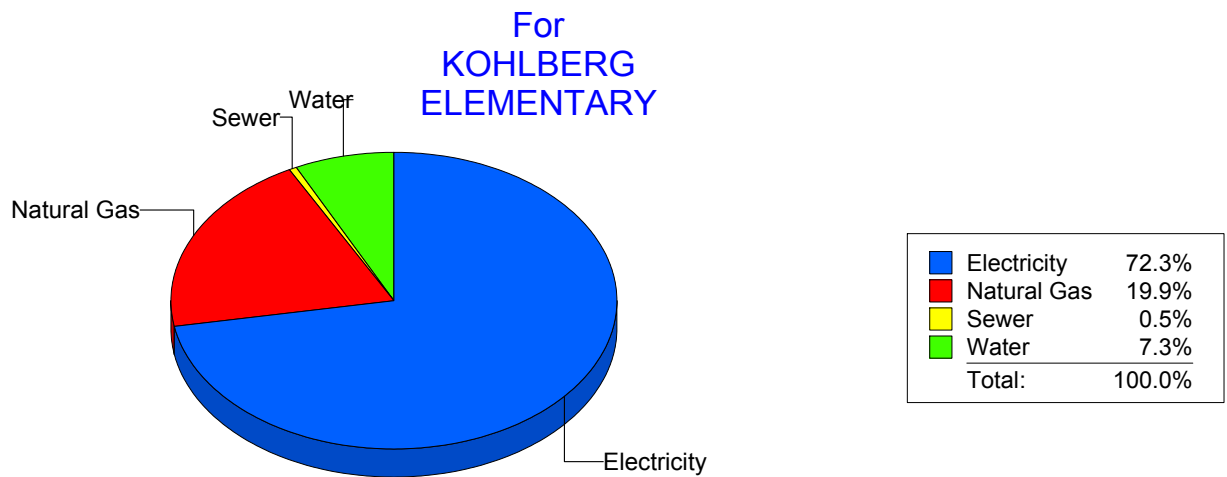
Energy CAP

Cost Avoidance Program

Cost Summary Graph

Grouped by Energy Type

Energy Type	Use	Units	Meter Cost	Special Charges	Total Cost	Avg Unit Cost	% of Total Cost
Site: KOHLBERG ELEMENTARY - KOHLBERG ELEMENTARY							
Electricity	60,200	KWH	\$7,434.53	\$0.00	\$7,434.53	0.1235	72.29%
Natural Gas	2,988	CCF	\$2,045.66	\$0.00	\$2,045.66	0.6846	19.89%
Water	386	CCF	\$749.03	\$0.00	\$749.03	1.9405	7.28%
Sewer	4	CCF	\$54.56	\$0.00	\$54.56	13.6400	0.53%
Total Cost:			\$10,283.78	\$0.00	\$10,283.78		



Filters: Cost Center Name Not One Of DoNotReport; Billing Period Equal To 200912

elpaso

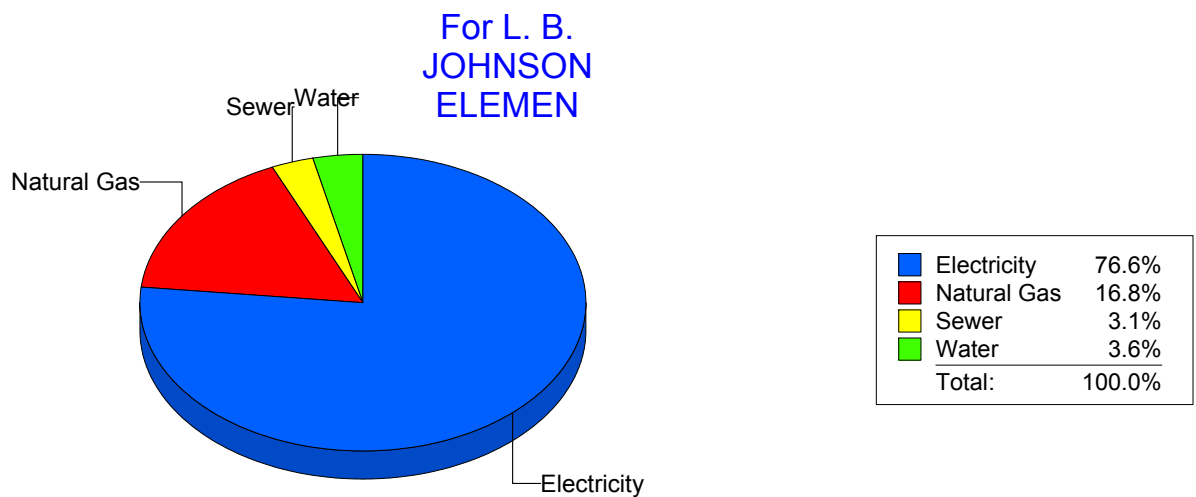
Energy CAP

Cost Avoidance Program

Cost Summary Graph

Grouped by Energy Type

Energy Type	Use	Units	Meter Cost	Special Charges	Total Cost	Avg Unit Cost	% of Total Cost
Site: L. B. JOHNSON ELEMEN - L. B. JOHNSON ELEMEN							
Electricity	50,800	KWH	\$6,911.77	\$0.00	\$6,911.77	0.1361	76.55%
Natural Gas	2,153	CCF	\$1,515.44	\$0.00	\$1,515.44	0.7039	16.78%
Water	148	CCF	\$325.75	\$0.00	\$325.75	2.2010	3.61%
Sewer	109	CCF	\$276.04	\$0.00	\$276.04	2.5325	3.06%
Total Cost:			\$9,029.00	\$0.00	\$9,029.00		



Filters: Cost Center Name Not One Of DoNotReport; Billing Period Equal To 200912

elpaso

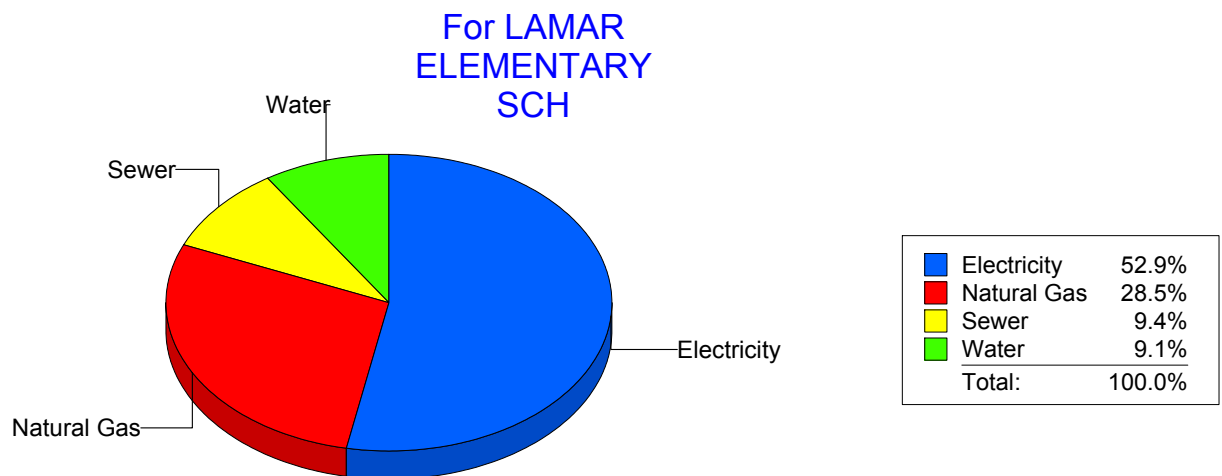
Energy CAP

Cost Avoidance Program

Cost Summary Graph

Grouped by Energy Type

Energy Type	Use	Units	Meter Cost	Special Charges	Total Cost	Avg Unit Cost	% of Total Cost
Site: LAMAR ELEMENTARY SCH - LAMAR ELEMENTARY SCH							
Electricity	26,700	KWH	\$3,504.54	\$0.00	\$3,504.54	0.1313	52.92%
Natural Gas	2,667	CCF	\$1,889.86	\$0.00	\$1,889.86	0.7086	28.54%
Water	200	CCF	\$603.01	\$0.00	\$603.01	3.0151	9.11%
Sewer	226	CCF	\$624.48	\$0.00	\$624.48	2.7632	9.43%
Total Cost:			\$6,621.89	\$0.00	\$6,621.89		



Filters: Cost Center Name Not One Of DoNotReport; Billing Period Equal To 200912

elpaso

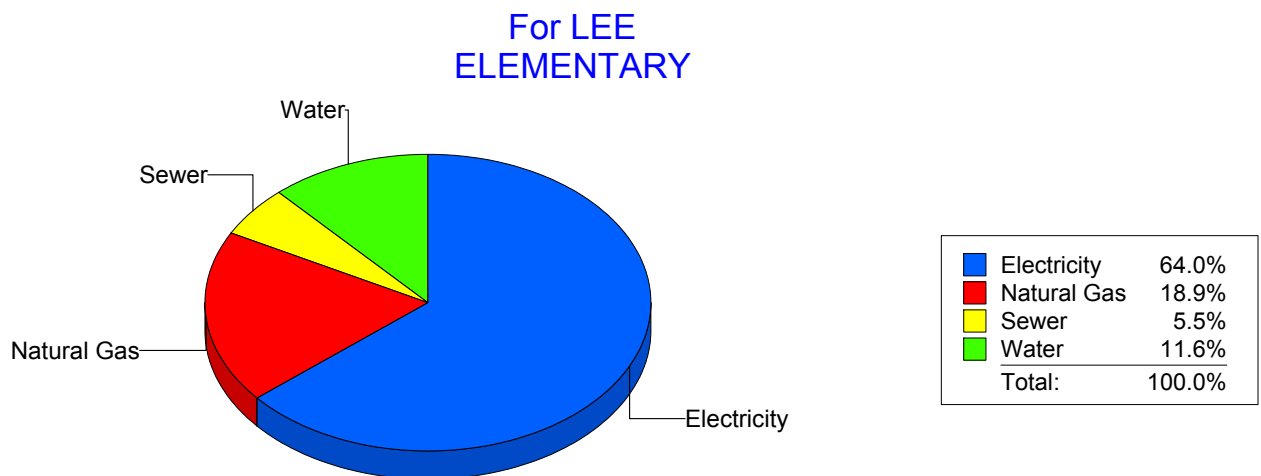
Energy CAP

Cost Avoidance Program

Cost Summary Graph

Grouped by Energy Type

Energy Type	Use	Units	Meter Cost	Special Charges	Total Cost	Avg Unit Cost	% of Total Cost
Site: LEE ELEMENTARY - LEE ELEMENTARY							
Electricity	30,344	KWH	\$4,894.46	\$0.00	\$4,894.46	0.1613	64.02%
Natural Gas	2,017	CCF	\$1,443.39	\$0.00	\$1,443.39	0.7156	18.88%
Water	205	CCF	\$889.36	\$0.00	\$889.36	4.3383	11.63%
Sewer	107	CCF	\$417.54	\$0.00	\$417.54	3.9022	5.46%
Total Cost:			\$7,644.75	\$0.00	\$7,644.75		



Filters: Cost Center Name Not One Of DoNotReport; Billing Period Equal To 200912

elpaso

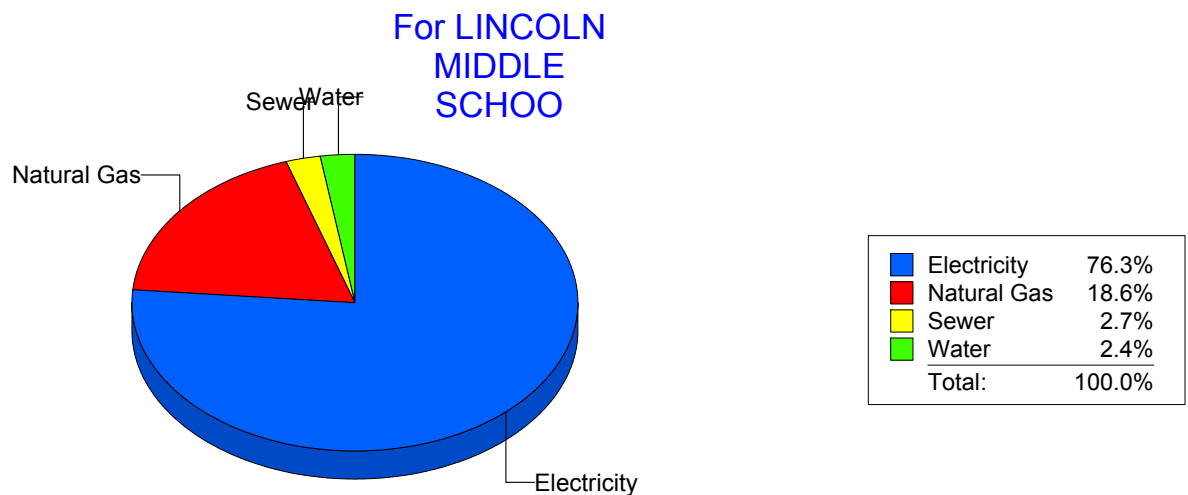
Energy CAP

Cost Avoidance Program

Cost Summary Graph

Grouped by Energy Type

Energy Type	Use	Units	Meter Cost	Special Charges	Total Cost	Avg Unit Cost	% of Total Cost
Site: LINCOLN MIDDLE SCHOO - LINCOLN MIDDLE SCHOO							
Electricity	80,250	KWH	\$12,699.86	\$0.00	\$12,699.86	0.1583	76.30%
Natural Gas	4,577	CCF	\$3,100.31	\$0.00	\$3,100.31	0.6774	18.63%
Water	185	CCF	\$393.44	\$0.00	\$393.44	2.1267	2.36%
Sewer	246	CCF	\$450.03	\$0.00	\$450.03	1.8294	2.70%
Total Cost:			\$16,643.64	\$0.00	\$16,643.64		



Filters: Cost Center Name Not One Of DoNotReport; Billing Period Equal To 200912

elpaso

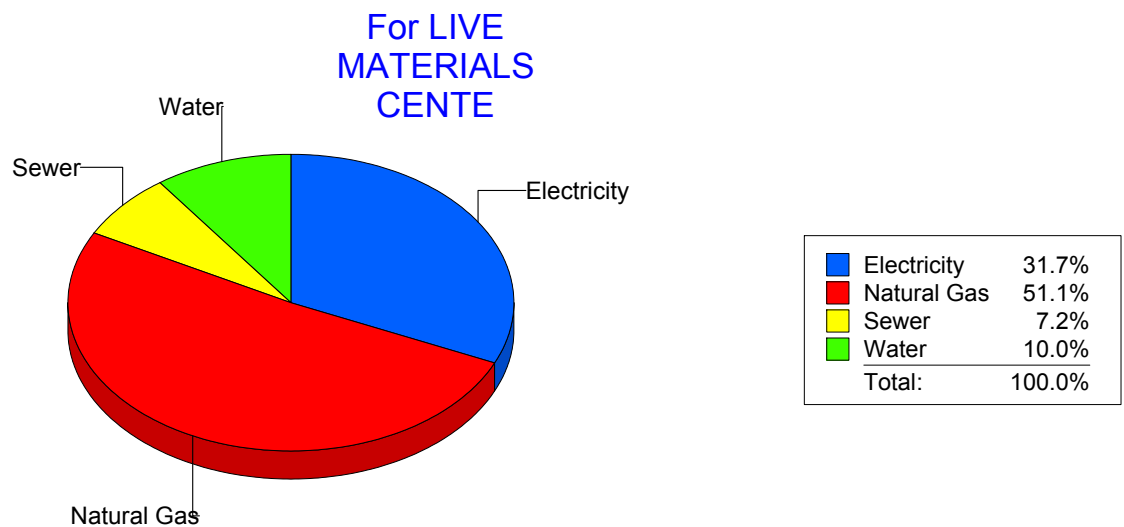
Energy CAP

Cost Avoidance Program

Cost Summary Graph

Grouped by Energy Type

Energy Type	Use	Units	Meter Cost	Special Charges	Total Cost	Avg Unit Cost	% of Total Cost
Site: LIVE MATERIALS CENTE - LIVE MATERIALS CENTE							
Electricity	428	KWH	\$95.11	\$0.00	\$95.11	0.2222	31.71%
Natural Gas	149	CCF	\$153.20	\$0.00	\$153.20	1.0282	51.08%
Water	6	CCF	\$30.10	\$0.00	\$30.10	5.0167	10.04%
Sewer	1	CCF	\$21.49	\$0.00	\$21.49	21.4900	7.17%
Total Cost:			\$299.90	\$0.00	\$299.90		



Filters: Cost Center Name Not One Of DoNotReport; Billing Period Equal To 200912

elpaso

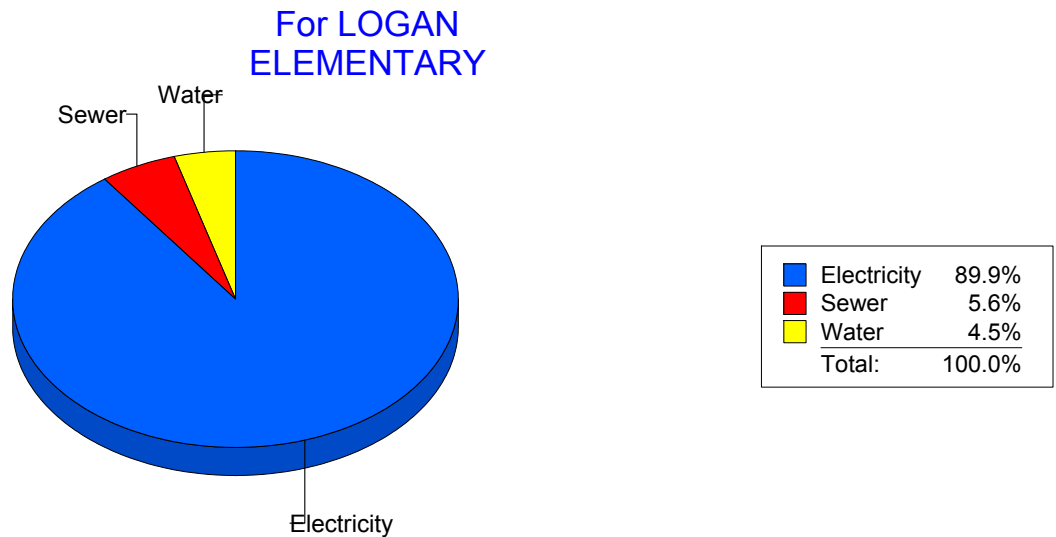
Energy CAP

Cost Avoidance Program

Cost Summary Graph

Grouped by Energy Type

Energy Type	Use	Units	Meter Cost	Special Charges	Total Cost	Avg Unit Cost	% of Total Cost
Site: LOGAN ELEMENTARY - LOGAN ELEMENTARY							
Electricity	22,000	KWH	\$3,109.34	\$0.00	\$3,109.34	0.1413	89.92%
Water	64	CCF	\$155.43	\$0.00	\$155.43	2.4286	4.50%
Sewer	103	CCF	\$193.05	\$0.00	\$193.05	1.8743	5.58%
Total Cost:			\$3,457.82	\$0.00	\$3,457.82		



Filters: Cost Center Name Not One Of DoNotReport; Billing Period Equal To 200912

elpaso

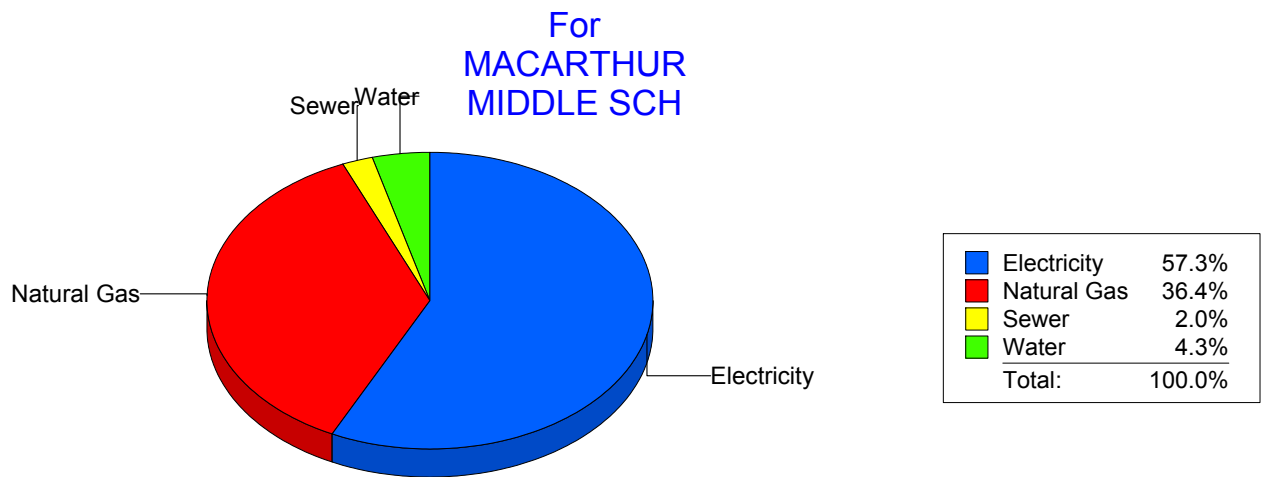
Energy CAP

Cost Avoidance Program

Cost Summary Graph

Grouped by Energy Type

Energy Type	Use	Units	Meter Cost	Special Charges	Total Cost	Avg Unit Cost	% of Total Cost
Site: MACARTHUR MIDDLE SCH - MACARTHUR MIDDLE SCH							
Electricity	51,840	KWH	\$7,441.32	\$0.00	\$7,441.32	0.1435	57.34%
Natural Gas	7,014	CCF	\$4,717.62	\$0.00	\$4,717.62	0.6726	36.35%
Water	175	CCF	\$554.67	\$0.00	\$554.67	3.1695	4.27%
Sewer	99	CCF	\$263.34	\$0.00	\$263.34	2.6600	2.03%
Total Cost:			\$12,976.95	\$0.00	\$12,976.95		



Filters: Cost Center Name Not One Of DoNotReport; Billing Period Equal To 200912

elpaso

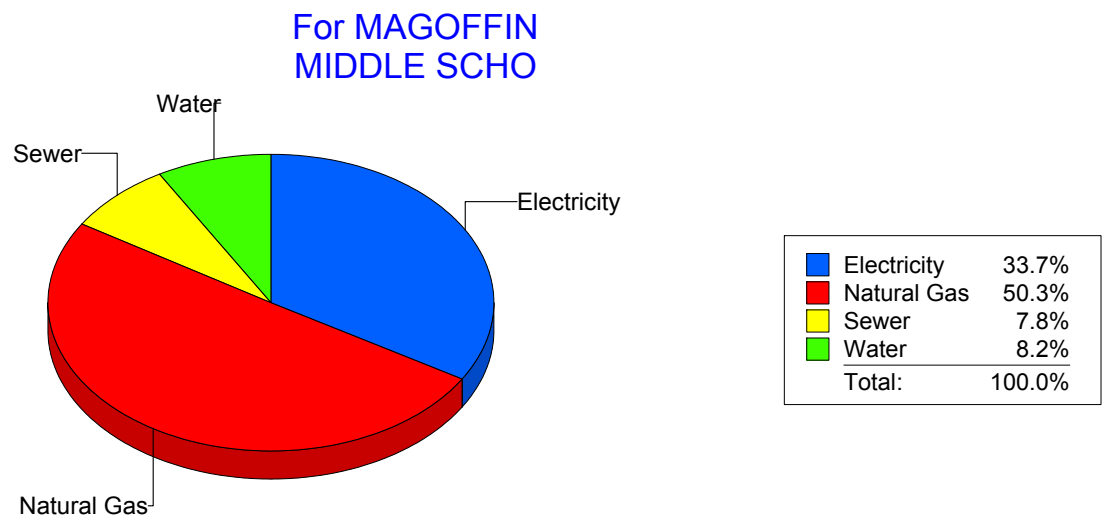
Energy CAP

Cost Avoidance Program

Cost Summary Graph

Grouped by Energy Type

Energy Type	Use	Units	Meter Cost	Special Charges	Total Cost	Avg Unit Cost	% of Total Cost
Site: MAGOFFIN MIDDLE SCHO - MAGOFFIN MIDDLE SCHO							
Electricity	18,258	KWH	\$2,591.20	\$0.00	\$2,591.20	0.1419	33.72%
Natural Gas	5,727	CCF	\$3,863.43	\$0.00	\$3,863.43	0.6746	50.27%
Water	148	CCF	\$631.96	\$0.00	\$631.96	4.2700	8.22%
Sewer	304	CCF	\$598.03	\$0.00	\$598.03	1.9672	7.78%
Total Cost:			\$7,684.62	\$0.00	\$7,684.62		



Filters: Cost Center Name Not One Of DoNotReport; Billing Period Equal To 200912

elpaso

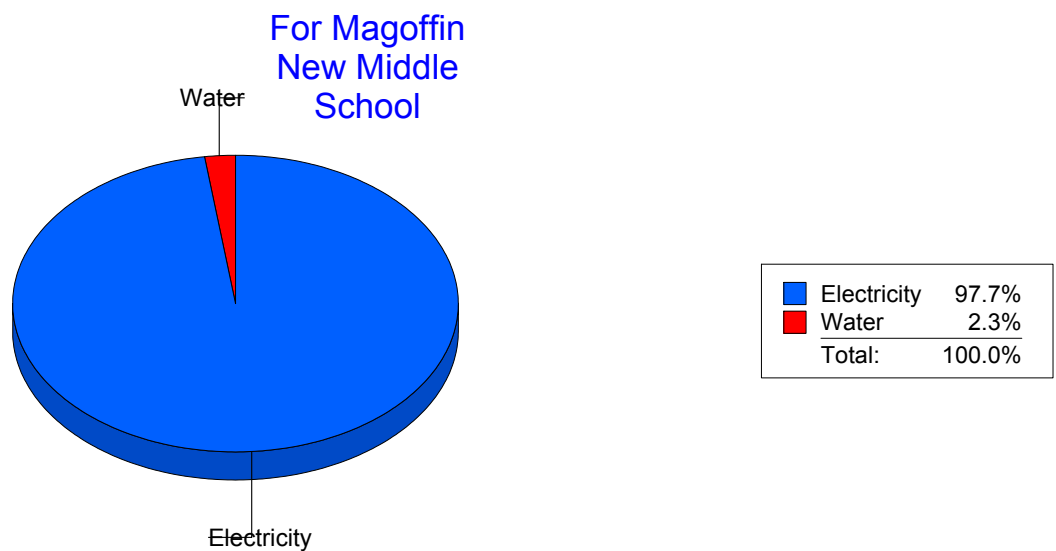
Energy CAP

Cost Avoidance Program

Cost Summary Graph

Grouped by Energy Type

Energy Type	Use	Units	Meter Cost	Special Charges	Total Cost	Avg Unit Cost	% of Total Cost
Site: MAGOFFINMIDDLESCHOOLN047 - Magoffin New Middle School							
Electricity	84,000	KWH	\$9,072.42	\$0.00	\$9,072.42	0.1080	97.68%
Water	0	CCF	\$215.31	\$0.00	\$215.31	0.0000	2.32%
Total Cost:			\$9,287.73	\$0.00	\$9,287.73		



Filters: Cost Center Name Not One Of DoNotReport; Billing Period Equal To 200912

elpaso

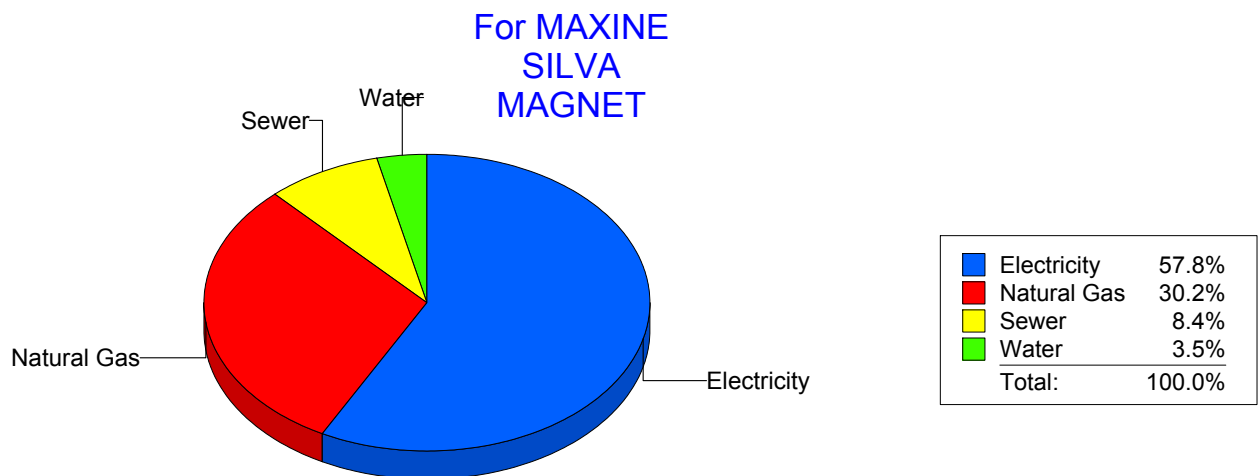
Energy CAP

Cost Avoidance Program

Cost Summary Graph

Grouped by Energy Type

Energy Type	Use	Units	Meter Cost	Special Charges	Total Cost	Avg Unit Cost	% of Total Cost
Site: MAXINE SILVA MAGNET - MAXINE SILVA MAGNET							
Electricity	43,800	KWH	\$5,555.90	\$0.00	\$5,555.90	0.1268	57.79%
Natural Gas	4,285	CCF	\$2,906.53	\$0.00	\$2,906.53	0.6783	30.23%
Water	133	CCF	\$339.87	\$0.00	\$339.87	2.5554	3.54%
Sewer	531	CCF	\$811.98	\$0.00	\$811.98	1.5292	8.45%
Total Cost:			\$9,614.28	\$0.00	\$9,614.28		



Filters: Cost Center Name Not One Of DoNotReport; Billing Period Equal To 200912

elpaso

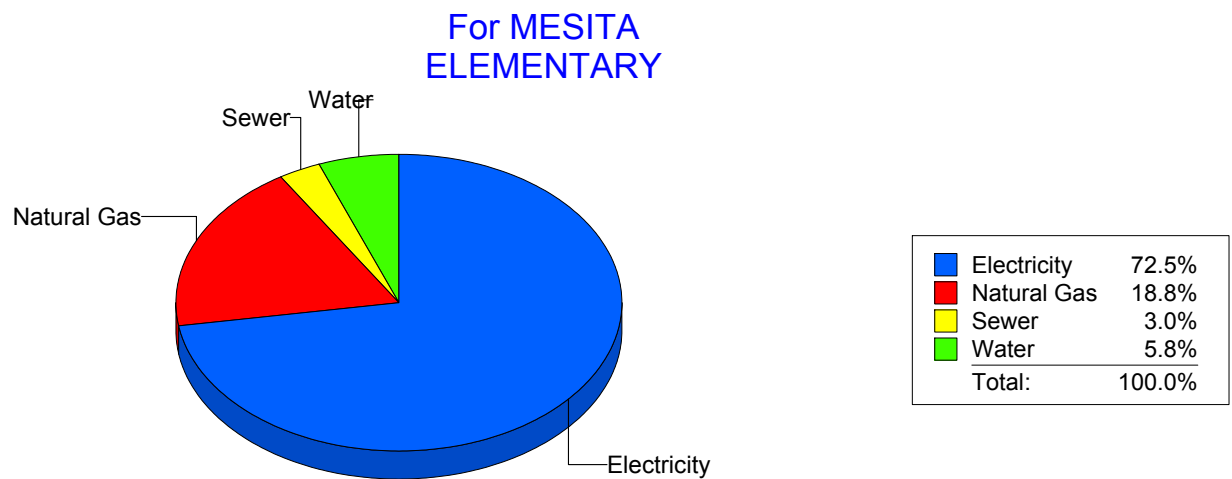
Energy CAP

Cost Avoidance Program

Cost Summary Graph

Grouped by Energy Type

Energy Type	Use	Units	Meter Cost	Special Charges	Total Cost	Avg Unit Cost	% of Total Cost
Site: MESITA ELEMENTARY - MESITA ELEMENTARY							
Electricity	60,960	KWH	\$7,675.01	\$0.00	\$7,675.01	0.1259	72.49%
Natural Gas	2,903	CCF	\$1,985.38	\$0.00	\$1,985.38	0.6839	18.75%
Water	129	CCF	\$610.46	\$0.00	\$610.46	4.7322	5.77%
Sewer	83	CCF	\$317.36	\$0.00	\$317.36	3.8236	3.00%
Total Cost:			\$10,588.21	\$0.00	\$10,588.21		



Filters: Cost Center Name Not One Of DoNotReport; Billing Period Equal To 200912

elpaso

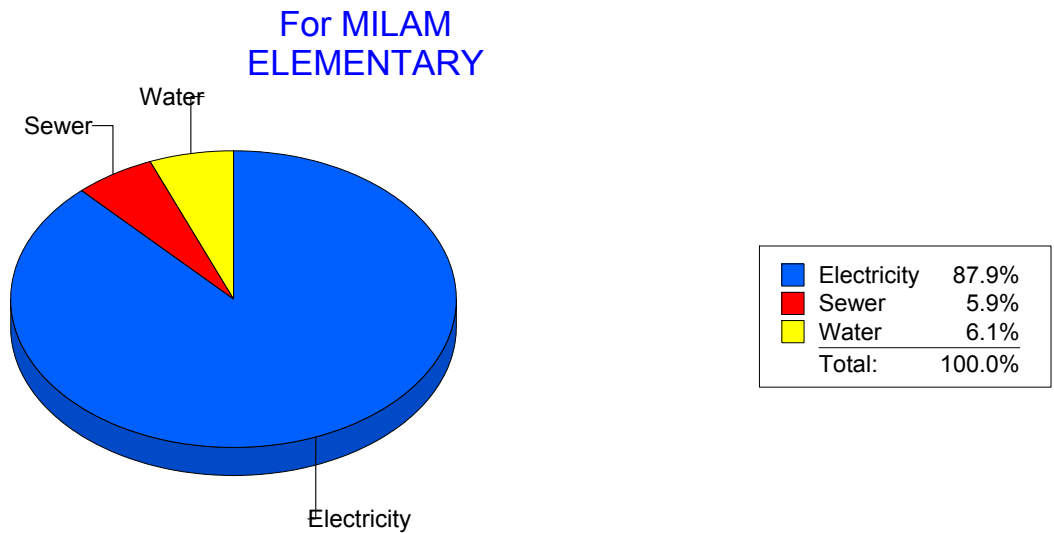
Energy CAP

Cost Avoidance Program

Cost Summary Graph

Grouped by Energy Type

Energy Type	Use	Units	Meter Cost	Special Charges	Total Cost	Avg Unit Cost	% of Total Cost
Site: MILAM ELEMENTARY - MILAM ELEMENTARY							
Electricity	22,440	KWH	\$3,439.26	\$0.00	\$3,439.26	0.1533	87.95%
Water	79	CCF	\$239.74	\$0.00	\$239.74	3.0347	6.13%
Sewer	74	CCF	\$231.59	\$0.00	\$231.59	3.1296	5.92%
Total Cost:			\$3,910.59	\$0.00	\$3,910.59		



Filters: Cost Center Name Not One Of DoNotReport; Billing Period Equal To 200912

elpaso

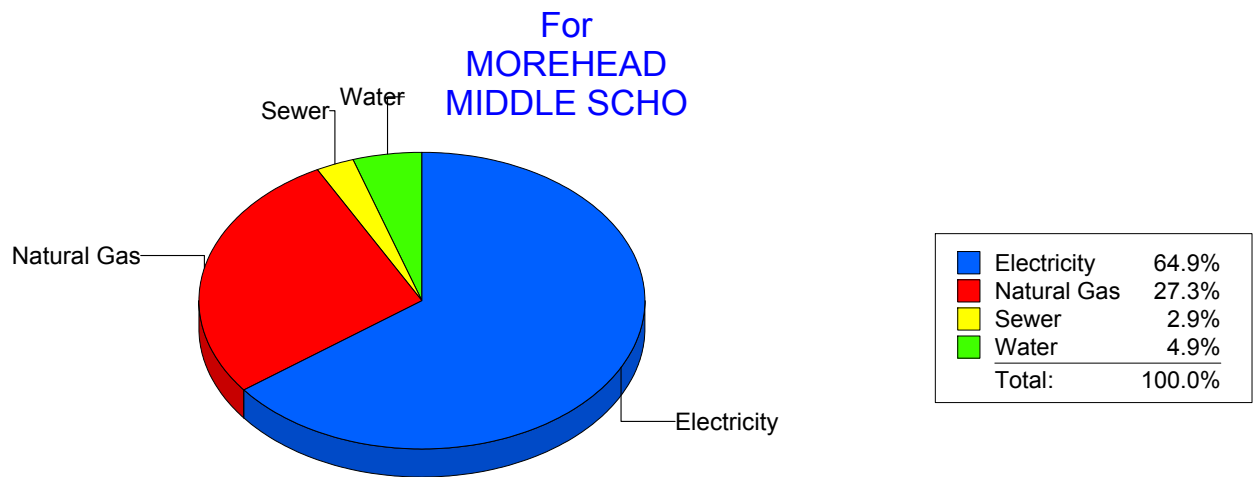
Energy CAP

Cost Avoidance Program

Cost Summary Graph

Grouped by Energy Type

Energy Type	Use	Units	Meter Cost	Special Charges	Total Cost	Avg Unit Cost	% of Total Cost
Site: MOREHEAD MIDDLE SCHO - MOREHEAD MIDDLE SCHO							
Electricity	77,786	KWH	\$8,951.92	\$0.00	\$8,951.92	0.1151	64.85%
Natural Gas	5,586	CCF	\$3,769.92	\$0.00	\$3,769.92	0.6749	27.31%
Water	417	CCF	\$680.61	\$0.00	\$680.61	1.6322	4.93%
Sewer	149	CCF	\$401.18	\$0.00	\$401.18	2.6925	2.91%
Total Cost:			\$13,803.63	\$0.00	\$13,803.63		



Filters: Cost Center Name Not One Of DoNotReport; Billing Period Equal To 200912

elpaso

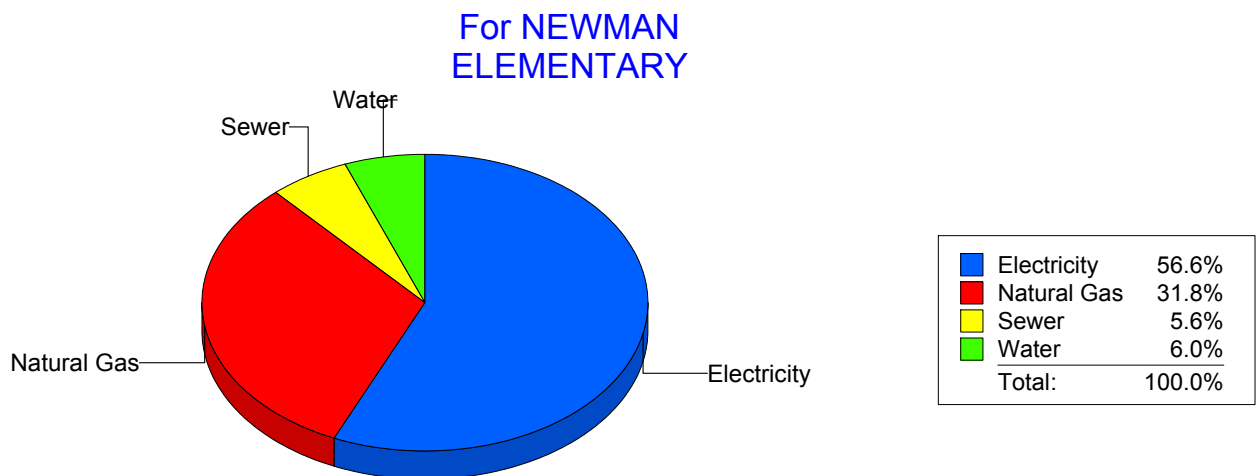
Energy CAP

Cost Avoidance Program

Cost Summary Graph

Grouped by Energy Type

Energy Type	Use	Units	Meter Cost	Special Charges	Total Cost	Avg Unit Cost	% of Total Cost
Site: NEWMAN ELEMENTARY - NEWMAN ELEMENTARY							
Electricity	23,993	KWH	\$3,805.35	\$0.00	\$3,805.35	0.1586	56.63%
Natural Gas	3,042	CCF	\$2,135.62	\$0.00	\$2,135.62	0.7020	31.78%
Water	189	CCF	\$400.82	\$0.00	\$400.82	2.1207	5.96%
Sewer	210	CCF	\$378.42	\$0.00	\$378.42	1.8020	5.63%
Total Cost:			\$6,720.21	\$0.00	\$6,720.21		



Filters: Cost Center Name Not One Of DoNotReport; Billing Period Equal To 200912

elpaso

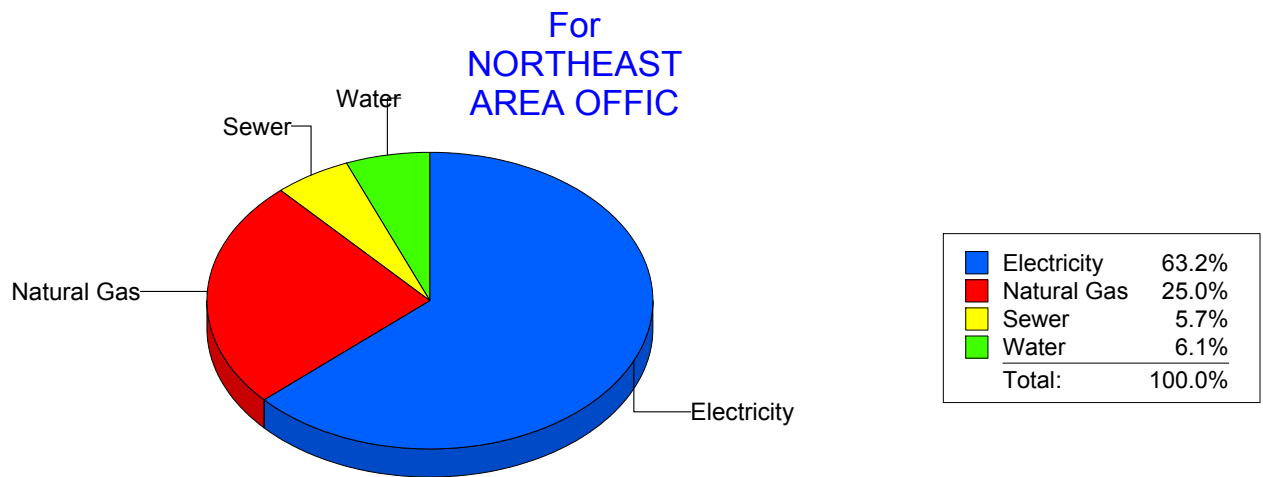
Energy CAP

Cost Avoidance Program

Cost Summary Graph

Grouped by Energy Type

Energy Type	Use	Units	Meter Cost	Special Charges	Total Cost	Avg Unit Cost	% of Total Cost
Site: NORTHEAST AREA OFFIC - NORTHEAST AREA OFFIC							
Electricity	4,040	KWH	\$548.31	\$0.00	\$548.31	0.1357	63.22%
Natural Gas	201	CCF	\$216.75	\$0.00	\$216.75	1.0784	24.99%
Water	7	CCF	\$52.95	\$0.00	\$52.95	7.5643	6.10%
Sewer	7	CCF	\$49.33	\$0.00	\$49.33	7.0471	5.69%
Total Cost:			\$867.34	\$0.00	\$867.34		



Filters: Cost Center Name Not One Of DoNotReport; Billing Period Equal To 200912

elpaso

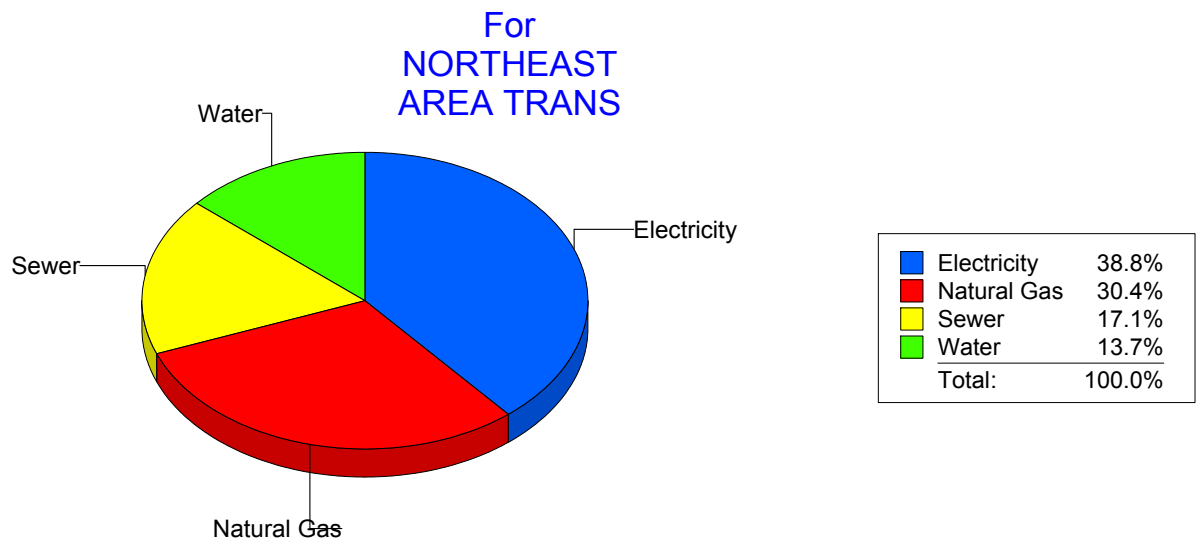
Energy CAP

Cost Avoidance Program

Cost Summary Graph

Grouped by Energy Type

Energy Type	Use	Units	Meter Cost	Special Charges	Total Cost	Avg Unit Cost	% of Total Cost
Site: NORTHEAST AREA TRANS - NORTHEAST AREA TRANS							
Electricity	5,948	KWH	\$700.76	\$0.00	\$700.76	0.1178	38.76%
Natural Gas	733	CCF	\$550.25	\$0.00	\$550.25	0.7507	30.43%
Water	38	CCF	\$248.58	\$0.00	\$248.58	6.5416	13.75%
Sewer	76	CCF	\$308.47	\$0.00	\$308.47	4.0588	17.06%
Total Cost:			\$1,808.06	\$0.00	\$1,808.06		



Filters: Cost Center Name Not One Of DoNotReport; Billing Period Equal To 200912

elpaso

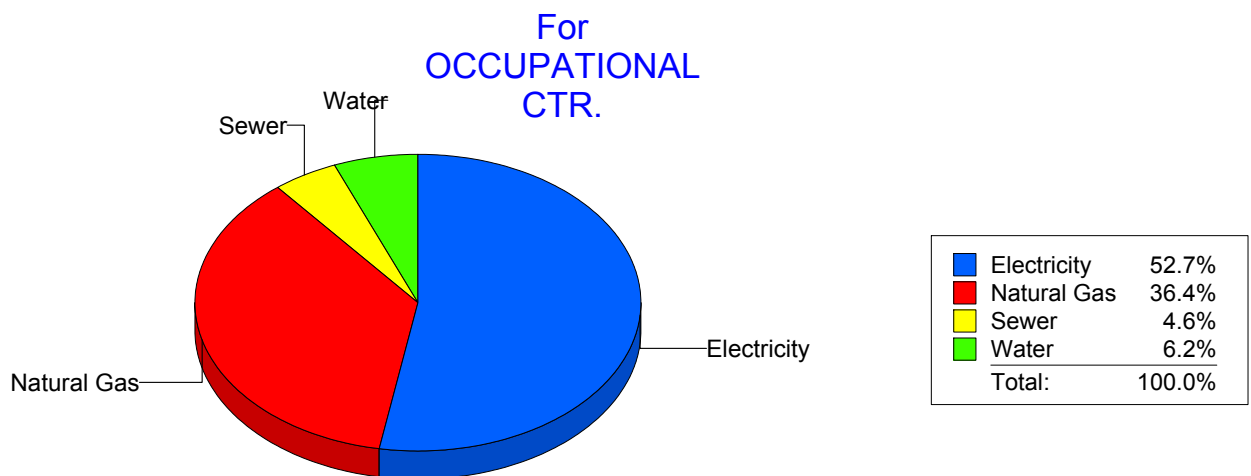
Energy CAP

Cost Avoidance Program

Cost Summary Graph

Grouped by Energy Type

Energy Type	Use	Units	Meter Cost	Special Charges	Total Cost	Avg Unit Cost	% of Total Cost
Site: OCCUPATIONAL CTR. - OCCUPATIONAL CTR.							
Electricity	6,100	KWH	\$837.74	\$0.00	\$837.74	0.1373	52.74%
Natural Gas	811	CCF	\$578.67	\$0.00	\$578.67	0.7135	36.43%
Water	21	CCF	\$98.41	\$0.00	\$98.41	4.6862	6.20%
Sewer	19	CCF	\$73.48	\$0.00	\$73.48	3.8674	4.63%
Total Cost:			\$1,588.30	\$0.00	\$1,588.30		



Filters: Cost Center Name Not One Of DoNotReport; Billing Period Equal To 200912

elpaso

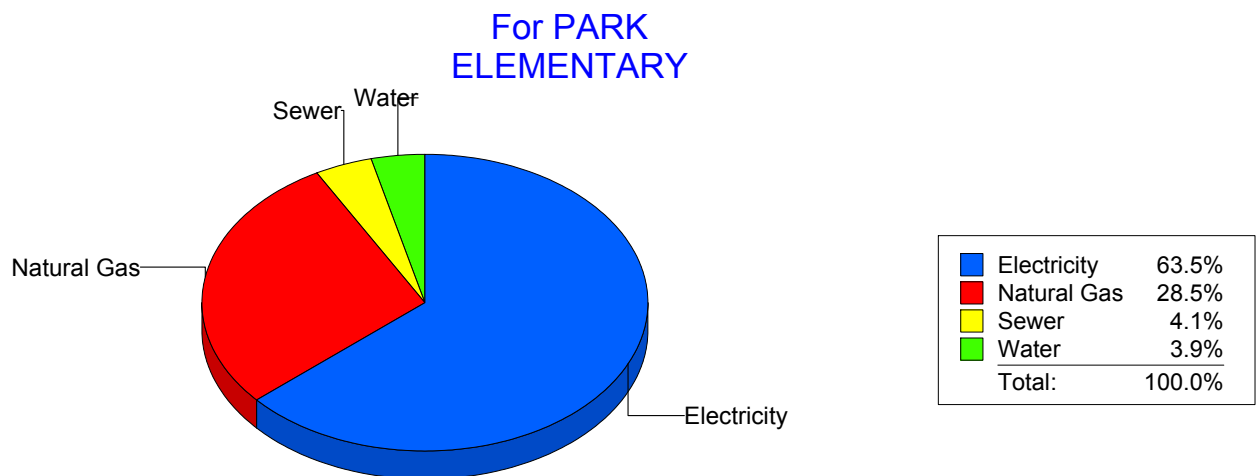
Energy CAP

Cost Avoidance Program

Cost Summary Graph

Grouped by Energy Type

Energy Type	Use	Units	Meter Cost	Special Charges	Total Cost	Avg Unit Cost	% of Total Cost
Site: PARK ELEMENTARY - PARK ELEMENTARY							
Electricity	31,263	KWH	\$4,919.96	\$0.00	\$4,919.96	0.1574	63.50%
Natural Gas	3,147	CCF	\$2,209.65	\$0.00	\$2,209.65	0.7021	28.52%
Water	91	CCF	\$299.52	\$0.00	\$299.52	3.2914	3.87%
Sewer	114	CCF	\$318.74	\$0.00	\$318.74	2.7960	4.11%
Total Cost:			\$7,747.87	\$0.00	\$7,747.87		



Filters: Cost Center Name Not One Of DoNotReport; Billing Period Equal To 200912

elpaso

Energy CAP

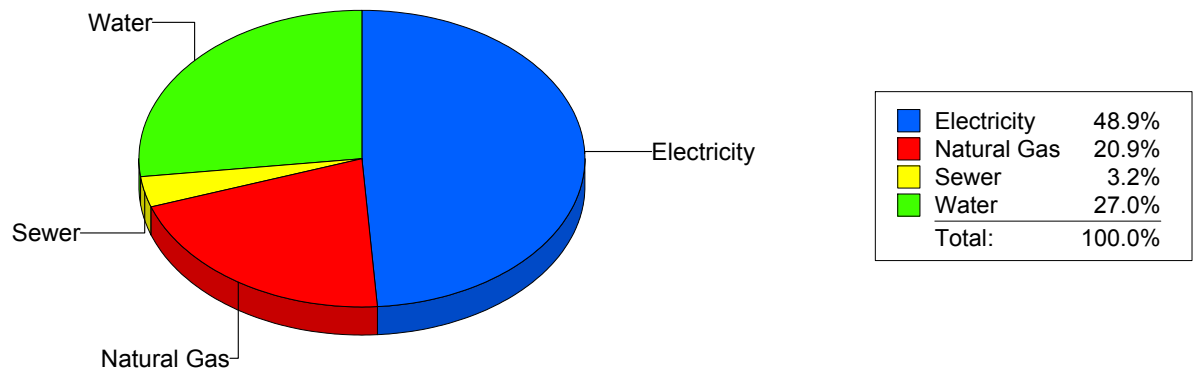
Cost Avoidance Program

Cost Summary Graph

Grouped by Energy Type

Energy Type	Use	Units	Meter Cost	Special Charges	Total Cost	Avg Unit Cost	% of Total Cost
Site: PAUL MORENO - PAUL MORENO							
Electricity	36,300	KWH	\$4,968.36	\$0.00	\$4,968.36	0.1369	48.91%
Natural Gas	5,715	CCF	\$2,122.76	\$0.00	\$2,122.76	0.3714	20.90%
Water	642	CCF	\$2,744.75	\$0.00	\$2,744.75	4.2753	27.02%
Sewer	107	CCF	\$322.98	\$0.00	\$322.98	3.0185	3.18%
Total Cost:			\$10,158.85	\$0.00	\$10,158.85		

For PAUL
MORENO



Filters: Cost Center Name Not One Of DoNotReport; Billing Period Equal To 200912

elpaso

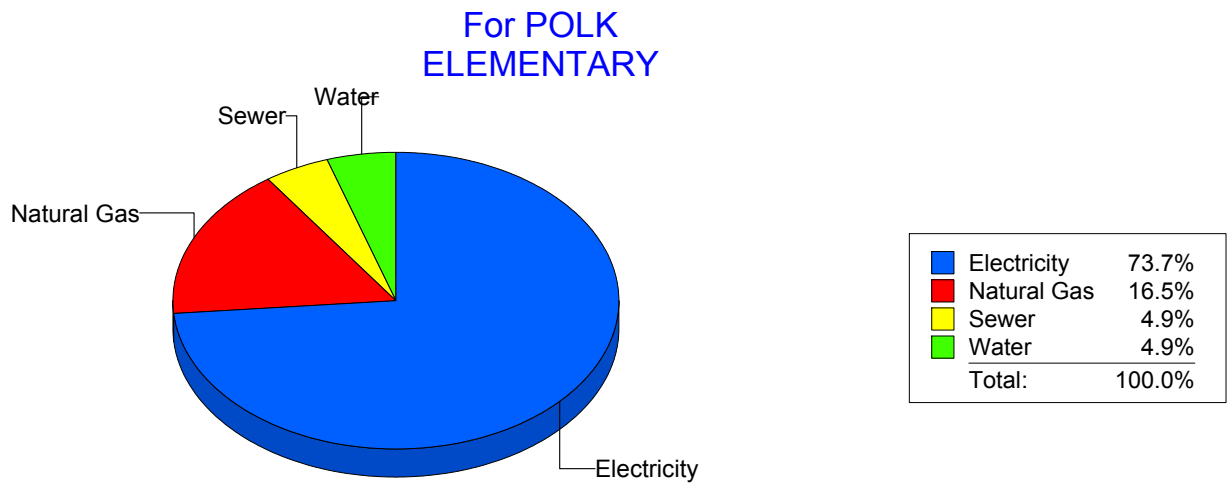
Energy CAP

Cost Avoidance Program

Cost Summary Graph

Grouped by Energy Type

Energy Type	Use	Units	Meter Cost	Special Charges	Total Cost	Avg Unit Cost	% of Total Cost
Site: POLK ELEMENTARY - POLK ELEMENTARY							
Electricity	35,450	KWH	\$5,325.00	\$0.00	\$5,325.00	0.1502	73.73%
Natural Gas	1,671	CCF	\$1,191.56	\$0.00	\$1,191.56	0.7131	16.50%
Water	158	CCF	\$354.29	\$0.00	\$354.29	2.2423	4.91%
Sewer	168	CCF	\$350.97	\$0.00	\$350.97	2.0891	4.86%
Total Cost:			\$7,221.82	\$0.00	\$7,221.82		



Filters: Cost Center Name Not One Of DoNotReport; Billing Period Equal To 200912

elpaso

Energy CAP

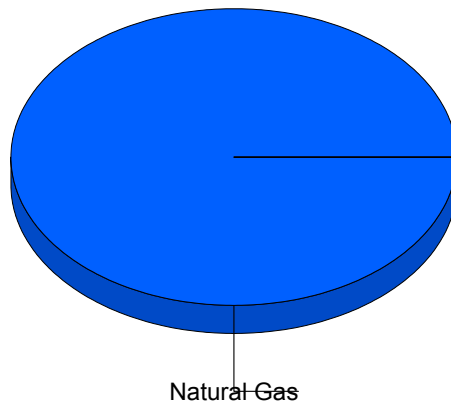
Cost Avoidance Program

Cost Summary Graph

Grouped by Energy Type

Energy Type	Use	Units	Meter Cost	Special Charges	Total Cost	Avg Unit Cost	% of Total Cost
Site: 175 - POWELL							
Natural Gas	2,010	CCF	\$1,505.43	\$0.00	\$1,505.43	0.7490	100.00%
Total Cost:			\$1,505.43	\$0.00	\$1,505.43		

For POWELL



■ Natural Gas	100.0%
Total:	100.0%

Filters: Cost Center Name Not One Of DoNotReport; Billing Period Equal To 200912

elpaso

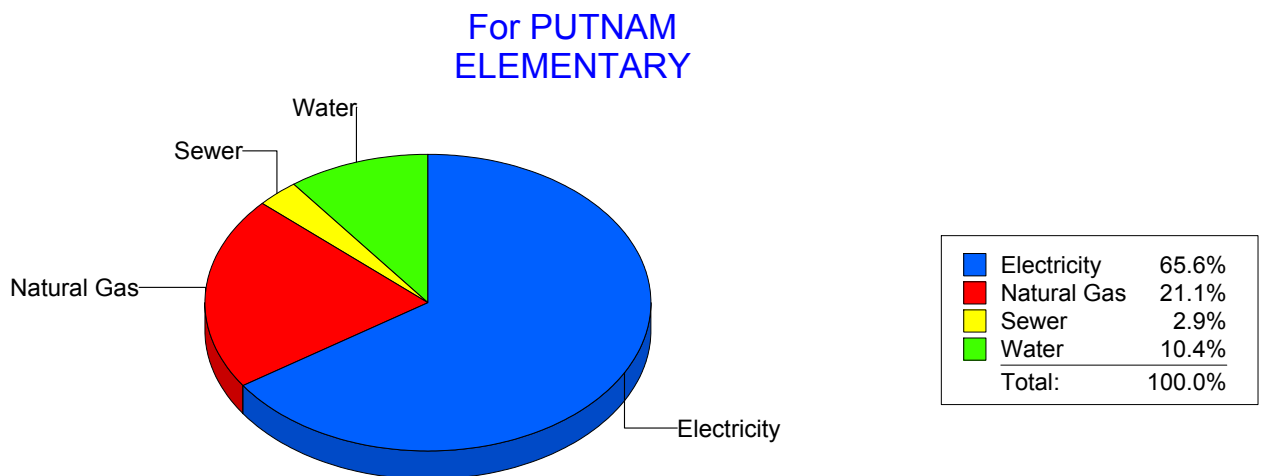
Energy CAP

Cost Avoidance Program

Cost Summary Graph

Grouped by Energy Type

Energy Type	Use	Units	Meter Cost	Special Charges	Total Cost	Avg Unit Cost	% of Total Cost
Site: PUTNAM ELEMENTARY - PUTNAM ELEMENTARY							
Electricity	35,990	KWH	\$5,247.92	\$0.00	\$5,247.92	0.1458	65.65%
Natural Gas	2,411	CCF	\$1,682.80	\$0.00	\$1,682.80	0.6980	21.05%
Water	311	CCF	\$830.37	\$0.00	\$830.37	2.6700	10.39%
Sewer	126	CCF	\$232.74	\$0.00	\$232.74	1.8471	2.91%
Total Cost:			\$7,993.83	\$0.00	\$7,993.83		



Filters: Cost Center Name Not One Of DoNotReport; Billing Period Equal To 200912

elpaso

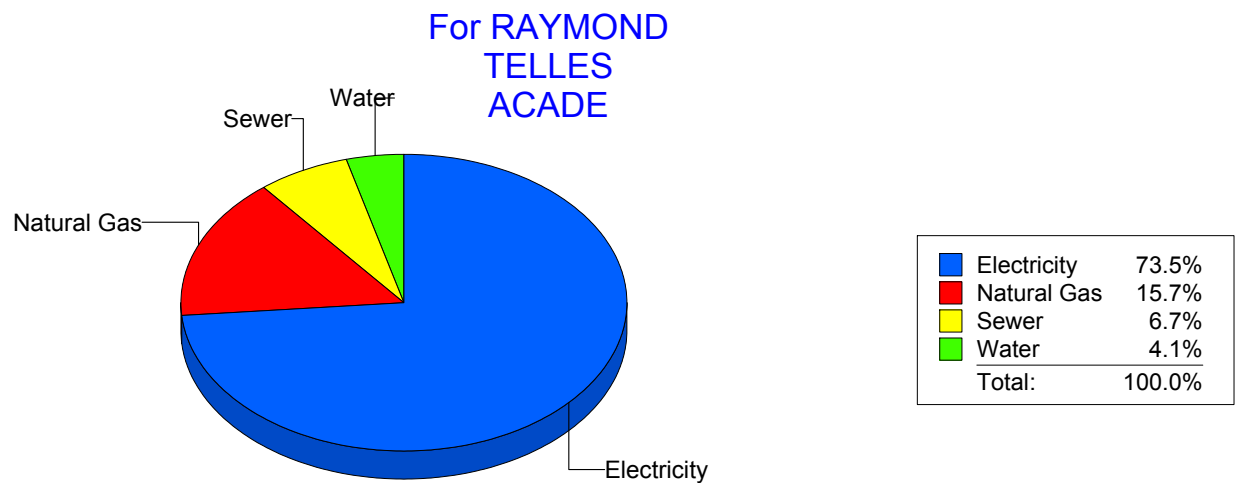
Energy CAP

Cost Avoidance Program

Cost Summary Graph

Grouped by Energy Type

Energy Type	Use	Units	Meter Cost	Special Charges	Total Cost	Avg Unit Cost	% of Total Cost
Site: RAYMOND TELLES ACADE - RAYMOND TELLES ACADE							
Electricity	35,400	KWH	\$4,342.10	\$0.00	\$4,342.10	0.1227	73.51%
Natural Gas	1,329	CCF	\$927.72	\$0.00	\$927.72	0.6981	15.71%
Water	82	CCF	\$244.09	\$0.00	\$244.09	2.9767	4.13%
Sewer	201	CCF	\$392.88	\$0.00	\$392.88	1.9546	6.65%
Total Cost:			\$5,906.79	\$0.00	\$5,906.79		



Filters: Cost Center Name Not One Of DoNotReport; Billing Period Equal To 200912

elpaso

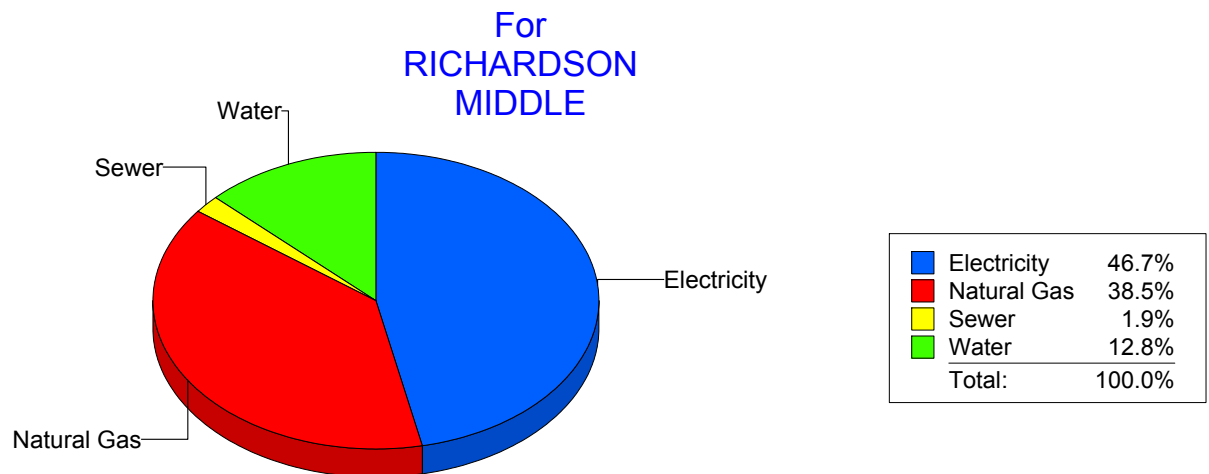
Energy CAP

Cost Avoidance Program

Cost Summary Graph

Grouped by Energy Type

Energy Type	Use	Units	Meter Cost	Special Charges	Total Cost	Avg Unit Cost	% of Total Cost
Site: RICHARDSON MIDDLE - RICHARDSON MIDDLE							
Electricity	61,500	KWH	\$7,488.53	\$0.00	\$7,488.53	0.1218	46.73%
Natural Gas	9,207	CCF	\$6,172.99	\$0.00	\$6,172.99	0.6705	38.52%
Water	475	CCF	\$2,058.78	\$0.00	\$2,058.78	4.3343	12.85%
Sewer	132	CCF	\$305.25	\$0.00	\$305.25	2.3125	1.90%
Total Cost:			\$16,025.55	\$0.00	\$16,025.55		



Filters: Cost Center Name Not One Of DoNotReport; Billing Period Equal To 200912

elpaso

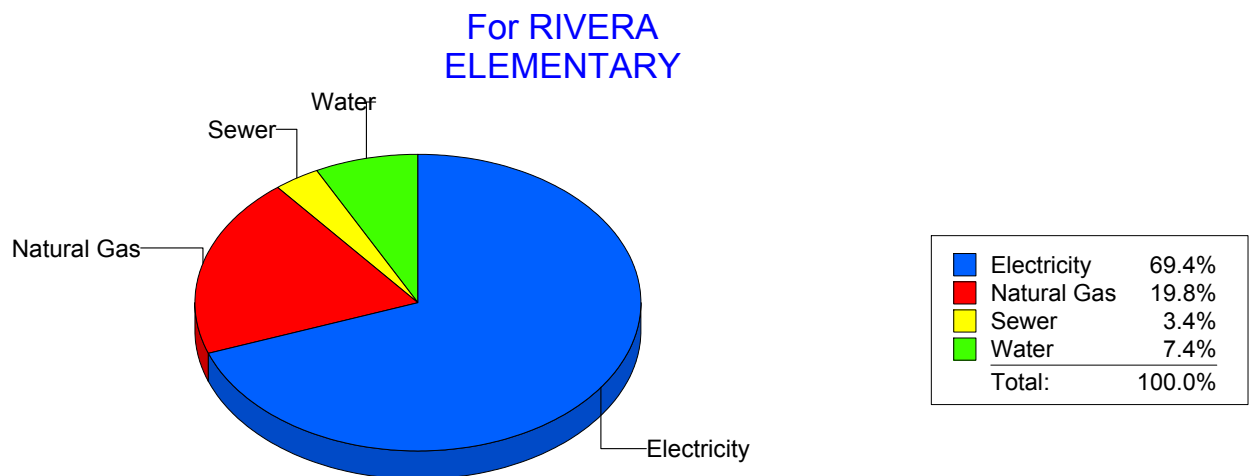
Energy CAP

Cost Avoidance Program

Cost Summary Graph

Grouped by Energy Type

Energy Type	Use	Units	Meter Cost	Special Charges	Total Cost	Avg Unit Cost	% of Total Cost
Site: RIVERA ELEMENTARY - RIVERA ELEMENTARY							
Electricity	42,600	KWH	\$5,842.14	\$0.00	\$5,842.14	0.1371	69.37%
Natural Gas	2,388	CCF	\$1,666.75	\$0.00	\$1,666.75	0.6980	19.79%
Water	228	CCF	\$625.44	\$0.00	\$625.44	2.7432	7.43%
Sewer	118	CCF	\$287.47	\$0.00	\$287.47	2.4362	3.41%
Total Cost:			\$8,421.80	\$0.00	\$8,421.80		



Filters: Cost Center Name Not One Of DoNotReport; Billing Period Equal To 200912

elpaso

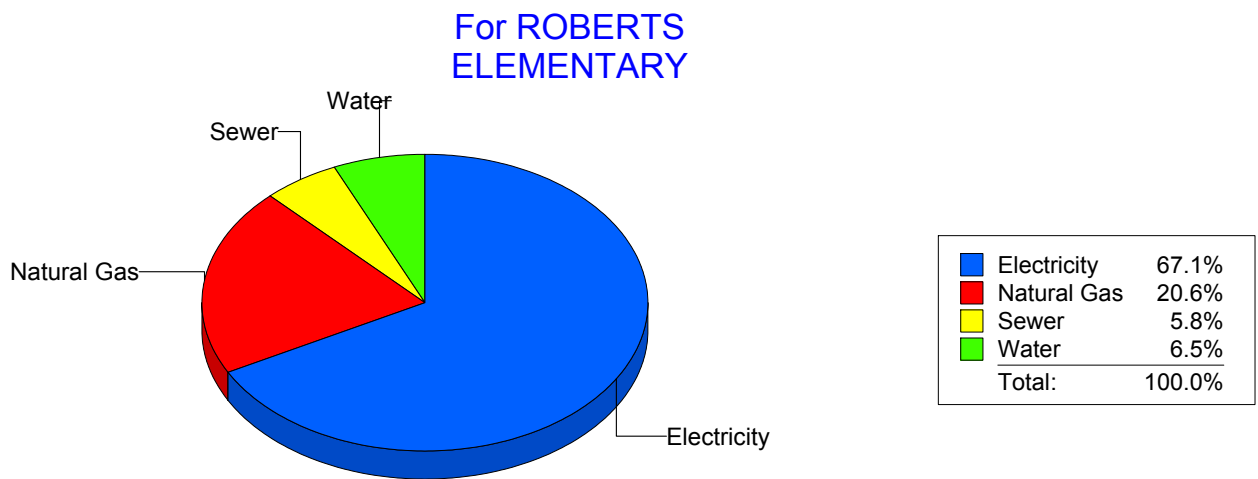
Energy CAP

Cost Avoidance Program

Cost Summary Graph

Grouped by Energy Type

Energy Type	Use	Units	Meter Cost	Special Charges	Total Cost	Avg Unit Cost	% of Total Cost
Site: ROBERTS ELEMENTARY - ROBERTS ELEMENTARY							
Electricity	44,652	KWH	\$5,273.38	\$0.00	\$5,273.38	0.1181	67.11%
Natural Gas	2,312	CCF	\$1,614.95	\$0.00	\$1,614.95	0.6985	20.55%
Water	250	CCF	\$512.99	\$0.00	\$512.99	2.0520	6.53%
Sewer	243	CCF	\$456.33	\$0.00	\$456.33	1.8779	5.81%
Total Cost:			\$7,857.65	\$0.00	\$7,857.65		



Filters: Cost Center Name Not One Of DoNotReport; Billing Period Equal To 200912

elpaso

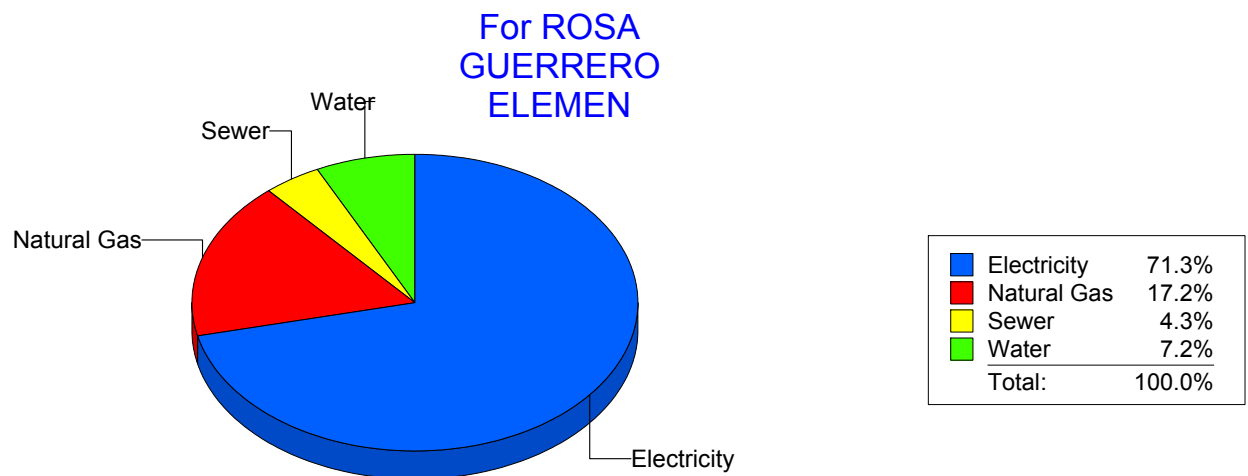
Energy CAP

Cost Avoidance Program

Cost Summary Graph

Grouped by Energy Type

Energy Type	Use	Units	Meter Cost	Special Charges	Total Cost	Avg Unit Cost	% of Total Cost
Site: ROSA GUERRERO ELEMEN - ROSA GUERRERO ELEMEN							
Electricity	44,340	KWH	\$6,550.63	\$0.00	\$6,550.63	0.1477	71.30%
Natural Gas	11,103	CCF	\$1,581.42	\$0.00	\$1,581.42	0.1424	17.21%
Water	434	CCF	\$662.16	\$0.00	\$662.16	1.5257	7.21%
Sewer	152	CCF	\$392.89	\$0.00	\$392.89	2.5848	4.28%
Total Cost:			\$9,187.10	\$0.00	\$9,187.10		



Filters: Cost Center Name Not One Of DoNotReport; Billing Period Equal To 200912

elpaso

Energy CAP

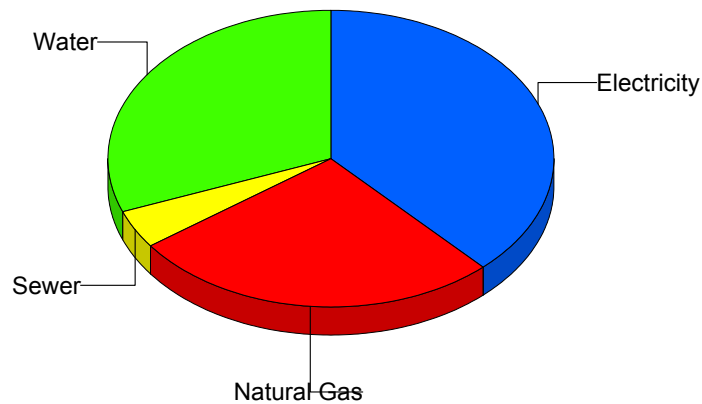
Cost Avoidance Program

Cost Summary Graph

Grouped by Energy Type

Energy Type	Use	Units	Meter Cost	Special Charges	Total Cost	Avg Unit Cost	% of Total Cost
Site: ROSS MIDDLE SCHOOL - ROSS MIDDLE SCHOOL							
Electricity	41,616	KWH	\$6,440.26	\$0.00	\$6,440.26	0.1548	37.97%
Natural Gas	6,806	CCF	\$4,579.57	\$0.00	\$4,579.57	0.6729	27.00%
Water	1,724	CCF	\$5,234.27	\$0.00	\$5,234.27	3.0361	30.86%
Sewer	448	CCF	\$706.57	\$0.00	\$706.57	1.5772	4.17%
Total Cost:			\$16,960.67	\$0.00	\$16,960.67		

For ROSS
MIDDLE
SCHOOL



Electricity	38.0%
Natural Gas	27.0%
Sewer	4.2%
Water	30.9%
Total:	100.0%

Filters: Cost Center Name Not One Of DoNotReport; Billing Period Equal To 200912

elpaso

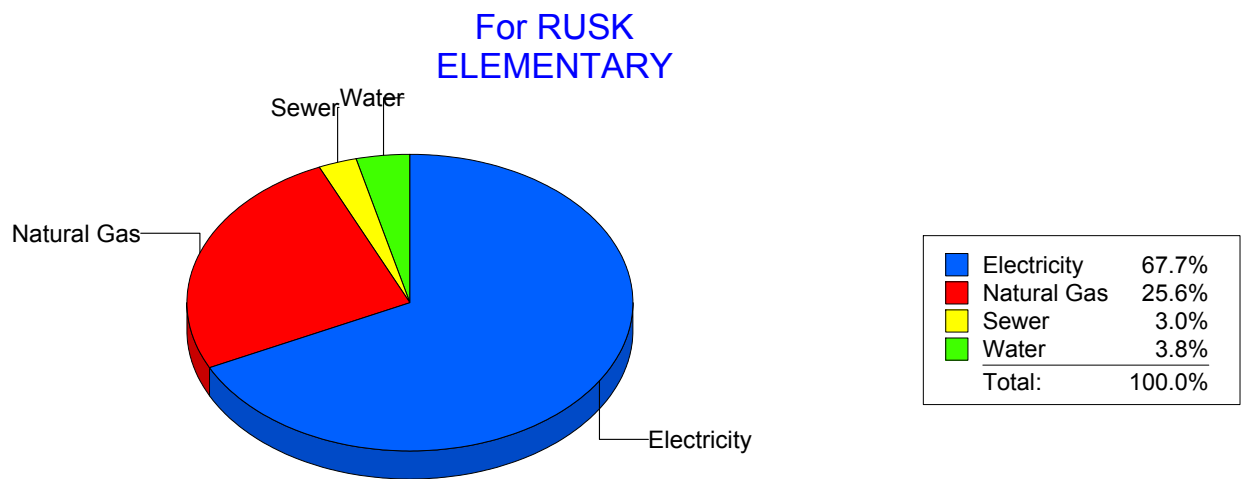
Energy CAP

Cost Avoidance Program

Cost Summary Graph

Grouped by Energy Type

Energy Type	Use	Units	Meter Cost	Special Charges	Total Cost	Avg Unit Cost	% of Total Cost
Site: RUSK ELEMENTARY - RUSK ELEMENTARY							
Electricity	28,900	KWH	\$4,174.75	\$0.00	\$4,174.75	0.1445	67.66%
Natural Gas	2,259	CCF	\$1,579.43	\$0.00	\$1,579.43	0.6992	25.60%
Water	110	CCF	\$232.83	\$0.00	\$232.83	2.1166	3.77%
Sewer	87	CCF	\$182.84	\$0.00	\$182.84	2.1016	2.96%
Total Cost:			\$6,169.85	\$0.00	\$6,169.85		



Filters: Cost Center Name Not One Of DoNotReport; Billing Period Equal To 200912

elpaso

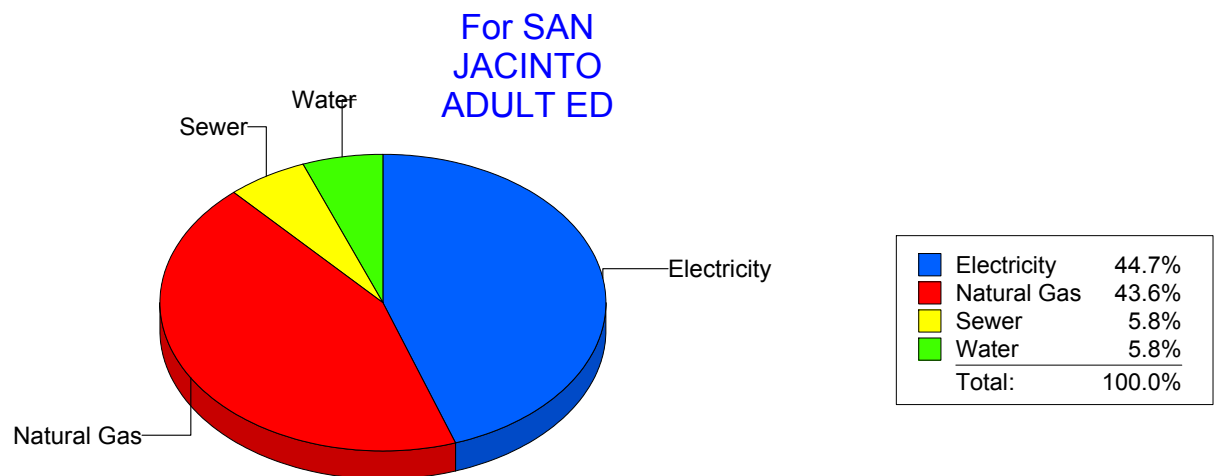
Energy CAP

Cost Avoidance Program

Cost Summary Graph

Grouped by Energy Type

Energy Type	Use	Units	Meter Cost	Special Charges	Total Cost	Avg Unit Cost	% of Total Cost
Site: SAN JACINTO ADULT ED - SAN JACINTO ADULT ED							
Electricity	5,100	KWH	\$889.40	\$0.00	\$889.40	0.1744	44.74%
Natural Gas	1,239	CCF	\$866.74	\$0.00	\$866.74	0.6995	43.60%
Water	37	CCF	\$116.28	\$0.00	\$116.28	3.1427	5.85%
Sewer	42	CCF	\$115.58	\$0.00	\$115.58	2.7519	5.81%
Total Cost:			\$1,988.00	\$0.00	\$1,988.00		



Filters: Cost Center Name Not One Of DoNotReport; Billing Period Equal To 200912

elpaso

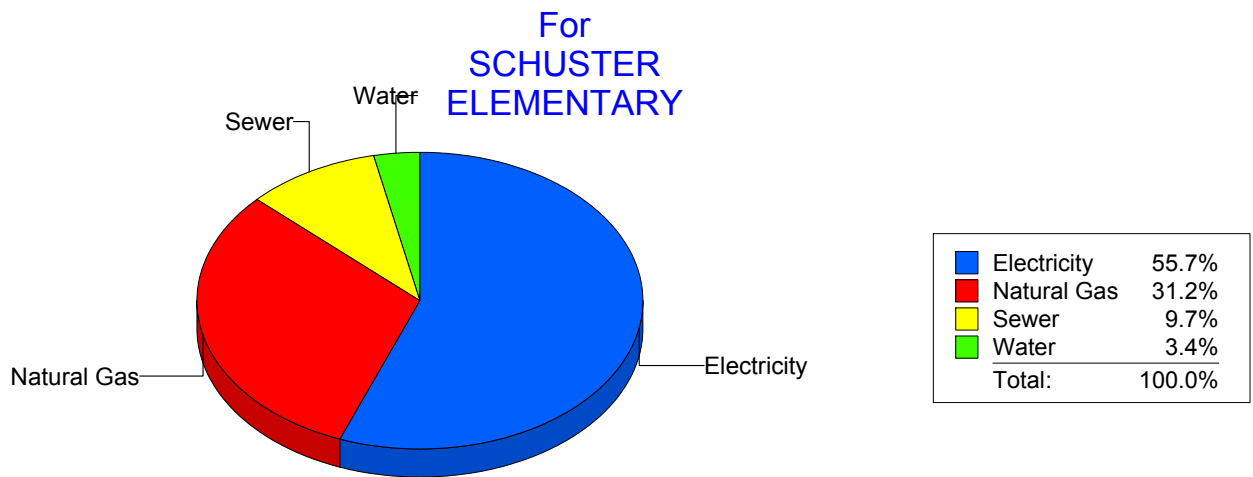
Energy CAP

Cost Avoidance Program

Cost Summary Graph

Grouped by Energy Type

Energy Type	Use	Units	Meter Cost	Special Charges	Total Cost	Avg Unit Cost	% of Total Cost
Site: SCHUSTER ELEMENTARY - SCHUSTER ELEMENTARY							
Electricity	15,860	KWH	\$2,105.64	\$0.00	\$2,105.64	0.1328	55.73%
Natural Gas	1,700	CCF	\$1,177.73	\$0.00	\$1,177.73	0.6928	31.17%
Water	46	CCF	\$129.33	\$0.00	\$129.33	2.8115	3.42%
Sewer	239	CCF	\$365.77	\$0.00	\$365.77	1.5304	9.68%
Total Cost:			\$3,778.47	\$0.00	\$3,778.47		



Filters: Cost Center Name Not One Of DoNotReport; Billing Period Equal To 200912

elpaso

Energy CAP

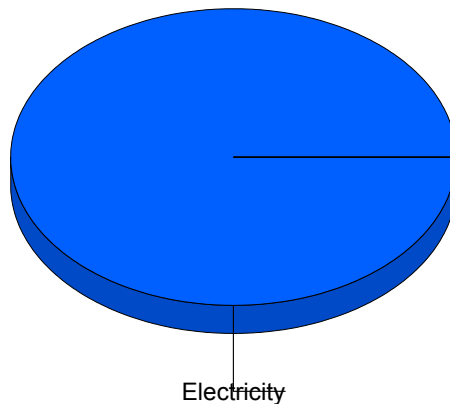
Cost Avoidance Program

Cost Summary Graph

Grouped by Energy Type

Energy Type	Use	Units	Meter Cost	Special Charges	Total Cost	Avg Unit Cost	% of Total Cost
Site: SKYPARKIB1 - Sky Park I B1							
Electricity	3,814 KWH		\$544.51	\$0.00	\$544.51	0.1428	100.00%
Total Cost:			\$544.51	\$0.00	\$544.51		

For Sky Park I
B1



■ Electricity	100.0%
Total:	100.0%

Filters: Cost Center Name Not One Of DoNotReport; Billing Period Equal To 200912

elpaso

Energy CAP

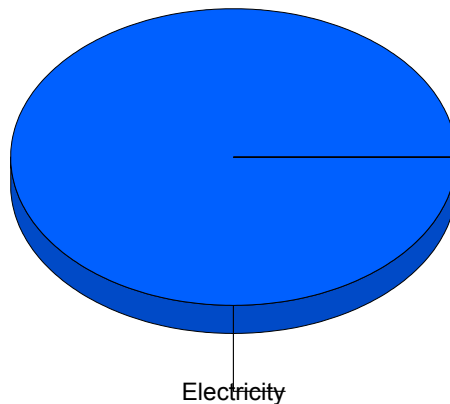
Cost Avoidance Program

Cost Summary Graph

Grouped by Energy Type

Energy Type	Use	Units	Meter Cost	Special Charges	Total Cost	Avg Unit Cost	% of Total Cost
Site: SKYPARK - Skypark							
Electricity	1,829	KWH	\$274.02	\$0.00	\$274.02	0.1498	100.00%
Total Cost:			\$274.02	\$0.00	\$274.02		

For Skypark



■ Electricity	100.0%
Total:	100.0%

Filters: Cost Center Name Not One Of DoNotReport; Billing Period Equal To 200912

elpaso

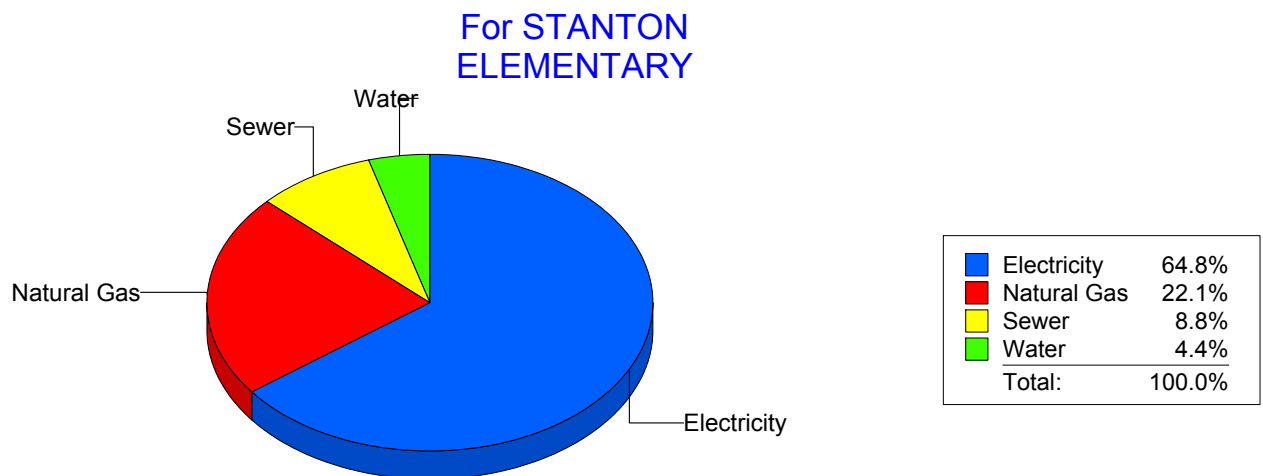
Energy CAP

Cost Avoidance Program

Cost Summary Graph

Grouped by Energy Type

Energy Type	Use	Units	Meter Cost	Special Charges	Total Cost	Avg Unit Cost	% of Total Cost
Site: STANTON ELEMENTARY - STANTON ELEMENTARY							
Electricity	25,680	KWH	\$3,828.86	\$0.00	\$3,828.86	0.1491	64.77%
Natural Gas	1,846	CCF	\$1,303.79	\$0.00	\$1,303.79	0.7063	22.05%
Water	105	CCF	\$257.19	\$0.00	\$257.19	2.4494	4.35%
Sewer	321	CCF	\$521.93	\$0.00	\$521.93	1.6260	8.83%
Total Cost:			\$5,911.77	\$0.00	\$5,911.77		



Filters: Cost Center Name Not One Of DoNotReport; Billing Period Equal To 200912

elpaso

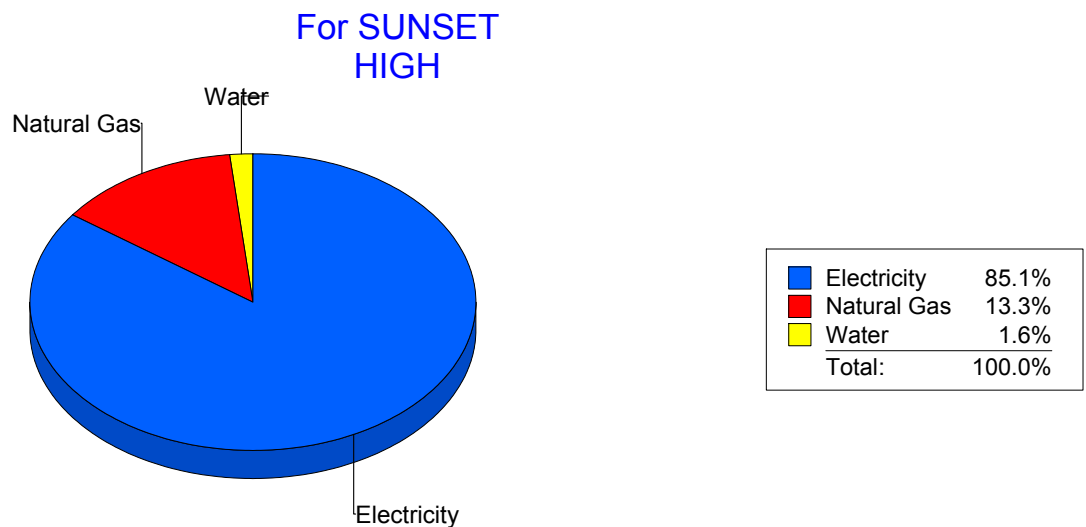
Energy CAP

Cost Avoidance Program

Cost Summary Graph

Grouped by Energy Type

Energy Type	Use	Units	Meter Cost	Special Charges	Total Cost	Avg Unit Cost	% of Total Cost
Site: SUNSET HIGH - SUNSET HIGH							
Electricity	23,920	KWH	\$3,691.45	\$0.00	\$3,691.45	0.1543	85.06%
Natural Gas	809	CCF	\$577.21	\$0.00	\$577.21	0.7135	13.30%
Water	6	CCF	\$71.33	\$0.00	\$71.33	11.8883	1.64%
Total Cost:			\$4,339.99	\$0.00	\$4,339.99		



Filters: Cost Center Name Not One Of DoNotReport; Billing Period Equal To 200912

elpaso

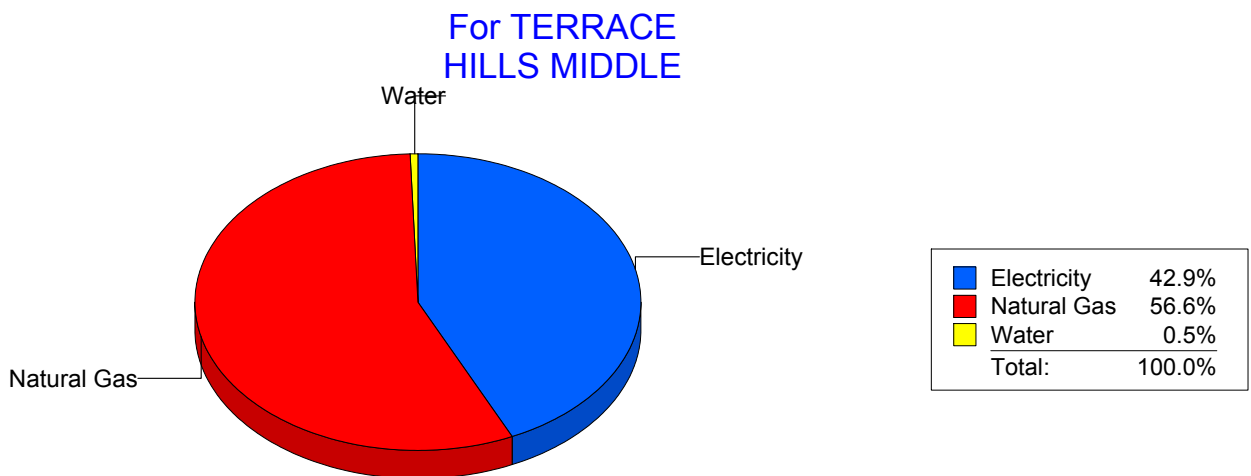
Energy CAP

Cost Avoidance Program

Cost Summary Graph

Grouped by Energy Type

Energy Type	Use	Units	Meter Cost	Special Charges	Total Cost	Avg Unit Cost	% of Total Cost
Site: TERRACE HILLS MIDDLE - TERRACE HILLS MIDDLE							
Electricity	27,000	KWH	\$3,420.79	\$0.00	\$3,420.79	0.1267	42.95%
Natural Gas	6,641	CCF	\$4,507.56	\$0.00	\$4,507.56	0.6787	56.59%
Water	0	CCF	\$36.36	\$0.00	\$36.36	0.0000	0.46%
Total Cost:			\$7,964.71	\$0.00	\$7,964.71		



Filters: Cost Center Name Not One Of DoNotReport; Billing Period Equal To 200912

elpaso

Energy CAP

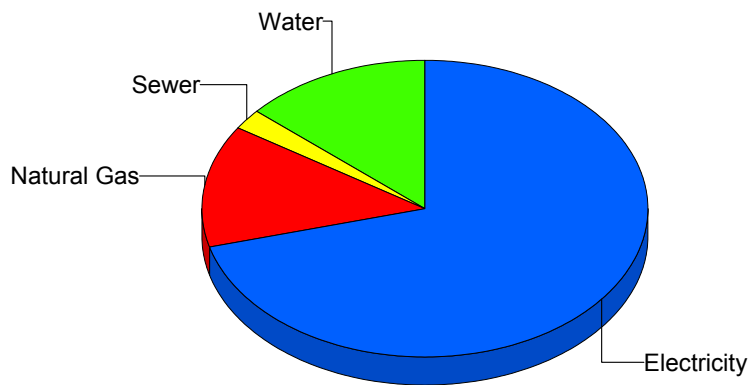
Cost Avoidance Program

Cost Summary Graph

Grouped by Energy Type

Energy Type	Use	Units	Meter Cost	Special Charges	Total Cost	Avg Unit Cost	% of Total Cost
Site: TIPPIN - TIPPIN ELEMENTARY							
Electricity	58,560	KWH	\$7,776.25	\$0.00	\$7,776.25	0.1328	70.86%
Natural Gas	2,125	CCF	\$1,464.11	\$0.00	\$1,464.11	0.6890	13.34%
Water	335	CCF	\$1,500.95	\$0.00	\$1,500.95	4.4804	13.68%
Sewer	75	CCF	\$232.86	\$0.00	\$232.86	3.1048	2.12%
Total Cost:			\$10,974.17	\$0.00	\$10,974.17		

For TIPPIN
ELEMENTARY



Filters: Cost Center Name Not One Of DoNotReport; Billing Period Equal To 200912

elpaso

Energy CAP

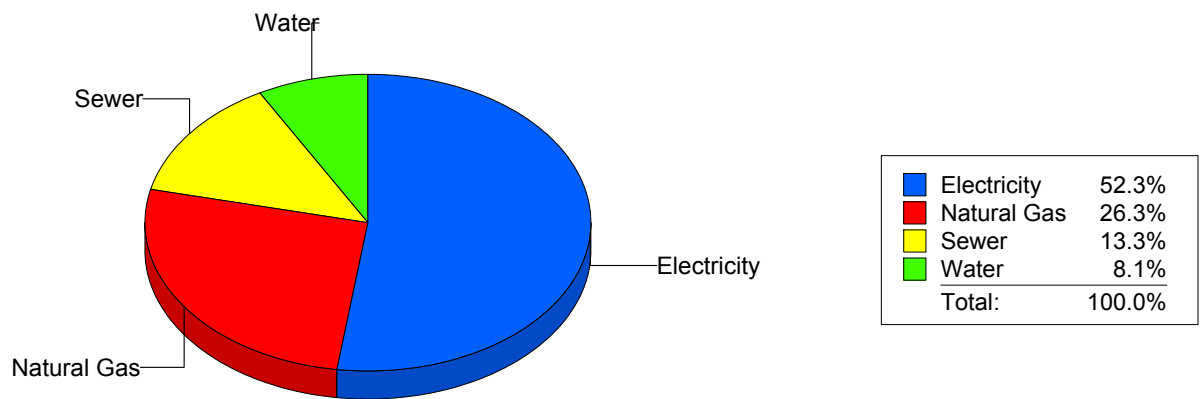
Cost Avoidance Program

Cost Summary Graph

Grouped by Energy Type

Energy Type	Use	Units	Meter Cost	Special Charges	Total Cost	Avg Unit Cost	% of Total Cost
Site: 178 - Tom Lea							
Electricity	59,520	KWH	\$6,162.75	\$0.00	\$6,162.75	0.1035	52.29%
Natural Gas	4,556	CCF	\$3,098.93	\$0.00	\$3,098.93	0.6802	26.29%
Water	168	CCF	\$954.15	\$0.00	\$954.15	5.6795	8.10%
Sewer	870	CCF	\$1,570.79	\$0.00	\$1,570.79	1.8055	13.33%
Total Cost:			\$11,786.62	\$0.00	\$11,786.62		

For Tom Lea



Filters: Cost Center Name Not One Of DoNotReport; Billing Period Equal To 200912

elpaso

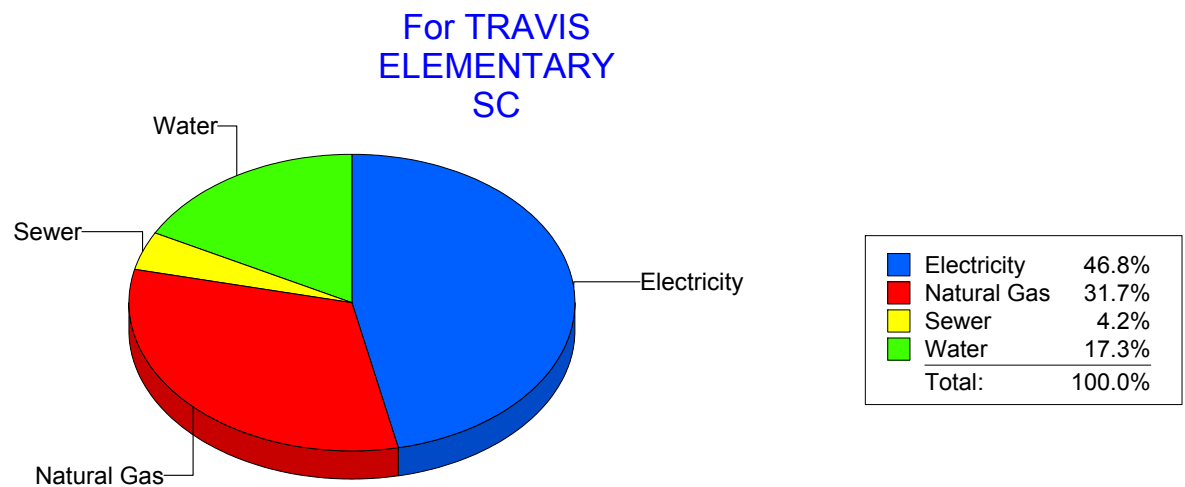
Energy CAP

Cost Avoidance Program

Cost Summary Graph

Grouped by Energy Type

Energy Type	Use	Units	Meter Cost	Special Charges	Total Cost	Avg Unit Cost	% of Total Cost
Site: TRAVIS ELEMENTARY SC - TRAVIS ELEMENTARY SC							
Electricity	20,524	KWH	\$2,817.59	\$0.00	\$2,817.59	0.1373	46.78%
Natural Gas	2,749	CCF	\$1,908.73	\$0.00	\$1,908.73	0.6943	31.69%
Water	253	CCF	\$1,041.36	\$0.00	\$1,041.36	4.1160	17.29%
Sewer	113	CCF	\$255.23	\$0.00	\$255.23	2.2587	4.24%
Total Cost:			\$6,022.91	\$0.00	\$6,022.91		



Filters: Cost Center Name Not One Of DoNotReport; Billing Period Equal To 200912

elpaso

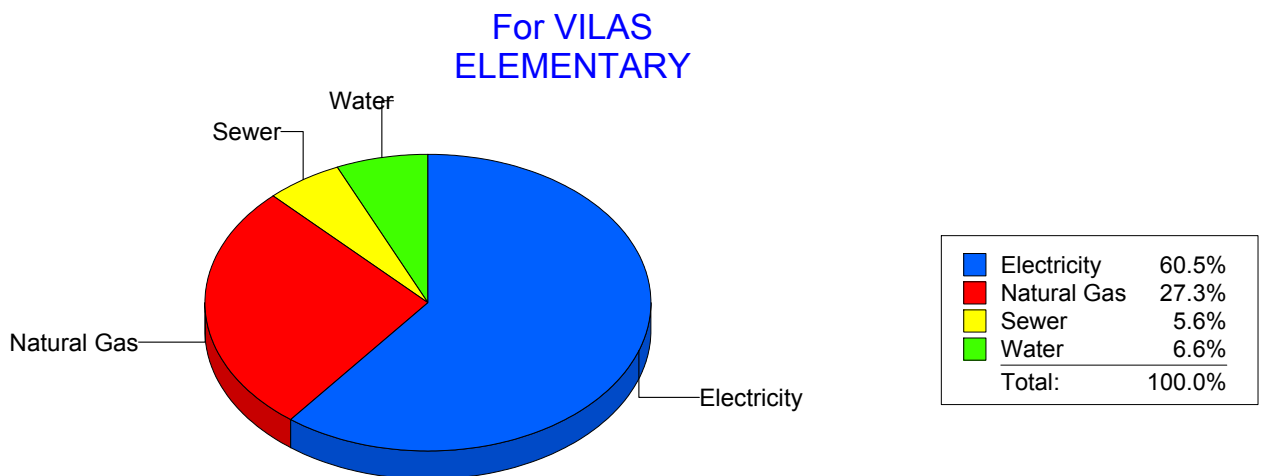
Energy CAP

Cost Avoidance Program

Cost Summary Graph

Grouped by Energy Type

Energy Type	Use	Units	Meter Cost	Special Charges	Total Cost	Avg Unit Cost	% of Total Cost
Site: VILAS ELEMENTARY - VILAS ELEMENTARY							
Electricity	27,281	KWH	\$4,032.81	\$0.00	\$4,032.81	0.1478	60.48%
Natural Gas	2,520	CCF	\$1,818.09	\$0.00	\$1,818.09	0.7215	27.27%
Water	125	CCF	\$442.47	\$0.00	\$442.47	3.5398	6.64%
Sewer	91	CCF	\$374.64	\$0.00	\$374.64	4.1169	5.62%
Total Cost:			\$6,668.01	\$0.00	\$6,668.01		



Filters: Cost Center Name Not One Of DoNotReport; Billing Period Equal To 200912

elpaso

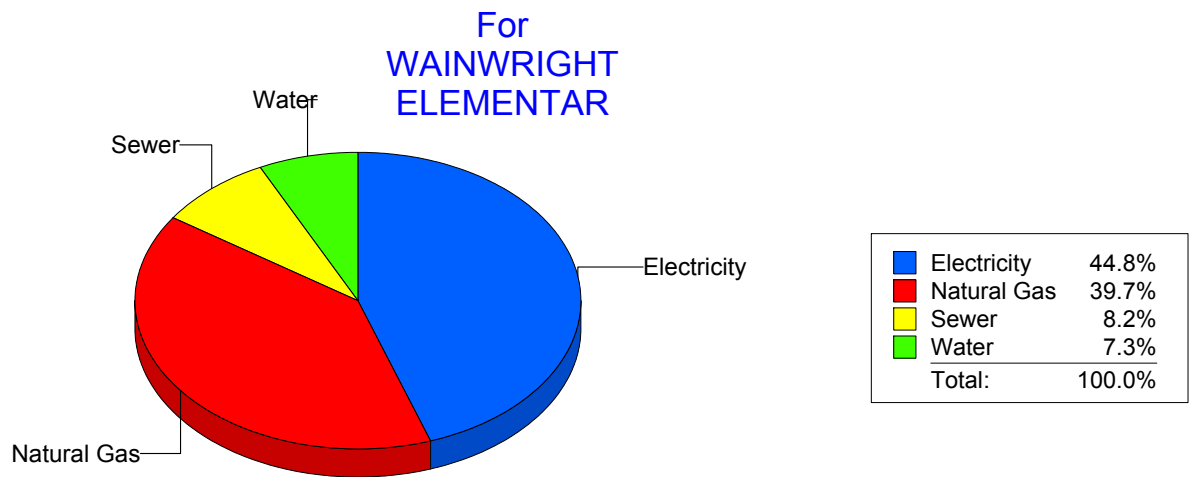
Energy CAP

Cost Avoidance Program

Cost Summary Graph

Grouped by Energy Type

Energy Type	Use	Units	Meter Cost	Special Charges	Total Cost	Avg Unit Cost	% of Total Cost
Site: WAINWRIGHT ELEMENTAR - WAINWRIGHT ELEMENTAR							
Electricity	5,143	KWH	\$927.16	\$0.00	\$927.16	0.1803	44.79%
Natural Gas	1,075	CCF	\$822.21	\$0.00	\$822.21	0.7648	39.72%
Water	10	CCF	\$150.46	\$0.00	\$150.46	15.0460	7.27%
Sewer	28	CCF	\$170.15	\$0.00	\$170.15	6.0768	8.22%
Total Cost:			\$2,069.98	\$0.00	\$2,069.98		



Filters: Cost Center Name Not One Of DoNotReport; Billing Period Equal To 200912

elpaso

Energy CAP

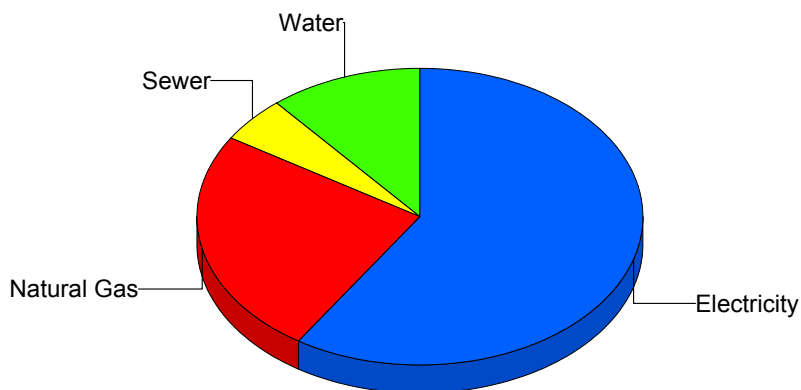
Cost Avoidance Program

Cost Summary Graph

Grouped by Energy Type

Energy Type	Use	Units	Meter Cost	Special Charges	Total Cost	Avg Unit Cost	% of Total Cost
Site: WESTERN HILLS ELEMEN - WESTERN HILLS ELEMEN							
Electricity	38,520	KWH	\$4,696.36	\$0.00	\$4,696.36	0.1219	59.19%
Natural Gas	2,863	CCF	\$1,961.43	\$0.00	\$1,961.43	0.6851	24.72%
Water	323	CCF	\$871.10	\$0.00	\$871.10	2.6969	10.98%
Sewer	68	CCF	\$405.26	\$0.00	\$405.26	5.9597	5.11%
Total Cost:			\$7,934.15	\$0.00	\$7,934.15		

For WESTERN
HILLS ELEMEN



Electricity	59.2%
Natural Gas	24.7%
Sewer	5.1%
Water	11.0%
Total:	100.0%

Filters: Cost Center Name Not One Of DoNotReport; Billing Period Equal To 200912

el Paso

Energy CAP

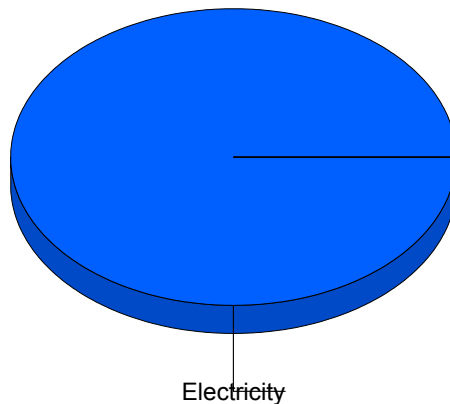
Cost Avoidance Program

Cost Summary Graph

Grouped by Energy Type

Energy Type	Use	Units	Meter Cost	Special Charges	Total Cost	Avg Unit Cost	% of Total Cost
Site: WESTSIDE TRANSPORTAT - WESTSIDE TRANSPORTAT							
Electricity		2,001 KWH	\$332.56	\$0.00	\$332.56	0.1662	100.00%
Total Cost:			\$332.56	\$0.00	\$332.56		

For WESTSIDE
TRANSPORTAT



■ Electricity	100.0%
Total:	100.0%

Filters: Cost Center Name Not One Of DoNotReport; Billing Period Equal To 200912

elpaso

Energy CAP

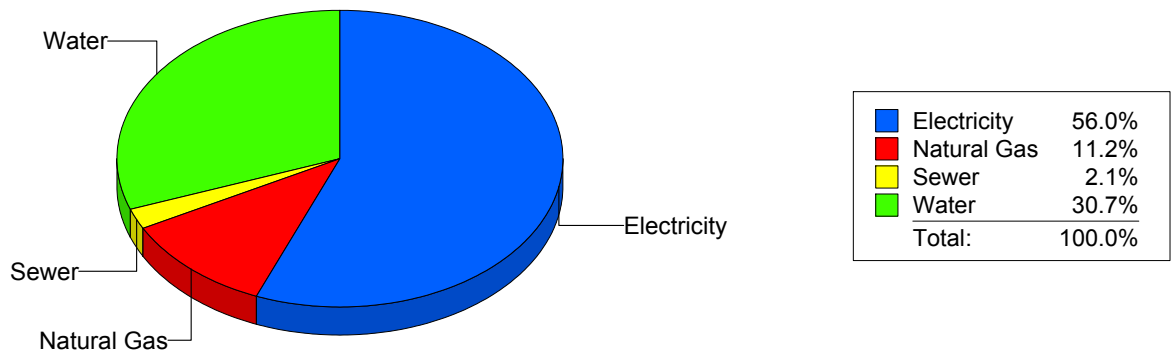
Cost Avoidance Program

Cost Summary Graph

Grouped by Energy Type

Energy Type	Use	Units	Meter Cost	Special Charges	Total Cost	Avg Unit Cost	% of Total Cost
Site: WHITAKER ELEMENTARY - WHITAKER ELEMENTARY							
Electricity	63,480	KWH	\$7,270.54	\$0.00	\$7,270.54	0.1145	56.02%
Natural Gas	2,110	CCF	\$1,454.01	\$0.00	\$1,454.01	0.6891	11.20%
Water	1,122	CCF	\$3,982.37	\$0.00	\$3,982.37	3.5493	30.69%
Sewer	105	CCF	\$270.96	\$0.00	\$270.96	2.5806	2.09%
Total Cost:			\$12,977.88	\$0.00	\$12,977.88		

For WHITAKER
ELEMENTARY



Filters: Cost Center Name Not One Of DoNotReport; Billing Period Equal To 200912

el Paso

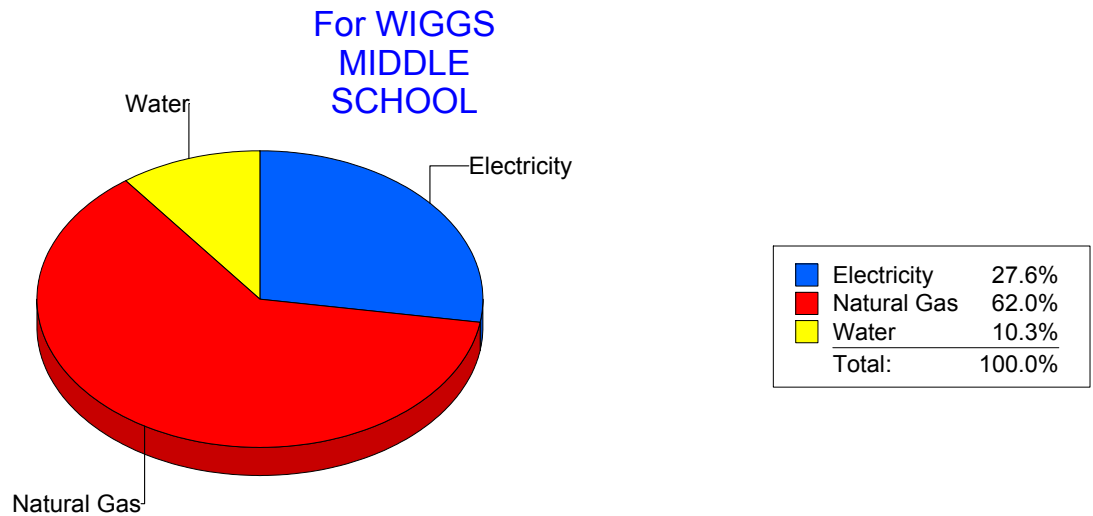
Energy CAP

Cost Avoidance Program

Cost Summary Graph

Grouped by Energy Type

Energy Type	Use	Units	Meter Cost	Special Charges	Total Cost	Avg Unit Cost	% of Total Cost
Site: WIGGS MIDDLE SCHOOL - WIGGS MIDDLE SCHOOL							
Electricity	5,240	KWH	\$879.56	\$0.00	\$879.56	0.1679	27.63%
Natural Gas	2,883	CCF	\$1,974.89	\$0.00	\$1,974.89	0.6850	62.05%
Water	73	CCF	\$328.53	\$0.00	\$328.53	4.5004	10.32%
Total Cost:			\$3,182.98	\$0.00	\$3,182.98		



Filters: Cost Center Name Not One Of DoNotReport; Billing Period Equal To 200912

elpaso

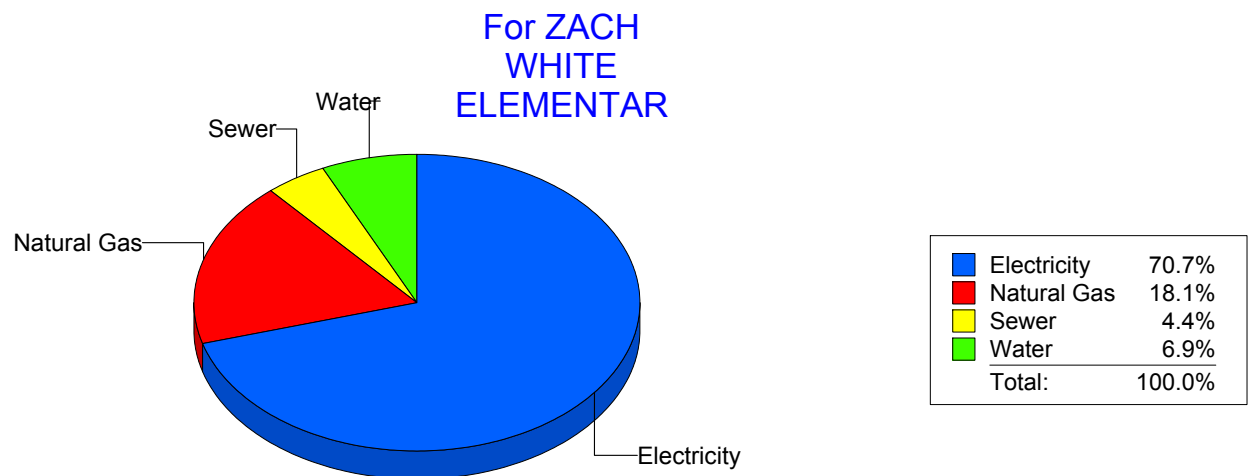
Energy CAP

Cost Avoidance Program

Cost Summary Graph

Grouped by Energy Type

Energy Type	Use	Units	Meter Cost	Special Charges	Total Cost	Avg Unit Cost	% of Total Cost
Site: ZACH WHITE ELEMENTAR - ZACH WHITE ELEMENTAR							
Electricity	37,800	KWH	\$5,734.86	\$0.00	\$5,734.86	0.1517	70.66%
Natural Gas	2,084	CCF	\$1,465.74	\$0.00	\$1,465.74	0.7033	18.06%
Water	141	CCF	\$556.61	\$0.00	\$556.61	3.9476	6.86%
Sewer	76	CCF	\$358.61	\$0.00	\$358.61	4.7186	4.42%
Total Cost:			\$8,115.82	\$0.00	\$8,115.82		



Filters: Cost Center Name Not One Of DoNotReport; Billing Period Equal To 200912

elpaso

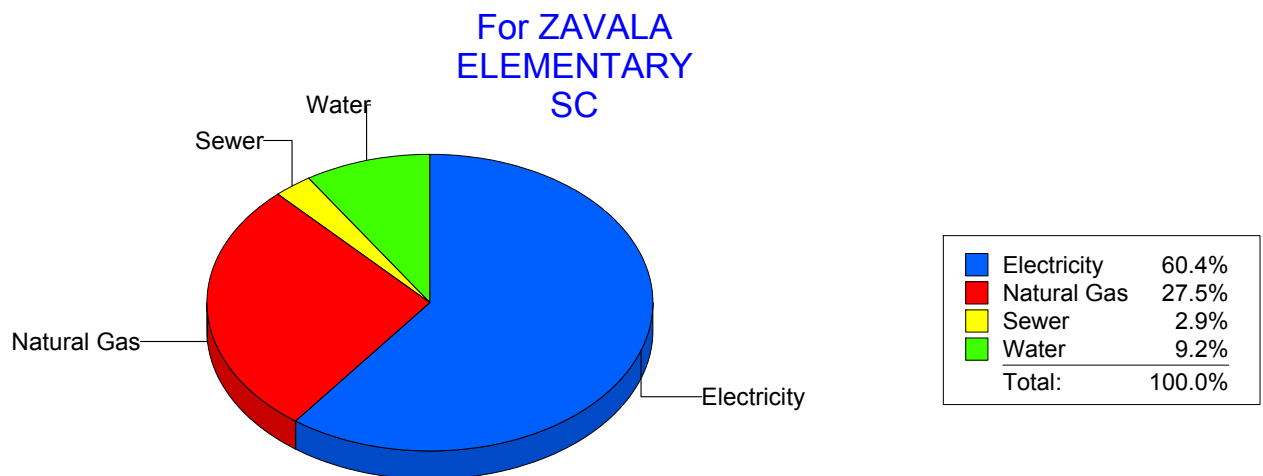
Energy CAP

Cost Avoidance Program

Cost Summary Graph

Grouped by Energy Type

Energy Type	Use	Units	Meter Cost	Special Charges	Total Cost	Avg Unit Cost	% of Total Cost
Site: ZAVALA ELEMENTARY SC - ZAVALA ELEMENTARY SC							
Electricity	24,001	KWH	\$2,572.88	\$0.00	\$2,572.88	0.1072	60.39%
Natural Gas	1,694	CCF	\$1,173.69	\$0.00	\$1,173.69	0.6929	27.55%
Water	91	CCF	\$390.59	\$0.00	\$390.59	4.2922	9.17%
Sewer	48	CCF	\$123.20	\$0.00	\$123.20	2.5667	2.89%
Total Cost:			\$4,260.36	\$0.00	\$4,260.36		



Filters: Cost Center Name Not One Of DoNotReport; Billing Period Equal To 200912

elpaso

Energy CAP

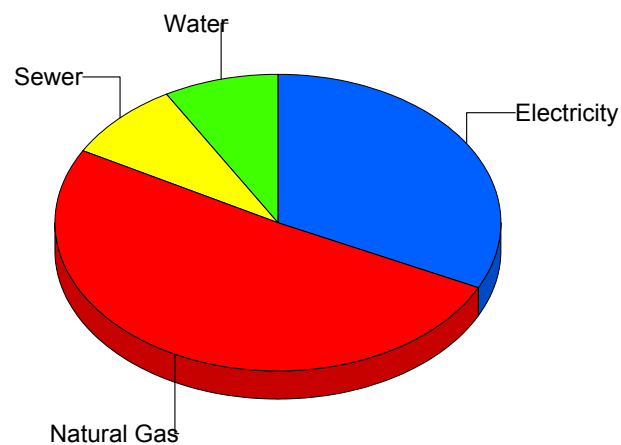
Cost Avoidance Program

Cost Summary Graph

Grouped by Energy Type

Energy Type	Use	Units	Meter Cost	Special Charges	Total Cost	Avg Unit Cost	% of Total Cost
Site: ZUNI COTTAGES - ZUNI COTTAGES							
Electricity		370 KWH	\$89.45	\$0.00	\$89.45	0.2418	32.12%
Natural Gas		130 CCF	\$142.18	\$0.00	\$142.18	1.0937	51.05%
Water		1 CCF	\$22.85	\$0.00	\$22.85	22.8500	8.20%
Sewer		3 CCF	\$24.03	\$0.00	\$24.03	8.0100	8.63%
Total Cost:			\$278.51	\$0.00	\$278.51		

For ZUNI COTTAGES



Electricity	32.1%
Natural Gas	51.1%
Sewer	8.6%
Water	8.2%
Total:	100.0%

Filters: Cost Center Name Not One Of DoNotReport; Billing Period Equal To 200912

elpaso

Energy CAP

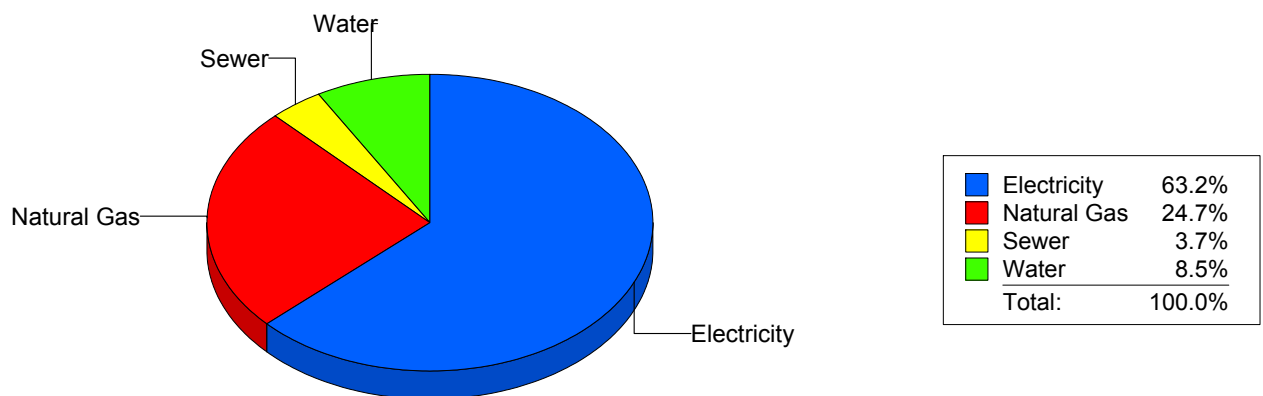
Cost Avoidance Program

Cost Summary Graph

Grouped by Energy Type

Energy Type	Use	Units	Meter Cost	Special Charges	Total Cost	Avg Unit Cost	% of Total Cost
All Sites							
Electricity	4,920,336	KWH	\$626,856.87	\$0.00	\$626,856.87	0.1274	63.15%
Natural Gas	368,203	CCF	\$245,045.09	\$0.00	\$245,045.09	0.6655	24.69%
Water	30,496	CCF	\$83,880.81	\$0.00	\$83,880.81	2.7506	8.45%
Sewer	16,590	CCF	\$36,816.91	\$0.00	\$36,816.91	2.2192	3.71%
Total Cost:			\$992,599.68	\$0.00	\$992,599.68		

For All Sites



Filters: Cost Center Name Not One Of DoNotReport; Billing Period Equal To 200912