

elpaso

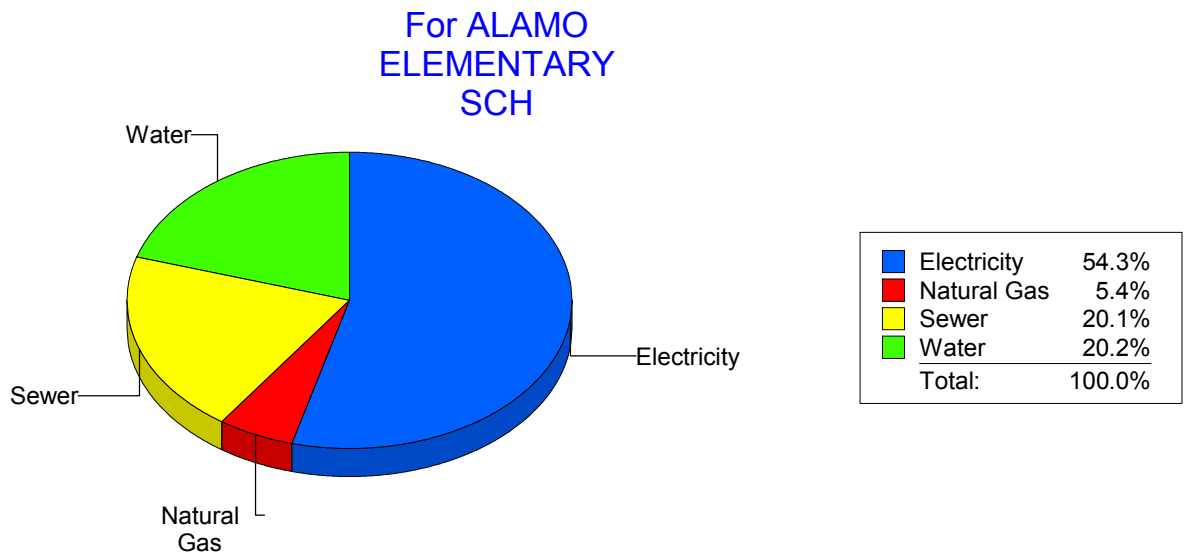
Energy CAP

Cost Avoidance Program

Cost Summary Graph

Grouped by Energy Type

Energy Type	Use	Units	Meter Cost	Special Charges	Total Cost	Avg Unit Cost	% of Total Cost
Site: ALAMO ELEMENTARY SCH - ALAMO ELEMENTARY SCH							
Electricity	3,000	KWH	\$335.75	\$0.00	\$335.75	0.1119	54.25%
Natural Gas	0	CCF	\$33.38	\$0.00	\$33.38	0.0000	5.39%
Water	0	CCF	\$125.26	\$0.00	\$125.26	0.0000	20.24%
Sewer	0	CCF	\$124.48	\$0.00	\$124.48	0.0000	20.11%
Total Cost:			\$618.87	\$0.00	\$618.87		



Filters: Cost Center Name Not Equal To DoNotReport; Billing Period Equal To 201012

elpaso

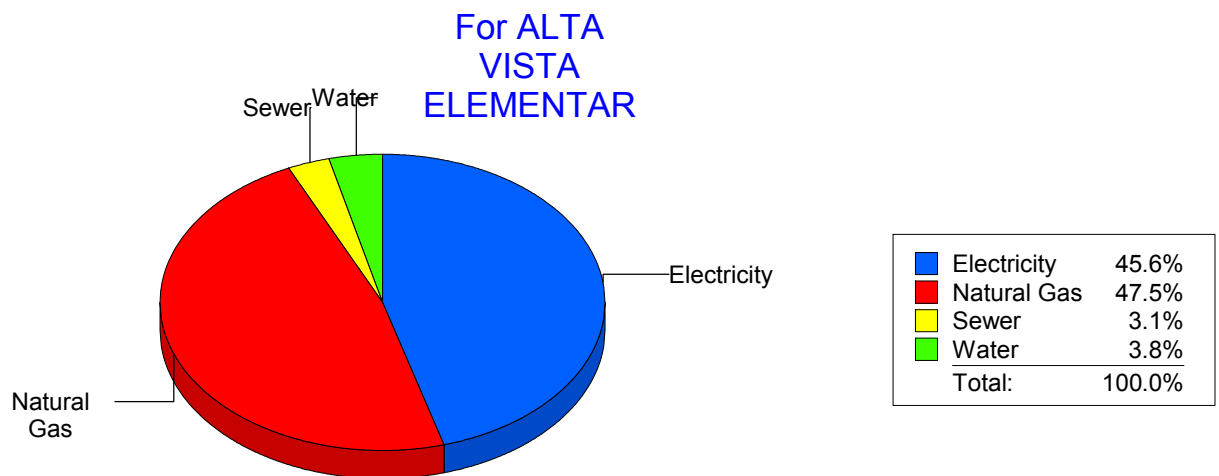
Energy CAP

Cost Avoidance Program

Cost Summary Graph

Grouped by Energy Type

Energy Type	Use	Units	Meter Cost	Special Charges	Total Cost	Avg Unit Cost	% of Total Cost
Site: ALTA VISTA ELEMENTAR - ALTA VISTA ELEMENTAR							
Electricity	22,950	KWH	\$2,653.92	\$0.00	\$2,653.92	0.1156	45.65%
Natural Gas	4,639	CCF	\$2,761.79	\$0.00	\$2,761.79	0.5953	47.50%
Water	108	CCF	\$219.23	\$0.00	\$219.23	2.0299	3.77%
Sewer	92	CCF	\$179.08	\$0.00	\$179.08	1.9465	3.08%
Total Cost:			\$5,814.02	\$0.00	\$5,814.02		



Filters: Cost Center Name Not Equal To DoNotReport; Billing Period Equal To 201012

elpaso

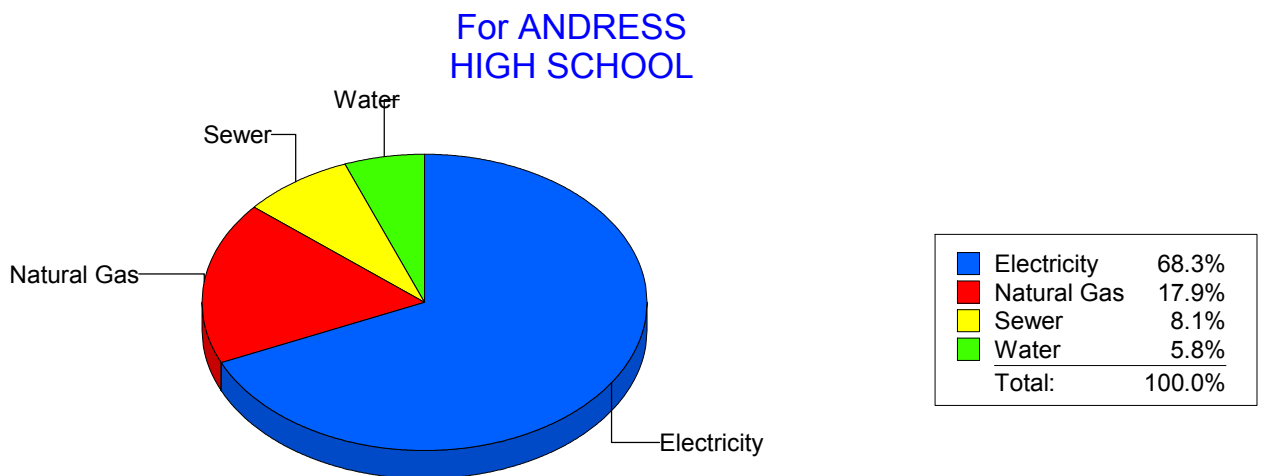
Energy CAP

Cost Avoidance Program

Cost Summary Graph

Grouped by Energy Type

Energy Type	Use	Units	Meter Cost	Special Charges	Total Cost	Avg Unit Cost	% of Total Cost
Site: ANDRESS HIGH SCHOOL - ANDRESS HIGH SCHOOL							
Electricity	116,427	KWH	\$14,232.85	\$0.00	\$14,232.85	0.1222	68.27%
Natural Gas	6,254	CCF	\$3,722.02	\$0.00	\$3,722.02	0.5951	17.85%
Water	748	CCF	\$1,209.79	\$0.00	\$1,209.79	1.6174	5.80%
Sewer	1,217	CCF	\$1,683.20	\$0.00	\$1,683.20	1.3831	8.07%
Total Cost:			\$20,847.86	\$0.00	\$20,847.86		



Filters: Cost Center Name Not Equal To DoNotReport; Billing Period Equal To 201012

el Paso

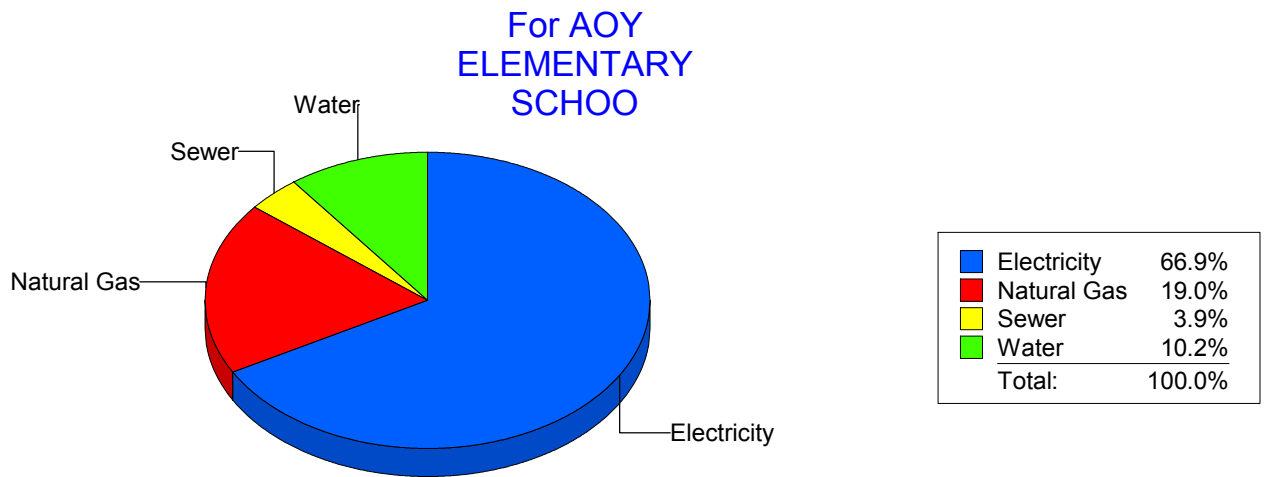
Energy CAP

Cost Avoidance Program

Cost Summary Graph

Grouped by Energy Type

Energy Type	Use	Units	Meter Cost	Special Charges	Total Cost	Avg Unit Cost	% of Total Cost
Site: AOY ELEMENTARY SCHOO - AOY ELEMENTARY SCHOO							
Electricity	49,356	KWH	\$6,108.25	\$0.00	\$6,108.25	0.1238	66.92%
Natural Gas	2,862	CCF	\$1,734.32	\$0.00	\$1,734.32	0.6060	19.00%
Water	182	CCF	\$926.65	\$0.00	\$926.65	5.0915	10.15%
Sewer	76	CCF	\$357.95	\$0.00	\$357.95	4.7099	3.92%
Total Cost:			\$9,127.17	\$0.00	\$9,127.17		



Filters: Cost Center Name Not Equal To DoNotReport; Billing Period Equal To 201012

elpaso

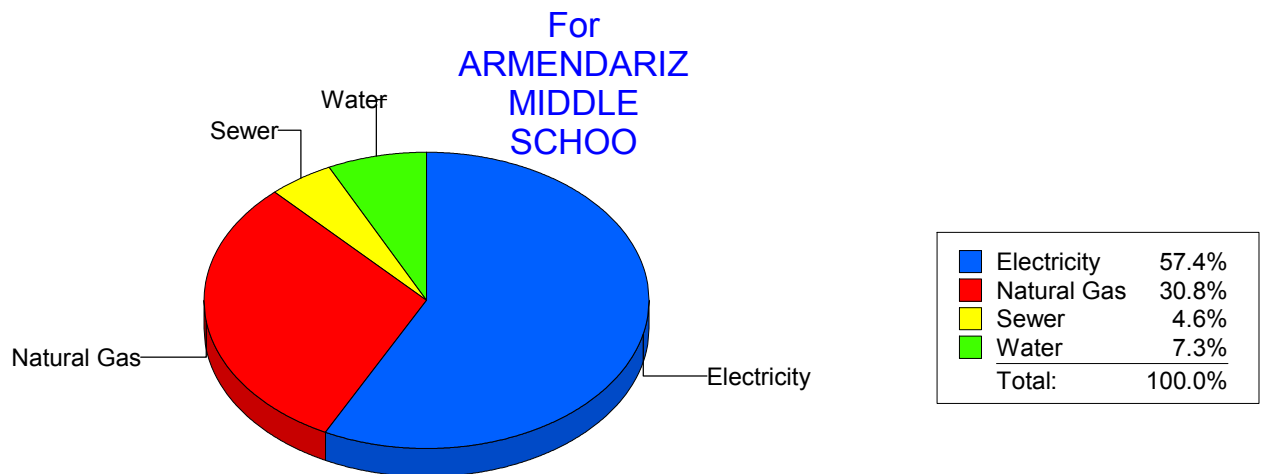
Energy CAP

Cost Avoidance Program

Cost Summary Graph

Grouped by Energy Type

Energy Type	Use	Units	Meter Cost	Special Charges	Total Cost	Avg Unit Cost	% of Total Cost
Site: ARMENDARIZ MIDDLE SCHOO - ARMENDARIZ MIDDLE SCHOO							
Electricity	50,500	KWH	\$6,079.38	\$0.00	\$6,079.38	0.1204	57.40%
Natural Gas	5,547	CCF	\$3,257.73	\$0.00	\$3,257.73	0.5873	30.76%
Water	279	CCF	\$770.22	\$0.00	\$770.22	2.7606	7.27%
Sewer	214	CCF	\$483.73	\$0.00	\$483.73	2.2604	4.57%
Total Cost:			\$10,591.06	\$0.00	\$10,591.06		



Filters: Cost Center Name Not Equal To DoNotReport; Billing Period Equal To 201012

elpaso

Energy CAP

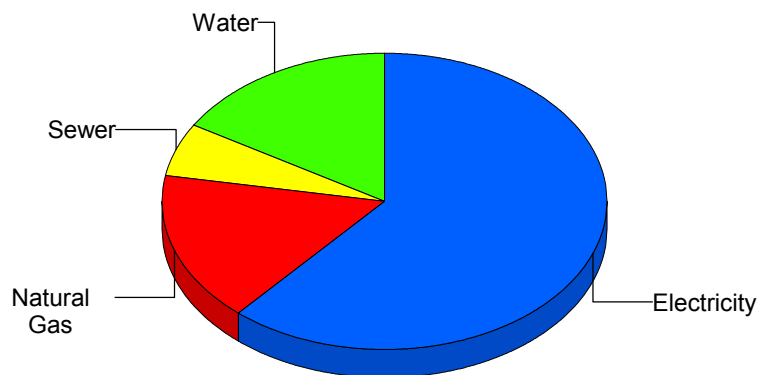
Cost Avoidance Program

Cost Summary Graph

Grouped by Energy Type

Energy Type	Use	Units	Meter Cost	Special Charges	Total Cost	Avg Unit Cost	% of Total Cost
Site: AUSTIN HIGH SCHOOL - AUSTIN HIGH SCHOOL							
Electricity	120,671	KWH	\$11,398.87	\$0.00	\$11,398.87	0.0945	61.44%
Natural Gas	5,032	CCF	\$3,046.19	\$0.00	\$3,046.19	0.6054	16.42%
Water	938	CCF	\$3,062.13	\$0.00	\$3,062.13	3.2645	16.51%
Sewer	391	CCF	\$1,044.95	\$0.00	\$1,044.95	2.6725	5.63%
Total Cost:			\$18,552.14	\$0.00	\$18,552.14		

For AUSTIN
HIGH SCHOOL



Electricity	61.4%
Natural Gas	16.4%
Sewer	5.6%
Water	16.5%
Total:	100.0%

Filters: Cost Center Name Not Equal To DoNotReport; Billing Period Equal To 201012

elpaso

Energy CAP

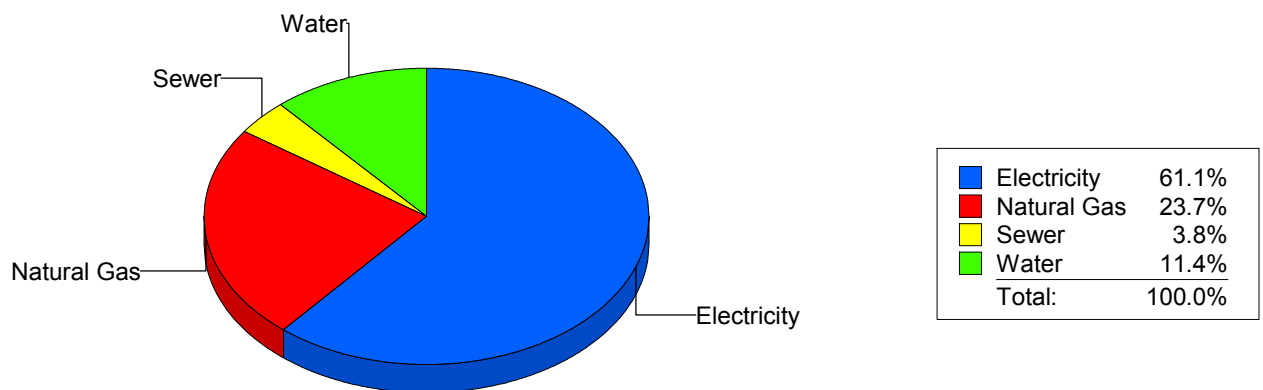
Cost Avoidance Program

Cost Summary Graph

Grouped by Energy Type

Energy Type	Use	Units	Meter Cost	Special Charges	Total Cost	Avg Unit Cost	% of Total Cost
Site: BARRON - BARRON							
Electricity	42,058	KWH	\$5,199.98	\$0.00	\$5,199.98	0.1236	61.10%
Natural Gas	3,345	CCF	\$2,018.89	\$0.00	\$2,018.89	0.6036	23.72%
Water	170	CCF	\$969.29	\$0.00	\$969.29	5.7017	11.39%
Sewer	69	CCF	\$322.82	\$0.00	\$322.82	4.6786	3.79%
Total Cost:			\$8,510.98	\$0.00	\$8,510.98		

For BARRON



Filters: Cost Center Name Not Equal To DoNotReport; Billing Period Equal To 201012

elpaso

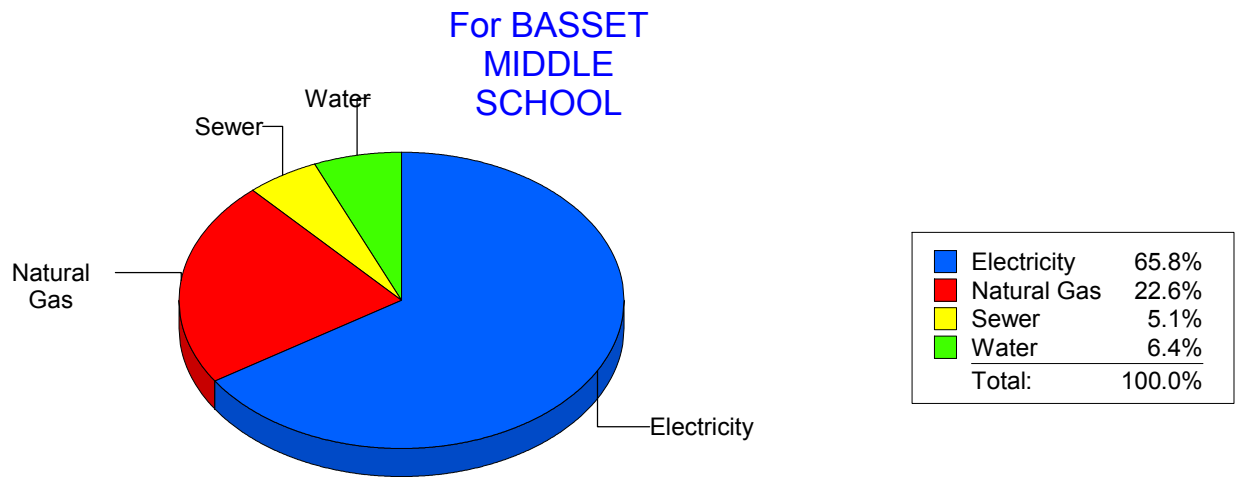
Energy CAP

Cost Avoidance Program

Cost Summary Graph

Grouped by Energy Type

Energy Type	Use	Units	Meter Cost	Special Charges	Total Cost	Avg Unit Cost	% of Total Cost
Site: BASSET MIDDLE SCHOOL - BASSET MIDDLE SCHOOL							
Electricity	53,012	KWH	\$6,512.36	\$0.00	\$6,512.36	0.1228	65.85%
Natural Gas	3,670	CCF	\$2,235.05	\$0.00	\$2,235.05	0.6090	22.60%
Water	262	CCF	\$634.28	\$0.00	\$634.28	2.4209	6.41%
Sewer	292	CCF	\$508.45	\$0.00	\$508.45	1.7413	5.14%
Total Cost:			\$9,890.14	\$0.00	\$9,890.14		



Filters: Cost Center Name Not Equal To DoNotReport; Billing Period Equal To 201012

elpaso

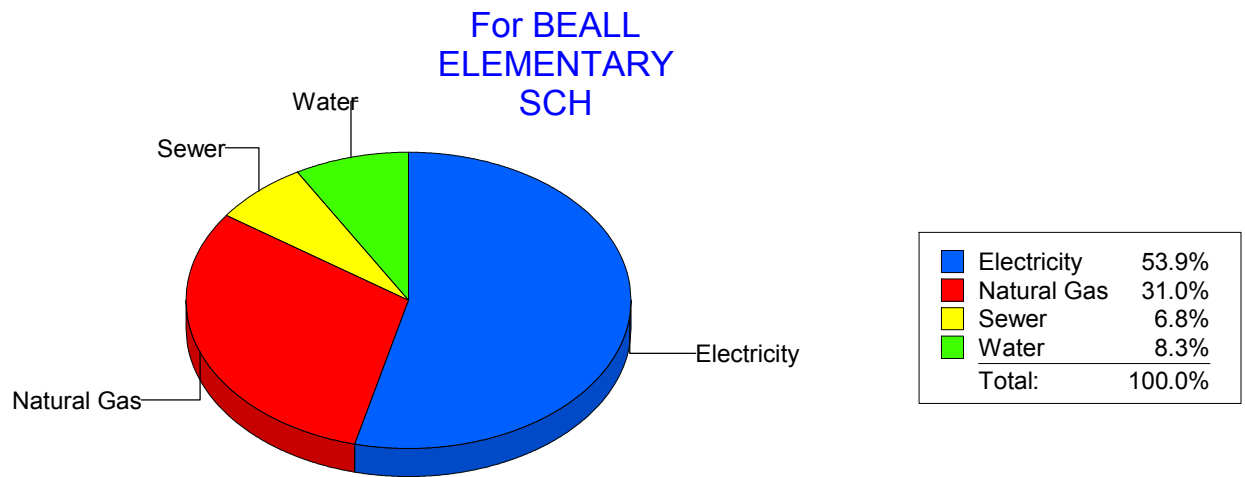
Energy CAP

Cost Avoidance Program

Cost Summary Graph

Grouped by Energy Type

Energy Type	Use	Units	Meter Cost	Special Charges	Total Cost	Avg Unit Cost	% of Total Cost
Site: BEALL ELEMENTARY SCH - BEALL ELEMENTARY SCH							
Electricity	16,080	KWH	\$1,941.68	\$0.00	\$1,941.68	0.1208	53.87%
Natural Gas	1,850	CCF	\$1,116.62	\$0.00	\$1,116.62	0.6036	30.98%
Water	121	CCF	\$300.64	\$0.00	\$300.64	2.4846	8.34%
Sewer	85	CCF	\$245.56	\$0.00	\$245.56	2.8889	6.81%
Total Cost:			\$3,604.50	\$0.00	\$3,604.50		



Filters: Cost Center Name Not Equal To DoNotReport; Billing Period Equal To 201012

elpaso

Energy CAP

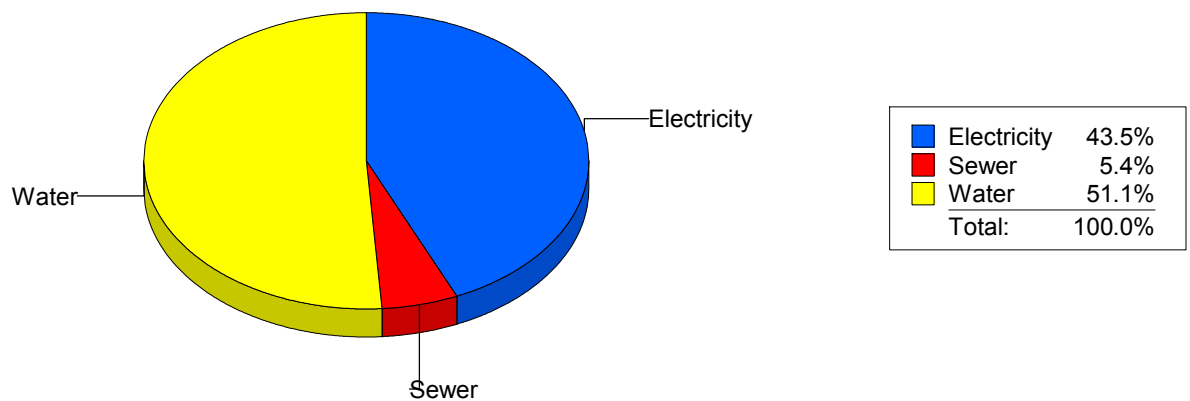
Cost Avoidance Program

Cost Summary Graph

Grouped by Energy Type

Energy Type	Use	Units	Meter Cost	Special Charges	Total Cost	Avg Unit Cost	% of Total Cost
Site: BLISS ELEMENTARY - BLISS ELEMENTARY							
Electricity	16,500	KWH	\$1,898.40	\$0.00	\$1,898.40	0.1151	43.45%
Water	552	CCF	\$2,232.63	\$0.00	\$2,232.63	4.0446	51.10%
Sewer	79	CCF	\$237.94	\$0.00	\$237.94	3.0119	5.45%
Total Cost:			\$4,368.97	\$0.00	\$4,368.97		

For BLISS
ELEMENTARY



Filters: Cost Center Name Not Equal To DoNotReport; Billing Period Equal To 201012

elpaso

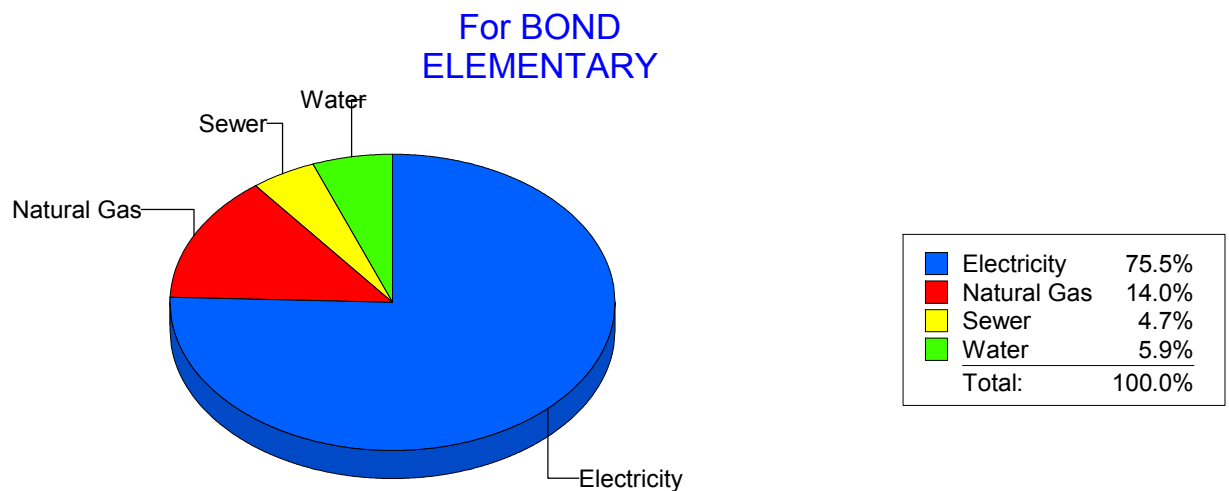
Energy CAP

Cost Avoidance Program

Cost Summary Graph

Grouped by Energy Type

Energy Type	Use	Units	Meter Cost	Special Charges	Total Cost	Avg Unit Cost	% of Total Cost
Site: BOND - BOND ELEMENTARY							
Electricity	37,649	KWH	\$5,437.00	\$0.00	\$5,437.00	0.1444	75.45%
Natural Gas	1,620	CCF	\$1,006.67	\$0.00	\$1,006.67	0.6214	13.97%
Water	207	CCF	\$425.34	\$0.00	\$425.34	2.0548	5.90%
Sewer	157	CCF	\$337.00	\$0.00	\$337.00	2.1465	4.68%
Total Cost:			\$7,206.01	\$0.00	\$7,206.01		



Filters: Cost Center Name Not Equal To DoNotReport; Billing Period Equal To 201012

elpaso

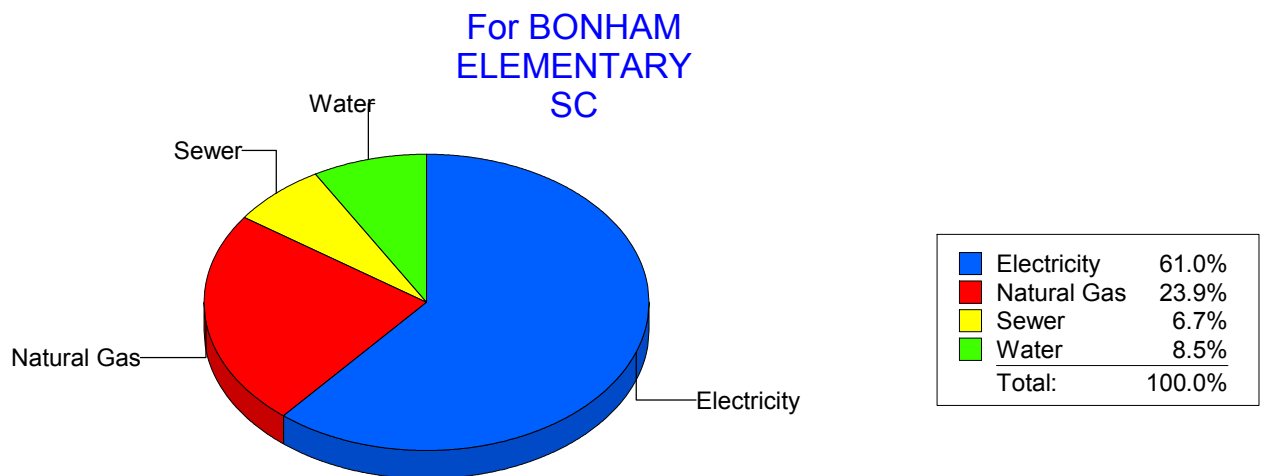
Energy CAP

Cost Avoidance Program

Cost Summary Graph

Grouped by Energy Type

Energy Type	Use	Units	Meter Cost	Special Charges	Total Cost	Avg Unit Cost	% of Total Cost
Site: BONHAM ELEMENTARY SC - BONHAM ELEMENTARY SC							
Electricity	16,857	KWH	\$2,544.80	\$0.00	\$2,544.80	0.1510	60.99%
Natural Gas	1,599	CCF	\$995.27	\$0.00	\$995.27	0.6224	23.85%
Water	164	CCF	\$353.44	\$0.00	\$353.44	2.1551	8.47%
Sewer	124	CCF	\$279.31	\$0.00	\$279.31	2.2525	6.69%
Total Cost:			\$4,172.82	\$0.00	\$4,172.82		



Filters: Cost Center Name Not Equal To DoNotReport; Billing Period Equal To 201012

elpaso

Energy CAP

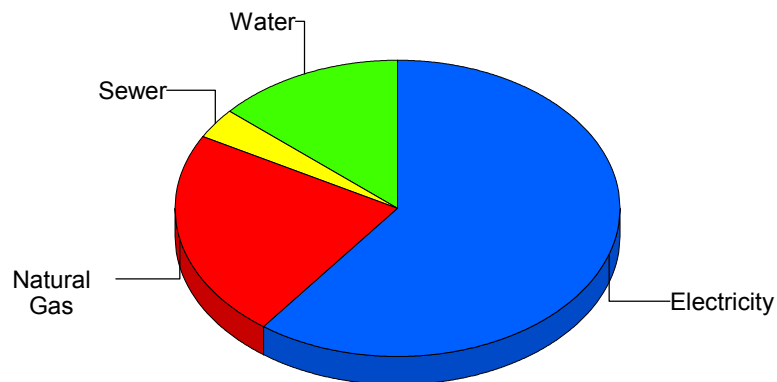
Cost Avoidance Program

Cost Summary Graph

Grouped by Energy Type

Energy Type	Use	Units	Meter Cost	Special Charges	Total Cost	Avg Unit Cost	% of Total Cost
Site: BOWIE HIGH SCHOOL - BOWIE HIGH SCHOOL							
Electricity	194,527	KWH	\$19,602.97	\$0.00	\$19,602.97	0.1008	60.20%
Natural Gas	12,807	CCF	\$7,480.38	\$0.00	\$7,480.38	0.5841	22.97%
Water	2,857	CCF	\$4,477.32	\$0.00	\$4,477.32	1.5671	13.75%
Sewer	464	CCF	\$1,001.08	\$0.00	\$1,001.08	2.1575	3.07%
Total Cost:			\$32,561.75	\$0.00	\$32,561.75		

For BOWIE
HIGH SCHOOL



Electricity	60.2%
Natural Gas	23.0%
Sewer	3.1%
Water	13.8%
Total:	100.0%

Filters: Cost Center Name Not Equal To DoNotReport; Billing Period Equal To 201012

elpaso

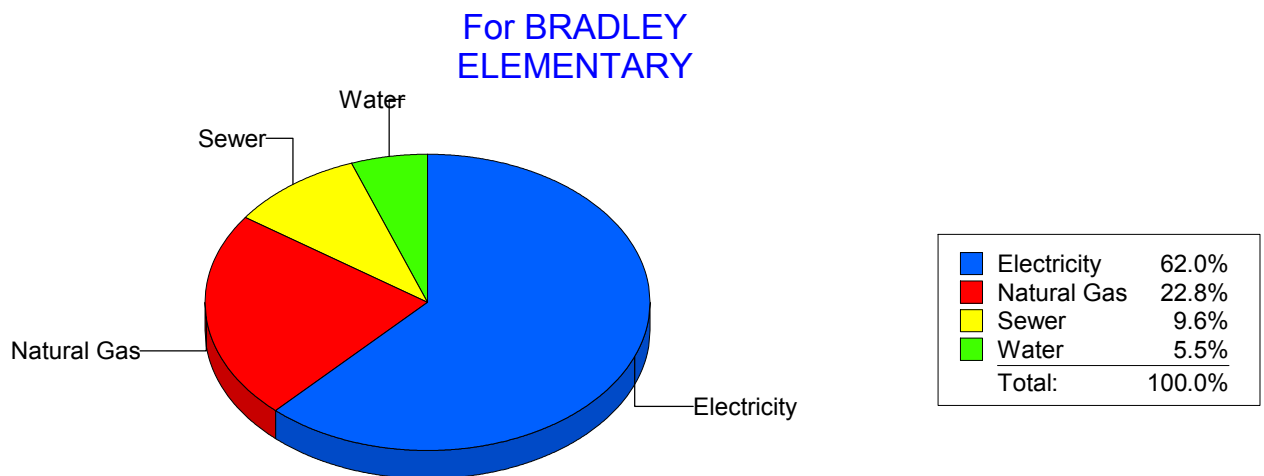
Energy CAP

Cost Avoidance Program

Cost Summary Graph

Grouped by Energy Type

Energy Type	Use	Units	Meter Cost	Special Charges	Total Cost	Avg Unit Cost	% of Total Cost
Site: BRADLEY ELEMENTARY - BRADLEY ELEMENTARY							
Electricity	23,900	KWH	\$2,497.85	\$0.00	\$2,497.85	0.1045	62.00%
Natural Gas	1,515	CCF	\$920.24	\$0.00	\$920.24	0.6074	22.84%
Water	20	CCF	\$222.48	\$0.00	\$222.48	11.1240	5.52%
Sewer	139	CCF	\$388.48	\$0.00	\$388.48	2.7948	9.64%
Total Cost:			\$4,029.05	\$0.00	\$4,029.05		



Filters: Cost Center Name Not Equal To DoNotReport; Billing Period Equal To 201012

el Paso

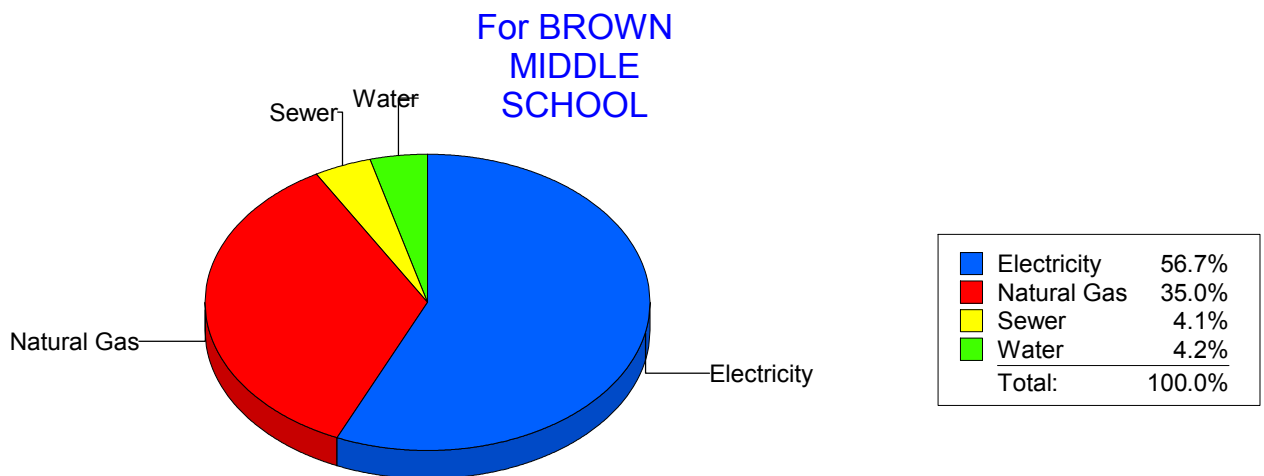
Energy CAP

Cost Avoidance Program

Cost Summary Graph

Grouped by Energy Type

Energy Type	Use	Units	Meter Cost	Special Charges	Total Cost	Avg Unit Cost	% of Total Cost
Site: BROWN MIDDLE SCHOOL - BROWN MIDDLE SCHOOL							
Electricity	93,400	KWH	\$8,986.87	\$0.00	\$8,986.87	0.0962	56.68%
Natural Gas	9,524	CCF	\$5,548.38	\$0.00	\$5,548.38	0.5826	34.99%
Water	300	CCF	\$664.84	\$0.00	\$664.84	2.2161	4.19%
Sewer	350	CCF	\$656.45	\$0.00	\$656.45	1.8756	4.14%
Total Cost:			\$15,856.54	\$0.00	\$15,856.54		



Filters: Cost Center Name Not Equal To DoNotReport; Billing Period Equal To 201012

elpaso

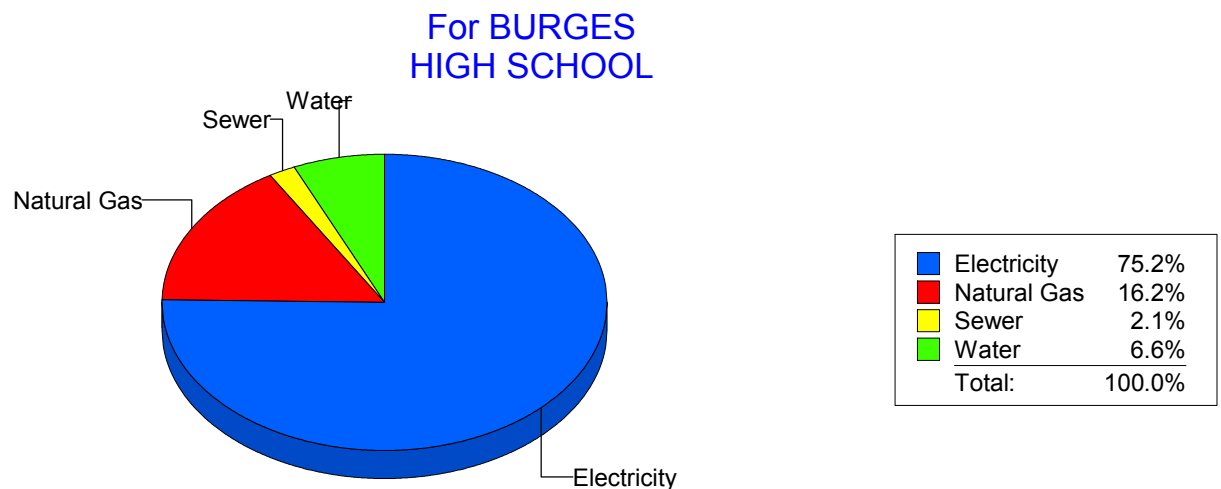
Energy CAP

Cost Avoidance Program

Cost Summary Graph

Grouped by Energy Type

Energy Type	Use	Units	Meter Cost	Special Charges	Total Cost	Avg Unit Cost	% of Total Cost
Site: BURGESS HIGH SCHOOL - BURGESS HIGH SCHOOL							
Electricity	85,042	KWH	\$9,439.49	\$0.00	\$9,439.49	0.1110	75.19%
Natural Gas	3,366	CCF	\$2,032.99	\$0.00	\$2,032.99	0.6040	16.19%
Water	337	CCF	\$823.05	\$0.00	\$823.05	2.4423	6.56%
Sewer	716	CCF	\$258.88	\$0.00	\$258.88	0.3616	2.06%
Total Cost:			\$12,554.41	\$0.00	\$12,554.41		



Filters: Cost Center Name Not Equal To DoNotReport; Billing Period Equal To 201012

elpaso

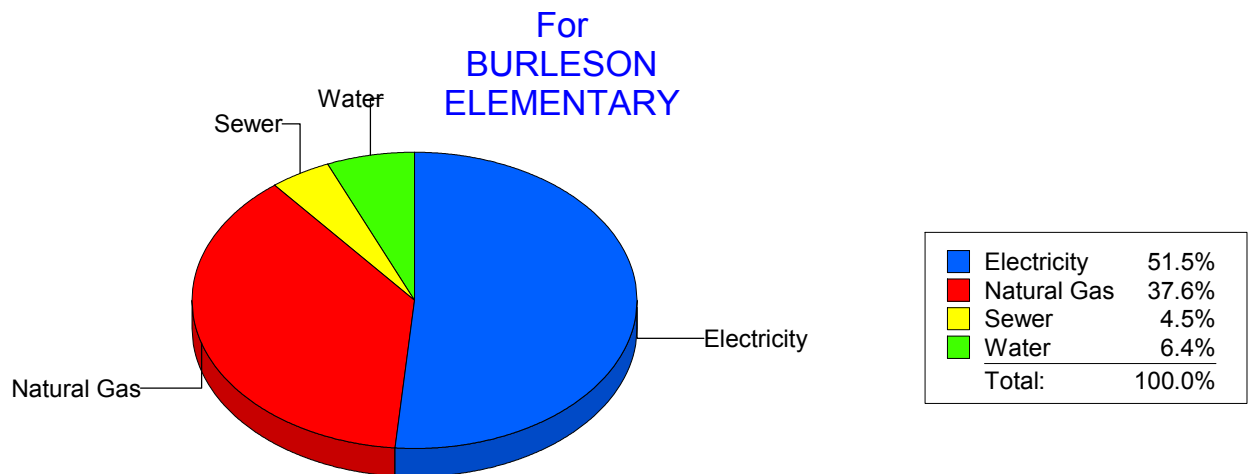
Energy CAP

Cost Avoidance Program

Cost Summary Graph

Grouped by Energy Type

Energy Type	Use	Units	Meter Cost	Special Charges	Total Cost	Avg Unit Cost	% of Total Cost
Site: BURLESON ELEMENTARY - BURLESON ELEMENTARY							
Electricity	19,375	KWH	\$2,366.80	\$0.00	\$2,366.80	0.1222	51.51%
Natural Gas	2,738	CCF	\$1,729.32	\$0.00	\$1,729.32	0.6316	37.64%
Water	136	CCF	\$293.86	\$0.00	\$293.86	2.1607	6.40%
Sewer	63	CCF	\$204.49	\$0.00	\$204.49	3.2459	4.45%
Total Cost:			\$4,594.47	\$0.00	\$4,594.47		



Filters: Cost Center Name Not Equal To DoNotReport; Billing Period Equal To 201012

elpaso

Energy CAP

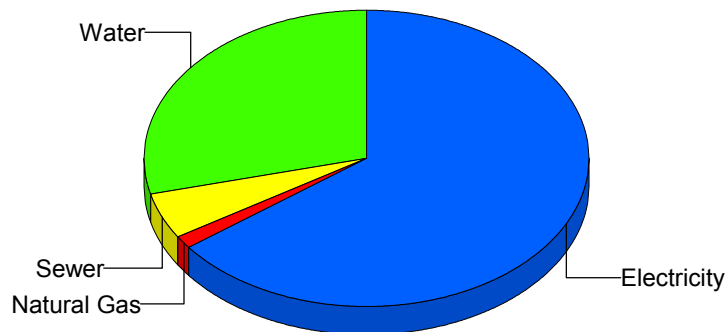
Cost Avoidance Program

Cost Summary Graph

Grouped by Energy Type

Energy Type	Use	Units	Meter Cost	Special Charges	Total Cost	Avg Unit Cost	% of Total Cost
Site: BURNET ELEMENTARY - BURNET ELEMENTARY							
Electricity	20,478	KWH	\$2,569.86	\$0.00	\$2,569.86	0.1255	64.62%
Natural Gas	49	CCF	\$57.51	\$0.00	\$57.51	1.1737	1.45%
Water	383	CCF	\$1,153.93	\$0.00	\$1,153.93	3.0129	29.02%
Sewer	105	CCF	\$195.59	\$0.00	\$195.59	1.8628	4.92%
Total Cost:			\$3,976.89	\$0.00	\$3,976.89		

For BURNET
ELEMENTARY



Electricity	64.6%
Natural Gas	1.4%
Sewer	4.9%
Water	29.0%
Total:	100.0%

Filters: Cost Center Name Not Equal To DoNotReport; Billing Period Equal To 201012

el Paso

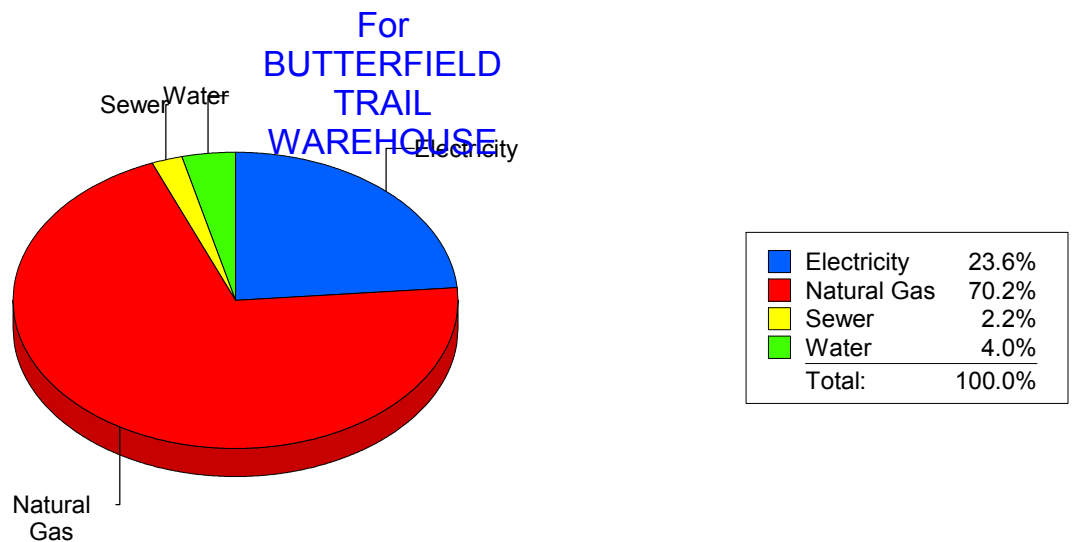
Energy CAP

Cost Avoidance Program

Cost Summary Graph

Grouped by Energy Type

Energy Type	Use	Units	Meter Cost	Special Charges	Total Cost	Avg Unit Cost	% of Total Cost
Site: BUTTERFIELDTRAILWAREHOUSE - BUTTERFIELD TRAIL WAREHOUSE							
Electricity	2,900	KWH	\$393.00	\$0.00	\$393.00	0.1355	23.61%
Natural Gas	1,939	CCF	\$1,168.79	\$0.00	\$1,168.79	0.6028	70.21%
Water	16	CCF	\$66.04	\$0.00	\$66.04	4.1275	3.97%
Sewer	9	CCF	\$36.83	\$0.00	\$36.83	4.0922	2.21%
Total Cost:			\$1,664.66	\$0.00	\$1,664.66		



Filters: Cost Center Name Not Equal To DoNotReport; Billing Period Equal To 201012

elpaso

Energy CAP

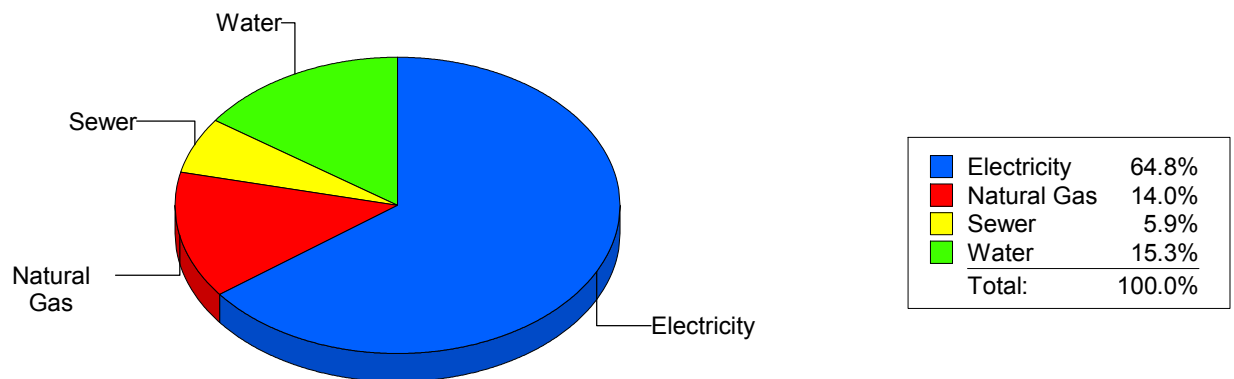
Cost Avoidance Program

Cost Summary Graph

Grouped by Energy Type

Energy Type	Use	Units	Meter Cost	Special Charges	Total Cost	Avg Unit Cost	% of Total Cost
Site: CANYON HILLS MIDDLE - CANYON HILLS MIDDLE							
Electricity	50,883	KWH	\$5,724.86	\$0.00	\$5,724.86	0.1125	64.77%
Natural Gas	1,995	CCF	\$1,234.99	\$0.00	\$1,234.99	0.6190	13.97%
Water	317	CCF	\$1,352.94	\$0.00	\$1,352.94	4.2679	15.31%
Sewer	84	CCF	\$525.50	\$0.00	\$525.50	6.2560	5.95%
Total Cost:			\$8,838.29	\$0.00	\$8,838.29		

For CANYON HILLS MIDDLE



Filters: Cost Center Name Not Equal To DoNotReport; Billing Period Equal To 201012

elpaso

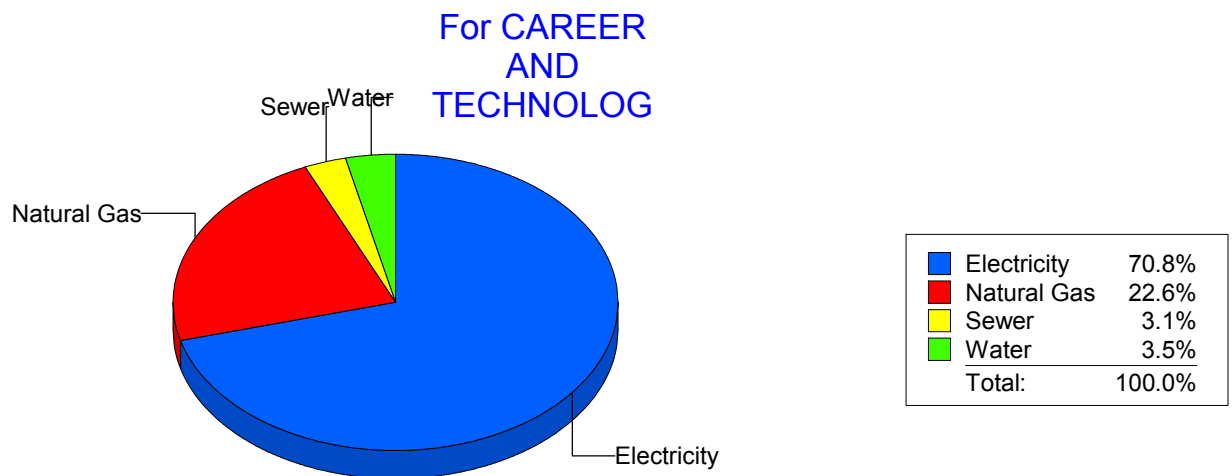
Energy CAP

Cost Avoidance Program

Cost Summary Graph

Grouped by Energy Type

Energy Type	Use	Units	Meter Cost	Special Charges	Total Cost	Avg Unit Cost	% of Total Cost
Site: CAREER AND TECHNOLOG - CAREER AND TECHNOLOG							
Electricity	74,360	KWH	\$8,700.79	\$0.00	\$8,700.79	0.1170	70.80%
Natural Gas	4,715	CCF	\$2,778.52	\$0.00	\$2,778.52	0.5893	22.61%
Water	169	CCF	\$434.38	\$0.00	\$434.38	2.5703	3.53%
Sewer	148	CCF	\$375.05	\$0.00	\$375.05	2.5341	3.05%
Total Cost:			\$12,288.74	\$0.00	\$12,288.74		



Filters: Cost Center Name Not Equal To DoNotReport; Billing Period Equal To 201012

elpaso

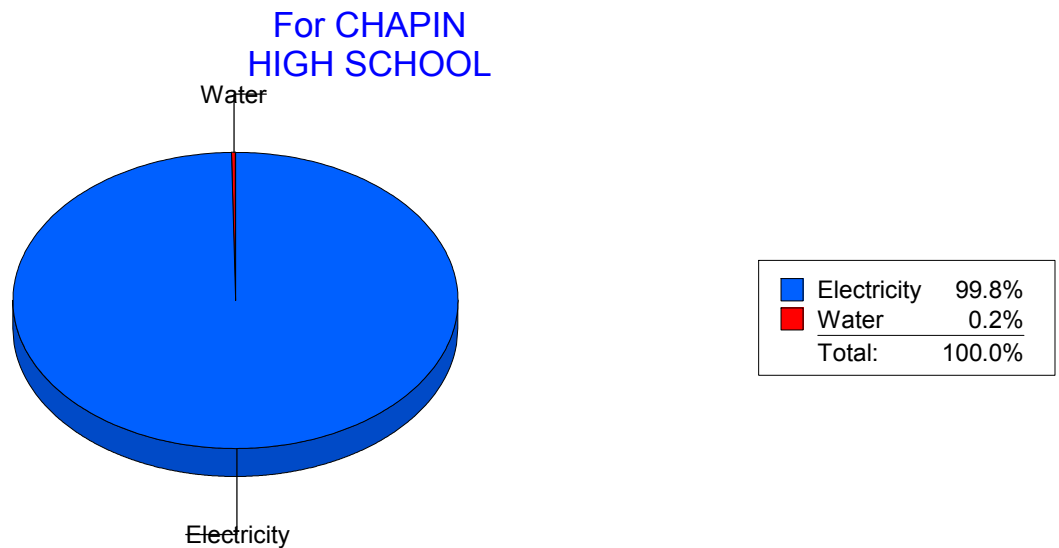
Energy CAP

Cost Avoidance Program

Cost Summary Graph

Grouped by Energy Type

Energy Type	Use	Units	Meter Cost	Special Charges	Total Cost	Avg Unit Cost	% of Total Cost
Site: CHAPIN HIGH SCHOOL - CHAPIN HIGH SCHOOL							
Electricity	219,124	KWH	\$22,921.05	\$0.00	\$22,921.05	0.1046	99.81%
Water	0	CCF	\$43.66	\$0.00	\$43.66	0.0000	0.19%
Total Cost:			\$22,964.71	\$0.00	\$22,964.71		



Filters: Cost Center Name Not Equal To DoNotReport; Billing Period Equal To 201012

elpaso

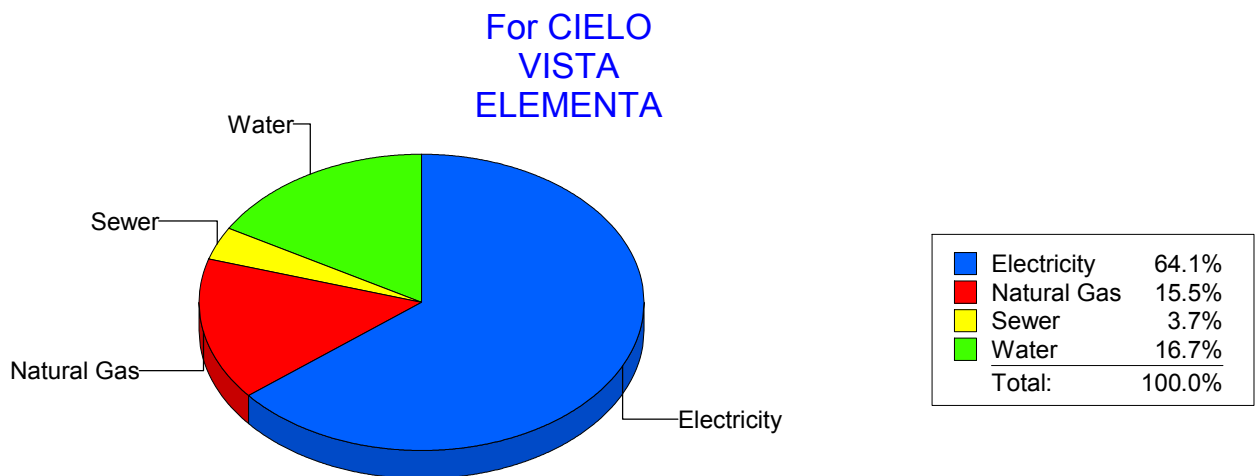
Energy CAP

Cost Avoidance Program

Cost Summary Graph

Grouped by Energy Type

Energy Type	Use	Units	Meter Cost	Special Charges	Total Cost	Avg Unit Cost	% of Total Cost
Site: CIELO VISTA ELEMENTA - CIELO VISTA ELEMENTA							
Electricity	30,480	KWH	\$4,306.75	\$0.00	\$4,306.75	0.1413	64.14%
Natural Gas	1,664	CCF	\$1,039.74	\$0.00	\$1,039.74	0.6248	15.48%
Water	331	CCF	\$1,120.43	\$0.00	\$1,120.43	3.3850	16.69%
Sewer	87	CCF	\$248.10	\$0.00	\$248.10	2.8517	3.69%
Total Cost:			\$6,715.02	\$0.00	\$6,715.02		



Filters: Cost Center Name Not Equal To DoNotReport; Billing Period Equal To 201012

elpaso

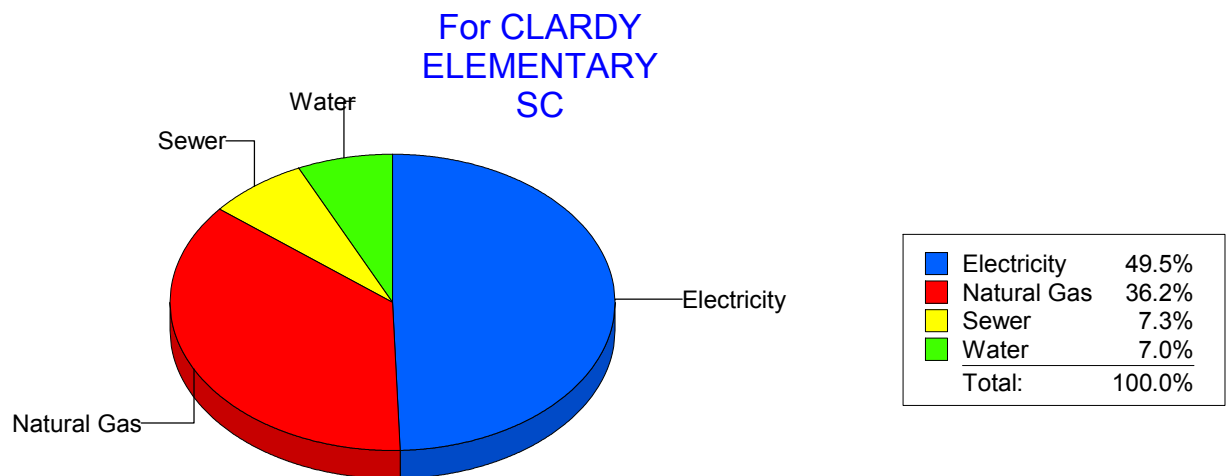
Energy CAP

Cost Avoidance Program

Cost Summary Graph

Grouped by Energy Type

Energy Type	Use	Units	Meter Cost	Special Charges	Total Cost	Avg Unit Cost	% of Total Cost
Site: CLARDY ELEMENTARY SC - CLARDY ELEMENTARY SC							
Electricity	21,986	KWH	\$3,077.32	\$0.00	\$3,077.32	0.1400	49.47%
Natural Gas	3,746	CCF	\$2,253.14	\$0.00	\$2,253.14	0.6015	36.22%
Water	172	CCF	\$437.22	\$0.00	\$437.22	2.5420	7.03%
Sewer	199	CCF	\$452.58	\$0.00	\$452.58	2.2743	7.28%
Total Cost:			\$6,220.26	\$0.00	\$6,220.26		



Filters: Cost Center Name Not Equal To DoNotReport; Billing Period Equal To 201012

elpaso

Energy CAP

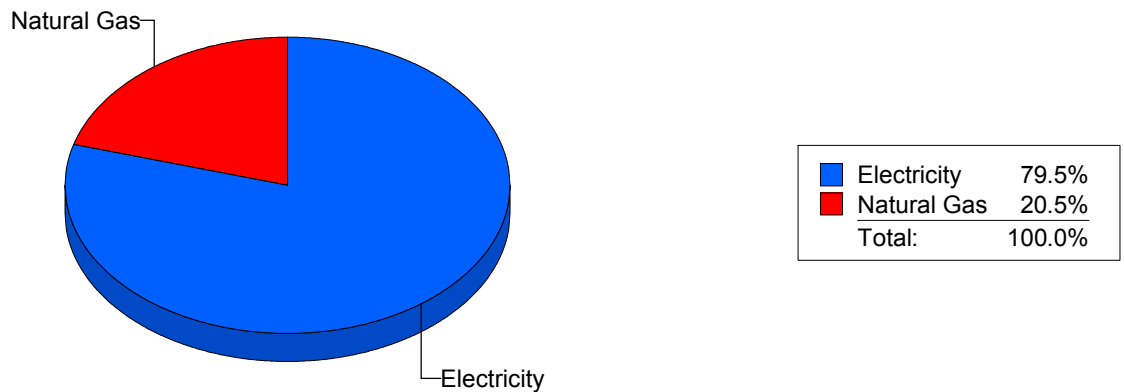
Cost Avoidance Program

Cost Summary Graph

Grouped by Energy Type

Energy Type	Use	Units	Meter Cost	Special Charges	Total Cost	Avg Unit Cost	% of Total Cost
Site: CLENDININ - CLENDININ							
Electricity	29,250	KWH	\$4,007.53	\$0.00	\$4,007.53	0.1370	79.53%
Natural Gas	1,705	CCF	\$1,031.62	\$0.00	\$1,031.62	0.6051	20.47%
Total Cost:			\$5,039.15	\$0.00	\$5,039.15		

For CLENDININ



Filters: Cost Center Name Not Equal To DoNotReport; Billing Period Equal To 201012

elpaso

Energy CAP

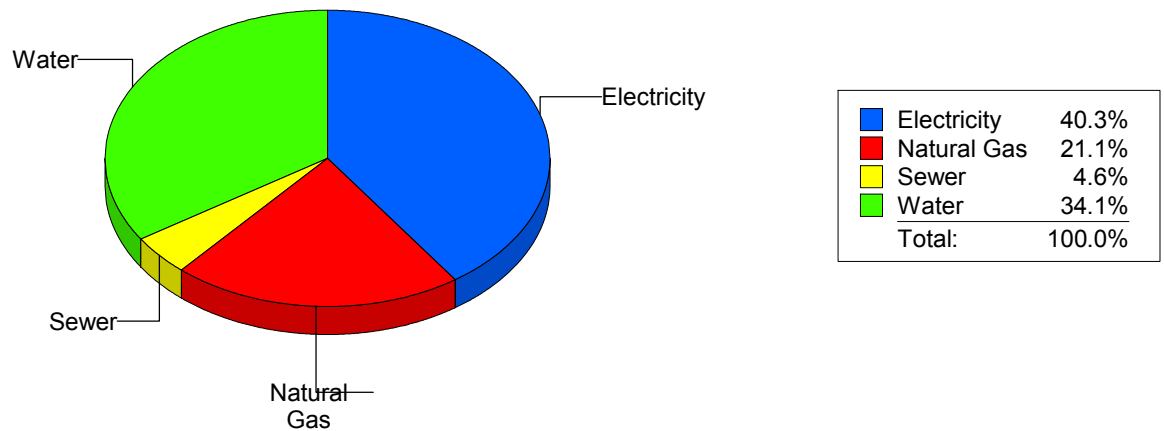
Cost Avoidance Program

Cost Summary Graph

Grouped by Energy Type

Energy Type	Use	Units	Meter Cost	Special Charges	Total Cost	Avg Unit Cost	% of Total Cost
Site: COLDWELL INTERMEDIAT - COLDWELL INTERMEDIAT							
Electricity	24,345	KWH	\$2,534.03	\$0.00	\$2,534.03	0.1041	40.32%
Natural Gas	2,152	CCF	\$1,323.55	\$0.00	\$1,323.55	0.6150	21.06%
Water	461	CCF	\$2,140.11	\$0.00	\$2,140.11	4.6423	34.05%
Sewer	89	CCF	\$286.99	\$0.00	\$286.99	3.2246	4.57%
Total Cost:			\$6,284.68	\$0.00	\$6,284.68		

For
COLDWELL
INTERMEDIAT



Filters: Cost Center Name Not Equal To DoNotReport; Billing Period Equal To 201012

elpaso

Energy CAP

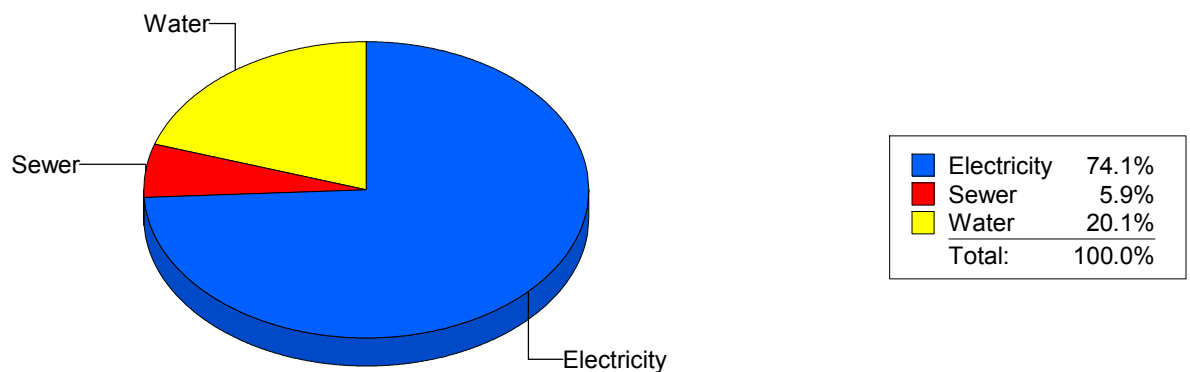
Cost Avoidance Program

Cost Summary Graph

Grouped by Energy Type

Energy Type	Use	Units	Meter Cost	Special Charges	Total Cost	Avg Unit Cost	% of Total Cost
Site: COLLINS ELEMENTARY - COLLINS ELEMENTARY							
Electricity	40,480	KWH	\$4,678.91	\$0.00	\$4,678.91	0.1156	74.05%
Water	324	CCF	\$1,268.18	\$0.00	\$1,268.18	3.9141	20.07%
Sewer	184	CCF	\$371.29	\$0.00	\$371.29	2.0179	5.88%
Total Cost:			\$6,318.38	\$0.00	\$6,318.38		

For COLLINS
ELEMENTARY



Filters: Cost Center Name Not Equal To DoNotReport; Billing Period Equal To 201012

elpaso

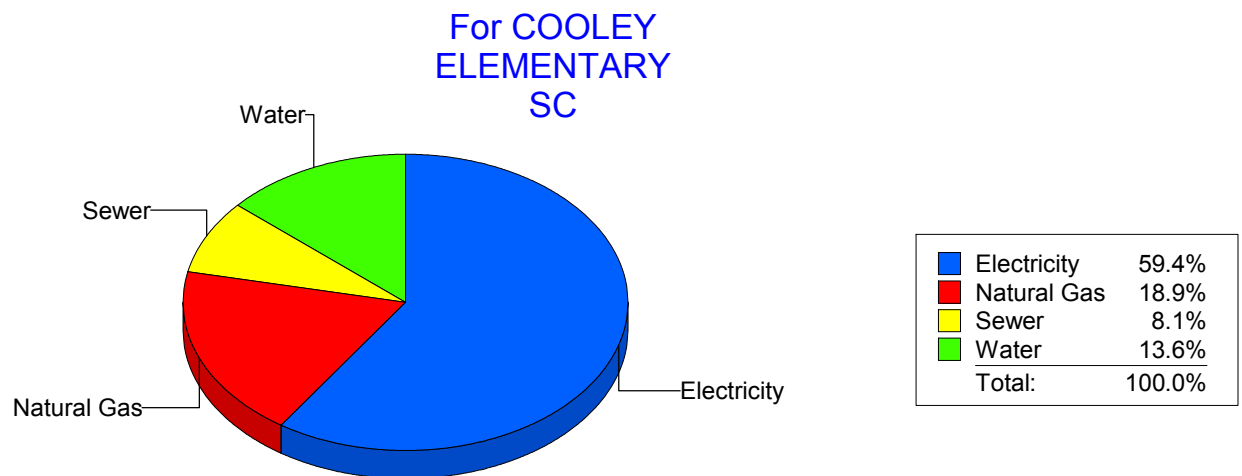
Energy CAP

Cost Avoidance Program

Cost Summary Graph

Grouped by Energy Type

Energy Type	Use	Units	Meter Cost	Special Charges	Total Cost	Avg Unit Cost	% of Total Cost
Site: COOLEY ELEMENTARY SC - COOLEY ELEMENTARY SC							
Electricity	38,200	KWH	\$4,622.13	\$0.00	\$4,622.13	0.1210	59.44%
Natural Gas	2,455	CCF	\$1,471.26	\$0.00	\$1,471.26	0.5993	18.92%
Water	362	CCF	\$1,055.05	\$0.00	\$1,055.05	2.9145	13.57%
Sewer	249	CCF	\$627.80	\$0.00	\$627.80	2.5213	8.07%
Total Cost:			\$7,776.24	\$0.00	\$7,776.24		



Filters: Cost Center Name Not Equal To DoNotReport; Billing Period Equal To 201012

elpaso

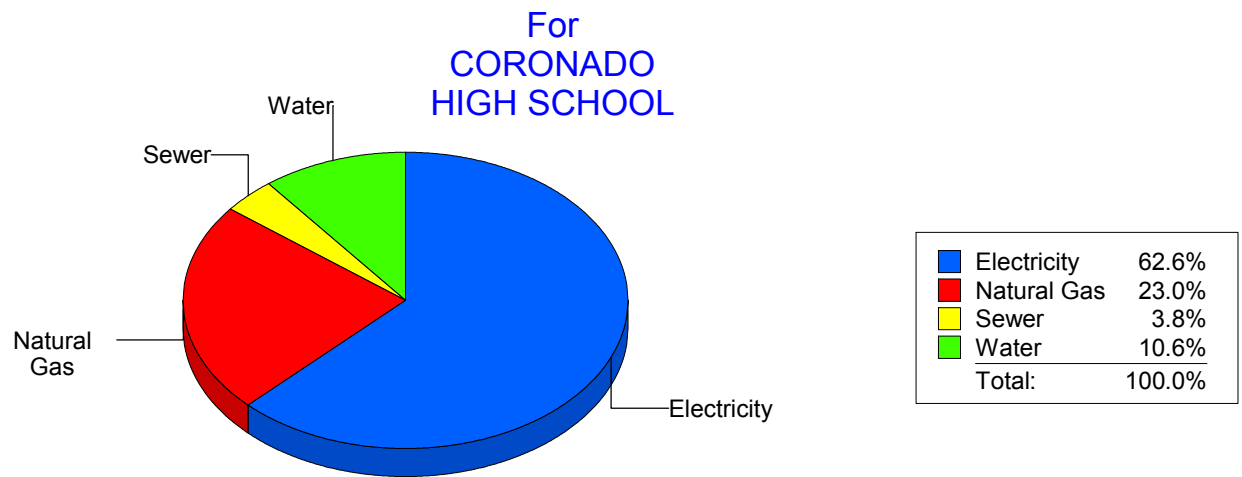
Energy CAP

Cost Avoidance Program

Cost Summary Graph

Grouped by Energy Type

Energy Type	Use	Units	Meter Cost	Special Charges	Total Cost	Avg Unit Cost	% of Total Cost
Site: CORONADO HIGH SCHOOL - CORONADO HIGH SCHOOL							
Electricity	189,497	KWH	\$20,535.89	\$0.00	\$20,535.89	0.1084	62.63%
Natural Gas	12,845	CCF	\$7,531.02	\$0.00	\$7,531.02	0.5863	22.97%
Water	2,718	CCF	\$3,475.20	\$0.00	\$3,475.20	1.2786	10.60%
Sewer	752	CCF	\$1,249.45	\$0.00	\$1,249.45	1.6615	3.81%
Total Cost:			\$32,791.56	\$0.00	\$32,791.56		



Filters: Cost Center Name Not Equal To DoNotReport; Billing Period Equal To 201012

elpaso

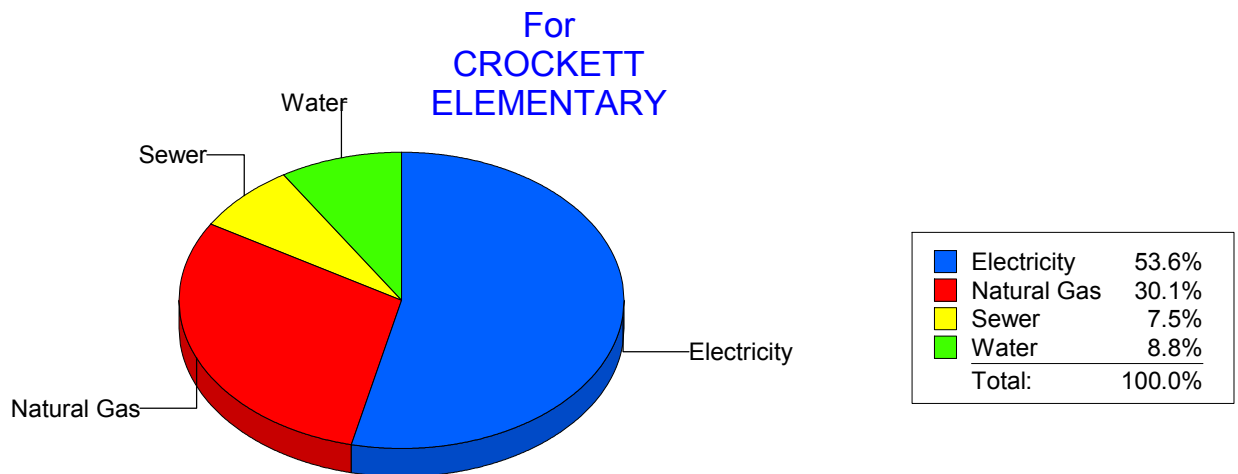
Energy CAP

Cost Avoidance Program

Cost Summary Graph

Grouped by Energy Type

Energy Type	Use	Units	Meter Cost	Special Charges	Total Cost	Avg Unit Cost	% of Total Cost
Site: CROCKETT - CROCKETT ELEMENTARY							
Electricity	26,800	KWH	\$2,944.47	\$0.00	\$2,944.47	0.1099	53.62%
Natural Gas	2,766	CCF	\$1,653.56	\$0.00	\$1,653.56	0.5978	30.11%
Water	192	CCF	\$481.07	\$0.00	\$481.07	2.5056	8.76%
Sewer	227	CCF	\$412.77	\$0.00	\$412.77	1.8184	7.52%
Total Cost:			\$5,491.87	\$0.00	\$5,491.87		



Filters: Cost Center Name Not Equal To DoNotReport; Billing Period Equal To 201012

el Paso

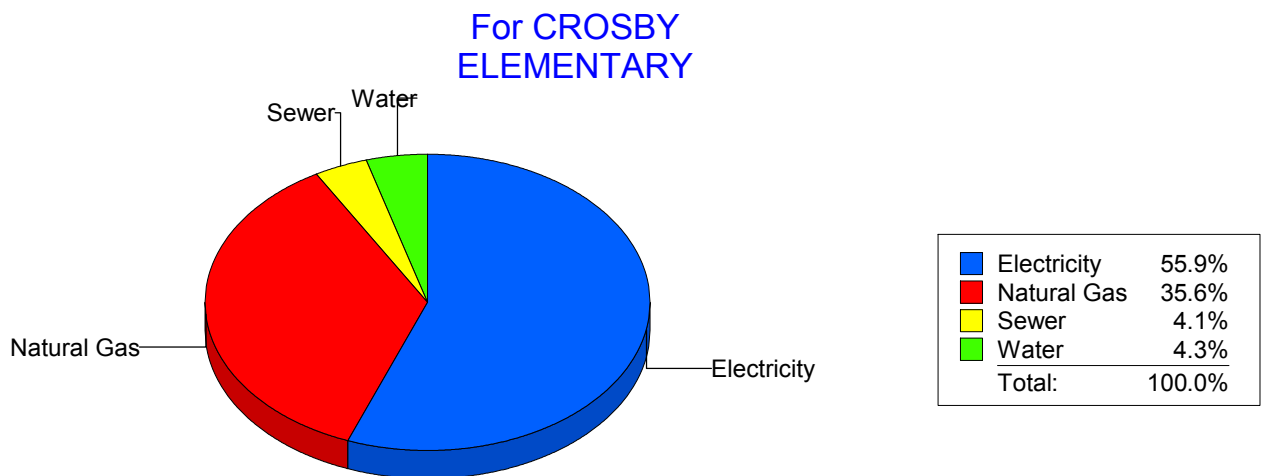
Energy CAP

Cost Avoidance Program

Cost Summary Graph

Grouped by Energy Type

Energy Type	Use	Units	Meter Cost	Special Charges	Total Cost	Avg Unit Cost	% of Total Cost
Site: CROSBY ELEMENTARY - CROSBY ELEMENTARY							
Electricity	24,780	KWH	\$3,037.46	\$0.00	\$3,037.46	0.1226	55.89%
Natural Gas	3,195	CCF	\$1,936.81	\$0.00	\$1,936.81	0.6062	35.64%
Water	76	CCF	\$235.46	\$0.00	\$235.46	3.0982	4.33%
Sewer	79	CCF	\$224.81	\$0.00	\$224.81	2.8457	4.14%
Total Cost:			\$5,434.54	\$0.00	\$5,434.54		



Filters: Cost Center Name Not Equal To DoNotReport; Billing Period Equal To 201012

elpaso

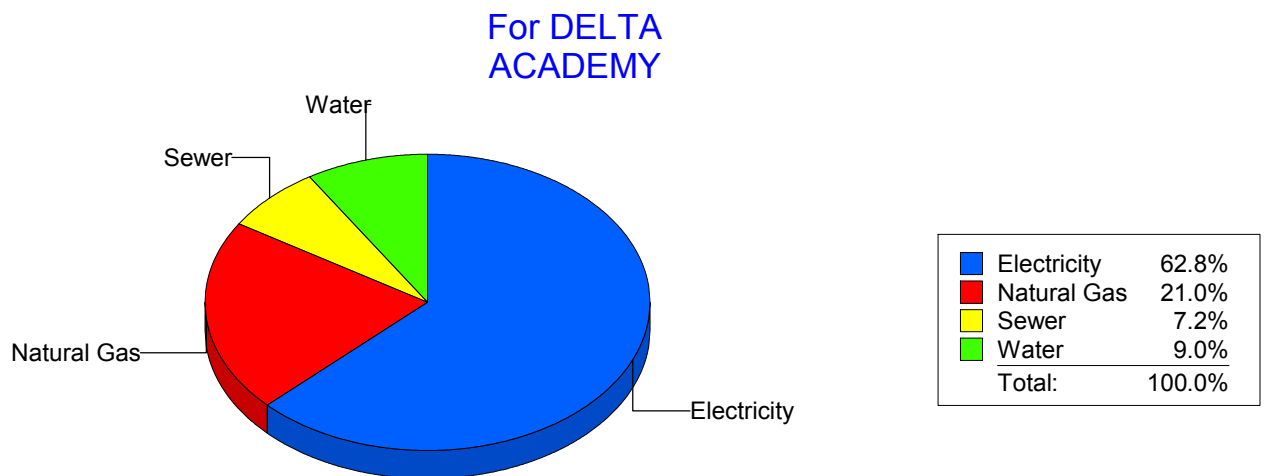
Energy CAP

Cost Avoidance Program

Cost Summary Graph

Grouped by Energy Type

Energy Type	Use	Units	Meter Cost	Special Charges	Total Cost	Avg Unit Cost	% of Total Cost
Site: DELTA ACADEMY - DELTA ACADEMY							
Electricity	22	KWH	\$264.29	\$0.00	\$264.29	12.0132	62.76%
Natural Gas	151	CCF	\$88.57	\$0.00	\$88.57	0.5866	21.03%
Water	13	CCF	\$37.77	\$0.00	\$37.77	2.9054	8.97%
Sewer	12	CCF	\$30.46	\$0.00	\$30.46	2.5383	7.23%
Total Cost:			\$421.09	\$0.00	\$421.09		



Filters: Cost Center Name Not Equal To DoNotReport; Billing Period Equal To 201012

elpaso

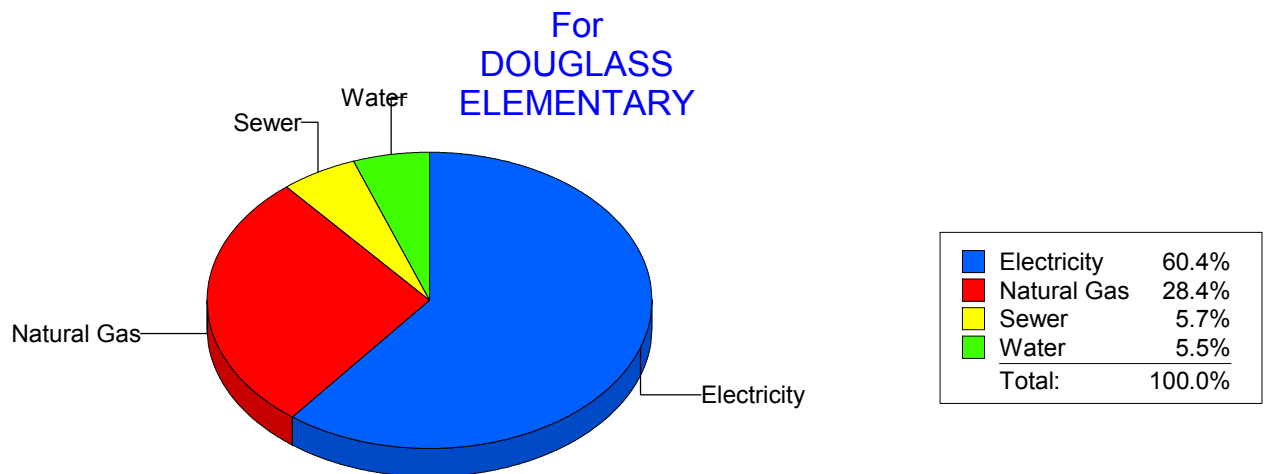
Energy CAP

Cost Avoidance Program

Cost Summary Graph

Grouped by Energy Type

Energy Type	Use	Units	Meter Cost	Special Charges	Total Cost	Avg Unit Cost	% of Total Cost
Site: DOUGLASS ELEMENTARY - DOUGLASS ELEMENTARY							
Electricity	30,819	KWH	\$3,301.51	\$0.00	\$3,301.51	0.1071	60.42%
Natural Gas	2,544	CCF	\$1,550.81	\$0.00	\$1,550.81	0.6096	28.38%
Water	106	CCF	\$302.86	\$0.00	\$302.86	2.8572	5.54%
Sewer	108	CCF	\$308.84	\$0.00	\$308.84	2.8596	5.65%
Total Cost:			\$5,464.02	\$0.00	\$5,464.02		



Filters: Cost Center Name Not Equal To DoNotReport; Billing Period Equal To 201012

elpaso

Energy CAP

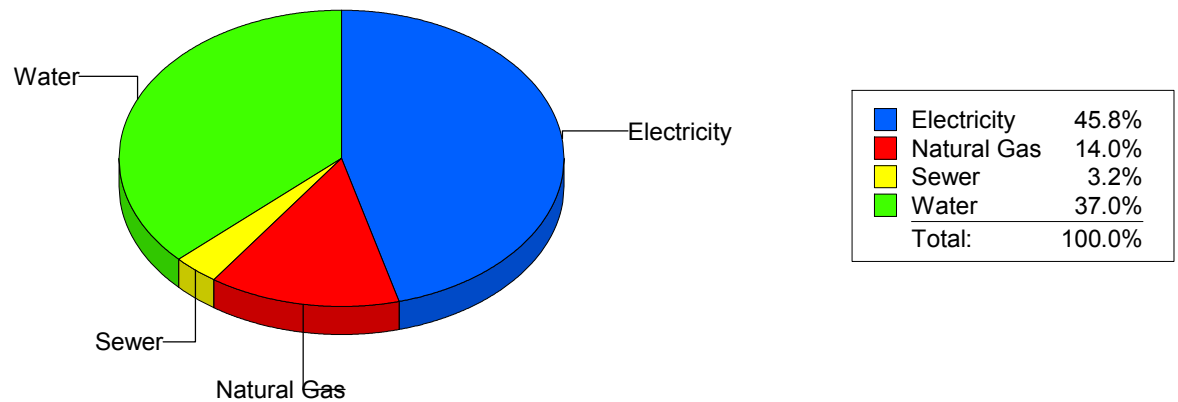
Cost Avoidance Program

Cost Summary Graph

Grouped by Energy Type

Energy Type	Use	Units	Meter Cost	Special Charges	Total Cost	Avg Unit Cost	% of Total Cost
Site: DOWELL ELEMENTARY - DOWELL ELEMENTARY							
Electricity	16,913	KWH	\$2,253.02	\$0.00	\$2,253.02	0.1332	45.75%
Natural Gas	1,125	CCF	\$691.80	\$0.00	\$691.80	0.6149	14.05%
Water	691	CCF	\$1,820.99	\$0.00	\$1,820.99	2.6353	36.98%
Sewer	86	CCF	\$158.70	\$0.00	\$158.70	1.8453	3.22%
Total Cost:			\$4,924.51	\$0.00	\$4,924.51		

For DOWELL
ELEMENTARY



Filters: Cost Center Name Not Equal To DoNotReport; Billing Period Equal To 201012

elpaso

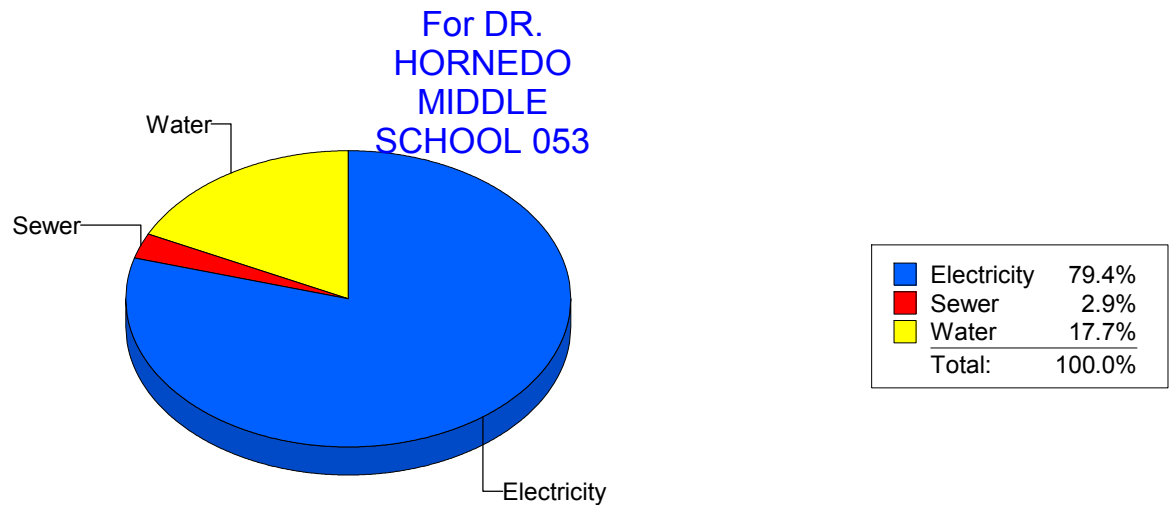
Energy CAP

Cost Avoidance Program

Cost Summary Graph

Grouped by Energy Type

Energy Type	Use	Units	Meter Cost	Special Charges	Total Cost	Avg Unit Cost	% of Total Cost
Site: DRHORNEDOMIDDLESCHOOL - DR. HORNEDO MIDDLE SCHOOL 053							
Electricity	74,800	KWH	\$8,434.76	\$0.00	\$8,434.76	0.1128	79.37%
Water	429	CCF	\$1,880.43	\$0.00	\$1,880.43	4.3833	17.69%
Sewer	182	CCF	\$312.28	\$0.00	\$312.28	1.7158	2.94%
Total Cost:			\$10,627.47	\$0.00	\$10,627.47		



Filters: Cost Center Name Not Equal To DoNotReport; Billing Period Equal To 201012

el Paso

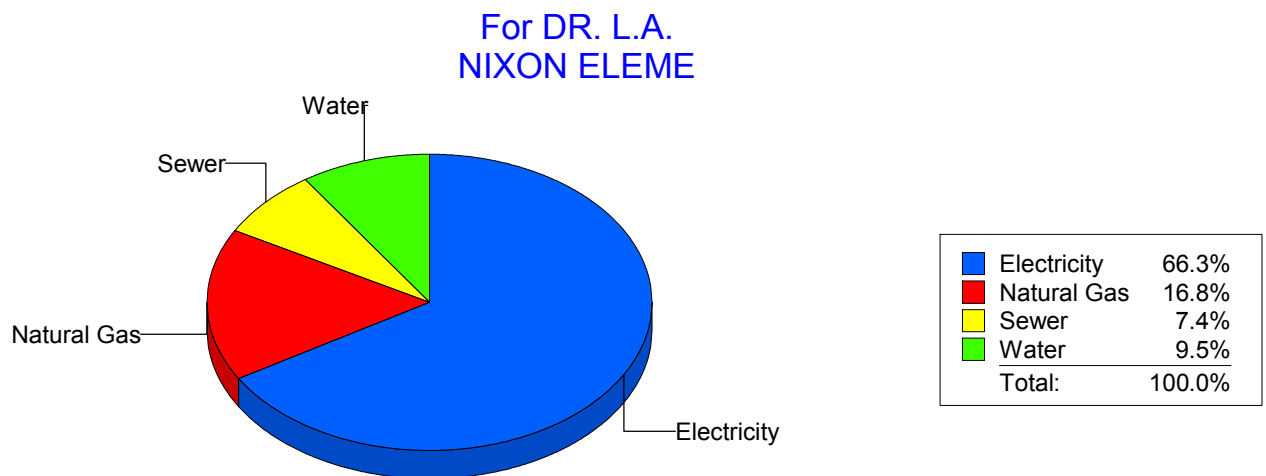
Energy CAP

Cost Avoidance Program

Cost Summary Graph

Grouped by Energy Type

Energy Type	Use	Units	Meter Cost	Special Charges	Total Cost	Avg Unit Cost	% of Total Cost
Site: DR. L.A. NIXON ELEME - DR. L.A. NIXON ELEME							
Electricity	37,440	KWH	\$4,448.10	\$0.00	\$4,448.10	0.1188	66.30%
Natural Gas	1,830	CCF	\$1,129.22	\$0.00	\$1,129.22	0.6171	16.83%
Water	281	CCF	\$637.58	\$0.00	\$637.58	2.2690	9.50%
Sewer	193	CCF	\$494.44	\$0.00	\$494.44	2.5619	7.37%
Total Cost:			\$6,709.34	\$0.00	\$6,709.34		



Filters: Cost Center Name Not Equal To DoNotReport; Billing Period Equal To 201012

elpaso

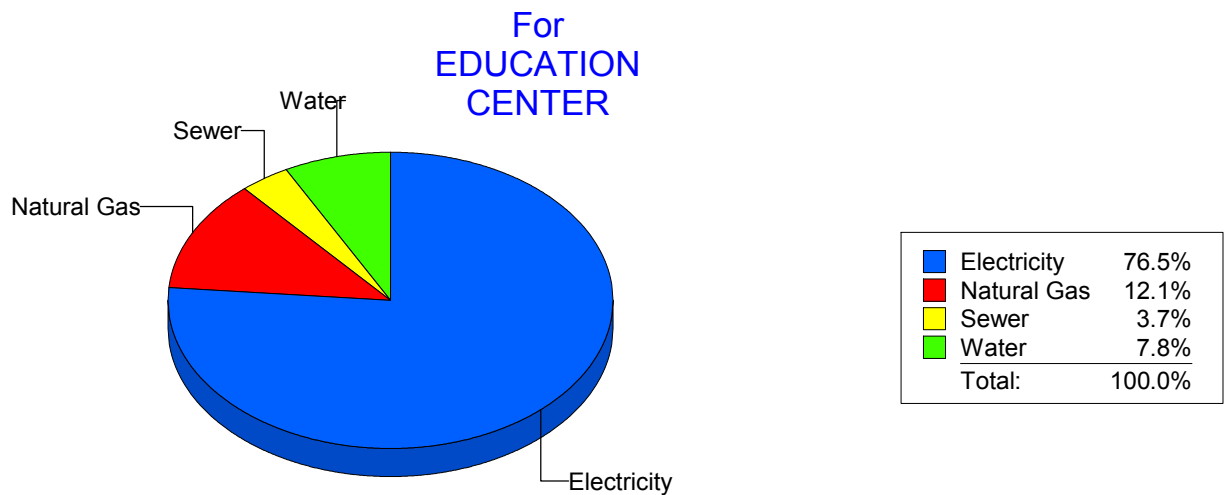
Energy CAP

Cost Avoidance Program

Cost Summary Graph

Grouped by Energy Type

Energy Type	Use	Units	Meter Cost	Special Charges	Total Cost	Avg Unit Cost	% of Total Cost
Site: EDUCATION CENTER - EDUCATION CENTER							
Electricity	242,144	KWH	\$20,936.51	\$0.00	\$20,936.51	0.0865	76.48%
Natural Gas	5,634	CCF	\$3,307.84	\$0.00	\$3,307.84	0.5871	12.08%
Water	781	CCF	\$2,129.48	\$0.00	\$2,129.48	2.7266	7.78%
Sewer	444	CCF	\$999.93	\$0.00	\$999.93	2.2521	3.65%
Total Cost:			\$27,373.76	\$0.00	\$27,373.76		



Filters: Cost Center Name Not Equal To DoNotReport; Billing Period Equal To 201012

elpaso

Energy CAP

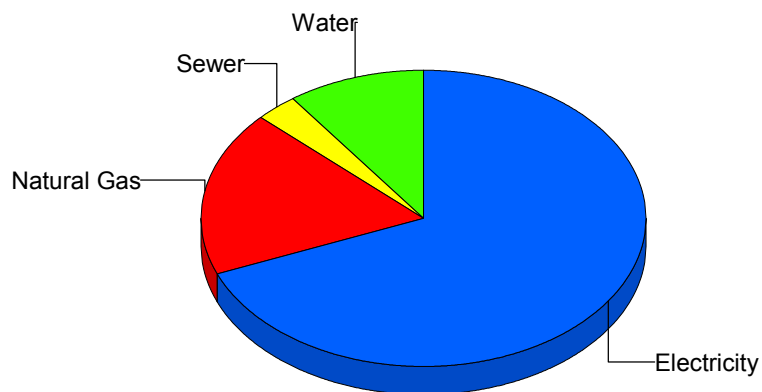
Cost Avoidance Program

Cost Summary Graph

Grouped by Energy Type

Energy Type	Use	Units	Meter Cost	Special Charges	Total Cost	Avg Unit Cost	% of Total Cost
Site: EL PASO HIGH SCHOOL - EL PASO HIGH SCHOOL							
Electricity	122,382	KWH	\$15,473.40	\$0.00	\$15,473.40	0.1264	68.91%
Natural Gas	6,648	CCF	\$4,066.77	\$0.00	\$4,066.77	0.6117	18.11%
Water	554	CCF	\$2,236.53	\$0.00	\$2,236.53	4.0371	9.96%
Sewer	258	CCF	\$677.22	\$0.00	\$677.22	2.6249	3.02%
Total Cost:			\$22,453.92	\$0.00	\$22,453.92		

For EL PASO
HIGH SCHOOL



Electricity	68.9%
Natural Gas	18.1%
Sewer	3.0%
Water	10.0%
Total:	100.0%

Filters: Cost Center Name Not Equal To DoNotReport; Billing Period Equal To 201012

elpaso

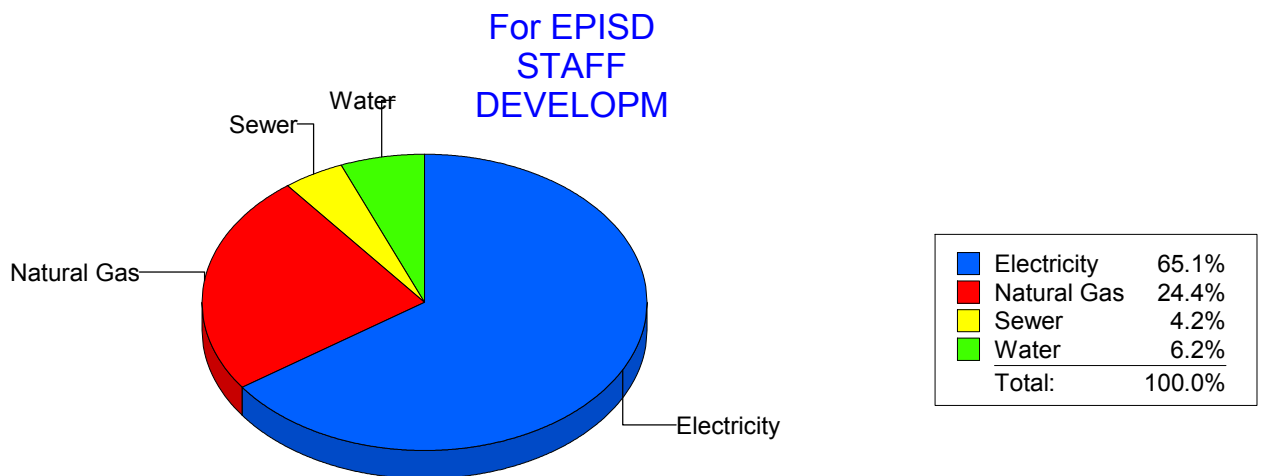
Energy CAP

Cost Avoidance Program

Cost Summary Graph

Grouped by Energy Type

Energy Type	Use	Units	Meter Cost	Special Charges	Total Cost	Avg Unit Cost	% of Total Cost
Site: EPISD STAFF DEVELOPM - EPISD STAFF DEVELOPM							
Electricity	11,200	KWH	\$1,097.41	\$0.00	\$1,097.41	0.0980	65.14%
Natural Gas	647	CCF	\$411.43	\$0.00	\$411.43	0.6359	24.42%
Water	28	CCF	\$104.74	\$0.00	\$104.74	3.7407	6.22%
Sewer	17	CCF	\$71.07	\$0.00	\$71.07	4.1806	4.22%
Total Cost:			\$1,684.65	\$0.00	\$1,684.65		



Filters: Cost Center Name Not Equal To DoNotReport; Billing Period Equal To 201012

elpaso

Energy CAP

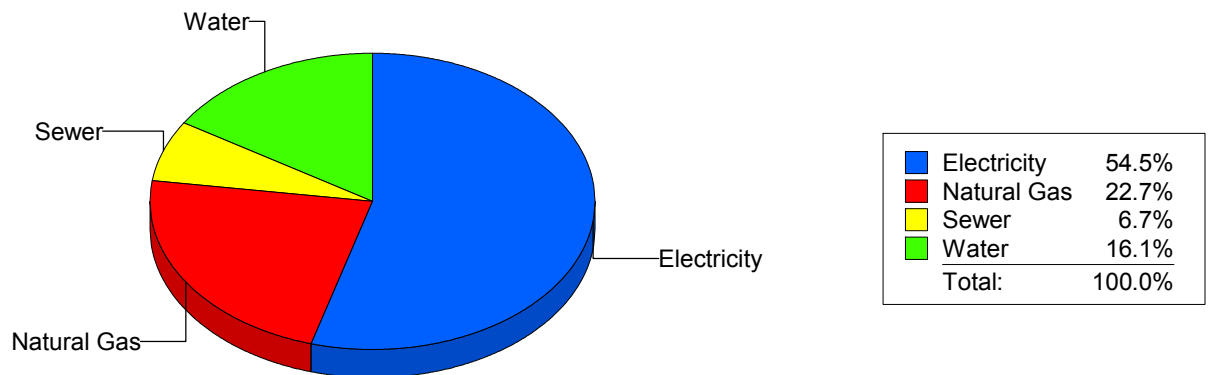
Cost Avoidance Program

Cost Summary Graph

Grouped by Energy Type

Energy Type	Use	Units	Meter Cost	Special Charges	Total Cost	Avg Unit Cost	% of Total Cost
Site: FANNIN ELEMENTARY - FANNIN ELEMENTARY							
Electricity	20,720	KWH	\$3,398.76	\$0.00	\$3,398.76	0.1640	54.49%
Natural Gas	2,265	CCF	\$1,416.04	\$0.00	\$1,416.04	0.6252	22.70%
Water	346	CCF	\$1,006.41	\$0.00	\$1,006.41	2.9087	16.14%
Sewer	170	CCF	\$415.75	\$0.00	\$415.75	2.4456	6.67%
Total Cost:			\$6,236.96	\$0.00	\$6,236.96		

For FANNIN
ELEMENTARY



Filters: Cost Center Name Not Equal To DoNotReport; Billing Period Equal To 201012

elpaso

Energy CAP

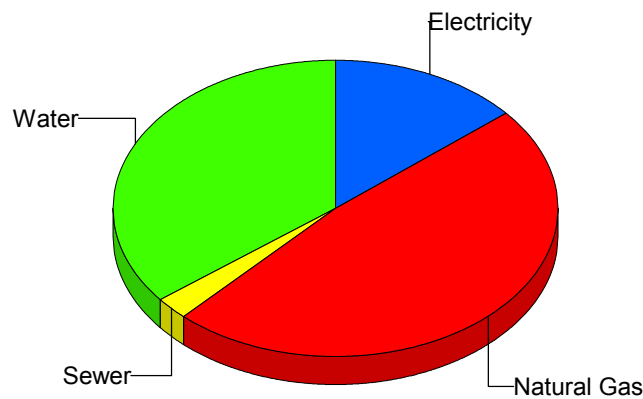
Cost Avoidance Program

Cost Summary Graph

Grouped by Energy Type

Energy Type	Use	Units	Meter Cost	Special Charges	Total Cost	Avg Unit Cost	% of Total Cost
Site: FINE ARTS/MULTIMEDIA - FINE ARTS/MULTIMEDIA							
Electricity	5,637	KWH	\$689.18	\$0.00	\$689.18	0.1223	13.91%
Natural Gas	4,034	CCF	\$2,386.29	\$0.00	\$2,386.29	0.5915	48.16%
Water	411	CCF	\$1,765.49	\$0.00	\$1,765.49	4.2956	35.63%
Sewer	41	CCF	\$114.31	\$0.00	\$114.31	2.7880	2.31%
Total Cost:			\$4,955.27	\$0.00	\$4,955.27		

For FINE ARTS/MULTIMEDIA



Electricity	13.9%
Natural Gas	48.2%
Sewer	2.3%
Water	35.6%
Total:	100.0%

Filters: Cost Center Name Not Equal To DoNotReport; Billing Period Equal To 201012

elpaso

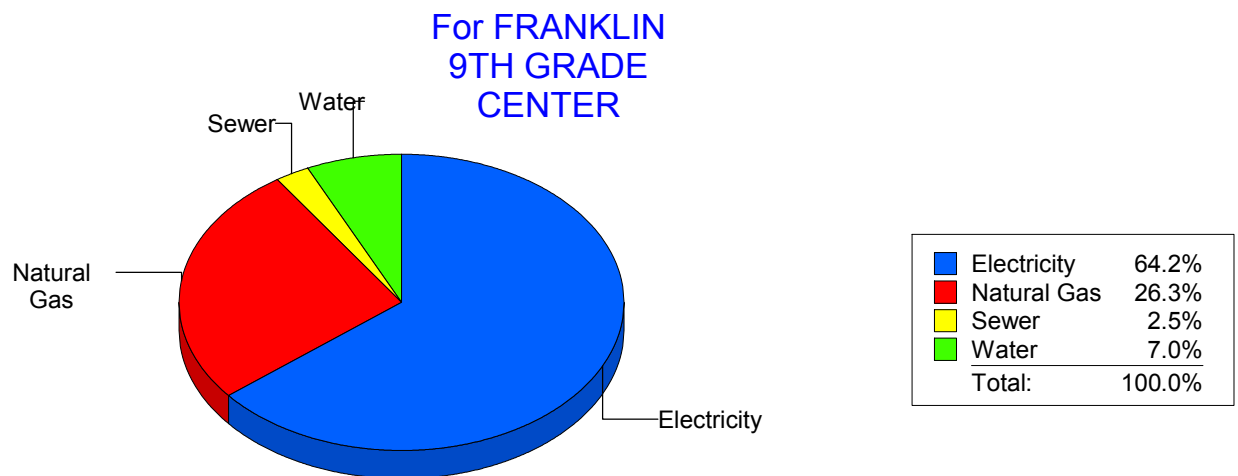
Energy CAP

Cost Avoidance Program

Cost Summary Graph

Grouped by Energy Type

Energy Type	Use	Units	Meter Cost	Special Charges	Total Cost	Avg Unit Cost	% of Total Cost
Site: FRANKLIN9THGRADECENTER - FRANKLIN 9TH GRADE CENTER							
Electricity	135,000	KWH	\$11,507.12	\$0.00	\$11,507.12	0.0852	64.16%
Natural Gas	8,092	CCF	\$4,723.59	\$0.00	\$4,723.59	0.5837	26.34%
Water	1,042	CCF	\$1,254.54	\$0.00	\$1,254.54	1.2040	6.99%
Sewer	188	CCF	\$450.71	\$0.00	\$450.71	2.3974	2.51%
Total Cost:			\$17,935.96	\$0.00	\$17,935.96		



Filters: Cost Center Name Not Equal To DoNotReport; Billing Period Equal To 201012

elpaso

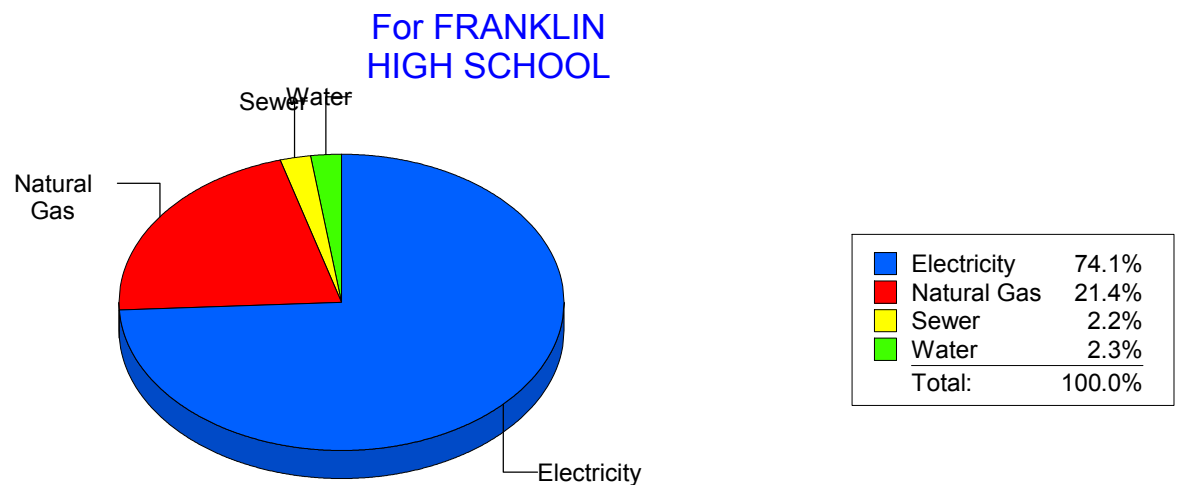
Energy CAP

Cost Avoidance Program

Cost Summary Graph

Grouped by Energy Type

Energy Type	Use	Units	Meter Cost	Special Charges	Total Cost	Avg Unit Cost	% of Total Cost
Site: FRANKLIN HIGH SCHOOL - FRANKLIN HIGH SCHOOL							
Electricity	239,248	KWH	\$24,023.04	\$0.00	\$24,023.04	0.1004	74.14%
Natural Gas	11,853	CCF	\$6,918.37	\$0.00	\$6,918.37	0.5837	21.35%
Water	353	CCF	\$741.69	\$0.00	\$741.69	2.1011	2.29%
Sewer	401	CCF	\$721.22	\$0.00	\$721.22	1.7986	2.23%
Total Cost:			\$32,404.32	\$0.00	\$32,404.32		



Filters: Cost Center Name Not Equal To DoNotReport; Billing Period Equal To 201012

elpaso

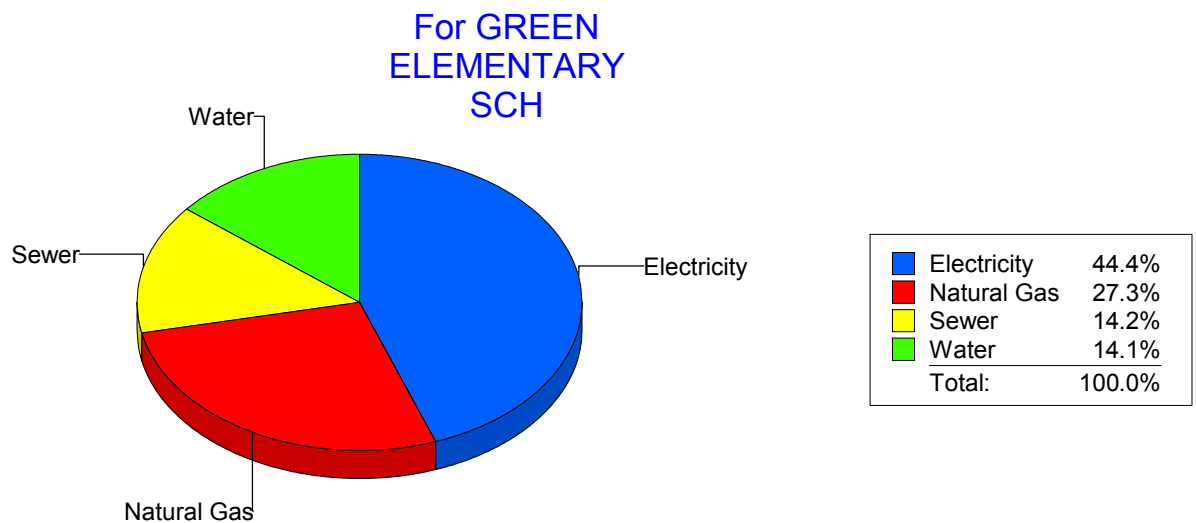
Energy CAP

Cost Avoidance Program

Cost Summary Graph

Grouped by Energy Type

Energy Type	Use	Units	Meter Cost	Special Charges	Total Cost	Avg Unit Cost	% of Total Cost
Site: GREEN ELEMENTARY SCH - GREEN ELEMENTARY SCH							
Electricity	25,800	KWH	\$2,774.63	\$0.00	\$2,774.63	0.1075	44.35%
Natural Gas	2,813	CCF	\$1,709.41	\$0.00	\$1,709.41	0.6077	27.33%
Water	408	CCF	\$884.07	\$0.00	\$884.07	2.1668	14.13%
Sewer	483	CCF	\$887.60	\$0.00	\$887.60	1.8377	14.19%
Total Cost:			\$6,255.71	\$0.00	\$6,255.71		



Filters: Cost Center Name Not Equal To DoNotReport; Billing Period Equal To 201012

elpaso

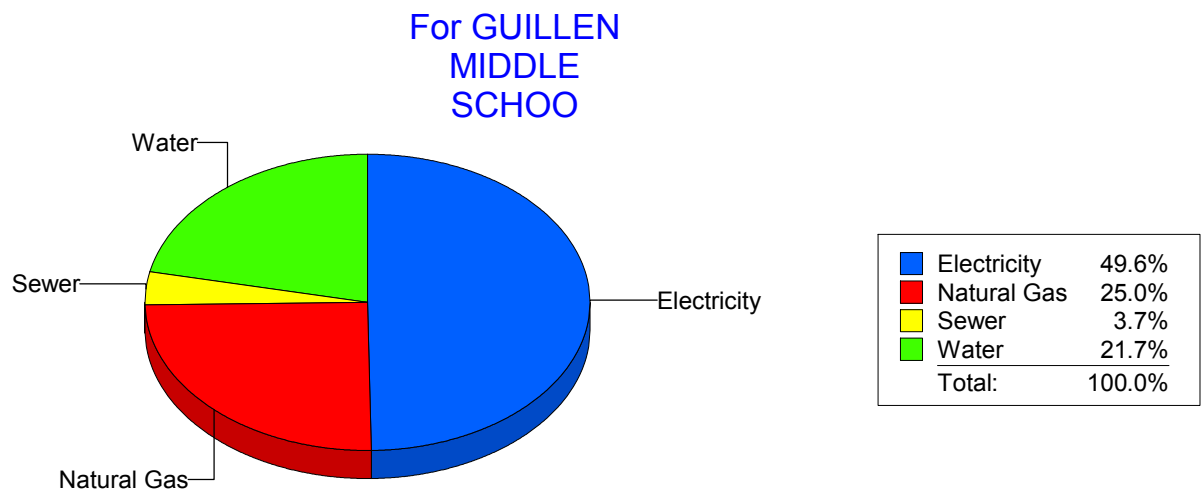
Energy CAP

Cost Avoidance Program

Cost Summary Graph

Grouped by Energy Type

Energy Type	Use	Units	Meter Cost	Special Charges	Total Cost	Avg Unit Cost	% of Total Cost
Site: GUILLEN MIDDLE SCHOO - GUILLEN MIDDLE SCHOO							
Electricity	62,100	KWH	\$6,648.24	\$0.00	\$6,648.24	0.1071	49.64%
Natural Gas	5,594	CCF	\$3,343.47	\$0.00	\$3,343.47	0.5977	24.96%
Water	875	CCF	\$2,909.14	\$0.00	\$2,909.14	3.3247	21.72%
Sewer	230	CCF	\$491.95	\$0.00	\$491.95	2.1389	3.67%
Total Cost:			\$13,392.80	\$0.00	\$13,392.80		



Filters: Cost Center Name Not Equal To DoNotReport; Billing Period Equal To 201012

elpaso

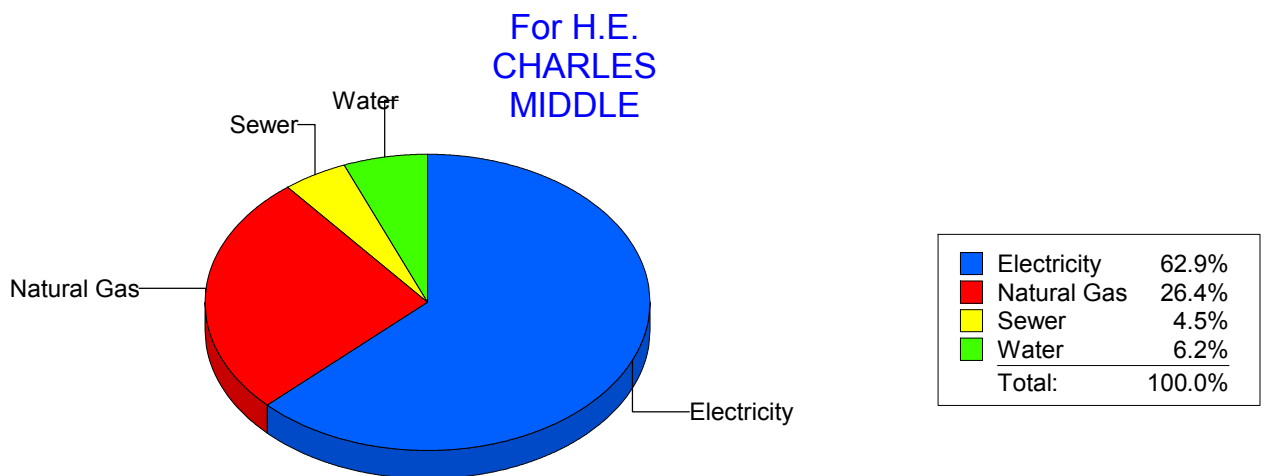
Energy CAP

Cost Avoidance Program

Cost Summary Graph

Grouped by Energy Type

Energy Type	Use	Units	Meter Cost	Special Charges	Total Cost	Avg Unit Cost	% of Total Cost
Site: H.E. CHARLES MIDDLE - H.E. CHARLES MIDDLE							
Electricity	49,900	KWH	\$5,915.19	\$0.00	\$5,915.19	0.1185	62.90%
Natural Gas	4,198	CCF	\$2,480.75	\$0.00	\$2,480.75	0.5909	26.38%
Water	269	CCF	\$583.53	\$0.00	\$583.53	2.1693	6.21%
Sewer	167	CCF	\$424.04	\$0.00	\$424.04	2.5392	4.51%
Total Cost:			\$9,403.51	\$0.00	\$9,403.51		



Filters: Cost Center Name Not Equal To DoNotReport; Billing Period Equal To 201012

elpaso

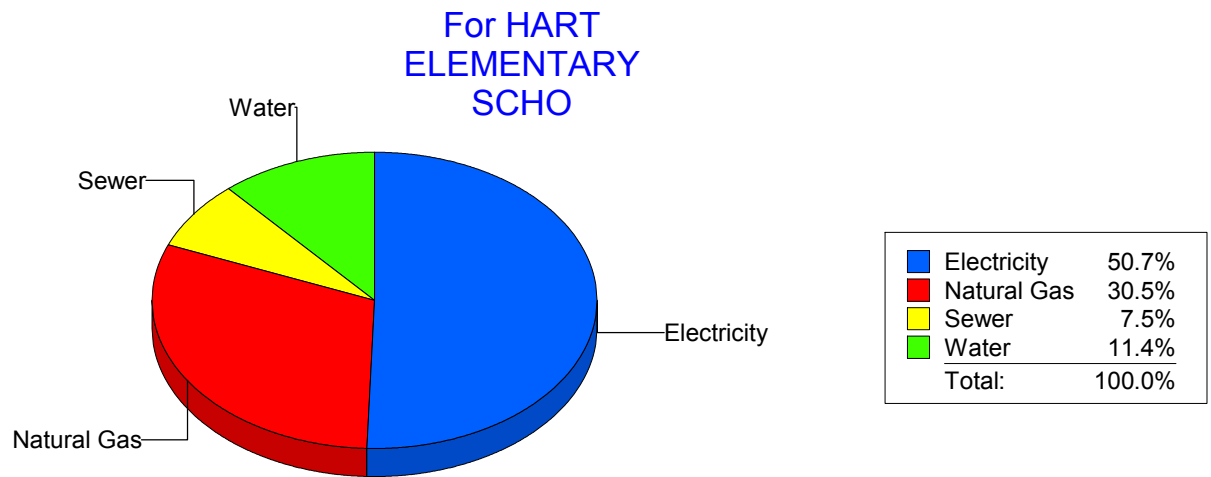
Energy CAP

Cost Avoidance Program

Cost Summary Graph

Grouped by Energy Type

Energy Type	Use	Units	Meter Cost	Special Charges	Total Cost	Avg Unit Cost	% of Total Cost
Site: HART ELEMENTARY SCHO - HART ELEMENTARY SCHO							
Electricity	15,587	KWH	\$2,022.32	\$0.00	\$2,022.32	0.1297	50.66%
Natural Gas	2,023	CCF	\$1,218.02	\$0.00	\$1,218.02	0.6021	30.51%
Water	198	CCF	\$454.19	\$0.00	\$454.19	2.2939	11.38%
Sewer	118	CCF	\$297.58	\$0.00	\$297.58	2.5219	7.45%
Total Cost:			\$3,992.11	\$0.00	\$3,992.11		



Filters: Cost Center Name Not Equal To DoNotReport; Billing Period Equal To 201012

elpaso

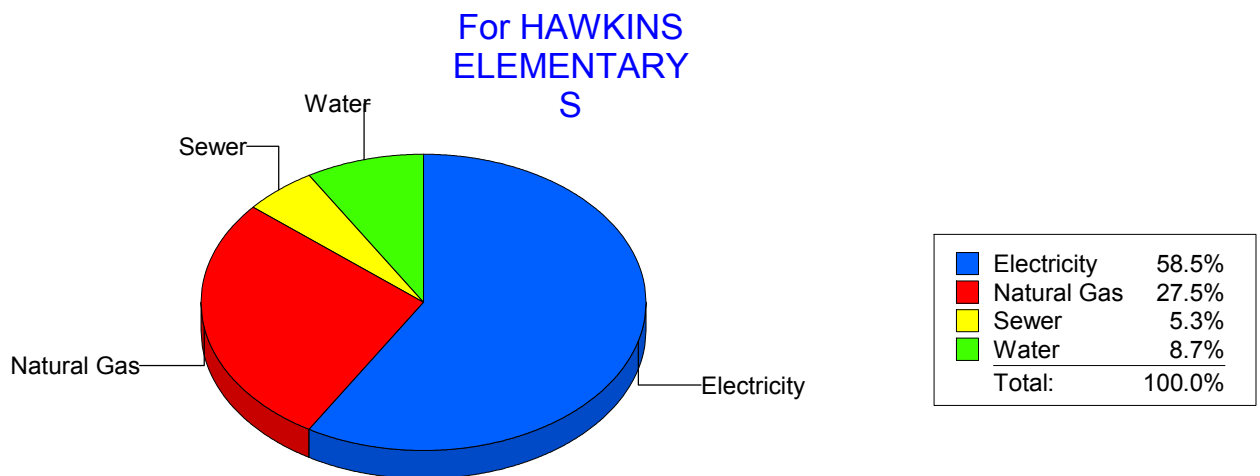
Energy CAP

Cost Avoidance Program

Cost Summary Graph

Grouped by Energy Type

Energy Type	Use	Units	Meter Cost	Special Charges	Total Cost	Avg Unit Cost	% of Total Cost
Site: HAWKINS ELEMENTARY S - HAWKINS ELEMENTARY S							
Electricity	18,702	KWH	\$1,984.72	\$0.00	\$1,984.72	0.1061	58.53%
Natural Gas	1,536	CCF	\$932.55	\$0.00	\$932.55	0.6071	27.50%
Water	66	CCF	\$293.34	\$0.00	\$293.34	4.4445	8.65%
Sewer	44	CCF	\$180.36	\$0.00	\$180.36	4.0991	5.32%
Total Cost:			\$3,390.97	\$0.00	\$3,390.97		



Filters: Cost Center Name Not Equal To DoNotReport; Billing Period Equal To 201012

elpaso

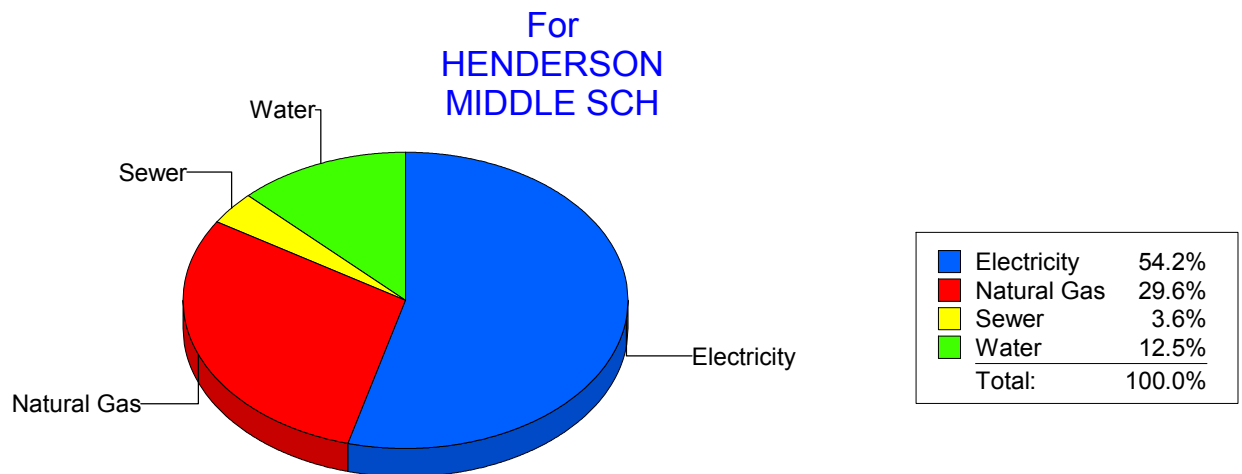
Energy CAP

Cost Avoidance Program

Cost Summary Graph

Grouped by Energy Type

Energy Type	Use	Units	Meter Cost	Special Charges	Total Cost	Avg Unit Cost	% of Total Cost
Site: HENDERSON MIDDLE SCH - HENDERSON MIDDLE SCH							
Electricity	37,089	KWH	\$4,587.59	\$0.00	\$4,587.59	0.1237	54.24%
Natural Gas	4,243	CCF	\$2,506.67	\$0.00	\$2,506.67	0.5908	29.64%
Water	529	CCF	\$1,055.27	\$0.00	\$1,055.27	1.9948	12.48%
Sewer	194	CCF	\$308.62	\$0.00	\$308.62	1.5908	3.65%
Total Cost:			\$8,458.15	\$0.00	\$8,458.15		



Filters: Cost Center Name Not Equal To DoNotReport; Billing Period Equal To 201012

elpaso


Energy CAP

Cost Avoidance Program

Cost Summary Graph

Grouped by Energy Type

Energy Type	Use	Units	Meter Cost	Special Charges	Total Cost	Avg Unit Cost	% of Total Cost
Site: HERCULES COTTAGES - HERCULES COTTAGES							
Electricity	3,883	KWH	\$556.45	\$0.00	\$556.45	0.1433	54.04%
Natural Gas	380	CCF	\$354.04	\$0.00	\$354.04	0.9317	34.39%
Water	22	CCF	\$65.95	\$0.00	\$65.95	2.9977	6.41%
Sewer	18	CCF	\$53.19	\$0.00	\$53.19	2.9550	5.17%
Total Cost:			\$1,029.63	\$0.00	\$1,029.63		



Filters: Cost Center Name Not Equal To DoNotReport; Billing Period Equal To 201012

elpaso

Energy CAP

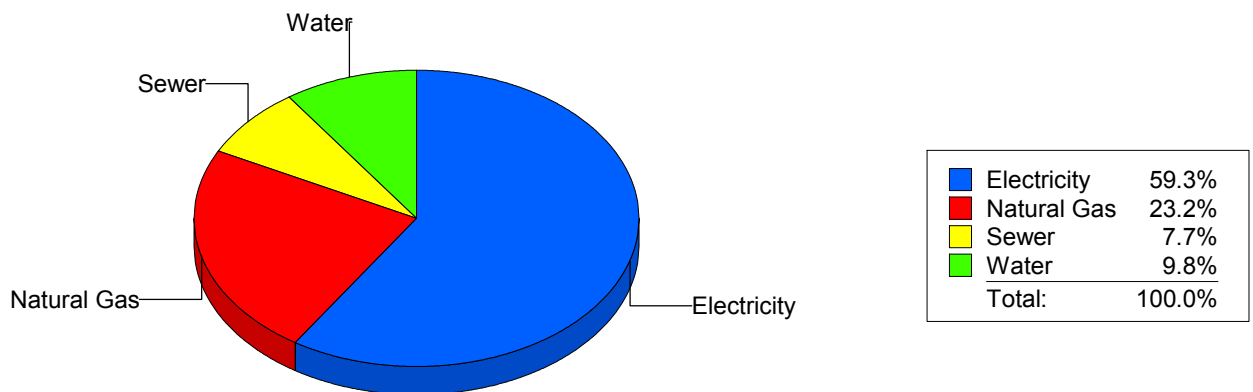
Cost Avoidance Program

Cost Summary Graph

Grouped by Energy Type

Energy Type	Use	Units	Meter Cost	Special Charges	Total Cost	Avg Unit Cost	% of Total Cost
Site: HERRERA - HERRERA ELEMENTARY							
Electricity	37,200	KWH	\$4,244.52	\$0.00	\$4,244.52	0.1141	59.28%
Natural Gas	2,775	CCF	\$1,658.83	\$0.00	\$1,658.83	0.5978	23.17%
Water	165	CCF	\$701.37	\$0.00	\$701.37	4.2507	9.80%
Sewer	270	CCF	\$554.85	\$0.00	\$554.85	2.0550	7.75%
Total Cost:			\$7,159.57	\$0.00	\$7,159.57		

For HERRERA
ELEMENTARY



Filters: Cost Center Name Not Equal To DoNotReport; Billing Period Equal To 201012

elpaso

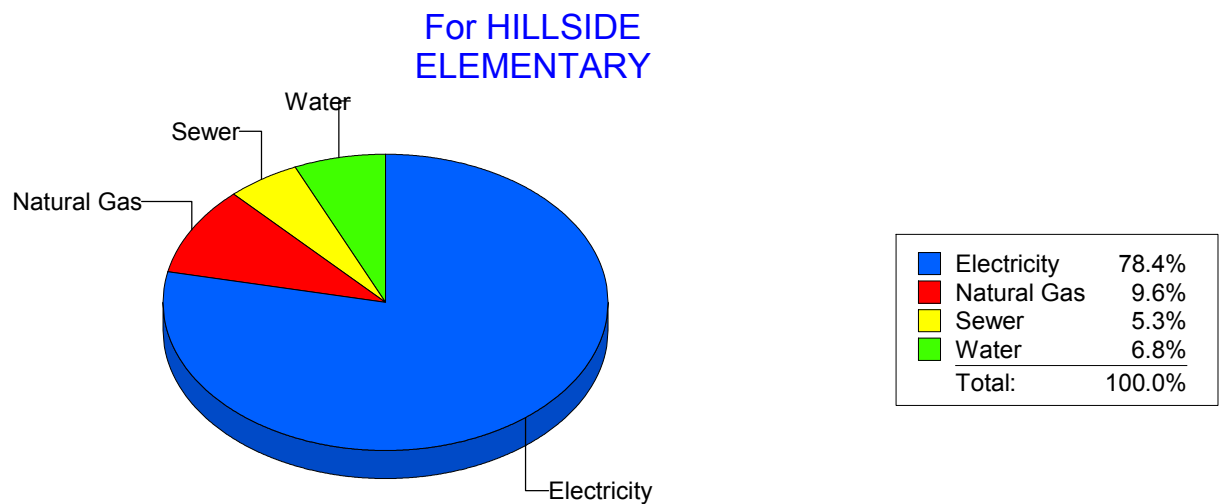
Energy CAP

Cost Avoidance Program

Cost Summary Graph

Grouped by Energy Type

Energy Type	Use	Units	Meter Cost	Special Charges	Total Cost	Avg Unit Cost	% of Total Cost
Site: HILLSIDE ELEMENTARY - HILLSIDE ELEMENTARY							
Electricity	34,433	KWH	\$4,626.57	\$0.00	\$4,626.57	0.1344	78.36%
Natural Gas	761	CCF	\$565.14	\$0.00	\$565.14	0.7426	9.57%
Water	145	CCF	\$400.02	\$0.00	\$400.02	2.7588	6.77%
Sewer	89	CCF	\$312.88	\$0.00	\$312.88	3.5155	5.30%
Total Cost:			\$5,904.61	\$0.00	\$5,904.61		



Filters: Cost Center Name Not Equal To DoNotReport; Billing Period Equal To 201012

elpaso

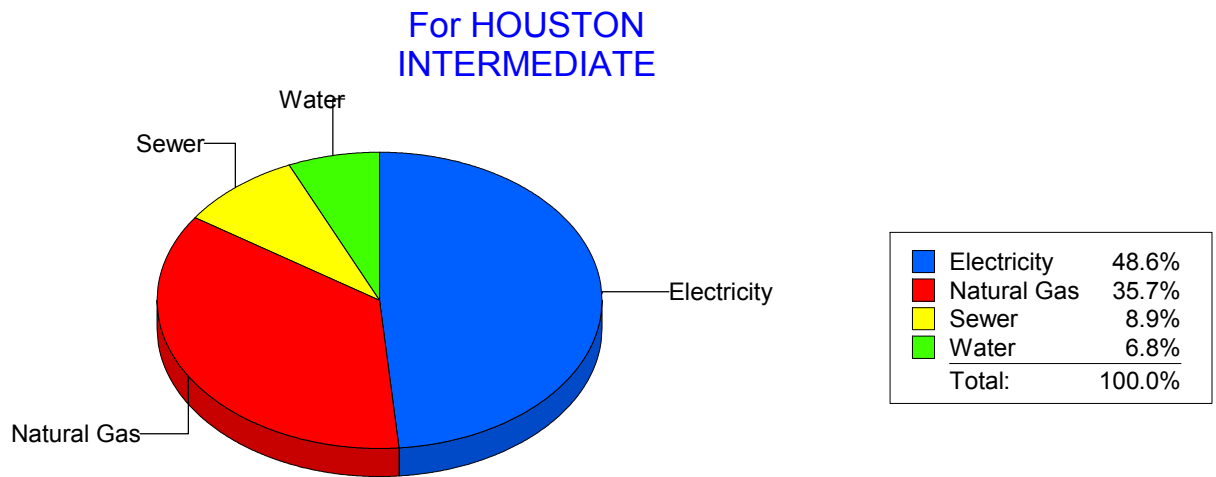
Energy CAP

Cost Avoidance Program

Cost Summary Graph

Grouped by Energy Type

Energy Type	Use	Units	Meter Cost	Special Charges	Total Cost	Avg Unit Cost	% of Total Cost
Site: HOUSTON INTERMEDIATE - HOUSTON INTERMEDIATE							
Electricity	12,665	KWH	\$1,523.36	\$0.00	\$1,523.36	0.1203	48.64%
Natural Gas	1,762	CCF	\$1,117.08	\$0.00	\$1,117.08	0.6340	35.67%
Water	9	CCF	\$211.57	\$0.00	\$211.57	23.5078	6.76%
Sewer	55	CCF	\$279.81	\$0.00	\$279.81	5.0875	8.93%
Total Cost:			\$3,131.82	\$0.00	\$3,131.82		



Filters: Cost Center Name Not Equal To DoNotReport; Billing Period Equal To 201012

elpaso

Energy CAP

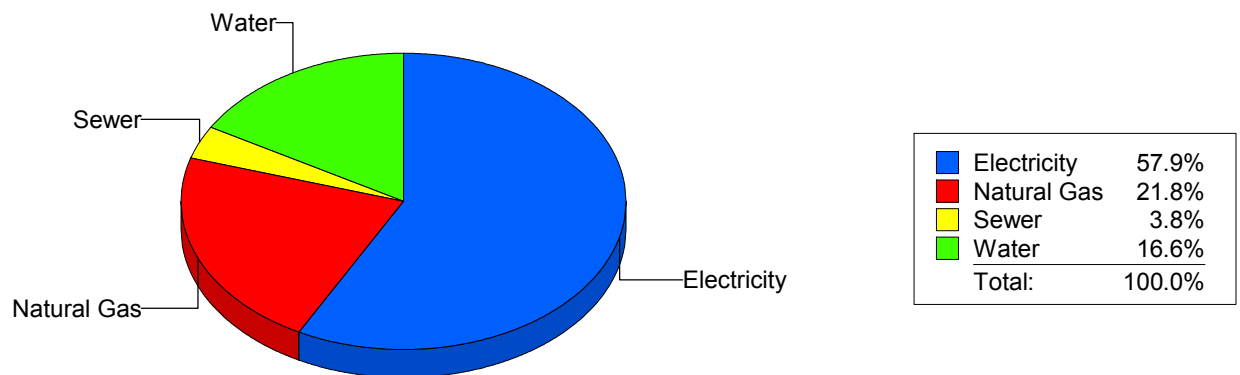
Cost Avoidance Program

Cost Summary Graph

Grouped by Energy Type

Energy Type	Use	Units	Meter Cost	Special Charges	Total Cost	Avg Unit Cost	% of Total Cost
Site: MOYE - HR MOYE							
Electricity	43,320	KWH	\$4,972.82	\$0.00	\$4,972.82	0.1148	57.87%
Natural Gas	3,139	CCF	\$1,870.78	\$0.00	\$1,870.78	0.5960	21.77%
Water	297	CCF	\$1,426.79	\$0.00	\$1,426.79	4.8040	16.60%
Sewer	87	CCF	\$322.44	\$0.00	\$322.44	3.7062	3.75%
Total Cost:			\$8,592.83	\$0.00	\$8,592.83		

For HR MOYE



Filters: Cost Center Name Not Equal To DoNotReport; Billing Period Equal To 201012

elpaso

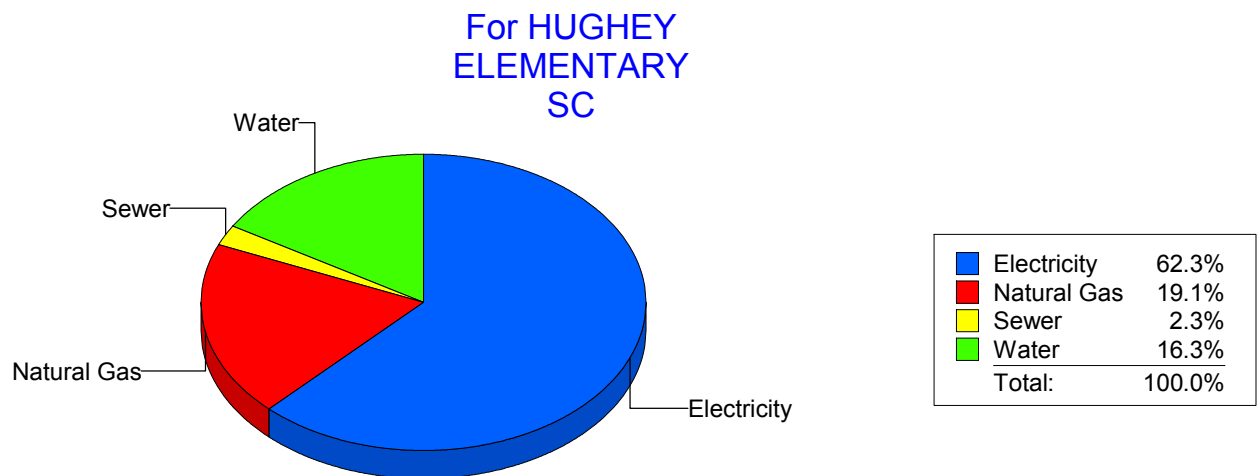
Energy CAP

Cost Avoidance Program

Cost Summary Graph

Grouped by Energy Type

Energy Type	Use	Units	Meter Cost	Special Charges	Total Cost	Avg Unit Cost	% of Total Cost
Site: HUGHEY ELEMENTARY SC - HUGHEY ELEMENTARY SC							
Electricity	23,080	KWH	\$3,677.95	\$0.00	\$3,677.95	0.1594	62.31%
Natural Gas	1,866	CCF	\$1,125.99	\$0.00	\$1,125.99	0.6034	19.08%
Water	273	CCF	\$961.43	\$0.00	\$961.43	3.5217	16.29%
Sewer	58	CCF	\$137.17	\$0.00	\$137.17	2.3650	2.32%
Total Cost:			\$5,902.54	\$0.00	\$5,902.54		



Filters: Cost Center Name Not Equal To DoNotReport; Billing Period Equal To 201012

elpaso

Energy CAP

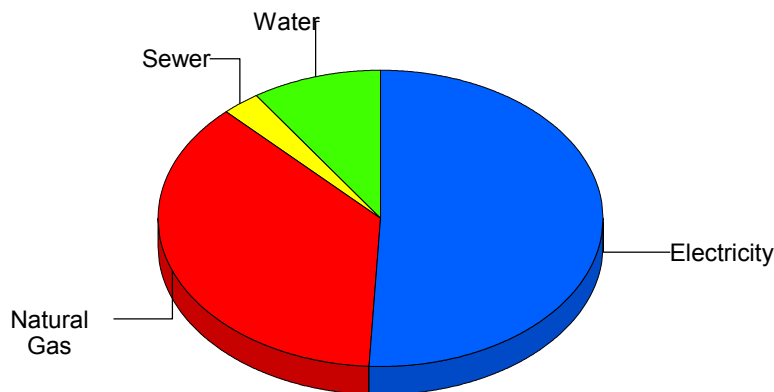
Cost Avoidance Program

Cost Summary Graph

Grouped by Energy Type

Energy Type	Use	Units	Meter Cost	Special Charges	Total Cost	Avg Unit Cost	% of Total Cost
Site: IRVIN HIGH SCHOOL - IRVIN HIGH SCHOOL							
Electricity	99,046	KWH	\$10,177.98	\$0.00	\$10,177.98	0.1028	50.88%
Natural Gas	12,613	CCF	\$7,358.01	\$0.00	\$7,358.01	0.5834	36.79%
Water	848	CCF	\$1,892.99	\$0.00	\$1,892.99	2.2323	9.46%
Sewer	343	CCF	\$573.22	\$0.00	\$573.22	1.6712	2.87%
Total Cost:			\$20,002.20	\$0.00	\$20,002.20		

For IRVIN HIGH SCHOOL



Filters: Cost Center Name Not Equal To DoNotReport; Billing Period Equal To 201012

elpaso

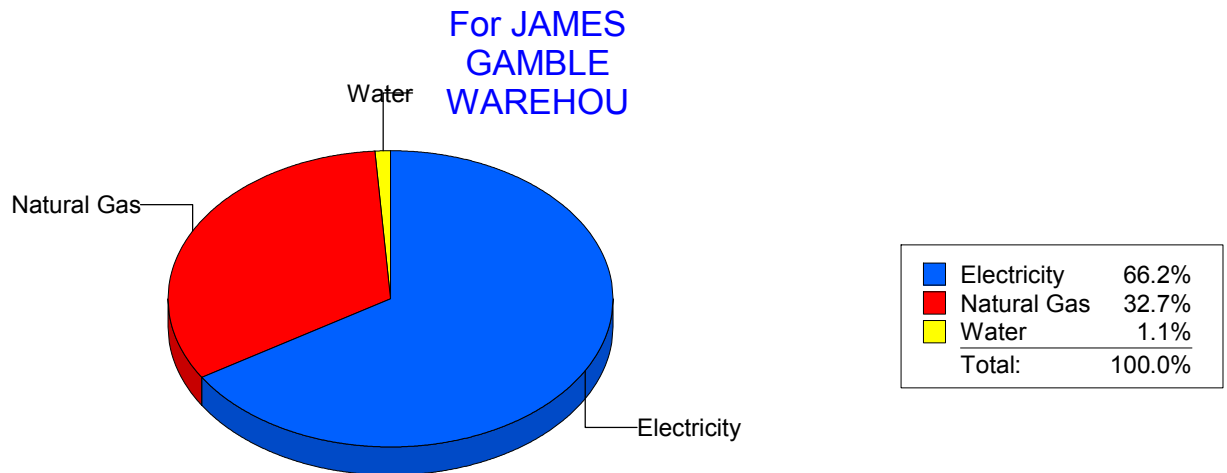
Energy CAP

Cost Avoidance Program

Cost Summary Graph

Grouped by Energy Type

Energy Type	Use	Units	Meter Cost	Special Charges	Total Cost	Avg Unit Cost	% of Total Cost
Site: JAMES GAMBLE WAREHOU - JAMES GAMBLE WAREHOU							
Electricity	21,700	KWH	\$2,205.55	\$0.00	\$2,205.55	0.1016	66.20%
Natural Gas	1,805	CCF	\$1,089.98	\$0.00	\$1,089.98	0.6039	32.71%
Water	0	CCF	\$36.36	\$0.00	\$36.36	0.0000	1.09%
Total Cost:			\$3,331.89	\$0.00	\$3,331.89		



Filters: Cost Center Name Not Equal To DoNotReport; Billing Period Equal To 201012

elpaso

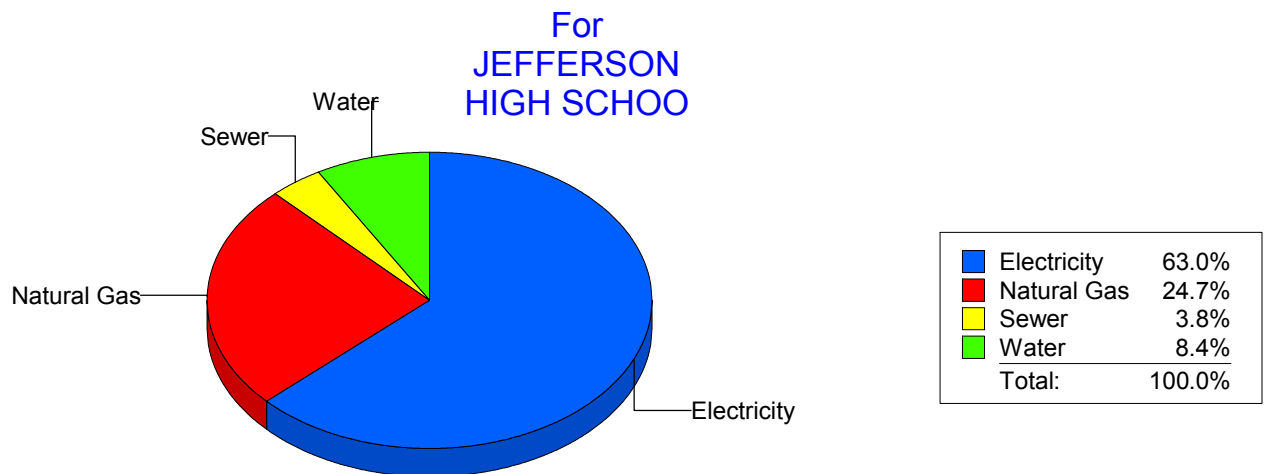
Energy CAP

Cost Avoidance Program

Cost Summary Graph

Grouped by Energy Type

Energy Type	Use	Units	Meter Cost	Special Charges	Total Cost	Avg Unit Cost	% of Total Cost
Site: JEFFERSON HIGH SCHOO - JEFFERSON HIGH SCHOO							
Electricity	88,651	KWH	\$9,621.38	\$0.00	\$9,621.38	0.1085	63.02%
Natural Gas	6,046	CCF	\$3,778.27	\$0.00	\$3,778.27	0.6249	24.75%
Water	990	CCF	\$1,284.29	\$0.00	\$1,284.29	1.2973	8.41%
Sewer	188	CCF	\$583.31	\$0.00	\$583.31	3.1027	3.82%
Total Cost:			\$15,267.25	\$0.00	\$15,267.25		



Filters: Cost Center Name Not Equal To DoNotReport; Billing Period Equal To 201012

elpaso

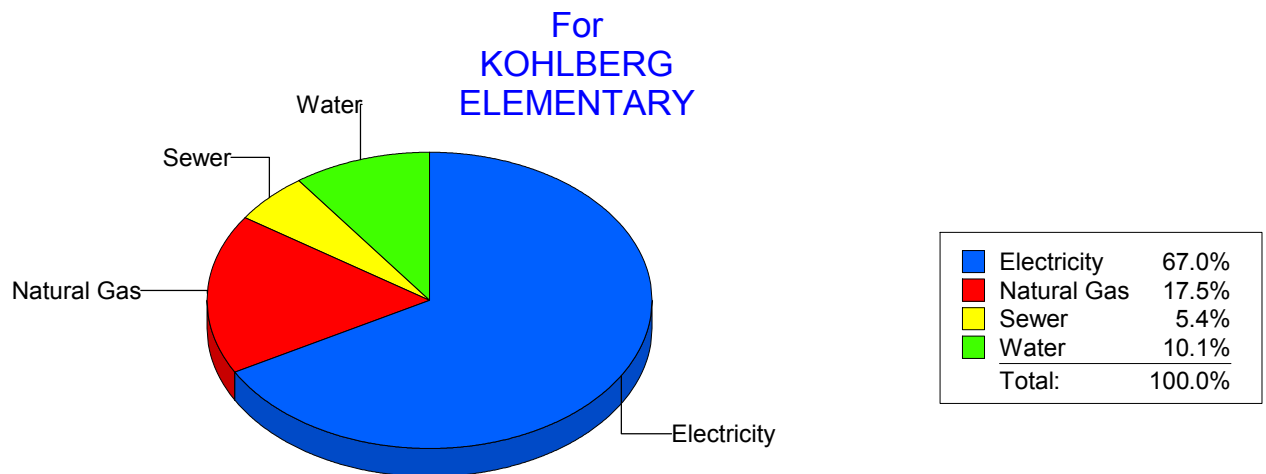
Energy CAP

Cost Avoidance Program

Cost Summary Graph

Grouped by Energy Type

Energy Type	Use	Units	Meter Cost	Special Charges	Total Cost	Avg Unit Cost	% of Total Cost
Site: KOHLBERG ELEMENTARY - KOHLBERG ELEMENTARY							
Electricity	51,120	KWH	\$6,179.49	\$0.00	\$6,179.49	0.1209	67.04%
Natural Gas	2,690	CCF	\$1,609.01	\$0.00	\$1,609.01	0.5981	17.46%
Water	450	CCF	\$929.58	\$0.00	\$929.58	2.0657	10.08%
Sewer	246	CCF	\$499.51	\$0.00	\$499.51	2.0305	5.42%
Total Cost:			\$9,217.59	\$0.00	\$9,217.59		



Filters: Cost Center Name Not Equal To DoNotReport; Billing Period Equal To 201012

elpaso

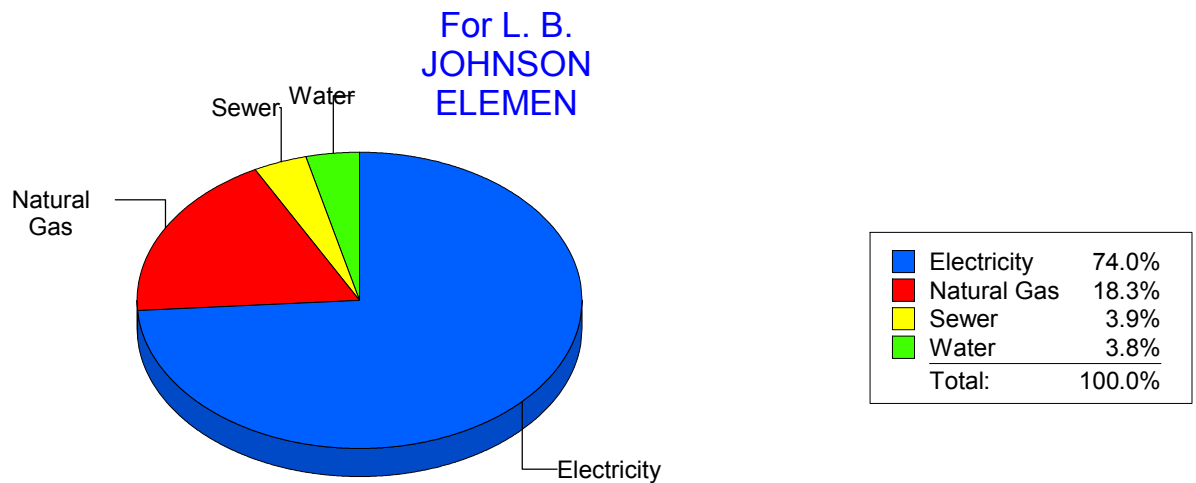
Energy CAP

Cost Avoidance Program

Cost Summary Graph

Grouped by Energy Type

Energy Type	Use	Units	Meter Cost	Special Charges	Total Cost	Avg Unit Cost	% of Total Cost
Site: L. B. JOHNSON ELEMEN - L. B. JOHNSON ELEMEN							
Electricity	40,700	KWH	\$5,750.55	\$0.00	\$5,750.55	0.1413	73.95%
Natural Gas	2,320	CCF	\$1,425.51	\$0.00	\$1,425.51	0.6144	18.33%
Water	116	CCF	\$293.39	\$0.00	\$293.39	2.5292	3.77%
Sewer	117	CCF	\$306.52	\$0.00	\$306.52	2.6198	3.94%
Total Cost:			\$7,775.97	\$0.00	\$7,775.97		



Filters: Cost Center Name Not Equal To DoNotReport; Billing Period Equal To 201012

elpaso

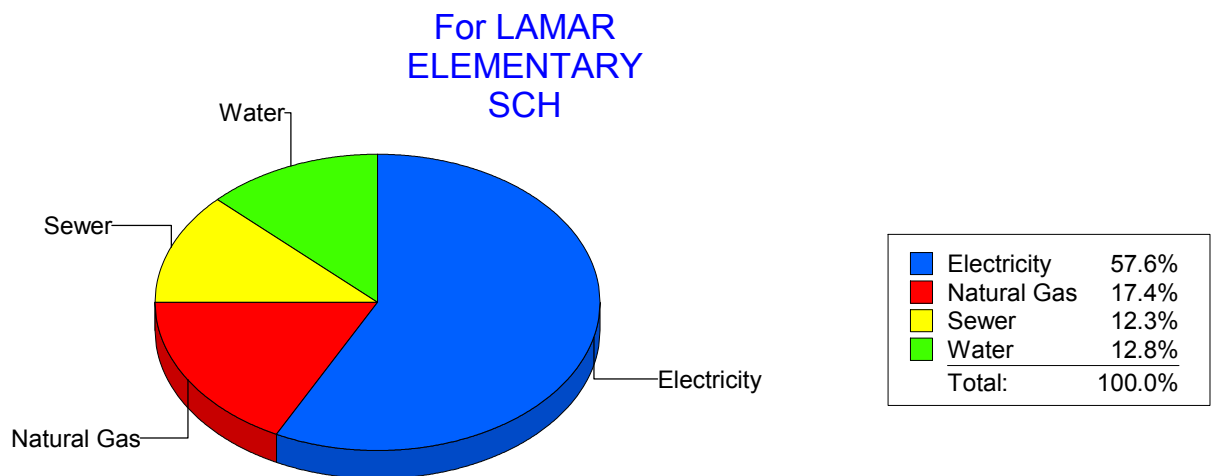
Energy CAP

Cost Avoidance Program

Cost Summary Graph

Grouped by Energy Type

Energy Type	Use	Units	Meter Cost	Special Charges	Total Cost	Avg Unit Cost	% of Total Cost
Site: LAMAR ELEMENTARY SCH - LAMAR ELEMENTARY SCH							
Electricity	23,100	KWH	\$2,791.94	\$0.00	\$2,791.94	0.1209	57.58%
Natural Gas	1,287	CCF	\$842.39	\$0.00	\$842.39	0.6545	17.37%
Water	211	CCF	\$618.96	\$0.00	\$618.96	2.9335	12.77%
Sewer	203	CCF	\$595.27	\$0.00	\$595.27	2.9324	12.28%
Total Cost:			\$4,848.56	\$0.00	\$4,848.56		



Filters: Cost Center Name Not Equal To DoNotReport; Billing Period Equal To 201012

elpaso

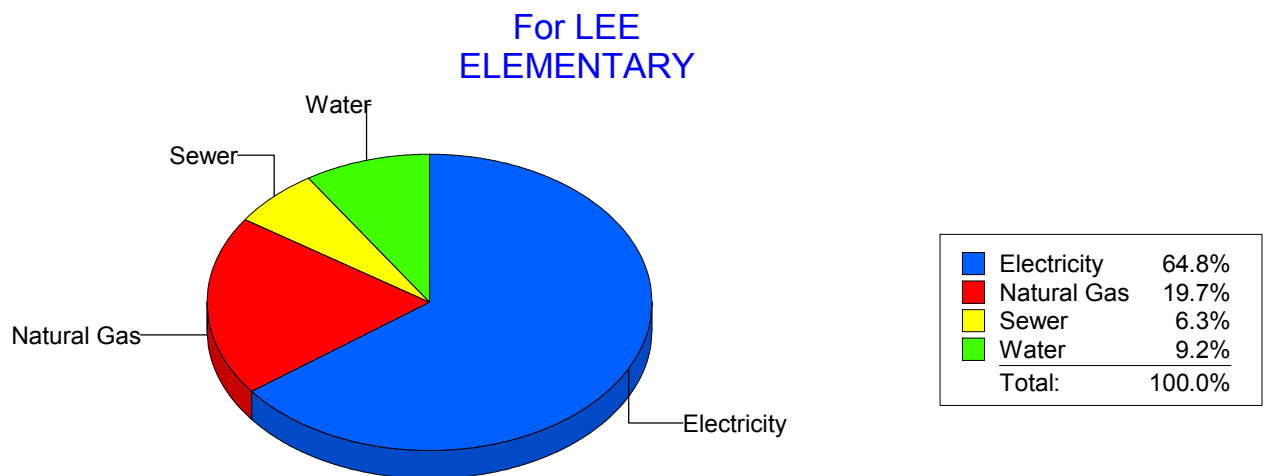
Energy CAP

Cost Avoidance Program

Cost Summary Graph

Grouped by Energy Type

Energy Type	Use	Units	Meter Cost	Special Charges	Total Cost	Avg Unit Cost	% of Total Cost
Site: LEE ELEMENTARY - LEE ELEMENTARY							
Electricity	31,267	KWH	\$4,249.19	\$0.00	\$4,249.19	0.1359	64.81%
Natural Gas	2,061	CCF	\$1,292.34	\$0.00	\$1,292.34	0.6270	19.71%
Water	104	CCF	\$601.47	\$0.00	\$601.47	5.7834	9.17%
Sewer	104	CCF	\$413.73	\$0.00	\$413.73	3.9782	6.31%
Total Cost:			\$6,556.73	\$0.00	\$6,556.73		



Filters: Cost Center Name Not Equal To DoNotReport; Billing Period Equal To 201012

elpaso

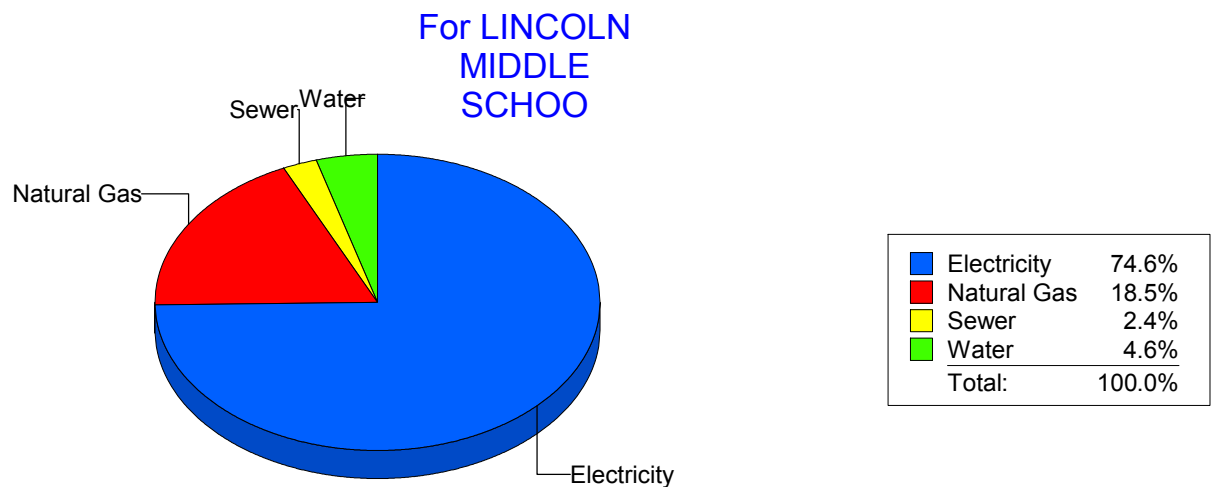
Energy CAP

Cost Avoidance Program

Cost Summary Graph

Grouped by Energy Type

Energy Type	Use	Units	Meter Cost	Special Charges	Total Cost	Avg Unit Cost	% of Total Cost
Site: LINCOLN MIDDLE SCHOO - LINCOLN MIDDLE SCHOO							
Electricity	79,650	KWH	\$10,943.64	\$0.00	\$10,943.64	0.1374	74.59%
Natural Gas	4,598	CCF	\$2,711.15	\$0.00	\$2,711.15	0.5896	18.48%
Water	318	CCF	\$668.19	\$0.00	\$668.19	2.1012	4.55%
Sewer	166	CCF	\$348.43	\$0.00	\$348.43	2.0990	2.37%
Total Cost:			\$14,671.41	\$0.00	\$14,671.41		



Filters: Cost Center Name Not Equal To DoNotReport; Billing Period Equal To 201012

elpaso

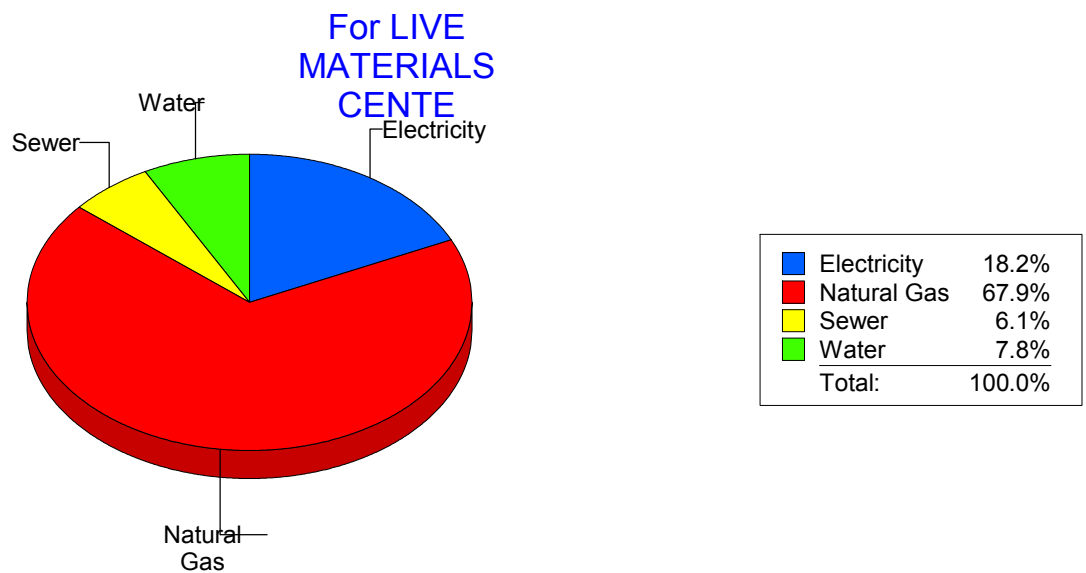
Energy CAP

Cost Avoidance Program

Cost Summary Graph

Grouped by Energy Type

Energy Type	Use	Units	Meter Cost	Special Charges	Total Cost	Avg Unit Cost	% of Total Cost
Site: LIVE MATERIALS CENTE - LIVE MATERIALS CENTE							
Electricity		471 KWH	\$83.22	\$0.00	\$83.22	0.1767	18.16%
Natural Gas		434 CCF	\$311.19	\$0.00	\$311.19	0.7170	67.92%
Water		10 CCF	\$35.90	\$0.00	\$35.90	3.5900	7.84%
Sewer		6 CCF	\$27.84	\$0.00	\$27.84	4.6400	6.08%
Total Cost:			\$458.15	\$0.00	\$458.15		



Filters: Cost Center Name Not Equal To DoNotReport; Billing Period Equal To 201012

elpaso

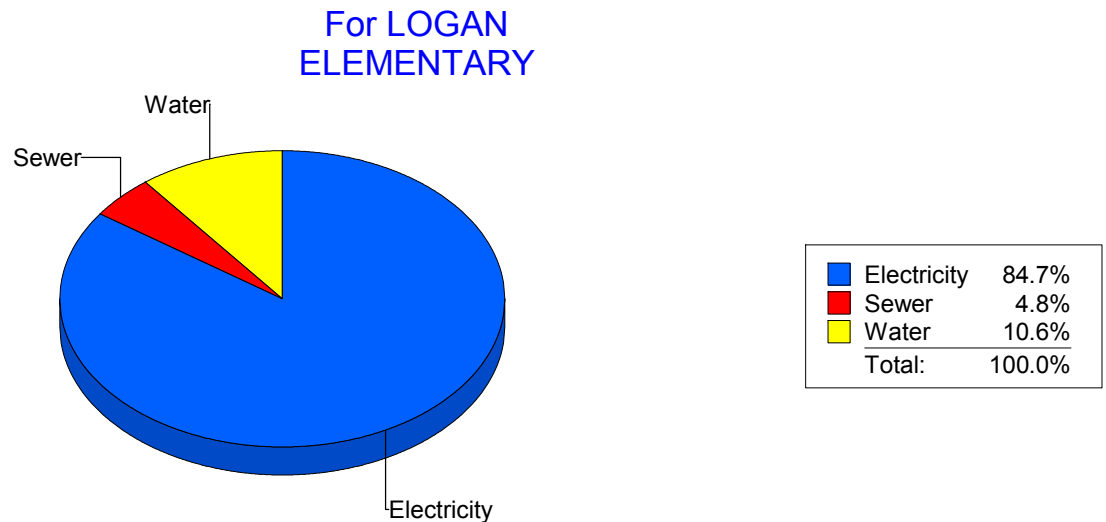
Energy CAP

Cost Avoidance Program

Cost Summary Graph

Grouped by Energy Type

Energy Type	Use	Units	Meter Cost	Special Charges	Total Cost	Avg Unit Cost	% of Total Cost
Site: LOGAN ELEMENTARY - LOGAN ELEMENTARY							
Electricity	21,900	KWH	\$2,734.47	\$0.00	\$2,734.47	0.1249	84.65%
Water	151	CCF	\$342.03	\$0.00	\$342.03	2.2651	10.59%
Sewer	72	CCF	\$153.68	\$0.00	\$153.68	2.1344	4.76%
Total Cost:			\$3,230.18	\$0.00	\$3,230.18		



Filters: Cost Center Name Not Equal To DoNotReport; Billing Period Equal To 201012

elpaso

Energy CAP

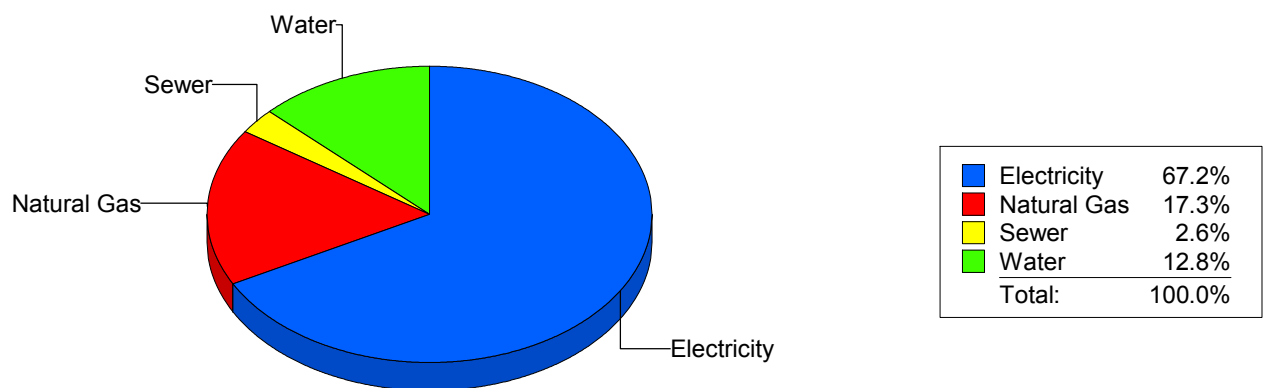
Cost Avoidance Program

Cost Summary Graph

Grouped by Energy Type

Energy Type	Use	Units	Meter Cost	Special Charges	Total Cost	Avg Unit Cost	% of Total Cost
Site: LUNDY - LUNDY							
Electricity	56,600	KWH	\$6,581.25	\$0.00	\$6,581.25	0.1163	67.23%
Natural Gas	2,787	CCF	\$1,693.33	\$0.00	\$1,693.33	0.6076	17.30%
Water	249	CCF	\$1,256.67	\$0.00	\$1,256.67	5.0469	12.84%
Sewer	36	CCF	\$257.67	\$0.00	\$257.67	7.1575	2.63%
Total Cost:			\$9,788.92	\$0.00	\$9,788.92		

For LUNDY



Filters: Cost Center Name Not Equal To DoNotReport; Billing Period Equal To 201012

elpaso

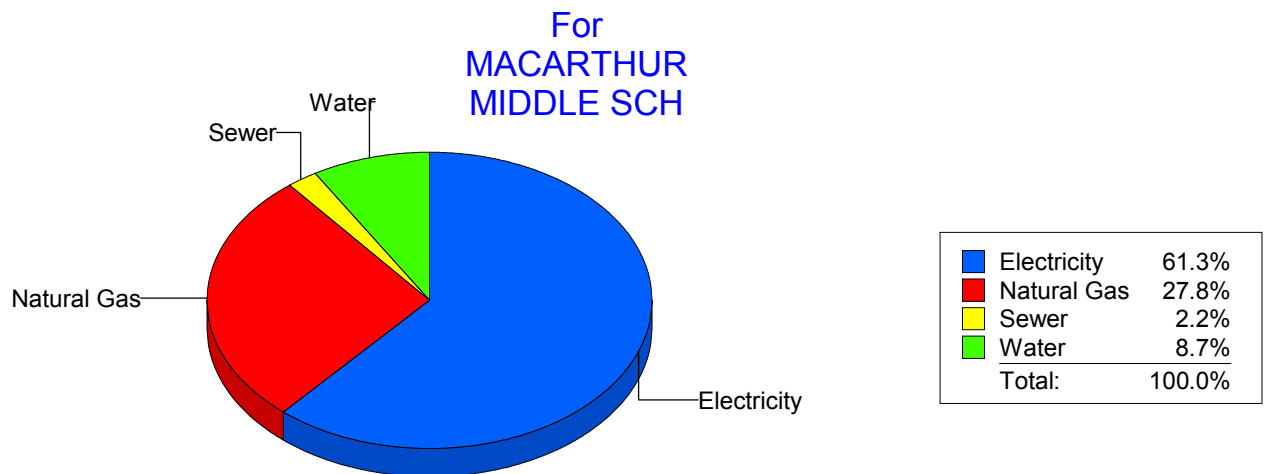
Energy CAP

Cost Avoidance Program

Cost Summary Graph

Grouped by Energy Type

Energy Type	Use	Units	Meter Cost	Special Charges	Total Cost	Avg Unit Cost	% of Total Cost
Site: MACARTHUR MIDDLE SCH - MACARTHUR MIDDLE SCH							
Electricity	54,080	KWH	\$7,506.92	\$0.00	\$7,506.92	0.1388	61.27%
Natural Gas	5,803	CCF	\$3,405.19	\$0.00	\$3,405.19	0.5868	27.79%
Water	338	CCF	\$1,069.87	\$0.00	\$1,069.87	3.1653	8.73%
Sewer	104	CCF	\$269.69	\$0.00	\$269.69	2.5932	2.20%
Total Cost:			\$12,251.67	\$0.00	\$12,251.67		



Filters: Cost Center Name Not Equal To DoNotReport; Billing Period Equal To 201012

elpaso

Energy CAP

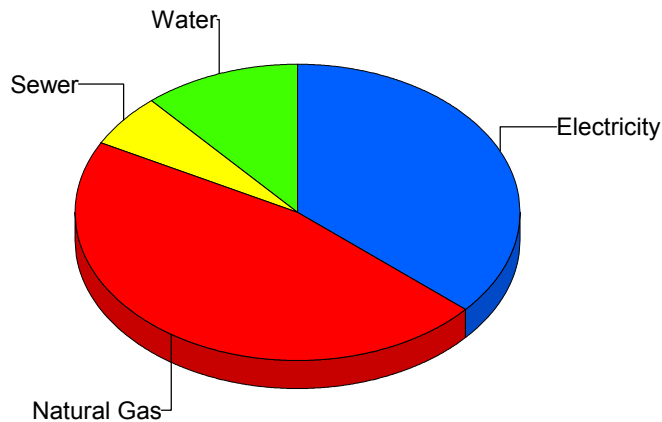
Cost Avoidance Program

Cost Summary Graph

Grouped by Energy Type

Energy Type	Use	Units	Meter Cost	Special Charges	Total Cost	Avg Unit Cost	% of Total Cost
Site: MAGOFFIN MIDDLE SCHO - MAGOFFIN MIDDLE SCHO							
Electricity	15,238	KWH	\$1,885.12	\$0.00	\$1,885.12	0.1237	36.38%
Natural Gas	4,071	CCF	\$2,407.50	\$0.00	\$2,407.50	0.5914	46.46%
Water	125	CCF	\$594.21	\$0.00	\$594.21	4.7537	11.47%
Sewer	65	CCF	\$294.50	\$0.00	\$294.50	4.5308	5.68%
Total Cost:			\$5,181.33	\$0.00	\$5,181.33		

For MAGOFFIN
MIDDLE SCHO



Electricity	36.4%
Natural Gas	46.5%
Sewer	5.7%
Water	11.5%
Total:	100.0%

Filters: Cost Center Name Not Equal To DoNotReport; Billing Period Equal To 201012

elpaso

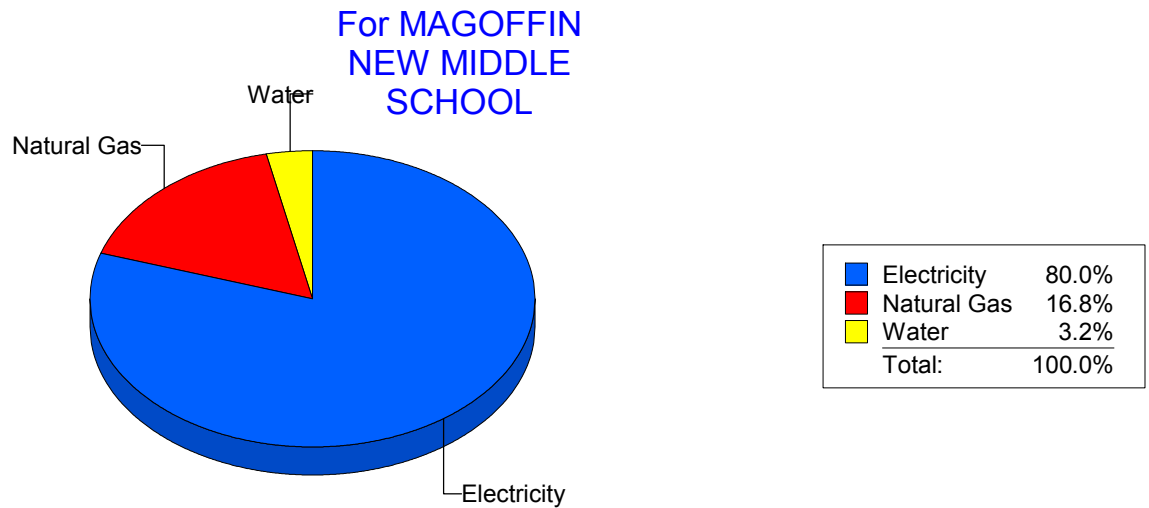
Energy CAP

Cost Avoidance Program

Cost Summary Graph

Grouped by Energy Type

Energy Type	Use	Units	Meter Cost	Special Charges	Total Cost	Avg Unit Cost	% of Total Cost
Site: MAGOFFINMIDDLESCHOOLN047 - MAGOFFIN NEW MIDDLE SCHOOL							
Electricity	86,800	KWH	\$8,593.65	\$0.00	\$8,593.65	0.0990	80.01%
Natural Gas	3,015	CCF	\$1,799.37	\$0.00	\$1,799.37	0.5968	16.75%
Water	39	CCF	\$347.91	\$0.00	\$347.91	8.9208	3.24%
Total Cost:			\$10,740.93	\$0.00	\$10,740.93		



Filters: Cost Center Name Not Equal To DoNotReport; Billing Period Equal To 201012

elpaso

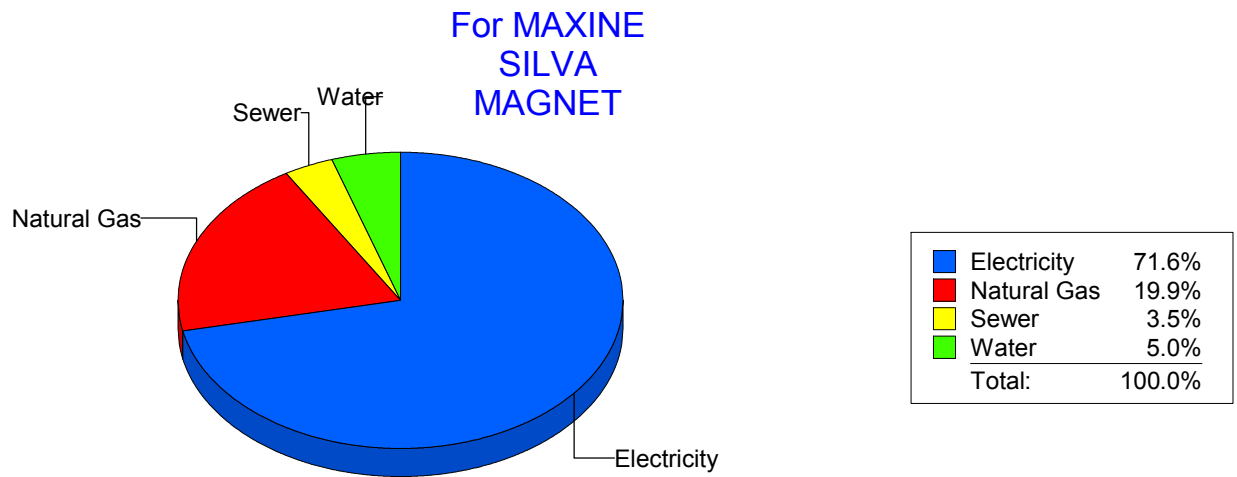
Energy CAP

Cost Avoidance Program

Cost Summary Graph

Grouped by Energy Type

Energy Type	Use	Units	Meter Cost	Special Charges	Total Cost	Avg Unit Cost	% of Total Cost
Site: MAXINE SILVA MAGNET - MAXINE SILVA MAGNET							
Electricity	43,500	KWH	\$5,509.64	\$0.00	\$5,509.64	0.1267	71.61%
Natural Gas	2,552	CCF	\$1,528.12	\$0.00	\$1,528.12	0.5988	19.86%
Water	166	CCF	\$387.72	\$0.00	\$387.72	2.3357	5.04%
Sewer	103	CCF	\$268.42	\$0.00	\$268.42	2.6060	3.49%
Total Cost:			\$7,693.90	\$0.00	\$7,693.90		



Filters: Cost Center Name Not Equal To DoNotReport; Billing Period Equal To 201012

elpaso

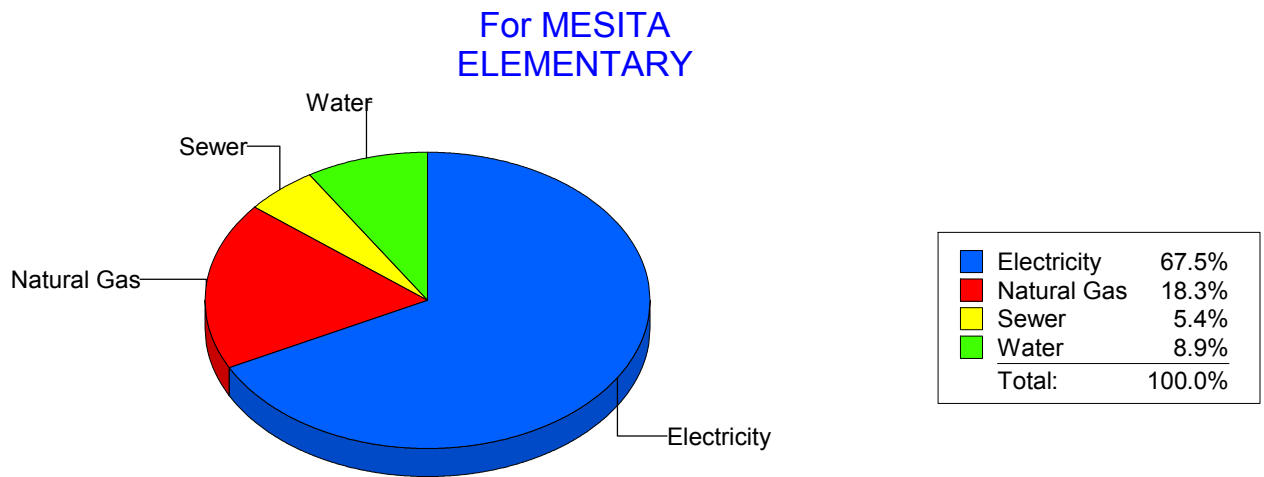
Energy CAP

Cost Avoidance Program

Cost Summary Graph

Grouped by Energy Type

Energy Type	Use	Units	Meter Cost	Special Charges	Total Cost	Avg Unit Cost	% of Total Cost
Site: MESITA ELEMENTARY - MESITA ELEMENTARY							
Electricity	51,480	KWH	\$6,307.28	\$0.00	\$6,307.28	0.1225	67.50%
Natural Gas	2,801	CCF	\$1,706.14	\$0.00	\$1,706.14	0.6091	18.26%
Water	196	CCF	\$828.38	\$0.00	\$828.38	4.2264	8.86%
Sewer	229	CCF	\$502.78	\$0.00	\$502.78	2.1955	5.38%
Total Cost:			\$9,344.58	\$0.00	\$9,344.58		



Filters: Cost Center Name Not Equal To DoNotReport; Billing Period Equal To 201012

elpaso

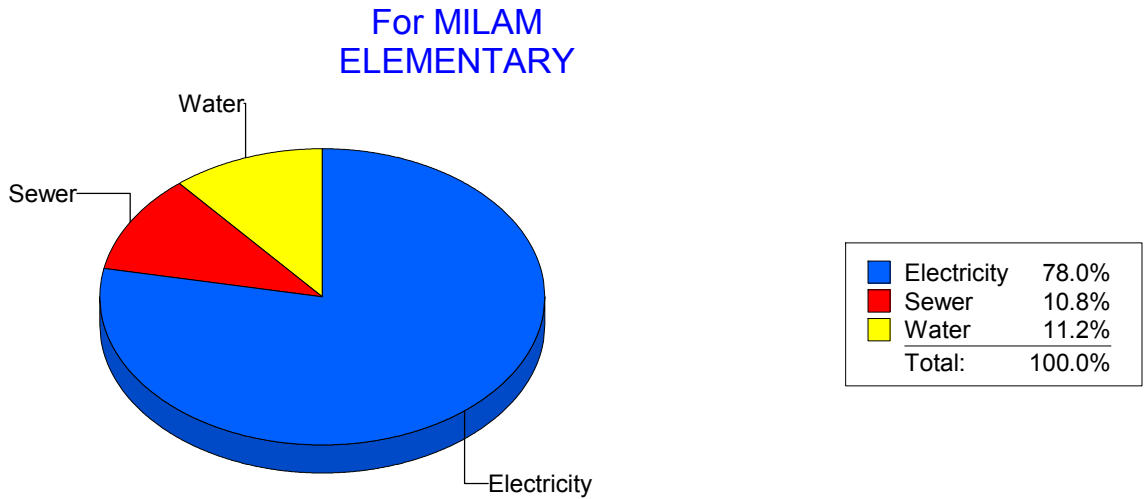
Energy CAP

Cost Avoidance Program

Cost Summary Graph

Grouped by Energy Type

Energy Type	Use	Units	Meter Cost	Special Charges	Total Cost	Avg Unit Cost	% of Total Cost
Site: MILAM ELEMENTARY - MILAM ELEMENTARY							
Electricity	20,400	KWH	\$2,279.14	\$0.00	\$2,279.14	0.1117	77.98%
Water	140	CCF	\$328.19	\$0.00	\$328.19	2.3442	11.23%
Sewer	140	CCF	\$315.41	\$0.00	\$315.41	2.2529	10.79%
Total Cost:			\$2,922.74	\$0.00	\$2,922.74		



Filters: Cost Center Name Not Equal To DoNotReport; Billing Period Equal To 201012

elpaso

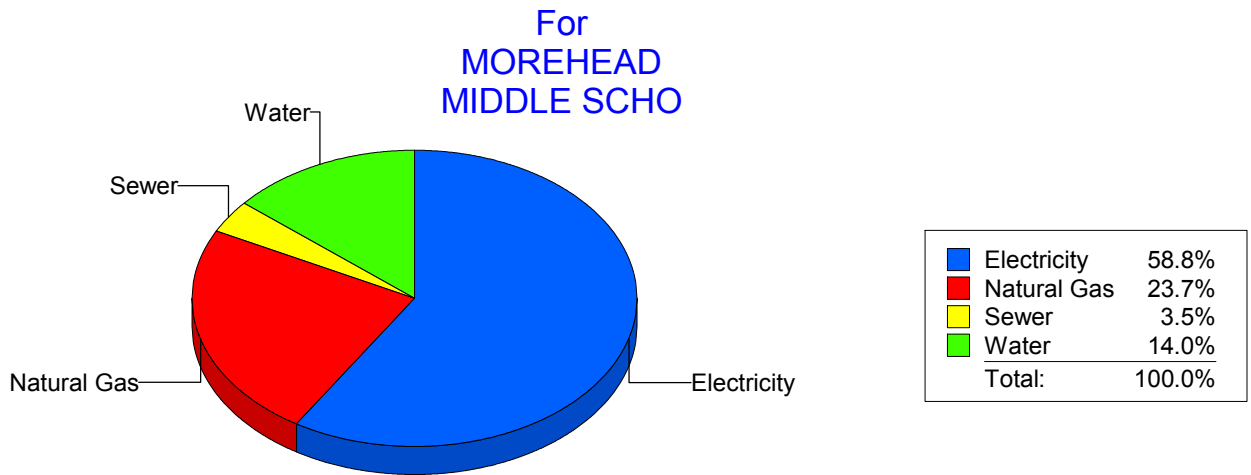
Energy CAP

Cost Avoidance Program

Cost Summary Graph

Grouped by Energy Type

Energy Type	Use	Units	Meter Cost	Special Charges	Total Cost	Avg Unit Cost	% of Total Cost
Site: MOREHEAD MIDDLE SCHO - MOREHEAD MIDDLE SCHO							
Electricity	66,048	KWH	\$7,091.70	\$0.00	\$7,091.70	0.1074	58.79%
Natural Gas	4,844	CCF	\$2,852.82	\$0.00	\$2,852.82	0.5889	23.65%
Water	1,512	CCF	\$1,689.60	\$0.00	\$1,689.60	1.1175	14.01%
Sewer	170	CCF	\$427.85	\$0.00	\$427.85	2.5168	3.55%
Total Cost:			\$12,061.97	\$0.00	\$12,061.97		



Filters: Cost Center Name Not Equal To DoNotReport; Billing Period Equal To 201012

elpaso

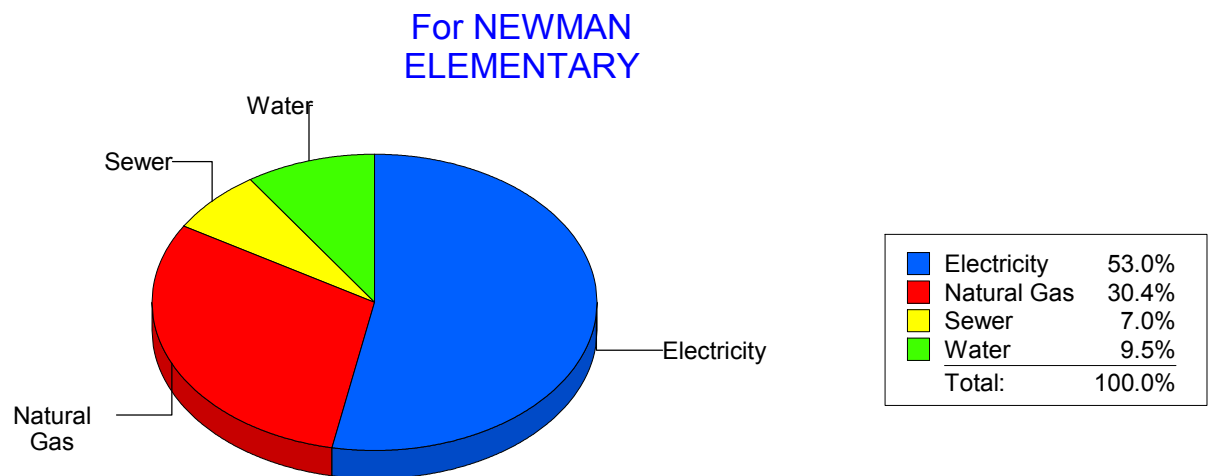
Energy CAP

Cost Avoidance Program

Cost Summary Graph

Grouped by Energy Type

Energy Type	Use	Units	Meter Cost	Special Charges	Total Cost	Avg Unit Cost	% of Total Cost
Site: NEWMAN ELEMENTARY - NEWMAN ELEMENTARY							
Electricity	21,201	KWH	\$2,816.86	\$0.00	\$2,816.86	0.1329	53.05%
Natural Gas	2,611	CCF	\$1,615.81	\$0.00	\$1,615.81	0.6188	30.43%
Water	247	CCF	\$506.75	\$0.00	\$506.75	2.0516	9.54%
Sewer	204	CCF	\$370.80	\$0.00	\$370.80	1.8176	6.98%
Total Cost:			\$5,310.22	\$0.00	\$5,310.22		



Filters: Cost Center Name Not Equal To DoNotReport; Billing Period Equal To 201012

elpaso

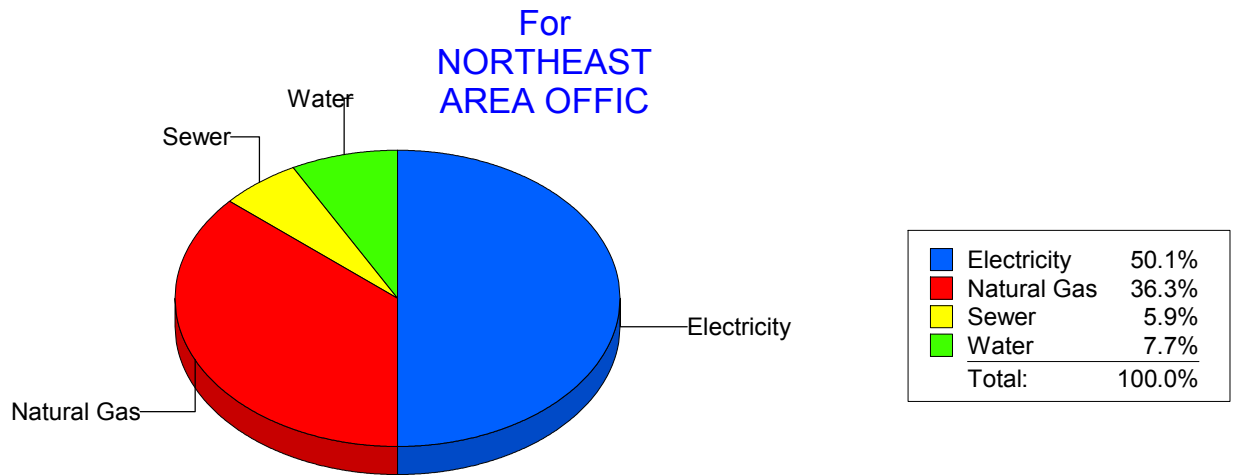
Energy CAP

Cost Avoidance Program

Cost Summary Graph

Grouped by Energy Type

Energy Type	Use	Units	Meter Cost	Special Charges	Total Cost	Avg Unit Cost	% of Total Cost
Site: NORTHEAST AREA OFFIC - NORTHEAST AREA OFFIC							
Electricity	3,560	KWH	\$430.22	\$0.00	\$430.22	0.1208	50.06%
Natural Gas	346	CCF	\$312.11	\$0.00	\$312.11	0.9021	36.32%
Water	15	CCF	\$66.50	\$0.00	\$66.50	4.4333	7.74%
Sewer	8	CCF	\$50.60	\$0.00	\$50.60	6.3250	5.89%
Total Cost:			\$859.43	\$0.00	\$859.43		



Filters: Cost Center Name Not Equal To DoNotReport; Billing Period Equal To 201012

elpaso

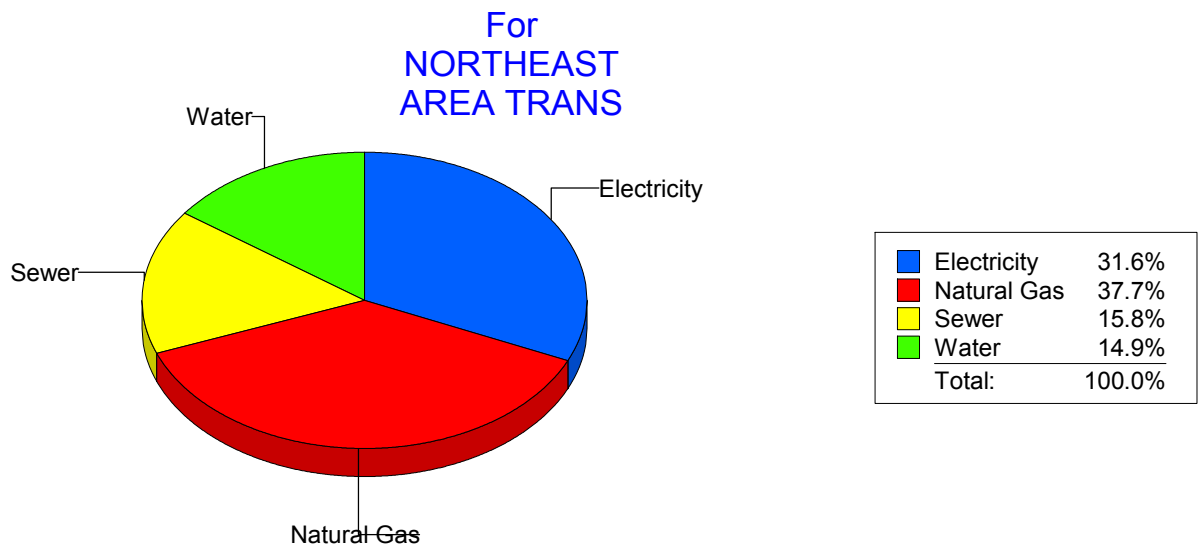
Energy CAP

Cost Avoidance Program

Cost Summary Graph

Grouped by Energy Type

Energy Type	Use	Units	Meter Cost	Special Charges	Total Cost	Avg Unit Cost	% of Total Cost
Site: NORTHEAST AREA TRANS - NORTHEAST AREA TRANS							
Electricity	6,231	KWH	\$514.89	\$0.00	\$514.89	0.0826	31.61%
Natural Gas	950	CCF	\$613.61	\$0.00	\$613.61	0.6459	37.67%
Water	34	CCF	\$242.78	\$0.00	\$242.78	7.1406	14.90%
Sewer	36	CCF	\$257.67	\$0.00	\$257.67	7.1575	15.82%
Total Cost:			\$1,628.95	\$0.00	\$1,628.95		



Filters: Cost Center Name Not Equal To DoNotReport; Billing Period Equal To 201012

elpaso

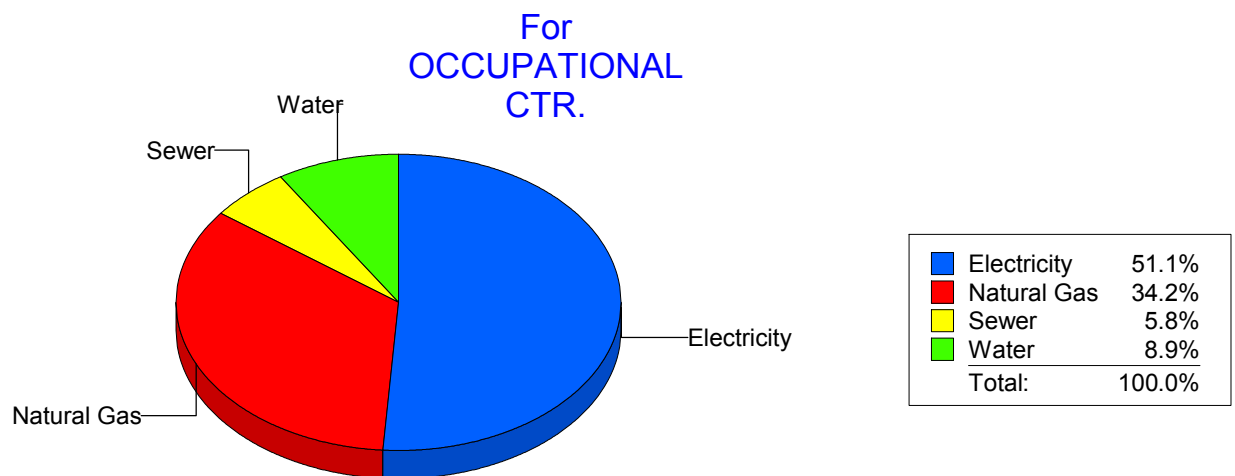
Energy CAP

Cost Avoidance Program

Cost Summary Graph

Grouped by Energy Type

Energy Type	Use	Units	Meter Cost	Special Charges	Total Cost	Avg Unit Cost	% of Total Cost
Site: OCCUPATIONAL CTR. - OCCUPATIONAL CTR.							
Electricity	5,700	KWH	\$657.14	\$0.00	\$657.14	0.1153	51.09%
Natural Gas	696	CCF	\$440.15	\$0.00	\$440.15	0.6324	34.22%
Water	27	CCF	\$113.95	\$0.00	\$113.95	4.2204	8.86%
Sewer	20	CCF	\$74.88	\$0.00	\$74.88	3.7440	5.82%
Total Cost:			\$1,286.12	\$0.00	\$1,286.12		



Filters: Cost Center Name Not Equal To DoNotReport; Billing Period Equal To 201012

elpaso

Energy CAP

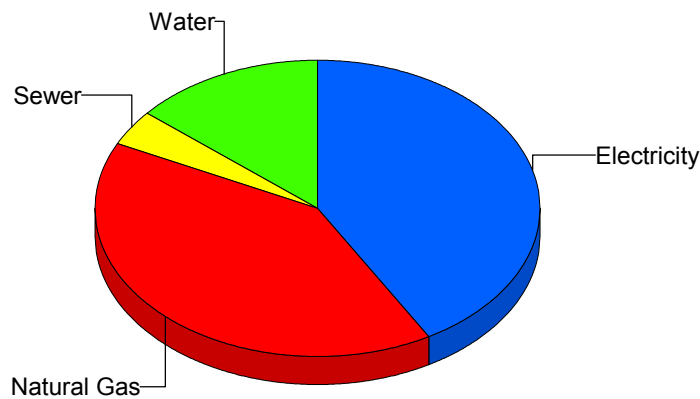
Cost Avoidance Program

Cost Summary Graph

Grouped by Energy Type

Energy Type	Use	Units	Meter Cost	Special Charges	Total Cost	Avg Unit Cost	% of Total Cost
Site: PARK ELEMENTARY - PARK ELEMENTARY							
Electricity	23,536	KWH	\$3,277.54	\$0.00	\$3,277.54	0.1393	41.64%
Natural Gas	5,337	CCF	\$3,204.31	\$0.00	\$3,204.31	0.6004	40.71%
Water	269	CCF	\$1,088.62	\$0.00	\$1,088.62	4.0469	13.83%
Sewer	100	CCF	\$300.96	\$0.00	\$300.96	3.0096	3.82%
Total Cost:			\$7,871.43	\$0.00	\$7,871.43		

For PARK
ELEMENTARY



Electricity	41.6%
Natural Gas	40.7%
Sewer	3.8%
Water	13.8%
Total:	100.0%

Filters: Cost Center Name Not Equal To DoNotReport; Billing Period Equal To 201012

elpaso

Energy CAP

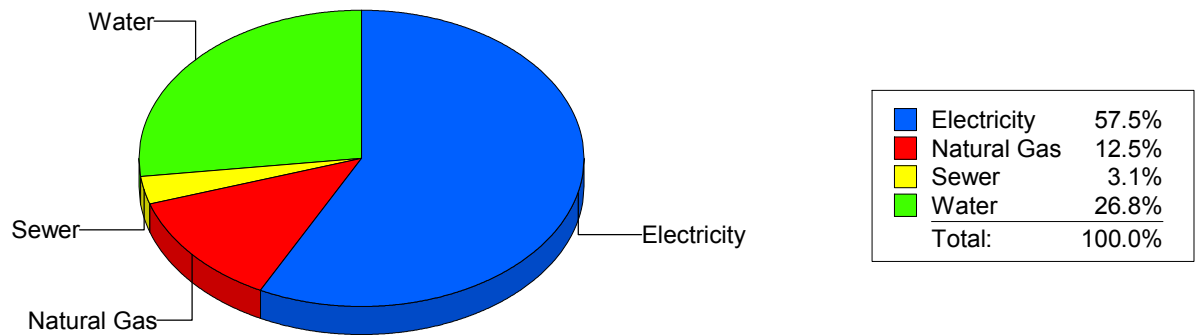
Cost Avoidance Program

Cost Summary Graph

Grouped by Energy Type

Energy Type	Use	Units	Meter Cost	Special Charges	Total Cost	Avg Unit Cost	% of Total Cost
Site: PAUL MORENO - PAUL MORENO							
Electricity	41,700	KWH	\$5,221.76	\$0.00	\$5,221.76	0.1252	57.51%
Natural Gas	1,844	CCF	\$1,138.40	\$0.00	\$1,138.40	0.6174	12.54%
Water	560	CCF	\$2,435.12	\$0.00	\$2,435.12	4.3484	26.82%
Sewer	77	CCF	\$284.88	\$0.00	\$284.88	3.6997	3.14%
Total Cost:			\$9,080.16	\$0.00	\$9,080.16		

For PAUL MORENO



Filters: Cost Center Name Not Equal To DoNotReport; Billing Period Equal To 201012

elpaso

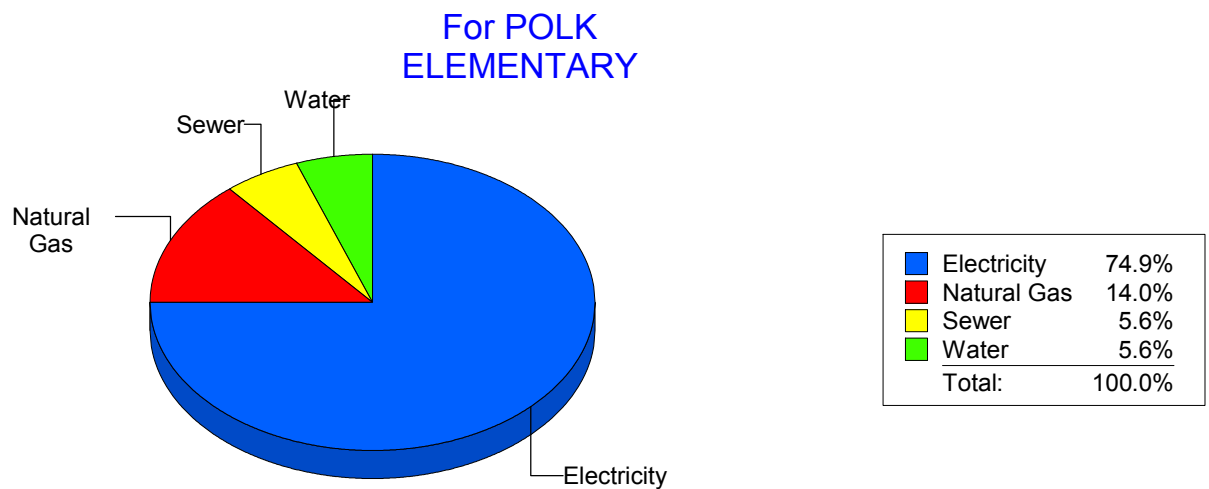
Energy CAP

Cost Avoidance Program

Cost Summary Graph

Grouped by Energy Type

Energy Type	Use	Units	Meter Cost	Special Charges	Total Cost	Avg Unit Cost	% of Total Cost
Site: POLK ELEMENTARY - POLK ELEMENTARY							
Electricity	33,280	KWH	\$4,325.95	\$0.00	\$4,325.95	0.1300	74.87%
Natural Gas	1,264	CCF	\$806.48	\$0.00	\$806.48	0.6380	13.96%
Water	136	CCF	\$322.39	\$0.00	\$322.39	2.3705	5.58%
Sewer	146	CCF	\$323.03	\$0.00	\$323.03	2.2125	5.59%
Total Cost:			\$5,777.85	\$0.00	\$5,777.85		



Filters: Cost Center Name Not Equal To DoNotReport; Billing Period Equal To 201012

elpaso

Energy CAP

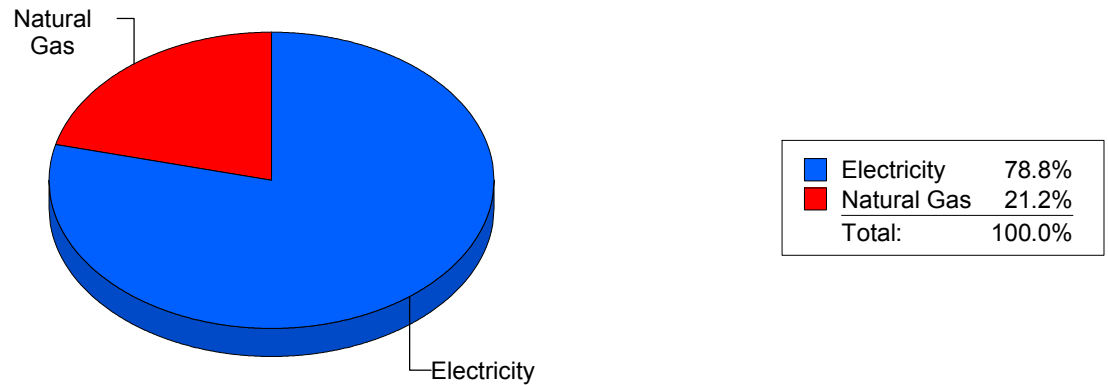
Cost Avoidance Program

Cost Summary Graph

Grouped by Energy Type

Energy Type	Use	Units	Meter Cost	Special Charges	Total Cost	Avg Unit Cost	% of Total Cost
Site: POWELL - POWELL							
Electricity	49,560	KWH	\$4,961.67	\$0.00	\$4,961.67	0.1001	78.76%
Natural Gas	2,228	CCF	\$1,338.19	\$0.00	\$1,338.19	0.6006	21.24%
Total Cost:			\$6,299.86	\$0.00	\$6,299.86		

For POWELL



Filters: Cost Center Name Not Equal To DoNotReport; Billing Period Equal To 201012

elpaso

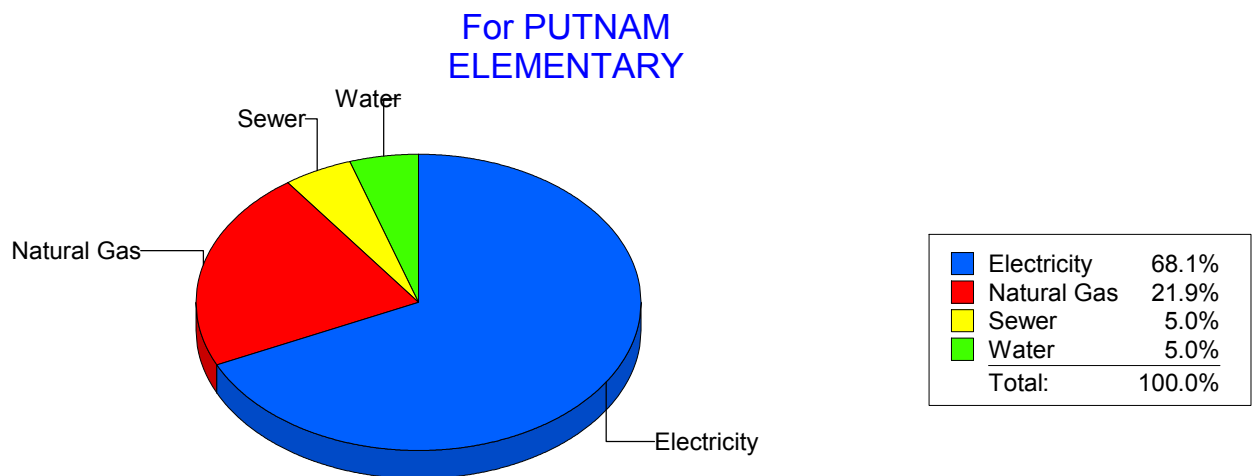
Energy CAP

Cost Avoidance Program

Cost Summary Graph

Grouped by Energy Type

Energy Type	Use	Units	Meter Cost	Special Charges	Total Cost	Avg Unit Cost	% of Total Cost
Site: PUTNAM ELEMENTARY - PUTNAM ELEMENTARY							
Electricity	27,397	KWH	\$3,748.04	\$0.00	\$3,748.04	0.1368	68.11%
Natural Gas	1,956	CCF	\$1,203.75	\$0.00	\$1,203.75	0.6154	21.87%
Water	147	CCF	\$277.69	\$0.00	\$277.69	1.8890	5.05%
Sewer	158	CCF	\$273.38	\$0.00	\$273.38	1.7303	4.97%
Total Cost:			\$5,502.86	\$0.00	\$5,502.86		



Filters: Cost Center Name Not Equal To DoNotReport; Billing Period Equal To 201012

elpaso

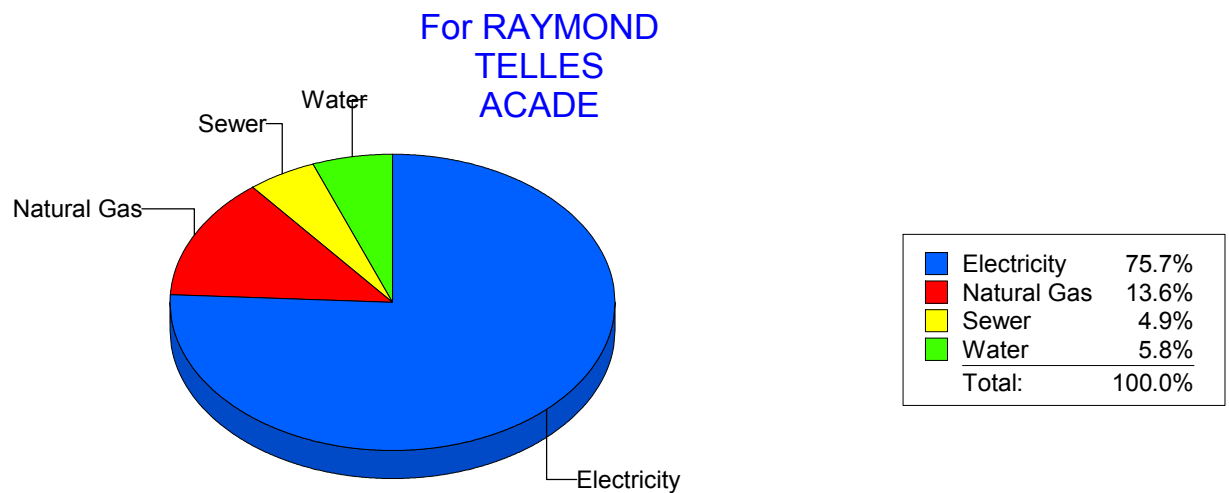
Energy CAP

Cost Avoidance Program

Cost Summary Graph

Grouped by Energy Type

Energy Type	Use	Units	Meter Cost	Special Charges	Total Cost	Avg Unit Cost	% of Total Cost
Site: RAYMOND TELLES ACADE - RAYMOND TELLES ACADE							
Electricity	29,000	KWH	\$3,615.26	\$0.00	\$3,615.26	0.1247	75.72%
Natural Gas	1,050	CCF	\$647.66	\$0.00	\$647.66	0.6168	13.56%
Water	90	CCF	\$277.52	\$0.00	\$277.52	3.0836	5.81%
Sewer	76	CCF	\$234.13	\$0.00	\$234.13	3.0807	4.90%
Total Cost:			\$4,774.57	\$0.00	\$4,774.57		



Filters: Cost Center Name Not Equal To DoNotReport; Billing Period Equal To 201012

elpaso

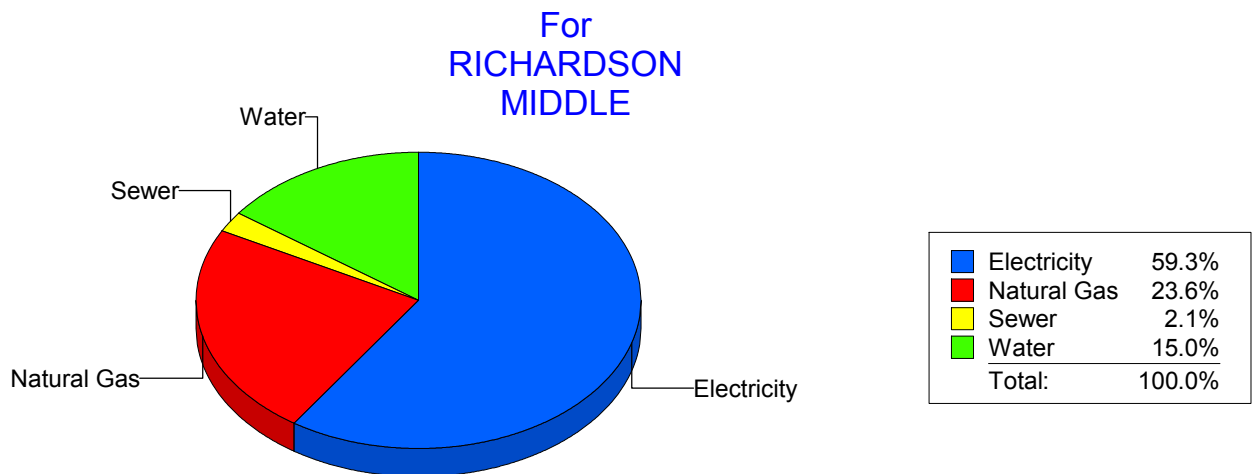
Energy CAP

Cost Avoidance Program

Cost Summary Graph

Grouped by Energy Type

Energy Type	Use	Units	Meter Cost	Special Charges	Total Cost	Avg Unit Cost	% of Total Cost
Site: RICHARDSON MIDDLE - RICHARDSON MIDDLE							
Electricity	82,200	KWH	\$8,098.79	\$0.00	\$8,098.79	0.0985	59.33%
Natural Gas	5,478	CCF	\$3,217.99	\$0.00	\$3,217.99	0.5874	23.58%
Water	430	CCF	\$2,048.25	\$0.00	\$2,048.25	4.7634	15.01%
Sewer	116	CCF	\$284.93	\$0.00	\$284.93	2.4563	2.09%
Total Cost:			\$13,649.96	\$0.00	\$13,649.96		



Filters: Cost Center Name Not Equal To DoNotReport; Billing Period Equal To 201012

elpaso

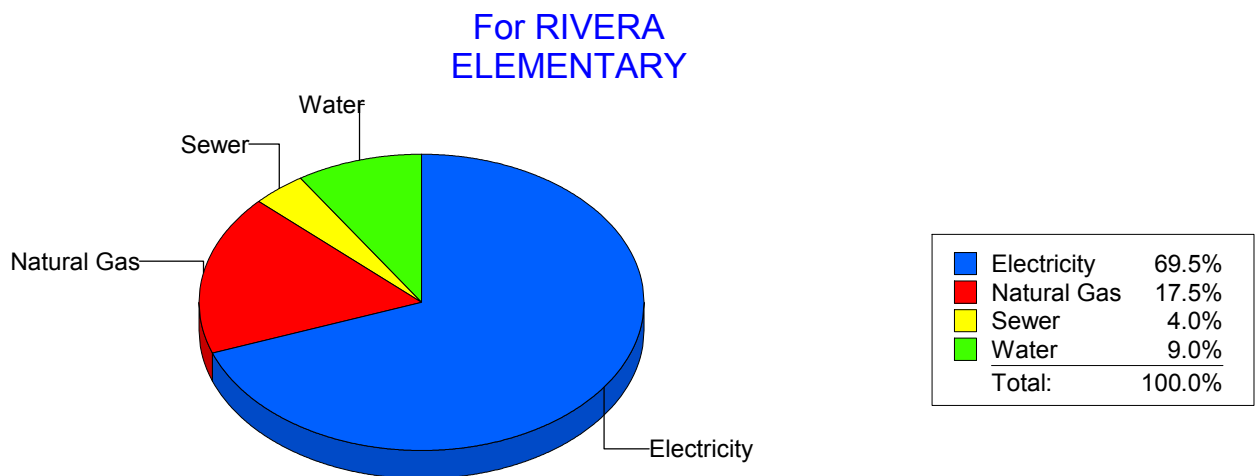
Energy CAP

Cost Avoidance Program

Cost Summary Graph

Grouped by Energy Type

Energy Type	Use	Units	Meter Cost	Special Charges	Total Cost	Avg Unit Cost	% of Total Cost
Site: RIVERA ELEMENTARY - RIVERA ELEMENTARY							
Electricity	40,800	KWH	\$4,879.19	\$0.00	\$4,879.19	0.1196	69.48%
Natural Gas	1,994	CCF	\$1,226.91	\$0.00	\$1,226.91	0.6153	17.47%
Water	234	CCF	\$634.37	\$0.00	\$634.37	2.7110	9.03%
Sewer	114	CCF	\$282.39	\$0.00	\$282.39	2.4771	4.02%
Total Cost:			\$7,022.86	\$0.00	\$7,022.86		



Filters: Cost Center Name Not Equal To DoNotReport; Billing Period Equal To 201012

elpaso

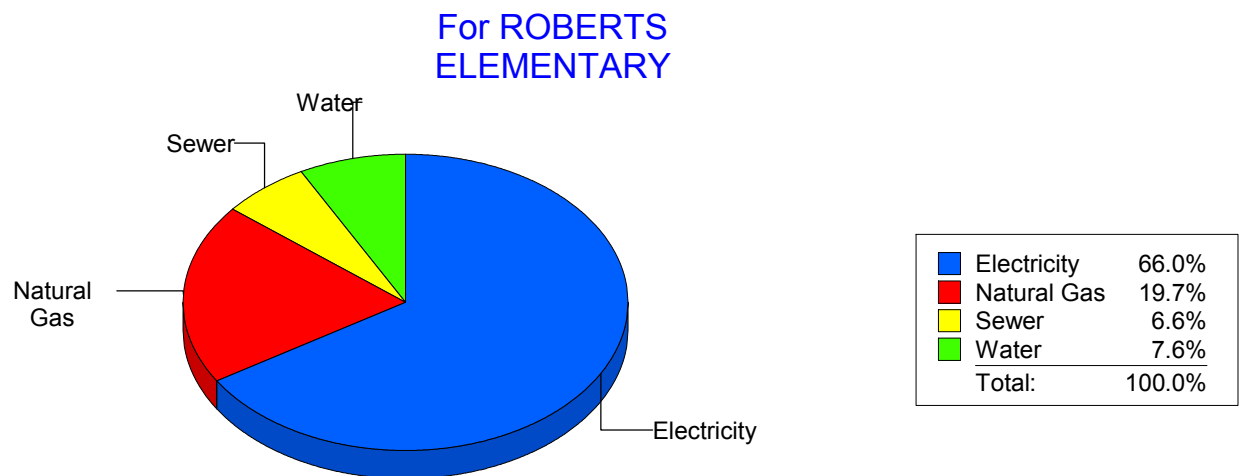
Energy CAP

Cost Avoidance Program

Cost Summary Graph

Grouped by Energy Type

Energy Type	Use	Units	Meter Cost	Special Charges	Total Cost	Avg Unit Cost	% of Total Cost
Site: ROBERTS ELEMENTARY - ROBERTS ELEMENTARY							
Electricity	35,083	KWH	\$3,958.51	\$0.00	\$3,958.51	0.1128	66.03%
Natural Gas	1,920	CCF	\$1,182.67	\$0.00	\$1,182.67	0.6160	19.73%
Water	215	CCF	\$458.34	\$0.00	\$458.34	2.1318	7.65%
Sewer	195	CCF	\$395.37	\$0.00	\$395.37	2.0275	6.60%
Total Cost:			\$5,994.89	\$0.00	\$5,994.89		



Filters: Cost Center Name Not Equal To DoNotReport; Billing Period Equal To 201012

elpaso

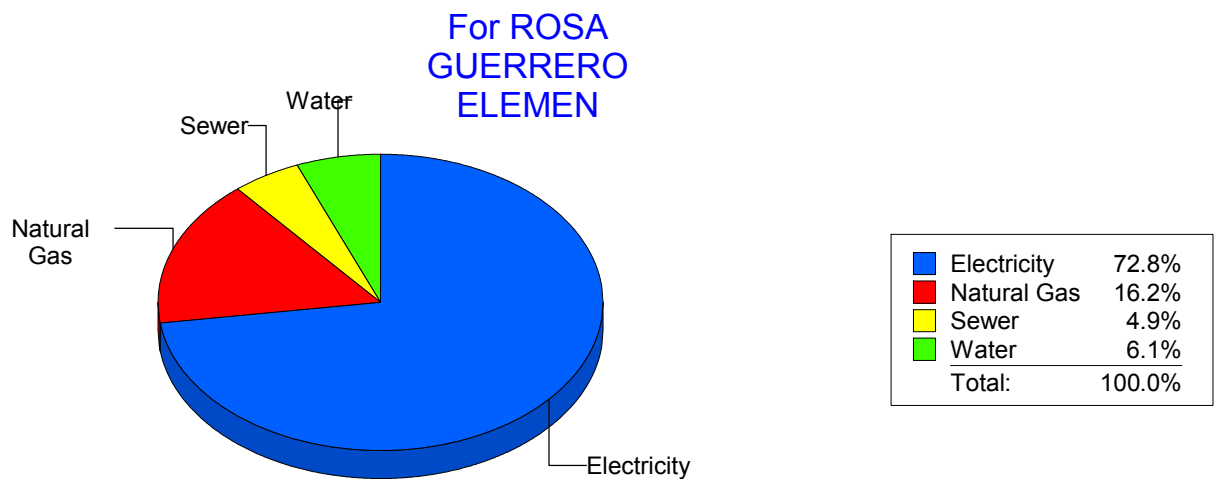
Energy CAP

Cost Avoidance Program

Cost Summary Graph

Grouped by Energy Type

Energy Type	Use	Units	Meter Cost	Special Charges	Total Cost	Avg Unit Cost	% of Total Cost
Site: ROSA GUERRERO ELEMEN - ROSA GUERRERO ELEMEN							
Electricity	38,460	KWH	\$5,608.43	\$0.00	\$5,608.43	0.1458	72.76%
Natural Gas	2,020	CCF	\$1,247.07	\$0.00	\$1,247.07	0.6174	16.18%
Water	255	CCF	\$473.85	\$0.00	\$473.85	1.8582	6.15%
Sewer	141	CCF	\$378.92	\$0.00	\$378.92	2.6874	4.92%
Total Cost:			\$7,708.27	\$0.00	\$7,708.27		



Filters: Cost Center Name Not Equal To DoNotReport; Billing Period Equal To 201012

elpaso

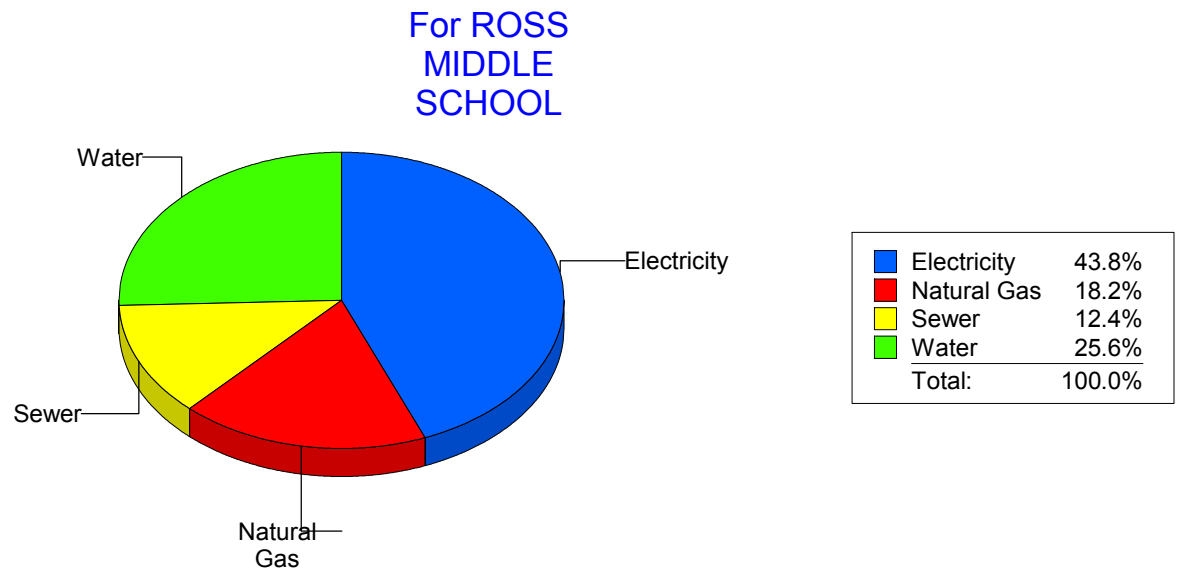
Energy CAP

Cost Avoidance Program

Cost Summary Graph

Grouped by Energy Type

Energy Type	Use	Units	Meter Cost	Special Charges	Total Cost	Avg Unit Cost	% of Total Cost
Site: ROSS MIDDLE SCHOOL - ROSS MIDDLE SCHOOL							
Electricity	34,418	KWH	\$4,896.63	\$0.00	\$4,896.63	0.1423	43.82%
Natural Gas	3,419	CCF	\$2,032.07	\$0.00	\$2,032.07	0.5943	18.18%
Water	1,747	CCF	\$2,855.29	\$0.00	\$2,855.29	1.6344	25.55%
Sewer	987	CCF	\$1,391.10	\$0.00	\$1,391.10	1.4094	12.45%
Total Cost:			\$11,175.09	\$0.00	\$11,175.09		



Filters: Cost Center Name Not Equal To DoNotReport; Billing Period Equal To 201012

elpaso

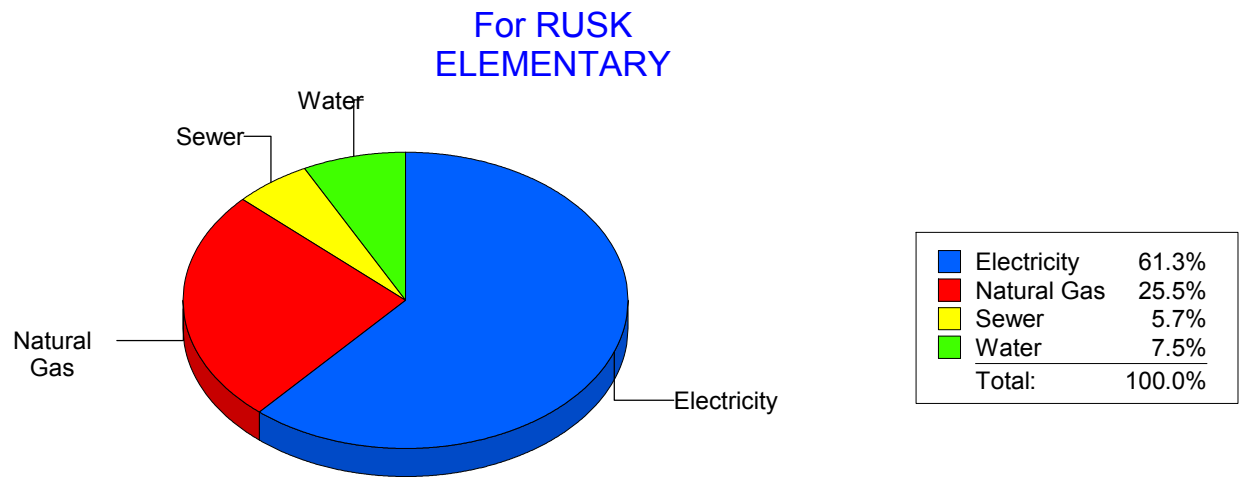
Energy CAP

Cost Avoidance Program

Cost Summary Graph

Grouped by Energy Type

Energy Type	Use	Units	Meter Cost	Special Charges	Total Cost	Avg Unit Cost	% of Total Cost
Site: RUSK ELEMENTARY - RUSK ELEMENTARY							
Electricity	20,650	KWH	\$2,700.64	\$0.00	\$2,700.64	0.1308	61.32%
Natural Gas	1,819	CCF	\$1,122.92	\$0.00	\$1,122.92	0.6173	25.50%
Water	134	CCF	\$330.26	\$0.00	\$330.26	2.4646	7.50%
Sewer	91	CCF	\$250.16	\$0.00	\$250.16	2.7490	5.68%
Total Cost:			\$4,403.98	\$0.00	\$4,403.98		



Filters: Cost Center Name Not Equal To DoNotReport; Billing Period Equal To 201012

elpaso

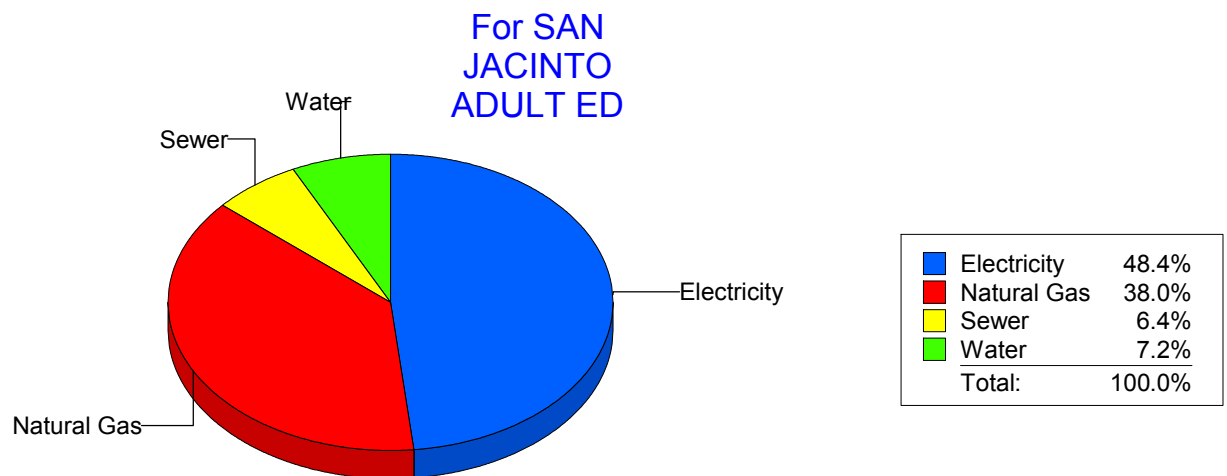
Energy CAP

Cost Avoidance Program

Cost Summary Graph

Grouped by Energy Type

Energy Type	Use	Units	Meter Cost	Special Charges	Total Cost	Avg Unit Cost	% of Total Cost
Site: SAN JACINTO ADULT ED - SAN JACINTO ADULT ED							
Electricity	4,700	KWH	\$826.06	\$0.00	\$826.06	0.1758	48.36%
Natural Gas	1,053	CCF	\$649.43	\$0.00	\$649.43	0.6167	38.02%
Water	42	CCF	\$123.53	\$0.00	\$123.53	2.9412	7.23%
Sewer	37	CCF	\$109.23	\$0.00	\$109.23	2.9522	6.39%
Total Cost:			\$1,708.25	\$0.00	\$1,708.25		



Filters: Cost Center Name Not Equal To DoNotReport; Billing Period Equal To 201012

elpaso

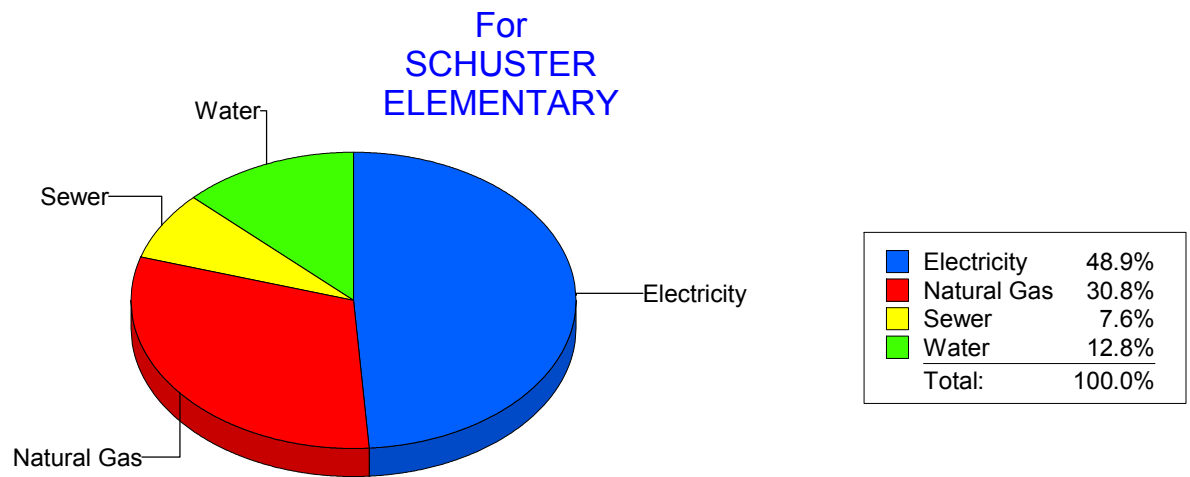
Energy CAP

Cost Avoidance Program

Cost Summary Graph

Grouped by Energy Type

Energy Type	Use	Units	Meter Cost	Special Charges	Total Cost	Avg Unit Cost	% of Total Cost
Site: SCHUSTER ELEMENTARY - SCHUSTER ELEMENTARY							
Electricity	16,880	KWH	\$1,824.20	\$0.00	\$1,824.20	0.1081	48.88%
Natural Gas	1,904	CCF	\$1,148.27	\$0.00	\$1,148.27	0.6031	30.77%
Water	286	CCF	\$477.33	\$0.00	\$477.33	1.6690	12.79%
Sewer	173	CCF	\$281.95	\$0.00	\$281.95	1.6298	7.56%
Total Cost:			\$3,731.75	\$0.00	\$3,731.75		



Filters: Cost Center Name Not Equal To DoNotReport; Billing Period Equal To 201012

elpaso

Energy CAP

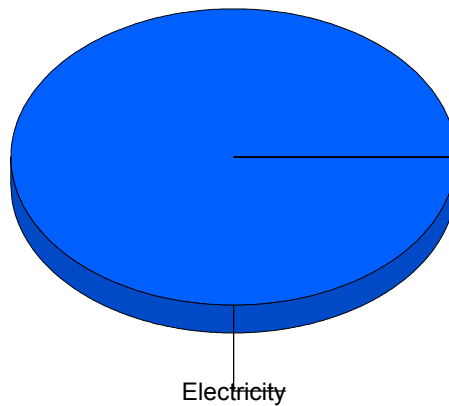
Cost Avoidance Program

Cost Summary Graph

Grouped by Energy Type

Energy Type	Use	Units	Meter Cost	Special Charges	Total Cost	Avg Unit Cost	% of Total Cost
Site: SKYPARK - SKY PARK							
Electricity	1,774	KWH	\$250.36	\$0.00	\$250.36	0.1411	100.00%
Total Cost:			\$250.36	\$0.00	\$250.36		

For SKY PARK



Filters: Cost Center Name Not Equal To DoNotReport; Billing Period Equal To 201012

elpaso

Energy CAP

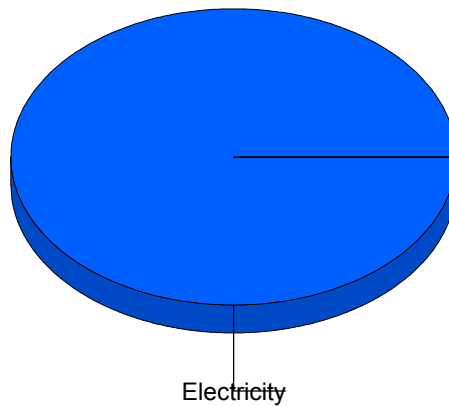
Cost Avoidance Program

Cost Summary Graph

Grouped by Energy Type

Energy Type	Use	Units	Meter Cost	Special Charges	Total Cost	Avg Unit Cost	% of Total Cost
Site: SKYPARKIB1 - SKY PARK I B1							
Electricity	2,099 KWH		\$291.52	\$0.00	\$291.52	0.1389	100.00%
Total Cost:			\$291.52	\$0.00	\$291.52		

For SKY PARK
I B1



■ Electricity	100.0%
Total:	100.0%

Filters: Cost Center Name Not Equal To DoNotReport; Billing Period Equal To 201012

elpaso

Energy CAP

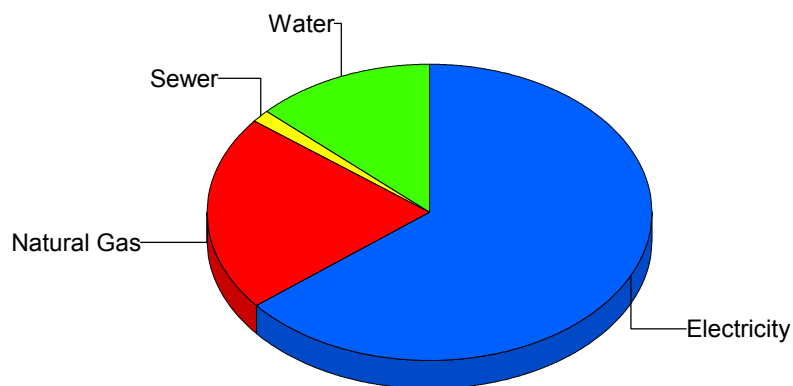
Cost Avoidance Program

Cost Summary Graph

Grouped by Energy Type

Energy Type	Use	Units	Meter Cost	Special Charges	Total Cost	Avg Unit Cost	% of Total Cost
Site: STANTON ELEMENTARY - STANTON ELEMENTARY							
Electricity	23,690	KWH	\$3,152.63	\$0.00	\$3,152.63	0.1331	64.10%
Natural Gas	1,705	CCF	\$1,056.38	\$0.00	\$1,056.38	0.6196	21.48%
Water	247	CCF	\$640.54	\$0.00	\$640.54	2.5933	13.02%
Sewer	5	CCF	\$68.59	\$0.00	\$68.59	13.7180	1.39%
Total Cost:			\$4,918.14	\$0.00	\$4,918.14		

For STANTON
ELEMENTARY



Electricity	64.1%
Natural Gas	21.5%
Sewer	1.4%
Water	13.0%
Total:	100.0%

Filters: Cost Center Name Not Equal To DoNotReport; Billing Period Equal To 201012

elpaso

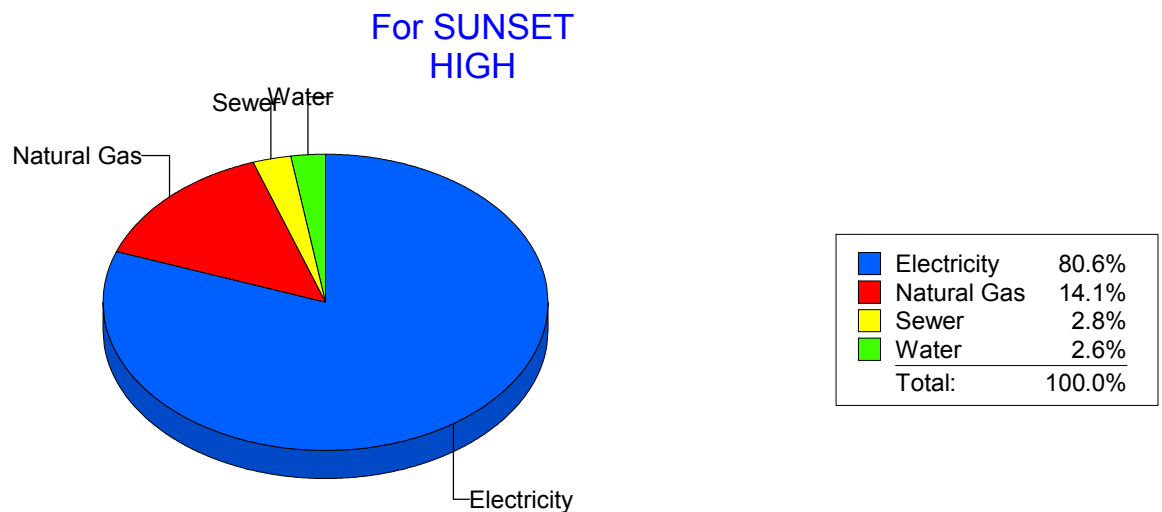
Energy CAP

Cost Avoidance Program

Cost Summary Graph

Grouped by Energy Type

Energy Type	Use	Units	Meter Cost	Special Charges	Total Cost	Avg Unit Cost	% of Total Cost
Site: SUNSET HIGH - SUNSET HIGH							
Electricity	17,773	KWH	\$2,480.52	\$0.00	\$2,480.52	0.1396	80.58%
Natural Gas	683	CCF	\$432.75	\$0.00	\$432.75	0.6336	14.06%
Water	11	CCF	\$78.58	\$0.00	\$78.58	7.1436	2.55%
Sewer	19	CCF	\$86.37	\$0.00	\$86.37	4.5458	2.81%
Total Cost:			\$3,078.22	\$0.00	\$3,078.22		



Filters: Cost Center Name Not Equal To DoNotReport; Billing Period Equal To 201012

elpaso

Energy CAP

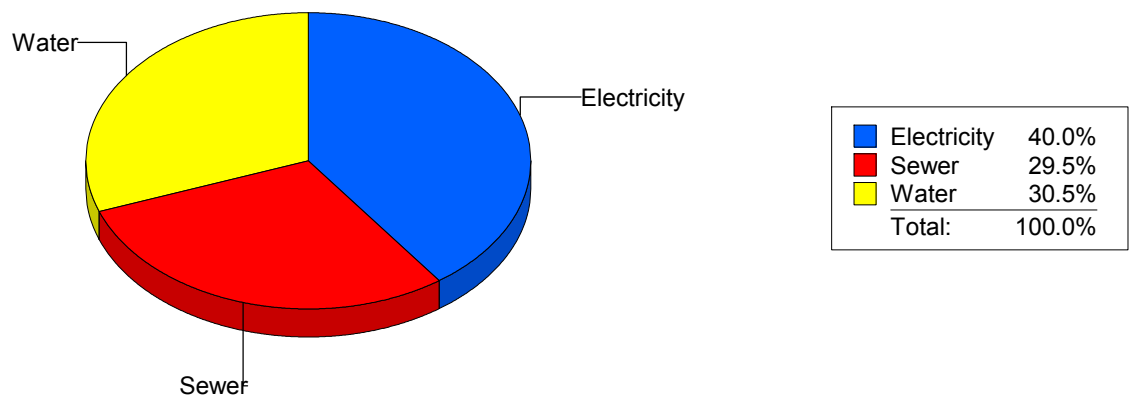
Cost Avoidance Program

Cost Summary Graph

Grouped by Energy Type

Energy Type	Use	Units	Meter Cost	Special Charges	Total Cost	Avg Unit Cost	% of Total Cost
Site: TENNISCENTER - TENNIS CENTER							
Electricity		73 KWH	\$85.93	\$0.00	\$85.93	1.1771	39.97%
Water		2 CCF	\$65.53	\$0.00	\$65.53	32.7650	30.48%
Sewer		1 CCF	\$63.51	\$0.00	\$63.51	63.5100	29.54%
Total Cost:			\$214.97	\$0.00	\$214.97		

For TENNIS
CENTER



Filters: Cost Center Name Not Equal To DoNotReport; Billing Period Equal To 201012

el Paso

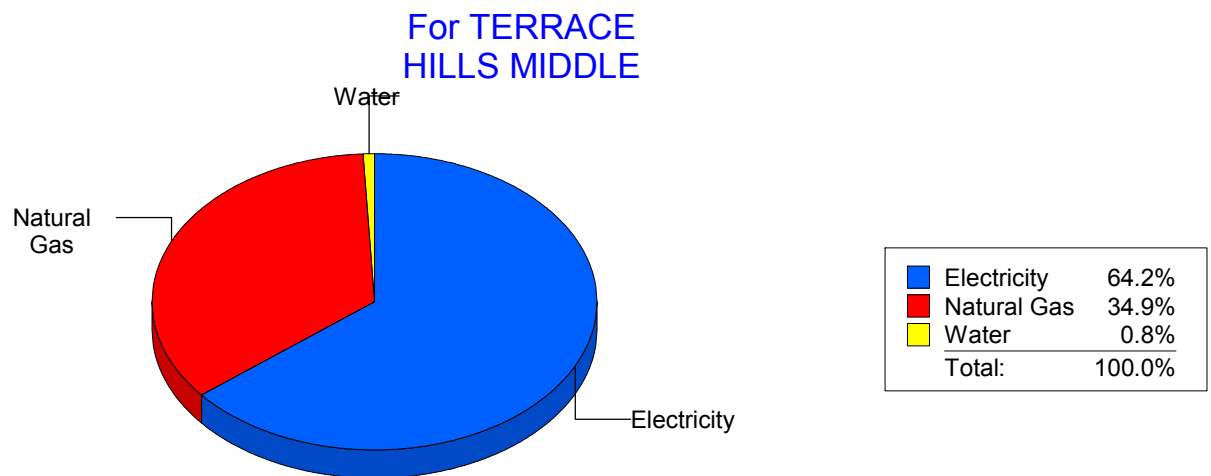
Energy CAP

Cost Avoidance Program

Cost Summary Graph

Grouped by Energy Type

Energy Type	Use	Units	Meter Cost	Special Charges	Total Cost	Avg Unit Cost	% of Total Cost
Site: TERRACE HILLS MIDDLE - TERRACE HILLS MIDDLE							
Electricity	25,800	KWH	\$2,818.80	\$0.00	\$2,818.80	0.1093	64.25%
Natural Gas	2,504	CCF	\$1,532.14	\$0.00	\$1,532.14	0.6119	34.92%
Water	0	CCF	\$36.36	\$0.00	\$36.36	0.0000	0.83%
Total Cost:			\$4,387.30	\$0.00	\$4,387.30		



Filters: Cost Center Name Not Equal To DoNotReport; Billing Period Equal To 201012

elpaso

Energy CAP

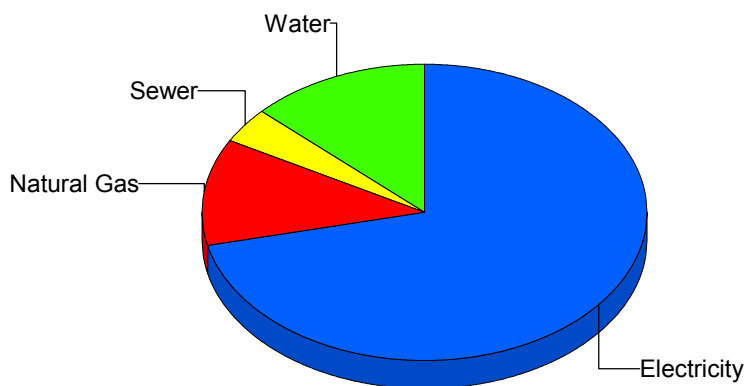
Cost Avoidance Program

Cost Summary Graph

Grouped by Energy Type

Energy Type	Use	Units	Meter Cost	Special Charges	Total Cost	Avg Unit Cost	% of Total Cost
Site: TIPPIN - TIPPIN ELEMENTARY							
Electricity	42,480	KWH	\$4,971.17	\$0.00	\$4,971.17	0.1170	71.40%
Natural Gas	1,330	CCF	\$811.79	\$0.00	\$811.79	0.6104	11.66%
Water	197	CCF	\$900.71	\$0.00	\$900.71	4.5721	12.94%
Sewer	111	CCF	\$278.58	\$0.00	\$278.58	2.5097	4.00%
Total Cost:			\$6,962.25	\$0.00	\$6,962.25		

For TIPPIN
ELEMENTARY



Electricity	71.4%
Natural Gas	11.7%
Sewer	4.0%
Water	12.9%
Total:	100.0%

Filters: Cost Center Name Not Equal To DoNotReport; Billing Period Equal To 201012

elpaso

Energy CAP

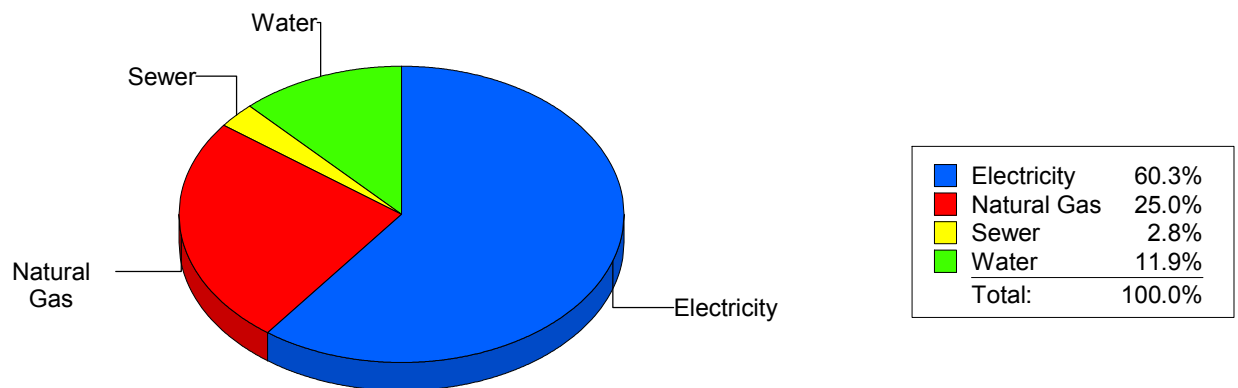
Cost Avoidance Program

Cost Summary Graph

Grouped by Energy Type

Energy Type	Use	Units	Meter Cost	Special Charges	Total Cost	Avg Unit Cost	% of Total Cost
Site: TOMLEA - TOM LEA							
Electricity	44,040	KWH	\$4,646.38	\$0.00	\$4,646.38	0.1055	60.25%
Natural Gas	3,241	CCF	\$1,929.54	\$0.00	\$1,929.54	0.5954	25.02%
Water	247	CCF	\$916.85	\$0.00	\$916.85	3.7119	11.89%
Sewer	64	CCF	\$218.89	\$0.00	\$218.89	3.4202	2.84%
Total Cost:			\$7,711.66	\$0.00	\$7,711.66		

For TOM LEA



Filters: Cost Center Name Not Equal To DoNotReport; Billing Period Equal To 201012

elpaso

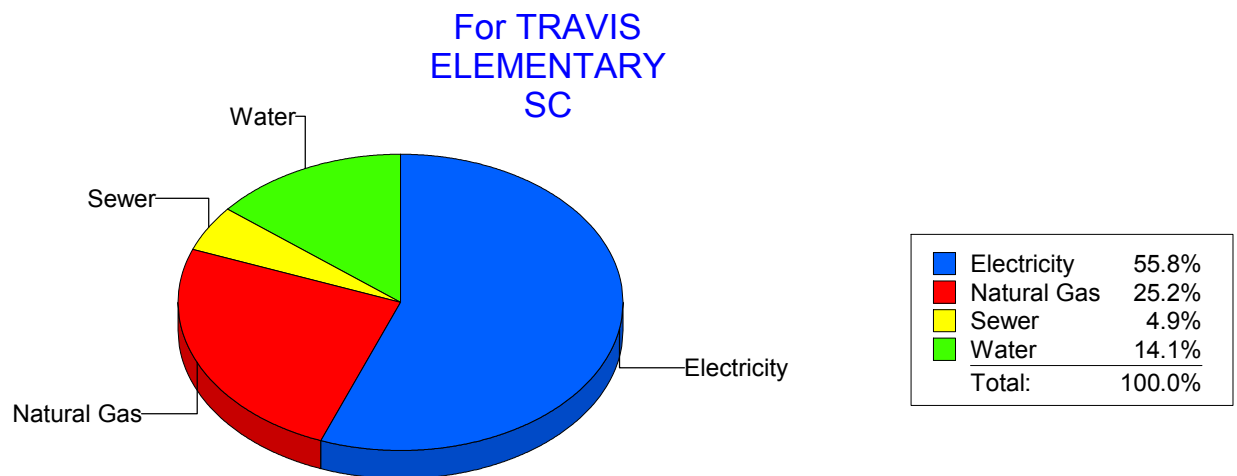
Energy CAP

Cost Avoidance Program

Cost Summary Graph

Grouped by Energy Type

Energy Type	Use	Units	Meter Cost	Special Charges	Total Cost	Avg Unit Cost	% of Total Cost
Site: TRAVIS ELEMENTARY SC - TRAVIS ELEMENTARY SC							
Electricity	20,373	KWH	\$2,666.91	\$0.00	\$2,666.91	0.1309	55.80%
Natural Gas	1,954	CCF	\$1,202.26	\$0.00	\$1,202.26	0.6153	25.16%
Water	174	CCF	\$673.73	\$0.00	\$673.73	3.8720	14.10%
Sewer	98	CCF	\$236.18	\$0.00	\$236.18	2.4100	4.94%
Total Cost:			\$4,779.08	\$0.00	\$4,779.08		



Filters: Cost Center Name Not Equal To DoNotReport; Billing Period Equal To 201012

elpaso

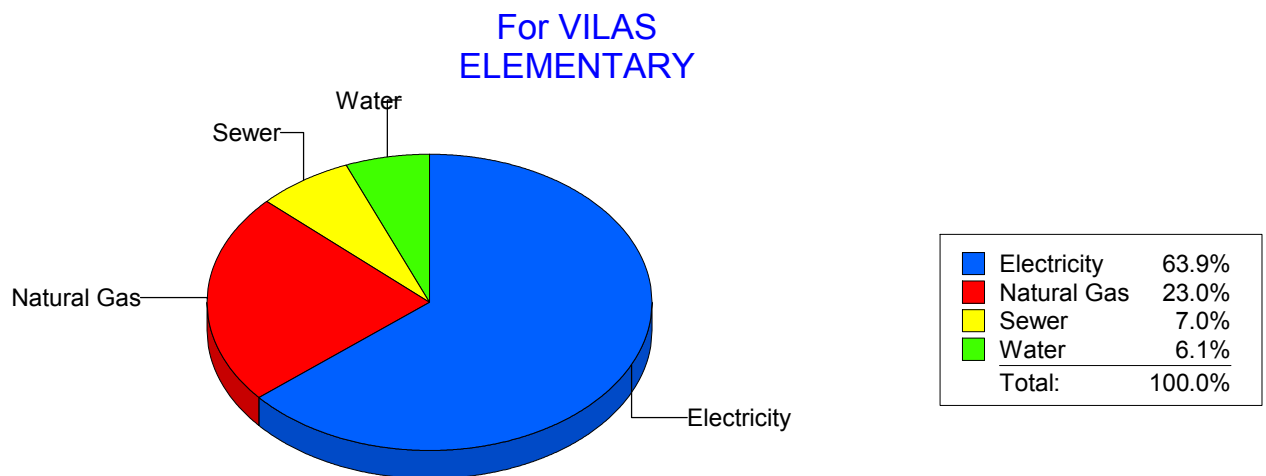
Energy CAP

Cost Avoidance Program

Cost Summary Graph

Grouped by Energy Type

Energy Type	Use	Units	Meter Cost	Special Charges	Total Cost	Avg Unit Cost	% of Total Cost
Site: VILAS ELEMENTARY - VILAS ELEMENTARY							
Electricity	26,581	KWH	\$3,988.76	\$0.00	\$3,988.76	0.1501	63.87%
Natural Gas	2,241	CCF	\$1,438.49	\$0.00	\$1,438.49	0.6419	23.03%
Water	82	CCF	\$380.12	\$0.00	\$380.12	4.6356	6.09%
Sewer	141	CCF	\$438.14	\$0.00	\$438.14	3.1074	7.02%
Total Cost:			\$6,245.51	\$0.00	\$6,245.51		



Filters: Cost Center Name Not Equal To DoNotReport; Billing Period Equal To 201012

elpaso

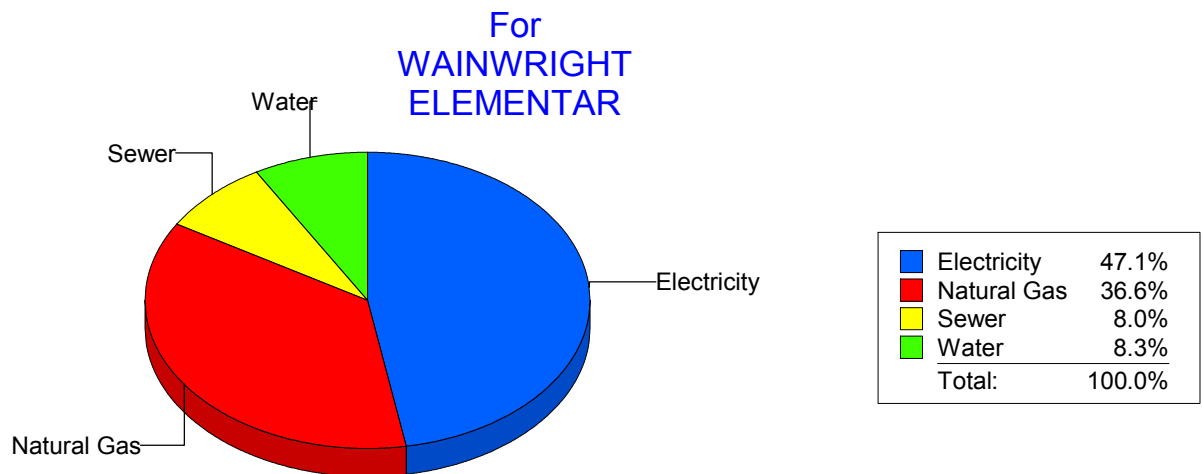
Energy CAP

Cost Avoidance Program

Cost Summary Graph

Grouped by Energy Type

Energy Type	Use	Units	Meter Cost	Special Charges	Total Cost	Avg Unit Cost	% of Total Cost
Site: WAINWRIGHT ELEMENTAR - WAINWRIGHT ELEMENTAR							
Electricity	6,040	KWH	\$878.55	\$0.00	\$878.55	0.1455	47.14%
Natural Gas	1,009	CCF	\$681.14	\$0.00	\$681.14	0.6751	36.55%
Water	12	CCF	\$155.31	\$0.00	\$155.31	12.9425	8.33%
Sewer	11	CCF	\$148.56	\$0.00	\$148.56	13.5055	7.97%
Total Cost:			\$1,863.56	\$0.00	\$1,863.56		



Filters: Cost Center Name Not Equal To DoNotReport; Billing Period Equal To 201012

elpaso

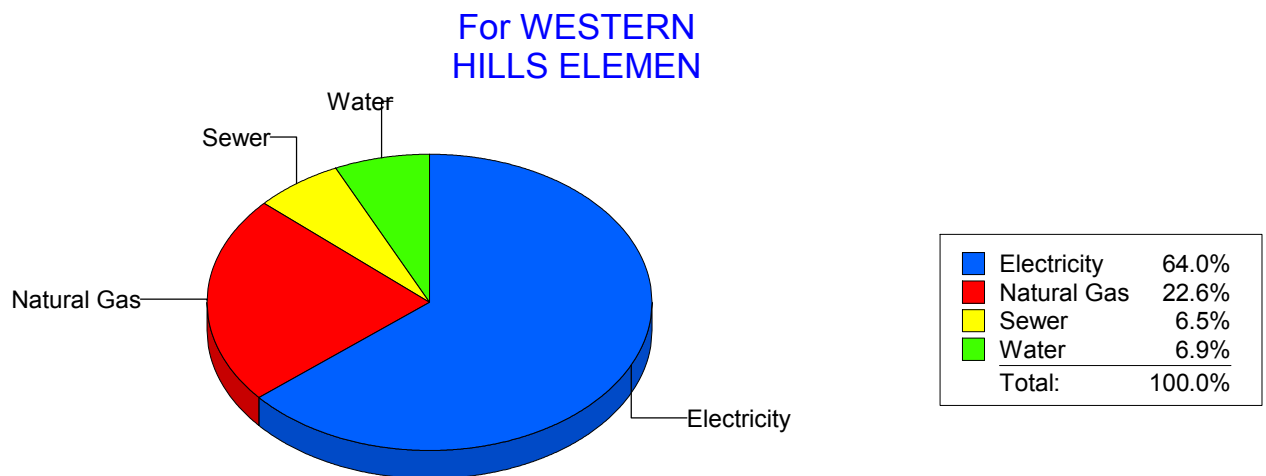
Energy CAP

Cost Avoidance Program

Cost Summary Graph

Grouped by Energy Type

Energy Type	Use	Units	Meter Cost	Special Charges	Total Cost	Avg Unit Cost	% of Total Cost
Site: WESTERN HILLS ELEMEN - WESTERN HILLS ELEMEN							
Electricity	35,640	KWH	\$4,186.34	\$0.00	\$4,186.34	0.1175	63.97%
Natural Gas	2,466	CCF	\$1,477.71	\$0.00	\$1,477.71	0.5992	22.58%
Water	154	CCF	\$454.06	\$0.00	\$454.06	2.9484	6.94%
Sewer	120	CCF	\$426.59	\$0.00	\$426.59	3.5549	6.52%
Total Cost:			\$6,544.70	\$0.00	\$6,544.70		



Filters: Cost Center Name Not Equal To DoNotReport; Billing Period Equal To 201012

elpaso

Energy CAP

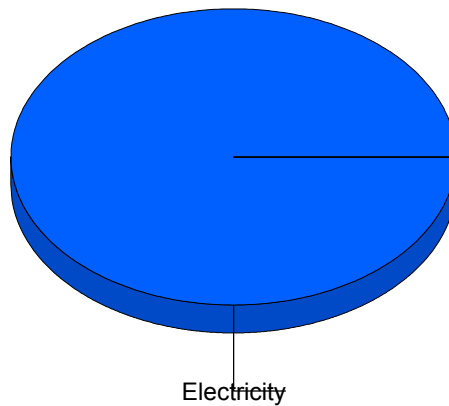
Cost Avoidance Program

Cost Summary Graph

Grouped by Energy Type

Energy Type	Use	Units	Meter Cost	Special Charges	Total Cost	Avg Unit Cost	% of Total Cost
Site: WESTSIDE TRANSPORTAT - WESTSIDE TRANSPORTAT							
Electricity		1,976 KWH	\$243.37	\$0.00	\$243.37	0.1232	100.00%
Total Cost:			\$243.37	\$0.00	\$243.37		

For WESTSIDE
TRANSPORTAT



■ Electricity	100.0%
Total:	100.0%

Filters: Cost Center Name Not Equal To DoNotReport; Billing Period Equal To 201012

elpaso

Energy CAP

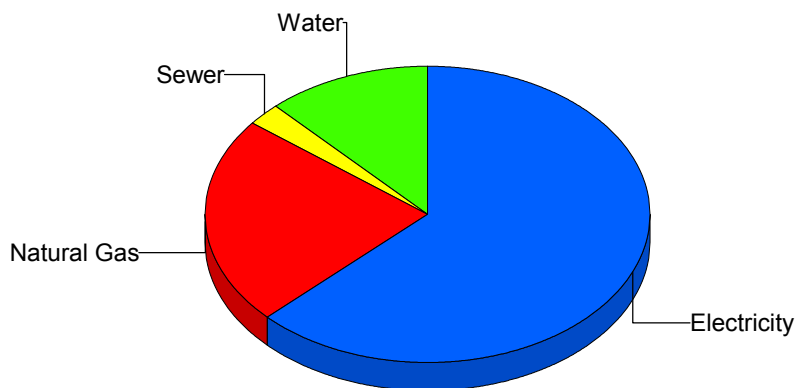
Cost Avoidance Program

Cost Summary Graph

Grouped by Energy Type

Energy Type	Use	Units	Meter Cost	Special Charges	Total Cost	Avg Unit Cost	% of Total Cost
Site: WHITAKER ELEMENTARY - WHITAKER ELEMENTARY							
Electricity	55,800	KWH	\$6,571.13	\$0.00	\$6,571.13	0.1178	62.78%
Natural Gas	4,046	CCF	\$2,393.21	\$0.00	\$2,393.21	0.5915	22.87%
Water	549	CCF	\$1,243.86	\$0.00	\$1,243.86	2.2657	11.88%
Sewer	95	CCF	\$258.26	\$0.00	\$258.26	2.7185	2.47%
Total Cost:			\$10,466.46	\$0.00	\$10,466.46		

For WHITAKER
ELEMENTARY



Electricity	62.8%
Natural Gas	22.9%
Sewer	2.5%
Water	11.9%
Total:	100.0%

Filters: Cost Center Name Not Equal To DoNotReport; Billing Period Equal To 201012

elpaso

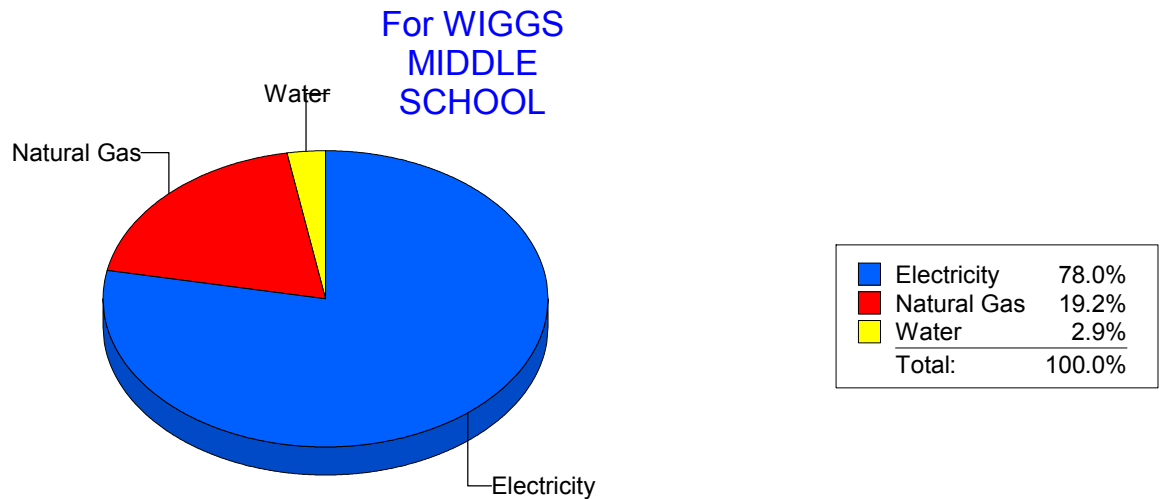
Energy CAP

Cost Avoidance Program

Cost Summary Graph

Grouped by Energy Type

Energy Type	Use	Units	Meter Cost	Special Charges	Total Cost	Avg Unit Cost	% of Total Cost
Site: WIGGS MIDDLE SCHOOL - WIGGS MIDDLE SCHOOL							
Electricity	44,740	KWH	\$5,293.94	\$0.00	\$5,293.94	0.1183	77.99%
Natural Gas	2,164	CCF	\$1,300.68	\$0.00	\$1,300.68	0.6011	19.16%
Water	0	CCF	\$193.48	\$0.00	\$193.48	0.0000	2.85%
Total Cost:			\$6,788.10	\$0.00	\$6,788.10		



Filters: Cost Center Name Not Equal To DoNotReport; Billing Period Equal To 201012

elpaso

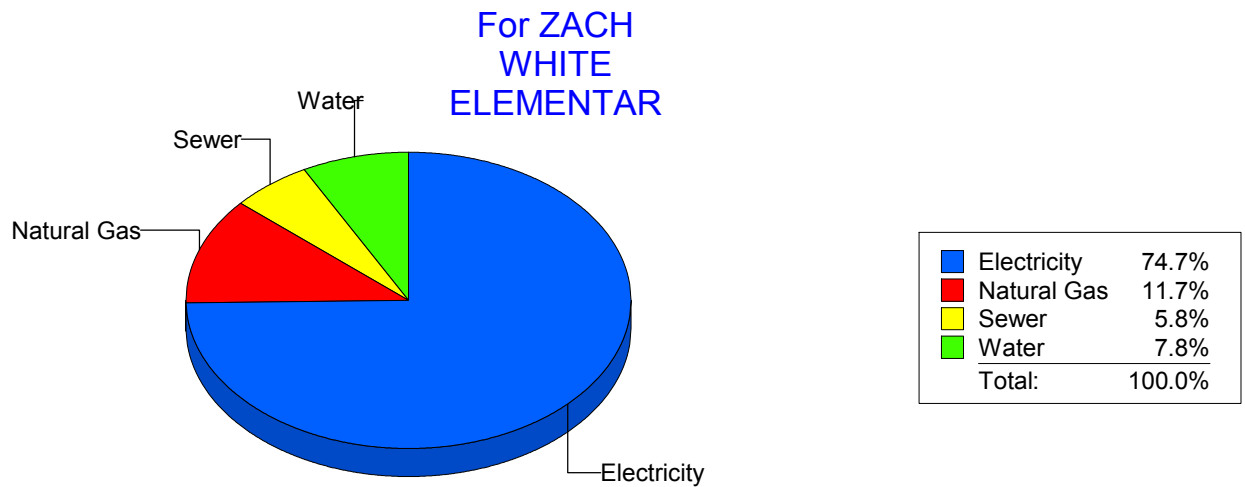
Energy CAP

Cost Avoidance Program

Cost Summary Graph

Grouped by Energy Type

Energy Type	Use	Units	Meter Cost	Special Charges	Total Cost	Avg Unit Cost	% of Total Cost
Site: ZACH WHITE ELEMENTAR - ZACH WHITE ELEMENTAR							
Electricity	43,200	KWH	\$5,205.96	\$0.00	\$5,205.96	0.1205	74.67%
Natural Gas	1,291	CCF	\$817.48	\$0.00	\$817.48	0.6332	11.73%
Water	140	CCF	\$545.36	\$0.00	\$545.36	3.8954	7.82%
Sewer	111	CCF	\$403.06	\$0.00	\$403.06	3.6312	5.78%
Total Cost:			\$6,971.86	\$0.00	\$6,971.86		



Filters: Cost Center Name Not Equal To DoNotReport; Billing Period Equal To 201012

elpaso

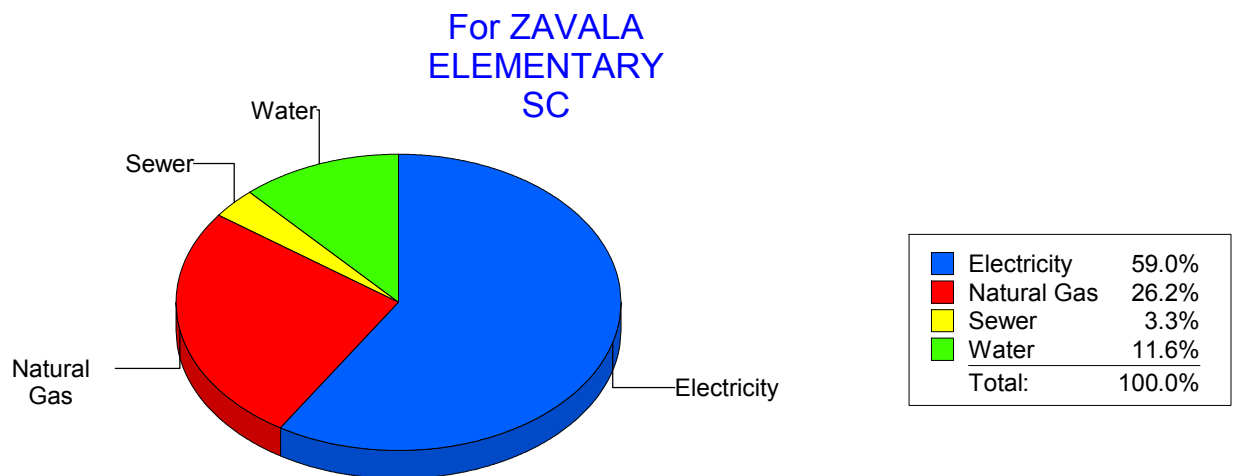
Energy CAP

Cost Avoidance Program

Cost Summary Graph

Grouped by Energy Type

Energy Type	Use	Units	Meter Cost	Special Charges	Total Cost	Avg Unit Cost	% of Total Cost
Site: ZAVALA ELEMENTARY SC - ZAVALA ELEMENTARY SC							
Electricity	25,254	KWH	\$2,200.02	\$0.00	\$2,200.02	0.0871	58.96%
Natural Gas	1,611	CCF	\$976.52	\$0.00	\$976.52	0.6062	26.17%
Water	99	CCF	\$432.97	\$0.00	\$432.97	4.3734	11.60%
Sewer	47	CCF	\$121.93	\$0.00	\$121.93	2.5943	3.27%
Total Cost:			\$3,731.44	\$0.00	\$3,731.44		



Filters: Cost Center Name Not Equal To DoNotReport; Billing Period Equal To 201012

elpaso

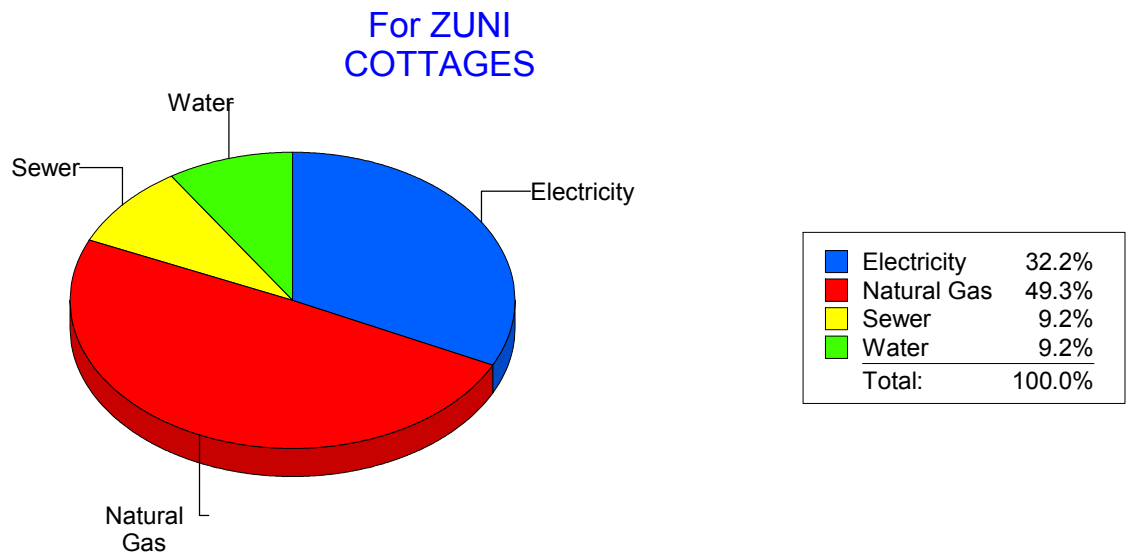
Energy CAP

Cost Avoidance Program

Cost Summary Graph

Grouped by Energy Type

Energy Type	Use	Units	Meter Cost	Special Charges	Total Cost	Avg Unit Cost	% of Total Cost
Site: ZUNI COTTAGES - ZUNI COTTAGES							
Electricity		436 KWH	\$79.65	\$0.00	\$79.65	0.1827	32.22%
Natural Gas		112 CCF	\$121.91	\$0.00	\$121.91	1.0885	49.32%
Water		1 CCF	\$22.85	\$0.00	\$22.85	22.8500	9.24%
Sewer		2 CCF	\$22.76	\$0.00	\$22.76	11.3800	9.21%
Total Cost:			\$247.17	\$0.00	\$247.17		



Filters: Cost Center Name Not Equal To DoNotReport; Billing Period Equal To 201012

elpaso

Energy CAP

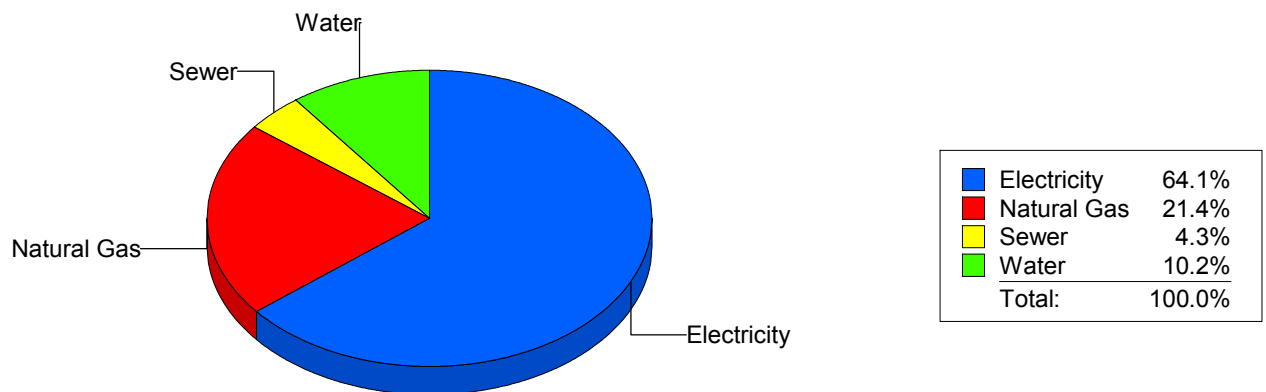
Cost Avoidance Program

Cost Summary Graph

Grouped by Energy Type

Energy Type	Use	Units	Meter Cost	Special Charges	Total Cost	Avg Unit Cost	% of Total Cost
All Sites							
Electricity	4,838,827	KWH	\$549,518.56	\$0.00	\$549,518.56	0.1136	64.10%
Natural Gas	305,480	CCF	\$183,823.33	\$0.00	\$183,823.33	0.6018	21.44%
Water	33,939	CCF	\$87,517.86	\$0.00	\$87,517.86	2.5787	10.21%
Sewer	16,449	CCF	\$36,479.66	\$0.00	\$36,479.66	2.2177	4.25%
Total Cost:			\$857,339.41	\$0.00	\$857,339.41		

For All Sites



Filters: Cost Center Name Not Equal To DoNotReport; Billing Period Equal To 201012