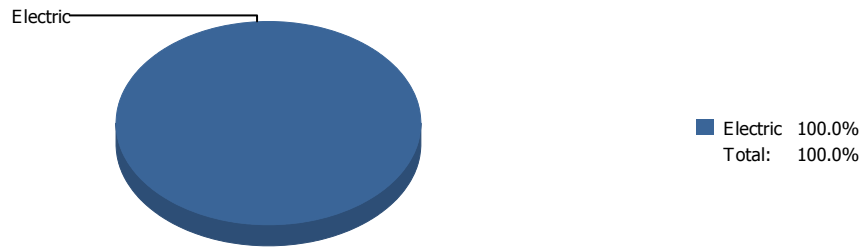
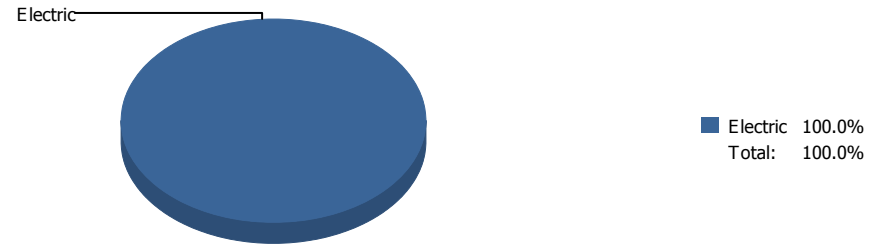


Energy

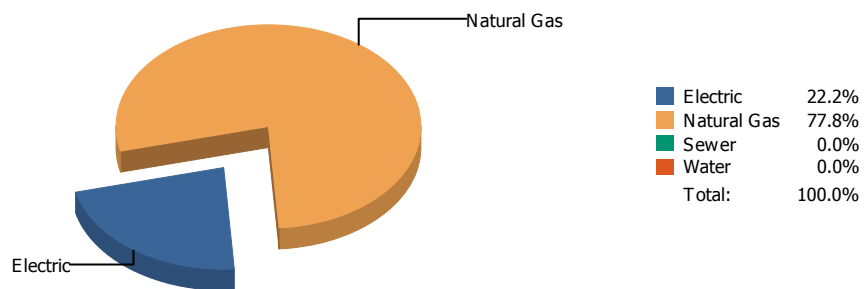


Cost

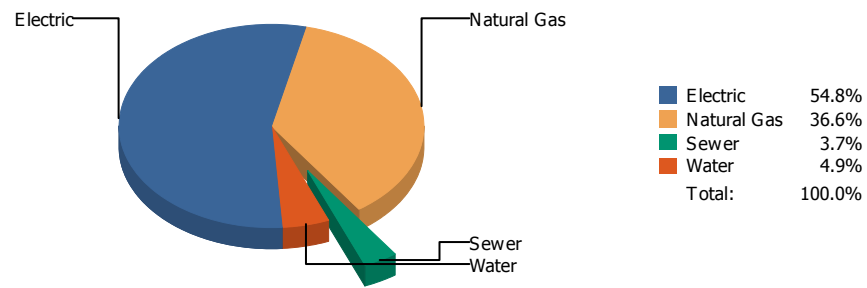


Commodity	Common Use	Energy Use	Energy Use / Area	Total Cost	Cost / Unit	Cost / Area
Place: [ALAMO] ALAMO 101 [BUILDING]						
Area: 58,978 SqFt						
Billing Period: Feb 2017						
ELECTRIC	7,750.00 kWh	26 MMBtu	0.000 MMBtu/SqFt	\$766.04	\$0.099 /kWh	\$0.013 /SqFt
Totals:		26 MMBtu	0.000 MMBtu/SqFt	\$766.04		

Energy

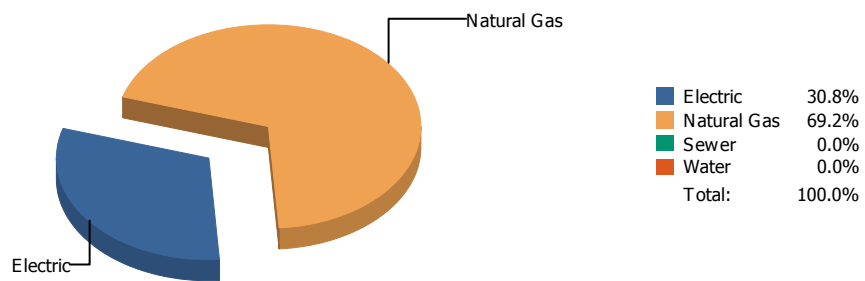


Cost

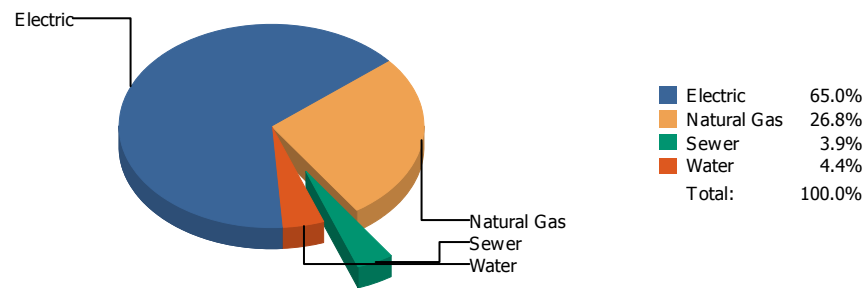


Commodity	Common Use	Energy Use	Energy Use / Area	Total Cost	Cost / Unit	Cost / Area
Place: [ALTA] ALTA VISTA 102 [BUILDING]						
Area: 68,463 SqFt						
Billing Period: Feb 2017						
ELECTRIC	26,850.00 kWh	92 MMBtu	0.001 MMBtu/SqFt	\$3,121.92	\$0.116 /kWh	\$0.046 /SqFt
NATURALGAS	3,111.00 CCF	320 MMBtu	0.005 MMBtu/SqFt	\$2,082.59	\$0.669 /CCF	\$0.030 /SqFt
SEWER	80.00 CCF			\$212.71	\$2.659 /CCF	\$0.003 /SqFt
WATER	96.00 CCF			\$280.16	\$2.918 /CCF	\$0.004 /SqFt
Totals:		412 MMBtu	0.006 MMBtu/SqFt	\$5,697.38		

Energy

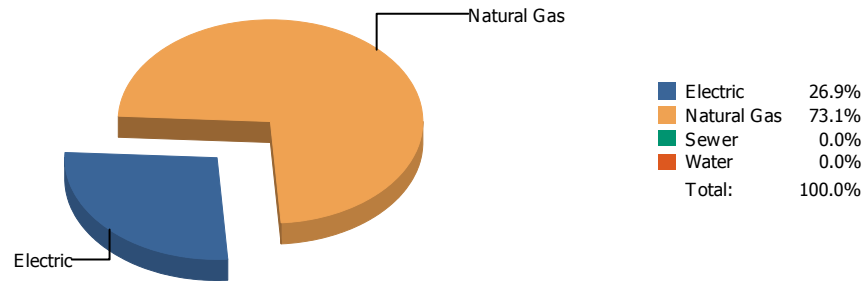


Cost

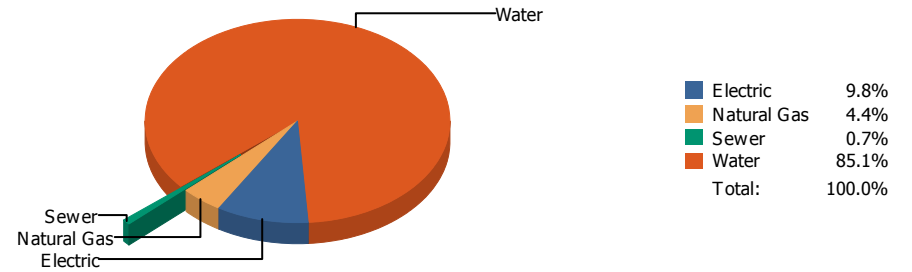


Commodity	Common Use	Energy Use	Energy Use / Area	Total Cost	Cost / Unit	Cost / Area
Place: [ADDRESS] ADDRESS 001 [BUILDING]						
Area: 266,968 SqFt						
Billing Period: Feb 2017						
ELECTRIC	144,074.00 kWh	492 MMBtu	0.002 MMBtu/SqFt	\$16,316.92	\$0.113 /kWh	\$0.061 /SqFt
NATURALGAS	10,702.00 CCF	1,102 MMBtu	0.004 MMBtu/SqFt	\$6,722.52	\$0.628 /CCF	\$0.025 /SqFt
SEWER	479.00 CCF			\$968.77	\$2.022 /CCF	\$0.004 /SqFt
WATER	511.00 CCF			\$1,112.77	\$2.178 /CCF	\$0.004 /SqFt
Totals:		1,594 MMBtu	0.006 MMBtu/SqFt	\$25,120.98		

Energy

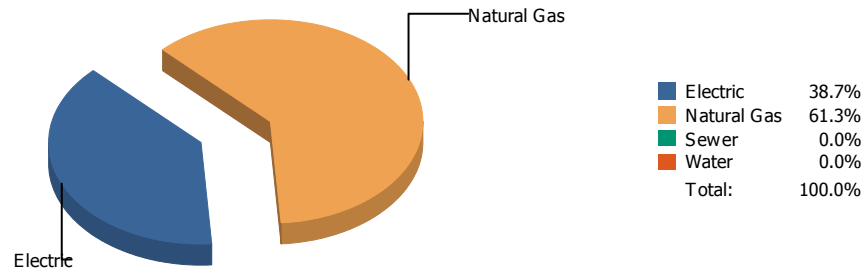


Cost

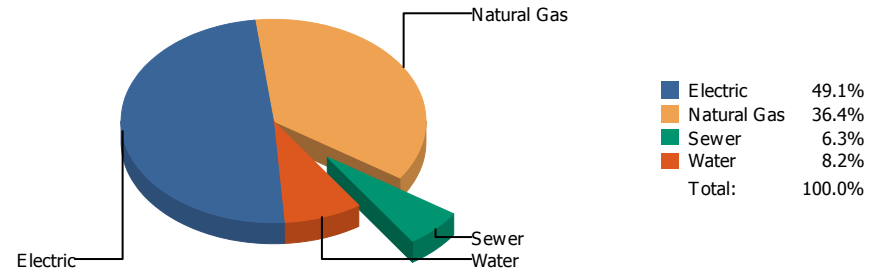


Commodity	Common Use	Energy Use	Energy Use / Area	Total Cost	Cost / Unit	Cost / Area
Place: [AOY] AOY 103 [BUILDING]						
Area: 105,486 SqFt						
Billing Period: Feb 2017						
ELECTRIC	52,138.00 kWh	178 MMBtu	0.002 MMBtu/SqFt	\$6,840.30	\$0.131 /kWh	\$0.065 /SqFt
NATURALGAS	4,695.00 CCF	484 MMBtu	0.005 MMBtu/SqFt	\$3,056.95	\$0.651 /CCF	\$0.029 /SqFt
SEWER	96.00 CCF			\$497.35	\$5.181 /CCF	\$0.005 /SqFt
WATER	177.00 CCF			\$59,138.86	\$334.118 /CCF	\$0.560 /SqFt
Totals:		662 MMBtu	0.006 MMBtu/SqFt	\$69,533.46		

Energy

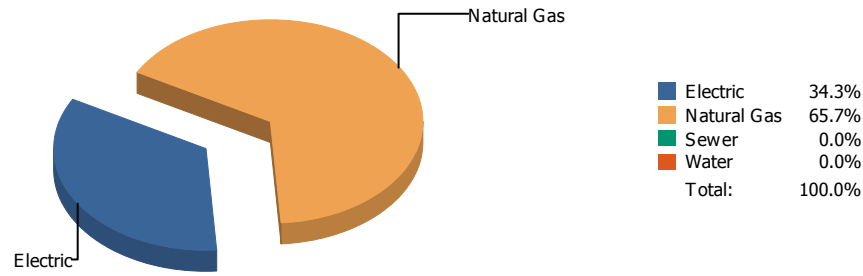


Cost

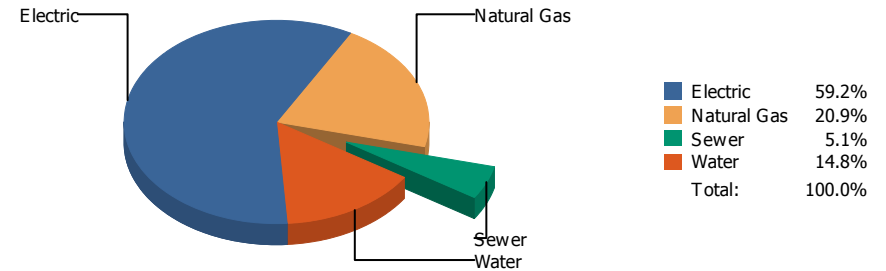


Commodity	Common Use	Energy Use	Energy Use / Area	Total Cost	Cost / Unit	Cost / Area
Place: [ARMENDARIZ_1] ARMENDARIZ MIDDLE SCHOOL [BUILDING]						
Area: 133,779 SqFt						
Billing Period: Feb 2017						
ELECTRIC	113,000.00 kWh	386 MMBtu	0.003 MMBtu/SqFt	\$4,943.10	\$0.044 /kWh	\$0.037 /SqFt
NATURALGAS	5,937.00 CCF	612 MMBtu	0.005 MMBtu/SqFt	\$3,661.71	\$0.617 /CCF	\$0.027 /SqFt
SEWER	218.00 CCF			\$634.50	\$2.911 /CCF	\$0.005 /SqFt
WATER	266.00 CCF			\$826.82	\$3.108 /CCF	\$0.006 /SqFt
Totals:		997 MMBtu	0.007 MMBtu/SqFt	\$10,066.13		

Energy

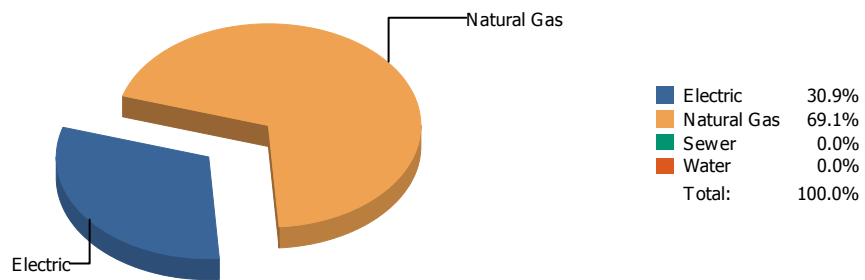


Cost

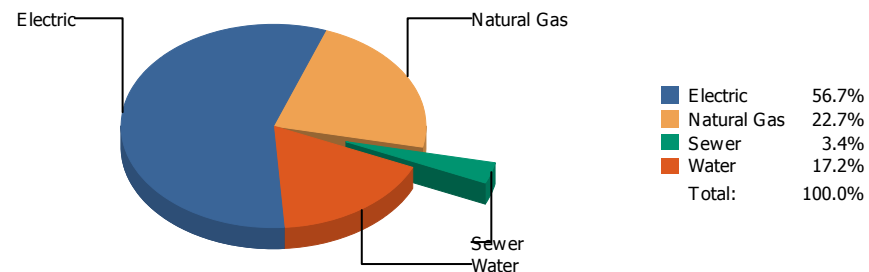


Commodity	Common Use	Energy Use	Energy Use / Area	Total Cost	Cost / Unit	Cost / Area
Place: [AUSTIN] AUSTIN 002 [BUILDING]						
Area: 269,216 SqFt						
Billing Period: Feb 2017						
ELECTRIC	150,978.00 kWh	515 MMBtu	0.002 MMBtu/SqFt	\$17,233.60	\$0.114 /kWh	\$0.064 /SqFt
NATURALGAS	9,590.00 CCF	988 MMBtu	0.004 MMBtu/SqFt	\$6,078.56	\$0.634 /CCF	\$0.022 /SqFt
SEWER	475.00 CCF			\$1,494.77	\$3.147 /CCF	\$0.005 /SqFt
WATER	1,091.00 CCF			\$4,321.66	\$3.961 /CCF	\$0.016 /SqFt
Totals:		1,503 MMBtu	0.006 MMBtu/SqFt	\$29,128.59		

Energy

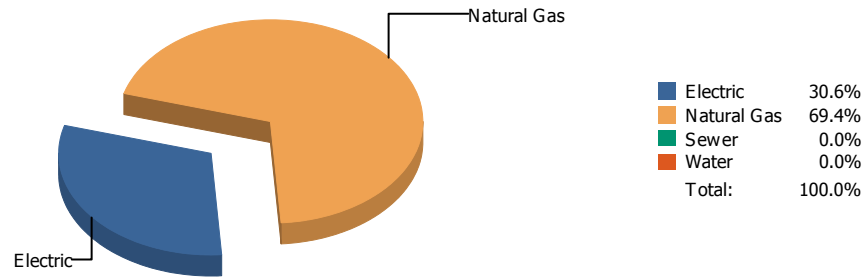


Cost

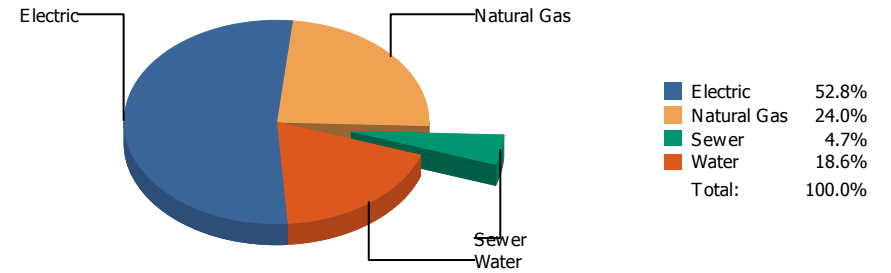


Commodity	Common Use	Energy Use	Energy Use / Area	Total Cost	Cost / Unit	Cost / Area
Place: [BARRON ELEMENTARY] Barron Elementary 165 [BUILDING]						
Area: 87,818 SqFt						
Billing Period: Feb 2017						
ELECTRIC	63,141.00 kWh	216 MMBtu	0.002 MMBtu/SqFt	\$7,514.49	\$0.119 /kWh	\$0.086 /SqFt
NATURALGAS	4,674.00 CCF	481 MMBtu	0.005 MMBtu/SqFt	\$3,015.44	\$0.645 /CCF	\$0.034 /SqFt
SEWER	86.00 CCF			\$446.84	\$5.196 /CCF	\$0.005 /SqFt
WATER	329.00 CCF			\$2,283.47	\$6.941 /CCF	\$0.026 /SqFt
Totals:		697 MMBtu	0.008 MMBtu/SqFt	\$13,260.24		

Energy

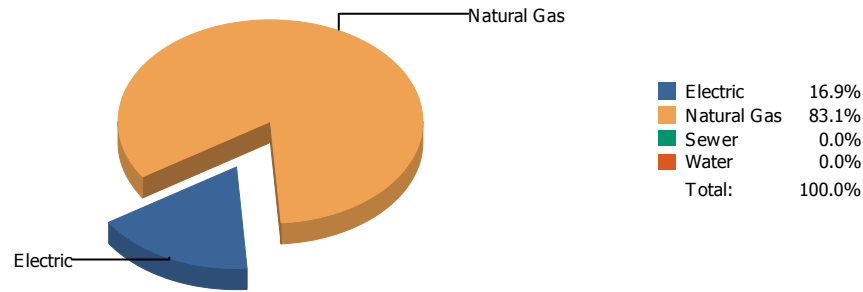


Cost

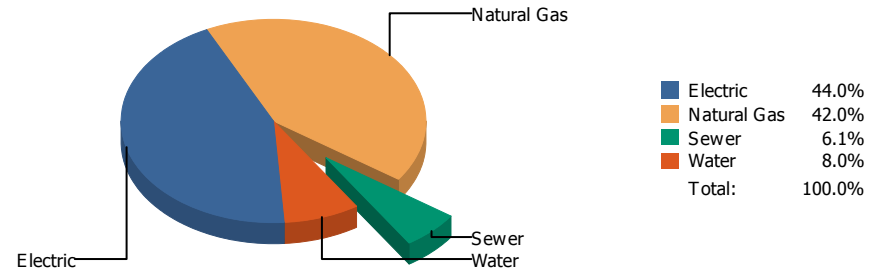


Commodity	Common Use	Energy Use	Energy Use / Area	Total Cost	Cost / Unit	Cost / Area
Place: [BASSETT] BASSETT 049 [BUILDING]						
Area: 174,250 SqFt						
Billing Period: Feb 2017						
ELECTRIC	57,138.00 kWh	195 MMBtu	0.001 MMBtu/SqFt	\$6,147.23	\$0.108 /kWh	\$0.035 /SqFt
NATURALGAS	4,285.00 CCF	441 MMBtu	0.003 MMBtu/SqFt	\$2,790.56	\$0.651 /CCF	\$0.016 /SqFt
SEWER	223.00 CCF			\$546.37	\$2.450 /CCF	\$0.003 /SqFt
WATER	634.00 CCF			\$2,166.98	\$3.418 /CCF	\$0.012 /SqFt
Totals:		636 MMBtu	0.004 MMBtu/SqFt	\$11,651.14		

Energy

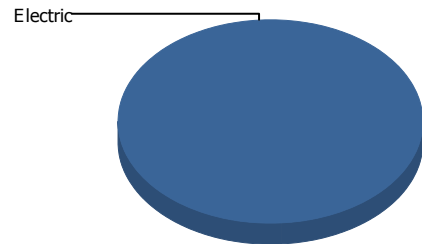


Cost



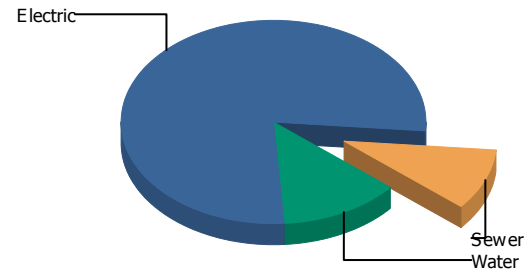
Commodity	Common Use	Energy Use	Energy Use / Area	Total Cost	Cost / Unit	Cost / Area
Place: [BEALL] BEALL 104 [BUILDING]						
Area: 74,454 SqFt						
Billing Period: Feb 2017						
ELECTRIC	22,558.00 kWh	77 MMBtu	0.001 MMBtu/SqFt	\$2,561.55	\$0.114 /kWh	\$0.034 /SqFt
NATURALGAS	3,664.00 CCF	377 MMBtu	0.005 MMBtu/SqFt	\$2,443.95	\$0.667 /CCF	\$0.033 /SqFt
SEWER	107.00 CCF			\$354.97	\$3.317 /CCF	\$0.005 /SqFt
WATER	162.00 CCF			\$463.63	\$2.862 /CCF	\$0.006 /SqFt
Totals:		454 MMBtu	0.006 MMBtu/SqFt	\$5,824.10		

Energy



■ Electric 100.0%
■ Sewer 0.0%
■ Water 0.0%
 Total: 100.0%

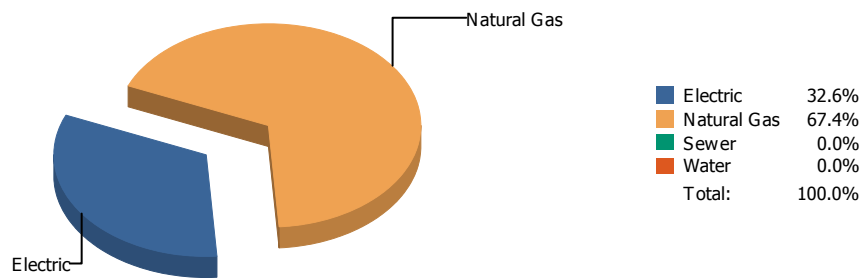
Cost



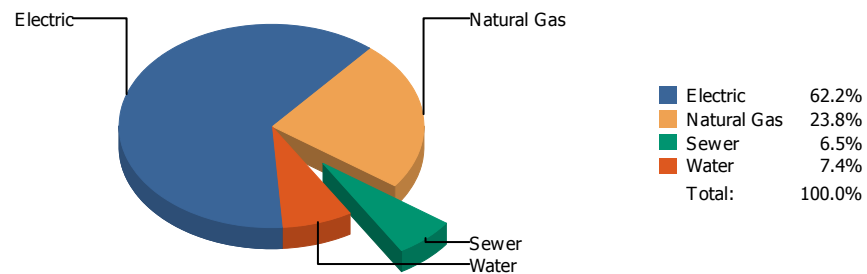
■ Electric 77.4%
■ Sewer 9.7%
■ Water 12.9%
 Total: 100.0%

Commodity	Common Use	Energy Use	Energy Use / Area	Total Cost	Cost / Unit	Cost / Area
Place: [BLISS] BLISS 105 [BUILDING]						
Area: 78,820 SqFt						
Billing Period: Feb 2017						
ELECTRIC	29,978.00 kWh	102 MMBtu	0.001 MMBtu/SqFt	\$3,604.68	\$0.120 /kWh	\$0.046 /SqFt
SEWER	167.00 CCF			\$453.97	\$2.718 /CCF	\$0.006 /SqFt
WATER	235.00 CCF			\$599.41	\$2.551 /CCF	\$0.008 /SqFt
Totals:		102 MMBtu	0.001 MMBtu/SqFt	\$4,658.06		

Energy

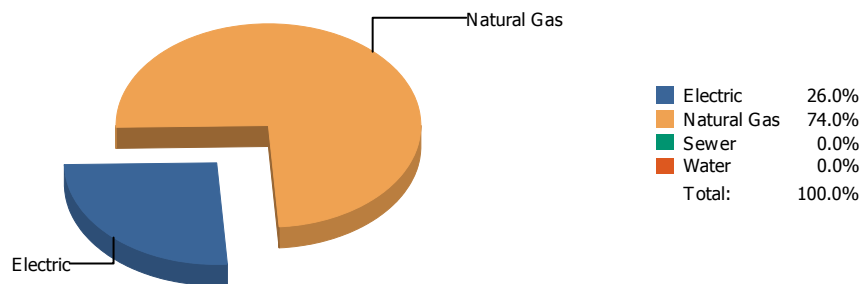


Cost

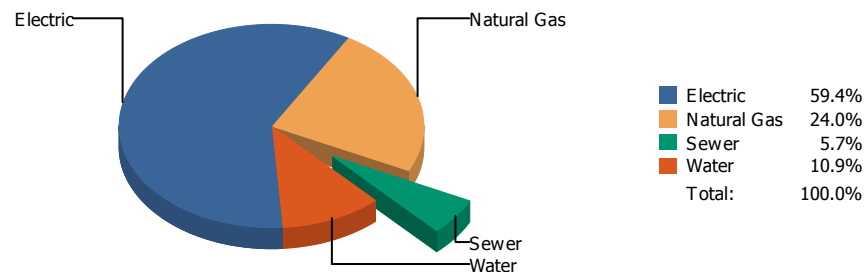


Commodity	Common Use	Energy Use	Energy Use / Area	Total Cost	Cost / Unit	Cost / Area
Place: [BOND_2] BOND 160 [BUILDING]						
Area: 89,988 SqFt						
Billing Period: Feb 2017						
ELECTRIC	31,056.00 kWh	106 MMBtu	0.001 MMBtu/SqFt	\$3,971.43	\$0.128 /kWh	\$0.044 /SqFt
NATURALGAS	2,126.00 CCF	219 MMBtu	0.002 MMBtu/SqFt	\$1,517.51	\$0.714 /CCF	\$0.017 /SqFt
SEWER	96.00 CCF			\$417.53	\$4.349 /CCF	\$0.005 /SqFt
WATER	109.00 CCF			\$474.55	\$4.354 /CCF	\$0.005 /SqFt
Totals:		325 MMBtu	0.004 MMBtu/SqFt	\$6,381.02		

Energy

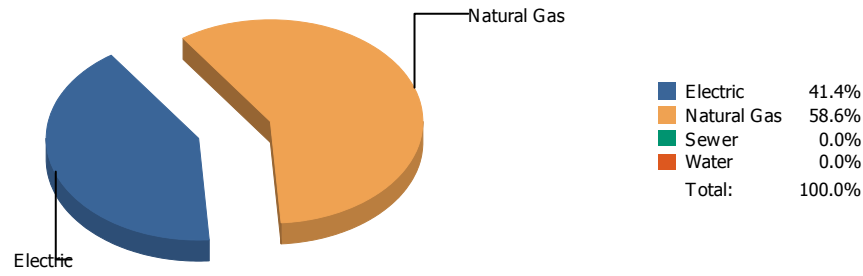


Cost

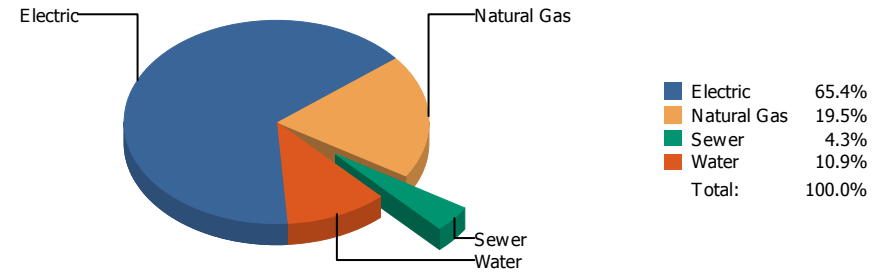


Commodity	Common Use	Energy Use	Energy Use / Area	Total Cost	Cost / Unit	Cost / Area
Place: [BONHAM] BONHAM 106 [BUILDING]						
Area: 53,522 SqFt						
Billing Period: Feb 2017						
ELECTRIC	25,754.00 kWh	88 MMBtu	0.002 MMBtu/SqFt	\$3,922.85	\$0.152 /kWh	\$0.073 /SqFt
NATURALGAS	2,434.00 CCF	251 MMBtu	0.005 MMBtu/SqFt	\$1,584.65	\$0.651 /CCF	\$0.030 /SqFt
SEWER	131.00 CCF			\$374.11	\$2.856 /CCF	\$0.007 /SqFt
WATER	244.00 CCF			\$719.00	\$2.947 /CCF	\$0.013 /SqFt
Totals:		339 MMBtu	0.006 MMBtu/SqFt	\$6,600.61		

Energy

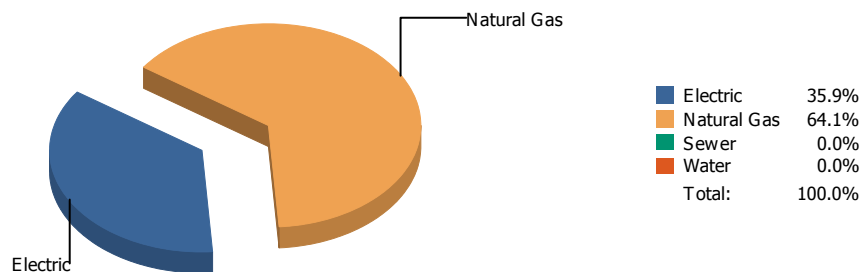


Cost

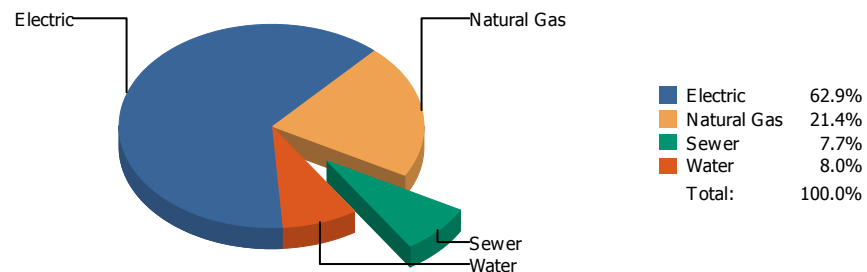


Commodity	Common Use	Energy Use	Energy Use / Area	Total Cost	Cost / Unit	Cost / Area
Place: [BOWIE] BOWIE 003 [BUILDING]						
Area: 282,931 SqFt						
Billing Period: Feb 2017						
ELECTRIC	200,705.00 kWh	685 MMBtu	0.002 MMBtu/SqFt	\$19,811.70	\$0.099 /kWh	\$0.070 /SqFt
NATURALGAS	9,414.00 CCF	970 MMBtu	0.003 MMBtu/SqFt	\$5,908.05	\$0.628 /CCF	\$0.021 /SqFt
SEWER	463.00 CCF			\$1,297.88	\$2.803 /CCF	\$0.005 /SqFt
WATER	1,268.00 CCF			\$3,288.78	\$2.594 /CCF	\$0.011 /SqFt
Totals:		1,655 MMBtu	0.006 MMBtu/SqFt	\$30,306.41		

Energy

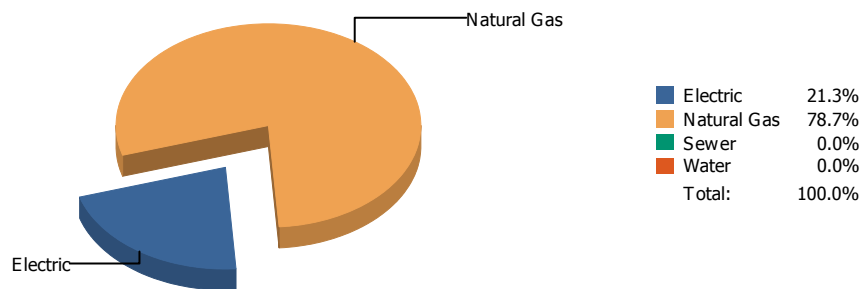


Cost

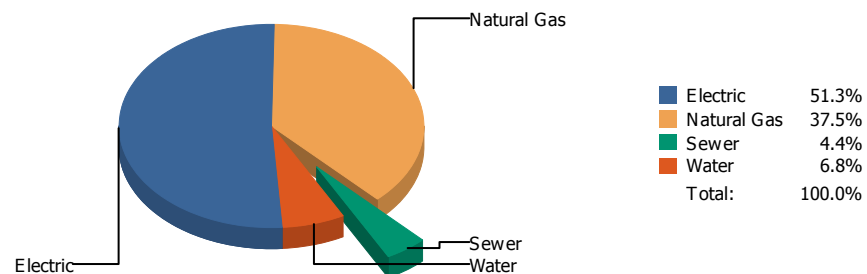


Commodity	Common Use	Energy Use	Energy Use / Area	Total Cost	Cost / Unit	Cost / Area
Place: [BRADLEY] BRADLEY 158 [BUILDING]						
Area: 59,142 SqFt						
Billing Period: Feb 2017						
ELECTRIC	27,000.00 kWh	92 MMBtu	0.002 MMBtu/SqFt	\$3,145.35	\$0.116 /kWh	\$0.053 /SqFt
NATURALGAS	1,594.00 CCF	164 MMBtu	0.003 MMBtu/SqFt	\$1,069.64	\$0.671 /CCF	\$0.018 /SqFt
SEWER	68.00 CCF			\$387.00	\$5.691 /CCF	\$0.007 /SqFt
WATER	81.00 CCF			\$401.51	\$4.957 /CCF	\$0.007 /SqFt
Totals:		256 MMBtu	0.004 MMBtu/SqFt	\$5,003.50		

Energy

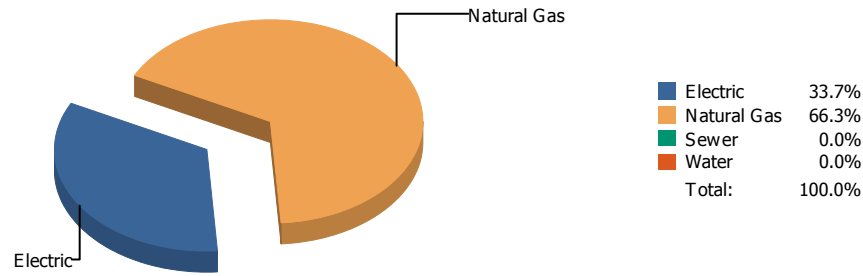


Cost

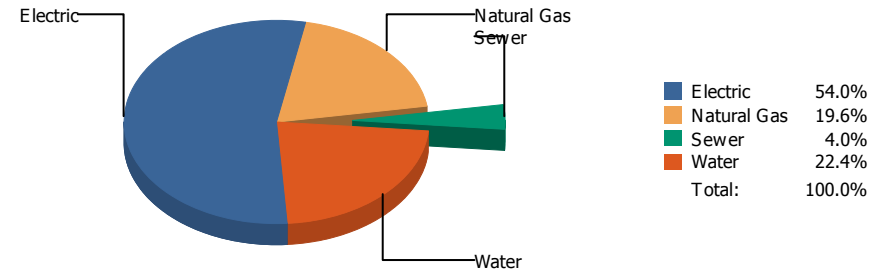


Commodity	Common Use	Energy Use	Energy Use / Area	Total Cost	Cost / Unit	Cost / Area
Place: [BROWN] BROWN MIDDLE SCHOOL 056 [BUILDING]						
Area: 173,263 SqFt						
Billing Period: Feb 2017						
ELECTRIC	100,800.00 kWh	344 MMBtu	0.002 MMBtu/SqFt	\$10,958.35	\$0.109 /kWh	\$0.063 /SqFt
NATURALGAS	12,315.00 CCF	1,268 MMBtu	0.007 MMBtu/SqFt	\$8,005.54	\$0.650 /CCF	\$0.046 /SqFt
SEWER	406.00 CCF			\$944.70	\$2.327 /CCF	\$0.005 /SqFt
WATER	619.00 CCF			\$1,449.33	\$2.341 /CCF	\$0.008 /SqFt
Totals:		1,612 MMBtu	0.009 MMBtu/SqFt	\$21,357.92		

Energy

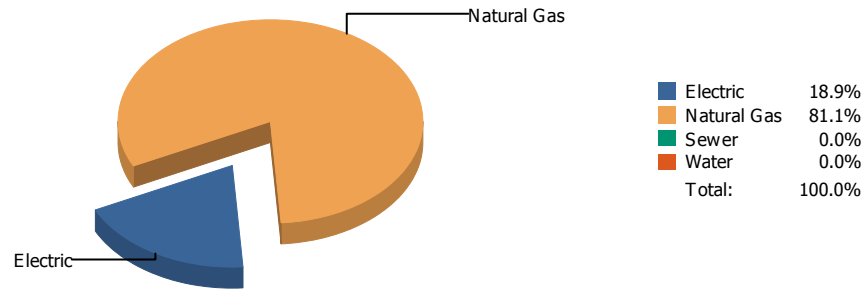


Cost

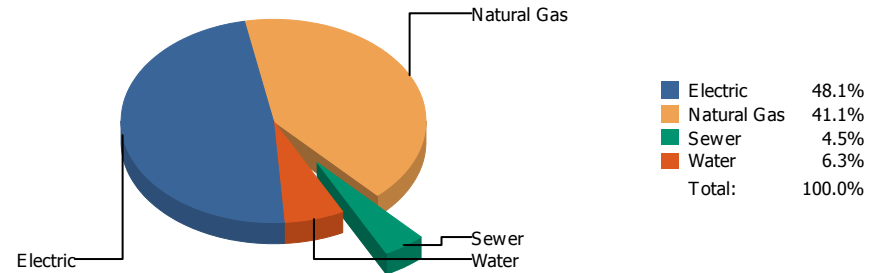


Commodity	Common Use	Energy Use	Energy Use / Area	Total Cost	Cost / Unit	Cost / Area
Place: [BURGES] BURGESS 004 [BUILDING]						
Area: 241,219 SqFt						
Billing Period: Feb 2017						
ELECTRIC	102,608.00 kWh	350 MMBtu	0.001 MMBtu/SqFt	\$12,094.74	\$0.118 /kWh	\$0.050 /SqFt
NATURALGAS	6,704.00 CCF	691 MMBtu	0.003 MMBtu/SqFt	\$4,383.08	\$0.654 /CCF	\$0.018 /SqFt
SEWER	264.00 CCF			\$888.82	\$3.367 /CCF	\$0.004 /SqFt
WATER	1,141.00 CCF			\$5,013.51	\$4.394 /CCF	\$0.021 /SqFt
Totals:		1,041 MMBtu	0.004 MMBtu/SqFt	\$22,380.15		

Energy

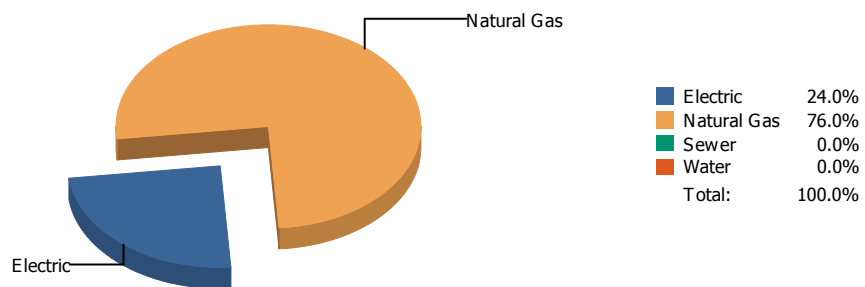


Cost

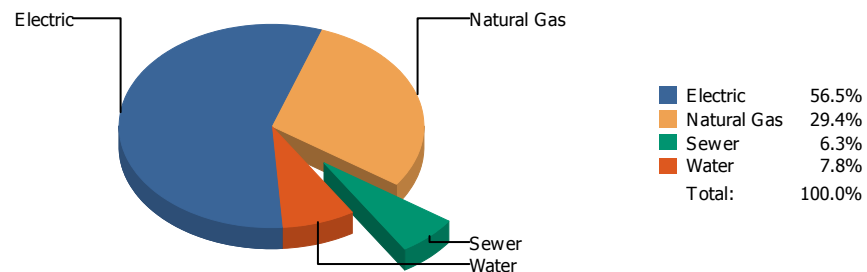


Commodity	Common Use	Energy Use	Energy Use / Area	Total Cost	Cost / Unit	Cost / Area
Place: [BURLESON] BURLESON 107 [BUILDING]						
Area: 73,772 SqFt						
Billing Period: Feb 2017						
ELECTRIC	23,661.00 kWh	81 MMBtu	0.001 MMBtu/SqFt	\$2,782.91	\$0.118 /kWh	\$0.038 /SqFt
NATURALGAS	3,362.00 CCF	346 MMBtu	0.005 MMBtu/SqFt	\$2,379.70	\$0.708 /CCF	\$0.032 /SqFt
SEWER	61.00 CCF			\$262.07	\$4.296 /CCF	\$0.004 /SqFt
WATER	121.00 CCF			\$366.48	\$3.029 /CCF	\$0.005 /SqFt
Totals:		427 MMBtu	0.006 MMBtu/SqFt	\$5,791.16		

Energy

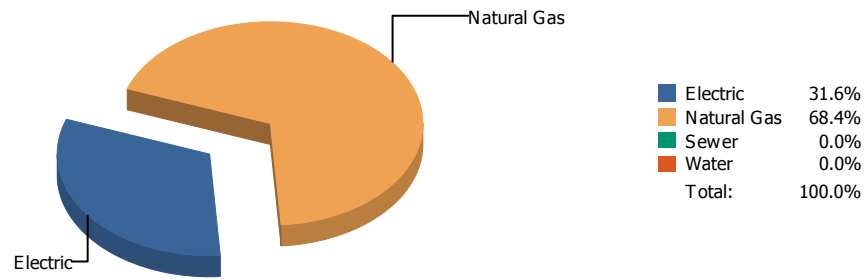


Cost

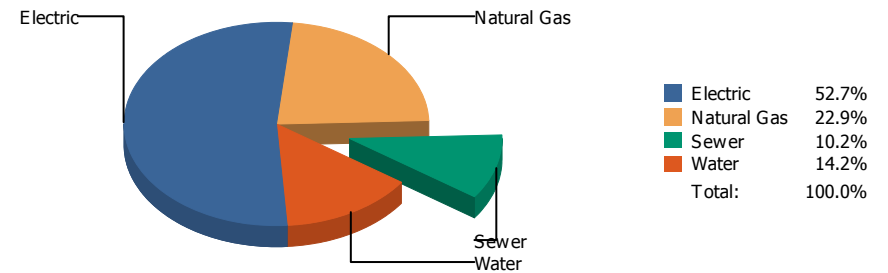


Commodity	Common Use	Energy Use	Energy Use / Area	Total Cost	Cost / Unit	Cost / Area
Place: [BURNET] BURNET 108 [BUILDING]						
Area: 50,520 SqFt						
Billing Period: Feb 2017						
ELECTRIC	22,706.00 kWh	77 MMBtu	0.002 MMBtu/SqFt	\$3,186.27	\$0.140 /kWh	\$0.063 /SqFt
NATURALGAS	2,378.00 CCF	245 MMBtu	0.005 MMBtu/SqFt	\$1,656.12	\$0.696 /CCF	\$0.033 /SqFt
SEWER	118.00 CCF			\$356.12	\$3.018 /CCF	\$0.007 /SqFt
WATER	150.00 CCF			\$441.42	\$2.943 /CCF	\$0.009 /SqFt
Totals:		322 MMBtu	0.006 MMBtu/SqFt	\$5,639.93		

Energy

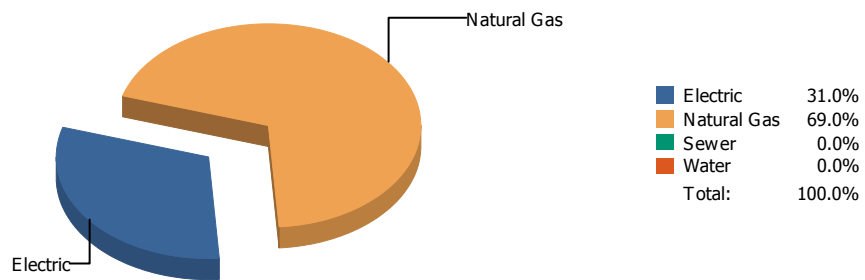


Cost

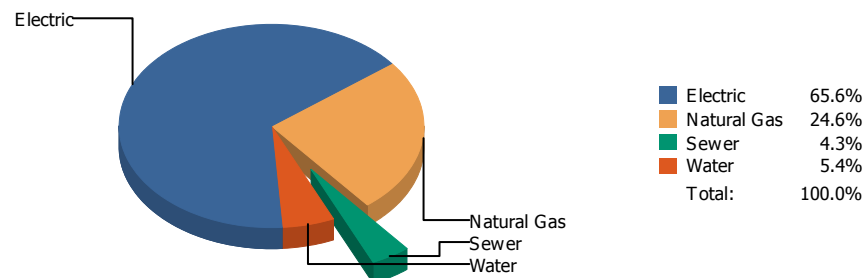


Commodity	Common Use	Energy Use	Energy Use / Area	Total Cost	Cost / Unit	Cost / Area
Place: [CANYON HILLS] CANYON HILLS 043 [BUILDING]						
Area: 133,149 SqFt						
Billing Period: Feb 2017						
ELECTRIC	54,450.00 kWh	186 MMBtu	0.001 MMBtu/SqFt	\$5,911.43	\$0.109 /kWh	\$0.044 /SqFt
NATURALGAS	3,900.00 CCF	402 MMBtu	0.003 MMBtu/SqFt	\$2,563.98	\$0.657 /CCF	\$0.019 /SqFt
SEWER	361.00 CCF			\$1,145.25	\$3.172 /CCF	\$0.009 /SqFt
WATER	566.00 CCF			\$1,589.24	\$2.808 /CCF	\$0.012 /SqFt
Totals:		588 MMBtu	0.004 MMBtu/SqFt	\$11,209.90		

Energy



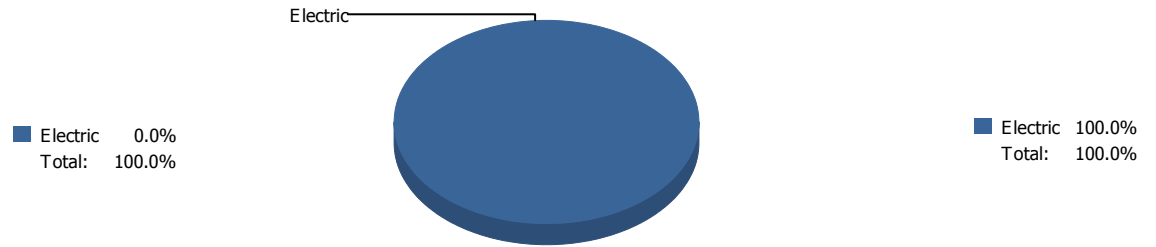
Cost



Commodity	Common Use	Energy Use	Energy Use / Area	Total Cost	Cost / Unit	Cost / Area
Place: [CAREER] CAREER AND TECHNOLOGY [BUILDING]						
Area: 146,485 SqFt						
Billing Period: Feb 2017						
ELECTRIC	77,372.00 kWh	264 MMBtu	0.002 MMBtu/SqFt	\$9,409.47	\$0.122 /kWh	\$0.064 /SqFt
NATURALGAS	5,718.00 CCF	589 MMBtu	0.004 MMBtu/SqFt	\$3,530.95	\$0.618 /CCF	\$0.024 /SqFt
SEWER	224.00 CCF			\$612.17	\$2.733 /CCF	\$0.004 /SqFt
WATER	288.00 CCF			\$781.15	\$2.712 /CCF	\$0.005 /SqFt
Totals:		853 MMBtu	0.006 MMBtu/SqFt	\$14,333.74		

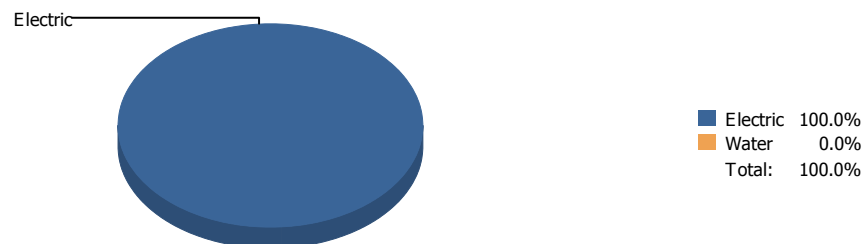
Energy

Cost

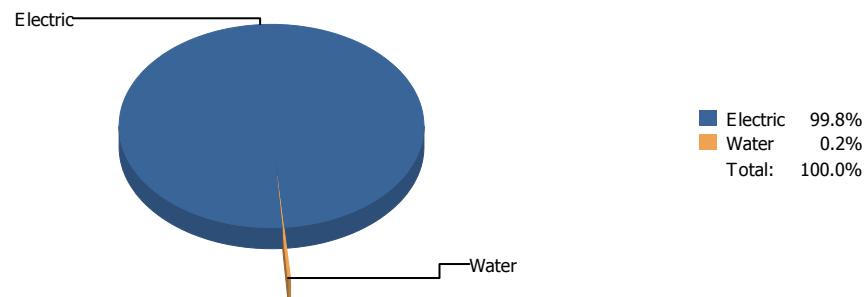


Commodity	Common Use	Energy Use	Energy Use / Area	Total Cost	Cost / Unit	Cost / Area
Place: [CH PORT] CANYON HILLS PORTABLES [BUILDING]						
Area: 8,052 SqFt						
Billing Period: Feb 2017						
ELECTRIC	0.00 kWh	0 MMBtu	0.000 MMBtu/SqFt	\$18.91	\$0.000 /kWh	\$0.002 /SqFt
Totals:		0 MMBtu	0.000 MMBtu/SqFt	\$18.91		

Energy

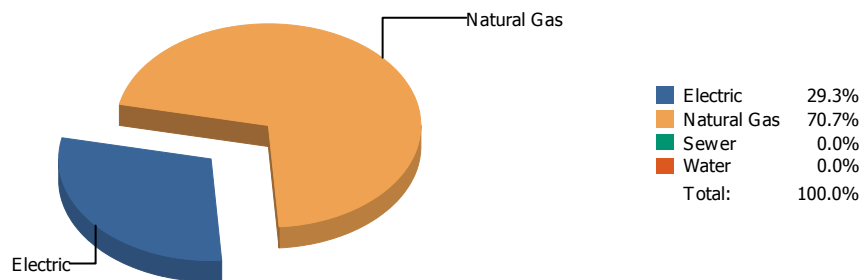


Cost

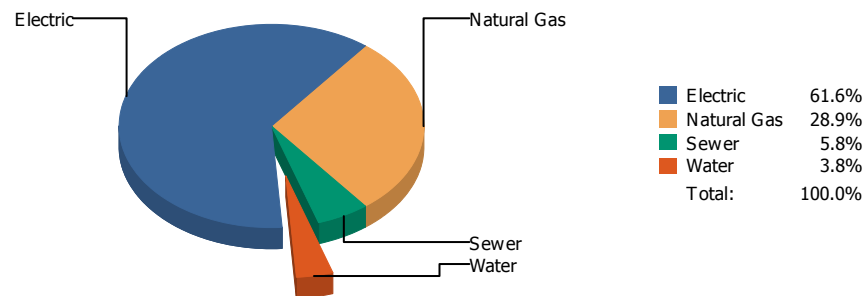


Commodity	Common Use	Energy Use	Energy Use / Area	Total Cost	Cost / Unit	Cost / Area
Place: [CHAPIN] CHAPIN 012 [BUILDING]						
Area: 273,727 SqFt						
Billing Period: Feb 2017						
ELECTRIC	265,650.00 kWh	907 MMBtu	0.003 MMBtu/SqFt	\$28,344.62	\$0.107 /kWh	\$0.103 /SqFt
WATER	0.00 CCF			\$56.58	\$0.000 /CCF	\$0.000 /SqFt
Totals:		907 MMBtu	0.003 MMBtu/SqFt	\$28,401.20		

Energy

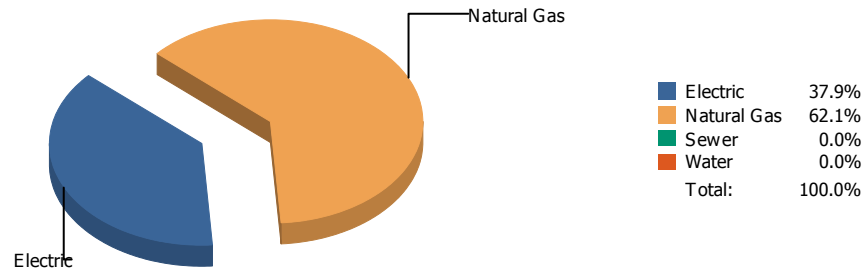


Cost

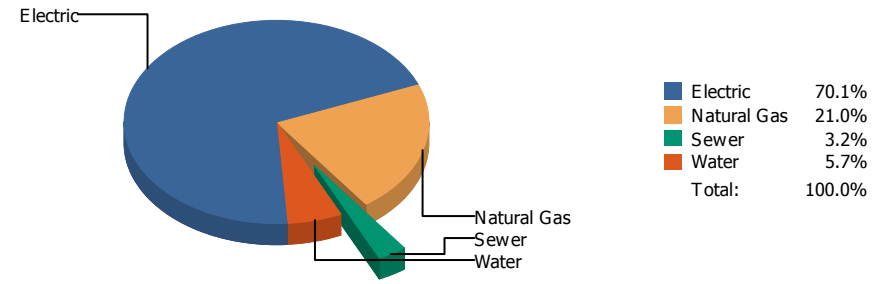


Commodity	Common Use	Energy Use	Energy Use / Area	Total Cost	Cost / Unit	Cost / Area
Place: [CHARLES] H.E. CHARLES 045 [BUILDING]						
Area: 107,867 SqFt						
Billing Period: Feb 2017						
ELECTRIC	65,326.00 kWh	223 MMBtu	0.002 MMBtu/SqFt	\$7,134.31	\$0.109 /kWh	\$0.066 /SqFt
NATURALGAS	5,214.00 CCF	537 MMBtu	0.005 MMBtu/SqFt	\$3,344.50	\$0.641 /CCF	\$0.031 /SqFt
SEWER	241.00 CCF			\$672.45	\$2.790 /CCF	\$0.006 /SqFt
WATER	84.00 CCF			\$435.38	\$5.183 /CCF	\$0.004 /SqFt
Totals:		760 MMBtu	0.007 MMBtu/SqFt	\$11,586.64		

Energy

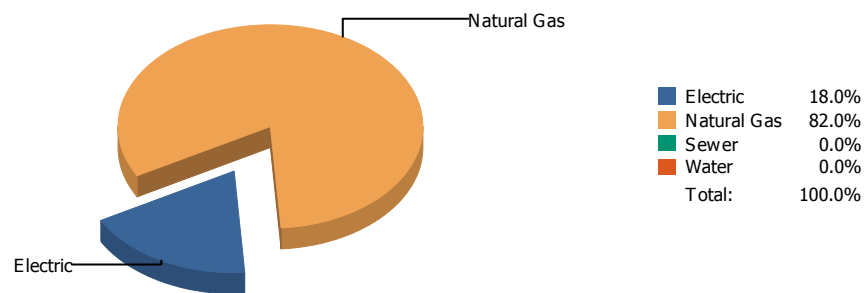


Cost

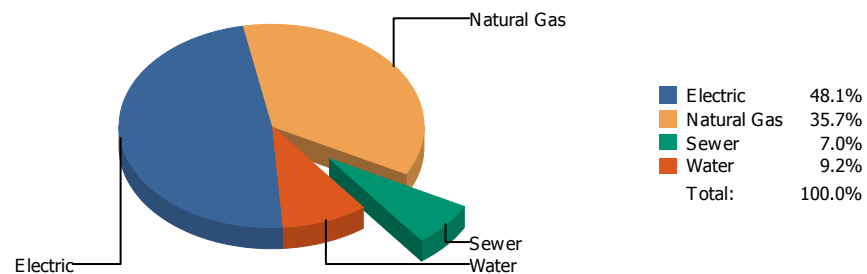


Commodity	Common Use	Energy Use	Energy Use / Area	Total Cost	Cost / Unit	Cost / Area
Place: [CIELO VI] CIELO VISTA 151 [BUILDING]						
Area: 66,034 SqFt						
Billing Period: Feb 2017						
ELECTRIC	53,140.00 kWh	181 MMBtu	0.003 MMBtu/SqFt	\$6,588.85	\$0.124 /kWh	\$0.100 /SqFt
NATURALGAS	2,884.00 CCF	297 MMBtu	0.004 MMBtu/SqFt	\$1,973.99	\$0.684 /CCF	\$0.030 /SqFt
SEWER	72.00 CCF			\$297.22	\$4.128 /CCF	\$0.005 /SqFt
WATER	137.00 CCF			\$535.94	\$3.912 /CCF	\$0.008 /SqFt
Totals:		478 MMBtu	0.007 MMBtu/SqFt	\$9,396.00		

Energy

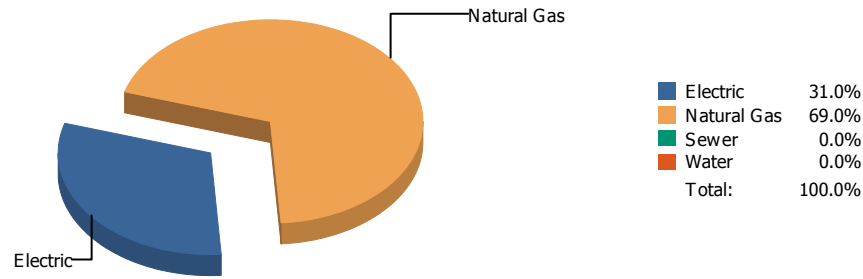


Cost

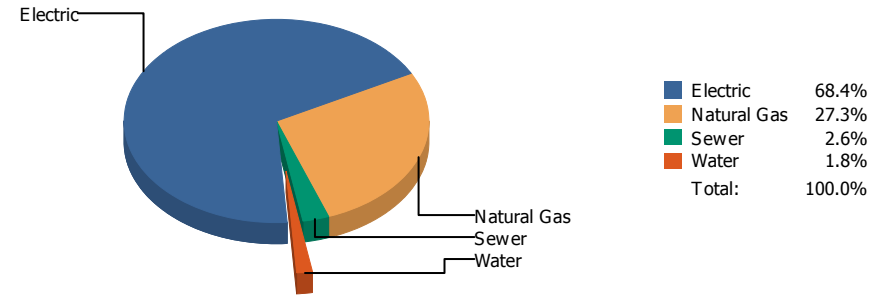


Commodity	Common Use	Energy Use	Energy Use / Area	Total Cost	Cost / Unit	Cost / Area
Place: [CLARDY] CLARDY 109 [BUILDING]						
Area: 70,700 SqFt						
Billing Period: Feb 2017						
ELECTRIC	26,499.00 kWh	90 MMBtu	0.001 MMBtu/SqFt	\$3,559.06	\$0.134 /kWh	\$0.050 /SqFt
NATURALGAS	3,987.00 CCF	411 MMBtu	0.006 MMBtu/SqFt	\$2,635.83	\$0.661 /CCF	\$0.037 /SqFt
SEWER	155.00 CCF			\$514.88	\$3.322 /CCF	\$0.007 /SqFt
WATER	236.00 CCF			\$682.48	\$2.892 /CCF	\$0.010 /SqFt
Totals:		501 MMBtu	0.007 MMBtu/SqFt	\$7,392.25		

Energy

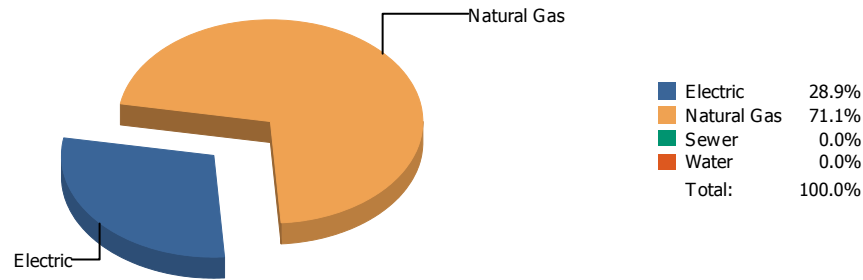


Cost

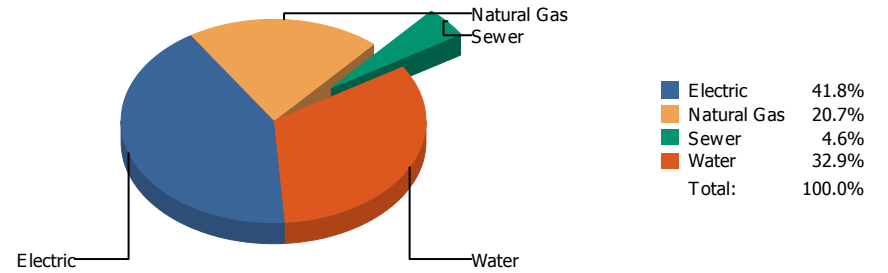


Commodity	Common Use	Energy Use	Energy Use / Area	Total Cost	Cost / Unit	Cost / Area
Place: [CLENDENIN] CLENDENIN 149 [BUILDING]						
Area: 62,721 SqFt						
Billing Period: Feb 2017						
ELECTRIC	36,243.00 kWh	124 MMBtu	0.002 MMBtu/SqFt	\$4,298.02	\$0.119 /kWh	\$0.068 /SqFt
NATURALGAS	2,677.00 CCF	276 MMBtu	0.004 MMBtu/SqFt	\$1,716.03	\$0.641 /CCF	\$0.027 /SqFt
SEWER	87.00 CCF			\$161.56	\$1.857 /CCF	\$0.003 /SqFt
WATER	1.00 CCF			\$111.36	\$111.360 /CCF	\$0.002 /SqFt
Totals:		399 MMBtu	0.006 MMBtu/SqFt	\$6,286.97		

Energy

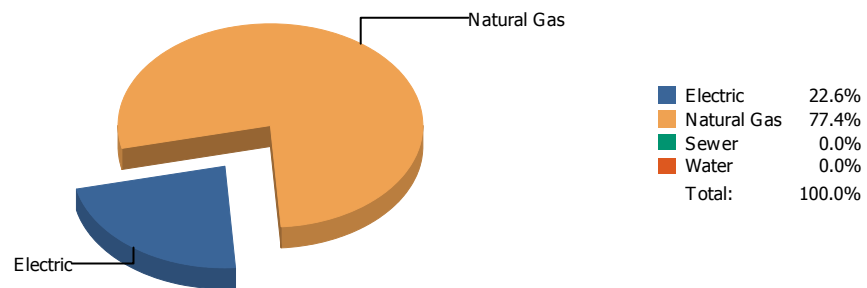


Cost

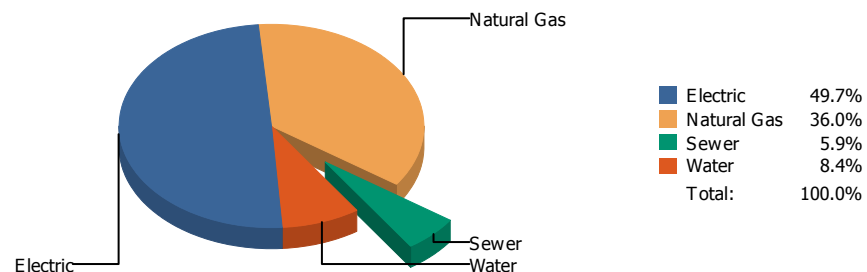


Commodity	Common Use	Energy Use	Energy Use / Area	Total Cost	Cost / Unit	Cost / Area
Place: [COLDWELL] COLDWELL 110 [BUILDING]						
Area: 67,310 SqFt						
Billing Period: Feb 2017						
ELECTRIC	26,716.00 kWh	91 MMBtu	0.001 MMBtu/SqFt	\$3,315.06	\$0.124 /kWh	\$0.049 /SqFt
NATURALGAS	2,181.00 CCF	225 MMBtu	0.003 MMBtu/SqFt	\$1,640.81	\$0.752 /CCF	\$0.024 /SqFt
SEWER	86.00 CCF			\$367.47	\$4.273 /CCF	\$0.005 /SqFt
WATER	423.00 CCF			\$2,606.14	\$6.161 /CCF	\$0.039 /SqFt
Totals:		316 MMBtu	0.005 MMBtu/SqFt	\$7,929.48		

Energy

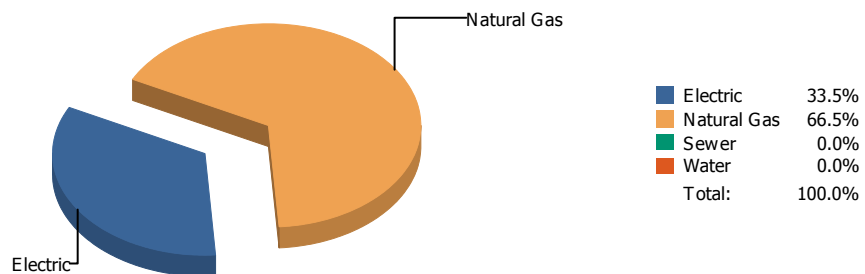


Cost

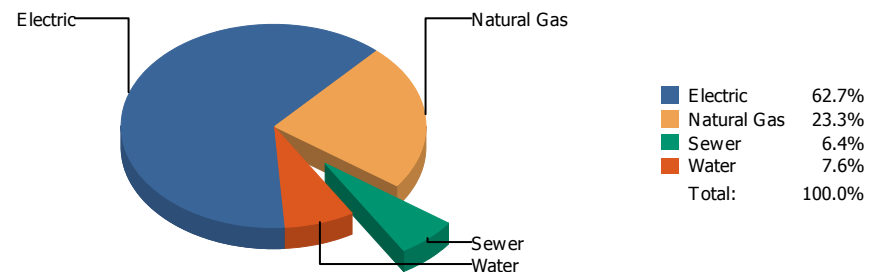


Commodity	Common Use	Energy Use	Energy Use / Area	Total Cost	Cost / Unit	Cost / Area
Place: [COLLINS] COLLINS 142 [BUILDING]						
Area: 81,245 SqFt						
Billing Period: Feb 2017						
ELECTRIC	45,732.00 kWh	156 MMBtu	0.002 MMBtu/SqFt	\$4,598.09	\$0.101 /kWh	\$0.056 /SqFt
NATURALGAS	5,186.00 CCF	534 MMBtu	0.007 MMBtu/SqFt	\$3,331.76	\$0.642 /CCF	\$0.041 /SqFt
SEWER	221.00 CCF			\$543.07	\$2.457 /CCF	\$0.007 /SqFt
WATER	245.00 CCF			\$780.32	\$3.185 /CCF	\$0.010 /SqFt
Totals:		690 MMBtu	0.008 MMBtu/SqFt	\$9,253.24		

Energy

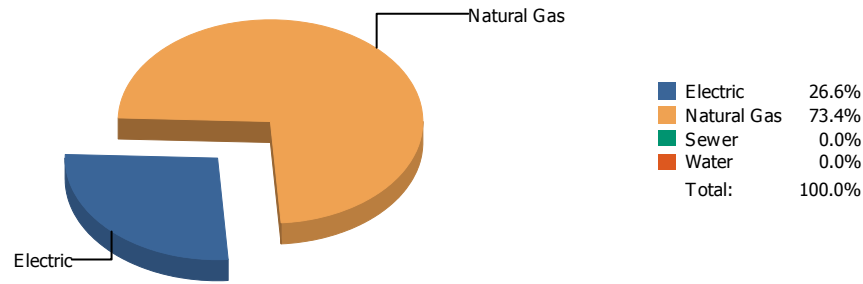


Cost

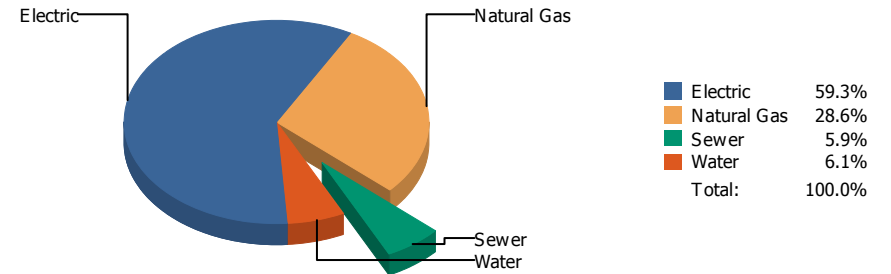


Commodity	Common Use	Energy Use	Energy Use / Area	Total Cost	Cost / Unit	Cost / Area
Place: [COOLEY] COOLEY 111 [BUILDING]						
Area: 95,590 SqFt						
Billing Period: Feb 2017						
ELECTRIC	64,200.00 kWh	219 MMBtu	0.002 MMBtu/SqFt	\$7,460.04	\$0.116 /kWh	\$0.078 /SqFt
NATURALGAS	4,214.00 CCF	434 MMBtu	0.005 MMBtu/SqFt	\$2,775.32	\$0.659 /CCF	\$0.029 /SqFt
SEWER	165.00 CCF			\$756.95	\$4.588 /CCF	\$0.008 /SqFt
WATER	230.00 CCF			\$898.85	\$3.908 /CCF	\$0.009 /SqFt
Totals:		653 MMBtu	0.007 MMBtu/SqFt	\$11,891.16		

Energy

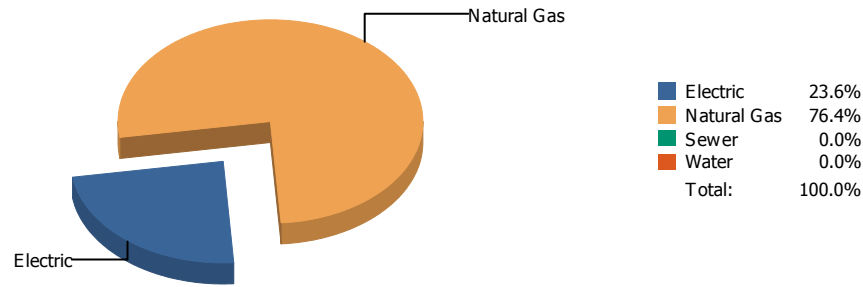


Cost

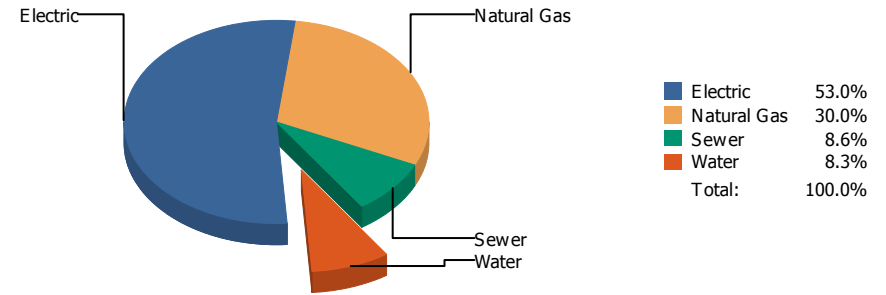


Commodity	Common Use	Energy Use	Energy Use / Area	Total Cost	Cost / Unit	Cost / Area
Place: [CORONADO] CORONADO 005 [BUILDING]						
Area: 406,757 SqFt						
Billing Period: Feb 2017						
ELECTRIC	186,191.00 kWh	635 MMBtu	0.002 MMBtu/SqFt	\$21,467.26	\$0.115 /kWh	\$0.052 /SqFt
NATURALGAS	17,000.00 CCF	1,751 MMBtu	0.004 MMBtu/SqFt	\$10,372.60	\$0.610 /CCF	\$0.025 /SqFt
SEWER	1,066.00 CCF			\$2,153.71	\$2.020 /CCF	\$0.005 /SqFt
WATER	1,103.00 CCF			\$2,224.79	\$2.017 /CCF	\$0.005 /SqFt
Totals:		2,386 MMBtu	0.006 MMBtu/SqFt	\$36,218.36		

Energy

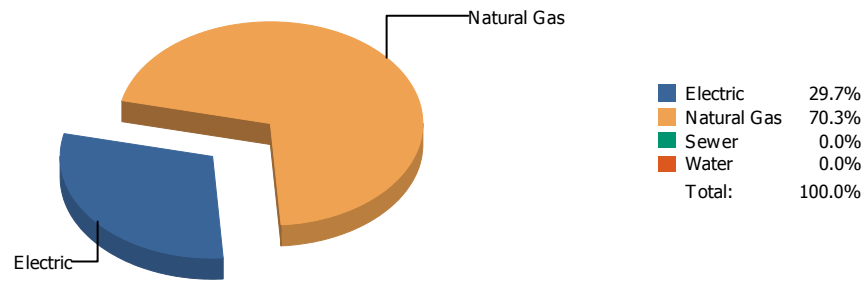


Cost

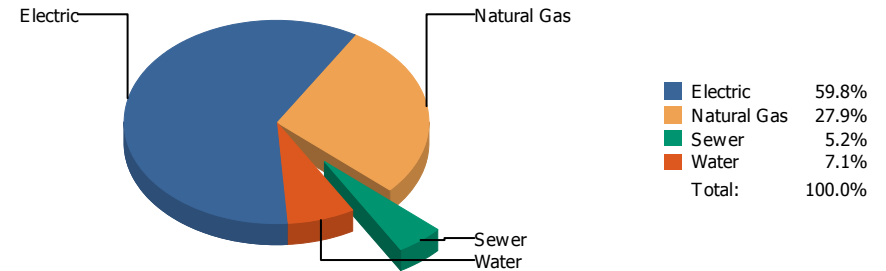


Commodity	Common Use	Energy Use	Energy Use / Area	Total Cost	Cost / Unit	Cost / Area
Place: [CROCKETT_1] CROCKETT 112 [BUILDING]						
Area: 92,585 SqFt						
Billing Period: Feb 2017						
ELECTRIC	28,438.00 kWh	97 MMBtu	0.001 MMBtu/SqFt	\$3,435.45	\$0.121 /kWh	\$0.037 /SqFt
NATURALGAS	3,058.00 CCF	315 MMBtu	0.003 MMBtu/SqFt	\$1,943.41	\$0.636 /CCF	\$0.021 /SqFt
SEWER	191.00 CCF			\$557.28	\$2.918 /CCF	\$0.006 /SqFt
WATER	115.00 CCF			\$540.69	\$4.702 /CCF	\$0.006 /SqFt
Totals:		412 MMBtu	0.004 MMBtu/SqFt	\$6,476.83		

Energy

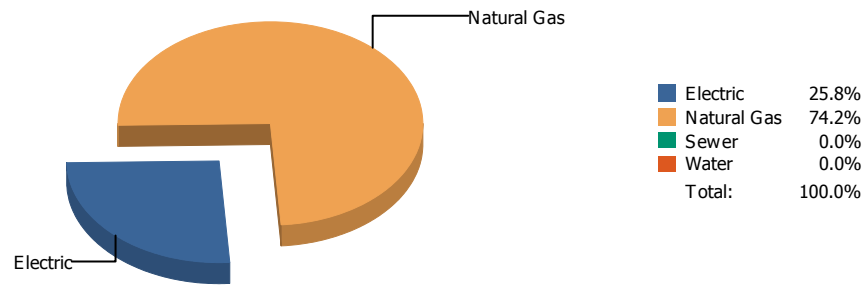


Cost

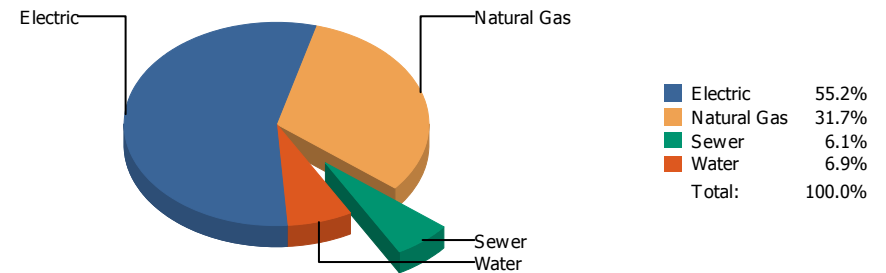


Commodity	Common Use	Energy Use	Energy Use / Area	Total Cost	Cost / Unit	Cost / Area
Place: [CROSBY] CROSBY 113 [BUILDING]						
Area: 83,100 SqFt						
Billing Period: Feb 2017						
ELECTRIC	29,998.00 kWh	102 MMBtu	0.001 MMBtu/SqFt	\$3,504.80	\$0.117 /kWh	\$0.042 /SqFt
NATURALGAS	2,355.00 CCF	243 MMBtu	0.003 MMBtu/SqFt	\$1,636.54	\$0.695 /CCF	\$0.020 /SqFt
SEWER	87.00 CCF			\$304.97	\$3.505 /CCF	\$0.004 /SqFt
WATER	137.00 CCF			\$417.24	\$3.046 /CCF	\$0.005 /SqFt
Totals:		345 MMBtu	0.004 MMBtu/SqFt	\$5,863.55		

Energy

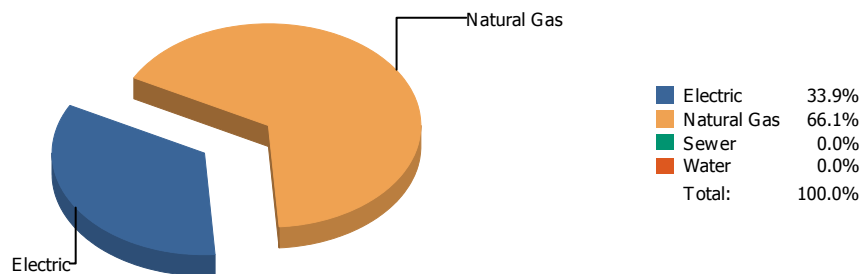


Cost

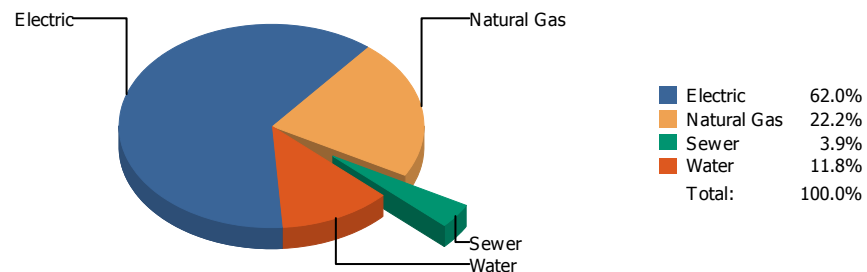


Commodity	Common Use	Energy Use	Energy Use / Area	Total Cost	Cost / Unit	Cost / Area
Place: [DOUGLASS] DOUGLASS 114 [BUILDING]						
Area: 86,903 SqFt						
Billing Period: Feb 2017						
ELECTRIC	29,929.00 kWh	102 MMBtu	0.001 MMBtu/SqFt	\$3,402.64	\$0.114 /kWh	\$0.039 /SqFt
NATURALGAS	2,857.00 CCF	294 MMBtu	0.003 MMBtu/SqFt	\$1,952.81	\$0.684 /CCF	\$0.022 /SqFt
SEWER	93.00 CCF			\$376.04	\$4.043 /CCF	\$0.004 /SqFt
WATER	126.00 CCF			\$427.78	\$3.395 /CCF	\$0.005 /SqFt
Totals:		396 MMBtu	0.005 MMBtu/SqFt	\$6,159.27		

Energy

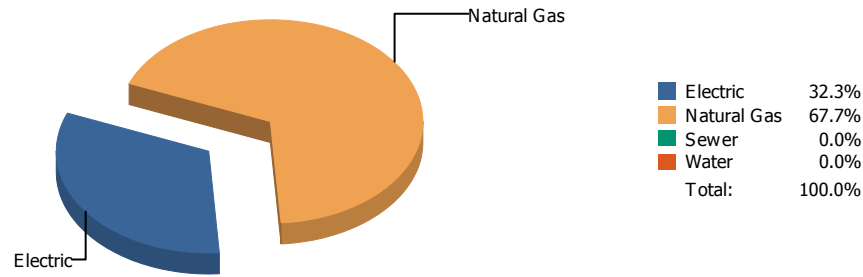


Cost

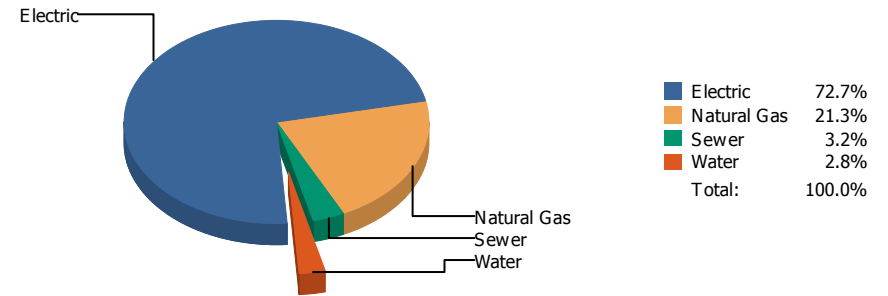


Commodity	Common Use	Energy Use	Energy Use / Area	Total Cost	Cost / Unit	Cost / Area
Place: [DOWELL] DOWELL 115 [BUILDING]						
Area: 55,801 SqFt						
Billing Period: Feb 2017						
ELECTRIC	20,727.00 kWh	71 MMBtu	0.001 MMBtu/SqFt	\$2,555.11	\$0.123 /kWh	\$0.046 /SqFt
NATURALGAS	1,337.00 CCF	138 MMBtu	0.002 MMBtu/SqFt	\$916.08	\$0.685 /CCF	\$0.016 /SqFt
SEWER	58.00 CCF			\$159.85	\$2.756 /CCF	\$0.003 /SqFt
WATER	169.00 CCF			\$488.02	\$2.888 /CCF	\$0.009 /SqFt
Totals:		208 MMBtu	0.004 MMBtu/SqFt	\$4,119.06		

Energy

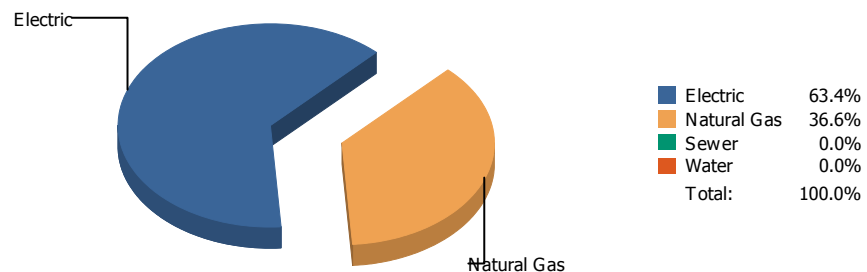


Cost

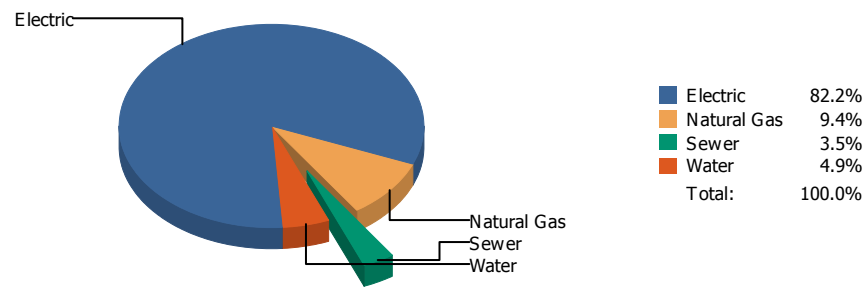


Commodity	Common Use	Energy Use	Energy Use / Area	Total Cost	Cost / Unit	Cost / Area
Place: [DRHORNEDOMIDDLESCHOOL_1] DR. HORNEDO MIDDLE SCHOOL 058 [BUILDING]						
Area: 184,871 SqFt						
Billing Period: Feb 2017						
ELECTRIC	98,654.00 kWh	337 MMBtu	0.002 MMBtu/SqFt	\$14,371.95	\$0.146 /kWh	\$0.078 /SqFt
NATURALGAS	6,858.00 CCF	706 MMBtu	0.004 MMBtu/SqFt	\$4,211.43	\$0.614 /CCF	\$0.023 /SqFt
SEWER	220.00 CCF			\$637.80	\$2.899 /CCF	\$0.003 /SqFt
WATER	94.00 CCF			\$554.04	\$5.894 /CCF	\$0.003 /SqFt
Totals:		1,043 MMBtu	0.006 MMBtu/SqFt	\$19,775.22		

Energy

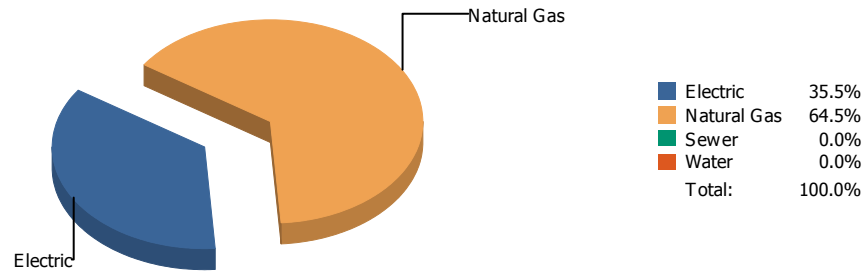


Cost

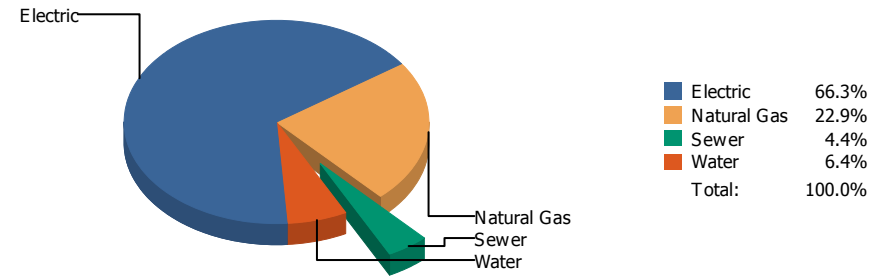


Commodity	Common Use	Energy Use	Energy Use / Area	Total Cost	Cost / Unit	Cost / Area
Place: [ED CENTER] ED CENTER 919 [BUILDING]						
Area: 220,243 SqFt						
Billing Period: Feb 2017						
ELECTRIC	212,899.00 kWh	727 MMBtu	0.003 MMBtu/SqFt	\$22,440.65	\$0.105 /kWh	\$0.102 /SqFt
NATURALGAS	4,066.00 CCF	419 MMBtu	0.002 MMBtu/SqFt	\$2,567.84	\$0.632 /CCF	\$0.012 /SqFt
SEWER	328.00 CCF			\$945.19	\$2.882 /CCF	\$0.004 /SqFt
WATER	391.00 CCF			\$1,331.61	\$3.406 /CCF	\$0.006 /SqFt
Totals:		1,145 MMBtu	0.005 MMBtu/SqFt	\$27,285.29		

Energy

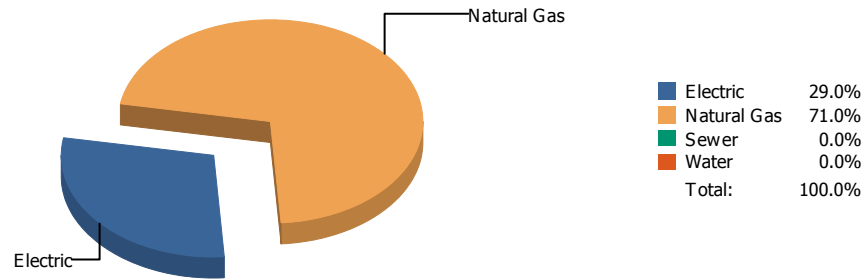


Cost

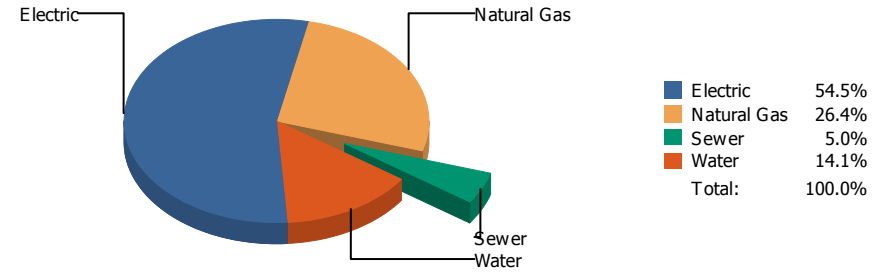


Commodity	Common Use	Energy Use	Energy Use / Area	Total Cost	Cost / Unit	Cost / Area
Place: [EL PASO] EL PASO HIGH 006 [BUILDING]						
Area: 236,062 SqFt						
Billing Period: Feb 2017						
ELECTRIC	150,123.00 kWh	512 MMBtu	0.002 MMBtu/SqFt	\$17,626.42	\$0.117 /kWh	\$0.074 /SqFt
NATURALGAS	9,051.00 CCF	932 MMBtu	0.004 MMBtu/SqFt	\$6,087.92	\$0.673 /CCF	\$0.025 /SqFt
SEWER	385.00 CCF			\$1,169.18	\$3.037 /CCF	\$0.005 /SqFt
WATER	404.00 CCF			\$1,713.22	\$4.241 /CCF	\$0.007 /SqFt
Totals:		1,445 MMBtu	0.006 MMBtu/SqFt	\$26,596.74		

Energy

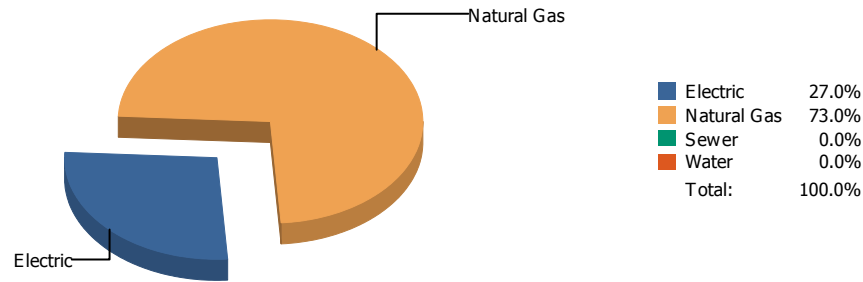


Cost

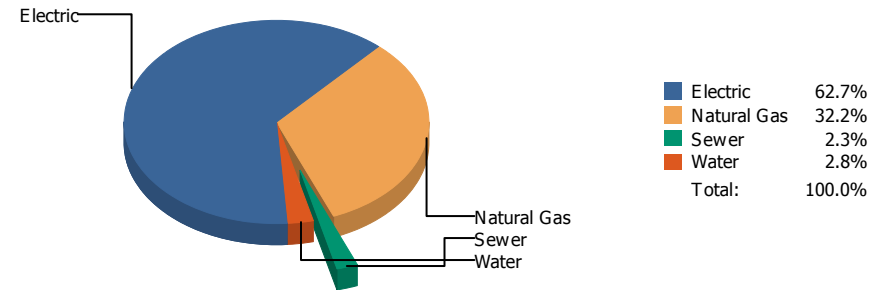


Commodity	Common Use	Energy Use	Energy Use / Area	Total Cost	Cost / Unit	Cost / Area
Place: [FANNIN] FANNIN 116 [BUILDING]						
Area: 73,291 SqFt						
Billing Period: Feb 2017						
ELECTRIC	39,055.00 kWh	133 MMBtu	0.002 MMBtu/SqFt	\$4,606.23	\$0.118 /kWh	\$0.063 /SqFt
NATURALGAS	3,171.00 CCF	327 MMBtu	0.004 MMBtu/SqFt	\$2,235.57	\$0.705 /CCF	\$0.030 /SqFt
SEWER	100.00 CCF			\$424.13	\$4.241 /CCF	\$0.006 /SqFt
WATER	320.00 CCF			\$1,188.21	\$3.713 /CCF	\$0.016 /SqFt
Totals:		460 MMBtu	0.006 MMBtu/SqFt	\$8,454.14		

Energy

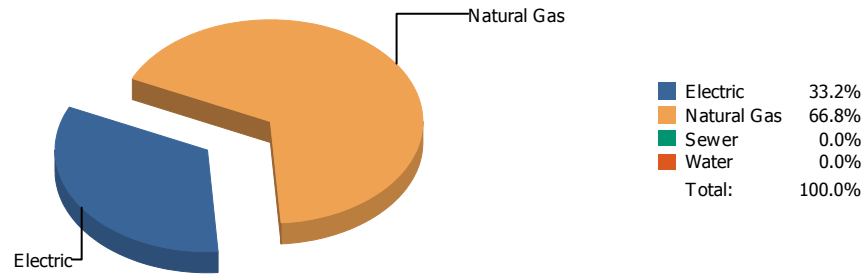


Cost

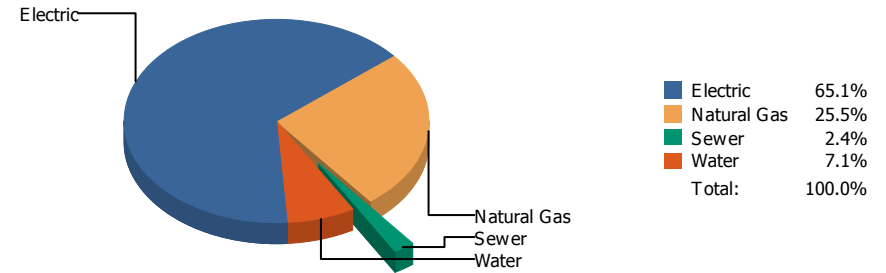


Commodity	Common Use	Energy Use	Energy Use / Area	Total Cost	Cost / Unit	Cost / Area
Place: [FRANKLIN] FRANKLIN HIGH SCHOOL 010 [BUILDING]						
Area: 329,377 SqFt						
Billing Period: Feb 2017						
ELECTRIC	236,556.00 kWh	807 MMBtu	0.002 MMBtu/SqFt	\$25,086.06	\$0.106 /kWh	\$0.076 /SqFt
NATURALGAS	21,224.00 CCF	2,186 MMBtu	0.007 MMBtu/SqFt	\$12,896.44	\$0.608 /CCF	\$0.039 /SqFt
SEWER	399.00 CCF			\$933.15	\$2.339 /CCF	\$0.003 /SqFt
WATER	432.00 CCF			\$1,101.51	\$2.550 /CCF	\$0.003 /SqFt
Totals:		2,993 MMBtu	0.009 MMBtu/SqFt	\$40,017.16		

Energy

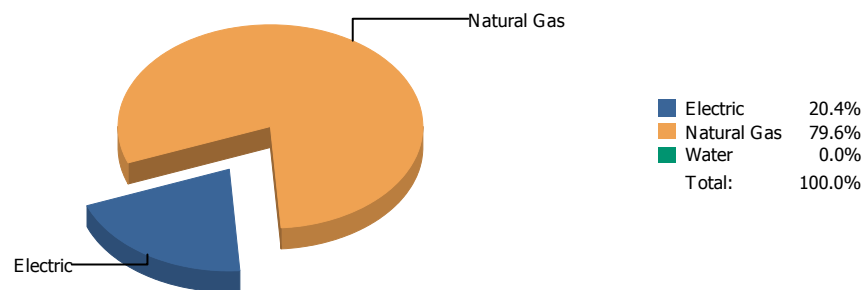


Cost

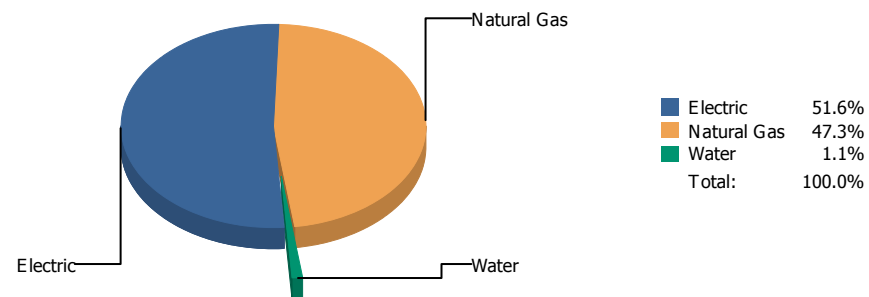


Commodity	Common Use	Energy Use	Energy Use / Area	Total Cost	Cost / Unit	Cost / Area
Place: [FRANKLIN9THGRADECENTER_2] FRANKLIN 9TH GRADE CENTER 053 [BUILDING]						
Area: 193,158 SqFt						
Billing Period: Feb 2017						
ELECTRIC	135,000.00 kWh	461 MMBtu	0.002 MMBtu/SqFt	\$14,048.19	\$0.104 /kWh	\$0.073 /SqFt
NATURALGAS	9,008.00 CCF	928 MMBtu	0.005 MMBtu/SqFt	\$5,494.61	\$0.610 /CCF	\$0.028 /SqFt
SEWER	142.00 CCF			\$509.10	\$3.585 /CCF	\$0.003 /SqFt
WATER	836.00 CCF			\$1,530.95	\$1.831 /CCF	\$0.008 /SqFt
Totals:		1,389 MMBtu	0.007 MMBtu/SqFt	\$21,582.85		

Energy

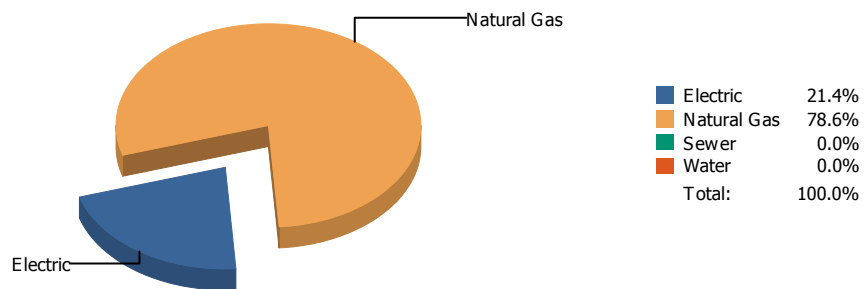


Cost

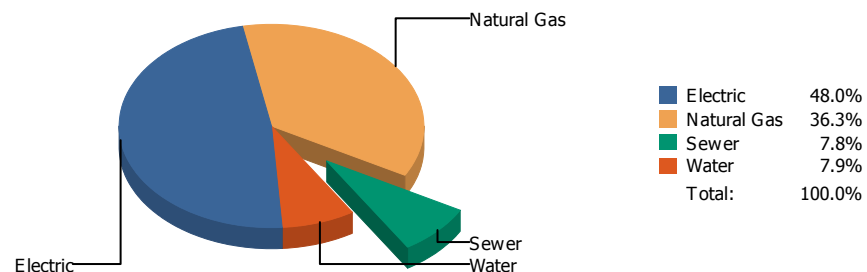


Commodity	Common Use	Energy Use	Energy Use / Area	Total Cost	Cost / Unit	Cost / Area
Place: [GAMBLE] JAMES GAMBLE WAREHOUSE [BUILDING]						
Area: 53,241 SqFt						
Billing Period: Feb 2017						
ELECTRIC	25,500.00 kWh	87 MMBtu	0.002 MMBtu/SqFt	\$2,277.22	\$0.089 /kWh	\$0.043 /SqFt
NATURALGAS	3,300.00 CCF	340 MMBtu	0.006 MMBtu/SqFt	\$2,087.56	\$0.633 /CCF	\$0.039 /SqFt
WATER	0.00 CCF			\$47.14	\$0.000 /CCF	\$0.001 /SqFt
Totals:		427 MMBtu	0.008 MMBtu/SqFt	\$4,411.92		

Energy

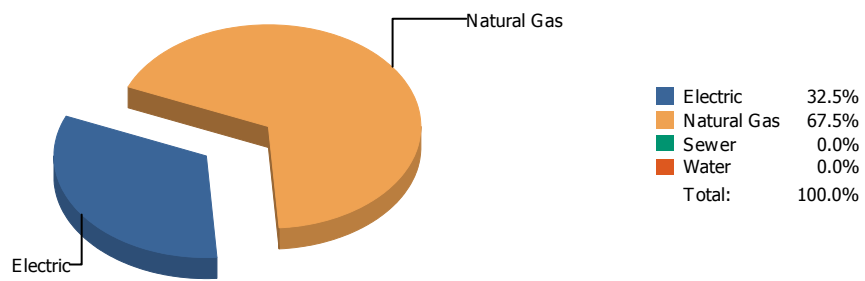


Cost

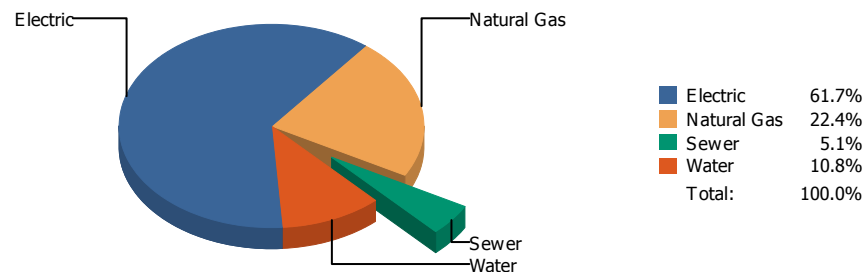


Commodity	Common Use	Energy Use	Energy Use / Area	Total Cost	Cost / Unit	Cost / Area
Place: [GREEN] GREEN ELEMENTARY SCHOOL 162 [BUILDING]						
Area: 88,156 SqFt						
Billing Period: Feb 2017						
ELECTRIC	30,600.00 kWh	104 MMBtu	0.001 MMBtu/SqFt	\$3,253.88	\$0.106 /kWh	\$0.037 /SqFt
NATURALGAS	3,720.00 CCF	383 MMBtu	0.004 MMBtu/SqFt	\$2,456.79	\$0.660 /CCF	\$0.028 /SqFt
SEWER	106.00 CCF			\$530.41	\$5.004 /CCF	\$0.006 /SqFt
WATER	84.00 CCF			\$535.44	\$6.374 /CCF	\$0.006 /SqFt
Totals:		488 MMBtu	0.006 MMBtu/SqFt	\$6,776.52		

Energy

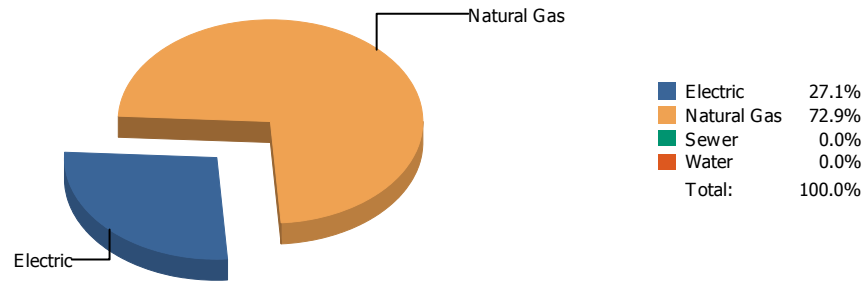


Cost

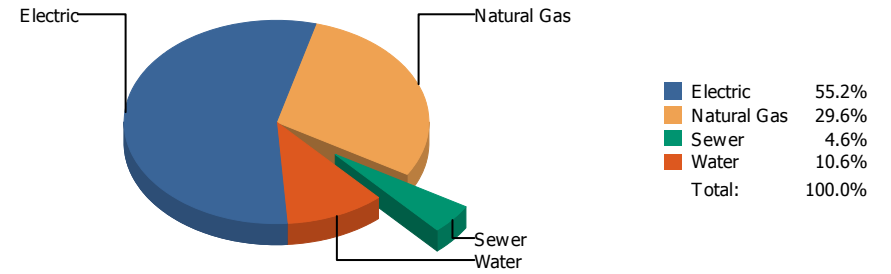


Commodity	Common Use	Energy Use	Energy Use / Area	Total Cost	Cost / Unit	Cost / Area
Place: [GUERRERO] ROSA GUERRERO ELEMENTARY 163 [BUILDING]						
Area: 88,641 SqFt						
Billing Period: Feb 2017						
ELECTRIC	44,280.00 kWh	151 MMBtu	0.002 MMBtu/SqFt	\$5,646.73	\$0.128 /kWh	\$0.064 /SqFt
NATURALGAS	3,042.00 CCF	313 MMBtu	0.004 MMBtu/SqFt	\$2,047.45	\$0.673 /CCF	\$0.023 /SqFt
SEWER	124.00 CCF			\$463.73	\$3.740 /CCF	\$0.005 /SqFt
WATER	287.00 CCF			\$989.82	\$3.449 /CCF	\$0.011 /SqFt
Totals:		464 MMBtu	0.005 MMBtu/SqFt	\$9,147.73		

Energy

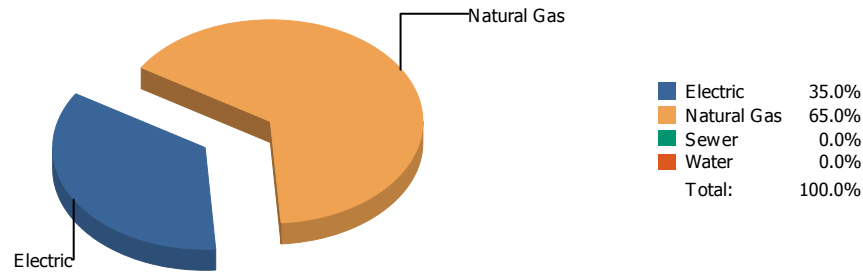


Cost

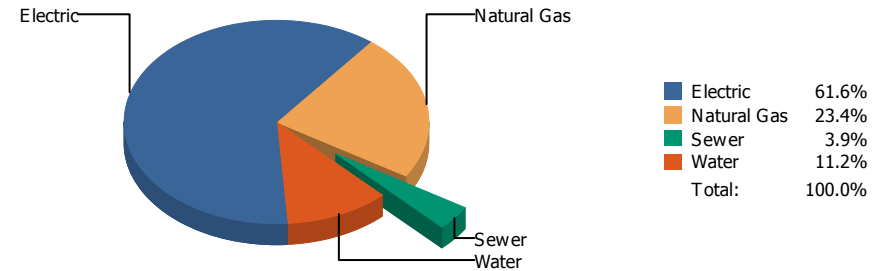


Commodity	Common Use	Energy Use	Energy Use / Area	Total Cost	Cost / Unit	Cost / Area
Place: [GUILLEN] GUILLEN 044 [BUILDING]						
Area: 223,773 SqFt						
Billing Period: Feb 2017						
ELECTRIC	75,539.00 kWh	258 MMBtu	0.001 MMBtu/SqFt	\$8,017.90	\$0.106 /kWh	\$0.036 /SqFt
NATURALGAS	6,749.00 CCF	695 MMBtu	0.003 MMBtu/SqFt	\$4,302.51	\$0.638 /CCF	\$0.019 /SqFt
SEWER	252.00 CCF			\$674.93	\$2.678 /CCF	\$0.003 /SqFt
WATER	443.00 CCF			\$1,534.61	\$3.464 /CCF	\$0.007 /SqFt
Totals:		953 MMBtu	0.004 MMBtu/SqFt	\$14,529.95		

Energy

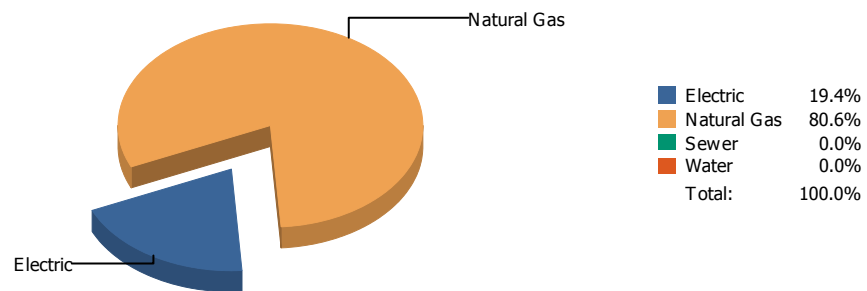


Cost

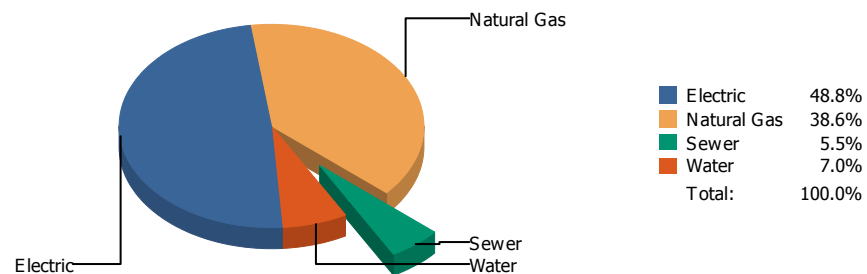


Commodity	Common Use	Energy Use	Energy Use / Area	Total Cost	Cost / Unit	Cost / Area
Place: [HART] HART 118 [BUILDING]						
Area: 63,357 SqFt						
Billing Period: Feb 2017						
ELECTRIC	41,880.00 kWh	143 MMBtu	0.002 MMBtu/SqFt	\$4,396.04	\$0.105 /kWh	\$0.069 /SqFt
NATURALGAS	2,574.00 CCF	265 MMBtu	0.004 MMBtu/SqFt	\$1,668.94	\$0.648 /CCF	\$0.026 /SqFt
SEWER	60.00 CCF			\$277.42	\$4.624 /CCF	\$0.004 /SqFt
WATER	162.00 CCF			\$798.41	\$4.928 /CCF	\$0.013 /SqFt
Totals:		408 MMBtu	0.006 MMBtu/SqFt	\$7,140.81		

Energy

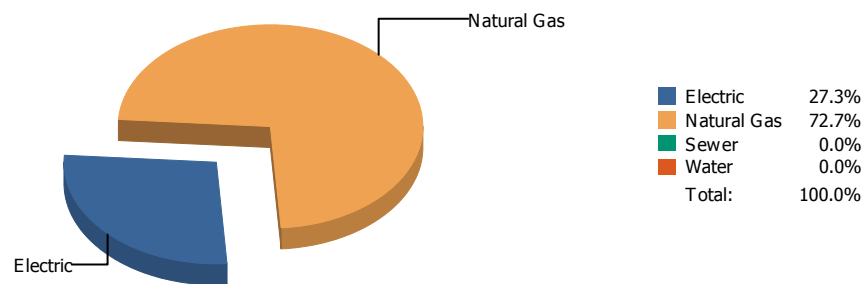


Cost

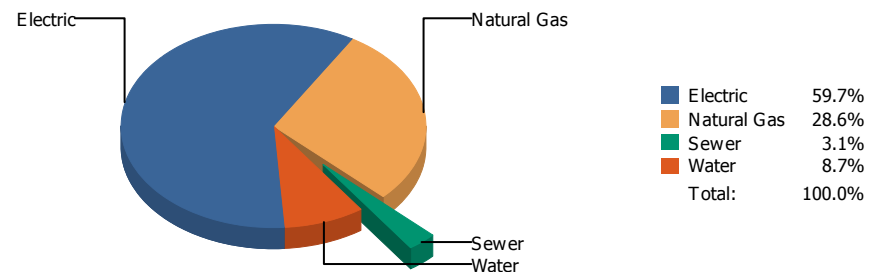


Commodity	Common Use	Energy Use	Energy Use / Area	Total Cost	Cost / Unit	Cost / Area
Place: [HAWKINS] HAWKINS 119 [BUILDING]						
Area: 57,207 SqFt						
Billing Period: Feb 2017						
ELECTRIC	24,336.00 kWh	83 MMBtu	0.001 MMBtu/SqFt	\$2,706.16	\$0.111 /kWh	\$0.047 /SqFt
NATURALGAS	3,359.00 CCF	346 MMBtu	0.006 MMBtu/SqFt	\$2,141.93	\$0.638 /CCF	\$0.037 /SqFt
SEWER	88.00 CCF			\$306.62	\$3.484 /CCF	\$0.005 /SqFt
WATER	78.00 CCF			\$388.71	\$4.983 /CCF	\$0.007 /SqFt
Totals:		429 MMBtu	0.008 MMBtu/SqFt	\$5,543.42		

Energy

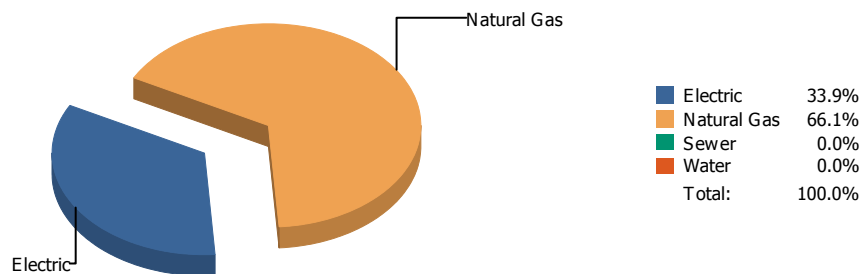


Cost

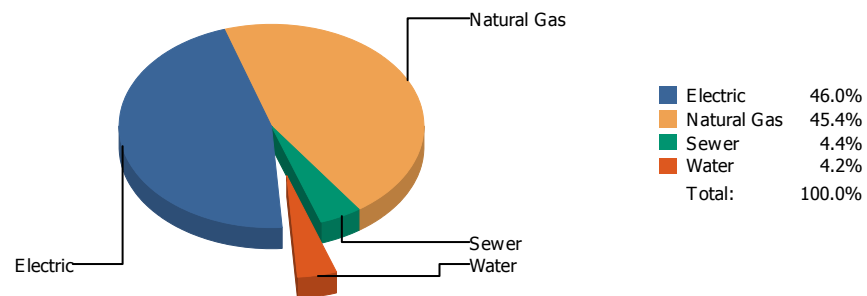


Commodity	Common Use	Energy Use	Energy Use / Area	Total Cost	Cost / Unit	Cost / Area
Place: [HENDERSO] HENDERSON 041 [BUILDING]						
Area: 145,254 SqFt						
Billing Period: Feb 2017						
ELECTRIC	46,562.00 kWh	159 MMBtu	0.001 MMBtu/SqFt	\$5,410.37	\$0.116 /kWh	\$0.037 /SqFt
NATURALGAS	4,101.00 CCF	422 MMBtu	0.003 MMBtu/SqFt	\$2,588.94	\$0.631 /CCF	\$0.018 /SqFt
SEWER	120.00 CCF			\$278.71	\$2.323 /CCF	\$0.002 /SqFt
WATER	267.00 CCF			\$784.32	\$2.938 /CCF	\$0.005 /SqFt
Totals:		581 MMBtu	0.004 MMBtu/SqFt	\$9,062.34		

Energy

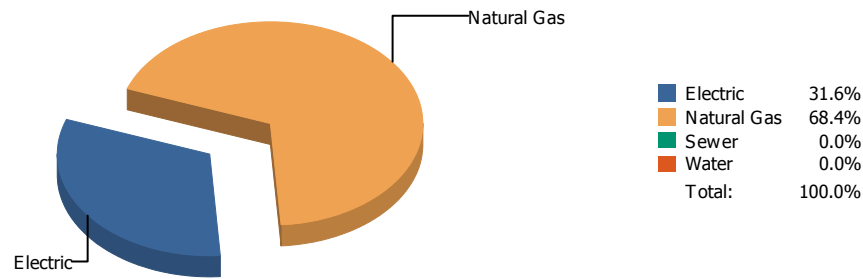


Cost

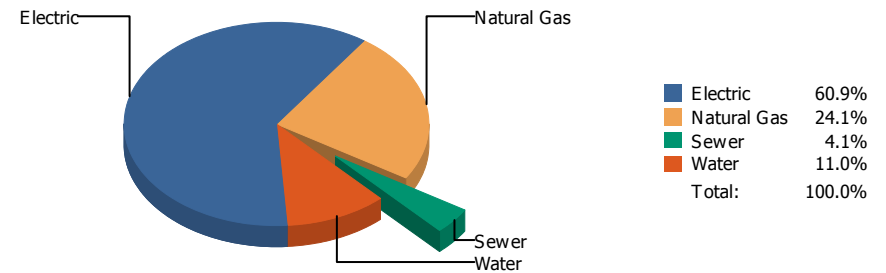


Commodity	Common Use	Energy Use	Energy Use / Area	Total Cost	Cost / Unit	Cost / Area
Place: [HERCULES] HERCULES COTTAGES 141A [BUILDING]						
Area: 10,160 SqFt						
Billing Period: Feb 2017						
ELECTRIC	4,308.00 kWh	15 MMBtu	0.001 MMBtu/SqFt	\$719.19	\$0.167 /kWh	\$0.071 /SqFt
NATURALGAS	278.00 CCF	29 MMBtu	0.003 MMBtu/SqFt	\$709.51	\$2.552 /CCF	\$0.070 /SqFt
SEWER	18.00 CCF			\$69.00	\$3.833 /CCF	\$0.007 /SqFt
WATER	16.00 CCF			\$65.98	\$4.124 /CCF	\$0.006 /SqFt
Totals:		43 MMBtu	0.004 MMBtu/SqFt	\$1,563.68		

Energy



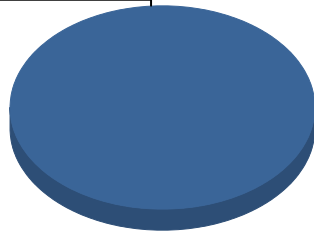
Cost



Commodity	Common Use	Energy Use	Energy Use / Area	Total Cost	Cost / Unit	Cost / Area
Place: [HERRERA_1] HERRERA ELEMENTARY 174 [BUILDING]						
Area: 86,275 SqFt						
Billing Period: Feb 2017						
ELECTRIC	56,600.00 kWh	193 MMBtu	0.002 MMBtu/SqFt	\$6,418.61	\$0.113 /kWh	\$0.074 /SqFt
NATURALGAS	4,060.00 CCF	418 MMBtu	0.005 MMBtu/SqFt	\$2,541.45	\$0.626 /CCF	\$0.029 /SqFt
SEWER	94.00 CCF			\$429.90	\$4.573 /CCF	\$0.005 /SqFt
WATER	266.00 CCF			\$1,155.56	\$4.344 /CCF	\$0.013 /SqFt
Totals:		611 MMBtu	0.007 MMBtu/SqFt	\$10,545.52		

Energy

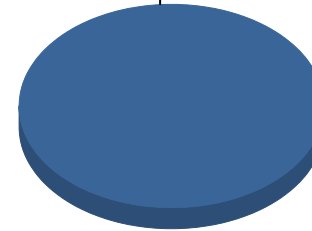
Electric



■ Electric 100.0%
Total: 100.0%

Cost

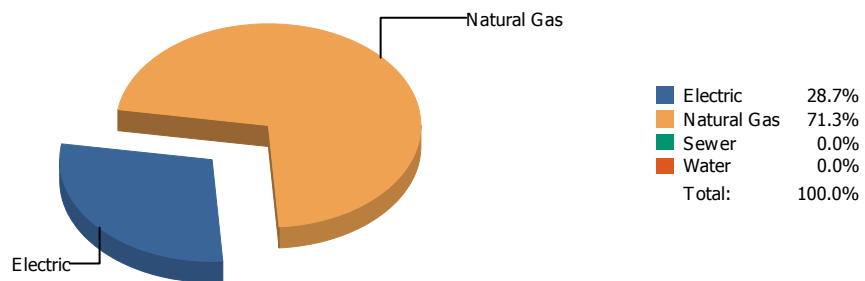
Electric



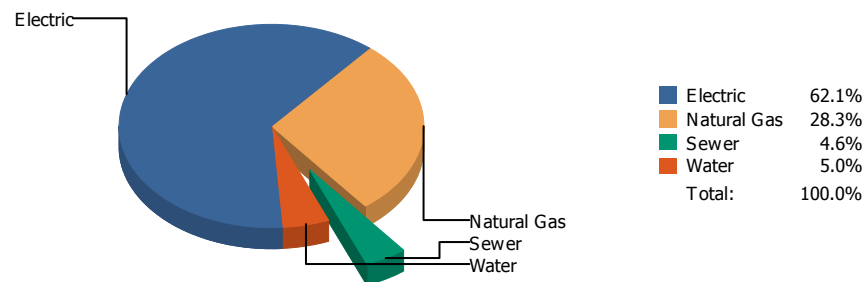
■ Electric 100.0%
Total: 100.0%

Commodity	Common Use	Energy Use	Energy Use / Area	Total Cost	Cost / Unit	Cost / Area
Place: [HIGHLAND] HIGHLAND/ANNEX 120 [BUILDING]						
Area: 33,705 SqFt						
Billing Period: Feb 2017						
ELECTRIC	11,000.00 kWh	38 MMBtu	0.001 MMBtu/SqFt	\$1,524.45	\$0.139 /kWh	\$0.045 /SqFt
Totals:		38 MMBtu	0.001 MMBtu/SqFt	\$1,524.45		

Energy

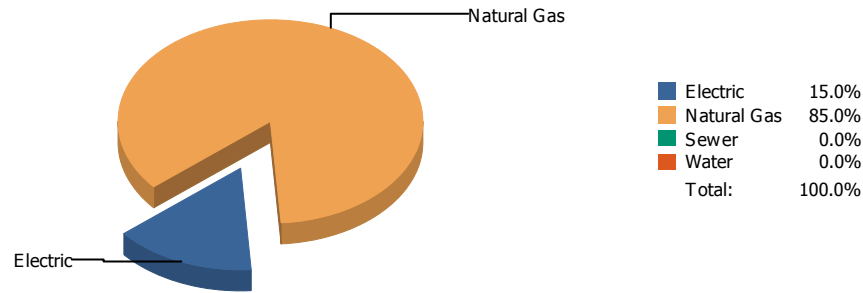


Cost

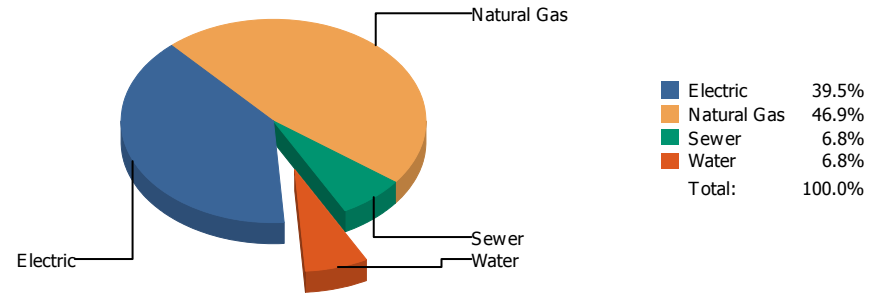


Commodity	Common Use	Energy Use	Energy Use / Area	Total Cost	Cost / Unit	Cost / Area
Place: [HILLSIDE] HILLSIDE 121 [BUILDING]						
Area: 80,656 SqFt						
Billing Period: Feb 2017						
ELECTRIC	45,291.00 kWh	155 MMBtu	0.002 MMBtu/SqFt	\$5,691.65	\$0.126 /kWh	\$0.070 /SqFt
NATURALGAS	3,731.00 CCF	384 MMBtu	0.005 MMBtu/SqFt	\$2,594.06	\$0.695 /CCF	\$0.032 /SqFt
SEWER	100.00 CCF			\$424.13	\$4.241 /CCF	\$0.005 /SqFt
WATER	113.00 CCF			\$453.70	\$4.015 /CCF	\$0.006 /SqFt
Totals:		539 MMBtu	0.007 MMBtu/SqFt	\$9,163.54		

Energy

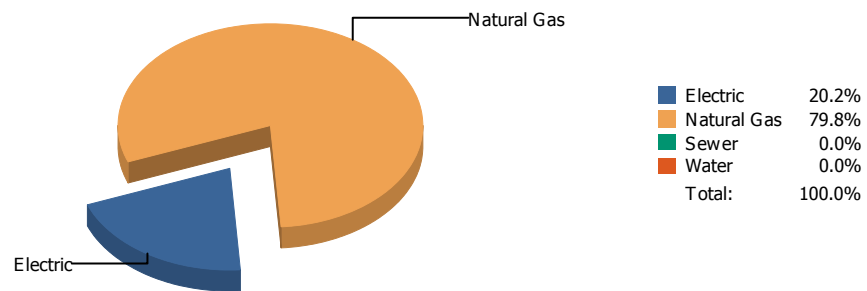


Cost

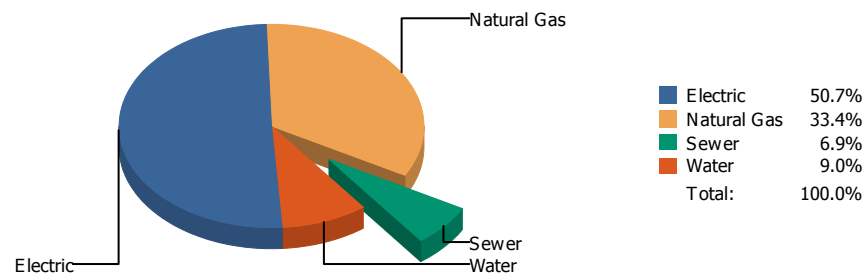


Commodity	Common Use	Energy Use	Energy Use / Area	Total Cost	Cost / Unit	Cost / Area
Place: [HOUSTON] HOUSTON 122 [BUILDING]						
Area: 84,178 SqFt						
Billing Period: Feb 2017						
ELECTRIC	23,200.00 kWh	79 MMBtu	0.001 MMBtu/SqFt	\$2,470.03	\$0.106 /kWh	\$0.029 /SqFt
NATURALGAS	4,344.00 CCF	447 MMBtu	0.005 MMBtu/SqFt	\$2,936.78	\$0.676 /CCF	\$0.035 /SqFt
SEWER	94.00 CCF			\$427.33	\$4.546 /CCF	\$0.005 /SqFt
WATER	94.00 CCF			\$424.56	\$4.517 /CCF	\$0.005 /SqFt
Totals:		527 MMBtu	0.006 MMBtu/SqFt	\$6,258.70		

Energy

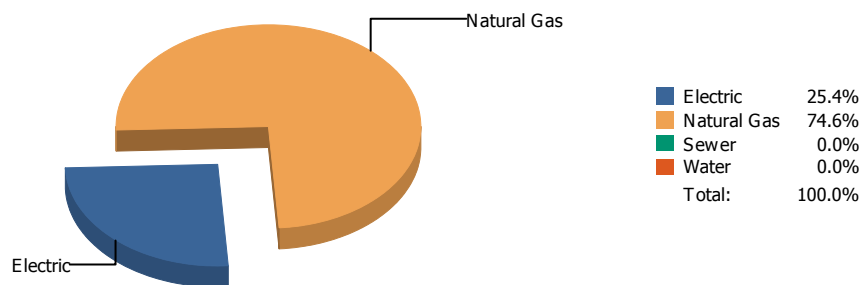


Cost

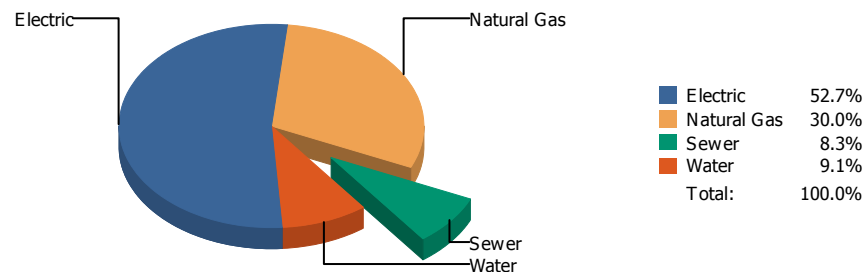


Commodity	Common Use	Energy Use	Energy Use / Area	Total Cost	Cost / Unit	Cost / Area
Place: [HUGHEY] HUGHEY 123 [BUILDING]						
Area: 74,815 SqFt						
Billing Period: Feb 2017						
ELECTRIC	32,748.00 kWh	112 MMBtu	0.001 MMBtu/SqFt	\$4,462.58	\$0.136 /kWh	\$0.060 /SqFt
NATURALGAS	4,293.00 CCF	442 MMBtu	0.006 MMBtu/SqFt	\$2,937.86	\$0.684 /CCF	\$0.039 /SqFt
SEWER	163.00 CCF			\$608.79	\$3.735 /CCF	\$0.008 /SqFt
WATER	238.00 CCF			\$795.70	\$3.343 /CCF	\$0.010 /SqFt
Totals:		554 MMBtu	0.007 MMBtu/SqFt	\$8,804.93		

Energy

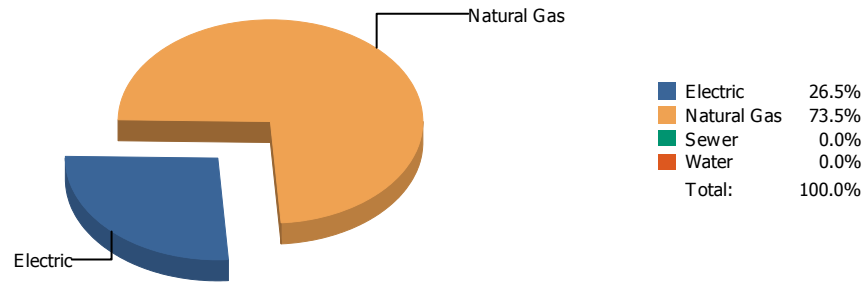


Cost

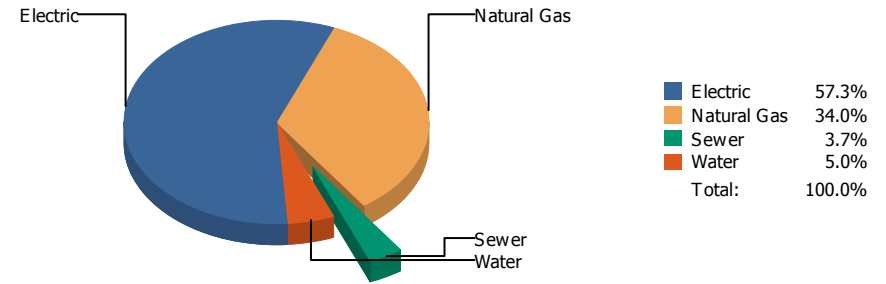


Commodity	Common Use	Energy Use	Energy Use / Area	Total Cost	Cost / Unit	Cost / Area
Place: [IRVIN] IRVIN 008 [BUILDING]						
Area: 303,804 SqFt						
Billing Period: Feb 2017						
ELECTRIC	109,839.00 kWh	375 MMBtu	0.001 MMBtu/SqFt	\$11,591.03	\$0.106 /kWh	\$0.038 /SqFt
NATURALGAS	10,665.00 CCF	1,098 MMBtu	0.004 MMBtu/SqFt	\$6,591.12	\$0.618 /CCF	\$0.022 /SqFt
SEWER	997.00 CCF			\$1,823.47	\$1.829 /CCF	\$0.006 /SqFt
WATER	984.00 CCF			\$1,992.55	\$2.025 /CCF	\$0.007 /SqFt
Totals:		1,473 MMBtu	0.005 MMBtu/SqFt	\$21,998.17		

Energy

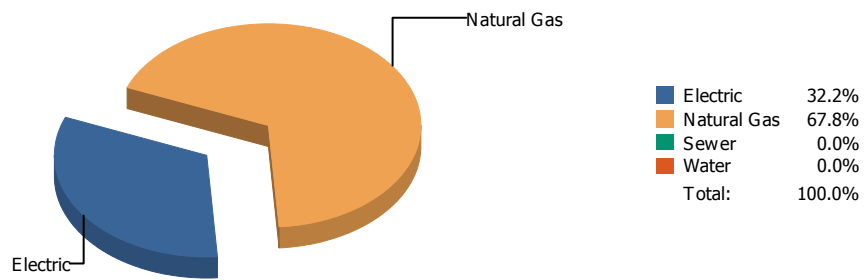


Cost

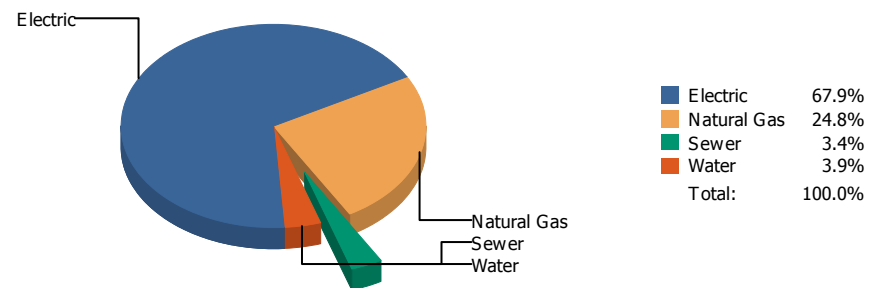


Commodity	Common Use	Energy Use	Energy Use / Area	Total Cost	Cost / Unit	Cost / Area
Place: [JEFFERSN] JEFFERSON 009 [BUILDING]						
Area: 257,708 SqFt						
Billing Period: Feb 2017						
ELECTRIC	103,554.00 kWh	353 MMBtu	0.001 MMBtu/SqFt	\$11,190.57	\$0.108 /kWh	\$0.043 /SqFt
NATURALGAS	9,504.00 CCF	979 MMBtu	0.004 MMBtu/SqFt	\$6,655.02	\$0.700 /CCF	\$0.026 /SqFt
SEWER	166.00 CCF			\$720.69	\$4.342 /CCF	\$0.003 /SqFt
WATER	278.00 CCF			\$978.68	\$3.520 /CCF	\$0.003 /SqFt
Totals:		1,332 MMBtu	0.005 MMBtu/SqFt	\$19,544.96		

Energy

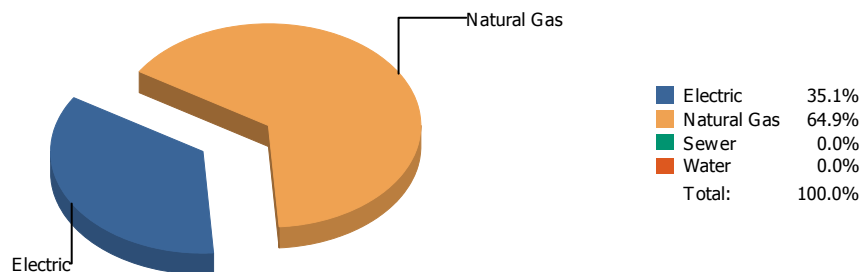


Cost

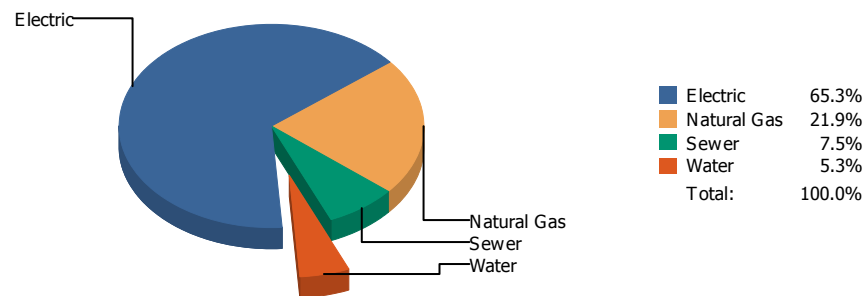


Commodity	Common Use	Energy Use	Energy Use / Area	Total Cost	Cost / Unit	Cost / Area
Place: [JOHNSON] L.B. JOHNSON 155 [BUILDING]						
Area: 87,993 SqFt						
Billing Period: Feb 2017						
ELECTRIC	56,250.00 kWh	192 MMBtu	0.002 MMBtu/SqFt	\$7,049.16	\$0.125 /kWh	\$0.080 /SqFt
NATURALGAS	3,918.00 CCF	404 MMBtu	0.005 MMBtu/SqFt	\$2,569.64	\$0.656 /CCF	\$0.029 /SqFt
SEWER	103.00 CCF			\$348.37	\$3.382 /CCF	\$0.004 /SqFt
WATER	132.00 CCF			\$407.83	\$3.090 /CCF	\$0.005 /SqFt
Totals:		596 MMBtu	0.007 MMBtu/SqFt	\$10,375.00		

Energy

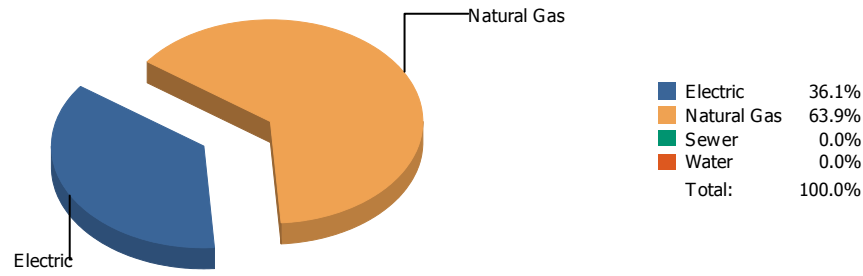


Cost

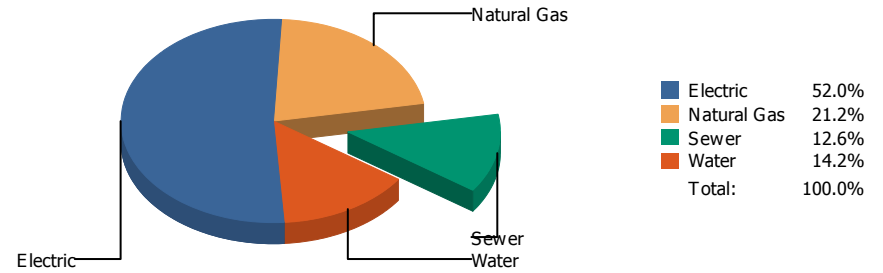


Commodity	Common Use	Energy Use	Energy Use / Area	Total Cost	Cost / Unit	Cost / Area
Place: [KOHLBERG] KOHLBERG ELEMENTARY [BUILDING]						
Area: 99,884 SqFt						
Billing Period: Feb 2017						
ELECTRIC	54,540.00 kWh	186 MMBtu	0.002 MMBtu/SqFt	\$6,667.46	\$0.122 /kWh	\$0.067 /SqFt
NATURALGAS	3,341.00 CCF	344 MMBtu	0.003 MMBtu/SqFt	\$2,230.62	\$0.668 /CCF	\$0.022 /SqFt
SEWER	320.00 CCF			\$770.57	\$2.408 /CCF	\$0.008 /SqFt
WATER	155.00 CCF			\$538.89	\$3.477 /CCF	\$0.005 /SqFt
Totals:		530 MMBtu	0.005 MMBtu/SqFt	\$10,207.54		

Energy

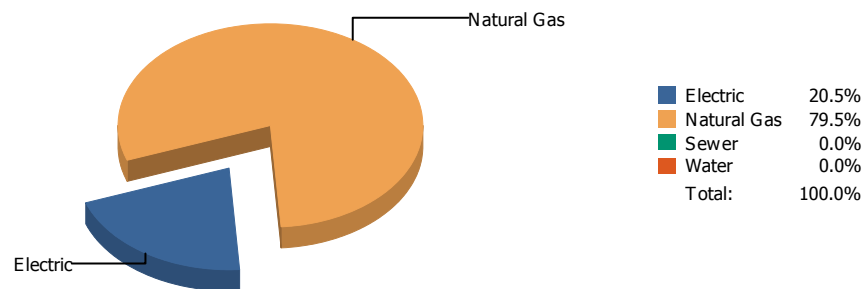


Cost

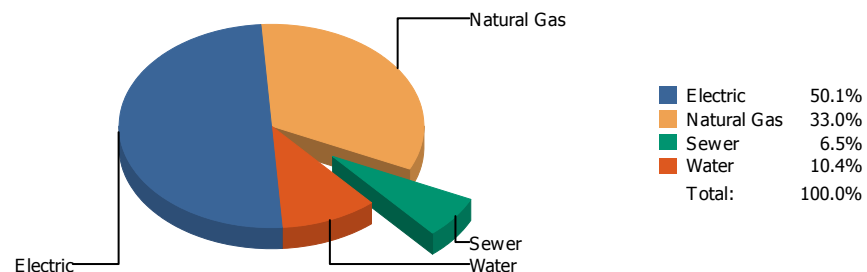


Commodity	Common Use	Energy Use	Energy Use / Area	Total Cost	Cost / Unit	Cost / Area
Place: [LAMAR] LAMAR 125 [BUILDING]						
Area: 76,252 SqFt						
Billing Period: Feb 2017						
ELECTRIC	28,800.00 kWh	98 MMBtu	0.001 MMBtu/SqFt	\$3,308.86	\$0.115 /kWh	\$0.043 /SqFt
NATURALGAS	1,690.00 CCF	174 MMBtu	0.002 MMBtu/SqFt	\$1,349.14	\$0.798 /CCF	\$0.018 /SqFt
SEWER	220.00 CCF			\$800.55	\$3.639 /CCF	\$0.010 /SqFt
WATER	266.00 CCF			\$900.59	\$3.386 /CCF	\$0.012 /SqFt
Totals:		272 MMBtu	0.004 MMBtu/SqFt	\$6,359.14		

Energy

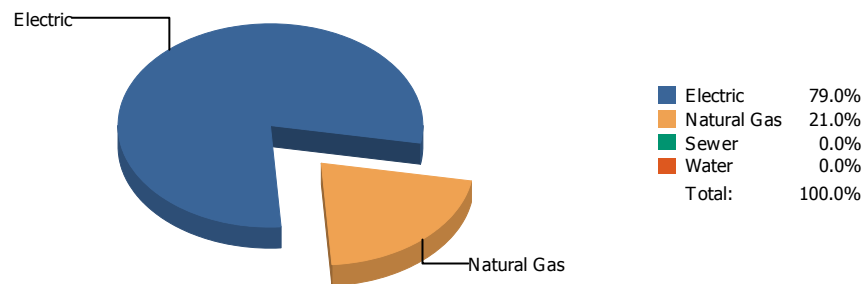


Cost

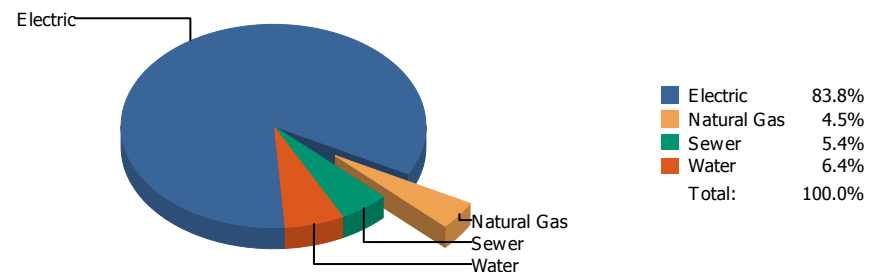


Commodity	Common Use	Energy Use	Energy Use / Area	Total Cost	Cost / Unit	Cost / Area
Place: [LEE] LEE 150 [BUILDING]						
Area: 78,368 SqFt						
Billing Period: Feb 2017						
ELECTRIC	28,110.00 kWh	96 MMBtu	0.001 MMBtu/SqFt	\$3,450.22	\$0.123 /kWh	\$0.044 /SqFt
NATURALGAS	3,606.00 CCF	371 MMBtu	0.005 MMBtu/SqFt	\$2,270.47	\$0.630 /CCF	\$0.029 /SqFt
SEWER	68.00 CCF			\$451.15	\$6.635 /CCF	\$0.006 /SqFt
WATER	85.00 CCF			\$717.00	\$8.435 /CCF	\$0.009 /SqFt
Totals:		467 MMBtu	0.006 MMBtu/SqFt	\$6,888.84		

Energy

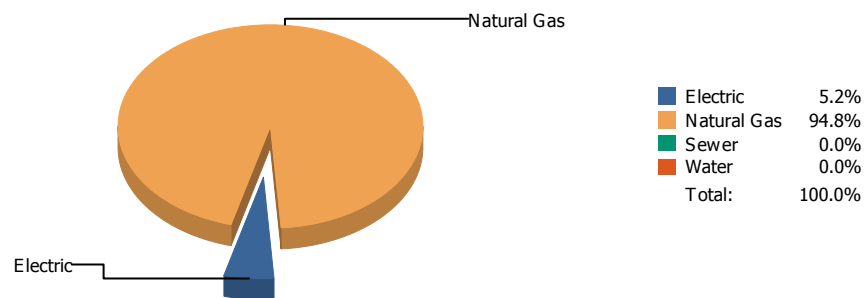


Cost

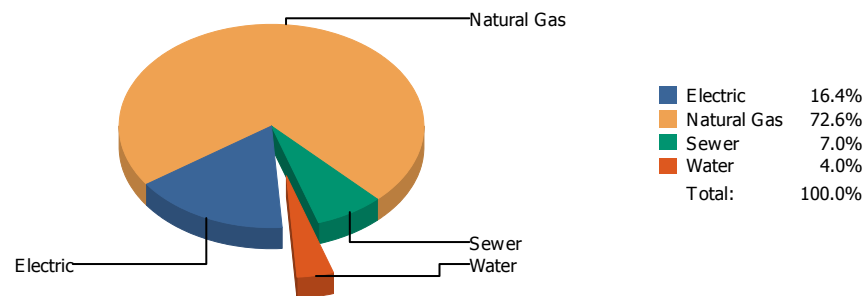


Commodity	Common Use	Energy Use	Energy Use / Area	Total Cost	Cost / Unit	Cost / Area
Place: [LINCOLN] LINCOLN 051 [BUILDING]						
Area: 163,678 SqFt						
Billing Period: Feb 2017						
ELECTRIC	110,500.00 kWh	377 MMBtu	0.002 MMBtu/SqFt	\$13,297.30	\$0.120 /kWh	\$0.081 /SqFt
NATURALGAS	976.00 CCF	101 MMBtu	0.001 MMBtu/SqFt	\$706.29	\$0.724 /CCF	\$0.004 /SqFt
SEWER	407.00 CCF			\$849.97	\$2.088 /CCF	\$0.005 /SqFt
WATER	457.00 CCF			\$1,012.33	\$2.215 /CCF	\$0.006 /SqFt
Totals:		478 MMBtu	0.003 MMBtu/SqFt	\$15,865.89		

Energy

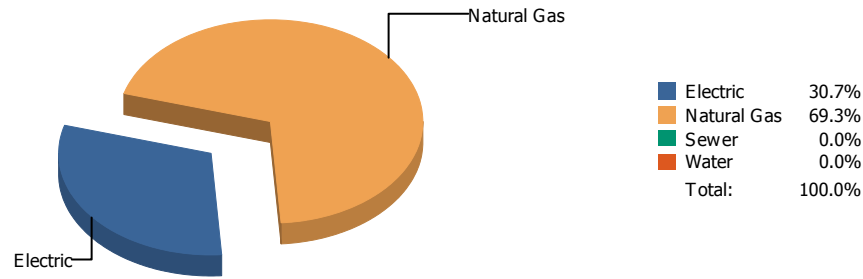


Cost

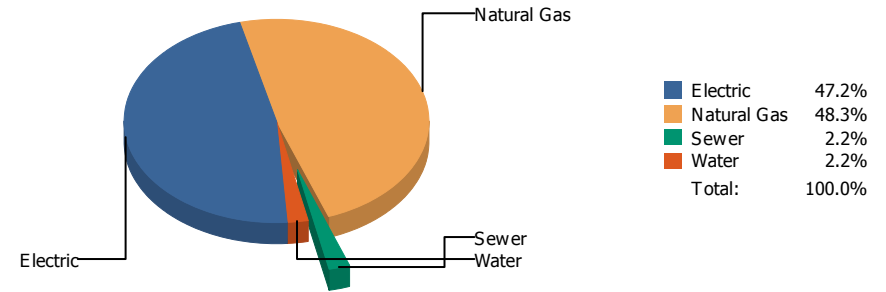


Commodity	Common Use	Energy Use	Energy Use / Area	Total Cost	Cost / Unit	Cost / Area
Place: [LIVE MAT] LIVE MATERIAL CENTER 929 [BUILDING]						
Area: 2,483 SqFt						
Billing Period: Feb 2017						
ELECTRIC	289.00 kWh	1 MMBtu	0.000 MMBtu/SqFt	\$73.39	\$0.254 /kWh	\$0.030 /SqFt
NATURALGAS	176.00 CCF	18 MMBtu	0.007 MMBtu/SqFt	\$324.88	\$1.846 /CCF	\$0.131 /SqFt
SEWER	3.00 CCF			\$31.15	\$10.383 /CCF	\$0.013 /SqFt
WATER	3.00 CCF			\$17.98	\$5.993 /CCF	\$0.007 /SqFt
Totals:		19 MMBtu	0.008 MMBtu/SqFt	\$447.40		

Energy



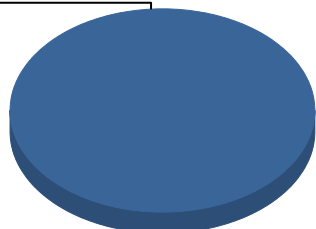
Cost



Commodity	Common Use	Energy Use	Energy Use / Area	Total Cost	Cost / Unit	Cost / Area
Place: [LOGAN] LOGAN 128 [BUILDING]						
Area: 72,248 SqFt						
Billing Period: Feb 2017						
ELECTRIC	40,000.00 kWh	137 MMBtu	0.002 MMBtu/SqFt	\$1,863.44	\$0.047 /kWh	\$0.026 /SqFt
NATURALGAS	2,997.00 CCF	309 MMBtu	0.004 MMBtu/SqFt	\$1,907.00	\$0.636 /CCF	\$0.026 /SqFt
SEWER	3.00 CCF			\$85.66	\$28.553 /CCF	\$0.001 /SqFt
WATER	4.00 CCF			\$88.65	\$22.163 /CCF	\$0.001 /SqFt
Totals:		445 MMBtu	0.006 MMBtu/SqFt	\$3,944.75		

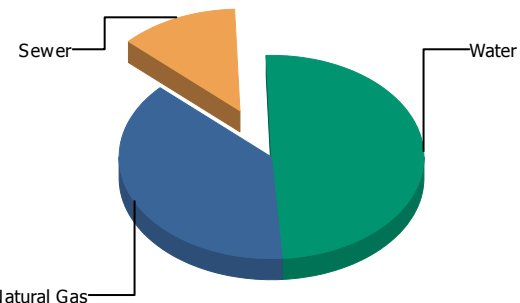
Energy

Natural Gas



Natural Gas	100.0%
Sewer	0.0%
Water	0.0%
Total:	100.0%

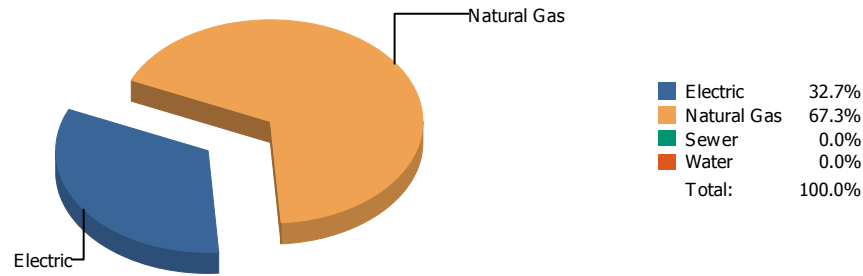
Cost



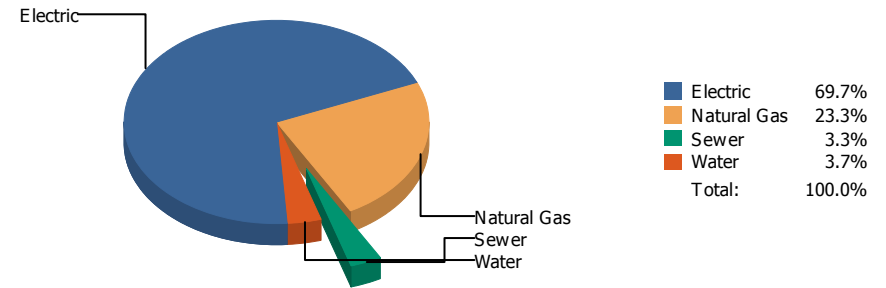
Natural Gas	38.1%
Sewer	12.4%
Water	49.5%
Total:	100.0%

Commodity	Common Use	Energy Use	Energy Use / Area	Total Cost	Cost / Unit	Cost / Area
Place: [LUNDY_2] LUNDY 177 [BUILDING]						
Area: 112,731 SqFt						
Billing Period: Feb 2017						
NATURALGAS	3,102.00 CCF	320 MMBtu	0.003 MMBtu/SqFt	\$2,083.12	\$0.672 /CCF	\$0.018 /SqFt
SEWER	245.00 CCF			\$679.05	\$2.772 /CCF	\$0.006 /SqFt
WATER	616.00 CCF			\$2,705.12	\$4.391 /CCF	\$0.024 /SqFt
Totals:		320 MMBtu	0.003 MMBtu/SqFt	\$5,467.29		

Energy

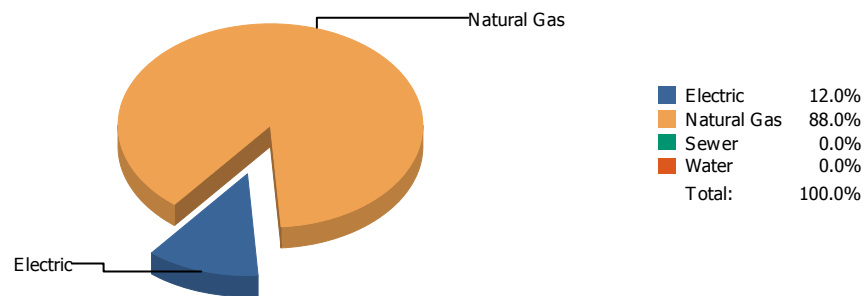


Cost

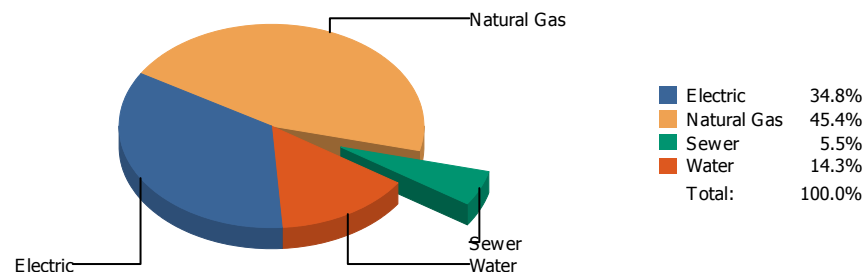


Commodity	Common Use	Energy Use	Energy Use / Area	Total Cost	Cost / Unit	Cost / Area
Place: [MAC] MACARTHUR 129 [BUILDING]						
Area: 143,341 SqFt						
Billing Period: Feb 2017						
ELECTRIC	71,880.00 kWh	245 MMBtu	0.002 MMBtu/SqFt	\$9,157.70	\$0.127 /kWh	\$0.064 /SqFt
NATURALGAS	4,898.00 CCF	504 MMBtu	0.004 MMBtu/SqFt	\$3,069.09	\$0.627 /CCF	\$0.021 /SqFt
SEWER	156.00 CCF			\$435.82	\$2.794 /CCF	\$0.003 /SqFt
WATER	128.00 CCF			\$481.60	\$3.763 /CCF	\$0.003 /SqFt
Totals:		750 MMBtu	0.005 MMBtu/SqFt	\$13,144.21		

Energy

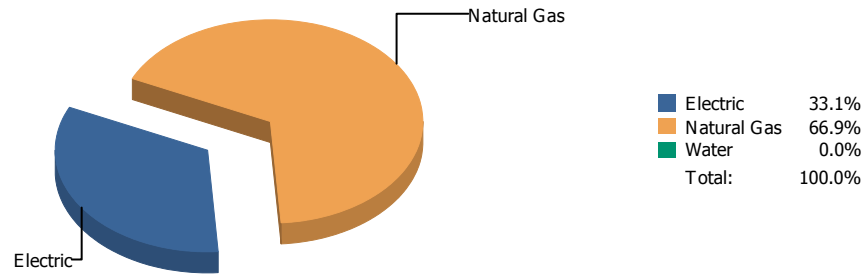


Cost

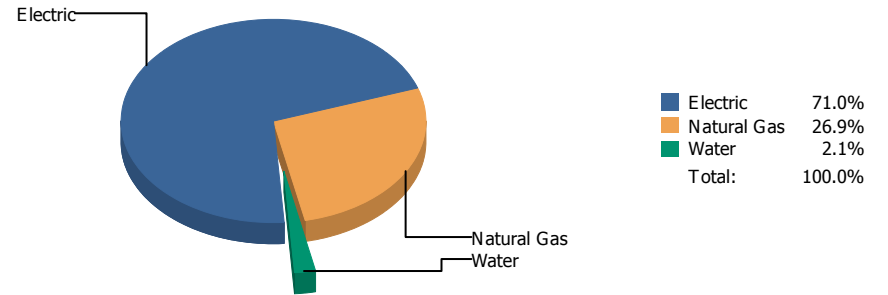


Commodity	Common Use	Energy Use	Energy Use / Area	Total Cost	Cost / Unit	Cost / Area
Place: [MAGOFFIN] MAGOFFIN 047 [BUILDING]						
Area: 76,378 SqFt						
Billing Period: Feb 2017						
ELECTRIC	18,220.00 kWh	62 MMBtu	0.001 MMBtu/SqFt	\$2,119.32	\$0.116 /kWh	\$0.028 /SqFt
NATURALGAS	4,433.00 CCF	457 MMBtu	0.006 MMBtu/SqFt	\$2,764.10	\$0.624 /CCF	\$0.036 /SqFt
SEWER	38.00 CCF			\$337.50	\$8.882 /CCF	\$0.004 /SqFt
WATER	168.00 CCF			\$873.98	\$5.202 /CCF	\$0.011 /SqFt
Totals:		519 MMBtu	0.007 MMBtu/SqFt	\$6,094.90		

Energy

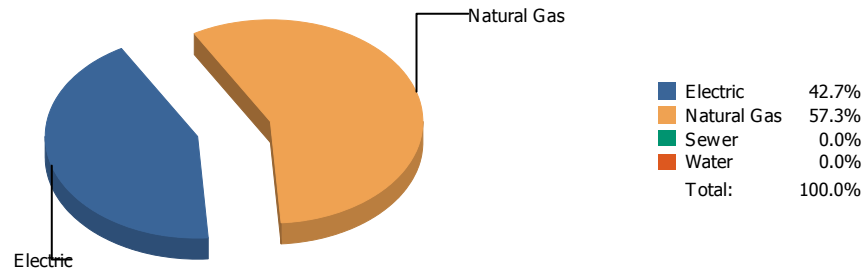


Cost

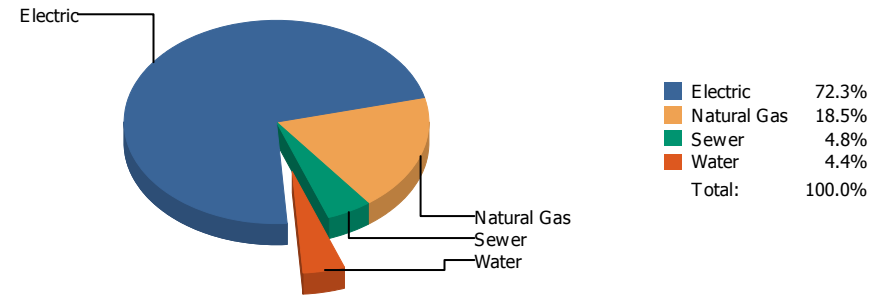


Commodity	Common Use	Energy Use	Energy Use / Area	Total Cost	Cost / Unit	Cost / Area
Place: [MAGOFFINNEWMIDDLESCHOOL] MAGOFFIN NEW MIDDLE SCHOOL [BUILDING]						
Area: 116,136 SqFt						
Billing Period: Feb 2017						
ELECTRIC	85,000.00 kWh	290 MMBtu	0.002 MMBtu/SqFt	\$9,285.98	\$0.109 /kWh	\$0.080 /SqFt
NATURALGAS	5,698.00 CCF	587 MMBtu	0.005 MMBtu/SqFt	\$3,519.09	\$0.618 /CCF	\$0.030 /SqFt
WATER	0.00 CCF			\$279.14	\$0.000 /CCF	\$0.002 /SqFt
Totals:		877 MMBtu	0.008 MMBtu/SqFt	\$13,084.21		

Energy

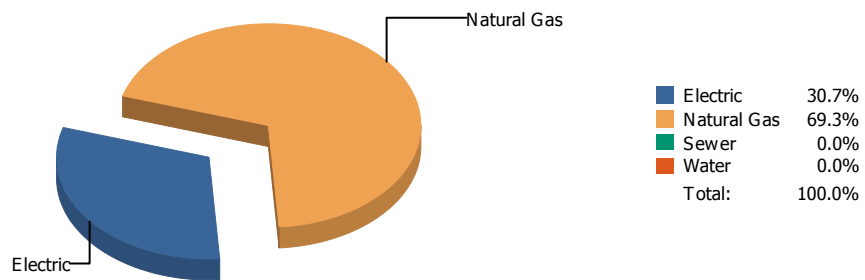


Cost

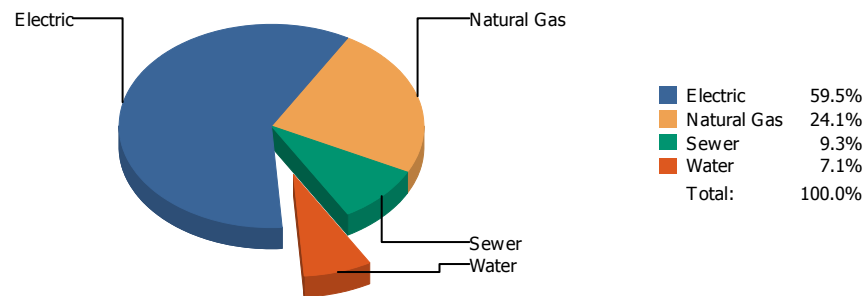


Commodity	Common Use	Energy Use	Energy Use / Area	Total Cost	Cost / Unit	Cost / Area
Place: [MAXINE] MAXINE SILVA HEALTH MAGNET 011 [BUILDING]						
Area: 80,909 SqFt						
Billing Period: Feb 2017						
ELECTRIC	59,700.00 kWh	204 MMBtu	0.003 MMBtu/SqFt	\$6,706.74	\$0.112 /kWh	\$0.083 /SqFt
NATURALGAS	2,656.00 CCF	274 MMBtu	0.003 MMBtu/SqFt	\$1,718.38	\$0.647 /CCF	\$0.021 /SqFt
SEWER	160.00 CCF			\$442.42	\$2.765 /CCF	\$0.005 /SqFt
WATER	119.00 CCF			\$411.94	\$3.462 /CCF	\$0.005 /SqFt
Totals:		477 MMBtu	0.006 MMBtu/SqFt	\$9,279.48		

Energy

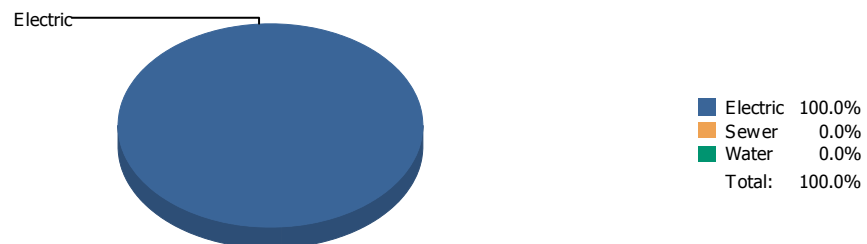


Cost

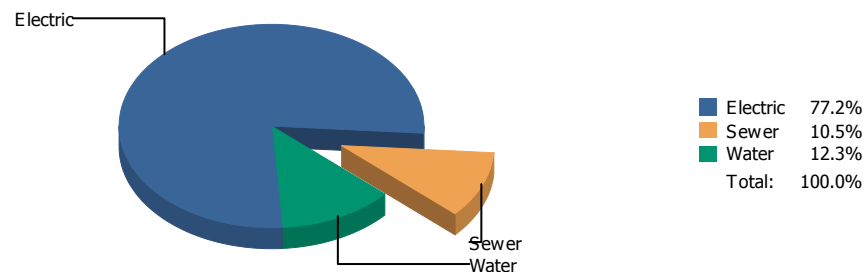


Commodity	Common Use	Energy Use	Energy Use / Area	Total Cost	Cost / Unit	Cost / Area
Place: [MESITA] MESITA 130 [BUILDING]						
Area: 100,583 SqFt						
Billing Period: Feb 2017						
ELECTRIC	57,840.00 kWh	197 MMBtu	0.002 MMBtu/SqFt	\$6,943.93	\$0.120 /kWh	\$0.069 /SqFt
NATURALGAS	4,324.00 CCF	445 MMBtu	0.004 MMBtu/SqFt	\$2,807.62	\$0.649 /CCF	\$0.028 /SqFt
SEWER	494.00 CCF			\$1,089.90	\$2.206 /CCF	\$0.011 /SqFt
WATER	145.00 CCF			\$832.40	\$5.741 /CCF	\$0.008 /SqFt
Totals:		643 MMBtu	0.006 MMBtu/SqFt	\$11,673.85		

Energy

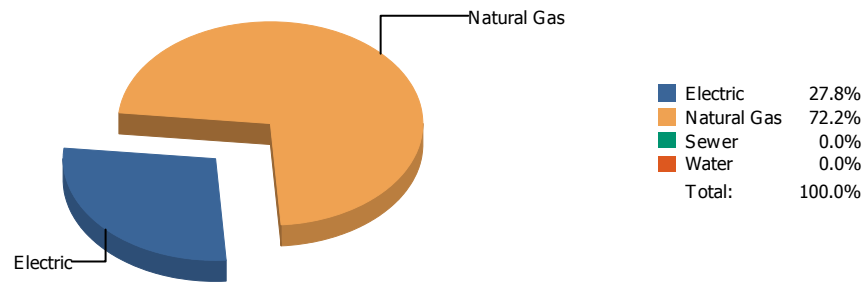


Cost

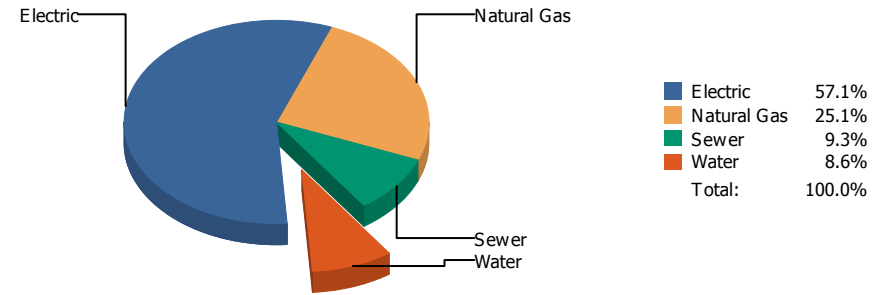


Commodity	Common Use	Energy Use	Energy Use / Area	Total Cost	Cost / Unit	Cost / Area
Place: [MILAM] MILAM 131 [BUILDING]						
Area: 63,641 SqFt						
Billing Period: Feb 2017						
ELECTRIC	17,640.00 kWh	60 MMBtu	0.001 MMBtu/SqFt	\$2,146.59	\$0.122 /kWh	\$0.034 /SqFt
SEWER	68.00 CCF			\$290.62	\$4.274 /CCF	\$0.005 /SqFt
WATER	97.00 CCF			\$342.73	\$3.533 /CCF	\$0.005 /SqFt
Totals:		60 MMBtu	0.001 MMBtu/SqFt	\$2,779.94		

Energy

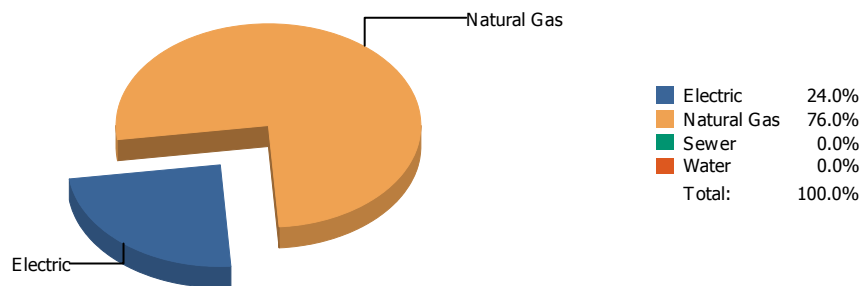


Cost

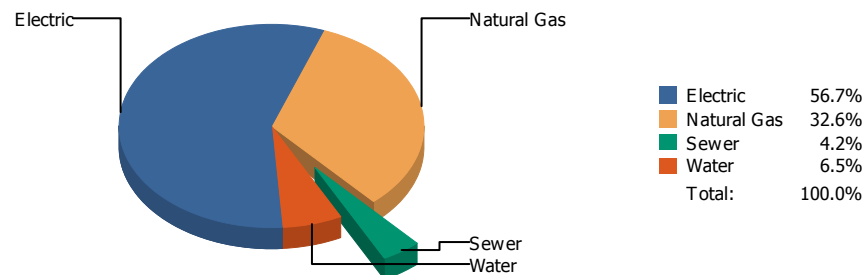


Commodity	Common Use	Energy Use	Energy Use / Area	Total Cost	Cost / Unit	Cost / Area
Place: [MOREHEAD] MOREHEAD 046 [BUILDING]						
Area: 119,353 SqFt						
Billing Period: Feb 2017						
ELECTRIC	63,474.00 kWh	217 MMBtu	0.002 MMBtu/SqFt	\$7,678.42	\$0.121 /kWh	\$0.064 /SqFt
NATURALGAS	5,455.00 CCF	562 MMBtu	0.005 MMBtu/SqFt	\$3,374.06	\$0.619 /CCF	\$0.028 /SqFt
SEWER	590.00 CCF			\$1,248.30	\$2.116 /CCF	\$0.010 /SqFt
WATER	510.00 CCF			\$1,151.74	\$2.258 /CCF	\$0.010 /SqFt
Totals:		779 MMBtu	0.007 MMBtu/SqFt	\$13,452.52		

Energy

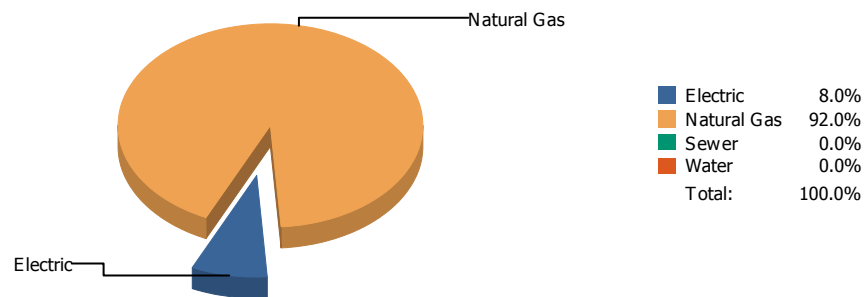


Cost

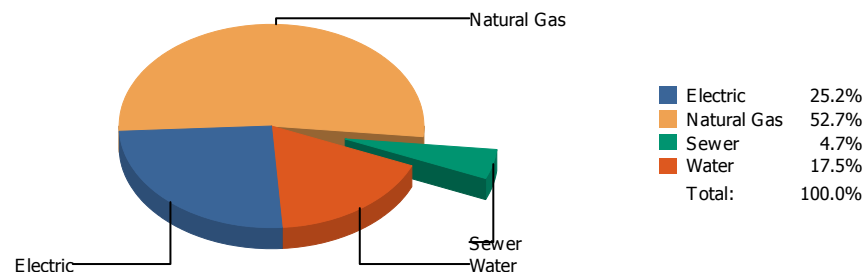


Commodity	Common Use	Energy Use	Energy Use / Area	Total Cost	Cost / Unit	Cost / Area
Place: [MOYE_2] HR MOYE [BUILDING]						
Area: 93,197 SqFt						
Billing Period: Feb 2017						
ELECTRIC	50,880.00 kWh	174 MMBtu	0.002 MMBtu/SqFt	\$5,745.91	\$0.113 /kWh	\$0.062 /SqFt
NATURALGAS	5,335.00 CCF	550 MMBtu	0.006 MMBtu/SqFt	\$3,302.20	\$0.619 /CCF	\$0.035 /SqFt
SEWER	91.00 CCF			\$424.95	\$4.670 /CCF	\$0.005 /SqFt
WATER	109.00 CCF			\$656.75	\$6.025 /CCF	\$0.007 /SqFt
Totals:		723 MMBtu	0.008 MMBtu/SqFt	\$10,129.81		

Energy

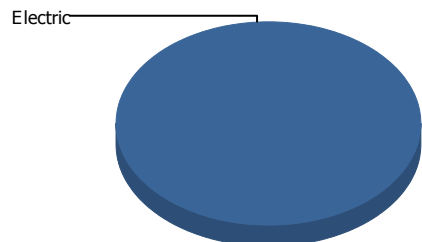


Cost



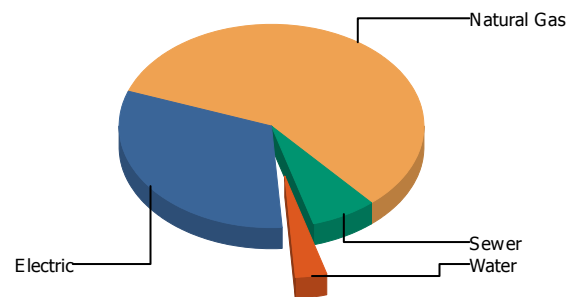
Commodity	Common Use	Energy Use	Energy Use / Area	Total Cost	Cost / Unit	Cost / Area
Place: [MULTI-MEDIA CENTER] MULTI-MEDIA CENTER [BUILDING]						
Area: 27,633 SqFt						
Billing Period: Feb 2017						
ELECTRIC	11,210.00 kWh	38 MMBtu	0.001 MMBtu/SqFt	\$1,284.73	\$0.115 /kWh	\$0.046 /SqFt
NATURALGAS	4,263.00 CCF	439 MMBtu	0.016 MMBtu/SqFt	\$2,686.52	\$0.630 /CCF	\$0.097 /SqFt
SEWER	96.00 CCF			\$239.11	\$2.491 /CCF	\$0.009 /SqFt
WATER	274.00 CCF			\$891.53	\$3.254 /CCF	\$0.032 /SqFt
Totals:		477 MMBtu	0.017 MMBtu/SqFt	\$5,101.89		

Energy



Electric	100.0%
Natural Gas	0.0%
Sewer	0.0%
Water	0.0%
Total:	100.0%

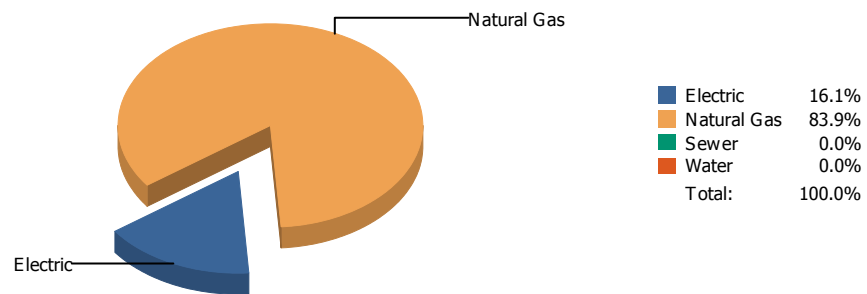
Cost



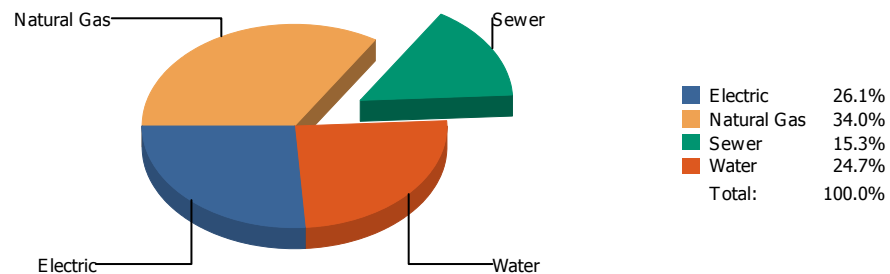
Electric	31.7%
Natural Gas	57.9%
Sewer	7.1%
Water	3.3%
Total:	100.0%

Commodity	Common Use	Energy Use	Energy Use / Area	Total Cost	Cost / Unit	Cost / Area
Place: [NE AREA OFFICES] N.E. AREA OFFICES 882 [BUILDING]						
Area: 7,328 SqFt						
Billing Period: Feb 2017						
ELECTRIC	1,760.00 kWh	6 MMBtu	0.001 MMBtu/SqFt	\$235.58	\$0.134 /kWh	\$0.032 /SqFt
NATURALGAS	0.00 CCF	0 MMBtu	0.000 MMBtu/SqFt	\$430.12	\$0.000 /CCF	\$0.058 /SqFt
SEWER	1.00 CCF			\$52.40	\$52.400 /CCF	\$0.007 /SqFt
WATER	0.00 CCF			\$24.80	\$0.000 /CCF	\$0.003 /SqFt
Totals:		6 MMBtu	0.001 MMBtu/SqFt	\$742.90		

Energy

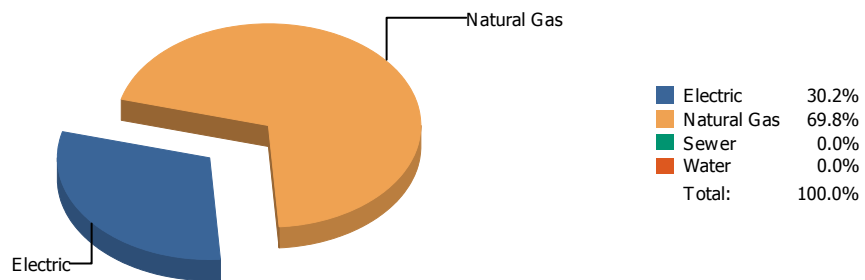


Cost

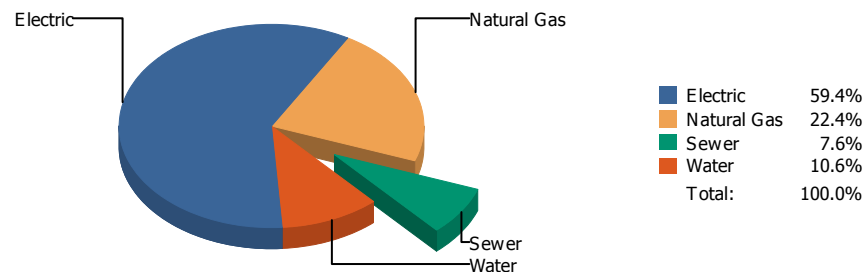


Commodity	Common Use	Energy Use	Energy Use / Area	Total Cost	Cost / Unit	Cost / Area
Place: [NE TRANSPORTATION] N.E. TRANSPORTATION 826 [BUILDING]						
Area: 5,995 SqFt						
Billing Period: Feb 2017						
ELECTRIC	5,081.00 kWh	17 MMBtu	0.003 MMBtu/SqFt	\$575.21	\$0.113 /kWh	\$0.096 /SqFt
NATURALGAS	877.00 CCF	90 MMBtu	0.015 MMBtu/SqFt	\$749.22	\$0.854 /CCF	\$0.125 /SqFt
SEWER	38.00 CCF			\$337.50	\$8.882 /CCF	\$0.056 /SqFt
WATER	103.00 CCF			\$544.83	\$5.290 /CCF	\$0.091 /SqFt
Totals:		108 MMBtu	0.018 MMBtu/SqFt	\$2,206.76		

Energy

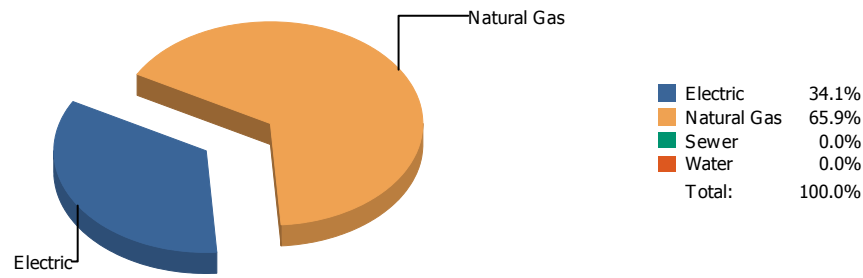


Cost

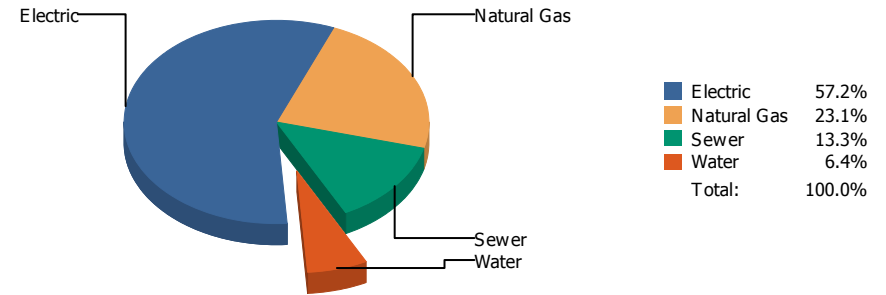


Commodity	Common Use	Energy Use	Energy Use / Area	Total Cost	Cost / Unit	Cost / Area
Place: [NEWMAN] NEWMAN ELEMENTARY 133 [BUILDING]						
Area: 73,291 SqFt						
Billing Period: Feb 2017						
ELECTRIC	33,281.00 kWh	114 MMBtu	0.002 MMBtu/SqFt	\$4,949.04	\$0.149 /kWh	\$0.067 /SqFt
NATURALGAS	2,548.00 CCF	262 MMBtu	0.004 MMBtu/SqFt	\$1,861.60	\$0.731 /CCF	\$0.025 /SqFt
SEWER	298.00 CCF			\$636.56	\$2.136 /CCF	\$0.009 /SqFt
WATER	369.00 CCF			\$879.00	\$2.382 /CCF	\$0.012 /SqFt
Totals:		376 MMBtu	0.005 MMBtu/SqFt	\$8,326.20		

Energy

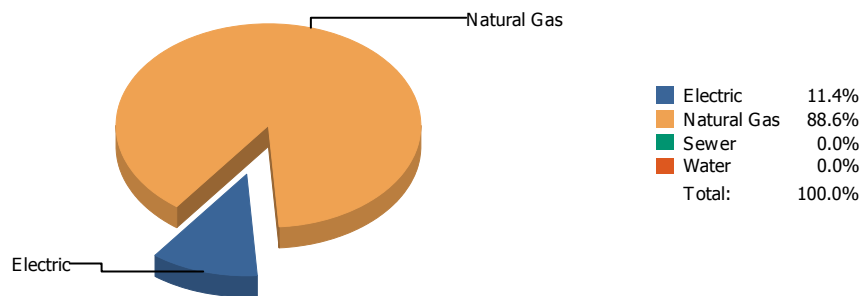


Cost

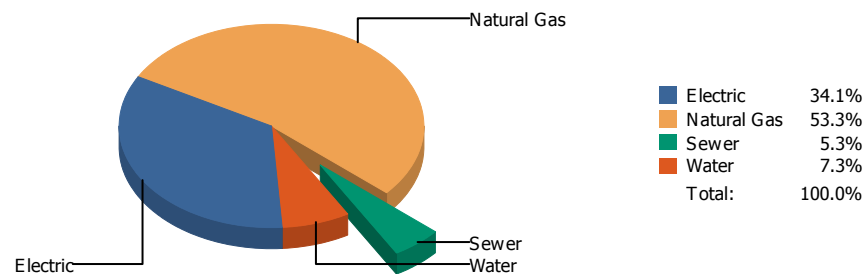


Commodity	Common Use	Energy Use	Energy Use / Area	Total Cost	Cost / Unit	Cost / Area
Place: [NIXON] L.A. NIXON 161 [BUILDING]						
Area: 76,873 SqFt						
Billing Period: Feb 2017						
ELECTRIC	40,840.00 kWh	139 MMBtu	0.002 MMBtu/SqFt	\$4,432.38	\$0.109 /kWh	\$0.058 /SqFt
NATURALGAS	2,611.00 CCF	269 MMBtu	0.003 MMBtu/SqFt	\$1,789.44	\$0.685 /CCF	\$0.023 /SqFt
SEWER	428.00 CCF			\$1,029.48	\$2.405 /CCF	\$0.013 /SqFt
WATER	95.00 CCF			\$496.81	\$5.230 /CCF	\$0.006 /SqFt
Totals:		408 MMBtu	0.005 MMBtu/SqFt	\$7,748.11		

Energy

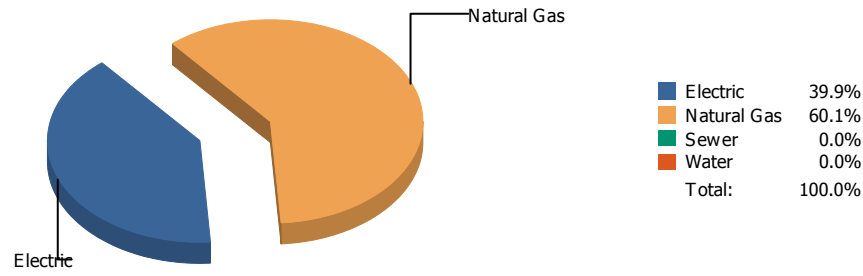


Cost

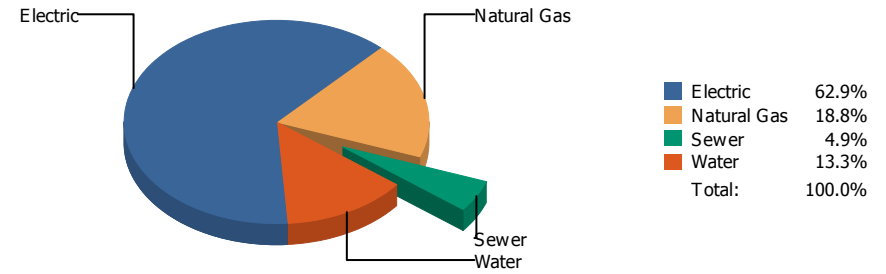


Commodity	Common Use	Energy Use	Energy Use / Area	Total Cost	Cost / Unit	Cost / Area
Place: [OCC. CTR] OCCUPATIONAL CTR. [BUILDING]						
Area: 11,845 SqFt						
Billing Period: Feb 2017						
ELECTRIC	3,900.00 kWh	13 MMBtu	0.001 MMBtu/SqFt	\$461.60	\$0.118 /kWh	\$0.039 /SqFt
NATURALGAS	1,002.00 CCF	103 MMBtu	0.009 MMBtu/SqFt	\$721.93	\$0.720 /CCF	\$0.061 /SqFt
SEWER	5.00 CCF			\$72.40	\$14.480 /CCF	\$0.006 /SqFt
WATER	8.00 CCF			\$98.56	\$12.320 /CCF	\$0.008 /SqFt
Totals:		117 MMBtu	0.010 MMBtu/SqFt	\$1,354.49		

Energy

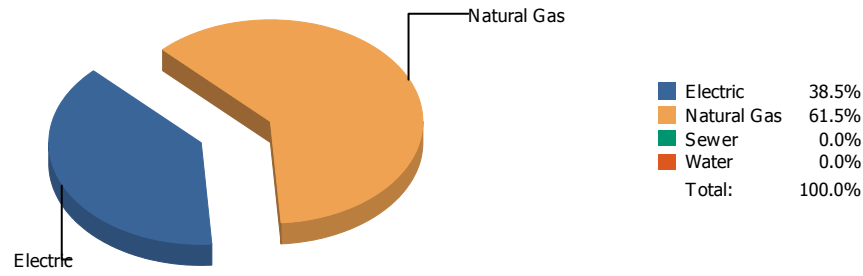


Cost

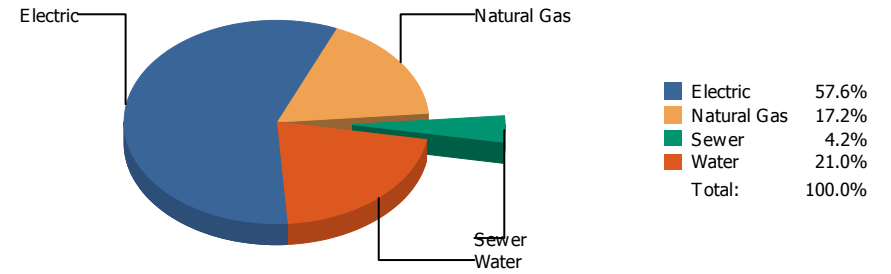


Commodity	Common Use	Energy Use	Energy Use / Area	Total Cost	Cost / Unit	Cost / Area
Place: [PARK] PARK 134 [BUILDING]						
Area: 63,609 SqFt						
Billing Period: Feb 2017						
ELECTRIC	42,914.00 kWh	146 MMBtu	0.002 MMBtu/SqFt	\$5,063.72	\$0.118 /kWh	\$0.080 /SqFt
NATURALGAS	2,142.00 CCF	221 MMBtu	0.003 MMBtu/SqFt	\$1,514.90	\$0.707 /CCF	\$0.024 /SqFt
SEWER	104.00 CCF			\$397.17	\$3.819 /CCF	\$0.006 /SqFt
WATER	243.00 CCF			\$1,068.27	\$4.396 /CCF	\$0.017 /SqFt
Totals:		367 MMBtu	0.006 MMBtu/SqFt	\$8,044.06		

Energy

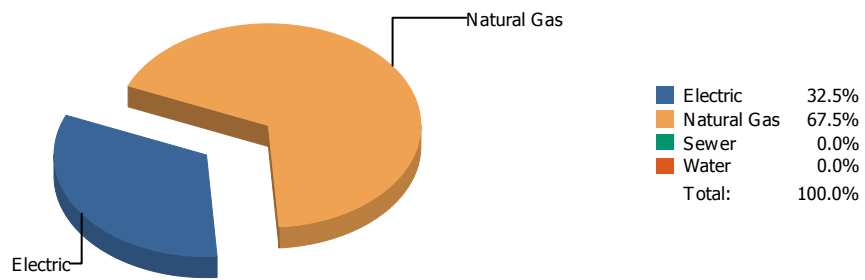


Cost

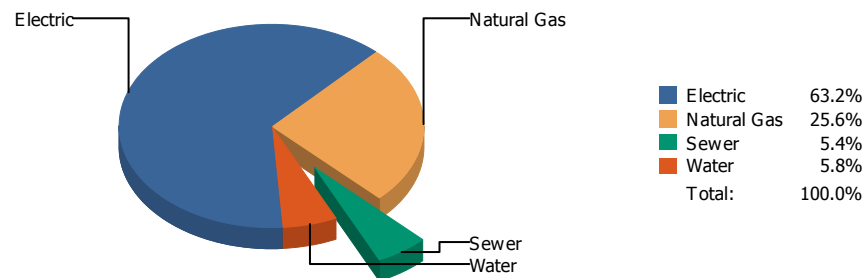


Commodity	Common Use	Energy Use	Energy Use / Area	Total Cost	Cost / Unit	Cost / Area
Place: [PAUL MORENO_1] PAUL MORENO 167 [BUILDING]						
Area: 87,824 SqFt						
Billing Period: Feb 2017						
ELECTRIC	49,200.00 kWh	168 MMBtu	0.002 MMBtu/SqFt	\$5,991.03	\$0.122 /kWh	\$0.068 /SqFt
NATURALGAS	2,604.00 CCF	268 MMBtu	0.003 MMBtu/SqFt	\$1,787.52	\$0.686 /CCF	\$0.020 /SqFt
SEWER	116.00 CCF			\$433.97	\$3.741 /CCF	\$0.005 /SqFt
WATER	389.00 CCF			\$2,185.61	\$5.619 /CCF	\$0.025 /SqFt
Totals:		436 MMBtu	0.005 MMBtu/SqFt	\$10,398.13		

Energy

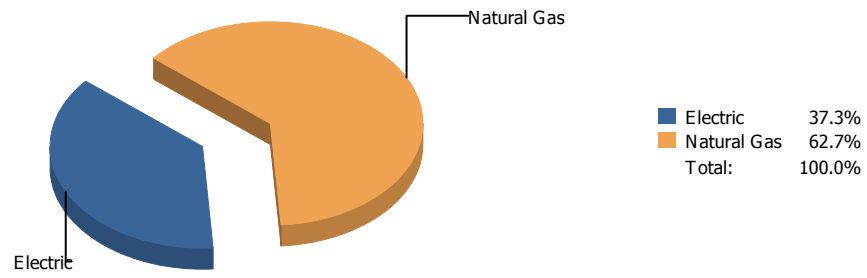


Cost

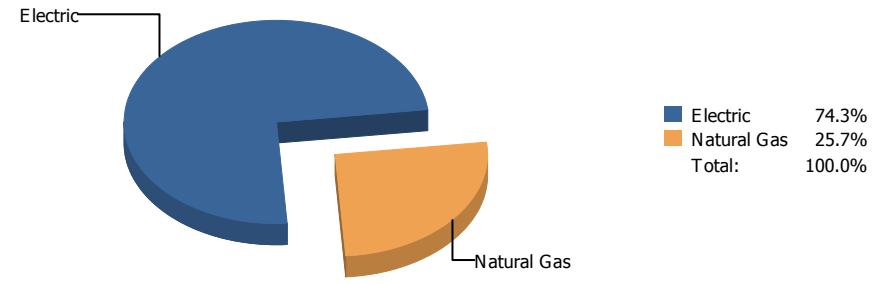


Commodity	Common Use	Energy Use	Energy Use / Area	Total Cost	Cost / Unit	Cost / Area
Place: [POLK] POLK 159 [BUILDING]						
Area: 67,321 SqFt						
Billing Period: Feb 2017						
ELECTRIC	39,560.00 kWh	135 MMBtu	0.002 MMBtu/SqFt	\$4,598.02	\$0.116 /kWh	\$0.068 /SqFt
NATURALGAS	2,723.00 CCF	280 MMBtu	0.004 MMBtu/SqFt	\$1,861.75	\$0.684 /CCF	\$0.028 /SqFt
SEWER	132.00 CCF			\$396.22	\$3.002 /CCF	\$0.006 /SqFt
WATER	140.00 CCF			\$422.71	\$3.019 /CCF	\$0.006 /SqFt
Totals:		415 MMBtu	0.006 MMBtu/SqFt	\$7,278.70		

Energy

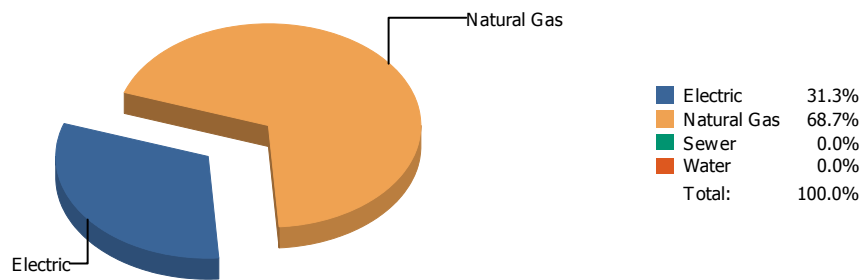


Cost

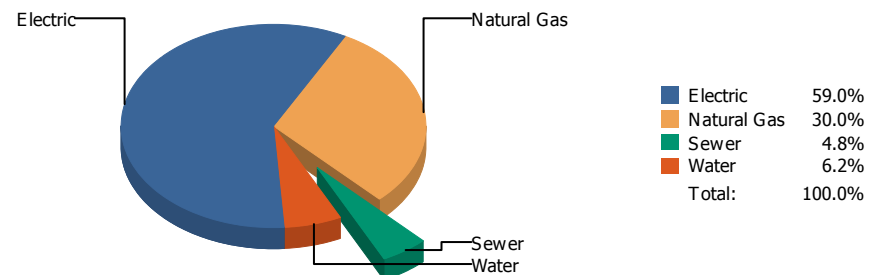


Commodity	Common Use	Energy Use	Energy Use / Area	Total Cost	Cost / Unit	Cost / Area
Place: [POWELL_2] POWELL		175 [BUILDING]				
Area: 79,770 SqFt						
Billing Period: Feb 2017						
ELECTRIC	48,000.00 kWh	164 MMBtu	0.002 MMBtu/SqFt	\$4,960.48	\$0.103 /kWh	\$0.062 /SqFt
NATURALGAS	2,677.00 CCF	276 MMBtu	0.003 MMBtu/SqFt	\$1,716.03	\$0.641 /CCF	\$0.022 /SqFt
Totals:		440 MMBtu	0.006 MMBtu/SqFt	\$6,676.51		

Energy

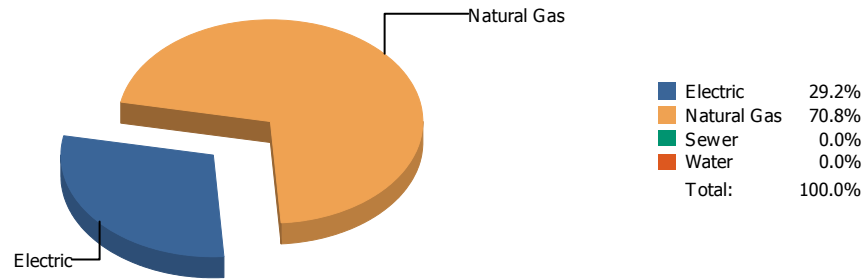


Cost

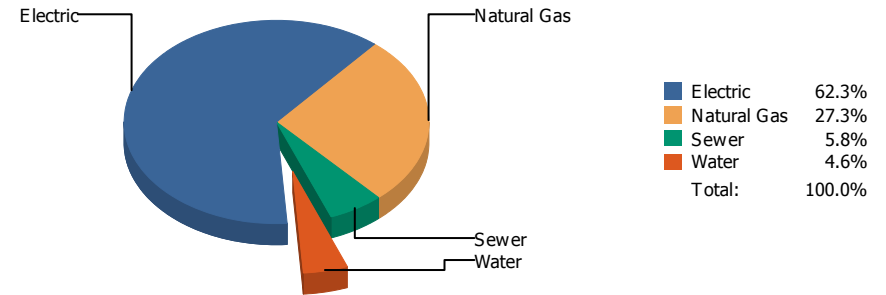


Commodity	Common Use	Energy Use	Energy Use / Area	Total Cost	Cost / Unit	Cost / Area
Place: [PROFESSIONAL DEV] EPISD PROF DEVELOPMENT CENTER931 [BUILDING]						
Area: 18,400 SqFt						
Billing Period: Feb 2017						
ELECTRIC	10,480.00 kWh	36 MMBtu	0.002 MMBtu/SqFt	\$1,138.65	\$0.109 /kWh	\$0.062 /SqFt
NATURALGAS	763.00 CCF	79 MMBtu	0.004 MMBtu/SqFt	\$577.93	\$0.757 /CCF	\$0.031 /SqFt
SEWER	17.00 CCF			\$92.20	\$5.424 /CCF	\$0.005 /SqFt
WATER	20.00 CCF			\$120.36	\$6.018 /CCF	\$0.007 /SqFt
Totals:		114 MMBtu	0.006 MMBtu/SqFt	\$1,929.14		

Energy

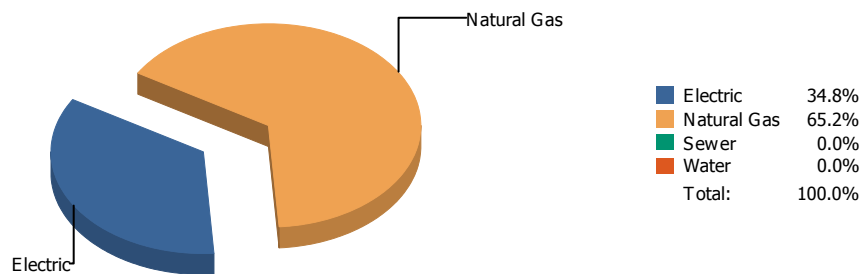


Cost

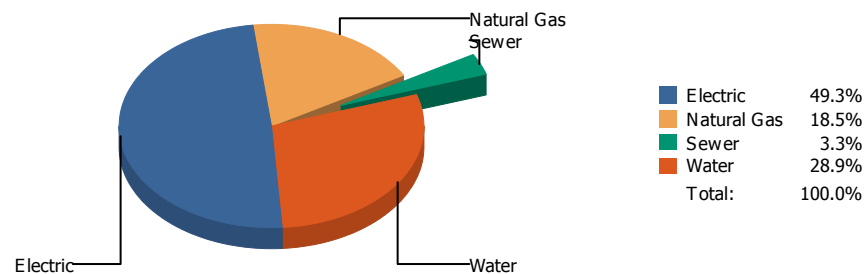


Commodity	Common Use	Energy Use	Energy Use / Area	Total Cost	Cost / Unit	Cost / Area
Place: [PUTNAM] PUTNAM 135 [BUILDING]						
Area: 61,978 SqFt						
Billing Period: Feb 2017						
ELECTRIC	37,702.00 kWh	129 MMBtu	0.002 MMBtu/SqFt	\$4,655.32	\$0.123 /kWh	\$0.075 /SqFt
NATURALGAS	3,030.00 CCF	312 MMBtu	0.005 MMBtu/SqFt	\$2,038.14	\$0.673 /CCF	\$0.033 /SqFt
SEWER	206.00 CCF			\$434.19	\$2.108 /CCF	\$0.007 /SqFt
WATER	141.00 CCF			\$345.94	\$2.453 /CCF	\$0.005 /SqFt
Totals:		441 MMBtu	0.007 MMBtu/SqFt	\$7,473.59		

Energy

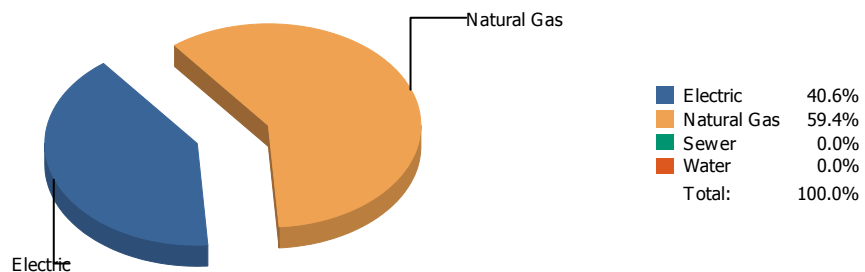


Cost

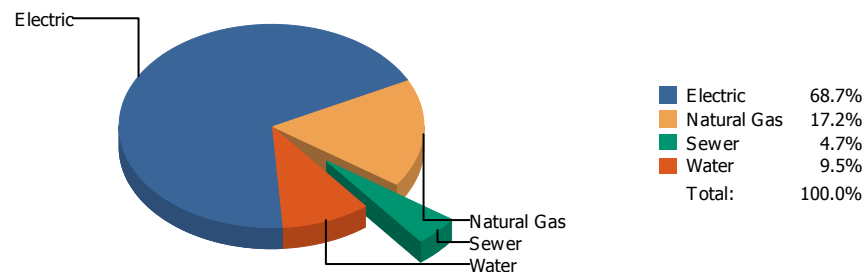


Commodity	Common Use	Energy Use	Energy Use / Area	Total Cost	Cost / Unit	Cost / Area
Place: [RICHARDS] RICHARDSON [BUILDING]						
Area: 115,872 SqFt						
Billing Period: Feb 2017						
ELECTRIC	94,800.00 kWh	324 MMBtu	0.003 MMBtu/SqFt	\$9,668.26	\$0.102 /kWh	\$0.083 /SqFt
NATURALGAS	5,885.00 CCF	606 MMBtu	0.005 MMBtu/SqFt	\$3,630.68	\$0.617 /CCF	\$0.031 /SqFt
SEWER	287.00 CCF			\$651.97	\$2.272 /CCF	\$0.006 /SqFt
WATER	953.00 CCF			\$5,668.26	\$5.948 /CCF	\$0.049 /SqFt
Totals:		930 MMBtu	0.008 MMBtu/SqFt	\$19,619.17		

Energy

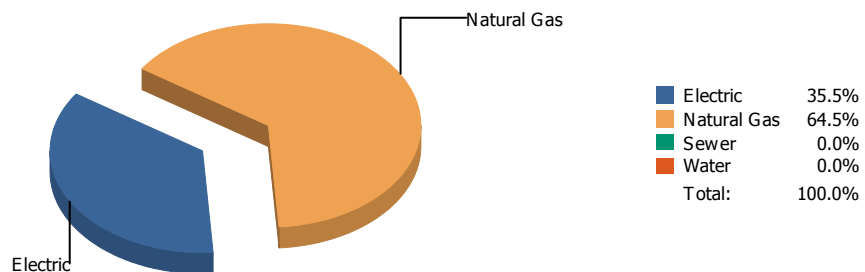


Cost

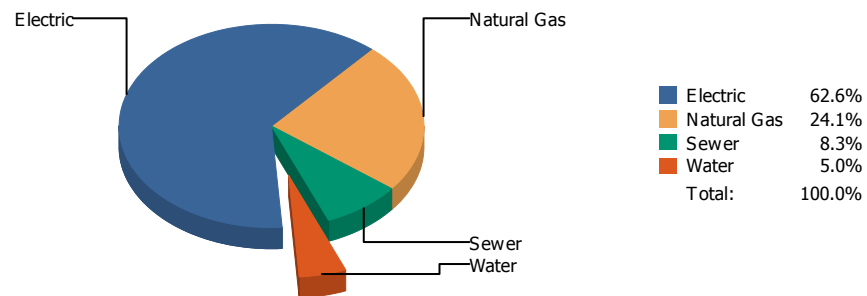


Commodity	Common Use	Energy Use	Energy Use / Area	Total Cost	Cost / Unit	Cost / Area
Place: [RIVERA] RIVERA 156 [BUILDING]						
Area: 77,562 SqFt						
Billing Period: Feb 2017						
ELECTRIC	50,160.00 kWh	171 MMBtu	0.002 MMBtu/SqFt	\$6,259.11	\$0.125 /kWh	\$0.081 /SqFt
NATURALGAS	2,427.00 CCF	250 MMBtu	0.003 MMBtu/SqFt	\$1,566.82	\$0.646 /CCF	\$0.020 /SqFt
SEWER	149.00 CCF			\$424.27	\$2.847 /CCF	\$0.005 /SqFt
WATER	205.00 CCF			\$862.90	\$4.209 /CCF	\$0.011 /SqFt
Totals:		421 MMBtu	0.005 MMBtu/SqFt	\$9,113.10		

Energy

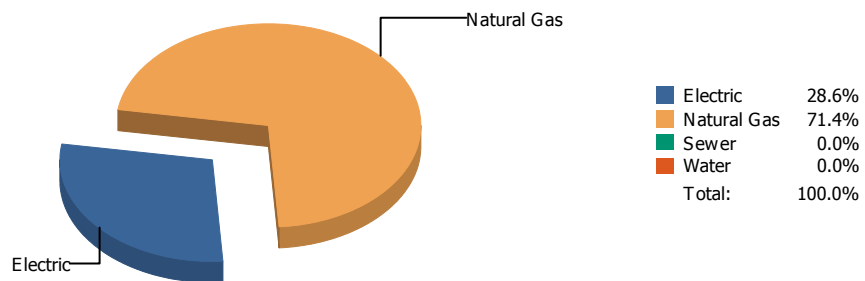


Cost

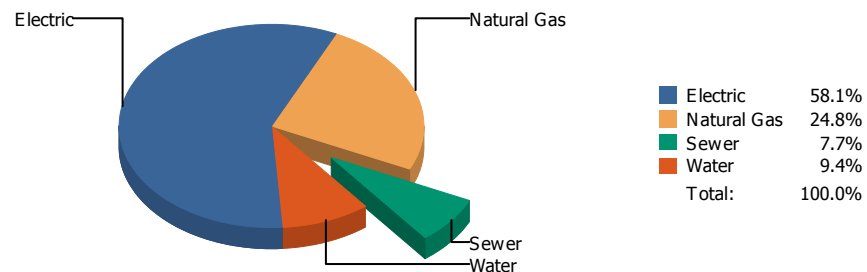


Commodity	Common Use	Energy Use	Energy Use / Area	Total Cost	Cost / Unit	Cost / Area
Place: [ROBERTS] ROBERTS 136 [BUILDING]						
Area: 81,457 SqFt						
Billing Period: Feb 2017						
ELECTRIC	49,820.00 kWh	170 MMBtu	0.002 MMBtu/SqFt	\$4,953.40	\$0.099 /kWh	\$0.061 /SqFt
NATURALGAS	2,995.00 CCF	308 MMBtu	0.004 MMBtu/SqFt	\$1,905.82	\$0.636 /CCF	\$0.023 /SqFt
SEWER	290.00 CCF			\$656.92	\$2.265 /CCF	\$0.008 /SqFt
WATER	103.00 CCF			\$394.50	\$3.830 /CCF	\$0.005 /SqFt
Totals:		479 MMBtu	0.006 MMBtu/SqFt	\$7,910.64		

Energy

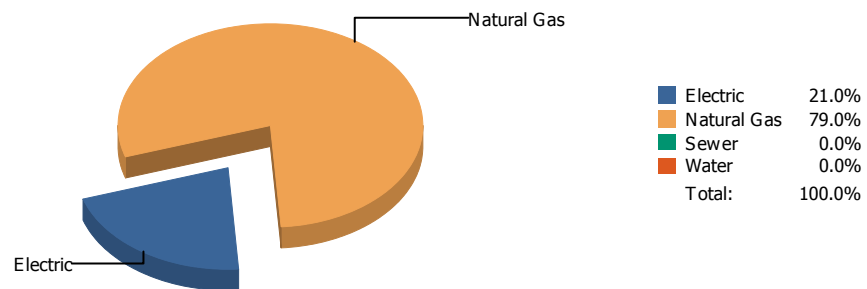


Cost

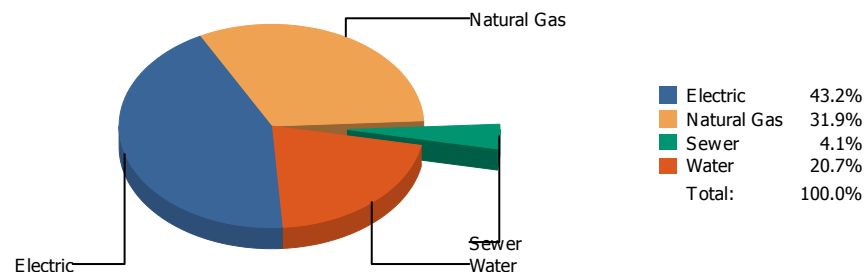


Commodity	Common Use	Energy Use	Energy Use / Area	Total Cost	Cost / Unit	Cost / Area
Place: [ROSS] ROSS 042 [BUILDING]						
Area: 131,497 SqFt						
Billing Period: Feb 2017						
ELECTRIC	57,758.00 kWh	197 MMBtu	0.001 MMBtu/SqFt	\$7,028.74	\$0.122 /kWh	\$0.053 /SqFt
NATURALGAS	4,783.00 CCF	493 MMBtu	0.004 MMBtu/SqFt	\$2,999.81	\$0.627 /CCF	\$0.023 /SqFt
SEWER	454.00 CCF			\$927.52	\$2.043 /CCF	\$0.007 /SqFt
WATER	523.00 CCF			\$1,135.09	\$2.170 /CCF	\$0.009 /SqFt
Totals:		690 MMBtu	0.005 MMBtu/SqFt	\$12,091.16		

Energy

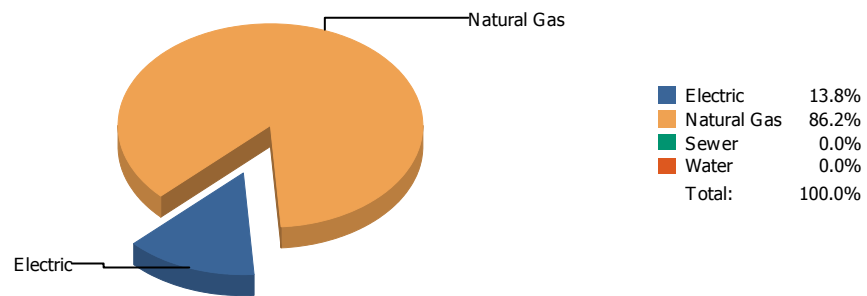


Cost

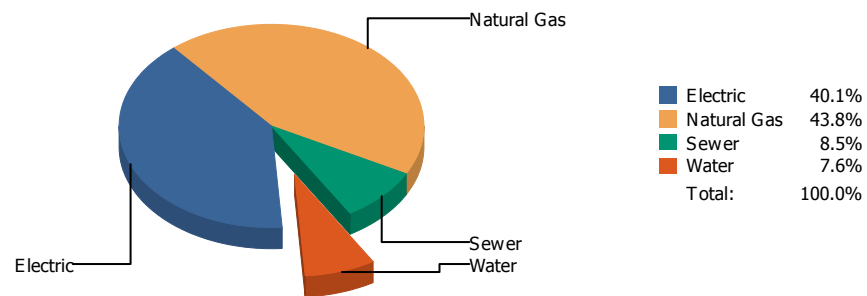


Commodity	Common Use	Energy Use	Energy Use / Area	Total Cost	Cost / Unit	Cost / Area
Place: [RUSK] RUSK 138 [BUILDING]						
Area: 67,240 SqFt						
Billing Period: Feb 2017						
ELECTRIC	23,281.00 kWh	79 MMBtu	0.001 MMBtu/SqFt	\$2,807.36	\$0.121 /kWh	\$0.041 /SqFt
NATURALGAS	2,899.00 CCF	299 MMBtu	0.004 MMBtu/SqFt	\$2,074.32	\$0.716 /CCF	\$0.031 /SqFt
SEWER	57.00 CCF			\$268.57	\$4.712 /CCF	\$0.004 /SqFt
WATER	271.00 CCF			\$1,346.20	\$4.968 /CCF	\$0.020 /SqFt
Totals:		378 MMBtu	0.006 MMBtu/SqFt	\$6,496.45		

Energy

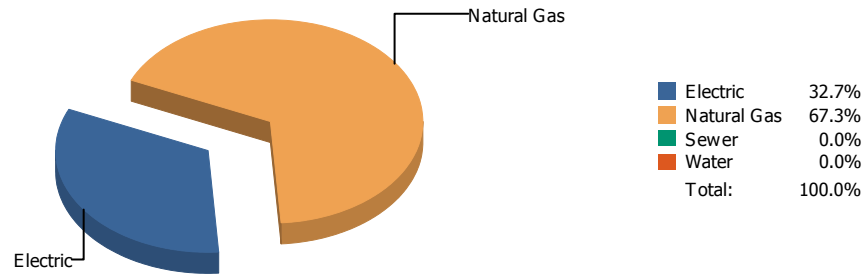


Cost

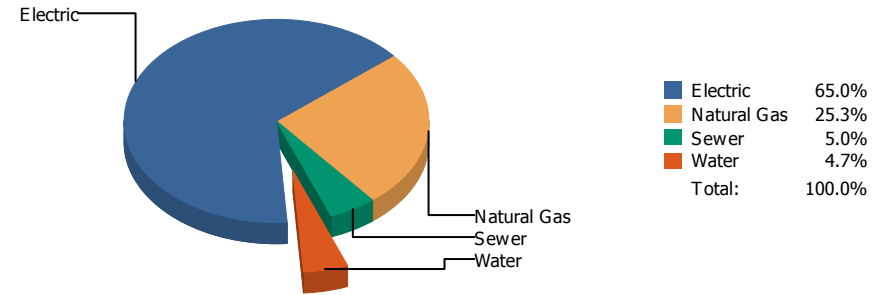


Commodity	Common Use	Energy Use	Energy Use / Area	Total Cost	Cost / Unit	Cost / Area
Place: [SAN JAC] SAN JACINTO 139 [BUILDING]						
Area: 29,589 SqFt						
Billing Period: Feb 2017						
ELECTRIC	5,200.00 kWh	18 MMBtu	0.001 MMBtu/SqFt	\$703.85	\$0.135 /kWh	\$0.024 /SqFt
NATURALGAS	1,079.00 CCF	111 MMBtu	0.004 MMBtu/SqFt	\$768.30	\$0.712 /CCF	\$0.026 /SqFt
SEWER	41.00 CCF			\$148.36	\$3.619 /CCF	\$0.005 /SqFt
WATER	28.00 CCF			\$133.29	\$4.760 /CCF	\$0.005 /SqFt
Totals:		129 MMBtu	0.004 MMBtu/SqFt	\$1,753.80		

Energy

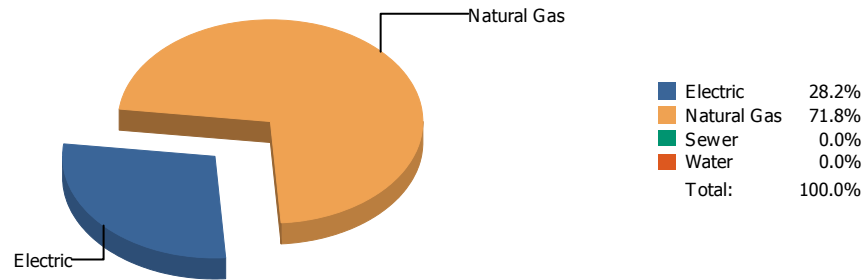


Cost

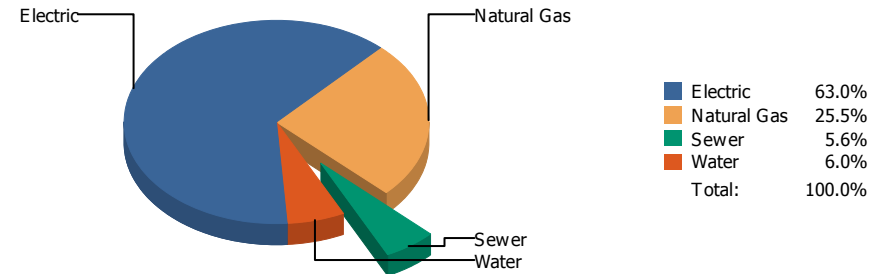


Commodity	Common Use	Energy Use	Energy Use / Area	Total Cost	Cost / Unit	Cost / Area
Place: [SCHUSTER] SCHUSTER 140 [BUILDING]						
Area: 34,371 SqFt						
Billing Period: Feb 2017						
ELECTRIC	20,570.00 kWh	70 MMBtu	0.002 MMBtu/SqFt	\$2,445.19	\$0.119 /kWh	\$0.071 /SqFt
NATURALGAS	1,400.00 CCF	144 MMBtu	0.004 MMBtu/SqFt	\$953.85	\$0.681 /CCF	\$0.028 /SqFt
SEWER	65.00 CCF			\$187.96	\$2.892 /CCF	\$0.005 /SqFt
WATER	51.00 CCF			\$176.07	\$3.452 /CCF	\$0.005 /SqFt
Totals:		214 MMBtu	0.006 MMBtu/SqFt	\$3,763.07		

Energy

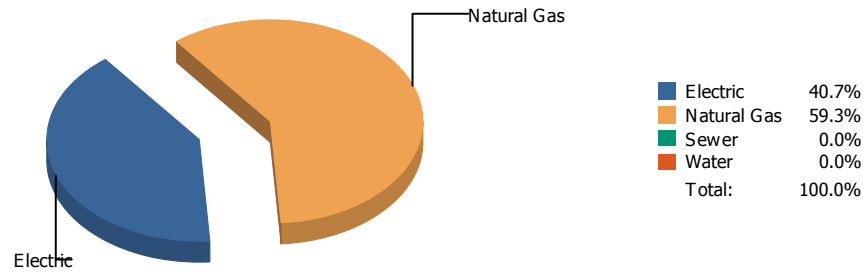


Cost

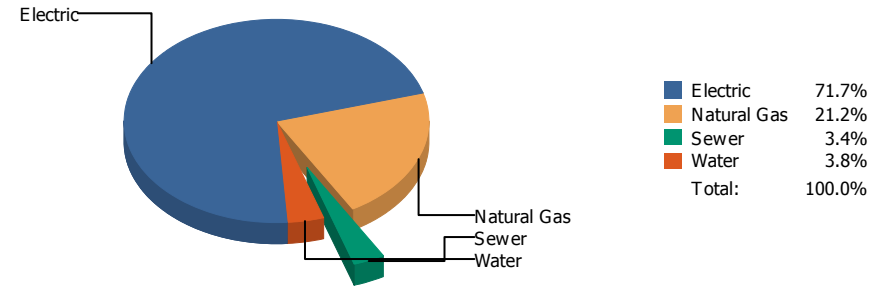


Commodity	Common Use	Energy Use	Energy Use / Area	Total Cost	Cost / Unit	Cost / Area
Place: [STANTON] STANTON 141 [BUILDING]						
Area: 75,957 SqFt						
Billing Period: Feb 2017						
ELECTRIC	25,482.00 kWh	87 MMBtu	0.001 MMBtu/SqFt	\$3,754.42	\$0.147 /kWh	\$0.049 /SqFt
NATURALGAS	2,153.00 CCF	222 MMBtu	0.003 MMBtu/SqFt	\$1,517.13	\$0.705 /CCF	\$0.020 /SqFt
SEWER	113.00 CCF			\$331.31	\$2.932 /CCF	\$0.004 /SqFt
WATER	119.00 CCF			\$357.42	\$3.004 /CCF	\$0.005 /SqFt
Totals:		309 MMBtu	0.004 MMBtu/SqFt	\$5,960.28		

Energy

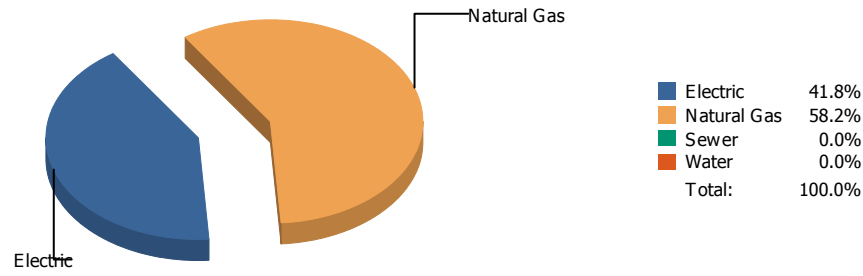


Cost

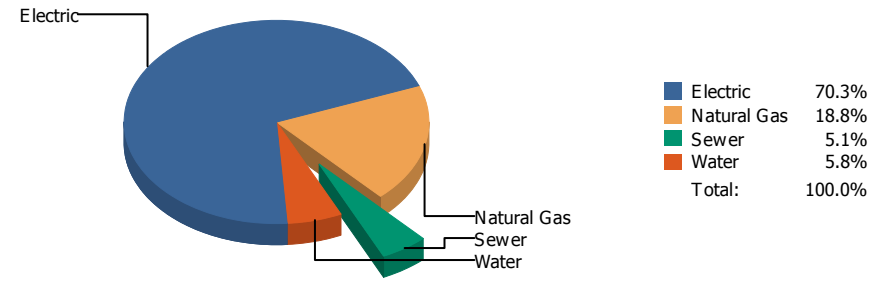


Commodity	Common Use	Energy Use	Energy Use / Area	Total Cost	Cost / Unit	Cost / Area
Place: [SUNSET HIGH_1] SUNSET HIGH SCHOOL [BUILDING]						
Area: 33,263 SqFt						
Billing Period: Feb 2017						
ELECTRIC	21,920.00 kWh	75 MMBtu	0.002 MMBtu/SqFt	\$2,538.18	\$0.116 /kWh	\$0.076 /SqFt
NATURALGAS	1,059.00 CCF	109 MMBtu	0.003 MMBtu/SqFt	\$750.34	\$0.709 /CCF	\$0.023 /SqFt
SEWER	24.00 CCF			\$120.31	\$5.013 /CCF	\$0.004 /SqFt
WATER	28.00 CCF			\$133.29	\$4.760 /CCF	\$0.004 /SqFt
Totals:		184 MMBtu	0.006 MMBtu/SqFt	\$3,542.12		

Energy

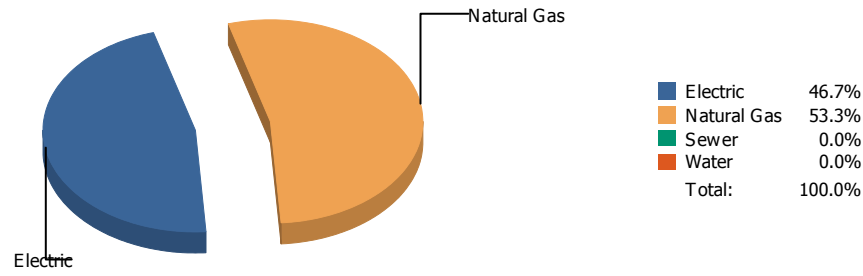


Cost

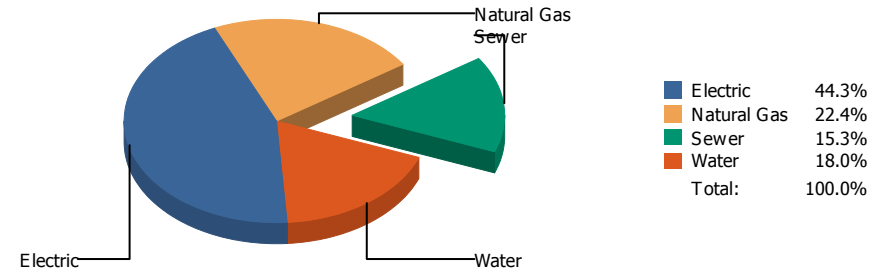


Commodity	Common Use	Energy Use	Energy Use / Area	Total Cost	Cost / Unit	Cost / Area
Place: [TELLES] R. TELLES ACADEMY 027 [BUILDING]						
Area: 38,000 SqFt						
Billing Period: Feb 2017						
ELECTRIC	30,200.00 kWh	103 MMBtu	0.003 MMBtu/SqFt	\$3,589.15	\$0.119 /kWh	\$0.094 /SqFt
NATURALGAS	1,395.00 CCF	144 MMBtu	0.004 MMBtu/SqFt	\$958.71	\$0.687 /CCF	\$0.025 /SqFt
SEWER	49.00 CCF			\$259.27	\$5.291 /CCF	\$0.007 /SqFt
WATER	57.00 CCF			\$296.62	\$5.204 /CCF	\$0.008 /SqFt
Totals:		247 MMBtu	0.006 MMBtu/SqFt	\$5,103.75		

Energy

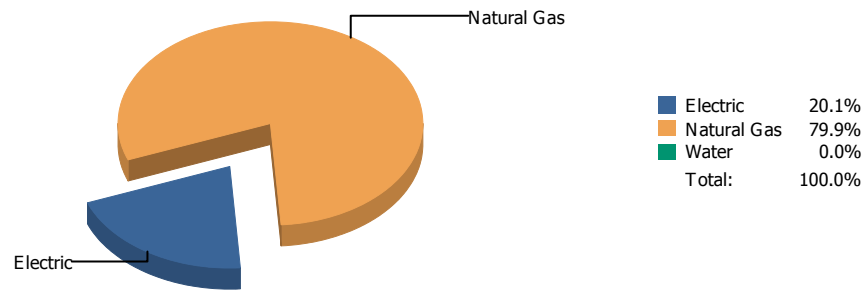


Cost

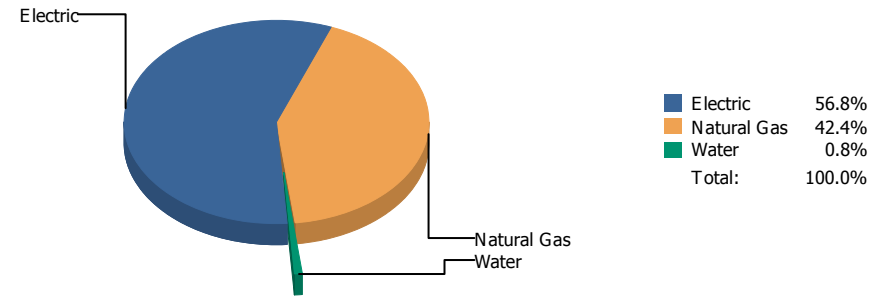


Commodity	Common Use	Energy Use	Energy Use / Area	Total Cost	Cost / Unit	Cost / Area
Place: [TENNISCENTER_2] TENNIS CENTER 000 [BUILDING]						
Area: 3,867 SqFt						
Billing Period: Feb 2017						
ELECTRIC	766.00 kWh	3 MMBtu	0.001 MMBtu/SqFt	\$248.58	\$0.325 /kWh	\$0.064 /SqFt
NATURALGAS	29.00 CCF	3 MMBtu	0.001 MMBtu/SqFt	\$125.45	\$4.326 /CCF	\$0.032 /SqFt
SEWER	3.00 CCF			\$85.66	\$28.553 /CCF	\$0.022 /SqFt
WATER	8.00 CCF			\$101.21	\$12.651 /CCF	\$0.026 /SqFt
Totals:		6 MMBtu	0.001 MMBtu/SqFt	\$560.90		

Energy

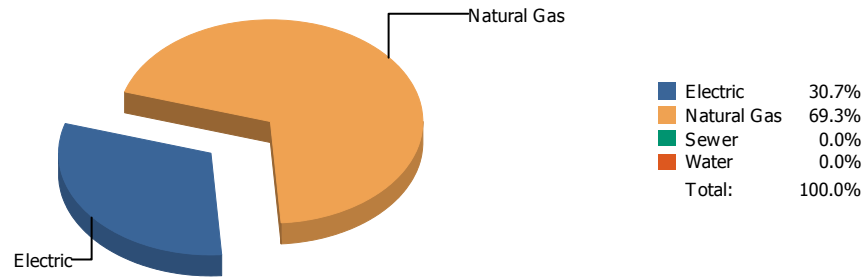


Cost

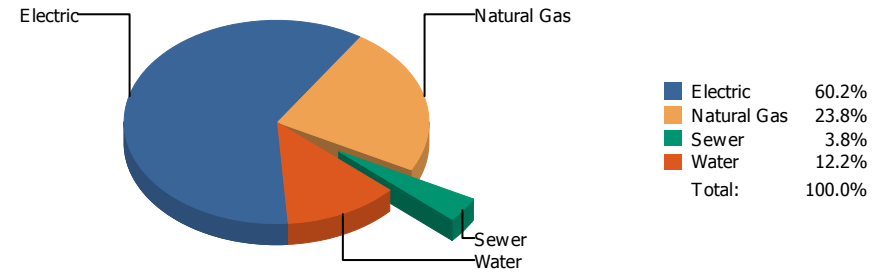


Commodity	Common Use	Energy Use	Energy Use / Area	Total Cost	Cost / Unit	Cost / Area
Place: [TERRACE] TERRACE HILLS 048 [BUILDING]						
Area: 138,021 SqFt						
Billing Period: Feb 2017						
ELECTRIC	28,200.00 kWh	96 MMBtu	0.001 MMBtu/SqFt	\$3,282.36	\$0.116 /kWh	\$0.024 /SqFt
NATURALGAS	3,705.00 CCF	382 MMBtu	0.003 MMBtu/SqFt	\$2,448.14	\$0.661 /CCF	\$0.018 /SqFt
WATER	0.00 CCF			\$47.14	\$0.000 /CCF	\$0.000 /SqFt
Totals:		478 MMBtu	0.003 MMBtu/SqFt	\$5,777.64		

Energy

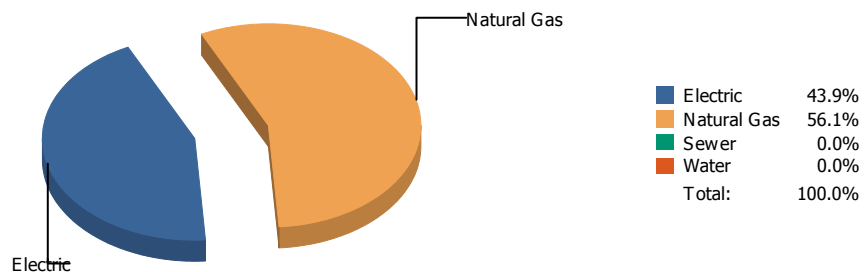


Cost

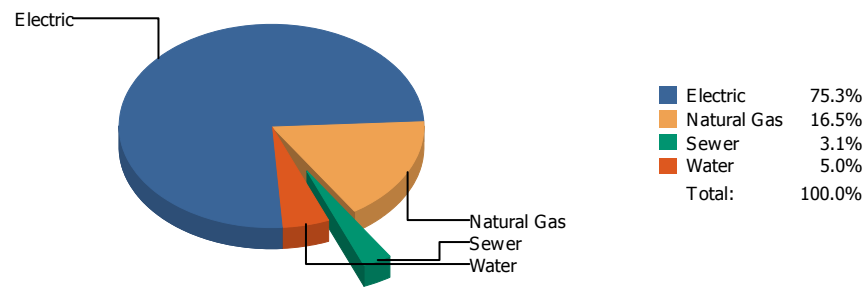


Commodity	Common Use	Energy Use	Energy Use / Area	Total Cost	Cost / Unit	Cost / Area
Place: [TIPPENELEMENTARY] TIPPIN ELEMENTARY 168 [BUILDING]						
Area: 88,360 SqFt						
Billing Period: Feb 2017						
ELECTRIC	60,480.00 kWh	206 MMBtu	0.002 MMBtu/SqFt	\$7,144.52	\$0.118 /kWh	\$0.081 /SqFt
NATURALGAS	4,522.00 CCF	466 MMBtu	0.005 MMBtu/SqFt	\$2,816.97	\$0.623 /CCF	\$0.032 /SqFt
SEWER	166.00 CCF			\$452.32	\$2.725 /CCF	\$0.005 /SqFt
WATER	204.00 CCF			\$1,446.96	\$7.093 /CCF	\$0.016 /SqFt
Totals:		672 MMBtu	0.008 MMBtu/SqFt	\$11,860.77		

Energy

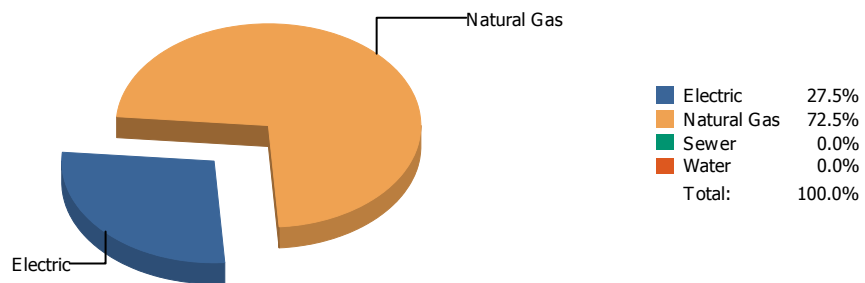


Cost

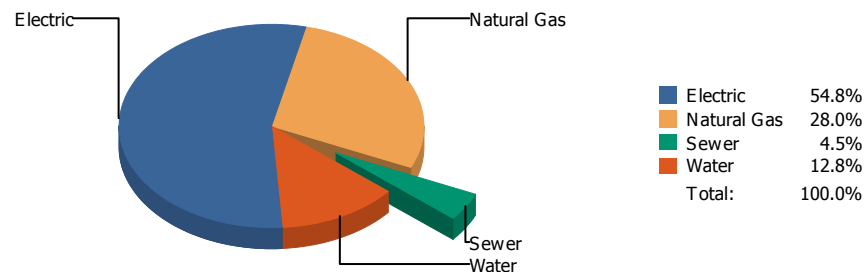


Commodity	Common Use	Energy Use	Energy Use / Area	Total Cost	Cost / Unit	Cost / Area
Place: [TOMLEA_2] TOM LEA 178 [BUILDING]						
Area: 88,828 SqFt						
Billing Period: Feb 2017						
ELECTRIC	72,760.00 kWh	248 MMBtu	0.003 MMBtu/SqFt	\$8,899.23	\$0.122 /kWh	\$0.100 /SqFt
NATURALGAS	3,075.00 CCF	317 MMBtu	0.004 MMBtu/SqFt	\$1,953.56	\$0.635 /CCF	\$0.022 /SqFt
SEWER	113.00 CCF			\$364.87	\$3.229 /CCF	\$0.004 /SqFt
WATER	174.00 CCF			\$595.45	\$3.422 /CCF	\$0.007 /SqFt
Totals:		565 MMBtu	0.006 MMBtu/SqFt	\$11,813.11		

Energy

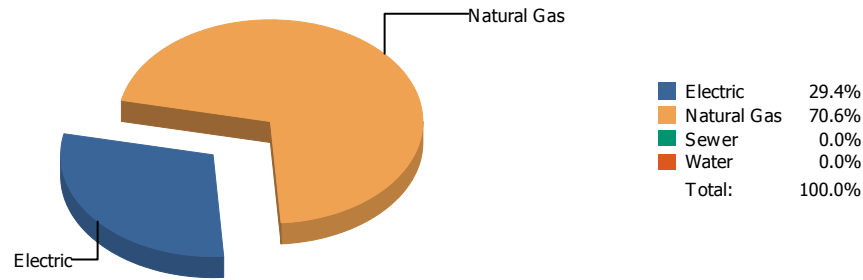


Cost

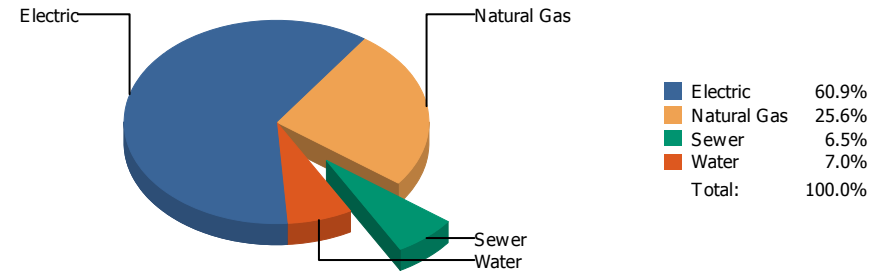


Commodity	Common Use	Energy Use	Energy Use / Area	Total Cost	Cost / Unit	Cost / Area
Place: [TRAVIS] TRAVIS 143 [BUILDING]						
Area: 78,925 SqFt						
Billing Period: Feb 2017						
ELECTRIC	25,818.00 kWh	88 MMBtu	0.001 MMBtu/SqFt	\$3,084.59	\$0.119 /kWh	\$0.039 /SqFt
NATURALGAS	2,258.00 CCF	233 MMBtu	0.003 MMBtu/SqFt	\$1,573.50	\$0.697 /CCF	\$0.020 /SqFt
SEWER	64.00 CCF			\$250.46	\$3.913 /CCF	\$0.003 /SqFt
WATER	152.00 CCF			\$719.21	\$4.732 /CCF	\$0.009 /SqFt
Totals:		321 MMBtu	0.004 MMBtu/SqFt	\$5,627.76		

Energy

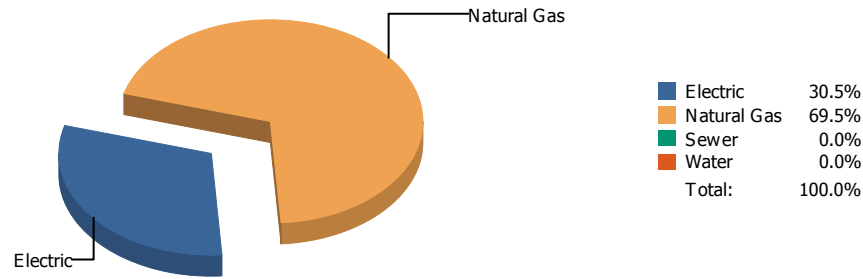


Cost

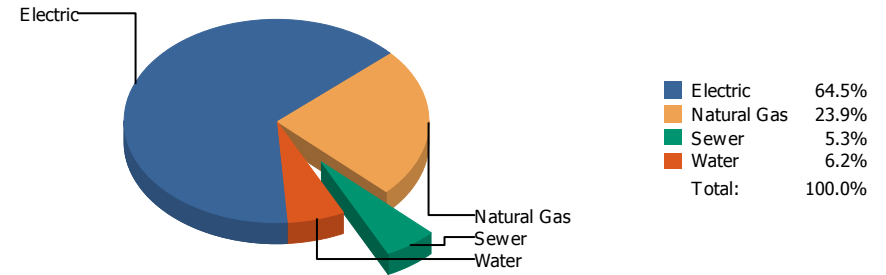


Commodity	Common Use	Energy Use	Energy Use / Area	Total Cost	Cost / Unit	Cost / Area
Place: [VILAS] VILAS 144 [BUILDING]						
Area: 66,992 SqFt						
Billing Period: Feb 2017						
ELECTRIC	31,783.00 kWh	108 MMBtu	0.002 MMBtu/SqFt	\$4,442.00	\$0.140 /kWh	\$0.066 /SqFt
NATURALGAS	2,531.00 CCF	261 MMBtu	0.004 MMBtu/SqFt	\$1,862.96	\$0.736 /CCF	\$0.028 /SqFt
SEWER	92.00 CCF			\$474.64	\$5.159 /CCF	\$0.007 /SqFt
WATER	99.00 CCF			\$508.98	\$5.141 /CCF	\$0.007 /SqFt
Totals:		369 MMBtu	0.006 MMBtu/SqFt	\$7,288.58		

Energy

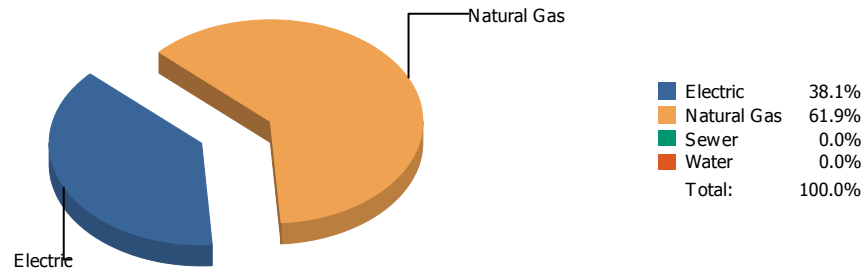


Cost

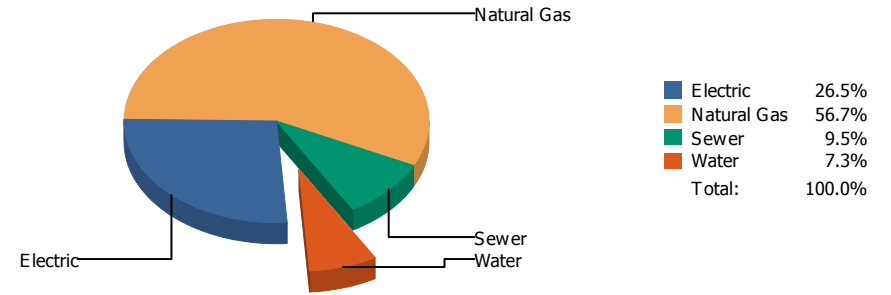


Commodity	Common Use	Energy Use	Energy Use / Area	Total Cost	Cost / Unit	Cost / Area
Place: [W HILLS] WESTERN HILLS 146 [BUILDING]						
Area: 77,753 SqFt						
Billing Period: Feb 2017						
ELECTRIC	36,000.00 kWh	123 MMBtu	0.002 MMBtu/SqFt	\$4,685.54	\$0.130 /kWh	\$0.060 /SqFt
NATURALGAS	2,714.00 CCF	280 MMBtu	0.004 MMBtu/SqFt	\$1,738.11	\$0.640 /CCF	\$0.022 /SqFt
SEWER	68.00 CCF			\$387.00	\$5.691 /CCF	\$0.005 /SqFt
WATER	105.00 CCF			\$454.04	\$4.324 /CCF	\$0.006 /SqFt
Totals:		402 MMBtu	0.005 MMBtu/SqFt	\$7,264.69		

Energy

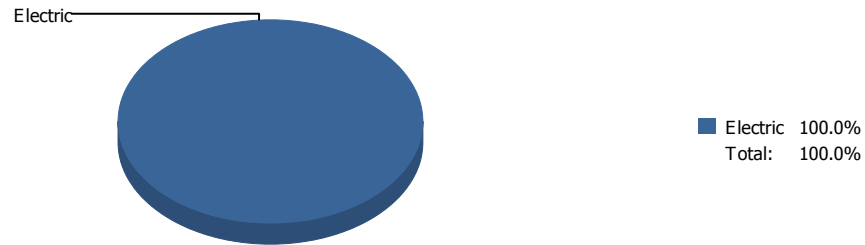


Cost

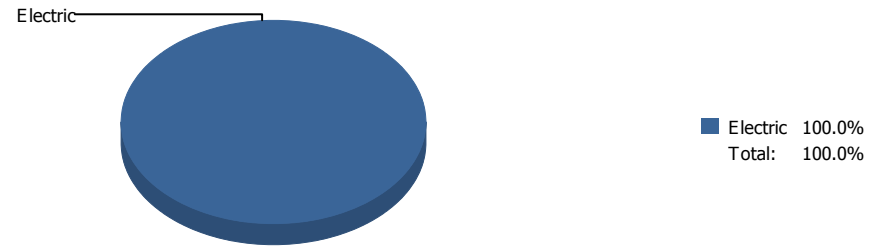


Commodity	Common Use	Energy Use	Energy Use / Area	Total Cost	Cost / Unit	Cost / Area
Place: [WAINWRIG] WAINWRIGHT 145 [BUILDING]						
Area: 38,227 SqFt						
Billing Period: Feb 2017						
ELECTRIC	6,195.00 kWh	21 MMBtu	0.001 MMBtu/SqFt	\$677.26	\$0.109 /kWh	\$0.018 /SqFt
NATURALGAS	333.00 CCF	34 MMBtu	0.001 MMBtu/SqFt	\$1,449.86	\$4.354 /CCF	\$0.038 /SqFt
SEWER	49.00 CCF			\$242.27	\$4.944 /CCF	\$0.006 /SqFt
WATER	13.00 CCF			\$186.60	\$14.354 /CCF	\$0.005 /SqFt
Totals:		55 MMBtu	0.001 MMBtu/SqFt	\$2,555.99		

Energy

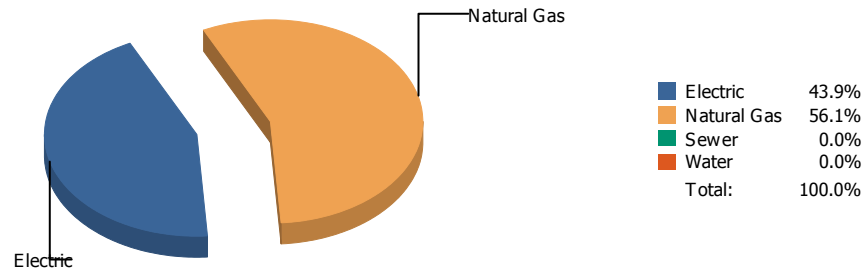


Cost

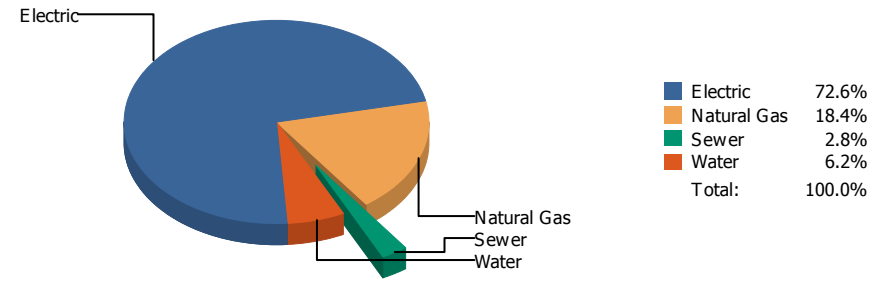


Commodity	Common Use	Energy Use	Energy Use / Area	Total Cost	Cost / Unit	Cost / Area
Place: [WESTSIDE] WESTSIDE TRANSPORTATION 951 [BUILDING]						
Area: 4,040 SqFt						
Billing Period: Feb 2017						
ELECTRIC	2,593.00 kWh	9 MMBtu	0.002 MMBtu/SqFt	\$357.04	\$0.138 /kWh	\$0.088 /SqFt
Totals:		9 MMBtu	0.002 MMBtu/SqFt	\$357.04		

Energy

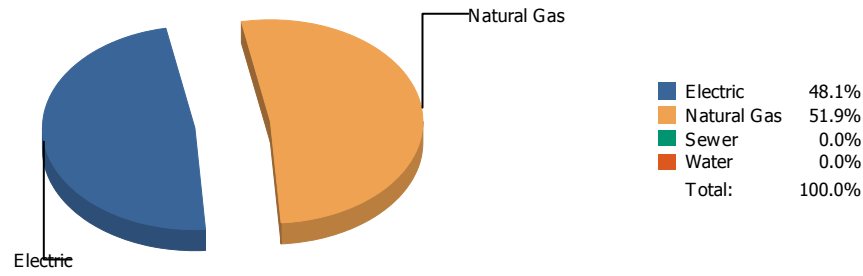


Cost

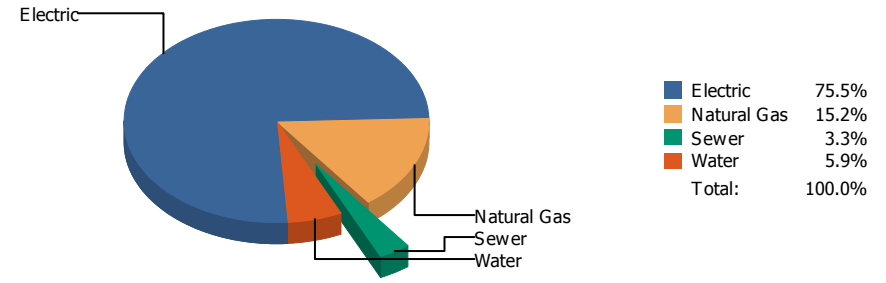


Commodity	Common Use	Energy Use	Energy Use / Area	Total Cost	Cost / Unit	Cost / Area
Place: [WHITAKER] WHITAKER 153 [BUILDING]						
Area: 89,458 SqFt						
Billing Period: Feb 2017						
ELECTRIC	80,400.00 kWh	274 MMBtu	0.003 MMBtu/SqFt	\$8,477.83	\$0.105 /kWh	\$0.095 /SqFt
NATURALGAS	3,401.00 CCF	350 MMBtu	0.004 MMBtu/SqFt	\$2,148.14	\$0.632 /CCF	\$0.024 /SqFt
SEWER	88.00 CCF			\$323.62	\$3.678 /CCF	\$0.004 /SqFt
WATER	169.00 CCF			\$720.92	\$4.266 /CCF	\$0.008 /SqFt
Totals:		625 MMBtu	0.007 MMBtu/SqFt	\$11,670.51		

Energy

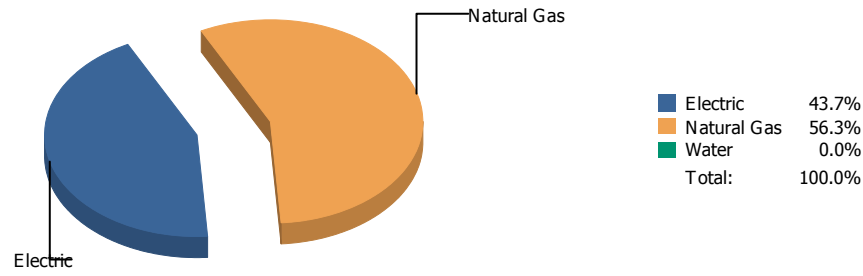


Cost

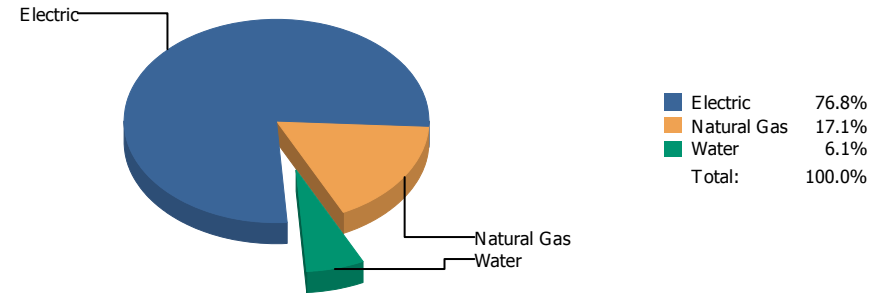


Commodity	Common Use	Energy Use	Energy Use / Area	Total Cost	Cost / Unit	Cost / Area
Place: [WHITE] ZACH WHITE ELEMENTARY NEW-1997 [BUILDING]						
Area: 92,458 SqFt						
Billing Period: Feb 2017						
ELECTRIC	51,000.00 kWh	174 MMBtu	0.002 MMBtu/SqFt	\$6,625.13	\$0.130 /kWh	\$0.072 /SqFt
NATURALGAS	1,822.00 CCF	188 MMBtu	0.002 MMBtu/SqFt	\$1,331.69	\$0.731 /CCF	\$0.014 /SqFt
SEWER	79.00 CCF			\$291.77	\$3.693 /CCF	\$0.003 /SqFt
WATER	134.00 CCF			\$521.16	\$3.889 /CCF	\$0.005 /SqFt
Totals:		362 MMBtu	0.004 MMBtu/SqFt	\$8,769.75		

Energy

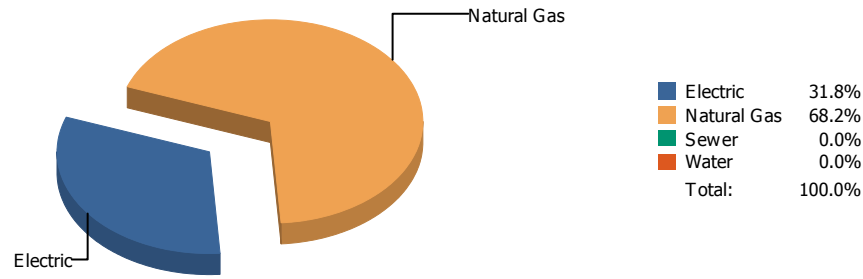


Cost

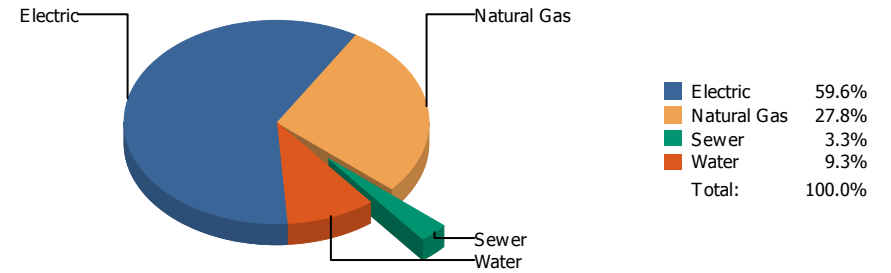


Commodity	Common Use	Energy Use	Energy Use / Area	Total Cost	Cost / Unit	Cost / Area
Place: [WIGGS] WIGGS 052 [BUILDING]						
Area: 110,689 SqFt						
Billing Period: Feb 2017						
ELECTRIC	49,800.00 kWh	170 MMBtu	0.002 MMBtu/SqFt	\$6,239.70	\$0.125 /kWh	\$0.056 /SqFt
NATURALGAS	2,128.00 CCF	219 MMBtu	0.002 MMBtu/SqFt	\$1,388.37	\$0.652 /CCF	\$0.013 /SqFt
WATER	89.00 CCF			\$494.13	\$5.552 /CCF	\$0.004 /SqFt
Totals:		389 MMBtu	0.004 MMBtu/SqFt	\$8,122.20		

Energy

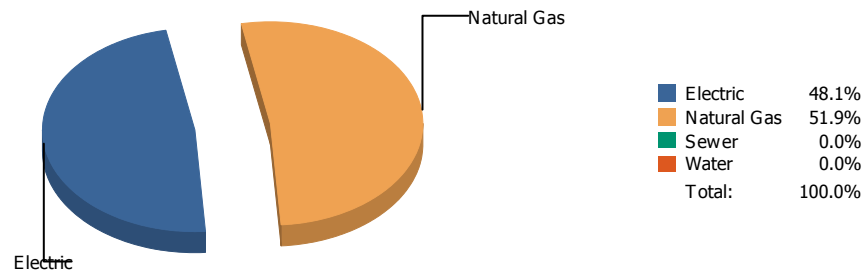


Cost

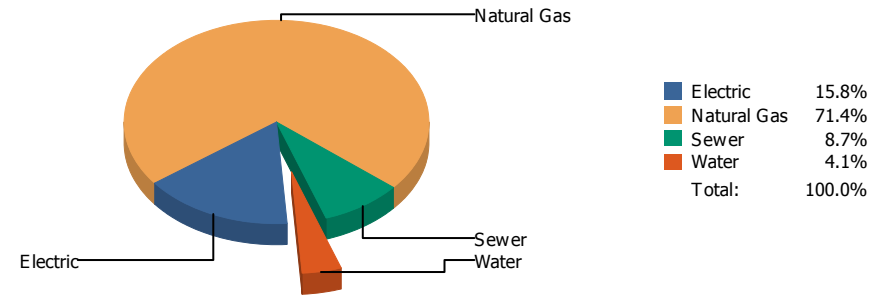


Commodity	Common Use	Energy Use	Energy Use / Area	Total Cost	Cost / Unit	Cost / Area
Place: [ZAVALA] ZAVALA 148 [BUILDING]						
Area: 53,356 SqFt						
Billing Period: Feb 2017						
ELECTRIC	26,750.00 kWh	91 MMBtu	0.002 MMBtu/SqFt	\$2,714.16	\$0.101 /kWh	\$0.051 /SqFt
NATURALGAS	1,903.00 CCF	196 MMBtu	0.004 MMBtu/SqFt	\$1,264.72	\$0.665 /CCF	\$0.024 /SqFt
SEWER	41.00 CCF			\$148.36	\$3.619 /CCF	\$0.003 /SqFt
WATER	68.00 CCF			\$424.23	\$6.239 /CCF	\$0.008 /SqFt
Totals:		287 MMBtu	0.005 MMBtu/SqFt	\$4,551.47		

Energy

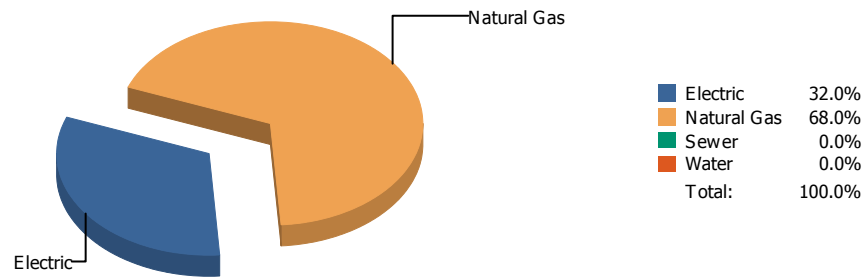


Cost

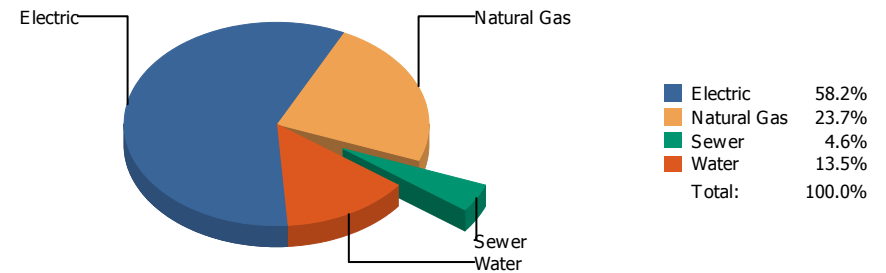


Commodity	Common Use	Energy Use	Energy Use / Area	Total Cost	Cost / Unit	Cost / Area
Place: [ZUNI] ZUNI COTTAGES 952 [BUILDING]						
Area: 3,505 SqFt						
Billing Period: Feb 2017						
ELECTRIC	28.00 kWh	0 MMBtu	0.000 MMBtu/SqFt	\$47.79	\$1.707 /kWh	\$0.014 /SqFt
NATURALGAS	1.00 CCF	0 MMBtu	0.000 MMBtu/SqFt	\$215.67	\$215.670 /CCF	\$0.061 /SqFt
SEWER	0.00 CCF			\$26.20	\$0.000 /CCF	\$0.007 /SqFt
WATER	0.00 CCF			\$12.40	\$0.000 /CCF	\$0.003 /SqFt
Totals:		0 MMBtu	0.000 MMBtu/SqFt	\$302.06		

Energy



Cost



Commodity	Common Use	Energy Use	Energy Use / Area	Total Cost	Cost / Unit	Cost / Area
Place Summary Report						
Area: 10,756,876 SqFt						
Billing Period: Feb 2017						
ELECTRIC	5,678,845.00 kWh	19,382 MMBtu	0.002 MMBtu/SqFt	\$642,396.03	\$0.113 /kWh	\$0.060 /SqFt
NATURALGAS	398,993.00 CCF	41,096 MMBtu	0.004 MMBtu/SqFt	\$261,618.63	\$0.656 /CCF	\$0.024 /SqFt
SEWER	17,300.00 CCF			\$50,245.84	\$2.904 /CCF	\$0.005 /SqFt
WATER	25,210.00 CCF			\$149,522.18	\$5.931 /CCF	\$0.014 /SqFt
Totals:		60,478 MMBtu	0.006 MMBtu/SqFt	\$1,103,782.68		

* Please note per area calculations only include buildings with a floor area greater than 0.

Requested by: deiland

Client version:

Report version: 7

Filters: Place Name Not one of ZACH WHITE MODULAR SCHOOL 147;START SCHOOL EARLY 1 DAY VALUE;STADIUM RATE CHANGES;SKY PARK IB1;SKY PARK I
200;SKY PARK;REMCON COTTAGES;PARKDALE COTTAGES 957;NEW COMPUTERS SINCE JUNE 1990;Lighting;HONDO PASS COTTAGES;Butterfield Trail
Warehouse;BRANON COTTAGES 955;BLUE FLAME BLDG.;BARCELONA COTTAGES;ALL REFUNDS AND REBATES ; Bill is Void Equals 0; Bill Account is Active
Equals 1; Bill is From a Vendor Equals 1; ; Billing Period Equals Feb 2017

Record count: 0