

elpaso

Energy CAP

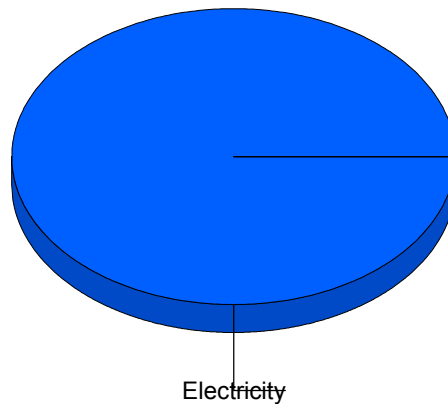
Cost Avoidance Program

## Cost Summary Graph

Grouped by Energy Type

Energy Type	Use	Units	Meter Cost	Special Charges	Total Cost	Avg Unit Cost	% of Total Cost
Site: ALAMO ELEMENTARY SCH - ALAMO ELEMENTARY SCH							
Electricity		3,500 KWH	\$508.04	\$0.00	\$508.04	0.1452	100.00%
Total Cost:			\$508.04	\$0.00	\$508.04		

For ALAMO  
ELEMENTARY  
SCH



■ Electricity	100.0%
Total:	100.0%

Filters: Cost Center Name Not Equal To DoNotReport; Billing Period Equal To 201312All Meter CodesAll Group Names

# elpaso

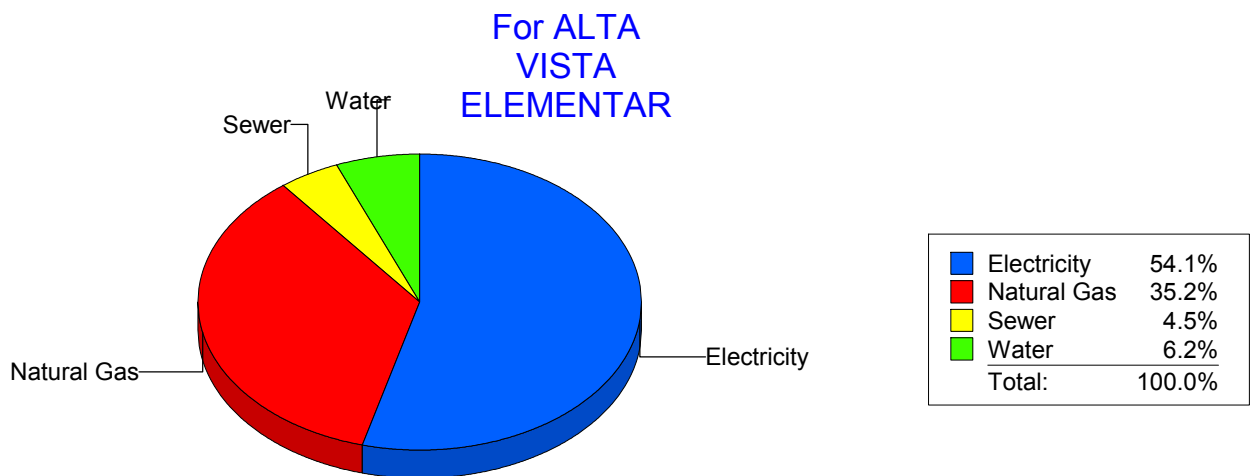
Energy CAP

Cost Avoidance Program

## Cost Summary Graph

Grouped by Energy Type

Energy Type	Use	Units	Meter Cost	Special Charges	Total Cost	Avg Unit Cost	% of Total Cost
Site: ALTA VISTA ELEMENTAR - ALTA VISTA ELEMENTAR							
Electricity	21,750	KWH	\$2,556.07	\$0.00	\$2,556.07	0.1175	54.15%
Natural Gas	2,478	CCF	\$1,661.42	\$0.00	\$1,661.42	0.6705	35.19%
Water	144	CCF	\$292.37	\$0.00	\$292.37	2.0303	6.19%
Sewer	104	CCF	\$210.84	\$0.00	\$210.84	2.0273	4.47%
Total Cost:			\$4,720.70	\$0.00	\$4,720.70		



Filters: Cost Center Name Not Equal To DoNotReport; Billing Period Equal To 201312All Meter CodesAll Group Names

# elpaso

Energy CAP

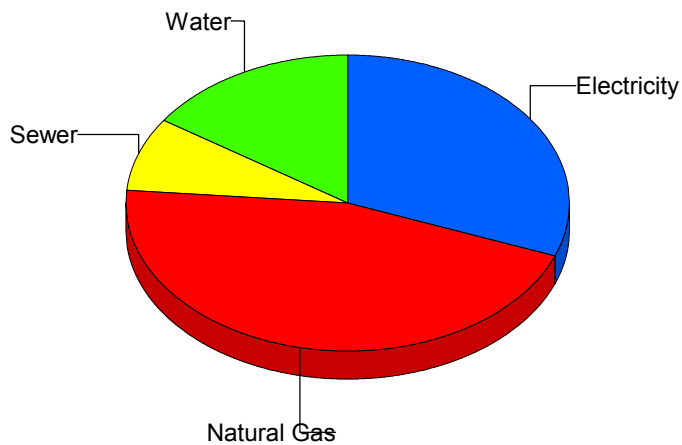
Cost Avoidance Program

## Cost Summary Graph

Grouped by Energy Type

Energy Type	Use	Units	Meter Cost	Special Charges	Total Cost	Avg Unit Cost	% of Total Cost
Site: ANDRESS HIGH SCHOOL - ANDRESS HIGH SCHOOL							
Electricity	31,723	KWH	\$3,881.09	\$0.00	\$3,881.09	0.1223	30.71%
Natural Gas	9,112	CCF	\$5,757.53	\$0.00	\$5,757.53	0.6319	45.55%
Water	1,120	CCF	\$1,950.43	\$0.00	\$1,950.43	1.7415	15.43%
Sewer	653	CCF	\$1,049.97	\$0.00	\$1,049.97	1.6079	8.31%
Total Cost:			\$12,639.02	\$0.00	\$12,639.02		

For ANDRESS  
HIGH SCHOOL



Filters: Cost Center Name Not Equal To DoNotReport; Billing Period Equal To 201312All Meter CodesAll Group Names

# elpaso

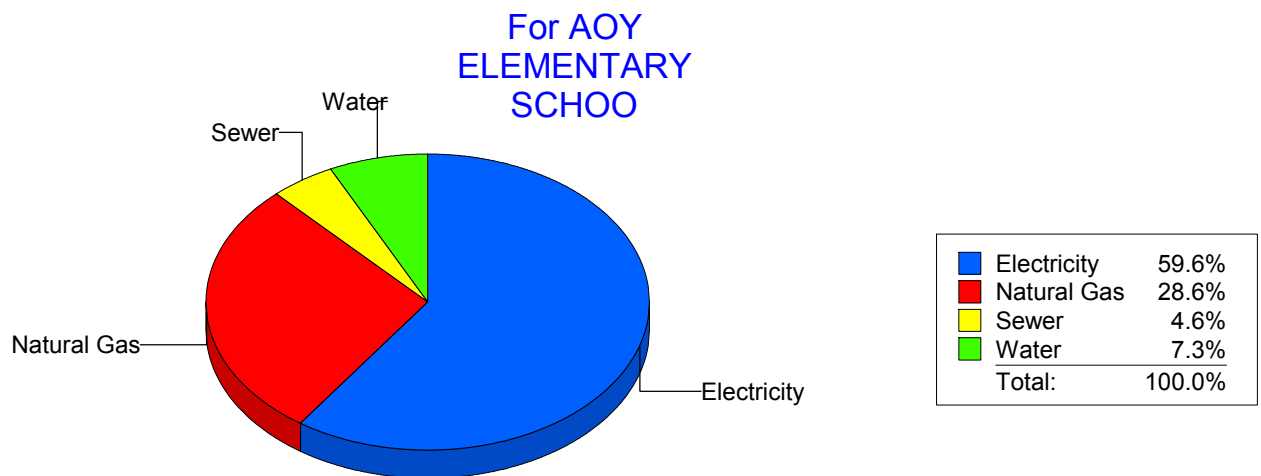
Energy CAP

Cost Avoidance Program

## Cost Summary Graph

Grouped by Energy Type

Energy Type	Use	Units	Meter Cost	Special Charges	Total Cost	Avg Unit Cost	% of Total Cost
Site: AOY ELEMENTARY SCHOO - AOY ELEMENTARY SCHOO							
Electricity	45,131	KWH	\$5,455.81	\$0.00	\$5,455.81	0.1209	59.58%
Natural Gas	4,013	CCF	\$2,614.56	\$0.00	\$2,614.56	0.6515	28.55%
Water	163	CCF	\$668.35	\$0.00	\$668.35	4.1003	7.30%
Sewer	98	CCF	\$417.98	\$0.00	\$417.98	4.2651	4.56%
Total Cost:			\$9,156.70	\$0.00	\$9,156.70		



Filters: Cost Center Name Not Equal To DoNotReport; Billing Period Equal To 201312All Meter CodesAll Group Names

# elpaso

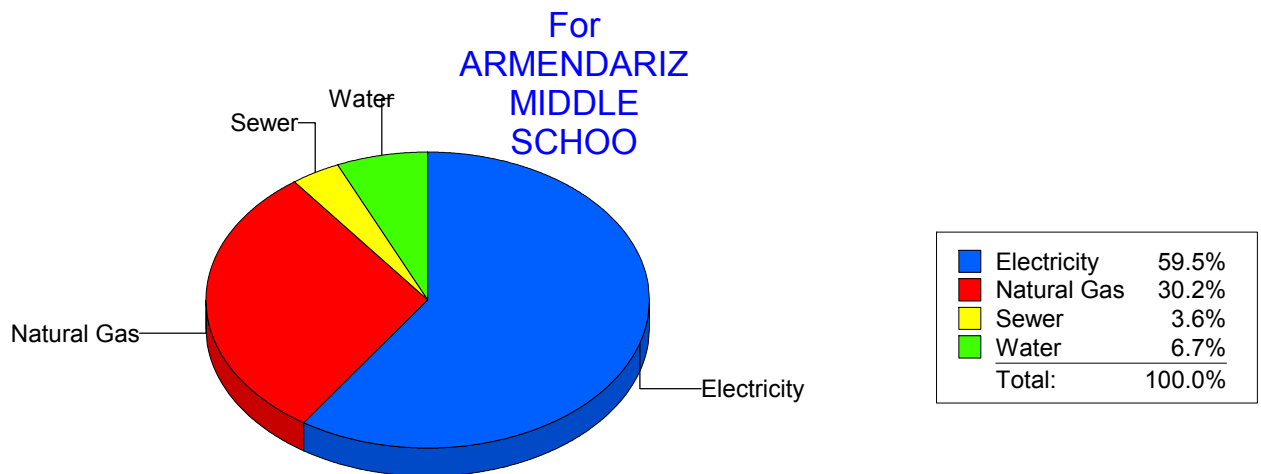
Energy CAP

Cost Avoidance Program

## Cost Summary Graph

Grouped by Energy Type

Energy Type	Use	Units	Meter Cost	Special Charges	Total Cost	Avg Unit Cost	% of Total Cost
Site: ARMENDARIZ MIDDLE SCHOO - ARMENDARIZ MIDDLE SCHOO							
Electricity	66,500	KWH	\$7,219.82	\$0.00	\$7,219.82	0.1086	59.53%
Natural Gas	5,802	CCF	\$3,660.38	\$0.00	\$3,660.38	0.6309	30.18%
Water	319	CCF	\$806.57	\$0.00	\$806.57	2.5284	6.65%
Sewer	154	CCF	\$441.75	\$0.00	\$441.75	2.8685	3.64%
Total Cost:			\$12,128.52	\$0.00	\$12,128.52		



Filters: Cost Center Name Not Equal To DoNotReport; Billing Period Equal To 201312All Meter CodesAll Group Names

# elpaso

Energy CAP

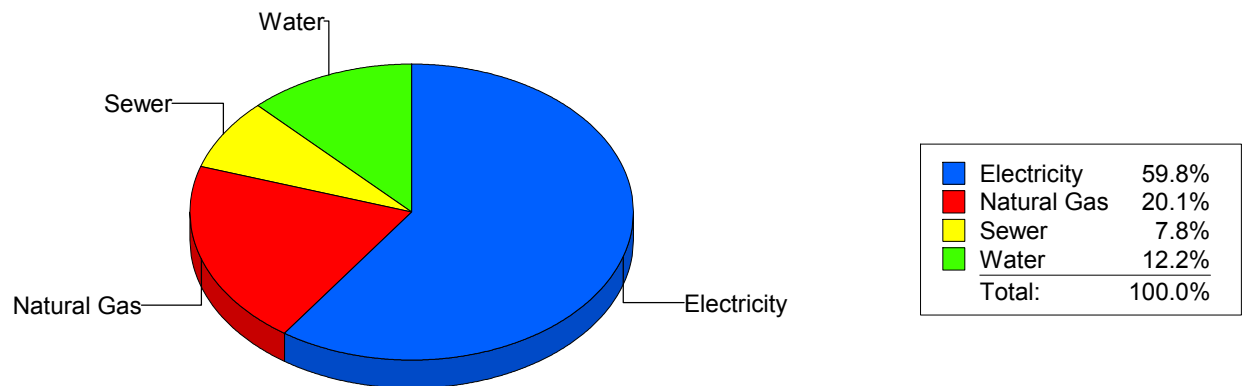
Cost Avoidance Program

## Cost Summary Graph

Grouped by Energy Type

Energy Type	Use	Units	Meter Cost	Special Charges	Total Cost	Avg Unit Cost	% of Total Cost
Site: AUSTIN HIGH SCHOOL - AUSTIN HIGH SCHOOL							
Electricity	141,135	KWH	\$14,946.95	\$0.00	\$14,946.95	0.1059	59.84%
Natural Gas	7,787	CCF	\$5,019.34	\$0.00	\$5,019.34	0.6446	20.09%
Water	993	CCF	\$3,055.62	\$0.00	\$3,055.62	3.0772	12.23%
Sewer	988	CCF	\$1,956.54	\$0.00	\$1,956.54	1.9803	7.83%
Total Cost:			\$24,978.45	\$0.00	\$24,978.45		

For AUSTIN  
HIGH SCHOOL



Filters: Cost Center Name Not Equal To DoNotReport; Billing Period Equal To 201312All Meter CodesAll Group Names

# elpaso

Energy CAP

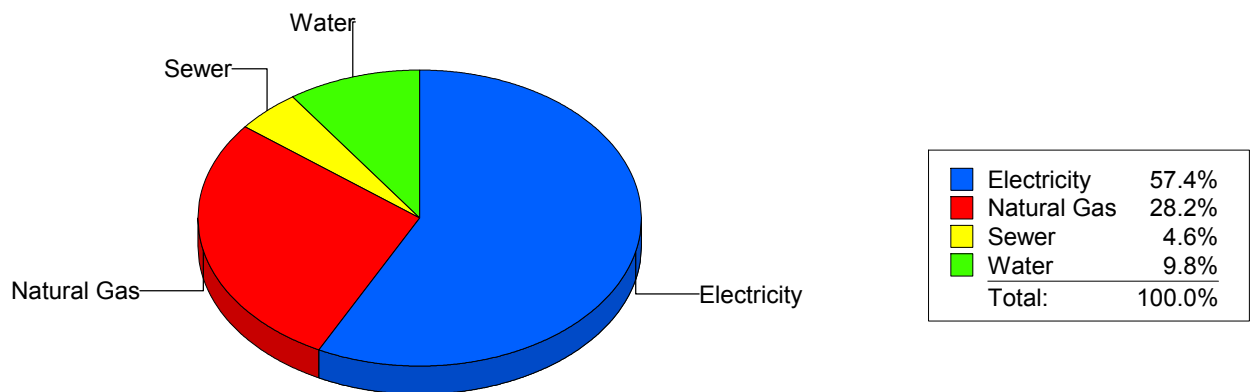
Cost Avoidance Program

## Cost Summary Graph

Grouped by Energy Type

Energy Type	Use	Units	Meter Cost	Special Charges	Total Cost	Avg Unit Cost	% of Total Cost
Site: BARRON - BARRON							
Electricity	34,227	KWH	\$4,256.69	\$0.00	\$4,256.69	0.1244	57.44%
Natural Gas	3,153	CCF	\$2,089.21	\$0.00	\$2,089.21	0.6626	28.19%
Water	112	CCF	\$726.52	\$0.00	\$726.52	6.4868	9.80%
Sewer	61	CCF	\$338.55	\$0.00	\$338.55	5.5500	4.57%
Total Cost:			\$7,410.97	\$0.00	\$7,410.97		

For BARRON



Filters: Cost Center Name Not Equal To DoNotReport; Billing Period Equal To 201312All Meter CodesAll Group Names

# elpaso

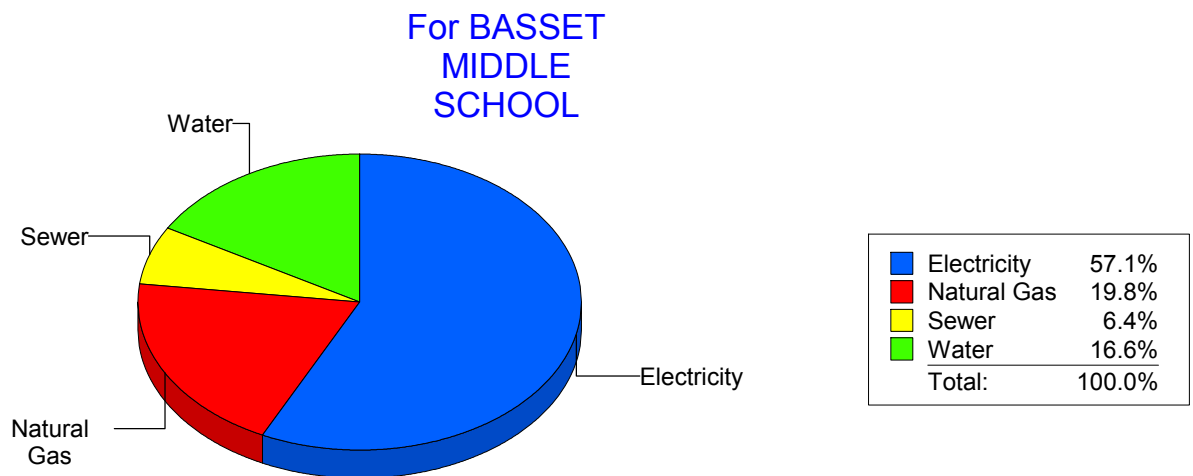
Energy CAP

Cost Avoidance Program

## Cost Summary Graph

Grouped by Energy Type

Energy Type	Use	Units	Meter Cost	Special Charges	Total Cost	Avg Unit Cost	% of Total Cost
Site: BASSET MIDDLE SCHOOL - BASSET MIDDLE SCHOOL							
Electricity	63,652	KWH	\$6,805.89	\$0.00	\$6,805.89	0.1069	57.14%
Natural Gas	3,596	CCF	\$2,364.09	\$0.00	\$2,364.09	0.6574	19.85%
Water	683	CCF	\$1,973.83	\$0.00	\$1,973.83	2.8899	16.57%
Sewer	448	CCF	\$767.07	\$0.00	\$767.07	1.7122	6.44%
Total Cost:			\$11,910.88	\$0.00	\$11,910.88		



Filters: Cost Center Name Not Equal To DoNotReport; Billing Period Equal To 201312All Meter CodesAll Group Names



# elpaso

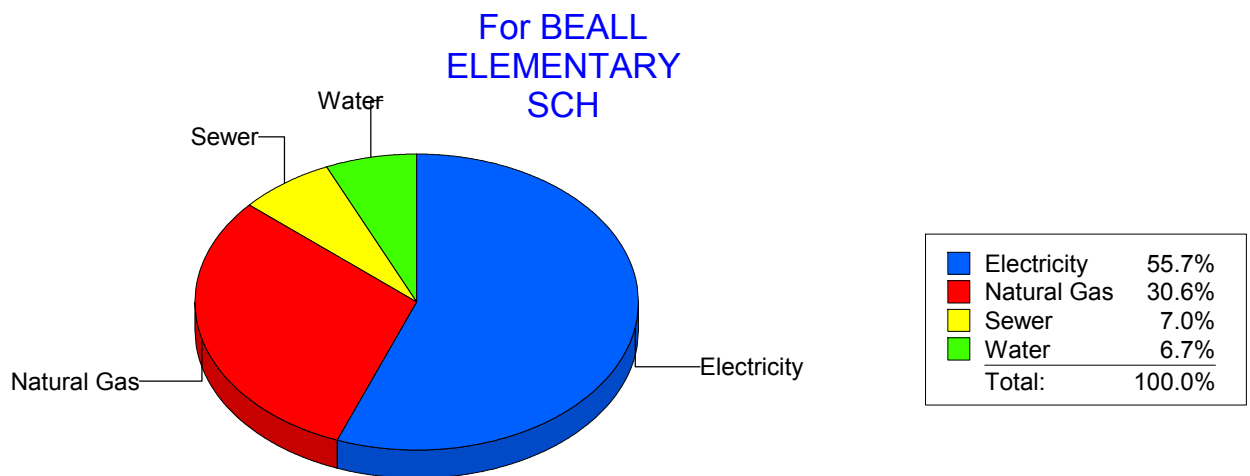
Energy CAP

Cost Avoidance Program

## Cost Summary Graph

Grouped by Energy Type

Energy Type	Use	Units	Meter Cost	Special Charges	Total Cost	Avg Unit Cost	% of Total Cost
Site: BEALL ELEMENTARY SCH - BEALL ELEMENTARY SCH							
Electricity	20,220	KWH	\$2,396.82	\$0.00	\$2,396.82	0.1185	55.71%
Natural Gas	1,918	CCF	\$1,316.44	\$0.00	\$1,316.44	0.6864	30.60%
Water	97	CCF	\$286.71	\$0.00	\$286.71	2.9558	6.66%
Sewer	111	CCF	\$302.01	\$0.00	\$302.01	2.7208	7.02%
Total Cost:			\$4,301.98	\$0.00	\$4,301.98		



Filters: Cost Center Name Not Equal To DoNotReport; Billing Period Equal To 201312All Meter CodesAll Group Names

**elpaso**

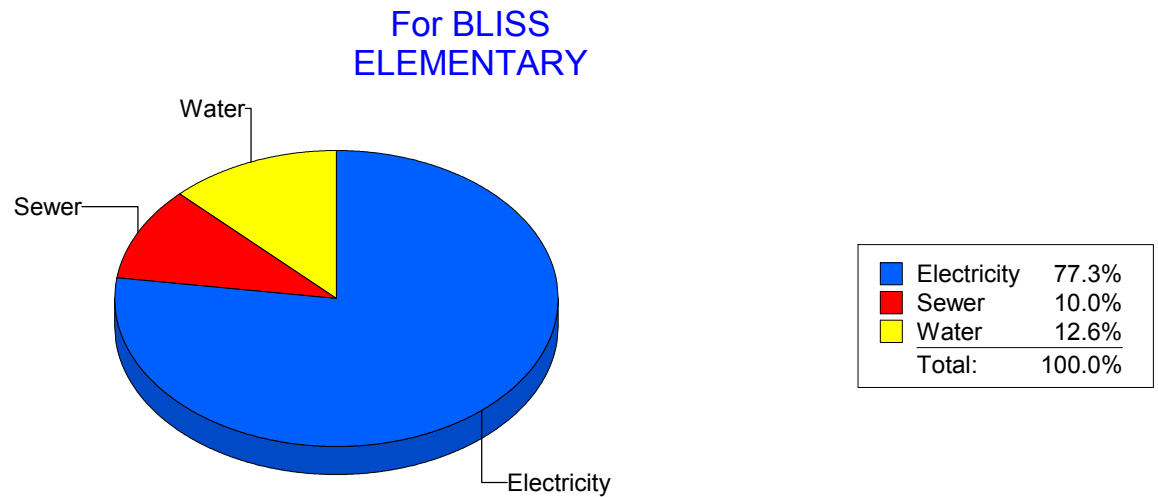
Energy CAP

Cost Avoidance Program

**Cost Summary Graph**

Grouped by Energy Type

Energy Type	Use	Units	Meter Cost	Special Charges	Total Cost	Avg Unit Cost	% of Total Cost
Site: BLISS ELEMENTARY - BLISS ELEMENTARY							
Electricity	21,549	KWH	\$2,453.12	\$0.00	\$2,453.12	0.1138	77.33%
Water	170	CCF	\$400.59	\$0.00	\$400.59	2.3564	12.63%
Sewer	123	CCF	\$318.57	\$0.00	\$318.57	2.5900	10.04%
Total Cost:			\$3,172.28	\$0.00	\$3,172.28		



Filters: Cost Center Name Not Equal To DoNotReport; Billing Period Equal To 201312All Meter CodesAll Group Names

# elpaso

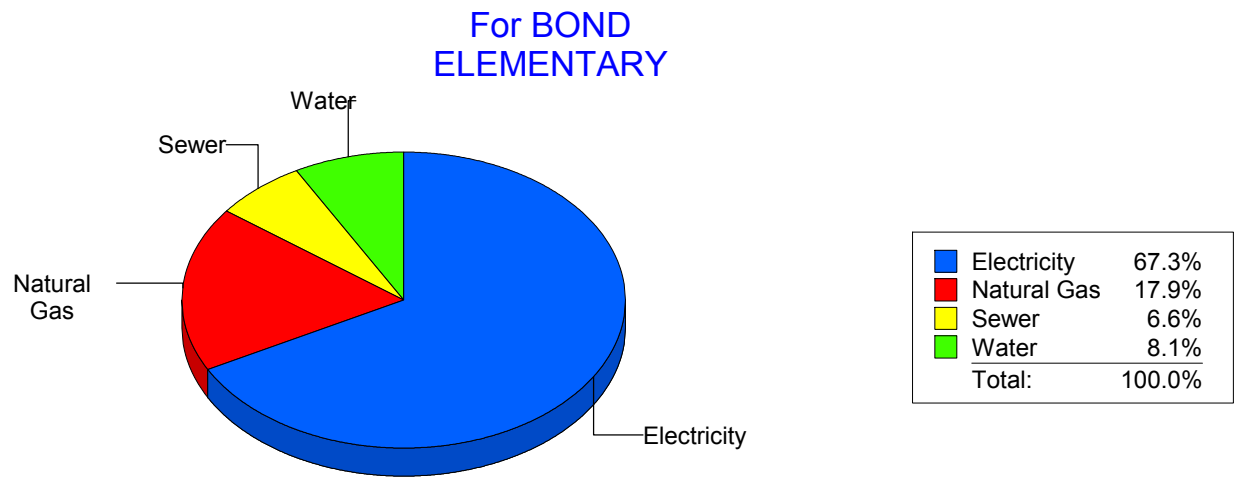
Energy CAP

Cost Avoidance Program

## Cost Summary Graph

Grouped by Energy Type

Energy Type	Use	Units	Meter Cost	Special Charges	Total Cost	Avg Unit Cost	% of Total Cost
Site: BOND - BOND ELEMENTARY							
Electricity	24,355	KWH	\$3,395.30	\$0.00	\$3,395.30	0.1394	67.35%
Natural Gas	1,264	CCF	\$903.51	\$0.00	\$903.51	0.7148	17.92%
Water	116	CCF	\$407.68	\$0.00	\$407.68	3.5145	8.09%
Sewer	86	CCF	\$334.83	\$0.00	\$334.83	3.8934	6.64%
Total Cost:			\$5,041.32	\$0.00	\$5,041.32		



Filters: Cost Center Name Not Equal To DoNotReport; Billing Period Equal To 201312All Meter CodesAll Group Names

# elpaso

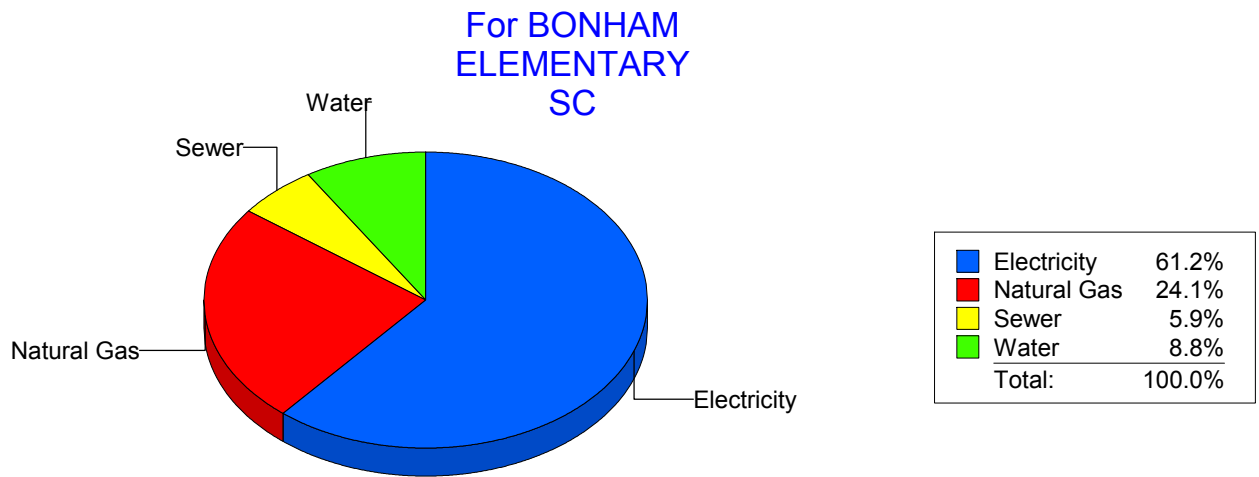
Energy CAP

Cost Avoidance Program

## Cost Summary Graph

Grouped by Energy Type

Energy Type	Use	Units	Meter Cost	Special Charges	Total Cost	Avg Unit Cost	% of Total Cost
Site: BONHAM ELEMENTARY SC - BONHAM ELEMENTARY SC							
Electricity	24,134	KWH	\$3,548.34	\$0.00	\$3,548.34	0.1470	61.22%
Natural Gas	2,140	CCF	\$1,397.31	\$0.00	\$1,397.31	0.6529	24.11%
Water	245	CCF	\$507.26	\$0.00	\$507.26	2.0704	8.75%
Sewer	153	CCF	\$342.90	\$0.00	\$342.90	2.2412	5.92%
Total Cost:			\$5,795.81	\$0.00	\$5,795.81		



Filters: Cost Center Name Not Equal To DoNotReport; Billing Period Equal To 201312All Meter CodesAll Group Names

# elpaso

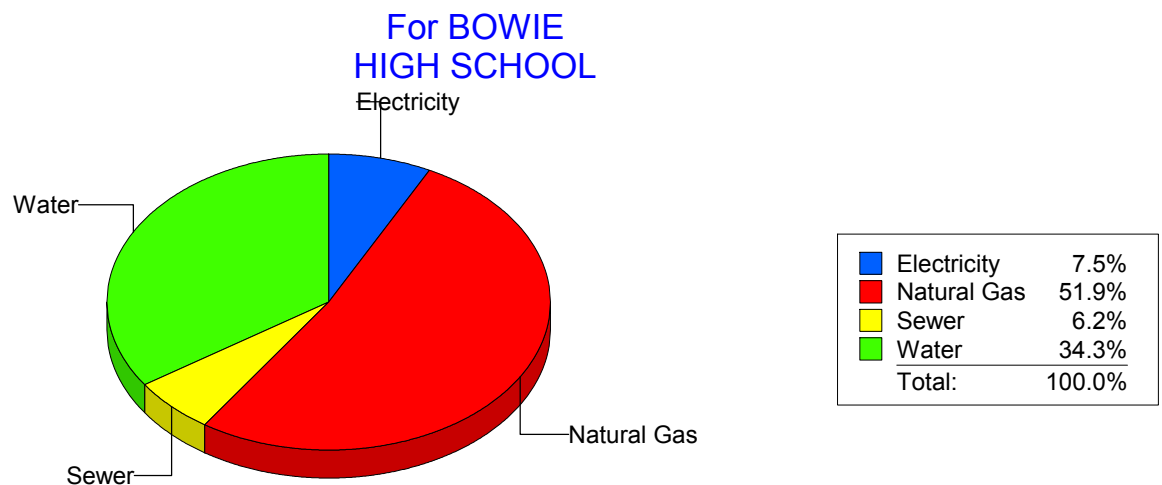
Energy CAP

Cost Avoidance Program

## Cost Summary Graph

Grouped by Energy Type

Energy Type	Use	Units	Meter Cost	Special Charges	Total Cost	Avg Unit Cost	% of Total Cost
Site: BOWIE HIGH SCHOOL - BOWIE HIGH SCHOOL							
Electricity	10,317	KWH	\$1,076.69	\$0.00	\$1,076.69	0.1044	7.48%
Natural Gas	11,889	CCF	\$7,472.12	\$0.00	\$7,472.12	0.6285	51.93%
Water	3,051	CCF	\$4,940.86	\$0.00	\$4,940.86	1.6194	34.34%
Sewer	328	CCF	\$898.02	\$0.00	\$898.02	2.7379	6.24%
Total Cost:			\$14,387.69	\$0.00	\$14,387.69		



Filters: Cost Center Name Not Equal To DoNotReport; Billing Period Equal To 201312All Meter CodesAll Group Names

# elpaso

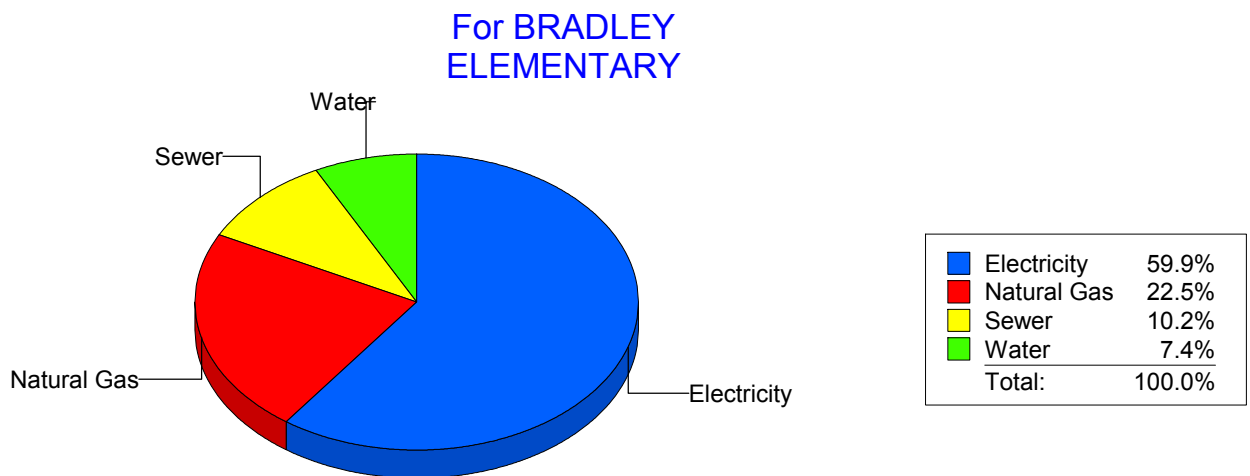
Energy CAP

Cost Avoidance Program

## Cost Summary Graph

Grouped by Energy Type

Energy Type	Use	Units	Meter Cost	Special Charges	Total Cost	Avg Unit Cost	% of Total Cost
Site: BRADLEY ELEMENTARY - BRADLEY ELEMENTARY							
Electricity	22,100	KWH	\$2,480.42	\$0.00	\$2,480.42	0.1122	59.91%
Natural Gas	1,396	CCF	\$931.70	\$0.00	\$931.70	0.6674	22.50%
Water	62	CCF	\$305.97	\$0.00	\$305.97	4.9350	7.39%
Sewer	140	CCF	\$422.43	\$0.00	\$422.43	3.0174	10.20%
Total Cost:			\$4,140.52	\$0.00	\$4,140.52		



Filters: Cost Center Name Not Equal To DoNotReport; Billing Period Equal To 201312All Meter CodesAll Group Names

# elpaso

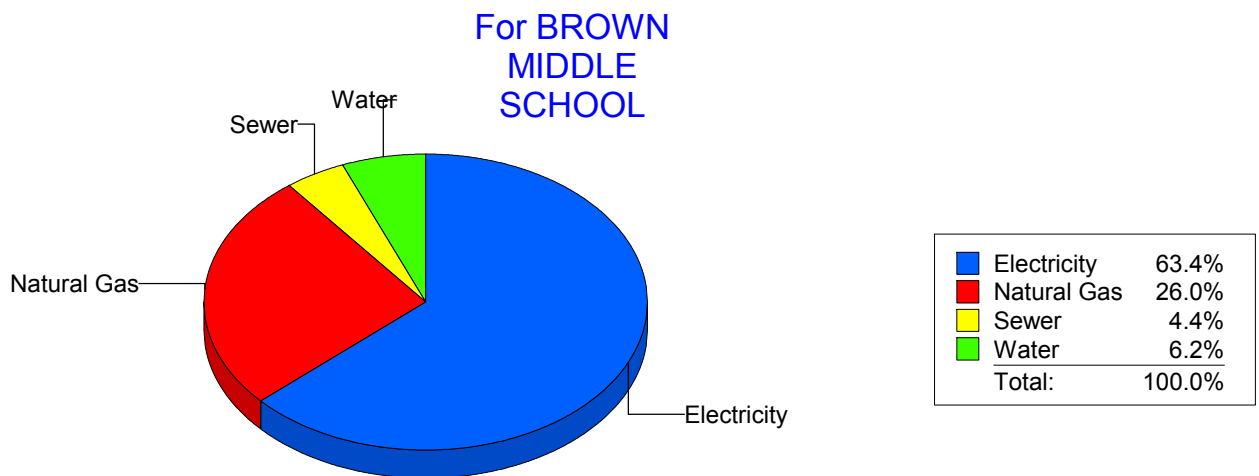
Energy CAP

Cost Avoidance Program

## Cost Summary Graph

Grouped by Energy Type

Energy Type	Use	Units	Meter Cost	Special Charges	Total Cost	Avg Unit Cost	% of Total Cost
Site: BROWN MIDDLE SCHOOL - BROWN MIDDLE SCHOOL							
Electricity	85,200	KWH	\$9,017.95	\$0.00	\$9,017.95	0.1058	63.43%
Natural Gas	5,859	CCF	\$3,695.47	\$0.00	\$3,695.47	0.6307	25.99%
Water	403	CCF	\$877.25	\$0.00	\$877.25	2.1768	6.17%
Sewer	288	CCF	\$626.67	\$0.00	\$626.67	2.1759	4.41%
Total Cost:			\$14,217.34	\$0.00	\$14,217.34		



Filters: Cost Center Name Not Equal To DoNotReport; Billing Period Equal To 201312All Meter CodesAll Group Names

# elpaso

Energy CAP

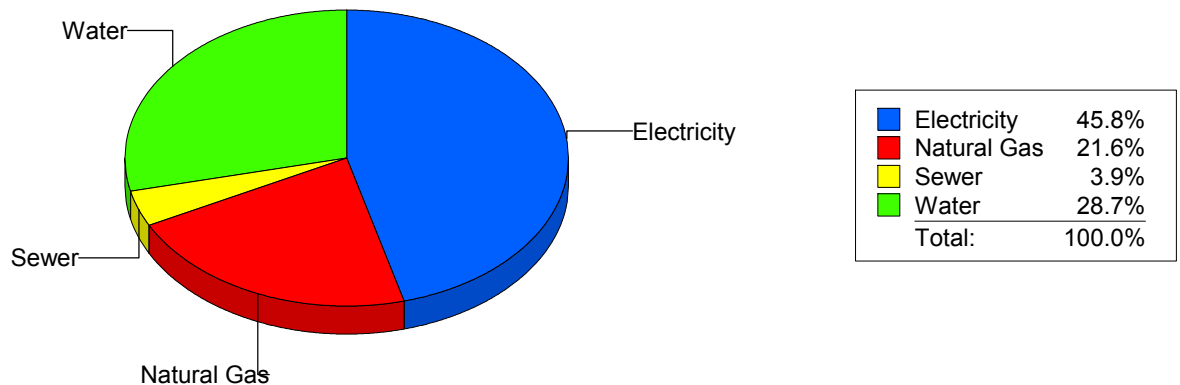
Cost Avoidance Program

## Cost Summary Graph

Grouped by Energy Type

Energy Type	Use	Units	Meter Cost	Special Charges	Total Cost	Avg Unit Cost	% of Total Cost
Site: BURGESS HIGH SCHOOL - BURGESS HIGH SCHOOL							
Electricity	92,544	KWH	\$10,536.40	\$0.00	\$10,536.40	0.1139	45.78%
Natural Gas	7,742	CCF	\$4,974.11	\$0.00	\$4,974.11	0.6425	21.61%
Water	1,811	CCF	\$6,610.26	\$0.00	\$6,610.26	3.6501	28.72%
Sewer	373	CCF	\$892.80	\$0.00	\$892.80	2.3936	3.88%
Total Cost:			\$23,013.57	\$0.00	\$23,013.57		

For BURGESS  
HIGH SCHOOL



Filters: Cost Center Name Not Equal To DoNotReport; Billing Period Equal To 201312All Meter CodesAll Group Names



# elpaso

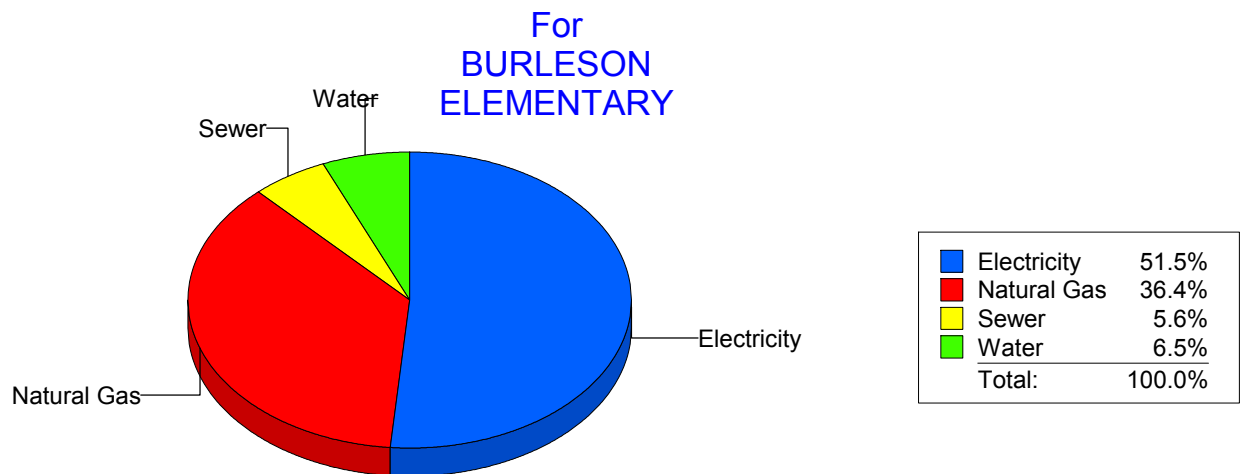
Energy CAP

Cost Avoidance Program

## Cost Summary Graph

Grouped by Energy Type

Energy Type	Use	Units	Meter Cost	Special Charges	Total Cost	Avg Unit Cost	% of Total Cost
Site: BURLESON ELEMENTARY - BURLESON ELEMENTARY							
Electricity	21,299	KWH	\$2,414.55	\$0.00	\$2,414.55	0.1134	51.53%
Natural Gas	2,460	CCF	\$1,706.22	\$0.00	\$1,706.22	0.6936	36.41%
Water	125	CCF	\$303.51	\$0.00	\$303.51	2.4281	6.48%
Sewer	92	CCF	\$261.60	\$0.00	\$261.60	2.8435	5.58%
Total Cost:			\$4,685.88	\$0.00	\$4,685.88		



Filters: Cost Center Name Not Equal To DoNotReport; Billing Period Equal To 201312All Meter CodesAll Group Names

# elpaso

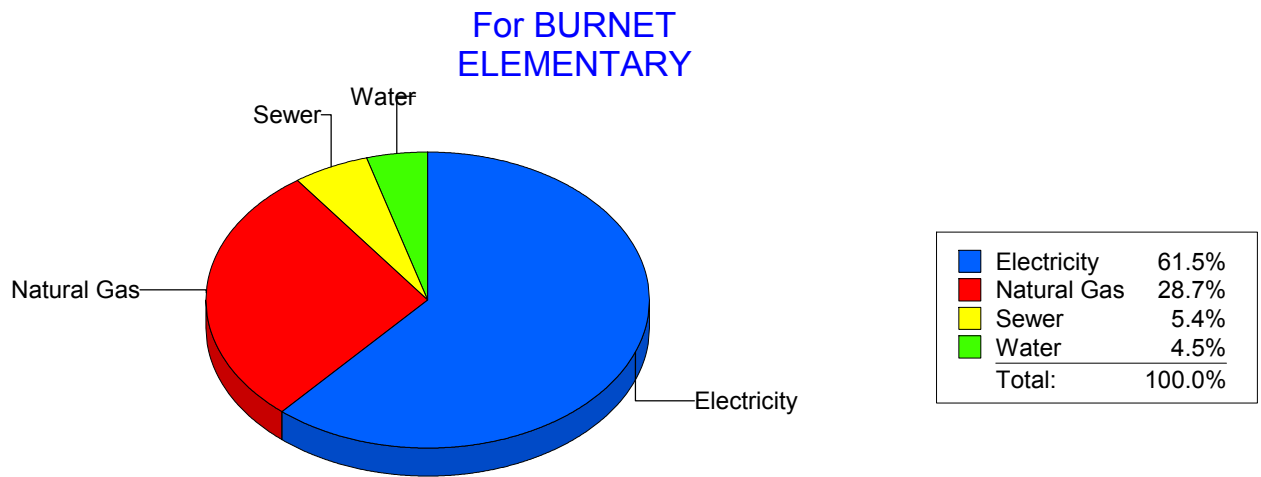
Energy CAP

Cost Avoidance Program

## Cost Summary Graph

Grouped by Energy Type

Energy Type	Use	Units	Meter Cost	Special Charges	Total Cost	Avg Unit Cost	% of Total Cost
Site: BURNET ELEMENTARY - BURNET ELEMENTARY							
Electricity	23,820	KWH	\$3,018.41	\$0.00	\$3,018.41	0.1267	61.46%
Natural Gas	1,977	CCF	\$1,407.07	\$0.00	\$1,407.07	0.7117	28.65%
Water	54	CCF	\$219.70	\$0.00	\$219.70	4.0685	4.47%
Sewer	95	CCF	\$265.74	\$0.00	\$265.74	2.7973	5.41%
Total Cost:			\$4,910.92	\$0.00	\$4,910.92		



Filters: Cost Center Name Not Equal To DoNotReport; Billing Period Equal To 201312All Meter CodesAll Group Names

# elpaso

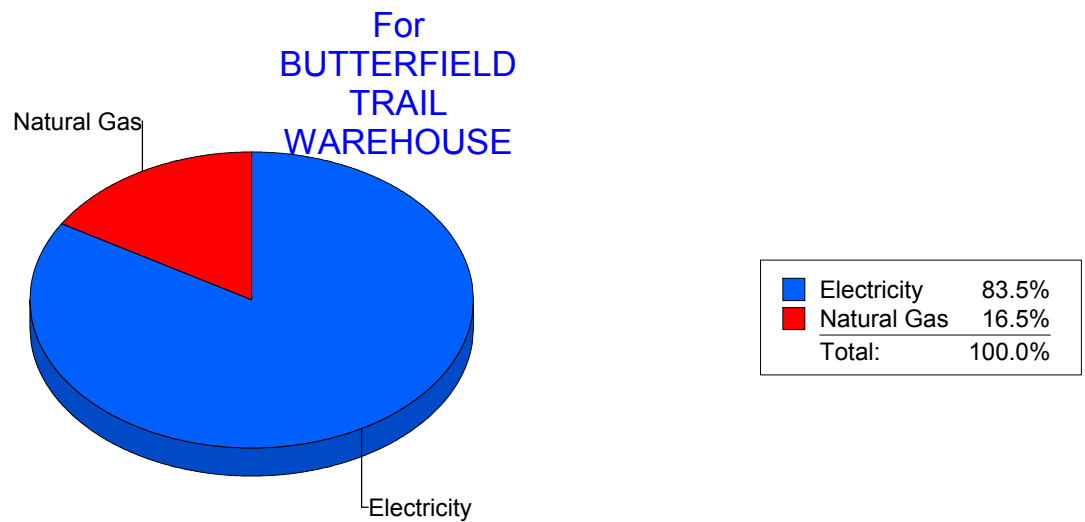
Energy CAP

Cost Avoidance Program

## Cost Summary Graph

Grouped by Energy Type

Energy Type	Use	Units	Meter Cost	Special Charges	Total Cost	Avg Unit Cost	% of Total Cost
Site: BUTTERFIELDTRAILWAREHOUSE - BUTTERFIELD TRAIL WAREHOUSE							
Electricity	2,900 KWH		\$334.45	\$0.00	\$334.45	0.1153	83.55%
Natural Gas	12 CCF		\$65.87	\$0.00	\$65.87	5.4892	16.45%
Total Cost:			\$400.32	\$0.00	\$400.32		



Filters: Cost Center Name Not Equal To DoNotReport; Billing Period Equal To 201312All Meter CodesAll Group Names

# elpaso

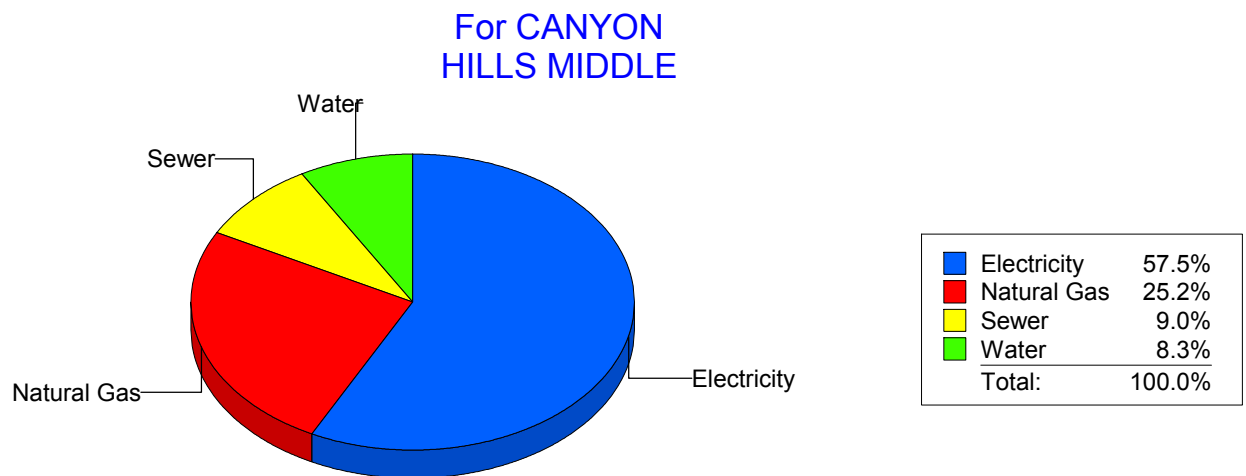
Energy CAP

Cost Avoidance Program

## Cost Summary Graph

Grouped by Energy Type

Energy Type	Use	Units	Meter Cost	Special Charges	Total Cost	Avg Unit Cost	% of Total Cost
Site: CANYON HILLS MIDDLE - CANYON HILLS MIDDLE							
Electricity	49,110	KWH	\$4,931.51	\$0.00	\$4,931.51	0.1004	57.50%
Natural Gas	3,274	CCF	\$2,165.25	\$0.00	\$2,165.25	0.6613	25.25%
Water	172	CCF	\$711.05	\$0.00	\$711.05	4.1340	8.29%
Sewer	225	CCF	\$768.96	\$0.00	\$768.96	3.4176	8.97%
Total Cost:			\$8,576.77	\$0.00	\$8,576.77		



Filters: Cost Center Name Not Equal To DoNotReport; Billing Period Equal To 201312All Meter CodesAll Group Names

# elpaso

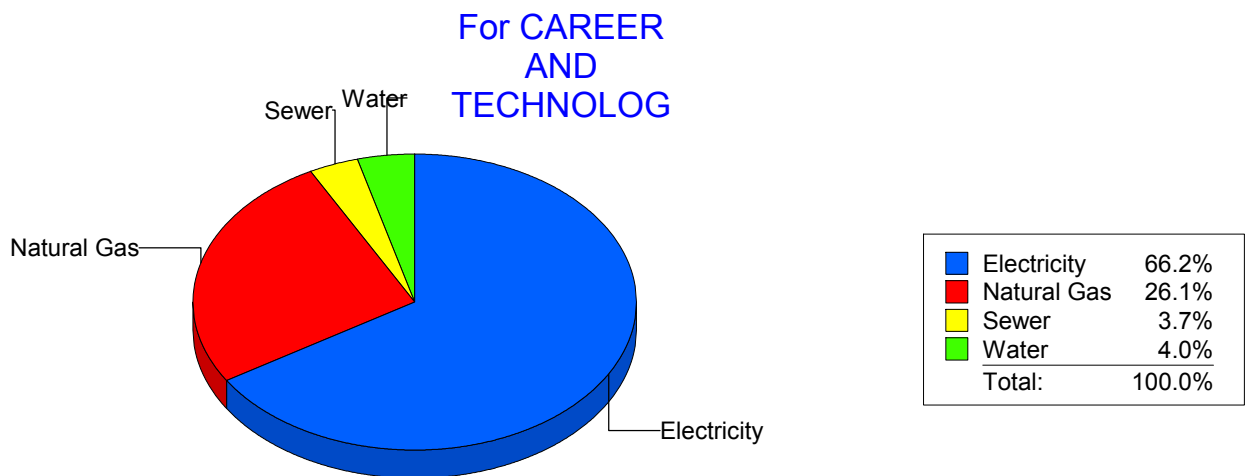
Energy CAP

Cost Avoidance Program

## Cost Summary Graph

Grouped by Energy Type

Energy Type	Use	Units	Meter Cost	Special Charges	Total Cost	Avg Unit Cost	% of Total Cost
Site: CAREER AND TECHNOLOG - CAREER AND TECHNOLOG							
Electricity	61,353	KWH	\$7,396.76	\$0.00	\$7,396.76	0.1206	66.22%
Natural Gas	4,588	CCF	\$2,913.06	\$0.00	\$2,913.06	0.6349	26.08%
Water	135	CCF	\$451.39	\$0.00	\$451.39	3.3436	4.04%
Sewer	150	CCF	\$409.34	\$0.00	\$409.34	2.7289	3.66%
Total Cost:			\$11,170.55	\$0.00	\$11,170.55		



Filters: Cost Center Name Not Equal To DoNotReport; Billing Period Equal To 201312All Meter CodesAll Group Names

# elpaso

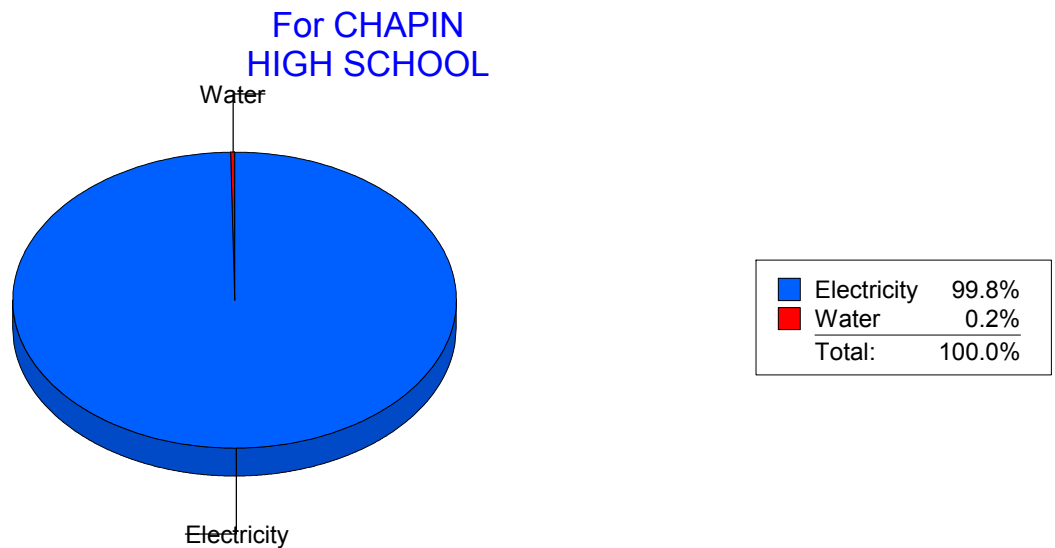
Energy CAP

Cost Avoidance Program

## Cost Summary Graph

Grouped by Energy Type

Energy Type	Use	Units	Meter Cost	Special Charges	Total Cost	Avg Unit Cost	% of Total Cost
Site: CHAPIN HIGH SCHOOL - CHAPIN HIGH SCHOOL							
Electricity	208,290	KWH	\$20,525.61	\$0.00	\$20,525.61	0.0985	99.77%
Water	0	CCF	\$47.20	\$0.00	\$47.20	0.0000	0.23%
Total Cost:			\$20,572.81	\$0.00	\$20,572.81		



Filters: Cost Center Name Not Equal To DoNotReport; Billing Period Equal To 201312All Meter CodesAll Group Names

# elpaso

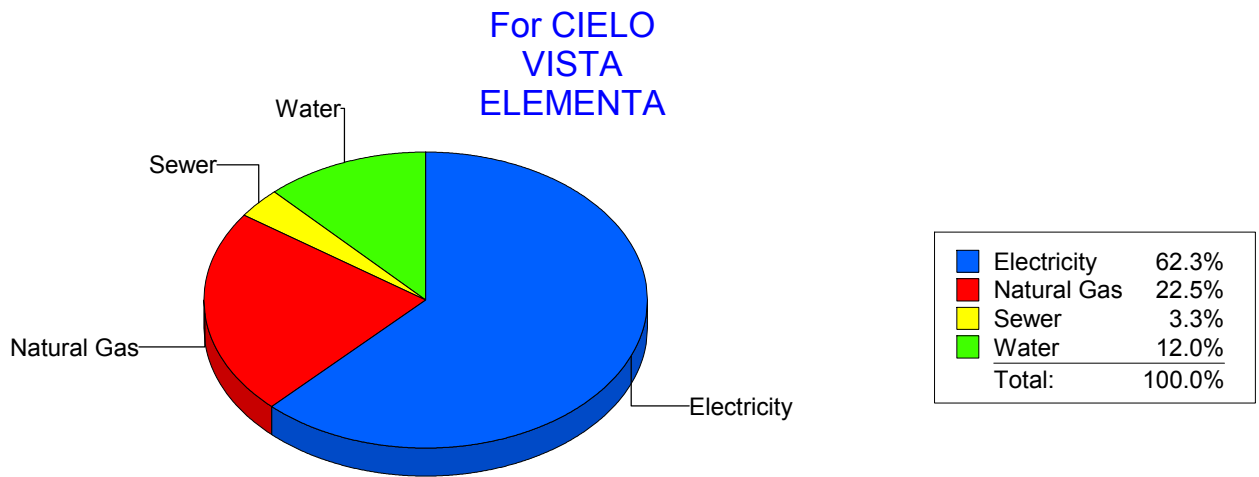
Energy CAP

Cost Avoidance Program

## Cost Summary Graph

Grouped by Energy Type

Energy Type	Use	Units	Meter Cost	Special Charges	Total Cost	Avg Unit Cost	% of Total Cost
Site: CIELO VISTA ELEMENTA - CIELO VISTA ELEMENTA							
Electricity	40,380	KWH	\$4,592.20	\$0.00	\$4,592.20	0.1137	62.32%
Natural Gas	2,462	CCF	\$1,654.40	\$0.00	\$1,654.40	0.6720	22.45%
Water	221	CCF	\$880.68	\$0.00	\$880.68	3.9850	11.95%
Sewer	67	CCF	\$241.29	\$0.00	\$241.29	3.6013	3.27%
Total Cost:			\$7,368.57	\$0.00	\$7,368.57		



Filters: Cost Center Name Not Equal To DoNotReport; Billing Period Equal To 201312All Meter CodesAll Group Names

**elpaso**

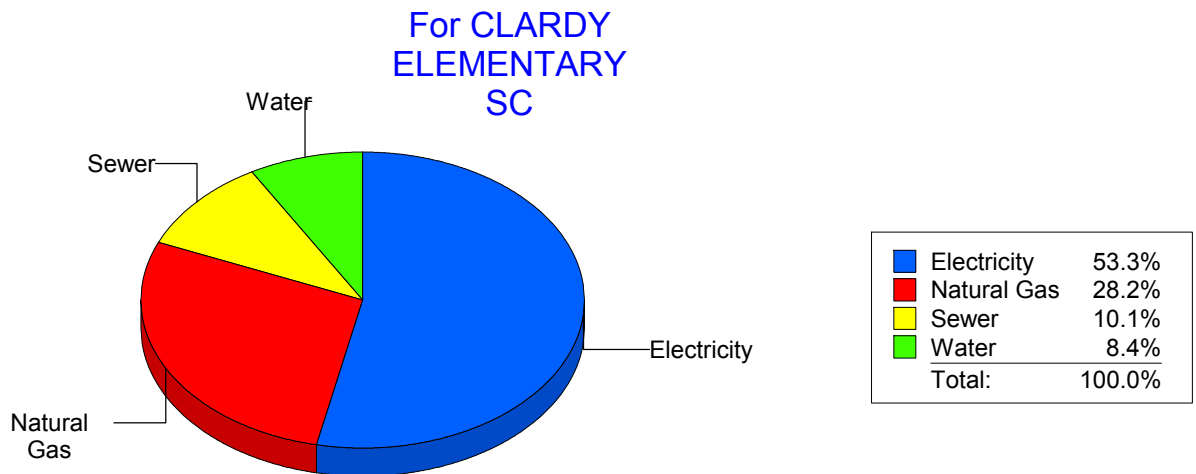
Energy CAP

Cost Avoidance Program

**Cost Summary Graph**

Grouped by Energy Type

Energy Type	Use	Units	Meter Cost	Special Charges	Total Cost	Avg Unit Cost	% of Total Cost
Site: CLARDY ELEMENTARY SC - CLARDY ELEMENTARY SC							
Electricity	25,193	KWH	\$3,296.77	\$0.00	\$3,296.77	0.1309	53.30%
Natural Gas	2,608	CCF	\$1,744.13	\$0.00	\$1,744.13	0.6688	28.20%
Water	203	CCF	\$519.80	\$0.00	\$519.80	2.5606	8.40%
Sewer	296	CCF	\$624.63	\$0.00	\$624.63	2.1102	10.10%
Total Cost:			\$6,185.33	\$0.00	\$6,185.33		



Filters: Cost Center Name Not Equal To DoNotReport; Billing Period Equal To 201312All Meter CodesAll Group Names



# elpaso

Energy CAP

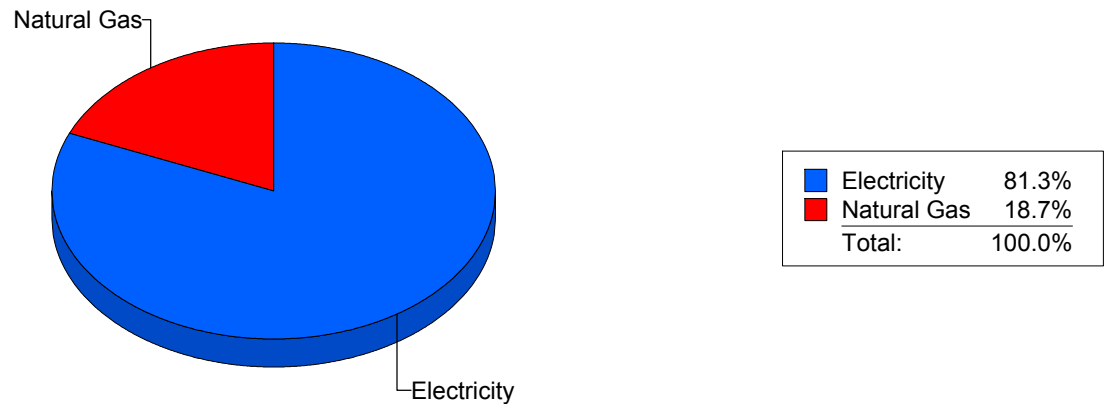
Cost Avoidance Program

## Cost Summary Graph

Grouped by Energy Type

Energy Type	Use	Units	Meter Cost	Special Charges	Total Cost	Avg Unit Cost	% of Total Cost
Site: CLENDININ - CLENDININ							
Electricity	35,100	KWH	\$4,832.30	\$0.00	\$4,832.30	0.1377	81.27%
Natural Gas	1,687	CCF	\$1,113.82	\$0.00	\$1,113.82	0.6602	18.73%
Total Cost:			\$5,946.12	\$0.00	\$5,946.12		

For CLENDININ



Filters: Cost Center Name Not Equal To DoNotReport; Billing Period Equal To 201312All Meter CodesAll Group Names

# elpaso

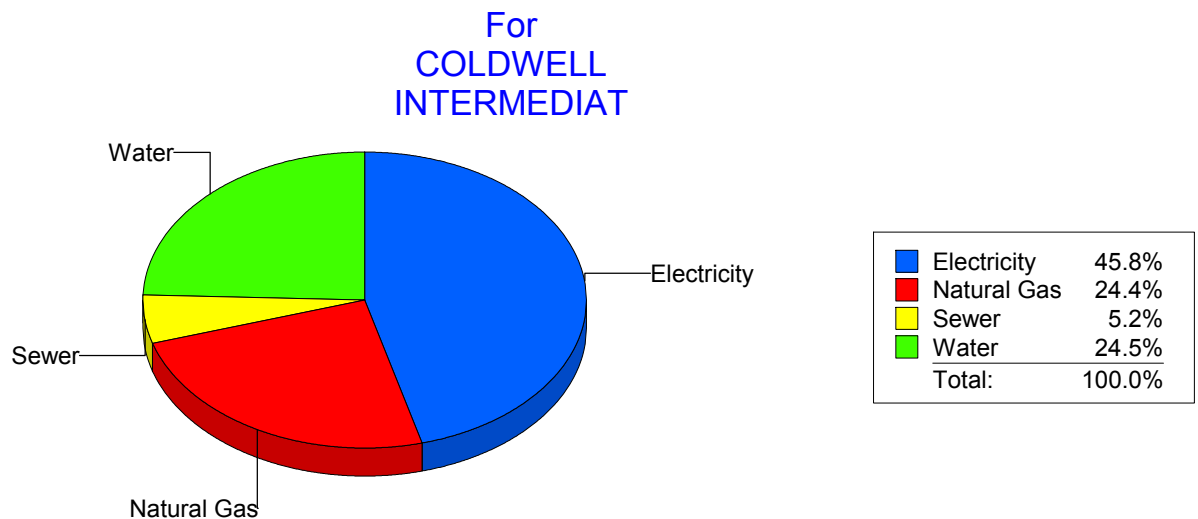
Energy CAP

Cost Avoidance Program

## Cost Summary Graph

Grouped by Energy Type

Energy Type	Use	Units	Meter Cost	Special Charges	Total Cost	Avg Unit Cost	% of Total Cost
Site: COLDWELL INTERMEDIAT - COLDWELL INTERMEDIAT							
Electricity	26,231	KWH	\$2,921.59	\$0.00	\$2,921.59	0.1114	45.83%
Natural Gas	2,215	CCF	\$1,558.17	\$0.00	\$1,558.17	0.7035	24.44%
Water	318	CCF	\$1,564.94	\$0.00	\$1,564.94	4.9212	24.55%
Sewer	103	CCF	\$330.29	\$0.00	\$330.29	3.2067	5.18%
Total Cost:			\$6,374.99	\$0.00	\$6,374.99		



Filters: Cost Center Name Not Equal To DoNotReport; Billing Period Equal To 201312All Meter CodesAll Group Names

# elpaso

Energy CAP

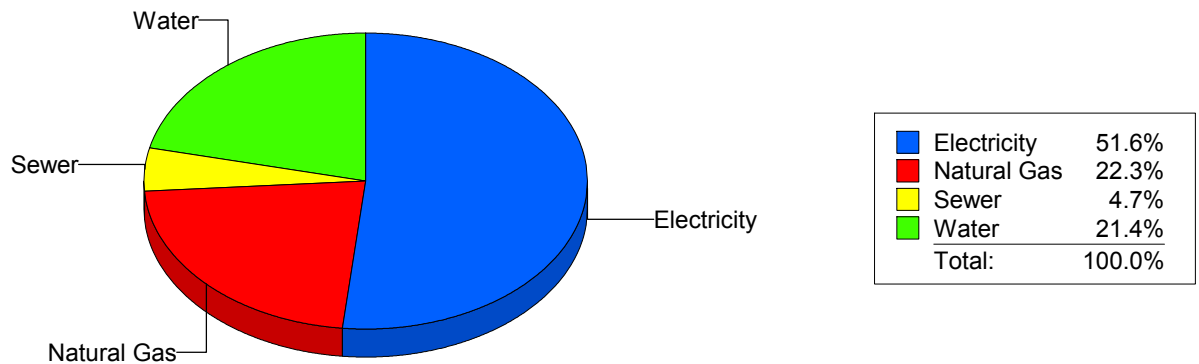
Cost Avoidance Program

## Cost Summary Graph

Grouped by Energy Type

Energy Type	Use	Units	Meter Cost	Special Charges	Total Cost	Avg Unit Cost	% of Total Cost
Site: COLLINS ELEMENTARY - COLLINS ELEMENTARY							
Electricity	44,668	KWH	\$4,984.96	\$0.00	\$4,984.96	0.1116	51.59%
Natural Gas	3,267	CCF	\$2,159.37	\$0.00	\$2,159.37	0.6610	22.35%
Water	493	CCF	\$2,064.72	\$0.00	\$2,064.72	4.1881	21.37%
Sewer	221	CCF	\$453.81	\$0.00	\$453.81	2.0534	4.70%
Total Cost:			\$9,662.86	\$0.00	\$9,662.86		

For COLLINS  
ELEMENTARY



Filters: Cost Center Name Not Equal To DoNotReport; Billing Period Equal To 201312All Meter CodesAll Group Names

# elpaso

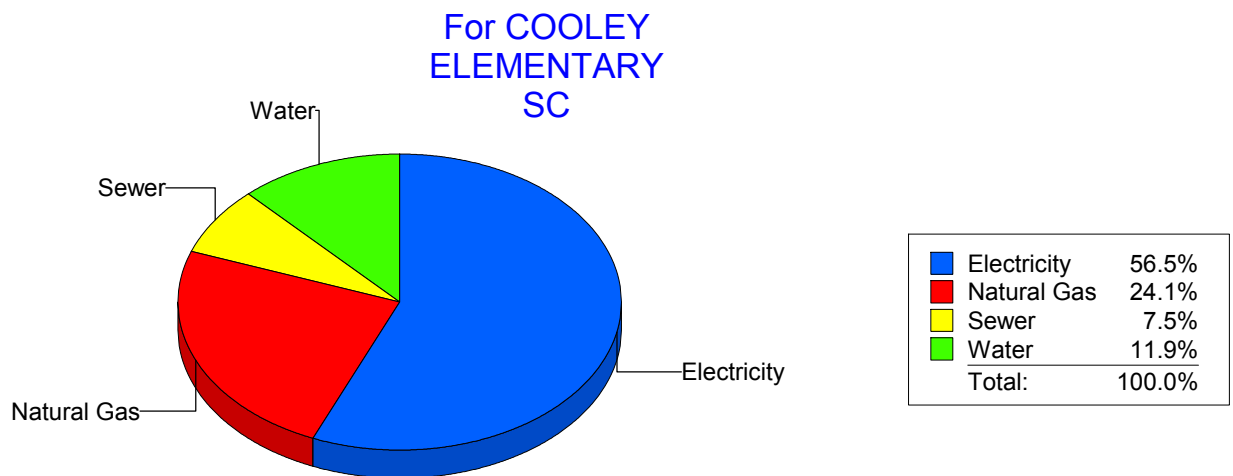
Energy CAP

Cost Avoidance Program

## Cost Summary Graph

Grouped by Energy Type

Energy Type	Use	Units	Meter Cost	Special Charges	Total Cost	Avg Unit Cost	% of Total Cost
Site: COOLEY ELEMENTARY SC - COOLEY ELEMENTARY SC							
Electricity	53,800	KWH	\$5,710.40	\$0.00	\$5,710.40	0.1061	56.52%
Natural Gas	3,710	CCF	\$2,433.88	\$0.00	\$2,433.88	0.6560	24.09%
Water	212	CCF	\$1,201.07	\$0.00	\$1,201.07	5.6654	11.89%
Sewer	219	CCF	\$757.58	\$0.00	\$757.58	3.4593	7.50%
Total Cost:			\$10,102.93	\$0.00	\$10,102.93		



Filters: Cost Center Name Not Equal To DoNotReport; Billing Period Equal To 201312All Meter CodesAll Group Names

# elpaso

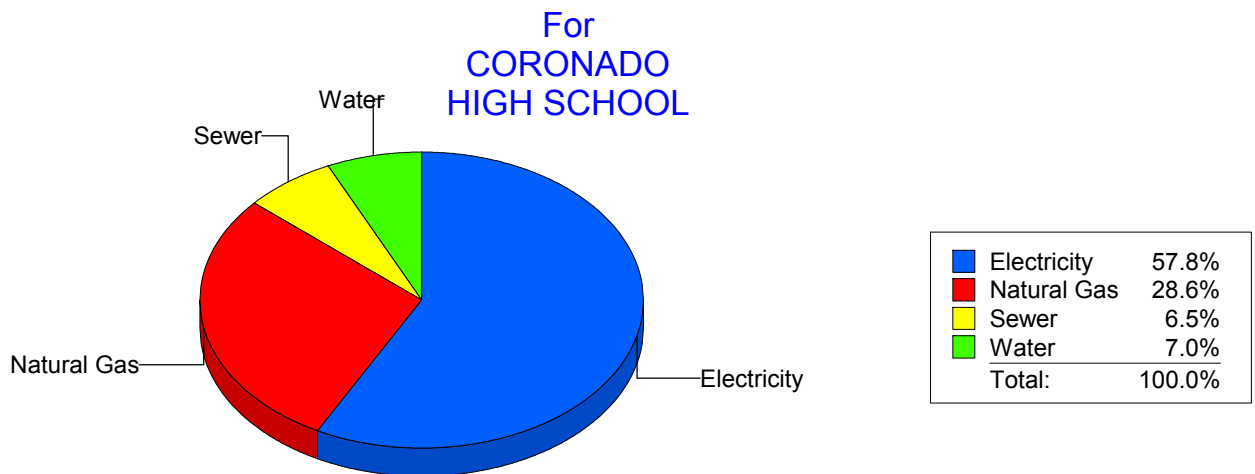
Energy CAP

Cost Avoidance Program

## Cost Summary Graph

Grouped by Energy Type

Energy Type	Use	Units	Meter Cost	Special Charges	Total Cost	Avg Unit Cost	% of Total Cost
Site: CORONADO HIGH SCHOOL - CORONADO HIGH SCHOOL							
Electricity	165,526	KWH	\$16,862.25	\$0.00	\$16,862.25	0.1019	57.83%
Natural Gas	13,235	CCF	\$8,350.64	\$0.00	\$8,350.64	0.6310	28.64%
Water	1,168	CCF	\$2,053.14	\$0.00	\$2,053.14	1.7578	7.04%
Sewer	1,141	CCF	\$1,892.99	\$0.00	\$1,892.99	1.6591	6.49%
Total Cost:			\$29,159.02	\$0.00	\$29,159.02		



Filters: Cost Center Name Not Equal To DoNotReport; Billing Period Equal To 201312All Meter CodesAll Group Names

# elpaso

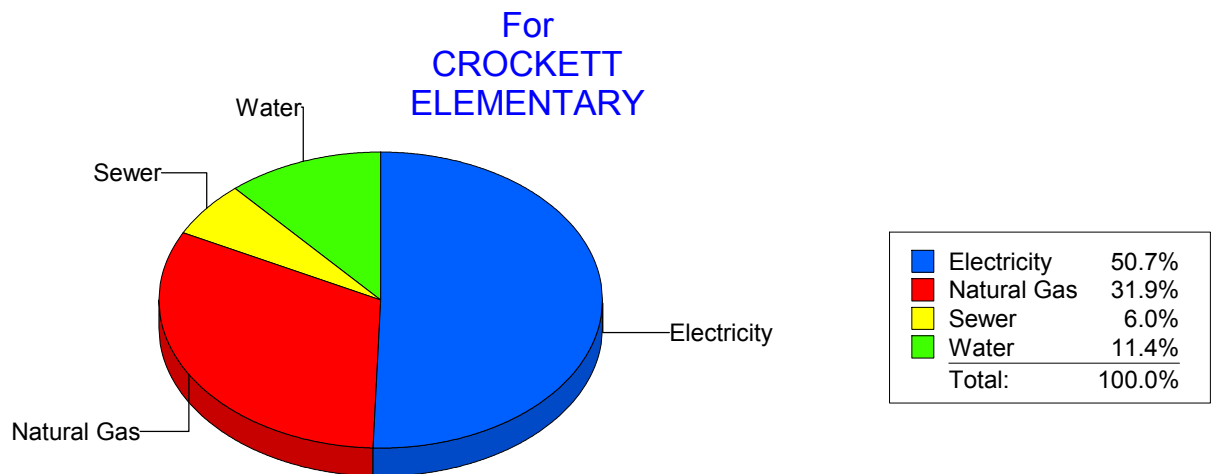
Energy CAP

Cost Avoidance Program

## Cost Summary Graph

Grouped by Energy Type

Energy Type	Use	Units	Meter Cost	Special Charges	Total Cost	Avg Unit Cost	% of Total Cost
Site: CROCKETT - CROCKETT ELEMENTARY							
Electricity	22,800	KWH	\$2,655.57	\$0.00	\$2,655.57	0.1165	50.68%
Natural Gas	2,580	CCF	\$1,672.65	\$0.00	\$1,672.65	0.6483	31.92%
Water	184	CCF	\$595.99	\$0.00	\$595.99	3.2391	11.37%
Sewer	131	CCF	\$315.42	\$0.00	\$315.42	2.4078	6.02%
Total Cost:			\$5,239.63	\$0.00	\$5,239.63		



Filters: Cost Center Name Not Equal To DoNotReport; Billing Period Equal To 201312All Meter CodesAll Group Names

# elpaso

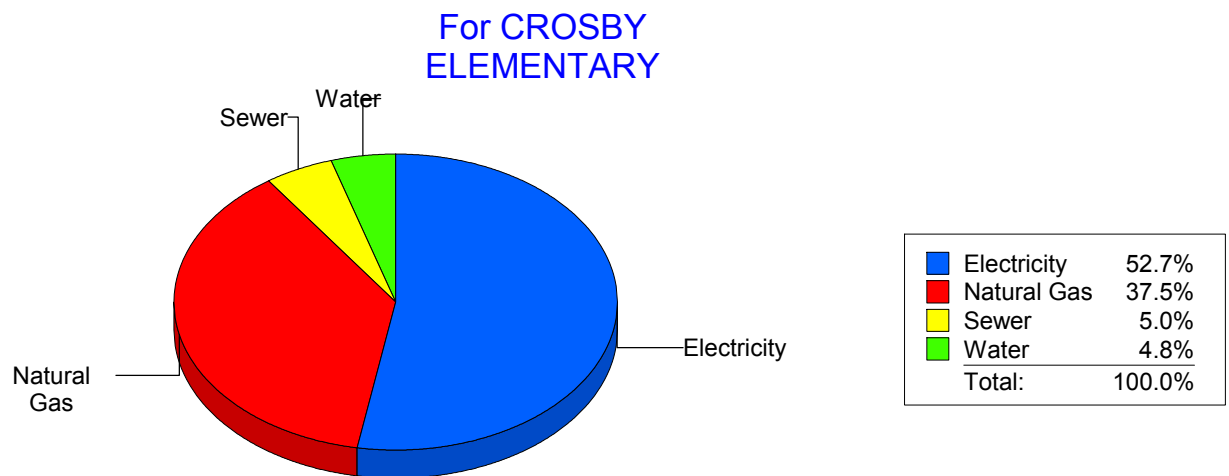
Energy CAP

Cost Avoidance Program

## Cost Summary Graph

Grouped by Energy Type

Energy Type	Use	Units	Meter Cost	Special Charges	Total Cost	Avg Unit Cost	% of Total Cost
Site: CROSBY ELEMENTARY - CROSBY ELEMENTARY							
Electricity	26,547	KWH	\$2,982.71	\$0.00	\$2,982.71	0.1124	52.72%
Natural Gas	3,216	CCF	\$2,123.37	\$0.00	\$2,123.37	0.6603	37.53%
Water	86	CCF	\$269.62	\$0.00	\$269.62	3.1351	4.77%
Sewer	107	CCF	\$282.30	\$0.00	\$282.30	2.6383	4.99%
Total Cost:			\$5,658.00	\$0.00	\$5,658.00		



Filters: Cost Center Name Not Equal To DoNotReport; Billing Period Equal To 201312All Meter CodesAll Group Names

# elpaso

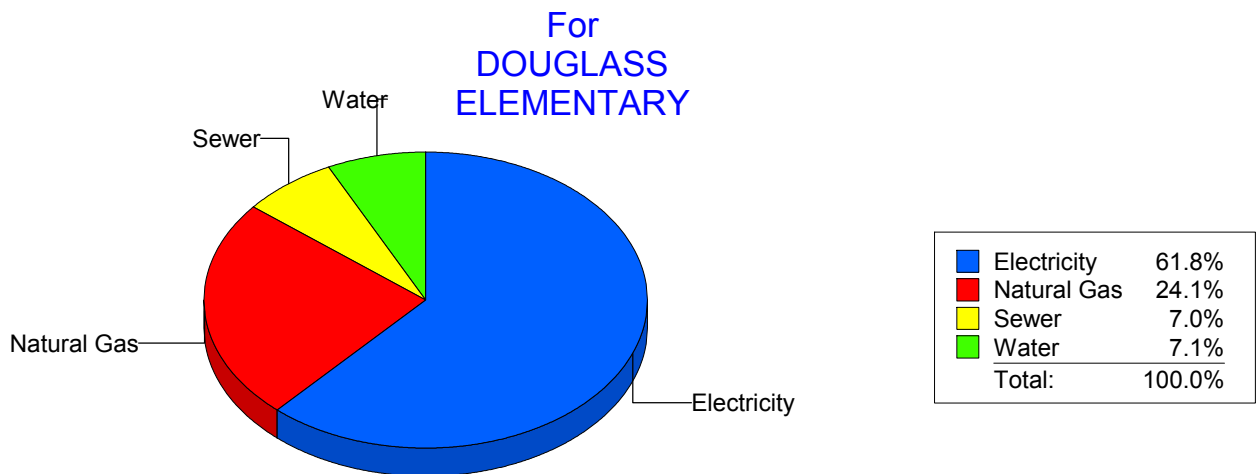
Energy CAP

Cost Avoidance Program

## Cost Summary Graph

Grouped by Energy Type

Energy Type	Use	Units	Meter Cost	Special Charges	Total Cost	Avg Unit Cost	% of Total Cost
Site: DOUGLASS ELEMENTARY - DOUGLASS ELEMENTARY							
Electricity	31,674	KWH	\$3,359.71	\$0.00	\$3,359.71	0.1061	61.78%
Natural Gas	1,917	CCF	\$1,310.65	\$0.00	\$1,310.65	0.6837	24.10%
Water	144	CCF	\$385.95	\$0.00	\$385.95	2.6802	7.10%
Sewer	142	CCF	\$381.63	\$0.00	\$381.63	2.6875	7.02%
Total Cost:			\$5,437.94	\$0.00	\$5,437.94		



Filters: Cost Center Name Not Equal To DoNotReport; Billing Period Equal To 201312All Meter CodesAll Group Names



# elpaso

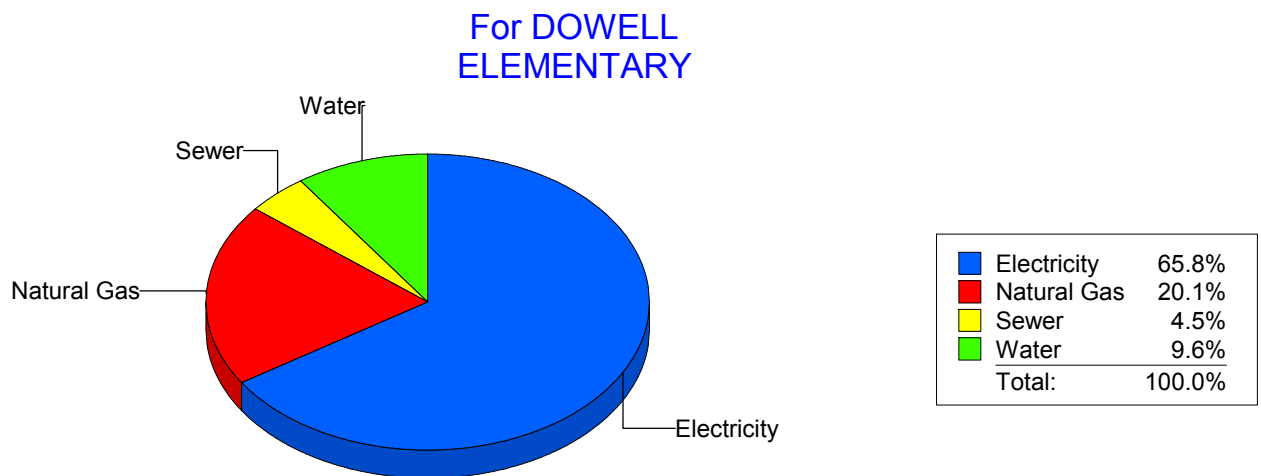
Energy CAP

Cost Avoidance Program

## Cost Summary Graph

Grouped by Energy Type

Energy Type	Use	Units	Meter Cost	Special Charges	Total Cost	Avg Unit Cost	% of Total Cost
Site: DOWELL ELEMENTARY - DOWELL ELEMENTARY							
Electricity	18,193	KWH	\$2,090.50	\$0.00	\$2,090.50	0.1149	65.83%
Natural Gas	926	CCF	\$637.68	\$0.00	\$637.68	0.6886	20.08%
Water	108	CCF	\$305.37	\$0.00	\$305.37	2.8275	9.62%
Sewer	64	CCF	\$141.83	\$0.00	\$141.83	2.2161	4.47%
Total Cost:			\$3,175.38	\$0.00	\$3,175.38		



Filters: Cost Center Name Not Equal To DoNotReport; Billing Period Equal To 201312All Meter CodesAll Group Names

# elpaso

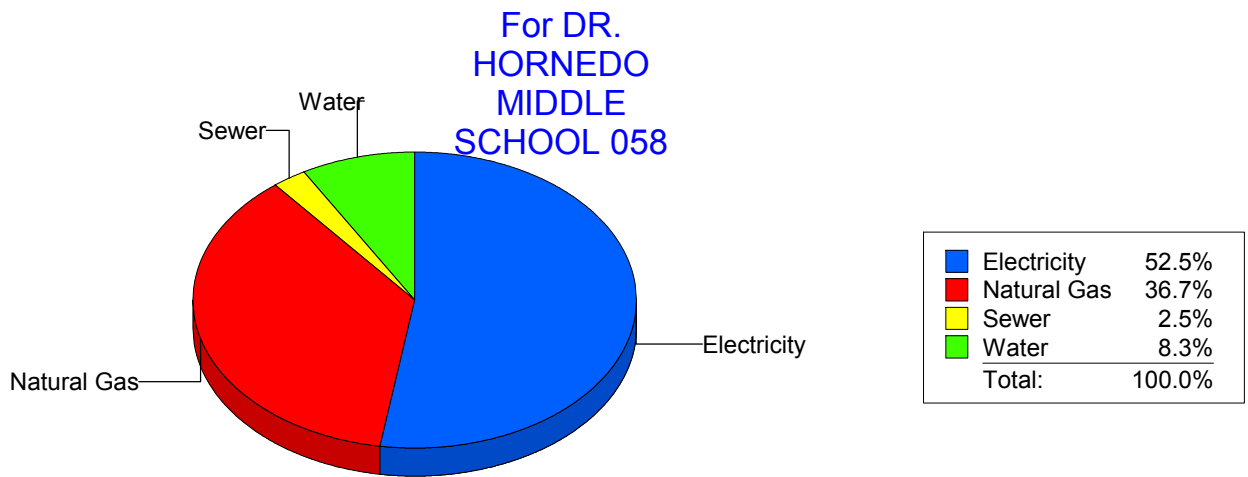
Energy CAP

Cost Avoidance Program

## Cost Summary Graph

Grouped by Energy Type

Energy Type	Use	Units	Meter Cost	Special Charges	Total Cost	Avg Unit Cost	% of Total Cost
Site: DRHORNEDOMIDDLESCHOOL - DR. HORNEDO MIDDLE SCHOOL 058							
Electricity	82,400	KWH	\$7,591.01	\$0.00	\$7,591.01	0.0921	52.47%
Natural Gas	8,475	CCF	\$5,305.87	\$0.00	\$5,305.87	0.6261	36.68%
Water	311	CCF	\$1,206.38	\$0.00	\$1,206.38	3.8790	8.34%
Sewer	97	CCF	\$363.09	\$0.00	\$363.09	3.7432	2.51%
Total Cost:			\$14,466.35	\$0.00	\$14,466.35		



Filters: Cost Center Name Not Equal To DoNotReport; Billing Period Equal To 201312All Meter CodesAll Group Names

# elpaso

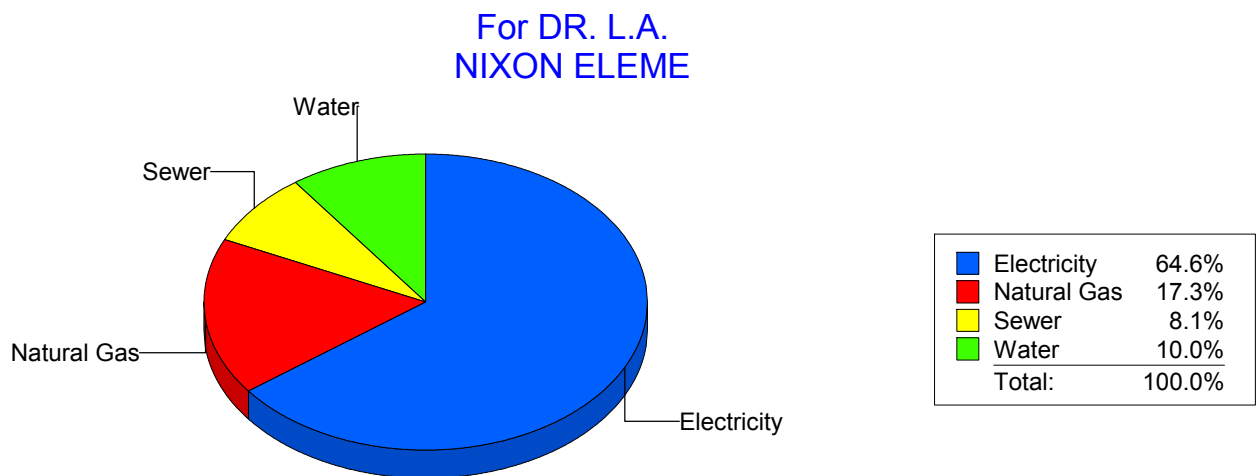
Energy CAP

Cost Avoidance Program

## Cost Summary Graph

Grouped by Energy Type

Energy Type	Use	Units	Meter Cost	Special Charges	Total Cost	Avg Unit Cost	% of Total Cost
Site: DR. L.A. NIXON ELEME - DR. L.A. NIXON ELEME							
Electricity	41,920	KWH	\$4,339.47	\$0.00	\$4,339.47	0.1035	64.60%
Natural Gas	1,679	CCF	\$1,161.83	\$0.00	\$1,161.83	0.6920	17.30%
Water	273	CCF	\$674.76	\$0.00	\$674.76	2.4716	10.04%
Sewer	197	CCF	\$541.52	\$0.00	\$541.52	2.7488	8.06%
Total Cost:			\$6,717.58	\$0.00	\$6,717.58		



Filters: Cost Center Name Not Equal To DoNotReport; Billing Period Equal To 201312All Meter CodesAll Group Names

# elpaso

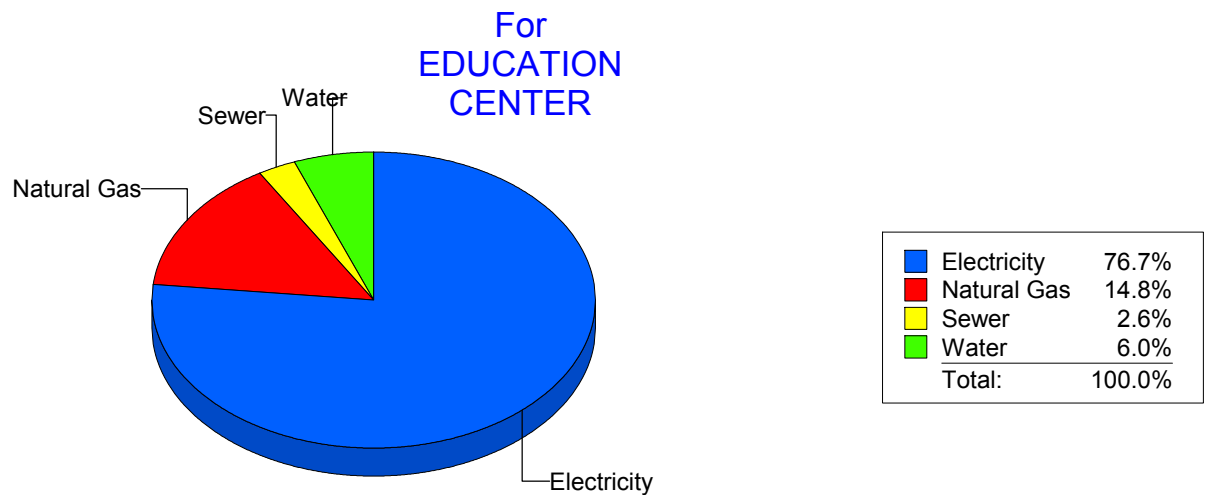
Energy CAP

Cost Avoidance Program

## Cost Summary Graph

Grouped by Energy Type

Energy Type	Use	Units	Meter Cost	Special Charges	Total Cost	Avg Unit Cost	% of Total Cost
Site: EDUCATION CENTER - EDUCATION CENTER							
Electricity	204,906	KWH	\$18,942.11	\$0.00	\$18,942.11	0.0924	76.70%
Natural Gas	5,781	CCF	\$3,647.45	\$0.00	\$3,647.45	0.6309	14.77%
Water	603	CCF	\$1,472.90	\$0.00	\$1,472.90	2.4426	5.96%
Sewer	264	CCF	\$633.98	\$0.00	\$633.98	2.4014	2.57%
Total Cost:			\$24,696.44	\$0.00	\$24,696.44		



Filters: Cost Center Name Not Equal To DoNotReport; Billing Period Equal To 201312All Meter CodesAll Group Names

# elpaso

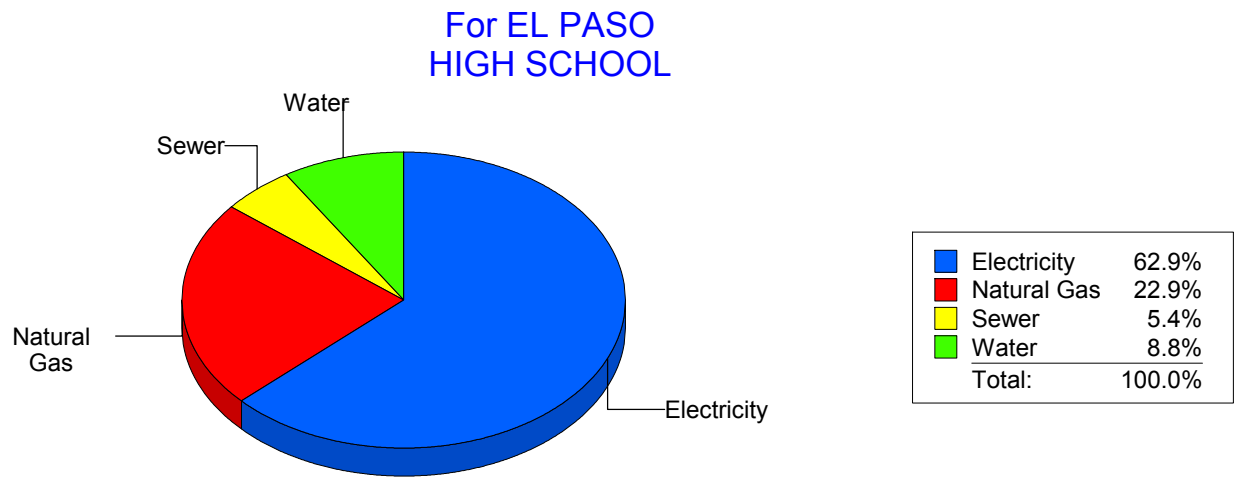
Energy CAP

Cost Avoidance Program

## Cost Summary Graph

Grouped by Energy Type

Energy Type	Use	Units	Meter Cost	Special Charges	Total Cost	Avg Unit Cost	% of Total Cost
Site: EL PASO HIGH SCHOOL - EL PASO HIGH SCHOOL							
Electricity	124,072	KWH	\$13,599.94	\$0.00	\$13,599.94	0.1096	62.94%
Natural Gas	7,395	CCF	\$4,945.61	\$0.00	\$4,945.61	0.6688	22.89%
Water	541	CCF	\$1,903.27	\$0.00	\$1,903.27	3.5181	8.81%
Sewer	518	CCF	\$1,160.22	\$0.00	\$1,160.22	2.2398	5.37%
Total Cost:			\$21,609.04	\$0.00	\$21,609.04		



Filters: Cost Center Name Not Equal To DoNotReport; Billing Period Equal To 201312All Meter CodesAll Group Names

# elpaso

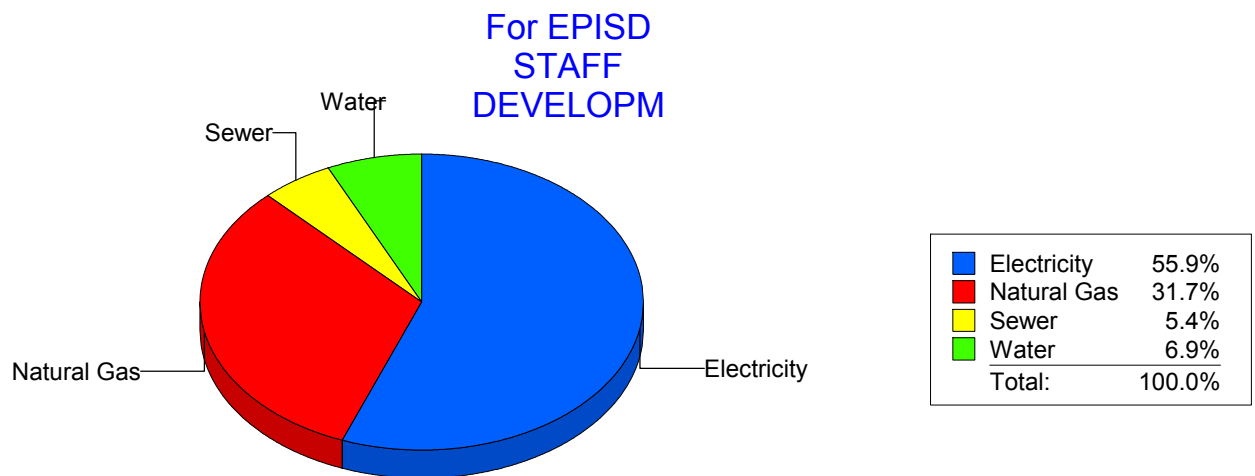
Energy CAP

Cost Avoidance Program

## Cost Summary Graph

Grouped by Energy Type

Energy Type	Use	Units	Meter Cost	Special Charges	Total Cost	Avg Unit Cost	% of Total Cost
Site: EPISD STAFF DEVELOPM - EPISD STAFF DEVELOPM							
Electricity	8,920	KWH	\$878.45	\$0.00	\$878.45	0.0985	55.95%
Natural Gas	703	CCF	\$498.03	\$0.00	\$498.03	0.7084	31.72%
Water	25	CCF	\$108.36	\$0.00	\$108.36	4.3344	6.90%
Sewer	23	CCF	\$85.25	\$0.00	\$85.25	3.7065	5.43%
Total Cost:			\$1,570.09	\$0.00	\$1,570.09		



Filters: Cost Center Name Not Equal To DoNotReport; Billing Period Equal To 201312All Meter CodesAll Group Names

# elpaso

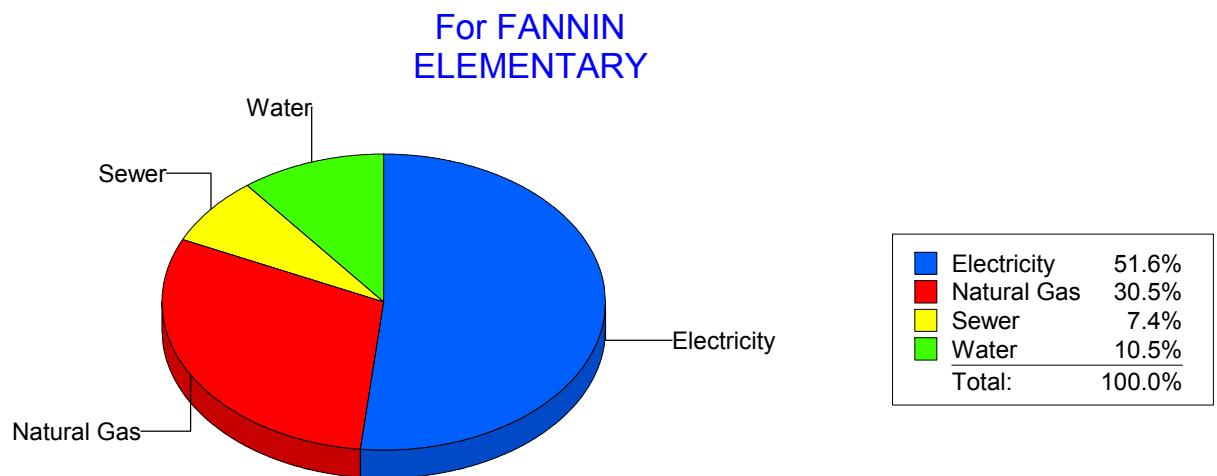
Energy CAP

Cost Avoidance Program

## Cost Summary Graph

Grouped by Energy Type

Energy Type	Use	Units	Meter Cost	Special Charges	Total Cost	Avg Unit Cost	% of Total Cost
Site: FANNIN ELEMENTARY - FANNIN ELEMENTARY							
Electricity	26,951	KWH	\$2,777.51	\$0.00	\$2,777.51	0.1031	51.59%
Natural Gas	2,364	CCF	\$1,641.96	\$0.00	\$1,641.96	0.6946	30.50%
Water	147	CCF	\$567.83	\$0.00	\$567.83	3.8628	10.55%
Sewer	131	CCF	\$396.93	\$0.00	\$396.93	3.0300	7.37%
Total Cost:			\$5,384.23	\$0.00	\$5,384.23		



Filters: Cost Center Name Not Equal To DoNotReport; Billing Period Equal To 201312All Meter CodesAll Group Names

# elpaso

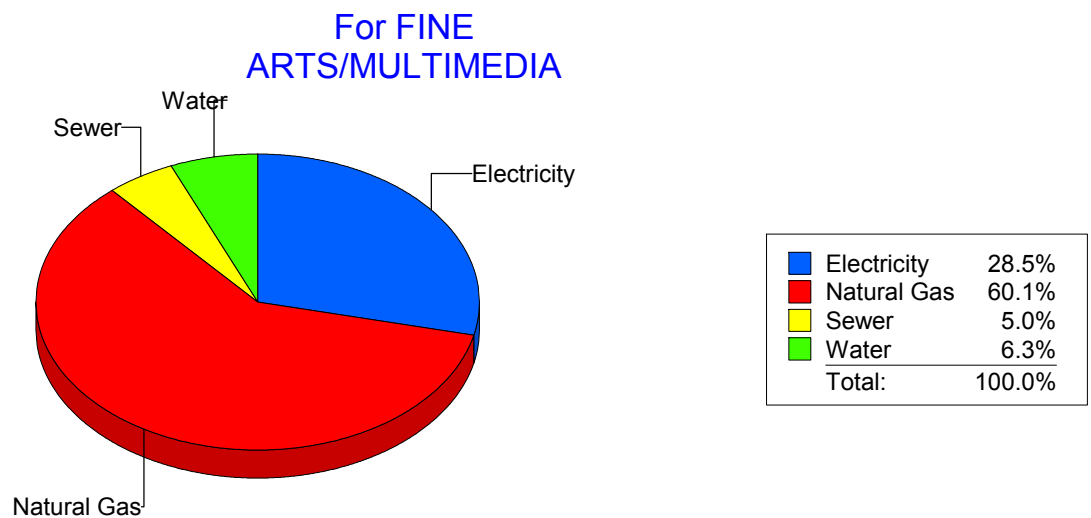
Energy CAP

Cost Avoidance Program

## Cost Summary Graph

Grouped by Energy Type

Energy Type	Use	Units	Meter Cost	Special Charges	Total Cost	Avg Unit Cost	% of Total Cost
Site: FINE ARTS/MULTIMEDIA - FINE ARTS/MULTIMEDIA							
Electricity	12,077	KWH	\$1,253.84	\$0.00	\$1,253.84	0.1038	28.54%
Natural Gas	4,144	CCF	\$2,639.73	\$0.00	\$2,639.73	0.6370	60.08%
Water	135	CCF	\$278.33	\$0.00	\$278.33	2.0617	6.33%
Sewer	112	CCF	\$221.88	\$0.00	\$221.88	1.9811	5.05%
Total Cost:			\$4,393.78	\$0.00	\$4,393.78		



Filters: Cost Center Name Not Equal To DoNotReport; Billing Period Equal To 201312All Meter CodesAll Group Names



# elpaso

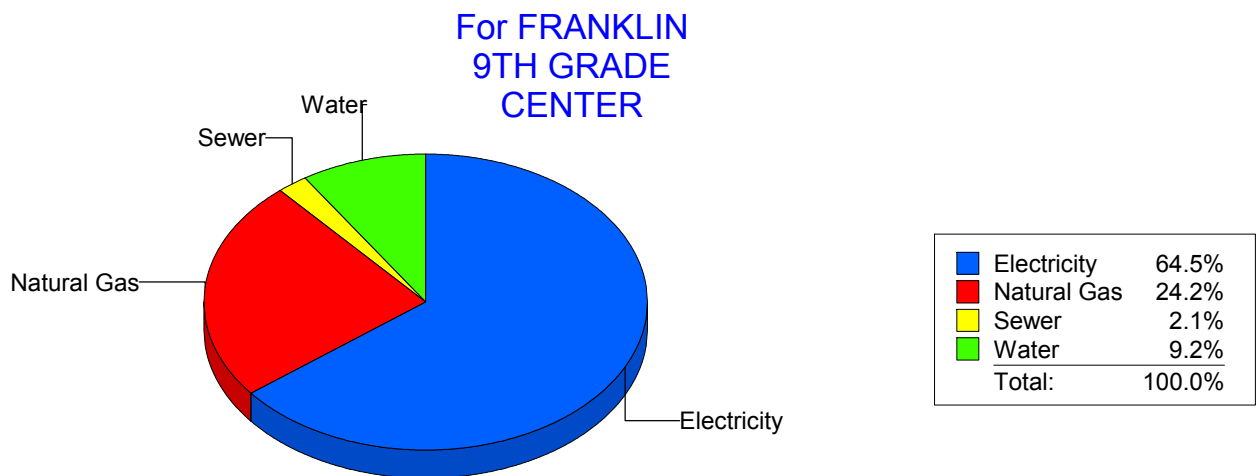
Energy CAP

Cost Avoidance Program

## Cost Summary Graph

Grouped by Energy Type

Energy Type	Use	Units	Meter Cost	Special Charges	Total Cost	Avg Unit Cost	% of Total Cost
Site: FRANKLIN9THGRADECENTER - FRANKLIN 9TH GRADE CENTER							
Electricity	95,000	KWH	\$11,054.60	\$0.00	\$11,054.60	0.1164	64.49%
Natural Gas	6,587	CCF	\$4,143.63	\$0.00	\$4,143.63	0.6291	24.17%
Water	1,267	CCF	\$1,583.79	\$0.00	\$1,583.79	1.2500	9.24%
Sewer	95	CCF	\$360.33	\$0.00	\$360.33	3.7929	2.10%
Total Cost:			\$17,142.35	\$0.00	\$17,142.35		



Filters: Cost Center Name Not Equal To DoNotReport; Billing Period Equal To 201312All Meter CodesAll Group Names

**elpaso**

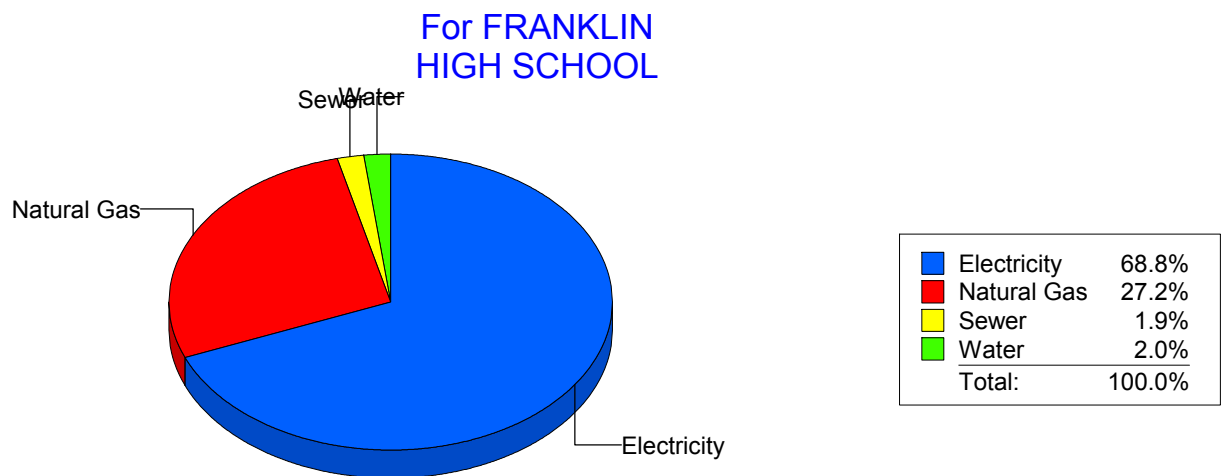
Energy CAP

Cost Avoidance Program

**Cost Summary Graph**

Grouped by Energy Type

Energy Type	Use	Units	Meter Cost	Special Charges	Total Cost	Avg Unit Cost	% of Total Cost
Site: FRANKLIN HIGH SCHOOL - FRANKLIN HIGH SCHOOL							
Electricity	233,882	KWH	\$22,962.90	\$0.00	\$22,962.90	0.0982	68.85%
Natural Gas	14,520	CCF	\$9,081.40	\$0.00	\$9,081.40	0.6254	27.23%
Water	264	CCF	\$660.41	\$0.00	\$660.41	2.5016	1.98%
Sewer	303	CCF	\$647.37	\$0.00	\$647.37	2.1365	1.94%
Total Cost:			\$33,352.08	\$0.00	\$33,352.08		



Filters: Cost Center Name Not Equal To DoNotReport; Billing Period Equal To 201312All Meter CodesAll Group Names

# elpaso

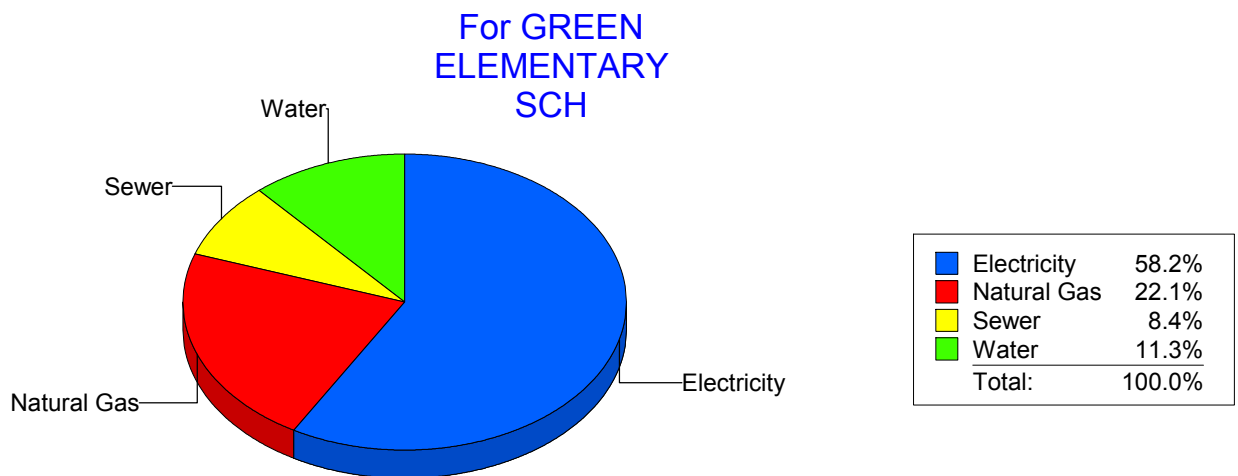
Energy CAP

Cost Avoidance Program

## Cost Summary Graph

Grouped by Energy Type

Energy Type	Use	Units	Meter Cost	Special Charges	Total Cost	Avg Unit Cost	% of Total Cost
Site: GREEN ELEMENTARY SCH - GREEN ELEMENTARY SCH							
Electricity	30,300	KWH	\$3,565.53	\$0.00	\$3,565.53	0.1177	58.23%
Natural Gas	1,980	CCF	\$1,350.97	\$0.00	\$1,350.97	0.6823	22.06%
Water	239	CCF	\$689.14	\$0.00	\$689.14	2.8834	11.25%
Sewer	160	CCF	\$517.35	\$0.00	\$517.35	3.2334	8.45%
Total Cost:			\$6,122.99	\$0.00	\$6,122.99		



Filters: Cost Center Name Not Equal To DoNotReport; Billing Period Equal To 201312All Meter CodesAll Group Names

**elpaso**

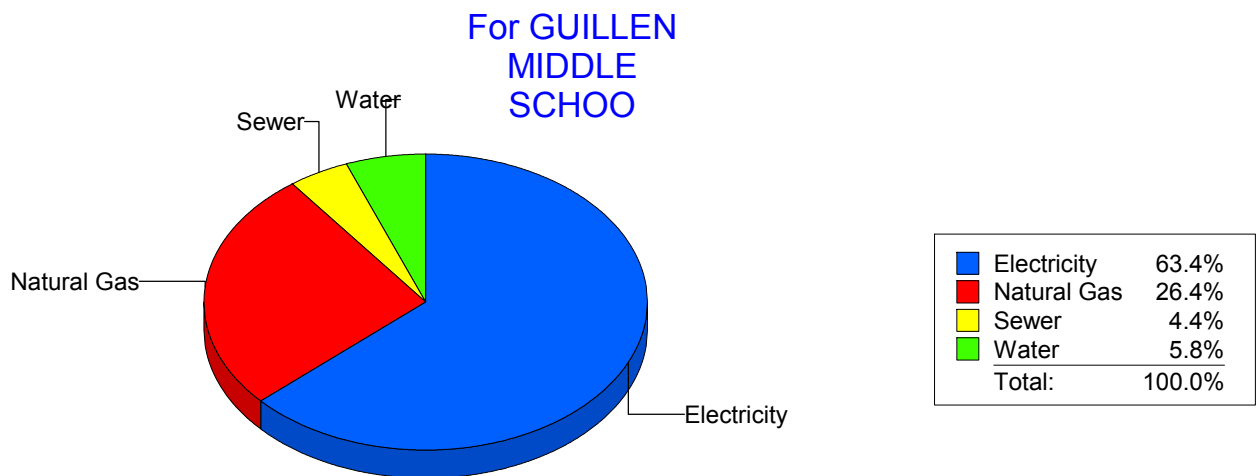
Energy CAP

Cost Avoidance Program

**Cost Summary Graph**

Grouped by Energy Type

Energy Type	Use	Units	Meter Cost	Special Charges	Total Cost	Avg Unit Cost	% of Total Cost
Site: GUILLEN MIDDLE SCHOO - GUILLEN MIDDLE SCHOO							
Electricity	83,303	KWH	\$8,847.70	\$0.00	\$8,847.70	0.1062	63.43%
Natural Gas	5,698	CCF	\$3,679.87	\$0.00	\$3,679.87	0.6458	26.38%
Water	329	CCF	\$808.84	\$0.00	\$808.84	2.4585	5.80%
Sewer	287	CCF	\$612.21	\$0.00	\$612.21	2.1331	4.39%
Total Cost:			\$13,948.62	\$0.00	\$13,948.62		



Filters: Cost Center Name Not Equal To DoNotReport; Billing Period Equal To 201312All Meter CodesAll Group Names

# elpaso

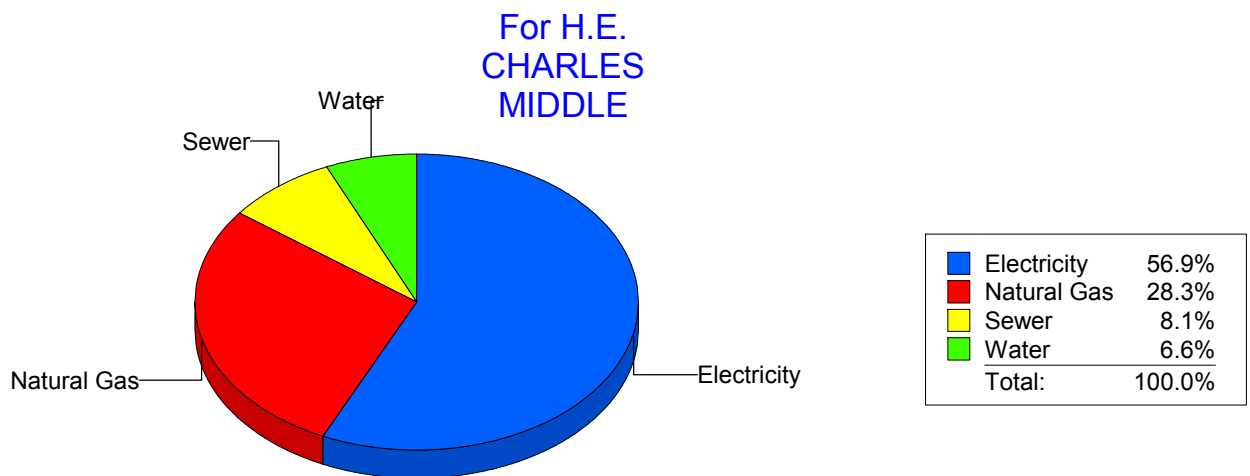
Energy CAP

Cost Avoidance Program

## Cost Summary Graph

Grouped by Energy Type

Energy Type	Use	Units	Meter Cost	Special Charges	Total Cost	Avg Unit Cost	% of Total Cost
Site: H.E. CHARLES MIDDLE - H.E. CHARLES MIDDLE							
Electricity	54,598	KWH	\$6,216.65	\$0.00	\$6,216.65	0.1139	56.94%
Natural Gas	4,790	CCF	\$3,091.57	\$0.00	\$3,091.57	0.6454	28.31%
Water	315	CCF	\$724.25	\$0.00	\$724.25	2.2992	6.63%
Sewer	476	CCF	\$886.11	\$0.00	\$886.11	1.8616	8.12%
Total Cost:			\$10,918.58	\$0.00	\$10,918.58		



Filters: Cost Center Name Not Equal To DoNotReport; Billing Period Equal To 201312All Meter CodesAll Group Names

# elpaso

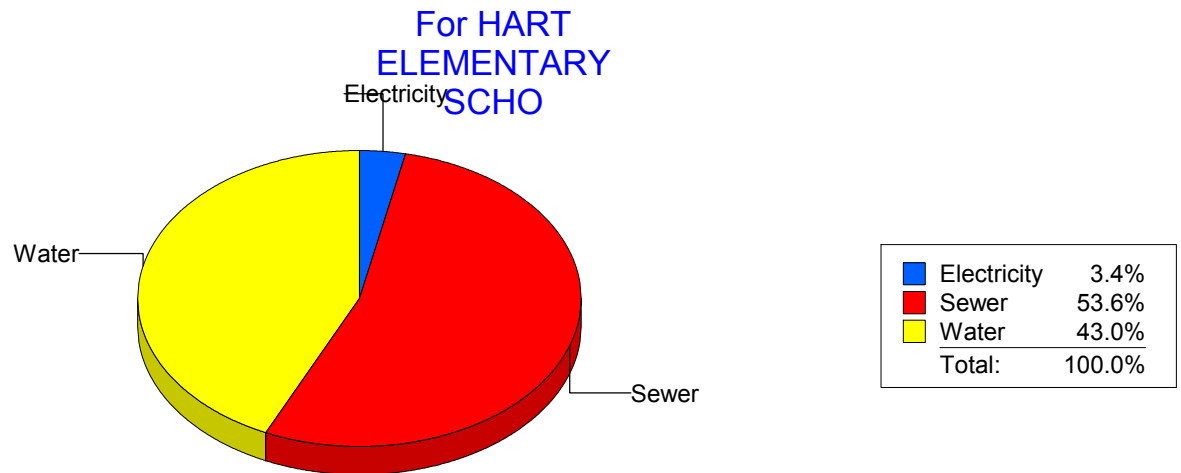
Energy CAP

Cost Avoidance Program

## Cost Summary Graph

Grouped by Energy Type

Energy Type	Use	Units	Meter Cost	Special Charges	Total Cost	Avg Unit Cost	% of Total Cost
Site: HART ELEMENTARY SCHO - HART ELEMENTARY SCHO							
Electricity		13 KWH	\$18.09	\$0.00	\$18.09	1.3915	3.38%
Water		53 CCF	\$229.64	\$0.00	\$229.64	4.3328	42.97%
Sewer		92 CCF	\$286.72	\$0.00	\$286.72	3.1165	53.65%
Total Cost:			\$534.45	\$0.00	\$534.45		



Filters: Cost Center Name Not Equal To DoNotReport; Billing Period Equal To 201312All Meter CodesAll Group Names

# elpaso

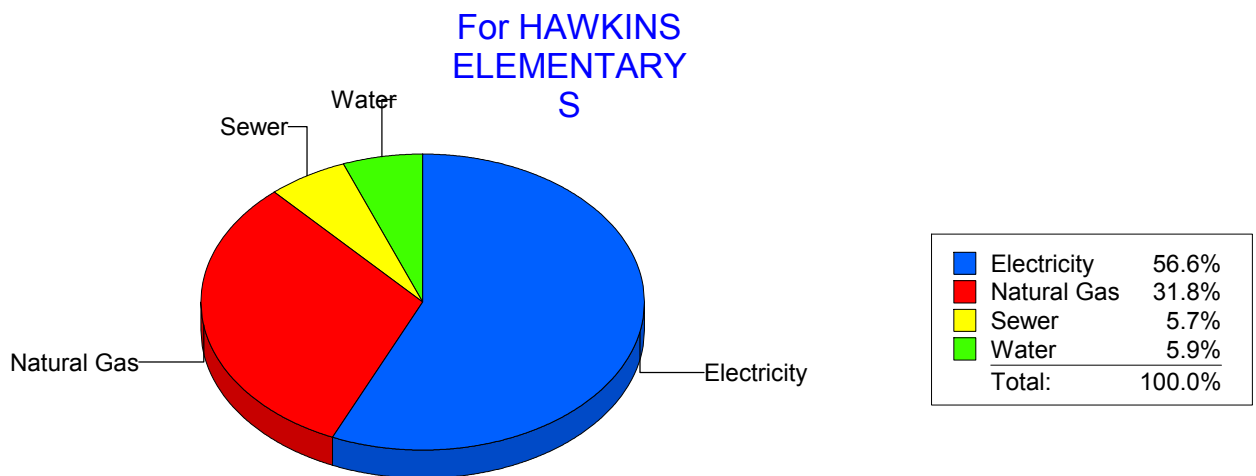
Energy CAP

Cost Avoidance Program

## Cost Summary Graph

Grouped by Energy Type

Energy Type	Use	Units	Meter Cost	Special Charges	Total Cost	Avg Unit Cost	% of Total Cost
Site: HAWKINS ELEMENTARY S - HAWKINS ELEMENTARY S							
Electricity	20,175	KWH	\$2,072.46	\$0.00	\$2,072.46	0.1027	56.62%
Natural Gas	1,766	CCF	\$1,163.26	\$0.00	\$1,163.26	0.6587	31.78%
Water	52	CCF	\$216.58	\$0.00	\$216.58	4.1650	5.92%
Sewer	53	CCF	\$207.78	\$0.00	\$207.78	3.9204	5.68%
Total Cost:			\$3,660.08	\$0.00	\$3,660.08		



Filters: Cost Center Name Not Equal To DoNotReport; Billing Period Equal To 201312All Meter CodesAll Group Names

# elpaso

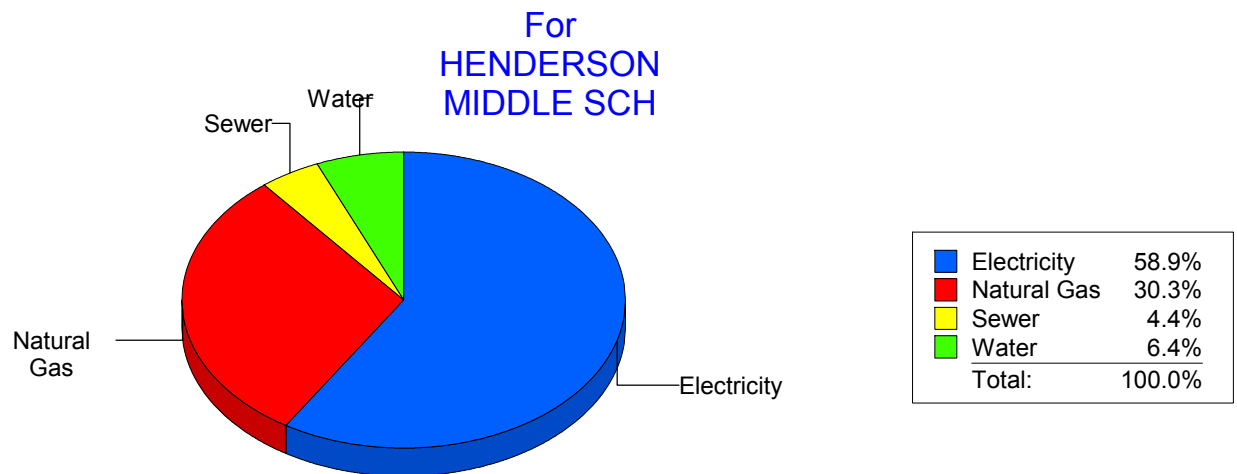
Energy CAP

Cost Avoidance Program

## Cost Summary Graph

Grouped by Energy Type

Energy Type	Use	Units	Meter Cost	Special Charges	Total Cost	Avg Unit Cost	% of Total Cost
Site: HENDERSON MIDDLE SCH - HENDERSON MIDDLE SCH							
Electricity	43,983	KWH	\$4,629.86	\$0.00	\$4,629.86	0.1053	58.93%
Natural Gas	3,718	CCF	\$2,377.48	\$0.00	\$2,377.48	0.6395	30.26%
Water	181	CCF	\$500.78	\$0.00	\$500.78	2.7667	6.37%
Sewer	204	CCF	\$348.84	\$0.00	\$348.84	1.7100	4.44%
Total Cost:			\$7,856.96	\$0.00	\$7,856.96		



Filters: Cost Center Name Not Equal To DoNotReport; Billing Period Equal To 201312All Meter CodesAll Group Names



**el paso**

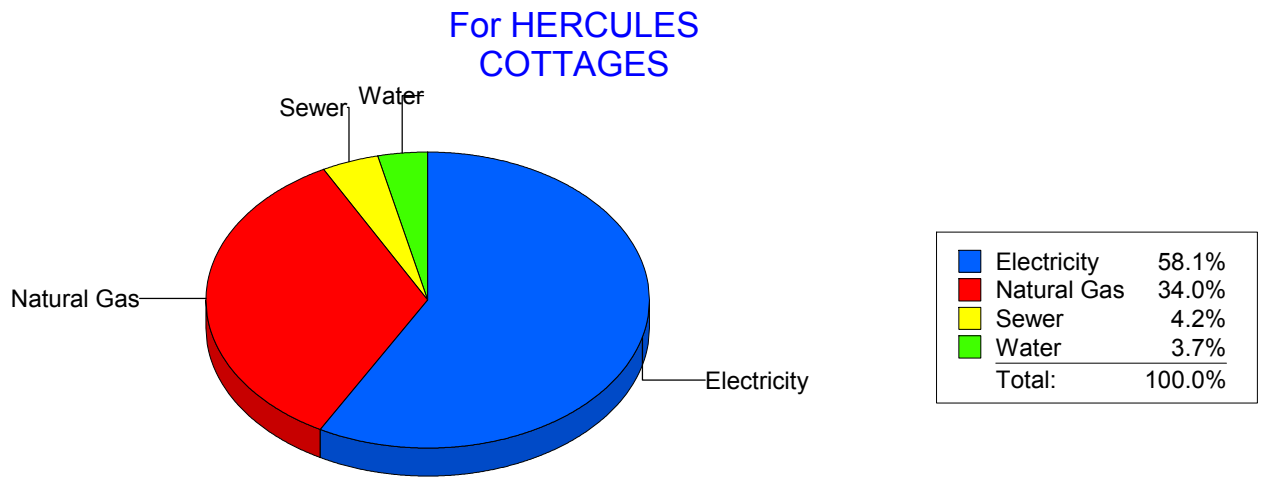
Energy CAP

Cost Avoidance Program

**Cost Summary Graph**

Grouped by Energy Type

Energy Type	Use	Units	Meter Cost	Special Charges	Total Cost	Avg Unit Cost	% of Total Cost
<b>Site: HERCULES COTTAGES - HERCULES COTTAGES</b>							
Electricity	6,079	KWH	\$766.80	\$0.00	\$766.80	0.1261	58.13%
Natural Gas	278	CCF	\$448.59	\$0.00	\$448.59	1.6136	34.01%
Water	9	CCF	\$48.75	\$0.00	\$48.75	5.4167	3.70%
Sewer	16	CCF	\$54.87	\$0.00	\$54.87	3.4294	4.16%
<b>Total Cost:</b>			<b>\$1,319.01</b>	<b>\$0.00</b>	<b>\$1,319.01</b>		



*Filters: Cost Center Name Not Equal To DoNotReport; Billing Period Equal To 201312All Meter CodesAll Group Names*

# elpaso

Energy CAP

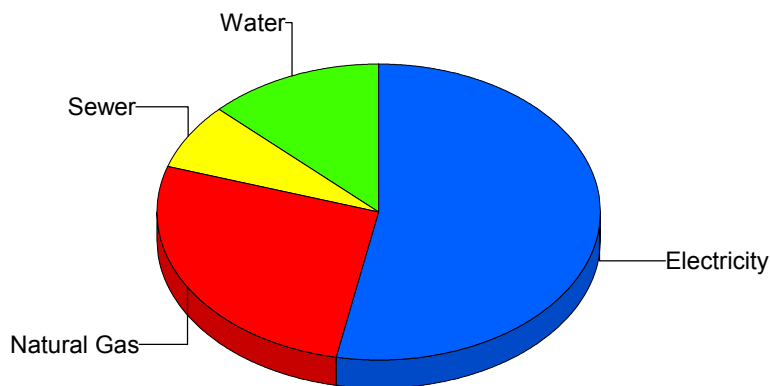
Cost Avoidance Program

## Cost Summary Graph

Grouped by Energy Type

Energy Type	Use	Units	Meter Cost	Special Charges	Total Cost	Avg Unit Cost	% of Total Cost
Site: HERRERA - HERRERA ELEMENTARY							
Electricity	41,800	KWH	\$4,331.62	\$0.00	\$4,331.62	0.1036	53.19%
Natural Gas	3,393	CCF	\$2,177.42	\$0.00	\$2,177.42	0.6417	26.74%
Water	286	CCF	\$1,044.42	\$0.00	\$1,044.42	3.6518	12.82%
Sewer	262	CCF	\$590.79	\$0.00	\$590.79	2.2549	7.25%
Total Cost:			\$8,144.25	\$0.00	\$8,144.25		

For HERRERA  
ELEMENTARY



Electricity	53.2%
Natural Gas	26.7%
Sewer	7.3%
Water	12.8%
Total:	100.0%

Filters: Cost Center Name Not Equal To DoNotReport; Billing Period Equal To 201312All Meter CodesAll Group Names

# elpaso

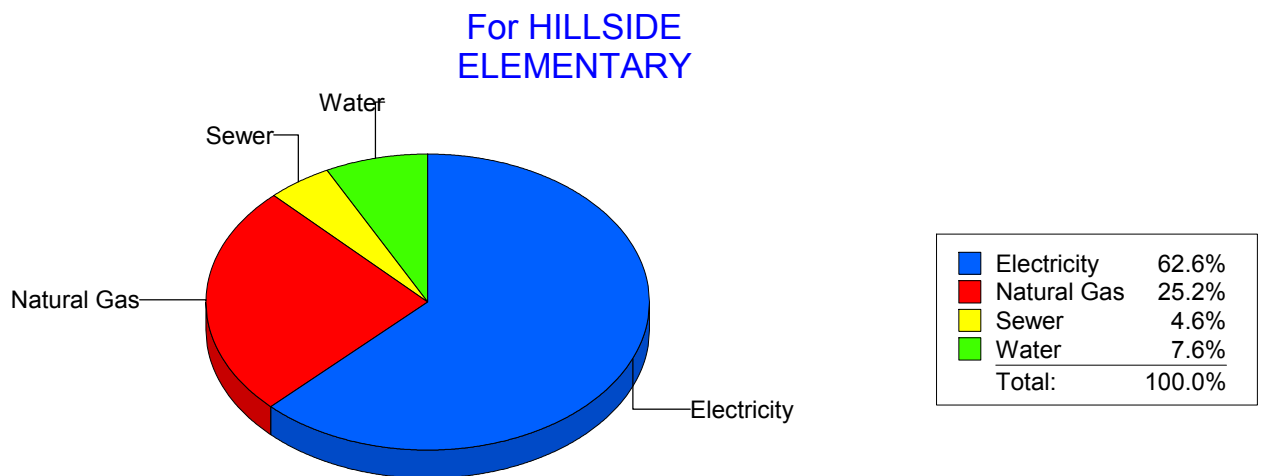
Energy CAP

Cost Avoidance Program

## Cost Summary Graph

Grouped by Energy Type

Energy Type	Use	Units	Meter Cost	Special Charges	Total Cost	Avg Unit Cost	% of Total Cost
Site: HILLSIDE ELEMENTARY - HILLSIDE ELEMENTARY							
Electricity	38,451	KWH	\$4,810.34	\$0.00	\$4,810.34	0.1251	62.55%
Natural Gas	2,744	CCF	\$1,940.33	\$0.00	\$1,940.33	0.7071	25.23%
Water	196	CCF	\$585.20	\$0.00	\$585.20	2.9857	7.61%
Sewer	100	CCF	\$354.15	\$0.00	\$354.15	3.5415	4.61%
Total Cost:			\$7,690.02	\$0.00	\$7,690.02		



Filters: Cost Center Name Not Equal To DoNotReport; Billing Period Equal To 201312All Meter CodesAll Group Names

# elpaso

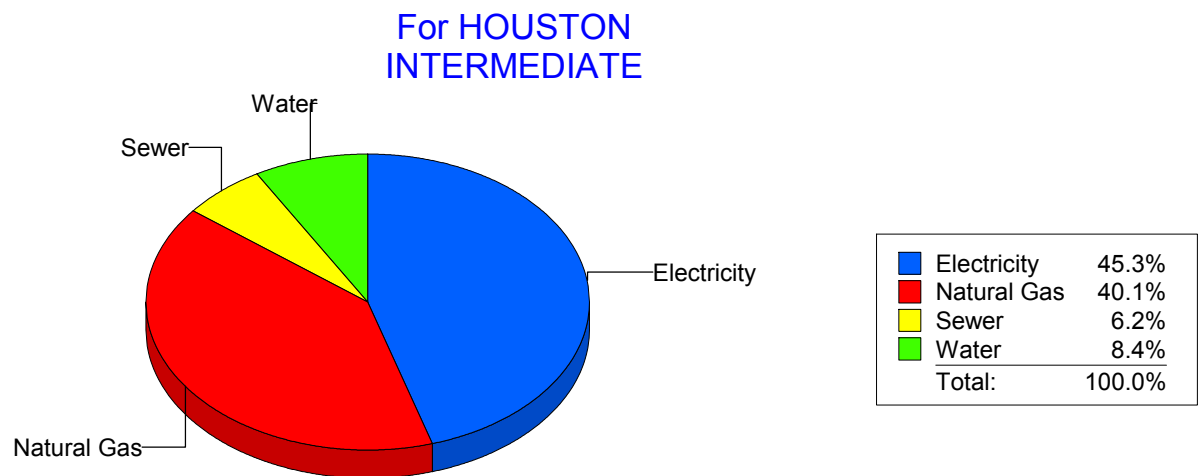
Energy CAP

Cost Avoidance Program

## Cost Summary Graph

Grouped by Energy Type

Energy Type	Use	Units	Meter Cost	Special Charges	Total Cost	Avg Unit Cost	% of Total Cost
Site: HOUSTON INTERMEDIATE - HOUSTON INTERMEDIATE							
Electricity	25,263	KWH	\$2,669.00	\$0.00	\$2,669.00	0.1056	45.34%
Natural Gas	3,501	CCF	\$2,359.38	\$0.00	\$2,359.38	0.6739	40.08%
Water	165	CCF	\$493.29	\$0.00	\$493.29	2.9896	8.38%
Sewer	100	CCF	\$365.08	\$0.00	\$365.08	3.6508	6.20%
Total Cost:			\$5,886.75	\$0.00	\$5,886.75		



Filters: Cost Center Name Not Equal To DoNotReport; Billing Period Equal To 201312All Meter CodesAll Group Names

# elpaso

Energy CAP

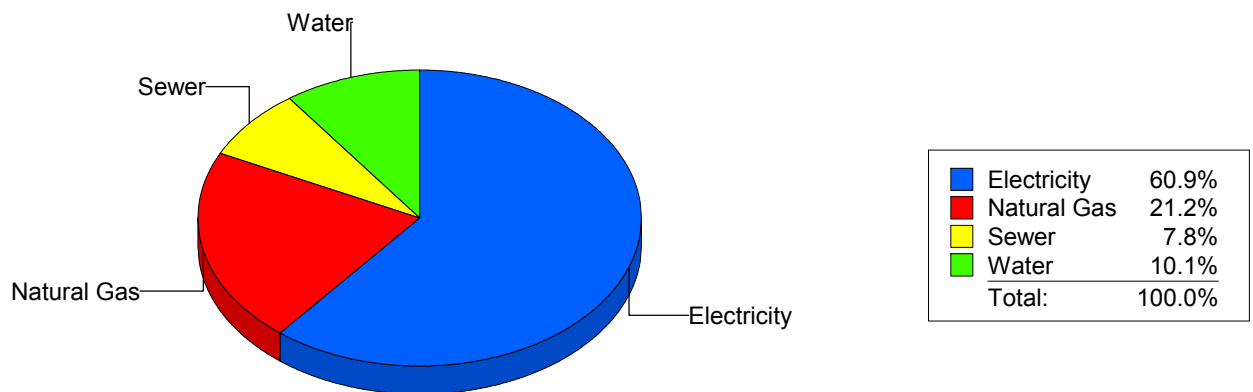
Cost Avoidance Program

## Cost Summary Graph

Grouped by Energy Type

Energy Type	Use	Units	Meter Cost	Special Charges	Total Cost	Avg Unit Cost	% of Total Cost
Site: MOYE - HR MOYE							
Electricity	41,160	KWH	\$5,019.44	\$0.00	\$5,019.44	0.1219	60.89%
Natural Gas	2,701	CCF	\$1,748.38	\$0.00	\$1,748.38	0.6473	21.21%
Water	156	CCF	\$829.61	\$0.00	\$829.61	5.3180	10.06%
Sewer	302	CCF	\$645.99	\$0.00	\$645.99	2.1390	7.84%
Total Cost:			\$8,243.42	\$0.00	\$8,243.42		

For HR MOYE



Filters: Cost Center Name Not Equal To DoNotReport; Billing Period Equal To 201312All Meter CodesAll Group Names

# elpaso

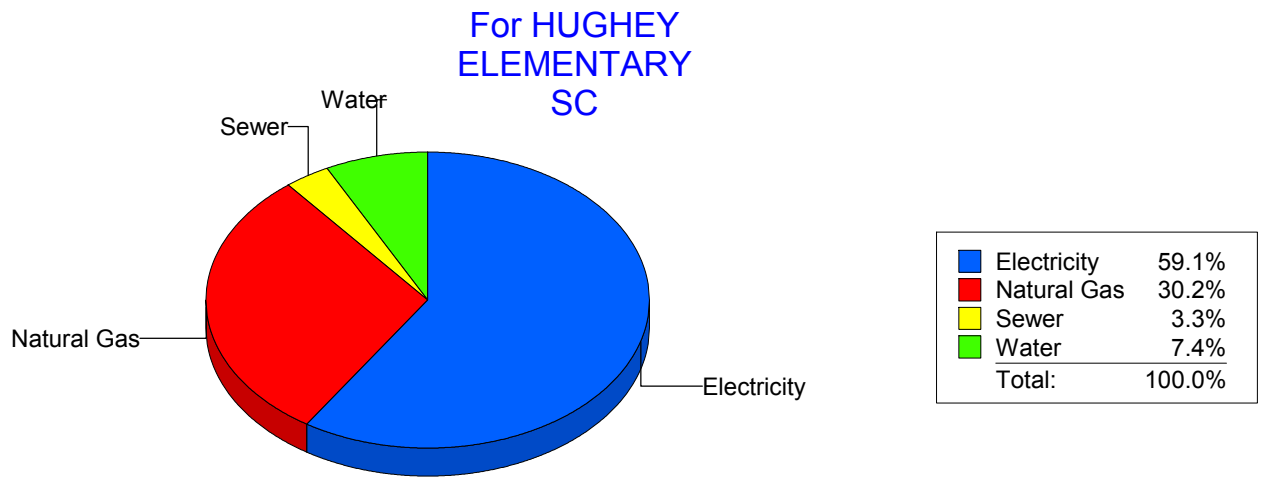
Energy CAP

Cost Avoidance Program

## Cost Summary Graph

Grouped by Energy Type

Energy Type	Use	Units	Meter Cost	Special Charges	Total Cost	Avg Unit Cost	% of Total Cost
Site: HUGHEY ELEMENTARY SC - HUGHEY ELEMENTARY SC							
Electricity	31,106	KWH	\$3,744.95	\$0.00	\$3,744.95	0.1204	59.11%
Natural Gas	2,789	CCF	\$1,911.77	\$0.00	\$1,911.77	0.6855	30.18%
Water	104	CCF	\$469.41	\$0.00	\$469.41	4.5136	7.41%
Sewer	54	CCF	\$209.16	\$0.00	\$209.16	3.8733	3.30%
Total Cost:			\$6,335.29	\$0.00	\$6,335.29		



Filters: Cost Center Name Not Equal To DoNotReport; Billing Period Equal To 201312All Meter CodesAll Group Names

# elpaso

Energy CAP

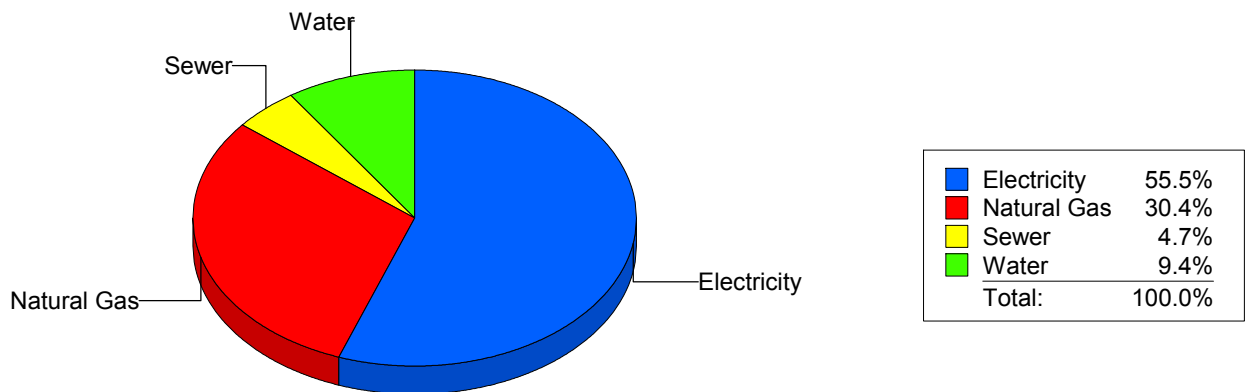
Cost Avoidance Program

## Cost Summary Graph

Grouped by Energy Type

Energy Type	Use	Units	Meter Cost	Special Charges	Total Cost	Avg Unit Cost	% of Total Cost
Site: IRVIN HIGH SCHOOL - IRVIN HIGH SCHOOL							
Electricity	102,133	KWH	\$10,151.66	\$0.00	\$10,151.66	0.0994	55.53%
Natural Gas	8,789	CCF	\$5,558.70	\$0.00	\$5,558.70	0.6325	30.40%
Water	923	CCF	\$1,713.07	\$0.00	\$1,713.07	1.8560	9.37%
Sewer	515	CCF	\$859.53	\$0.00	\$859.53	1.6690	4.70%
Total Cost:			\$18,282.96	\$0.00	\$18,282.96		

For IRVIN HIGH SCHOOL



Filters: Cost Center Name Not Equal To DoNotReport; Billing Period Equal To 201312All Meter CodesAll Group Names

**elpaso**

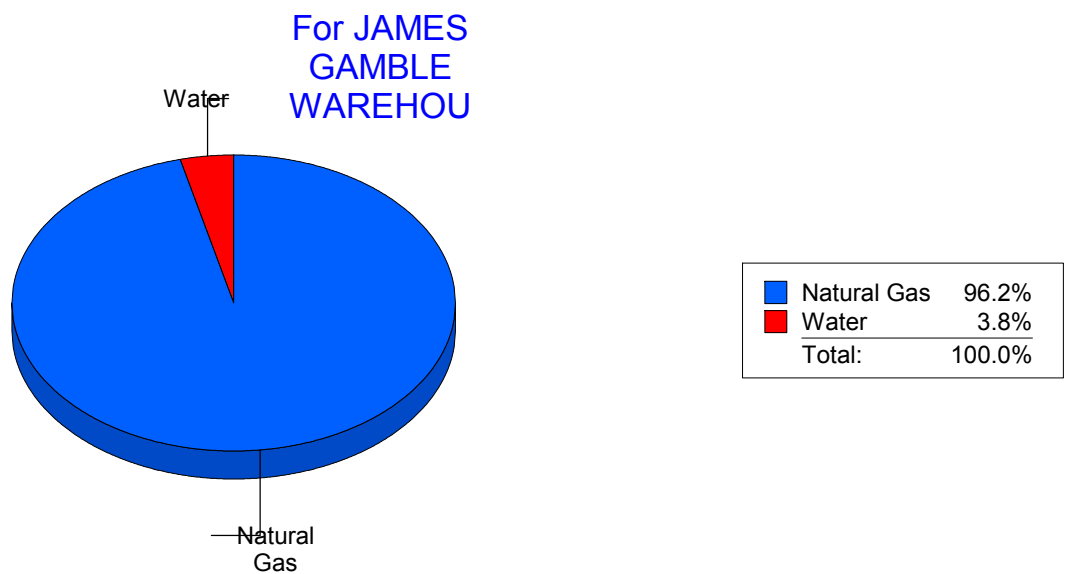
Energy CAP

Cost Avoidance Program

**Cost Summary Graph**

Grouped by Energy Type

Energy Type	Use	Units	Meter Cost	Special Charges	Total Cost	Avg Unit Cost	% of Total Cost
Site: JAMES GAMBLE WAREHOU - JAMES GAMBLE WAREHOU							
Natural Gas	1,511	CCF	\$1,003.86	\$0.00	\$1,003.86	0.6644	96.23%
Water	0	CCF	\$39.32	\$0.00	\$39.32	0.0000	3.77%
<b>Total Cost:</b>			<b>\$1,043.18</b>	<b>\$0.00</b>	<b>\$1,043.18</b>		



Filters: Cost Center Name Not Equal To DoNotReport; Billing Period Equal To 201312All Meter CodesAll Group Names



# elpaso

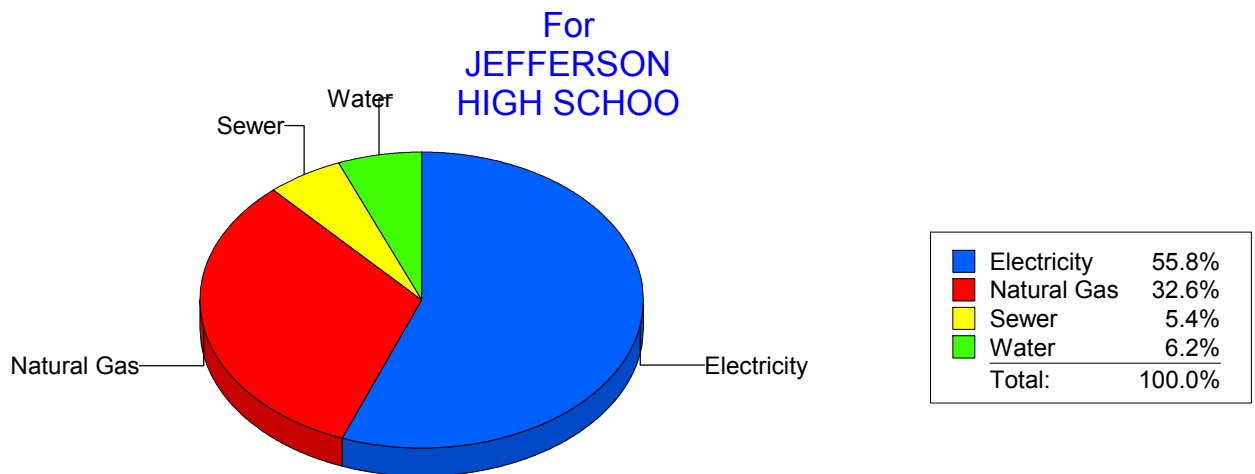
Energy CAP

Cost Avoidance Program

## Cost Summary Graph

Grouped by Energy Type

Energy Type	Use	Units	Meter Cost	Special Charges	Total Cost	Avg Unit Cost	% of Total Cost
Site: JEFFERSON HIGH SCHOO - JEFFERSON HIGH SCHOO							
Electricity	79,097	KWH	\$8,376.00	\$0.00	\$8,376.00	0.1059	55.76%
Natural Gas	7,129	CCF	\$4,899.29	\$0.00	\$4,899.29	0.6872	32.62%
Water	370	CCF	\$930.09	\$0.00	\$930.09	2.5138	6.19%
Sewer	321	CCF	\$815.65	\$0.00	\$815.65	2.5410	5.43%
Total Cost:			\$15,021.03	\$0.00	\$15,021.03		



Filters: Cost Center Name Not Equal To DoNotReport; Billing Period Equal To 201312All Meter CodesAll Group Names

# elpaso

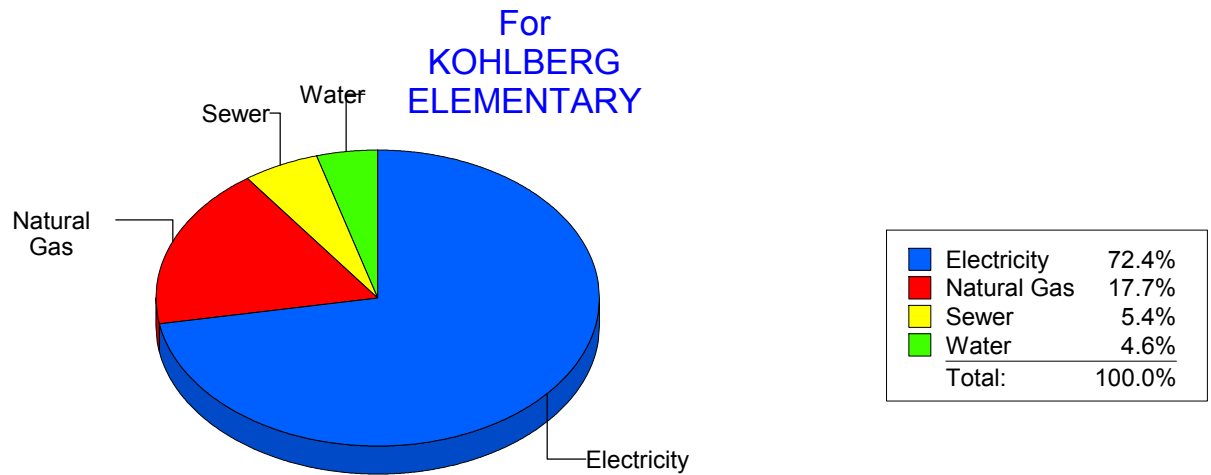
Energy CAP

Cost Avoidance Program

## Cost Summary Graph

Grouped by Energy Type

Energy Type	Use	Units	Meter Cost	Special Charges	Total Cost	Avg Unit Cost	% of Total Cost
Site: KOHLBERG ELEMENTARY - KOHLBERG ELEMENTARY							
Electricity	52,220	KWH	\$6,202.32	\$0.00	\$6,202.32	0.1188	72.36%
Natural Gas	2,247	CCF	\$1,516.09	\$0.00	\$1,516.09	0.6747	17.69%
Water	119	CCF	\$390.39	\$0.00	\$390.39	3.2806	4.55%
Sewer	189	CCF	\$463.16	\$0.00	\$463.16	2.4506	5.40%
Total Cost:			\$8,571.96	\$0.00	\$8,571.96		



Filters: Cost Center Name Not Equal To DoNotReport; Billing Period Equal To 201312All Meter CodesAll Group Names

# elpaso

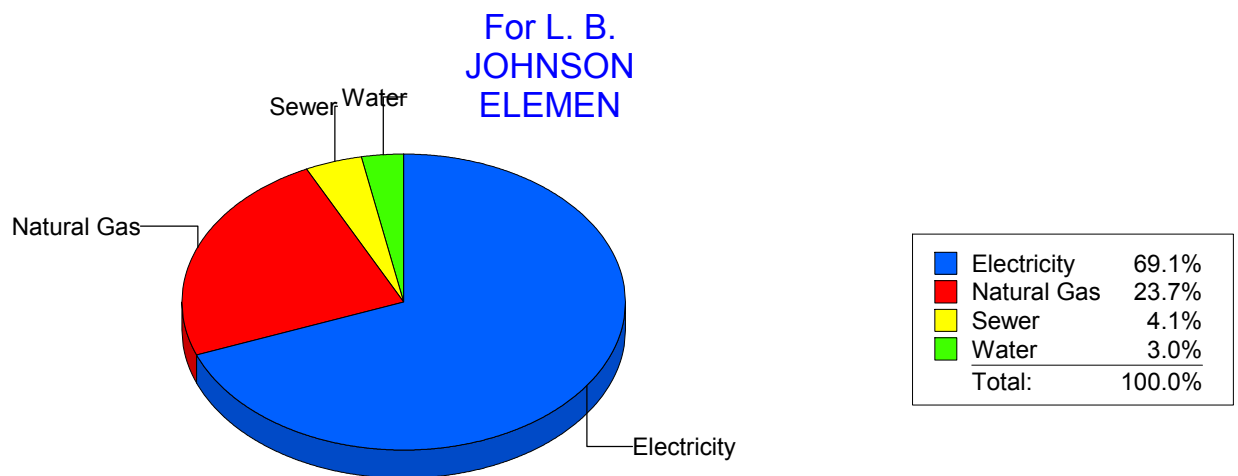
Energy CAP

Cost Avoidance Program

## Cost Summary Graph

Grouped by Energy Type

Energy Type	Use	Units	Meter Cost	Special Charges	Total Cost	Avg Unit Cost	% of Total Cost
Site: L. B. JOHNSON ELEMEN - L. B. JOHNSON ELEMEN							
Electricity	46,050	KWH	\$5,747.09	\$0.00	\$5,747.09	0.1248	69.14%
Natural Gas	2,978	CCF	\$1,973.87	\$0.00	\$1,973.87	0.6628	23.75%
Water	71	CCF	\$246.15	\$0.00	\$246.15	3.4669	2.96%
Sewer	142	CCF	\$344.79	\$0.00	\$344.79	2.4281	4.15%
Total Cost:			\$8,311.90	\$0.00	\$8,311.90		



Filters: Cost Center Name Not Equal To DoNotReport; Billing Period Equal To 201312All Meter CodesAll Group Names

# elpaso

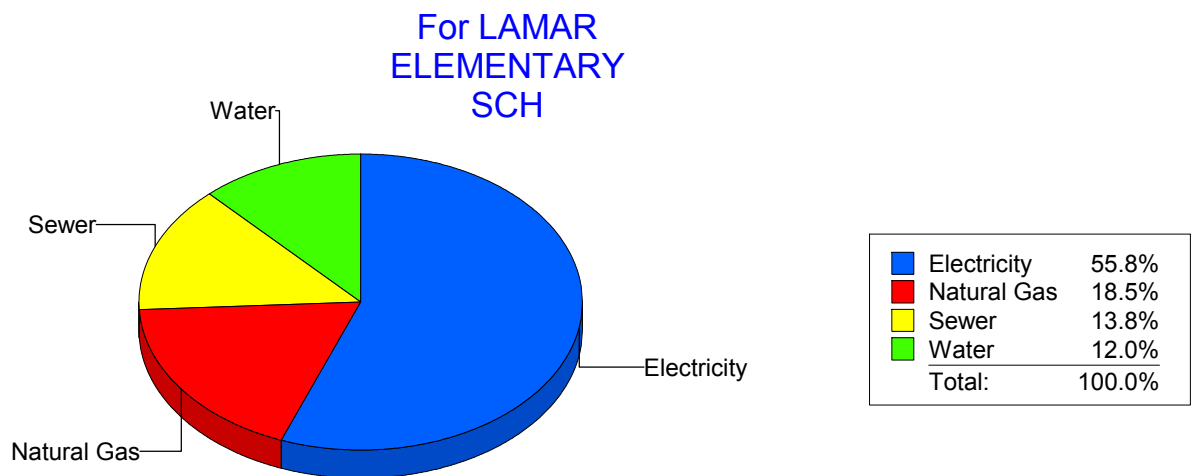
Energy CAP

Cost Avoidance Program

## Cost Summary Graph

Grouped by Energy Type

Energy Type	Use	Units	Meter Cost	Special Charges	Total Cost	Avg Unit Cost	% of Total Cost
Site: LAMAR ELEMENTARY SCH - LAMAR ELEMENTARY SCH							
Electricity	27,300	KWH	\$3,079.86	\$0.00	\$3,079.86	0.1128	55.75%
Natural Gas	1,363	CCF	\$1,021.76	\$0.00	\$1,021.76	0.7496	18.50%
Water	207	CCF	\$661.43	\$0.00	\$661.43	3.1953	11.97%
Sewer	287	CCF	\$761.04	\$0.00	\$761.04	2.6517	13.78%
Total Cost:			\$5,524.09	\$0.00	\$5,524.09		



Filters: Cost Center Name Not Equal To DoNotReport; Billing Period Equal To 201312All Meter CodesAll Group Names

# elpaso

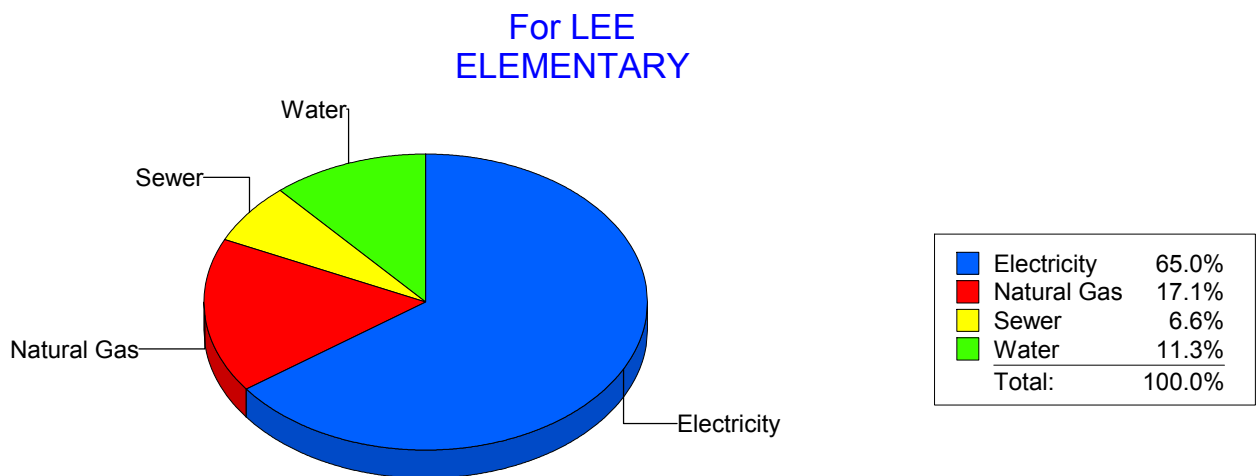
Energy CAP

Cost Avoidance Program

## Cost Summary Graph

Grouped by Energy Type

Energy Type	Use	Units	Meter Cost	Special Charges	Total Cost	Avg Unit Cost	% of Total Cost
Site: LEE ELEMENTARY - LEE ELEMENTARY							
Electricity	30,950	KWH	\$4,264.63	\$0.00	\$4,264.63	0.1378	65.00%
Natural Gas	1,697	CCF	\$1,120.07	\$0.00	\$1,120.07	0.6600	17.07%
Water	160	CCF	\$744.46	\$0.00	\$744.46	4.6529	11.35%
Sewer	108	CCF	\$431.78	\$0.00	\$431.78	3.9980	6.58%
Total Cost:			\$6,560.94	\$0.00	\$6,560.94		



Filters: Cost Center Name Not Equal To DoNotReport; Billing Period Equal To 201312All Meter CodesAll Group Names

# elpaso

Energy CAP

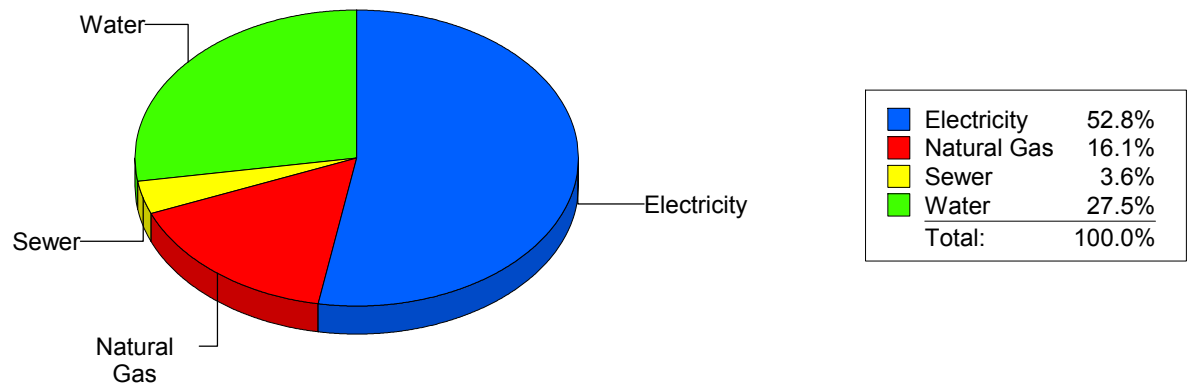
Cost Avoidance Program

## Cost Summary Graph

Grouped by Energy Type

Energy Type	Use	Units	Meter Cost	Special Charges	Total Cost	Avg Unit Cost	% of Total Cost
Site: LINCOLN MIDDLE SCHOO - LINCOLN MIDDLE SCHOO							
Electricity	78,100	KWH	\$9,406.76	\$0.00	\$9,406.76	0.1204	52.78%
Natural Gas	4,512	CCF	\$2,866.26	\$0.00	\$2,866.26	0.6353	16.08%
Water	1,447	CCF	\$4,904.38	\$0.00	\$4,904.38	3.3893	27.52%
Sewer	359	CCF	\$644.25	\$0.00	\$644.25	1.7946	3.61%
Total Cost:			\$17,821.65	\$0.00	\$17,821.65		

For LINCOLN  
MIDDLE  
SCHOO



Filters: Cost Center Name Not Equal To DoNotReport; Billing Period Equal To 201312All Meter CodesAll Group Names

# elpaso

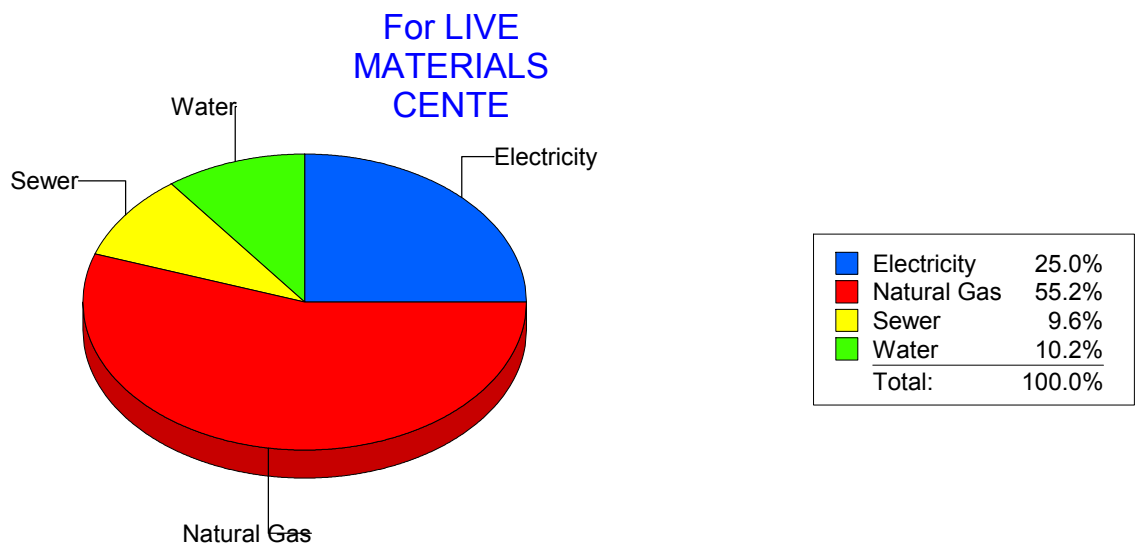
Energy CAP

Cost Avoidance Program

## Cost Summary Graph

Grouped by Energy Type

Energy Type	Use	Units	Meter Cost	Special Charges	Total Cost	Avg Unit Cost	% of Total Cost
Site: LIVE MATERIALS CENTE - LIVE MATERIALS CENTE							
Electricity	253	KWH	\$60.68	\$0.00	\$60.68	0.2398	25.02%
Natural Gas	28	CCF	\$133.87	\$0.00	\$133.87	4.7811	55.21%
Water	1	CCF	\$24.70	\$0.00	\$24.70	24.7000	10.19%
Sewer	1	CCF	\$23.24	\$0.00	\$23.24	23.2400	9.58%
Total Cost:			\$242.49	\$0.00	\$242.49		



Filters: Cost Center Name Not Equal To DoNotReport; Billing Period Equal To 201312All Meter CodesAll Group Names

# elpaso

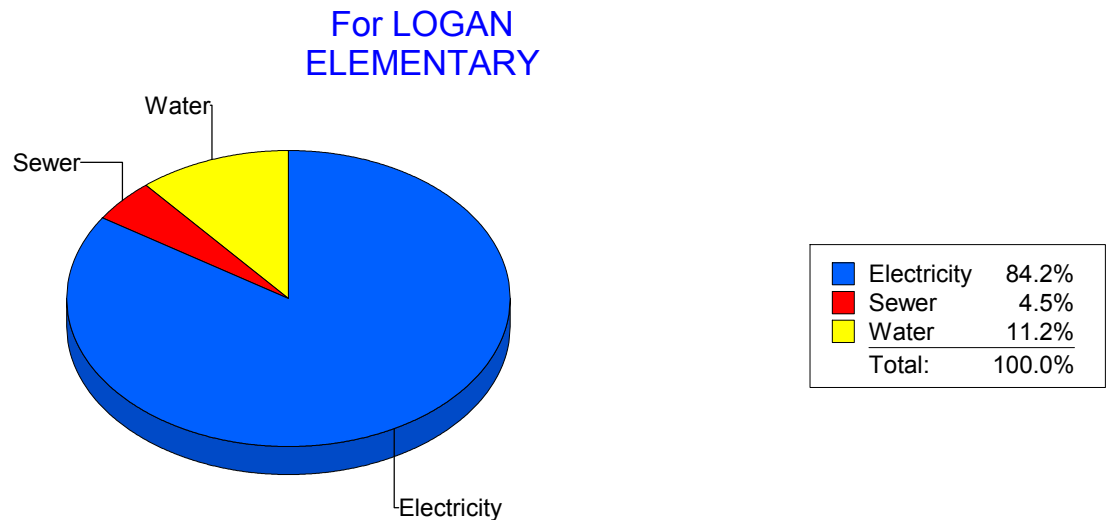
Energy CAP

Cost Avoidance Program

## Cost Summary Graph

Grouped by Energy Type

Energy Type	Use	Units	Meter Cost	Special Charges	Total Cost	Avg Unit Cost	% of Total Cost
Site: LOGAN ELEMENTARY - LOGAN ELEMENTARY							
Electricity	24,440	KWH	\$3,137.00	\$0.00	\$3,137.00	0.1284	84.23%
Water	166	CCF	\$417.85	\$0.00	\$417.85	2.5172	11.22%
Sewer	74	CCF	\$169.44	\$0.00	\$169.44	2.2897	4.55%
Total Cost:			\$3,724.29	\$0.00	\$3,724.29		



Filters: Cost Center Name Not Equal To DoNotReport; Billing Period Equal To 201312All Meter CodesAll Group Names



# elpaso

Energy CAP

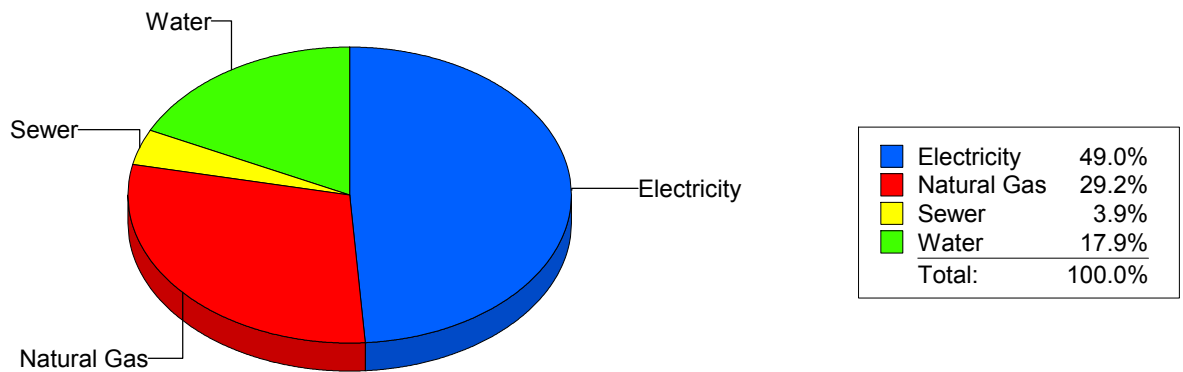
Cost Avoidance Program

## Cost Summary Graph

Grouped by Energy Type

Energy Type	Use	Units	Meter Cost	Special Charges	Total Cost	Avg Unit Cost	% of Total Cost
Site: LUNDY - LUNDY							
Electricity	45,800	KWH	\$4,635.00	\$0.00	\$4,635.00	0.1012	48.97%
Natural Gas	4,263	CCF	\$2,767.53	\$0.00	\$2,767.53	0.6492	29.24%
Water	443	CCF	\$1,694.26	\$0.00	\$1,694.26	3.8245	17.90%
Sewer	100	CCF	\$367.23	\$0.00	\$367.23	3.6723	3.88%
Total Cost:			\$9,464.02	\$0.00	\$9,464.02		

For LUNDY



Filters: Cost Center Name Not Equal To DoNotReport; Billing Period Equal To 201312All Meter CodesAll Group Names

**elpaso**

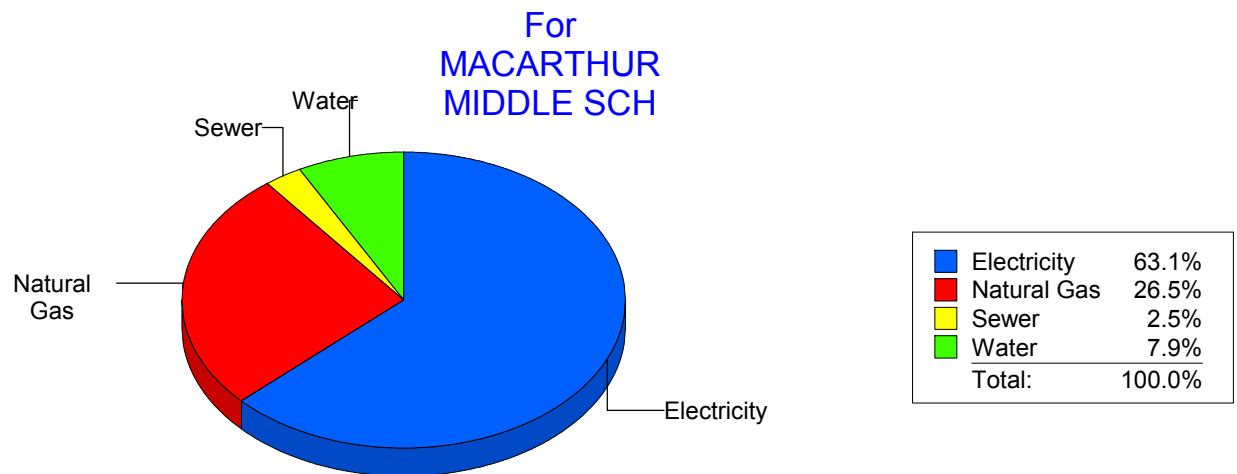
Energy CAP

Cost Avoidance Program

**Cost Summary Graph**

Grouped by Energy Type

Energy Type	Use	Units	Meter Cost	Special Charges	Total Cost	Avg Unit Cost	% of Total Cost
Site: MACARTHUR MIDDLE SCH - MACARTHUR MIDDLE SCH							
Electricity	69,560	KWH	\$7,918.77	\$0.00	\$7,918.77	0.1138	63.08%
Natural Gas	5,254	CCF	\$3,323.05	\$0.00	\$3,323.05	0.6325	26.47%
Water	298	CCF	\$992.36	\$0.00	\$992.36	3.3301	7.91%
Sewer	123	CCF	\$318.57	\$0.00	\$318.57	2.5900	2.54%
Total Cost:			\$12,552.75	\$0.00	\$12,552.75		



Filters: Cost Center Name Not Equal To DoNotReport; Billing Period Equal To 201312All Meter CodesAll Group Names

# elpaso

Energy CAP

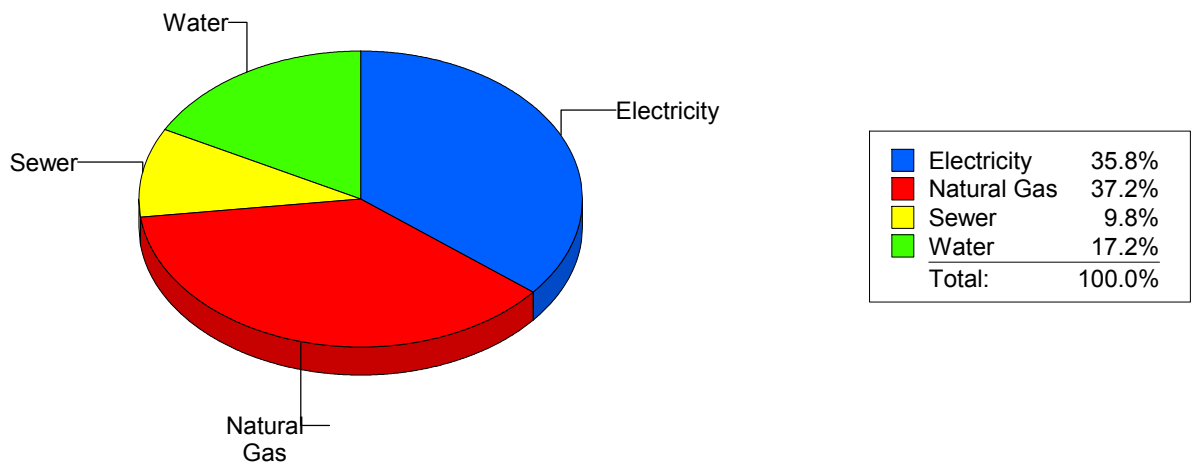
Cost Avoidance Program

## Cost Summary Graph

Grouped by Energy Type

Energy Type	Use	Units	Meter Cost	Special Charges	Total Cost	Avg Unit Cost	% of Total Cost
Site: MAGOFFIN MIDDLE SCHO - MAGOFFIN MIDDLE SCHO							
Electricity	18,918	KWH	\$2,079.18	\$0.00	\$2,079.18	0.1099	35.77%
Natural Gas	3,368	CCF	\$2,162.15	\$0.00	\$2,162.15	0.6420	37.20%
Water	343	CCF	\$999.48	\$0.00	\$999.48	2.9139	17.20%
Sewer	248	CCF	\$571.47	\$0.00	\$571.47	2.3043	9.83%
Total Cost:			\$5,812.28	\$0.00	\$5,812.28		

For MAGOFFIN  
MIDDLE SCHO



Filters: Cost Center Name Not Equal To DoNotReport; Billing Period Equal To 201312All Meter CodesAll Group Names

**elpaso**

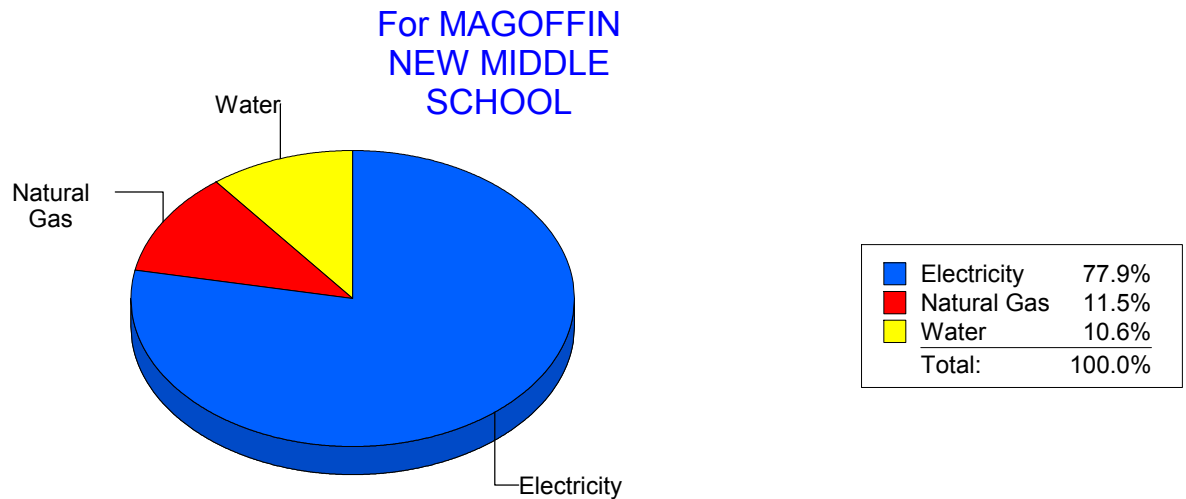
Energy CAP

Cost Avoidance Program

**Cost Summary Graph**

Grouped by Energy Type

Energy Type	Use	Units	Meter Cost	Special Charges	Total Cost	Avg Unit Cost	% of Total Cost
Site: MAGOFFINMIDDLESCHOOLN047 - MAGOFFIN NEW MIDDLE SCHOOL							
Electricity	70,800	KWH	\$7,339.68	\$0.00	\$7,339.68	0.1037	77.92%
Natural Gas	1,635	CCF	\$1,081.27	\$0.00	\$1,081.27	0.6613	11.48%
Water	208	CCF	\$998.29	\$0.00	\$998.29	4.7995	10.60%
Total Cost:			\$9,419.24	\$0.00	\$9,419.24		



Filters: Cost Center Name Not Equal To DoNotReport; Billing Period Equal To 201312All Meter CodesAll Group Names

# elpaso

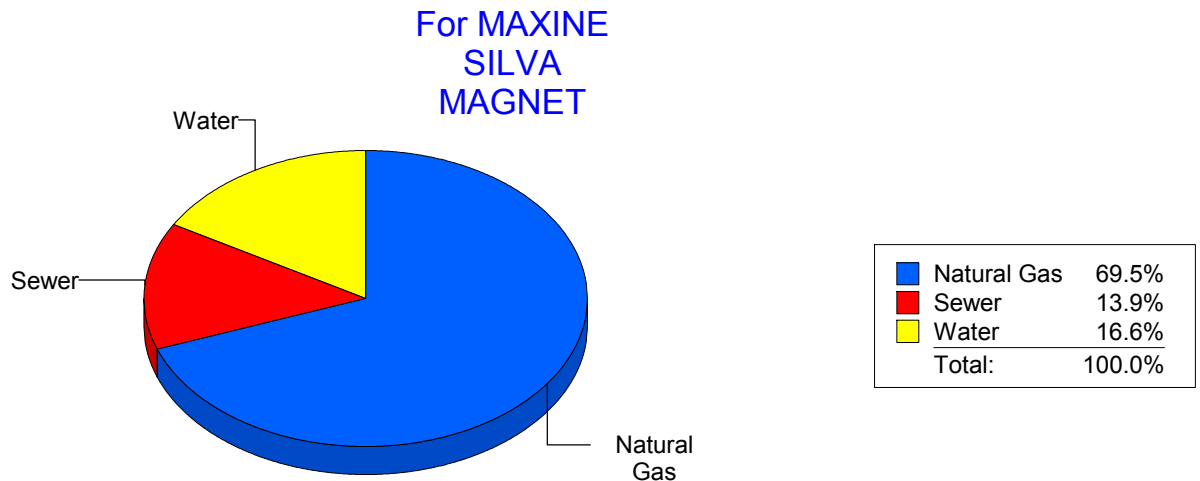
Energy CAP

Cost Avoidance Program

## Cost Summary Graph

Grouped by Energy Type

Energy Type	Use	Units	Meter Cost	Special Charges	Total Cost	Avg Unit Cost	% of Total Cost
Site: MAXINE SILVA MAGNET - MAXINE SILVA MAGNET							
Natural Gas	2,012	CCF	\$1,317.18	\$0.00	\$1,317.18	0.6547	69.49%
Water	100	CCF	\$314.99	\$0.00	\$314.99	3.1499	16.62%
Sewer	83	CCF	\$263.37	\$0.00	\$263.37	3.1731	13.89%
Total Cost:			\$1,895.54	\$0.00	\$1,895.54		



Filters: Cost Center Name Not Equal To DoNotReport; Billing Period Equal To 201312All Meter CodesAll Group Names

# elpaso

Energy CAP

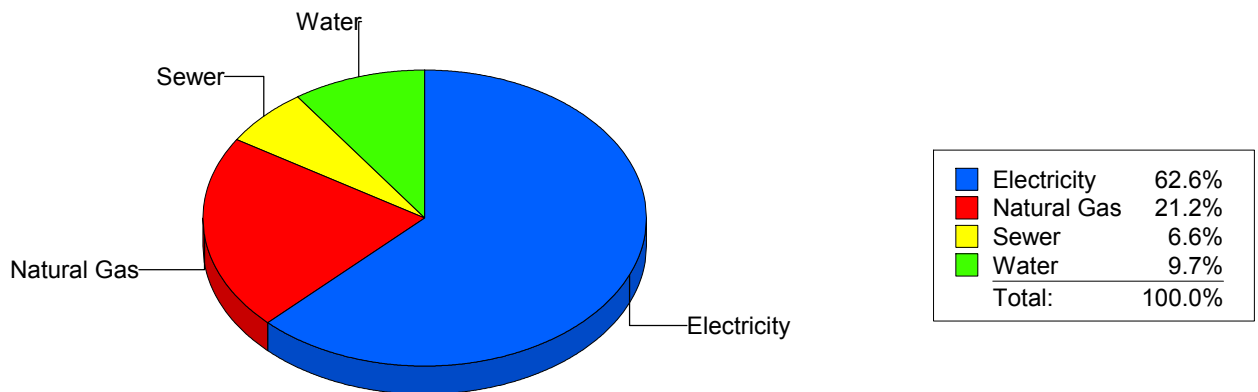
Cost Avoidance Program

## Cost Summary Graph

Grouped by Energy Type

Energy Type	Use	Units	Meter Cost	Special Charges	Total Cost	Avg Unit Cost	% of Total Cost
Site: MESITA ELEMENTARY - MESITA ELEMENTARY							
Electricity	61,320	KWH	\$6,591.46	\$0.00	\$6,591.46	0.1075	62.59%
Natural Gas	3,387	CCF	\$2,230.48	\$0.00	\$2,230.48	0.6585	21.18%
Water	81	CCF	\$1,017.44	\$0.00	\$1,017.44	12.5610	9.66%
Sewer	335	CCF	\$691.53	\$0.00	\$691.53	2.0643	6.57%
Total Cost:			\$10,530.91	\$0.00	\$10,530.91		

For MESITA  
ELEMENTARY



Filters: Cost Center Name Not Equal To DoNotReport; Billing Period Equal To 201312All Meter CodesAll Group Names

# elpaso

Energy CAP

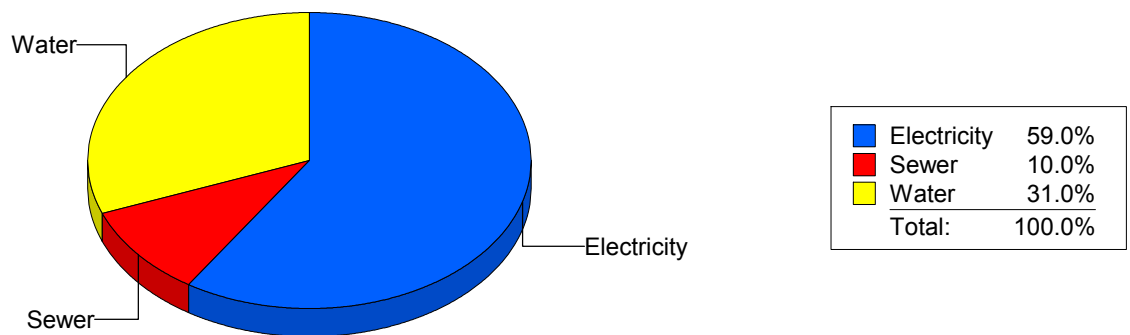
Cost Avoidance Program

## Cost Summary Graph

Grouped by Energy Type

Energy Type	Use	Units	Meter Cost	Special Charges	Total Cost	Avg Unit Cost	% of Total Cost
Site: MILAM ELEMENTARY - MILAM ELEMENTARY							
Electricity	23,160	KWH	\$1,318.96	\$0.00	\$1,318.96	0.0569	59.04%
Water	187	CCF	\$691.58	\$0.00	\$691.58	3.6983	30.96%
Sewer	54	CCF	\$223.35	\$0.00	\$223.35	4.1361	10.00%
Total Cost:			\$2,233.89	\$0.00	\$2,233.89		

For MILAM  
ELEMENTARY



Filters: Cost Center Name Not Equal To DoNotReport; Billing Period Equal To 201312All Meter CodesAll Group Names

**elpaso**

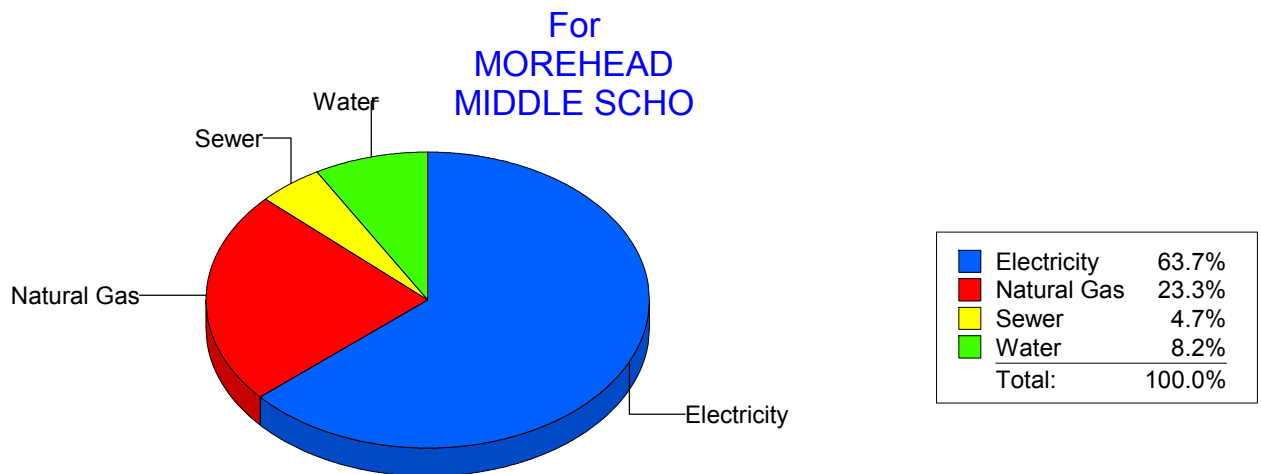
Energy CAP

Cost Avoidance Program

**Cost Summary Graph**

Grouped by Energy Type

Energy Type	Use	Units	Meter Cost	Special Charges	Total Cost	Avg Unit Cost	% of Total Cost
Site: MOREHEAD MIDDLE SCHO - MOREHEAD MIDDLE SCHO							
Electricity	75,089	KWH	\$7,325.82	\$0.00	\$7,325.82	0.0976	63.72%
Natural Gas	4,212	CCF	\$2,681.59	\$0.00	\$2,681.59	0.6367	23.33%
Water	546	CCF	\$946.56	\$0.00	\$946.56	1.7336	8.23%
Sewer	227	CCF	\$542.49	\$0.00	\$542.49	2.3898	4.72%
Total Cost:			\$11,496.46	\$0.00	\$11,496.46		



Filters: Cost Center Name Not Equal To DoNotReport; Billing Period Equal To 201312All Meter CodesAll Group Names



# elpaso

Energy CAP

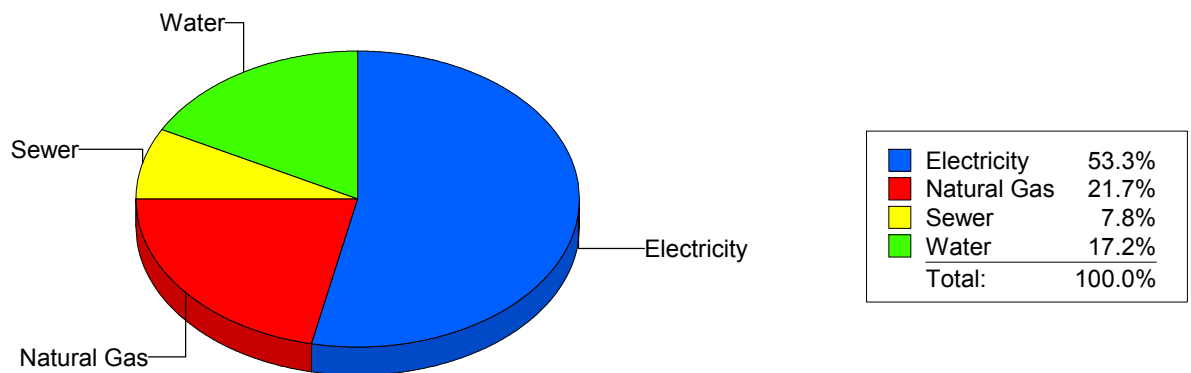
Cost Avoidance Program

## Cost Summary Graph

Grouped by Energy Type

Energy Type	Use	Units	Meter Cost	Special Charges	Total Cost	Avg Unit Cost	% of Total Cost
Site: NEWMAN ELEMENTARY - NEWMAN ELEMENTARY							
Electricity	22,329	KWH	\$2,974.98	\$0.00	\$2,974.98	0.1332	53.33%
Natural Gas	1,666	CCF	\$1,208.10	\$0.00	\$1,208.10	0.7252	21.66%
Water	433	CCF	\$961.25	\$0.00	\$961.25	2.2200	17.23%
Sewer	227	CCF	\$434.09	\$0.00	\$434.09	1.9123	7.78%
Total Cost:			\$5,578.42	\$0.00	\$5,578.42		

For NEWMAN  
ELEMENTARY



Filters: Cost Center Name Not Equal To DoNotReport; Billing Period Equal To 201312All Meter CodesAll Group Names

# elpaso

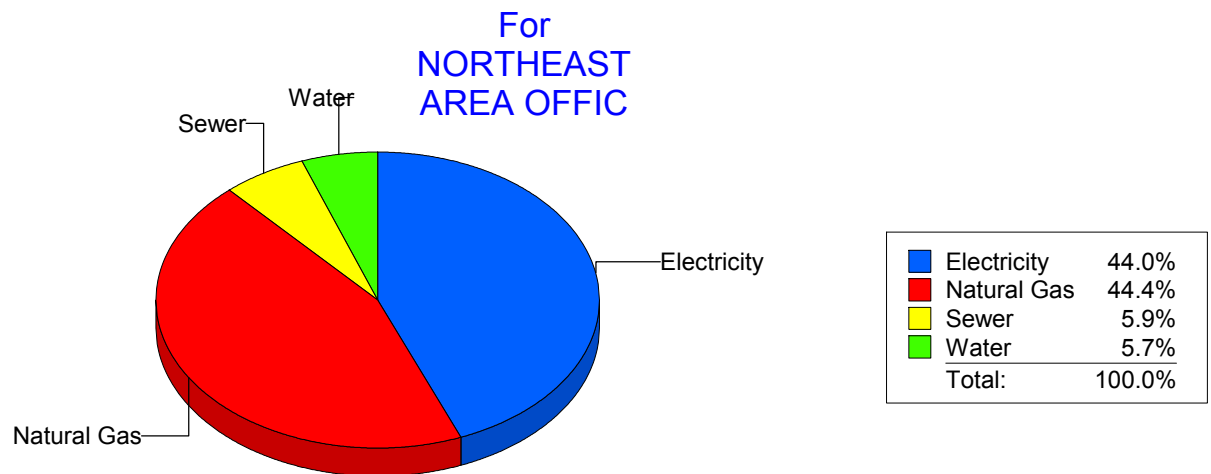
Energy CAP

Cost Avoidance Program

## Cost Summary Graph

Grouped by Energy Type

Energy Type	Use	Units	Meter Cost	Special Charges	Total Cost	Avg Unit Cost	% of Total Cost
Site: NORTHEAST AREA OFFIC - NORTHEAST AREA OFFIC							
Electricity	4,400	KWH	\$408.87	\$0.00	\$408.87	0.0929	44.03%
Natural Gas	319	CCF	\$412.57	\$0.00	\$412.57	1.2933	44.42%
Water	4	CCF	\$52.52	\$0.00	\$52.52	13.1300	5.66%
Sewer	8	CCF	\$54.76	\$0.00	\$54.76	6.8450	5.90%
Total Cost:			\$928.72	\$0.00	\$928.72		



Filters: Cost Center Name Not Equal To DoNotReport; Billing Period Equal To 201312All Meter CodesAll Group Names

# elpaso

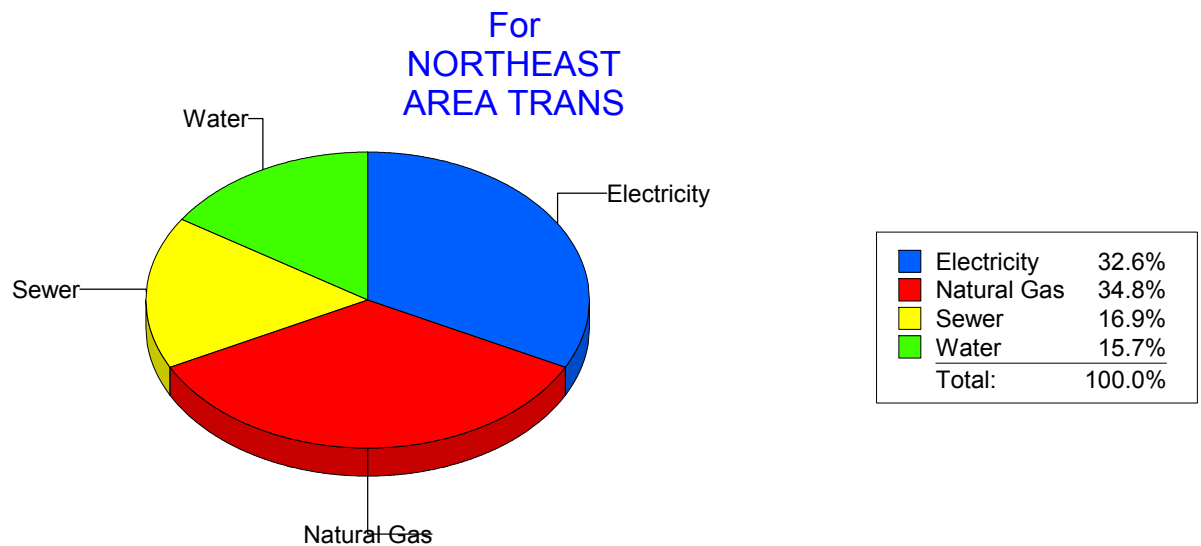
Energy CAP

Cost Avoidance Program

## Cost Summary Graph

Grouped by Energy Type

Energy Type	Use	Units	Meter Cost	Special Charges	Total Cost	Avg Unit Cost	% of Total Cost
Site: NORTHEAST AREA TRANS - NORTHEAST AREA TRANS							
Electricity	5,352	KWH	\$560.51	\$0.00	\$560.51	0.1047	32.60%
Natural Gas	769	CCF	\$598.56	\$0.00	\$598.56	0.7784	34.82%
Water	39	CCF	\$270.09	\$0.00	\$270.09	6.9254	15.71%
Sewer	44	CCF	\$289.95	\$0.00	\$289.95	6.5898	16.87%
Total Cost:			\$1,719.11	\$0.00	\$1,719.11		



Filters: Cost Center Name Not Equal To DoNotReport; Billing Period Equal To 201312All Meter CodesAll Group Names

# elpaso

Energy CAP

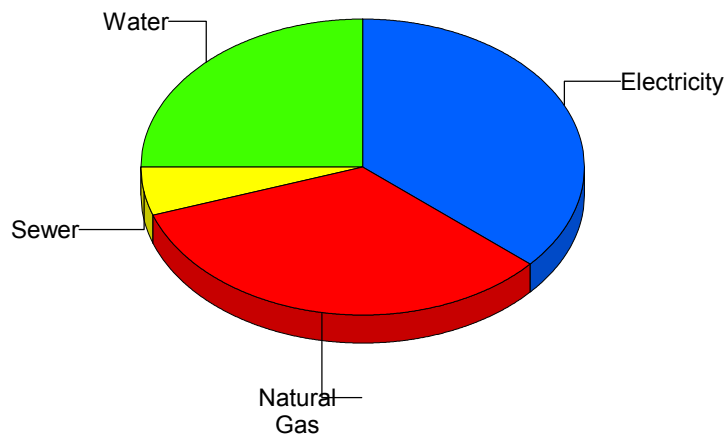
Cost Avoidance Program

## Cost Summary Graph

Grouped by Energy Type

Energy Type	Use	Units	Meter Cost	Special Charges	Total Cost	Avg Unit Cost	% of Total Cost
Site: OCCUPATIONAL CTR. - OCCUPATIONAL CTR.							
Electricity	3,700	KWH	\$396.96	\$0.00	\$396.96	0.1073	36.30%
Natural Gas	490	CCF	\$364.52	\$0.00	\$364.52	0.7439	33.33%
Water	44	CCF	\$273.05	\$0.00	\$273.05	6.2057	24.97%
Sewer	4	CCF	\$59.03	\$0.00	\$59.03	14.7575	5.40%
Total Cost:			\$1,093.56	\$0.00	\$1,093.56		

For  
OCCUPATIONAL  
CTR.



Electricity	36.3%
Natural Gas	33.3%
Sewer	5.4%
Water	25.0%
Total:	100.0%

Filters: Cost Center Name Not Equal To DoNotReport; Billing Period Equal To 201312All Meter CodesAll Group Names

# elpaso

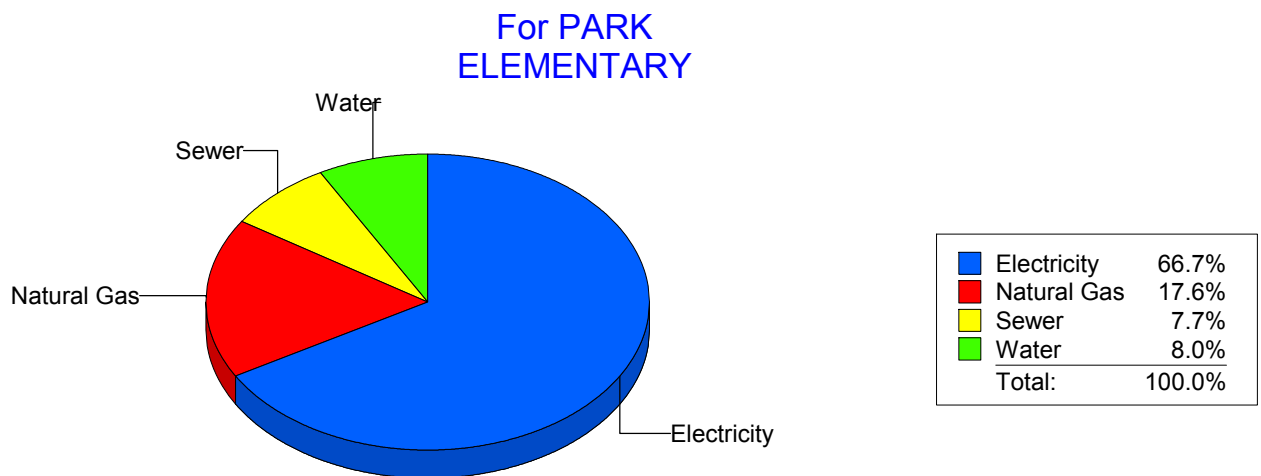
Energy CAP

Cost Avoidance Program

## Cost Summary Graph

Grouped by Energy Type

Energy Type	Use	Units	Meter Cost	Special Charges	Total Cost	Avg Unit Cost	% of Total Cost
Site: PARK ELEMENTARY - PARK ELEMENTARY							
Electricity	26,407	KWH	\$3,774.39	\$0.00	\$3,774.39	0.1429	66.73%
Natural Gas	1,406	CCF	\$993.06	\$0.00	\$993.06	0.7063	17.56%
Water	173	CCF	\$451.10	\$0.00	\$451.10	2.6075	7.97%
Sewer	181	CCF	\$437.93	\$0.00	\$437.93	2.4195	7.74%
Total Cost:			\$5,656.48	\$0.00	\$5,656.48		



Filters: Cost Center Name Not Equal To DoNotReport; Billing Period Equal To 201312All Meter CodesAll Group Names

# el Paso

Energy CAP

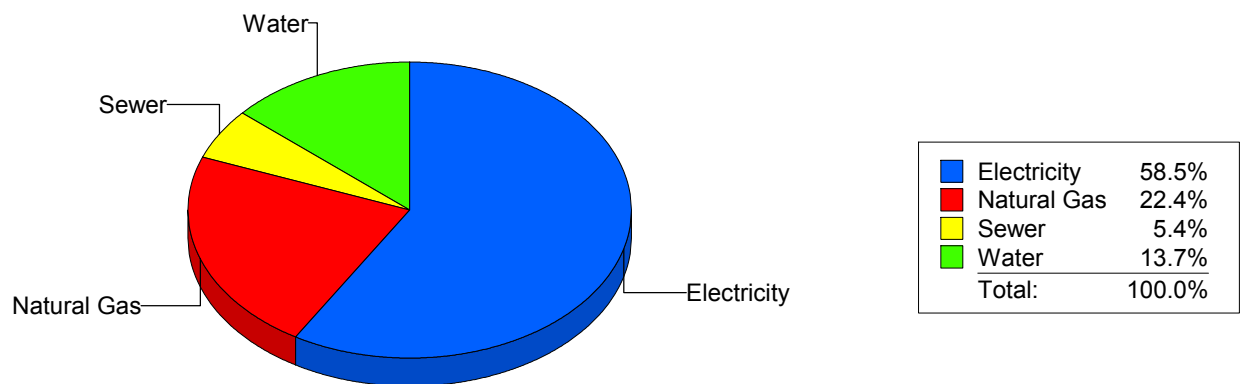
Cost Avoidance Program

## Cost Summary Graph

Grouped by Energy Type

Energy Type	Use	Units	Meter Cost	Special Charges	Total Cost	Avg Unit Cost	% of Total Cost
Site: PAUL MORENO - PAUL MORENO							
Electricity	33,900	KWH	\$4,192.85	\$0.00	\$4,192.85	0.1237	58.51%
Natural Gas	2,383	CCF	\$1,602.08	\$0.00	\$1,602.08	0.6723	22.36%
Water	217	CCF	\$984.17	\$0.00	\$984.17	4.5353	13.73%
Sewer	134	CCF	\$387.26	\$0.00	\$387.26	2.8900	5.40%
Total Cost:			\$7,166.36	\$0.00	\$7,166.36		

For PAUL MORENO



Filters: Cost Center Name Not Equal To DoNotReport; Billing Period Equal To 201312All Meter CodesAll Group Names

**elpaso**

Energy CAP

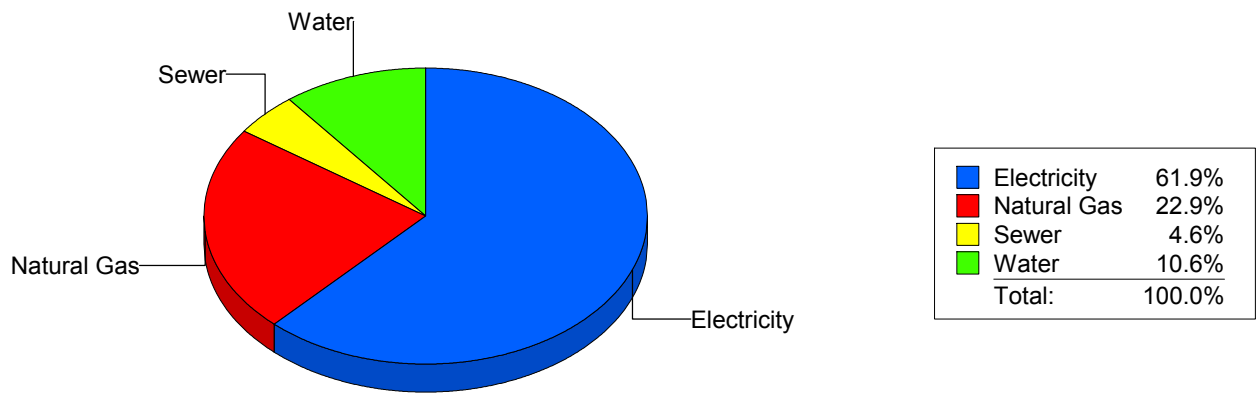
Cost Avoidance Program

**Cost Summary Graph**

Grouped by Energy Type

Energy Type	Use	Units	Meter Cost	Special Charges	Total Cost	Avg Unit Cost	% of Total Cost
<b>Site: POLK ELEMENTARY - POLK ELEMENTARY</b>							
Electricity	31,300	KWH	\$3,727.58	\$0.00	\$3,727.58	0.1191	61.87%
Natural Gas	2,022	CCF	\$1,381.53	\$0.00	\$1,381.53	0.6832	22.93%
Water	226	CCF	\$638.47	\$0.00	\$638.47	2.8251	10.60%
Sewer	93	CCF	\$277.17	\$0.00	\$277.17	2.9803	4.60%
<b>Total Cost:</b>			<b>\$6,024.75</b>	<b>\$0.00</b>	<b>\$6,024.75</b>		

For POLK  
ELEMENTARY



*Filters: Cost Center Name Not Equal To DoNotReport; Billing Period Equal To 201312All Meter CodesAll Group Names*

# elpaso

Energy CAP

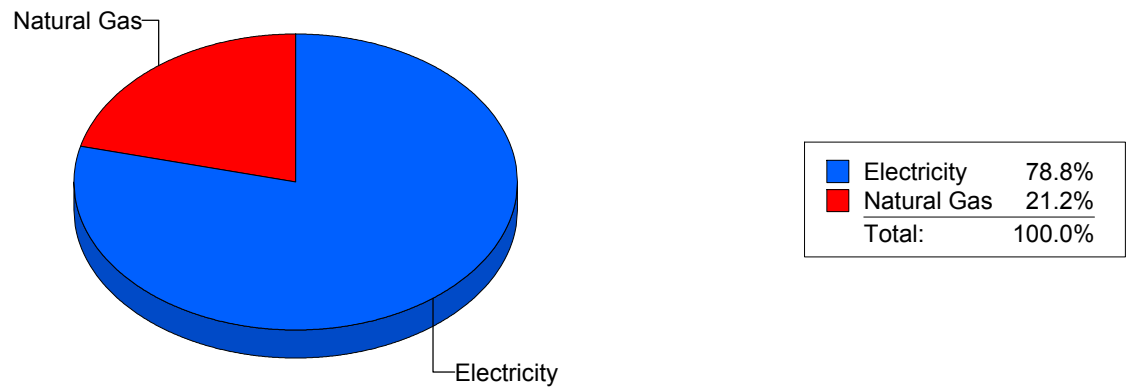
Cost Avoidance Program

## Cost Summary Graph

Grouped by Energy Type

Energy Type	Use	Units	Meter Cost	Special Charges	Total Cost	Avg Unit Cost	% of Total Cost
Site: POWELL - POWELL							
Electricity	36,600	KWH	\$4,019.80	\$0.00	\$4,019.80	0.1098	78.77%
Natural Gas	1,638	CCF	\$1,083.14	\$0.00	\$1,083.14	0.6613	21.23%
Total Cost:			\$5,102.94	\$0.00	\$5,102.94		

For POWELL



Filters: Cost Center Name Not Equal To DoNotReport; Billing Period Equal To 201312All Meter CodesAll Group Names



# elpaso

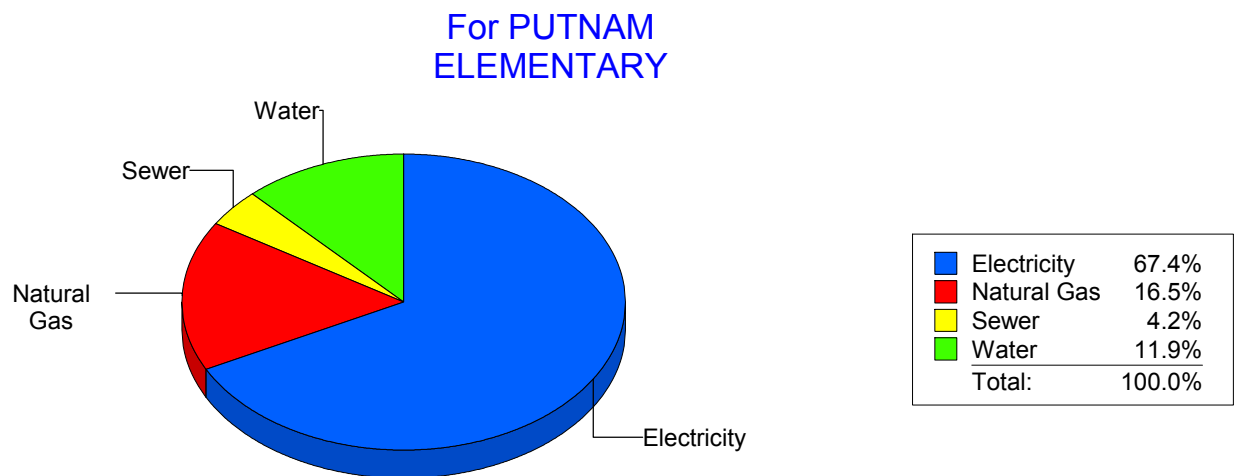
Energy CAP

Cost Avoidance Program

## Cost Summary Graph

Grouped by Energy Type

Energy Type	Use	Units	Meter Cost	Special Charges	Total Cost	Avg Unit Cost	% of Total Cost
Site: PUTNAM ELEMENTARY - PUTNAM ELEMENTARY							
Electricity	31,647	KWH	\$3,811.07	\$0.00	\$3,811.07	0.1204	67.44%
Natural Gas	1,314	CCF	\$932.15	\$0.00	\$932.15	0.7094	16.50%
Water	240	CCF	\$670.50	\$0.00	\$670.50	2.7938	11.87%
Sewer	115	CCF	\$237.35	\$0.00	\$237.35	2.0639	4.20%
Total Cost:			\$5,651.07	\$0.00	\$5,651.07		



Filters: Cost Center Name Not Equal To DoNotReport; Billing Period Equal To 201312All Meter CodesAll Group Names

# elpaso

Energy CAP

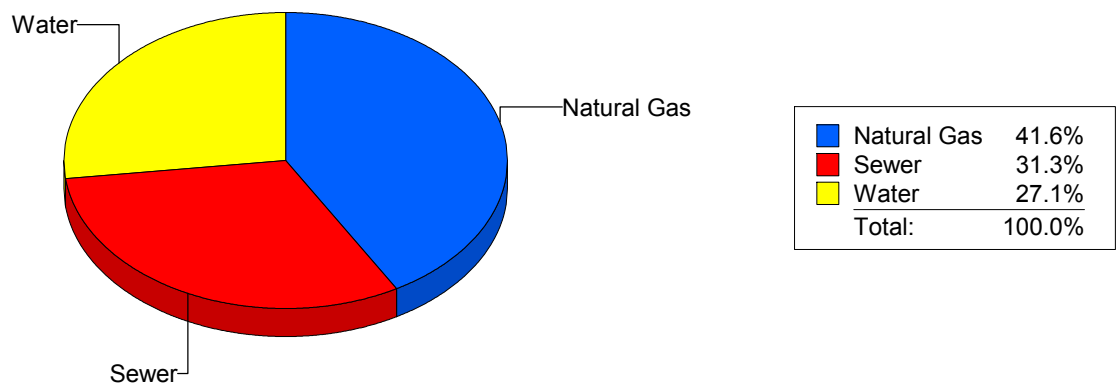
Cost Avoidance Program

## Cost Summary Graph

Grouped by Energy Type

Energy Type	Use	Units	Meter Cost	Special Charges	Total Cost	Avg Unit Cost	% of Total Cost
Site: RAYMOND TELLES ACADE - RAYMOND TELLES ACADE							
Natural Gas		593 CCF	\$429.19	\$0.00	\$429.19	0.7238	41.63%
Water		77 CCF	\$279.11	\$0.00	\$279.11	3.6248	27.07%
Sewer		126 CCF	\$322.71	\$0.00	\$322.71	2.5612	31.30%
Total Cost:			\$1,031.01	\$0.00	\$1,031.01		

For RAYMOND  
TELLES  
ACADE



Filters: Cost Center Name Not Equal To DoNotReport; Billing Period Equal To 201312All Meter CodesAll Group Names

**elpaso**

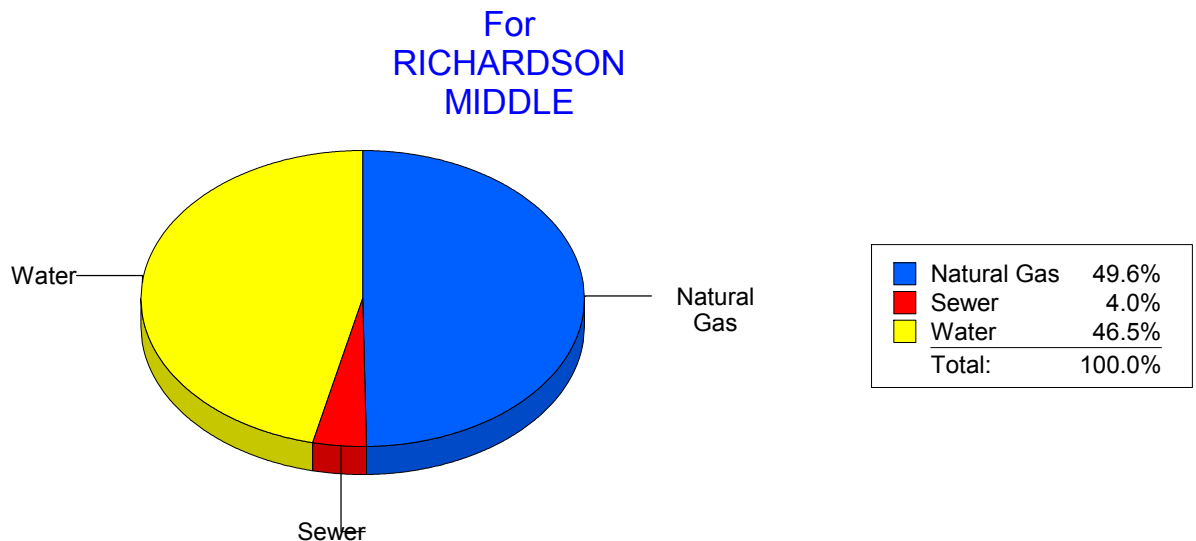
Energy CAP

Cost Avoidance Program

**Cost Summary Graph**

Grouped by Energy Type

Energy Type	Use	Units	Meter Cost	Special Charges	Total Cost	Avg Unit Cost	% of Total Cost
Site: RICHARDSON MIDDLE - RICHARDSON MIDDLE							
Natural Gas	5,490	CCF	\$3,468.31	\$0.00	\$3,468.31	0.6318	49.58%
Water	673	CCF	\$3,249.36	\$0.00	\$3,249.36	4.8282	46.45%
Sewer	93	CCF	\$277.17	\$0.00	\$277.17	2.9803	3.96%
Total Cost:			\$6,994.84	\$0.00	\$6,994.84		



Filters: Cost Center Name Not Equal To DoNotReport; Billing Period Equal To 201312All Meter CodesAll Group Names

# elpaso

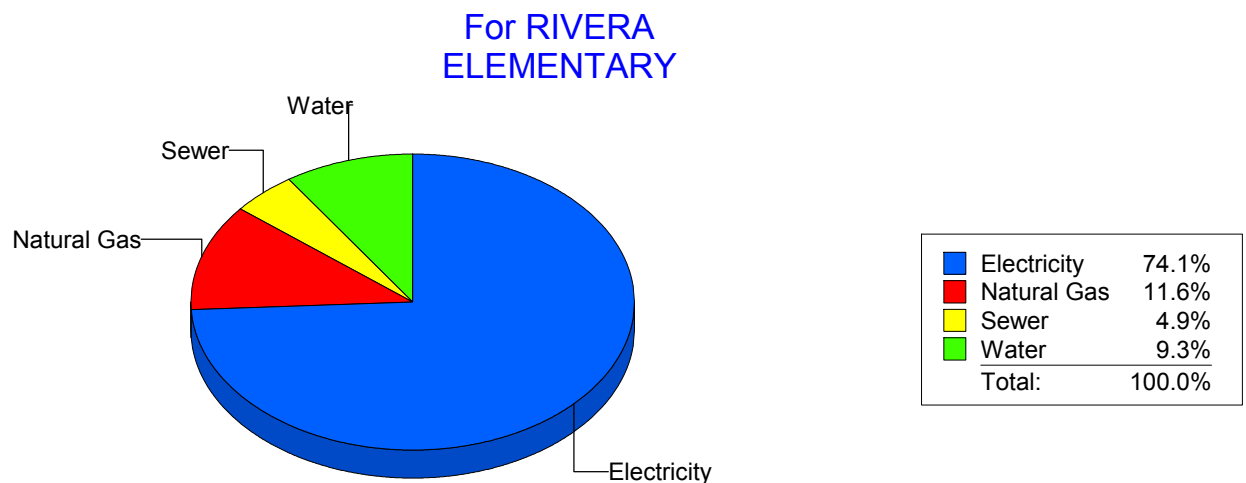
Energy CAP

Cost Avoidance Program

## Cost Summary Graph

Grouped by Energy Type

Energy Type	Use	Units	Meter Cost	Special Charges	Total Cost	Avg Unit Cost	% of Total Cost
Site: RIVERA ELEMENTARY - RIVERA ELEMENTARY							
Electricity	51,360	KWH	\$5,528.10	\$0.00	\$5,528.10	0.1076	74.12%
Natural Gas	1,293	CCF	\$867.24	\$0.00	\$867.24	0.6707	11.63%
Water	263	CCF	\$696.08	\$0.00	\$696.08	2.6467	9.33%
Sewer	158	CCF	\$366.87	\$0.00	\$366.87	2.3220	4.92%
Total Cost:			\$7,458.29	\$0.00	\$7,458.29		



Filters: Cost Center Name Not Equal To DoNotReport; Billing Period Equal To 201312All Meter CodesAll Group Names

# elpaso

Energy CAP

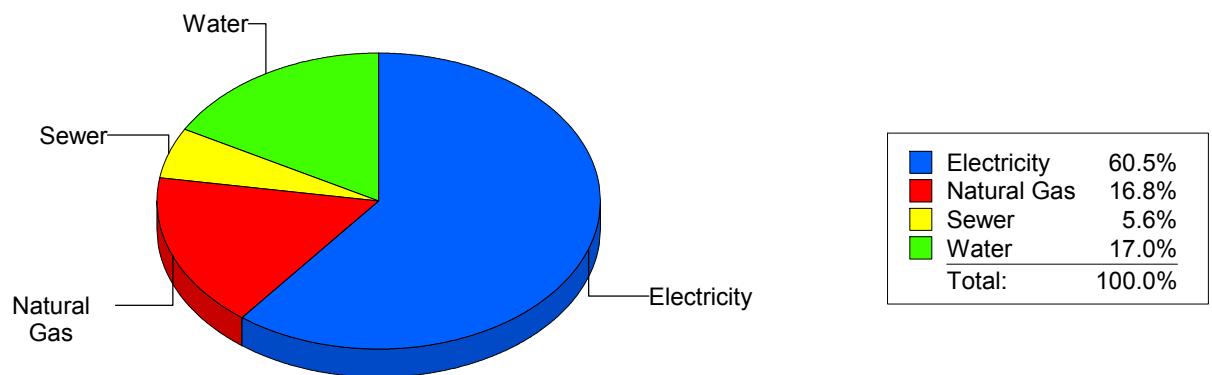
Cost Avoidance Program

## Cost Summary Graph

Grouped by Energy Type

Energy Type	Use	Units	Meter Cost	Special Charges	Total Cost	Avg Unit Cost	% of Total Cost
Site: ROBERTS ELEMENTARY - ROBERTS ELEMENTARY							
Electricity	37,183	KWH	\$3,718.55	\$0.00	\$3,718.55	0.1000	60.54%
Natural Gas	1,467	CCF	\$1,034.40	\$0.00	\$1,034.40	0.7051	16.84%
Water	415	CCF	\$1,043.37	\$0.00	\$1,043.37	2.5141	16.99%
Sewer	182	CCF	\$346.06	\$0.00	\$346.06	1.9014	5.63%
Total Cost:			\$6,142.38	\$0.00	\$6,142.38		

For ROBERTS  
ELEMENTARY



Filters: Cost Center Name Not Equal To DoNotReport; Billing Period Equal To 201312All Meter CodesAll Group Names

# elpaso

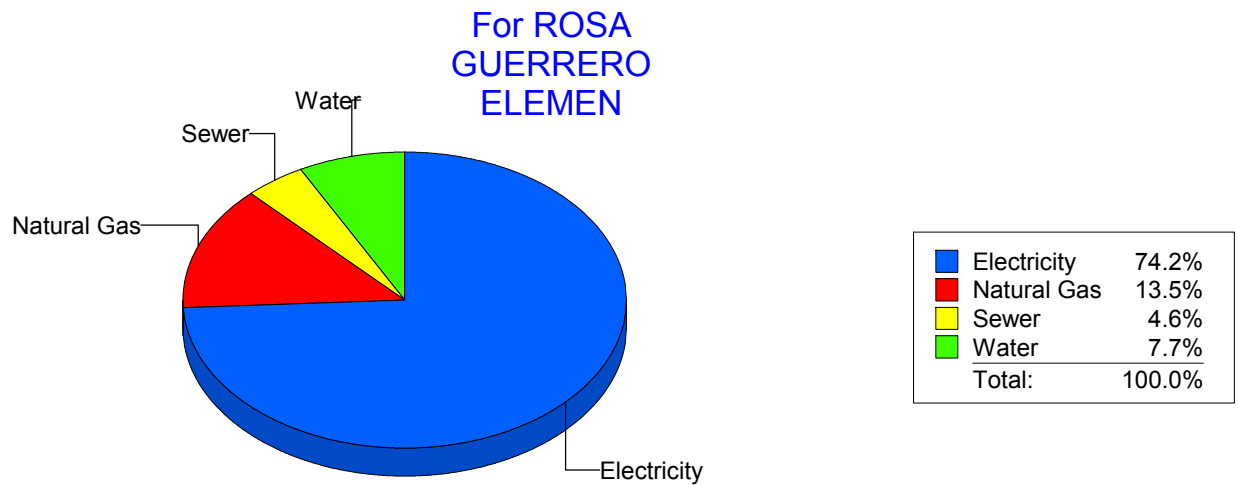
Energy CAP

Cost Avoidance Program

## Cost Summary Graph

Grouped by Energy Type

Energy Type	Use	Units	Meter Cost	Special Charges	Total Cost	Avg Unit Cost	% of Total Cost
Site: ROSA GUERRERO ELEMEN - ROSA GUERRERO ELEMEN							
Electricity	45,500	KWH	\$6,067.37	\$0.00	\$6,067.37	0.1333	74.18%
Natural Gas	1,591	CCF	\$1,106.44	\$0.00	\$1,106.44	0.6954	13.53%
Water	461	CCF	\$629.15	\$0.00	\$629.15	1.3648	7.69%
Sewer	116	CCF	\$376.23	\$0.00	\$376.23	3.2434	4.60%
Total Cost:			\$8,179.19	\$0.00	\$8,179.19		



Filters: Cost Center Name Not Equal To DoNotReport; Billing Period Equal To 201312All Meter CodesAll Group Names

# elpaso

Energy CAP

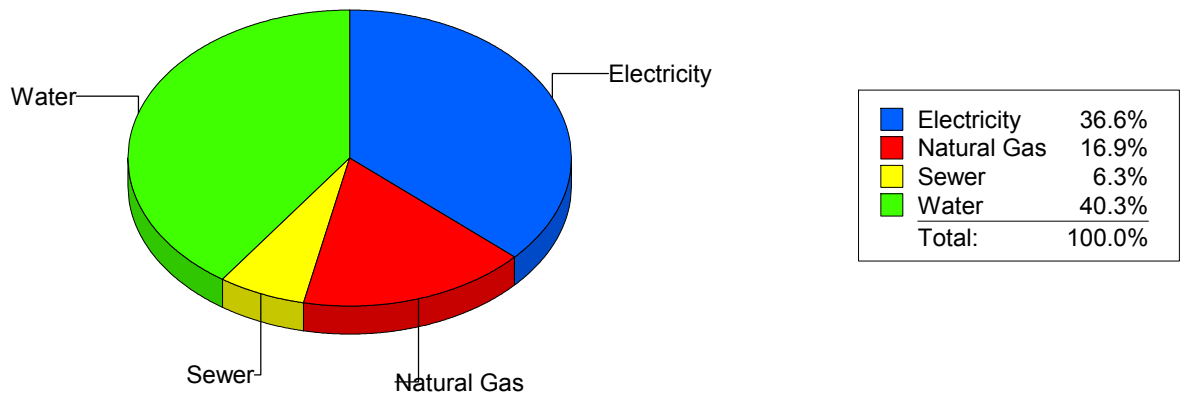
Cost Avoidance Program

## Cost Summary Graph

Grouped by Energy Type

Energy Type	Use	Units	Meter Cost	Special Charges	Total Cost	Avg Unit Cost	% of Total Cost
Site: ROSS MIDDLE SCHOOL - ROSS MIDDLE SCHOOL							
Electricity	50,148	KWH	\$6,153.34	\$0.00	\$6,153.34	0.1227	36.55%
Natural Gas	4,469	CCF	\$2,839.79	\$0.00	\$2,839.79	0.6354	16.87%
Water	2,260	CCF	\$6,779.51	\$0.00	\$6,779.51	2.9998	40.27%
Sewer	662	CCF	\$1,062.39	\$0.00	\$1,062.39	1.6048	6.31%
Total Cost:			\$16,835.03	\$0.00	\$16,835.03		

For ROSS  
MIDDLE  
SCHOOL



Filters: Cost Center Name Not Equal To DoNotReport; Billing Period Equal To 201312All Meter CodesAll Group Names

# elpaso

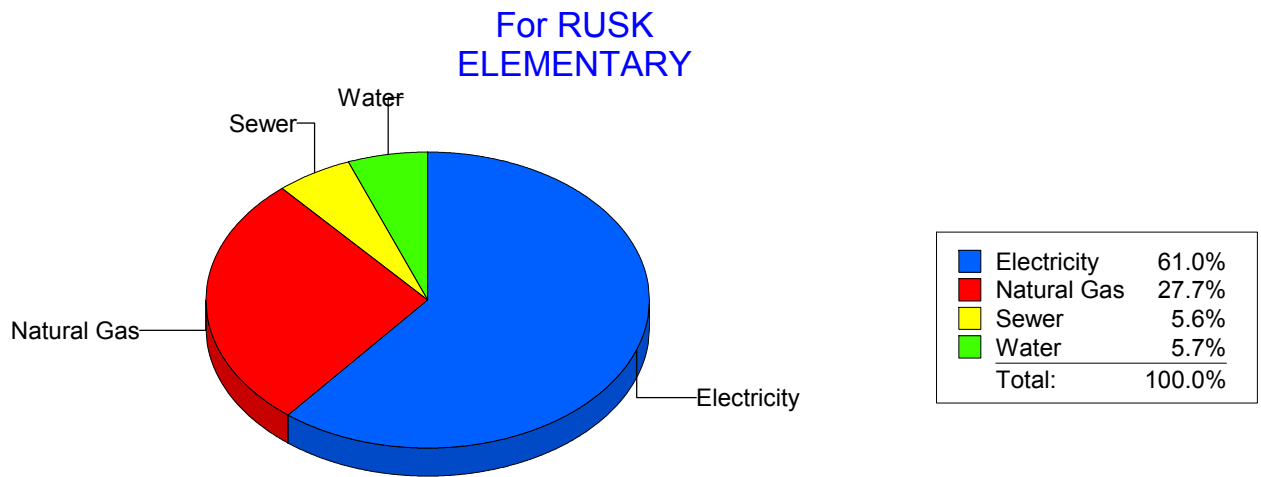
Energy CAP

Cost Avoidance Program

## Cost Summary Graph

Grouped by Energy Type

Energy Type	Use	Units	Meter Cost	Special Charges	Total Cost	Avg Unit Cost	% of Total Cost
Site: RUSK ELEMENTARY - RUSK ELEMENTARY							
Electricity	23,333	KWH	\$2,890.83	\$0.00	\$2,890.83	0.1239	60.97%
Natural Gas	1,834	CCF	\$1,312.94	\$0.00	\$1,312.94	0.7159	27.69%
Water	80	CCF	\$271.83	\$0.00	\$271.83	3.3979	5.73%
Sewer	87	CCF	\$265.63	\$0.00	\$265.63	3.0532	5.60%
Total Cost:			\$4,741.23	\$0.00	\$4,741.23		



Filters: Cost Center Name Not Equal To DoNotReport; Billing Period Equal To 201312All Meter CodesAll Group Names



# elpaso

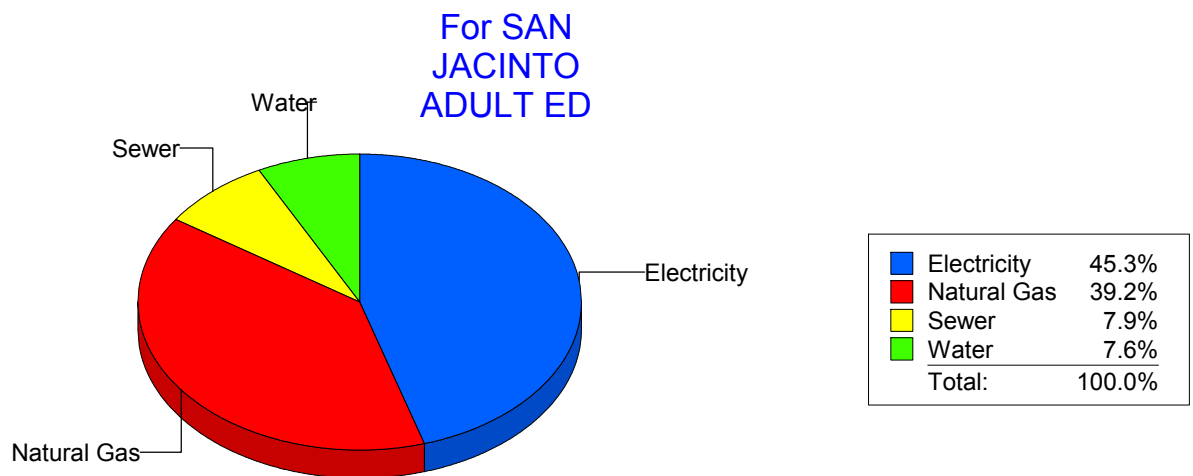
Energy CAP

Cost Avoidance Program

## Cost Summary Graph

Grouped by Energy Type

Energy Type	Use	Units	Meter Cost	Special Charges	Total Cost	Avg Unit Cost	% of Total Cost
Site: SAN JACINTO ADULT ED - SAN JACINTO ADULT ED							
Electricity	4,800	KWH	\$646.76	\$0.00	\$646.76	0.1347	45.32%
Natural Gas	801	CCF	\$559.14	\$0.00	\$559.14	0.6981	39.18%
Water	26	CCF	\$108.29	\$0.00	\$108.29	4.1650	7.59%
Sewer	33	CCF	\$112.86	\$0.00	\$112.86	3.4200	7.91%
Total Cost:			\$1,427.05	\$0.00	\$1,427.05		



Filters: Cost Center Name Not Equal To DoNotReport; Billing Period Equal To 201312All Meter CodesAll Group Names

# elpaso

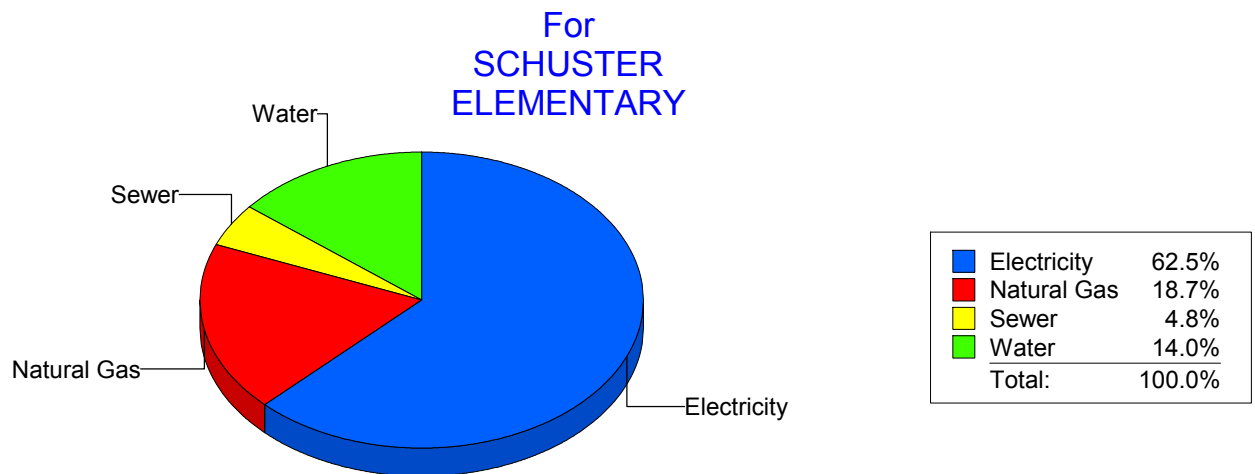
Energy CAP

Cost Avoidance Program

## Cost Summary Graph

Grouped by Energy Type

Energy Type	Use	Units	Meter Cost	Special Charges	Total Cost	Avg Unit Cost	% of Total Cost
Site: SCHUSTER ELEMENTARY - SCHUSTER ELEMENTARY							
Electricity	22,864	KWH	\$2,349.29	\$0.00	\$2,349.29	0.1028	62.46%
Natural Gas	1,031	CCF	\$703.29	\$0.00	\$703.29	0.6821	18.70%
Water	204	CCF	\$528.01	\$0.00	\$528.01	2.5883	14.04%
Sewer	82	CCF	\$180.48	\$0.00	\$180.48	2.2010	4.80%
Total Cost:			\$3,761.07	\$0.00	\$3,761.07		



Filters: Cost Center Name Not Equal To DoNotReport; Billing Period Equal To 201312All Meter CodesAll Group Names

# elpaso

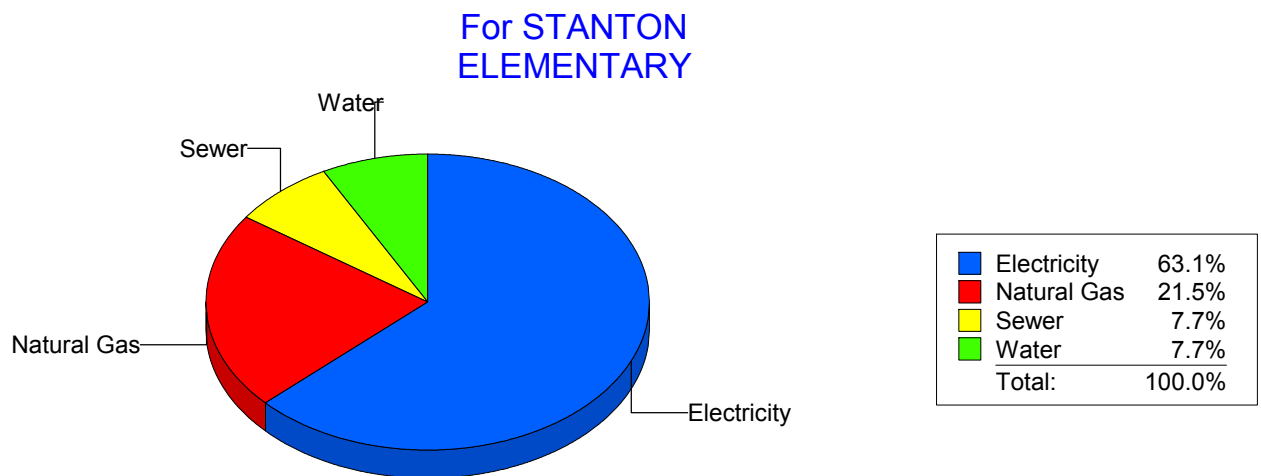
Energy CAP

Cost Avoidance Program

## Cost Summary Graph

Grouped by Energy Type

Energy Type	Use	Units	Meter Cost	Special Charges	Total Cost	Avg Unit Cost	% of Total Cost
Site: STANTON ELEMENTARY - STANTON ELEMENTARY							
Electricity	26,576	KWH	\$3,289.25	\$0.00	\$3,289.25	0.1238	63.13%
Natural Gas	1,609	CCF	\$1,117.93	\$0.00	\$1,117.93	0.6948	21.46%
Water	185	CCF	\$402.09	\$0.00	\$402.09	2.1735	7.72%
Sewer	203	CCF	\$400.97	\$0.00	\$400.97	1.9752	7.70%
Total Cost:			\$5,210.24	\$0.00	\$5,210.24		



Filters: Cost Center Name Not Equal To DoNotReport; Billing Period Equal To 201312All Meter CodesAll Group Names

# elpaso

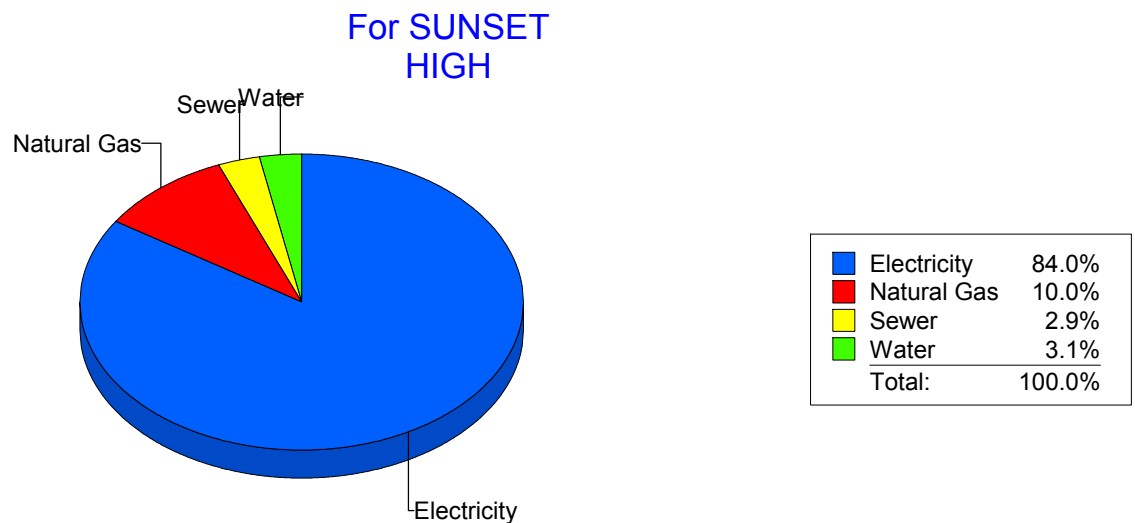
Energy CAP

Cost Avoidance Program

## Cost Summary Graph

Grouped by Energy Type

Energy Type	Use	Units	Meter Cost	Special Charges	Total Cost	Avg Unit Cost	% of Total Cost
Site: SUNSET HIGH - SUNSET HIGH							
Electricity	20,080	KWH	\$2,639.99	\$0.00	\$2,639.99	0.1315	84.03%
Natural Gas	411	CCF	\$313.47	\$0.00	\$313.47	0.7627	9.98%
Water	19	CCF	\$97.37	\$0.00	\$97.37	5.1247	3.10%
Sewer	17	CCF	\$90.78	\$0.00	\$90.78	5.3400	2.89%
Total Cost:			\$3,141.61	\$0.00	\$3,141.61		



Filters: Cost Center Name Not Equal To DoNotReport; Billing Period Equal To 201312All Meter CodesAll Group Names

**elpaso**

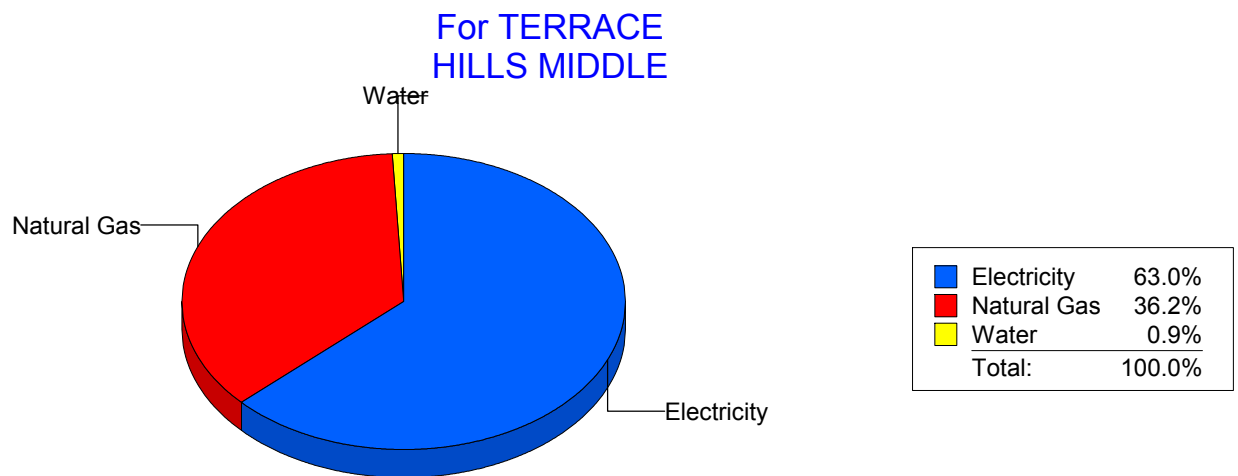
Energy CAP

Cost Avoidance Program

**Cost Summary Graph**

Grouped by Energy Type

Energy Type	Use	Units	Meter Cost	Special Charges	Total Cost	Avg Unit Cost	% of Total Cost
Site: TERRACE HILLS MIDDLE - TERRACE HILLS MIDDLE							
Electricity	25,650	KWH	\$2,883.25	\$0.00	\$2,883.25	0.1124	62.97%
Natural Gas	2,461	CCF	\$1,656.42	\$0.00	\$1,656.42	0.6731	36.17%
Water	0	CCF	\$39.32	\$0.00	\$39.32	0.0000	0.86%
Total Cost:			\$4,578.99	\$0.00	\$4,578.99		



Filters: Cost Center Name Not Equal To DoNotReport; Billing Period Equal To 201312All Meter CodesAll Group Names

# el Paso

Energy CAP

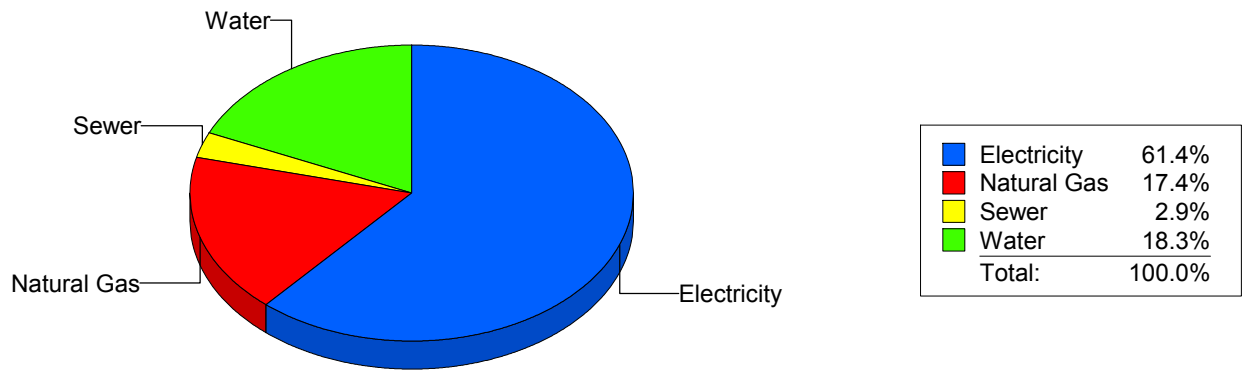
Cost Avoidance Program

## Cost Summary Graph

Grouped by Energy Type

Energy Type	Use	Units	Meter Cost	Special Charges	Total Cost	Avg Unit Cost	% of Total Cost
Site: TIPPIN - TIPPIN ELEMENTARY							
Electricity	59,160	KWH	\$6,820.51	\$0.00	\$6,820.51	0.1153	61.43%
Natural Gas	3,002	CCF	\$1,936.82	\$0.00	\$1,936.82	0.6452	17.44%
Water	451	CCF	\$2,026.49	\$0.00	\$2,026.49	4.4933	18.25%
Sewer	124	CCF	\$319.95	\$0.00	\$319.95	2.5802	2.88%
Total Cost:			\$11,103.77	\$0.00	\$11,103.77		

For TIPPIN  
ELEMENTARY



Filters: Cost Center Name Not Equal To DoNotReport; Billing Period Equal To 201312All Meter CodesAll Group Names

# elpaso

Energy CAP

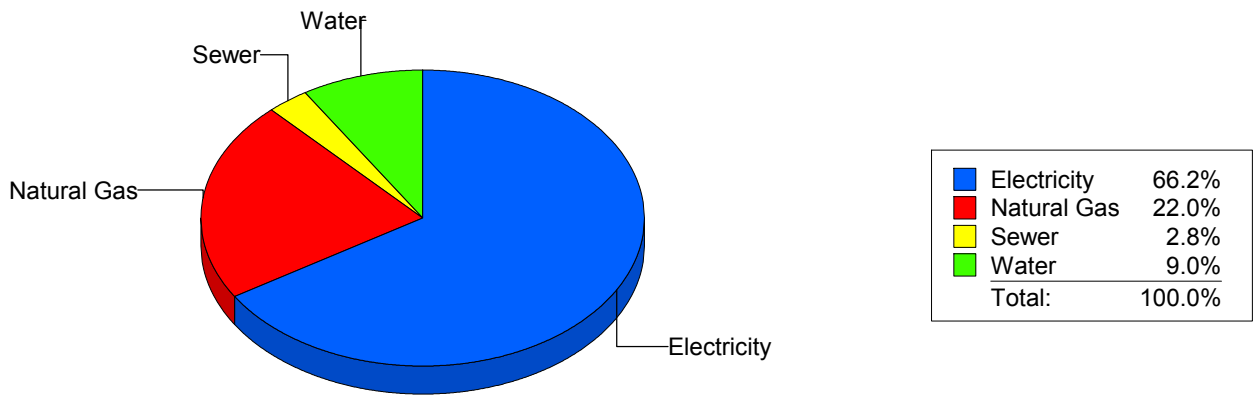
Cost Avoidance Program

## Cost Summary Graph

Grouped by Energy Type

Energy Type	Use	Units	Meter Cost	Special Charges	Total Cost	Avg Unit Cost	% of Total Cost
Site: TOMLEA - TOM LEA							
Electricity	47,880	KWH	\$5,914.43	\$0.00	\$5,914.43	0.1235	66.20%
Natural Gas	3,042	CCF	\$1,961.34	\$0.00	\$1,961.34	0.6448	21.95%
Water	206	CCF	\$804.60	\$0.00	\$804.60	3.9058	9.01%
Sewer	76	CCF	\$253.71	\$0.00	\$253.71	3.3383	2.84%
Total Cost:			\$8,934.08	\$0.00	\$8,934.08		

For TOM LEA



Filters: Cost Center Name Not Equal To DoNotReport; Billing Period Equal To 201312All Meter CodesAll Group Names

**el Paso**

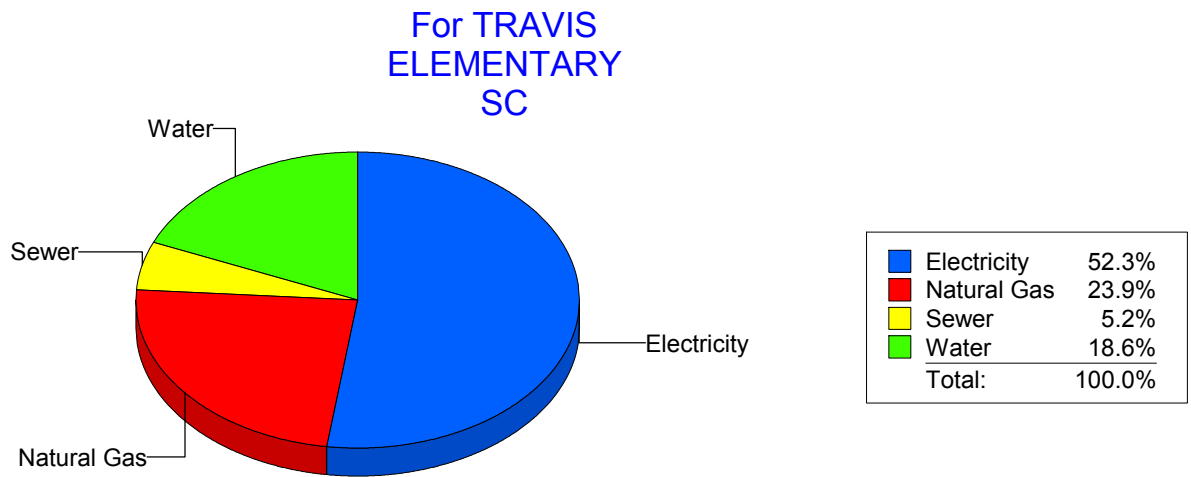
Energy CAP

Cost Avoidance Program

**Cost Summary Graph**

Grouped by Energy Type

Energy Type	Use	Units	Meter Cost	Special Charges	Total Cost	Avg Unit Cost	% of Total Cost
Site: TRAVIS ELEMENTARY SC - TRAVIS ELEMENTARY SC							
Electricity	20,642	KWH	\$2,385.35	\$0.00	\$2,385.35	0.1156	52.29%
Natural Gas	1,553	CCF	\$1,089.47	\$0.00	\$1,089.47	0.7015	23.88%
Water	183	CCF	\$849.91	\$0.00	\$849.91	4.6443	18.63%
Sewer	84	CCF	\$236.75	\$0.00	\$236.75	2.8185	5.19%
Total Cost:			\$4,561.48	\$0.00	\$4,561.48		



Filters: Cost Center Name Not Equal To DoNotReport; Billing Period Equal To 201312All Meter CodesAll Group Names



# elpaso

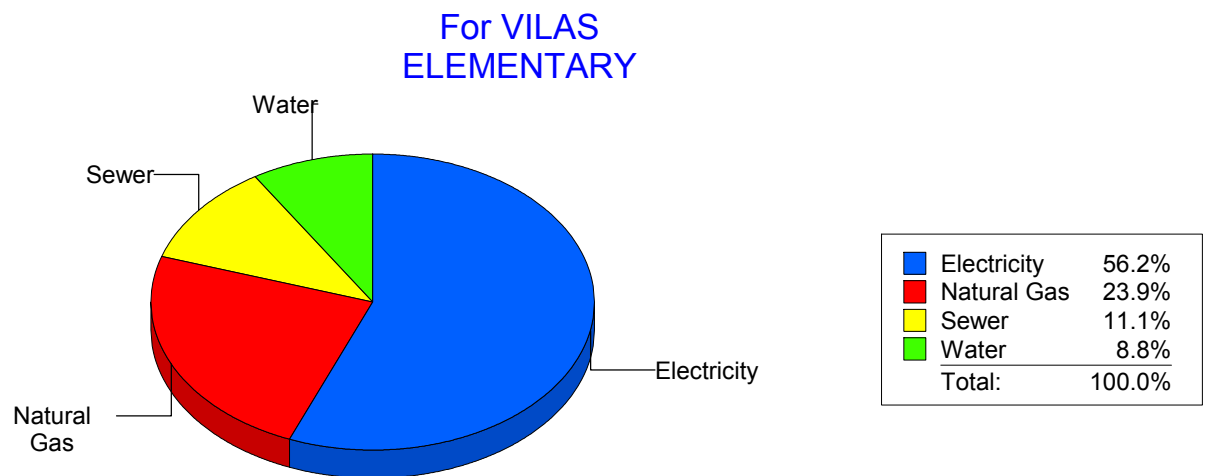
Energy CAP

Cost Avoidance Program

## Cost Summary Graph

Grouped by Energy Type

Energy Type	Use	Units	Meter Cost	Special Charges	Total Cost	Avg Unit Cost	% of Total Cost
Site: VILAS ELEMENTARY - VILAS ELEMENTARY							
Electricity	25,684	KWH	\$3,633.35	\$0.00	\$3,633.35	0.1415	56.20%
Natural Gas	2,200	CCF	\$1,546.33	\$0.00	\$1,546.33	0.7029	23.92%
Water	177	CCF	\$570.36	\$0.00	\$570.36	3.2224	8.82%
Sewer	323	CCF	\$715.02	\$0.00	\$715.02	2.2137	11.06%
Total Cost:			\$6,465.06	\$0.00	\$6,465.06		



Filters: Cost Center Name Not Equal To DoNotReport; Billing Period Equal To 201312All Meter CodesAll Group Names

# elpaso

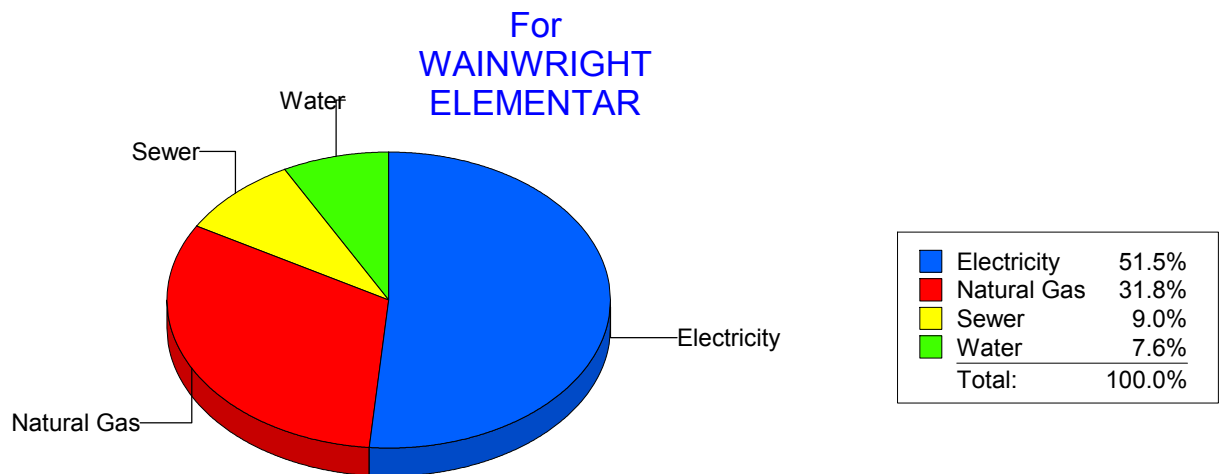
Energy CAP

Cost Avoidance Program

## Cost Summary Graph

Grouped by Energy Type

Energy Type	Use	Units	Meter Cost	Special Charges	Total Cost	Avg Unit Cost	% of Total Cost
Site: WAINWRIGHT ELEMENTAR - WAINWRIGHT ELEMENTAR							
Electricity	10,367	KWH	\$1,206.38	\$0.00	\$1,206.38	0.1164	51.47%
Natural Gas	1,016	CCF	\$746.51	\$0.00	\$746.51	0.7348	31.85%
Water	28	CCF	\$179.14	\$0.00	\$179.14	6.3979	7.64%
Sewer	56	CCF	\$211.92	\$0.00	\$211.92	3.7843	9.04%
Total Cost:			\$2,343.95	\$0.00	\$2,343.95		



Filters: Cost Center Name Not Equal To DoNotReport; Billing Period Equal To 201312All Meter CodesAll Group Names

# elpaso

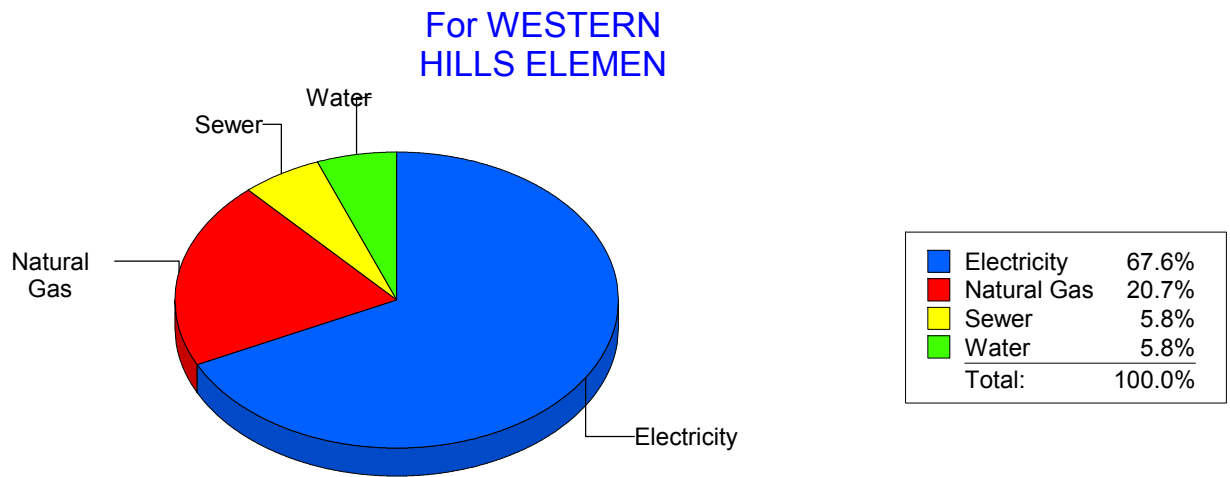
Energy CAP

Cost Avoidance Program

## Cost Summary Graph

Grouped by Energy Type

Energy Type	Use	Units	Meter Cost	Special Charges	Total Cost	Avg Unit Cost	% of Total Cost
Site: WESTERN HILLS ELEMEN - WESTERN HILLS ELEMEN							
Electricity	33,360	KWH	\$4,038.66	\$0.00	\$4,038.66	0.1211	67.65%
Natural Gas	1,886	CCF	\$1,238.35	\$0.00	\$1,238.35	0.6566	20.74%
Water	78	CCF	\$347.94	\$0.00	\$347.94	4.4608	5.83%
Sewer	84	CCF	\$345.15	\$0.00	\$345.15	4.1089	5.78%
Total Cost:			\$5,970.10	\$0.00	\$5,970.10		



Filters: Cost Center Name Not Equal To DoNotReport; Billing Period Equal To 201312All Meter CodesAll Group Names

elpaso

Energy CAP

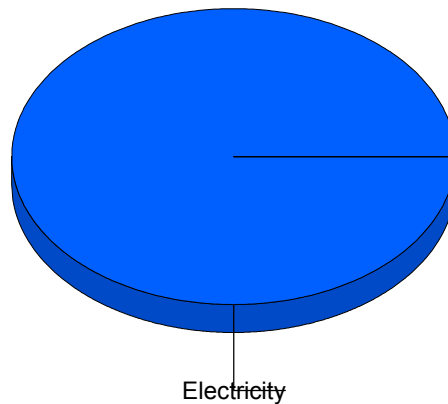
Cost Avoidance Program

## Cost Summary Graph

Grouped by Energy Type

Energy Type	Use	Units	Meter Cost	Special Charges	Total Cost	Avg Unit Cost	% of Total Cost
Site: WESTSIDE TRANSPORTAT - WESTSIDE TRANSPORTAT							
Electricity		2,564 KWH	\$310.14	\$0.00	\$310.14	0.1210	100.00%
Total Cost:			\$310.14	\$0.00	\$310.14		

For WESTSIDE  
TRANSPORTAT



■ Electricity	100.0%
Total:	100.0%

Filters: Cost Center Name Not Equal To DoNotReport; Billing Period Equal To 201312All Meter CodesAll Group Names

**elpaso**

Energy CAP

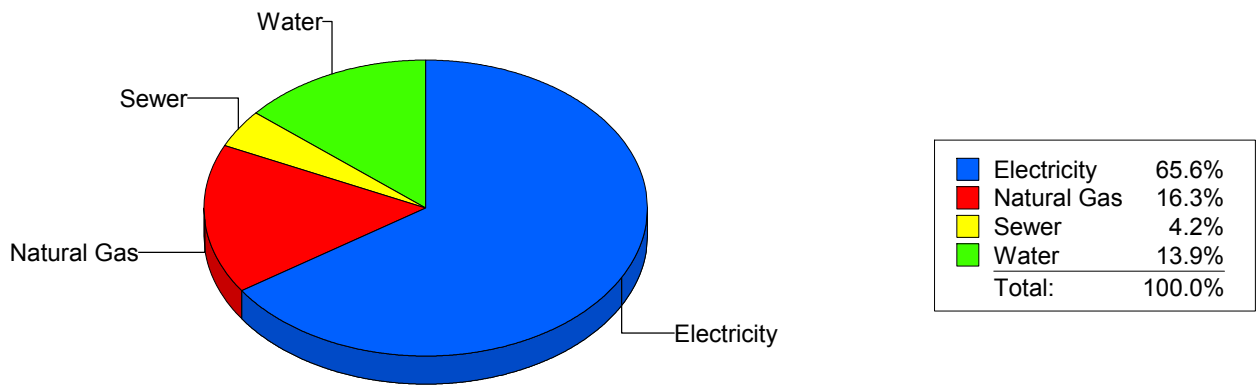
Cost Avoidance Program

**Cost Summary Graph**

Grouped by Energy Type

Energy Type	Use	Units	Meter Cost	Special Charges	Total Cost	Avg Unit Cost	% of Total Cost
Site: WHITAKER ELEMENTARY - WHITAKER ELEMENTARY							
Electricity	69,600	KWH	\$6,492.49	\$0.00	\$6,492.49	0.0933	65.62%
Natural Gas	2,478	CCF	\$1,608.81	\$0.00	\$1,608.81	0.6492	16.26%
Water	546	CCF	\$1,376.29	\$0.00	\$1,376.29	2.5207	13.91%
Sewer	194	CCF	\$416.55	\$0.00	\$416.55	2.1472	4.21%
<b>Total Cost:</b>			<b>\$9,894.14</b>	<b>\$0.00</b>	<b>\$9,894.14</b>		

For WHITAKER  
ELEMENTARY



Filters: Cost Center Name Not Equal To DoNotReport; Billing Period Equal To 201312All Meter CodesAll Group Names

# elpaso

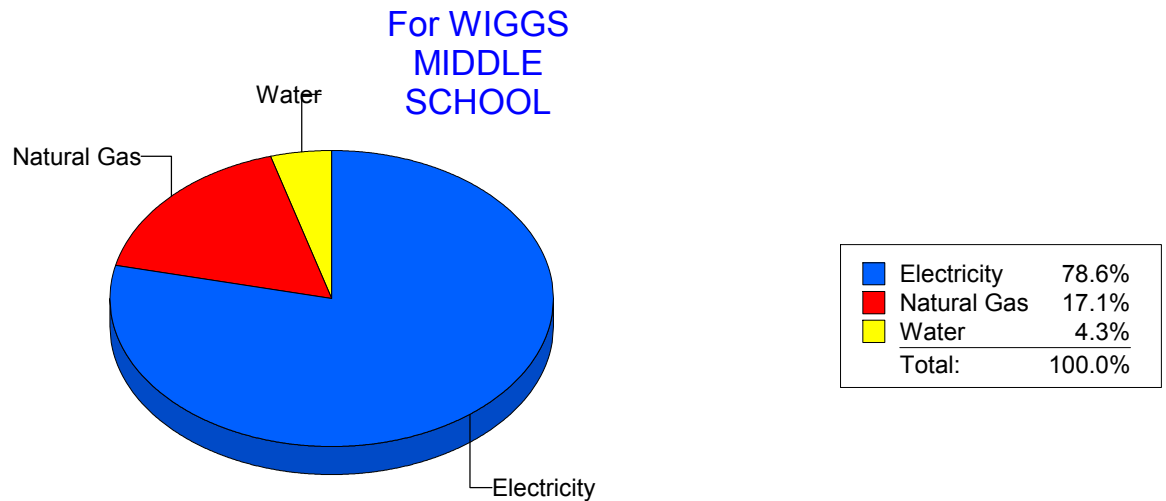
Energy CAP

Cost Avoidance Program

## Cost Summary Graph

Grouped by Energy Type

Energy Type	Use	Units	Meter Cost	Special Charges	Total Cost	Avg Unit Cost	% of Total Cost
Site: WIGGS MIDDLE SCHOOL - WIGGS MIDDLE SCHOOL							
Electricity	44,980	KWH	\$5,034.86	\$0.00	\$5,034.86	0.1119	78.59%
Natural Gas	1,655	CCF	\$1,093.77	\$0.00	\$1,093.77	0.6609	17.07%
Water	34	CCF	\$277.59	\$0.00	\$277.59	8.1644	4.33%
Total Cost:			\$6,406.22	\$0.00	\$6,406.22		



Filters: Cost Center Name Not Equal To DoNotReport; Billing Period Equal To 201312All Meter CodesAll Group Names

# elpaso

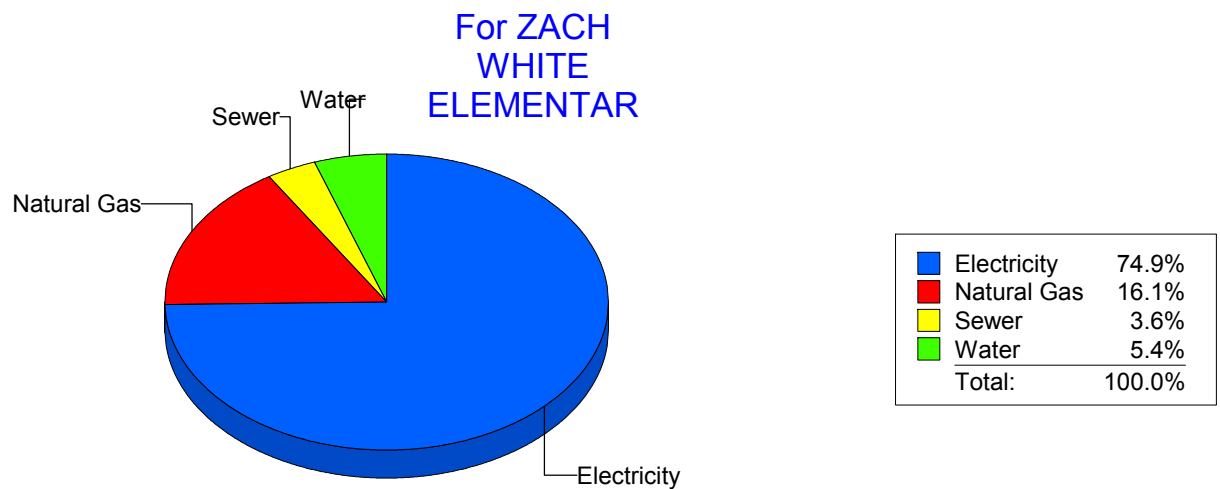
Energy CAP

Cost Avoidance Program

## Cost Summary Graph

Grouped by Energy Type

Energy Type	Use	Units	Meter Cost	Special Charges	Total Cost	Avg Unit Cost	% of Total Cost
Site: ZACH WHITE ELEMENTAR - ZACH WHITE ELEMENTAR							
Electricity	41,400	KWH	\$5,637.03	\$0.00	\$5,637.03	0.1362	74.85%
Natural Gas	1,769	CCF	\$1,216.12	\$0.00	\$1,216.12	0.6875	16.15%
Water	115	CCF	\$406.19	\$0.00	\$406.19	3.5321	5.39%
Sewer	99	CCF	\$271.26	\$0.00	\$271.26	2.7400	3.60%
Total Cost:			\$7,530.60	\$0.00	\$7,530.60		



Filters: Cost Center Name Not Equal To DoNotReport; Billing Period Equal To 201312All Meter CodesAll Group Names

# elpaso

Energy CAP

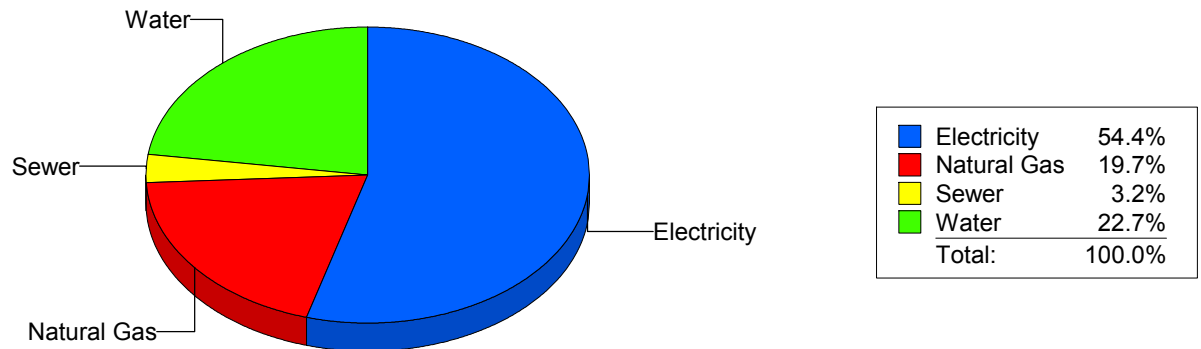
Cost Avoidance Program

## Cost Summary Graph

Grouped by Energy Type

Energy Type	Use	Units	Meter Cost	Special Charges	Total Cost	Avg Unit Cost	% of Total Cost
Site: ZAVALA ELEMENTARY SC - ZAVALA ELEMENTARY SC							
Electricity	23,500	KWH	\$2,207.48	\$0.00	\$2,207.48	0.0939	54.40%
Natural Gas	1,187	CCF	\$800.92	\$0.00	\$800.92	0.6747	19.74%
Water	183	CCF	\$921.79	\$0.00	\$921.79	5.0371	22.71%
Sewer	44	CCF	\$128.04	\$0.00	\$128.04	2.9100	3.16%
Total Cost:			\$4,058.23	\$0.00	\$4,058.23		

For ZAVALA  
ELEMENTARY  
SC



Filters: Cost Center Name Not Equal To DoNotReport; Billing Period Equal To 201312All Meter CodesAll Group Names



# elpaso

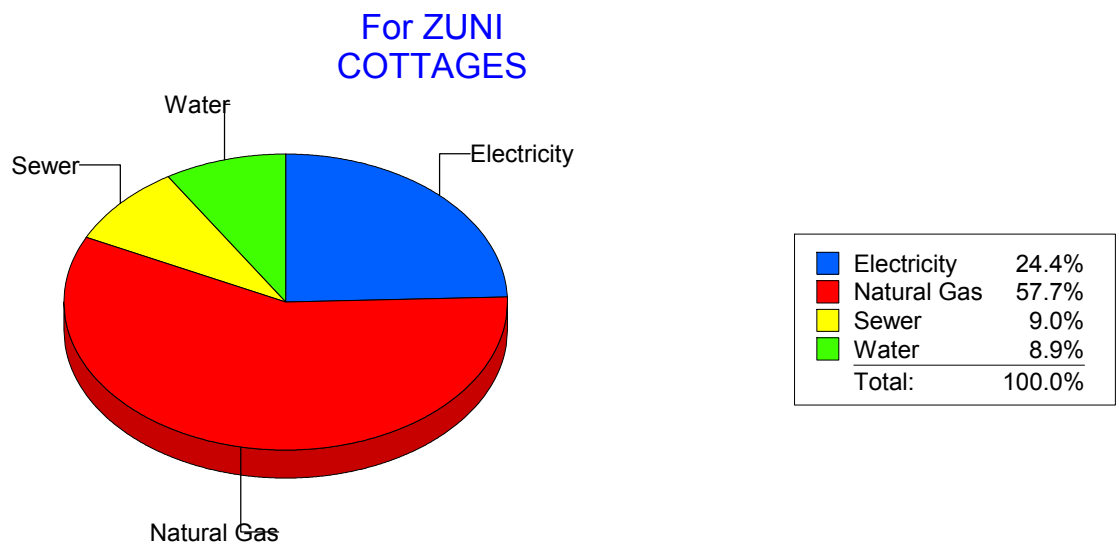
Energy CAP

Cost Avoidance Program

## Cost Summary Graph

Grouped by Energy Type

Energy Type	Use	Units	Meter Cost	Special Charges	Total Cost	Avg Unit Cost	% of Total Cost
Site: ZUNI COTTAGES - ZUNI COTTAGES							
Electricity		269 KWH	\$63.26	\$0.00	\$63.26	0.2352	24.39%
Natural Gas		58 CCF	\$149.78	\$0.00	\$149.78	2.5824	57.74%
Water		0 CCF	\$23.14	\$0.00	\$23.14	0.0000	8.92%
Sewer		1 CCF	\$23.24	\$0.00	\$23.24	23.2400	8.96%
Total Cost:			\$259.42	\$0.00	\$259.42		



Filters: Cost Center Name Not Equal To DoNotReport; Billing Period Equal To 201312All Meter CodesAll Group Names

# el Paso

Energy CAP

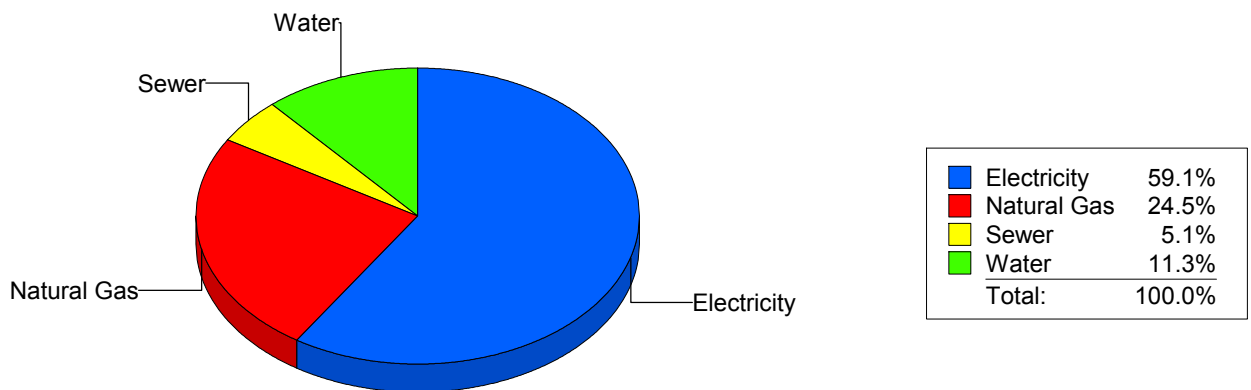
Cost Avoidance Program

## Cost Summary Graph

Grouped by Energy Type

Energy Type	Use	Units	Meter Cost	Special Charges	Total Cost	Avg Unit Cost	% of Total Cost
<b>All Sites</b>							
Electricity	4,499,005	KWH	\$494,950.47	\$0.00	\$494,950.47	0.1100	59.14%
Natural Gas	312,577	CCF	\$205,217.46	\$0.00	\$205,217.46	0.6565	24.52%
Water	32,473	CCF	\$94,415.22	\$0.00	\$94,415.22	2.9075	11.28%
Sewer	17,823	CCF	\$42,330.13	\$0.00	\$42,330.13	2.3750	5.06%
<b>Total Cost:</b>			<b>\$836,913.28</b>	<b>\$0.00</b>	<b>\$836,913.28</b>		

For All Sites



Filters: Cost Center Name Not Equal To DoNotReport; Billing Period Equal To 201312All Meter CodesAll Group Names