

elpaso

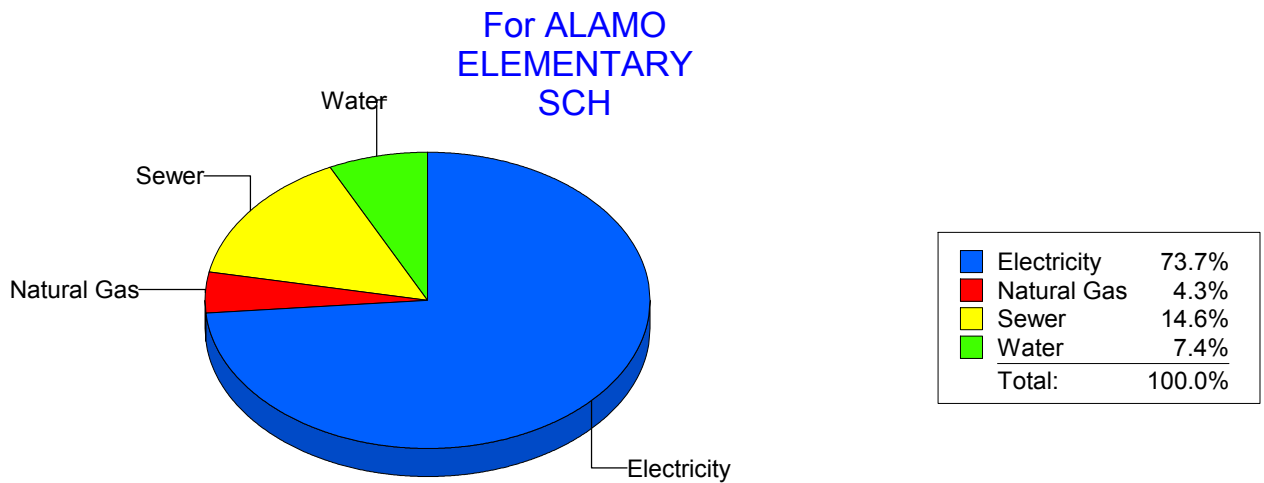
Energy CAP

Cost Avoidance Program

Cost Summary Graph

Grouped by Energy Type

Energy Type	Use	Units	Meter Cost	Special Charges	Total Cost	Avg Unit Cost	% of Total Cost
Site: ALAMO ELEMENTARY SCH - ALAMO ELEMENTARY SCH							
Electricity	2,500	KWH	\$627.52	\$0.00	\$627.52	0.2510	73.68%
Natural Gas	0	CCF	\$37.02	\$0.00	\$37.02	0.0000	4.35%
Water	0	CCF	\$62.63	\$0.00	\$62.63	0.0000	7.35%
Sewer	0	CCF	\$124.48	\$0.00	\$124.48	0.0000	14.62%
Total Cost:			\$851.65	\$0.00	\$851.65		



Filters: Cost Center Name Not Equal To DoNotReport; Billing Period Equal To 201111All Meter CodesAll Group Names

elpaso

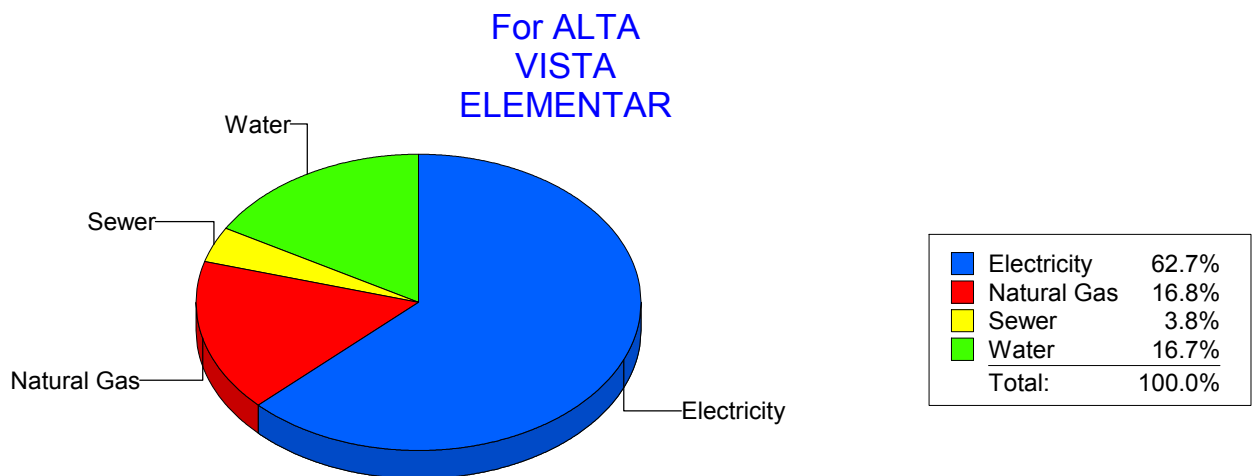
Energy CAP

Cost Avoidance Program

Cost Summary Graph

Grouped by Energy Type

Energy Type	Use	Units	Meter Cost	Special Charges	Total Cost	Avg Unit Cost	% of Total Cost
Site: ALTA VISTA ELEMENTAR - ALTA VISTA ELEMENTAR							
Electricity	22,500	KWH	\$2,840.85	\$0.00	\$2,840.85	0.1263	62.74%
Natural Gas	1,316	CCF	\$759.42	\$0.00	\$759.42	0.5771	16.77%
Water	274	CCF	\$755.10	\$0.00	\$755.10	2.7558	16.68%
Sewer	87	CCF	\$172.73	\$0.00	\$172.73	1.9854	3.81%
Total Cost:			\$4,528.10	\$0.00	\$4,528.10		



Filters: Cost Center Name Not Equal To DoNotReport; Billing Period Equal To 201111All Meter CodesAll Group Names

elpaso

Energy CAP

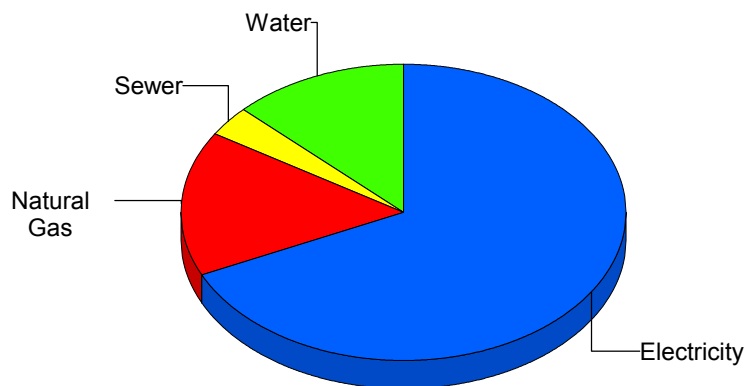
Cost Avoidance Program

Cost Summary Graph

Grouped by Energy Type

Energy Type	Use	Units	Meter Cost	Special Charges	Total Cost	Avg Unit Cost	% of Total Cost
Site: ANDRESS HIGH SCHOOL - ANDRESS HIGH SCHOOL							
Electricity	128,831	KWH	\$15,213.64	\$0.00	\$15,213.64	0.1181	68.05%
Natural Gas	6,583	CCF	\$3,521.97	\$0.00	\$3,521.97	0.5350	15.75%
Water	1,280	CCF	\$2,845.04	\$0.00	\$2,845.04	2.2227	12.73%
Sewer	502	CCF	\$775.15	\$0.00	\$775.15	1.5441	3.47%
Total Cost:			\$22,355.80	\$0.00	\$22,355.80		

For ANDRESS
HIGH SCHOOL



Electricity	68.1%
Natural Gas	15.8%
Sewer	3.5%
Water	12.7%
Total:	100.0%

Filters: Cost Center Name Not Equal To DoNotReport; Billing Period Equal To 201111All Meter CodesAll Group Names

elpaso

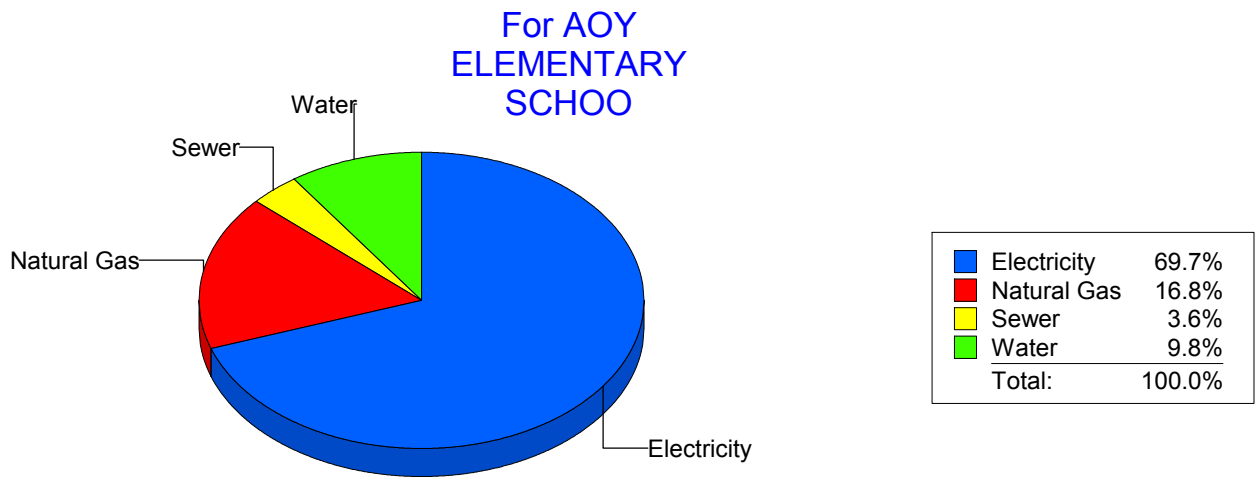
Energy CAP

Cost Avoidance Program

Cost Summary Graph

Grouped by Energy Type

Energy Type	Use	Units	Meter Cost	Special Charges	Total Cost	Avg Unit Cost	% of Total Cost
Site: AOY ELEMENTARY SCHOO - AOY ELEMENTARY SCHOO							
Electricity	56,719	KWH	\$6,794.95	\$0.00	\$6,794.95	0.1198	69.72%
Natural Gas	2,993	CCF	\$1,640.29	\$0.00	\$1,640.29	0.5480	16.83%
Water	283	CCF	\$958.98	\$0.00	\$958.98	3.3886	9.84%
Sewer	71	CCF	\$351.60	\$0.00	\$351.60	4.9521	3.61%
Total Cost:			\$9,745.82	\$0.00	\$9,745.82		



Filters: Cost Center Name Not Equal To DoNotReport; Billing Period Equal To 201111All Meter CodesAll Group Names

elpaso

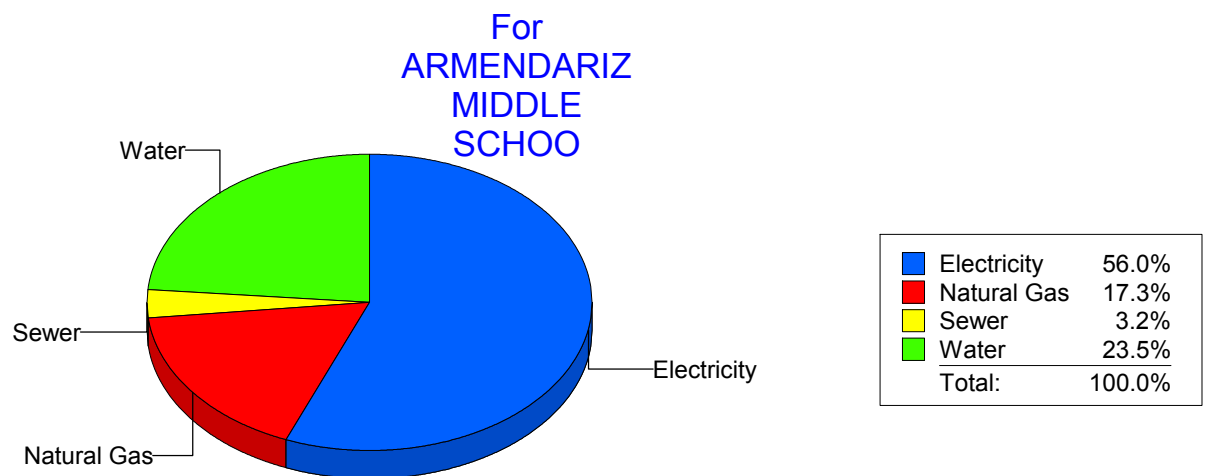
Energy CAP

Cost Avoidance Program

Cost Summary Graph

Grouped by Energy Type

Energy Type	Use	Units	Meter Cost	Special Charges	Total Cost	Avg Unit Cost	% of Total Cost
Site: ARMENDARIZ MIDDLE SCHOO - ARMENDARIZ MIDDLE SCHOO							
Electricity	71,500	KWH	\$7,040.49	\$0.00	\$7,040.49	0.0985	55.98%
Natural Gas	4,103	CCF	\$2,176.71	\$0.00	\$2,176.71	0.5305	17.31%
Water	868	CCF	\$2,959.63	\$0.00	\$2,959.63	3.4097	23.53%
Sewer	148	CCF	\$399.91	\$0.00	\$399.91	2.7021	3.18%
Total Cost:			\$12,576.74	\$0.00	\$12,576.74		



Filters: Cost Center Name Not Equal To DoNotReport; Billing Period Equal To 201111All Meter CodesAll Group Names

el Paso

Energy CAP

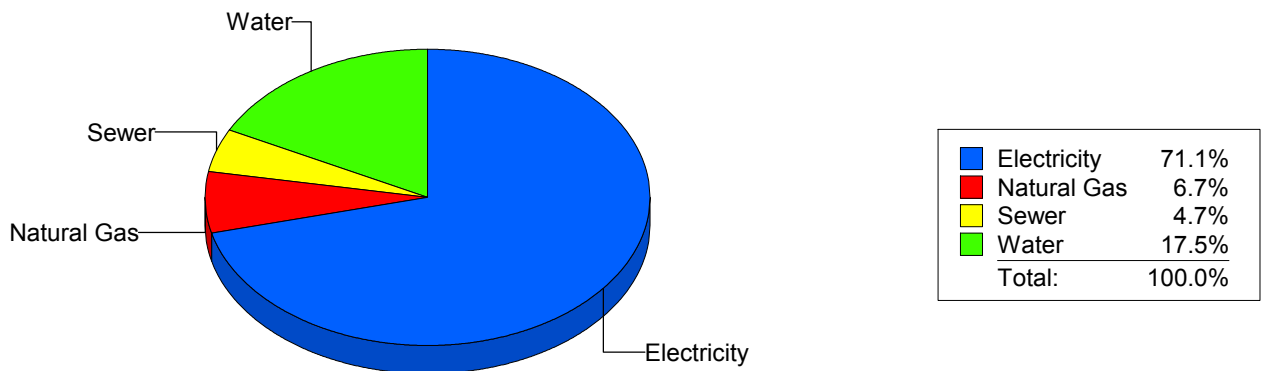
Cost Avoidance Program

Cost Summary Graph

Grouped by Energy Type

Energy Type	Use	Units	Meter Cost	Special Charges	Total Cost	Avg Unit Cost	% of Total Cost
Site: AUSTIN HIGH SCHOOL - AUSTIN HIGH SCHOOL							
Electricity	166,031	KWH	\$17,158.29	\$0.00	\$17,158.29	0.1033	71.10%
Natural Gas	2,898	CCF	\$1,621.92	\$0.00	\$1,621.92	0.5597	6.72%
Water	1,445	CCF	\$4,229.88	\$0.00	\$4,229.88	2.9273	17.53%
Sewer	452	CCF	\$1,122.42	\$0.00	\$1,122.42	2.4832	4.65%
Total Cost:			\$24,132.51	\$0.00	\$24,132.51		

For AUSTIN
HIGH SCHOOL



Filters: Cost Center Name Not Equal To DoNotReport; Billing Period Equal To 201111All Meter CodesAll Group Names

elpaso

Energy CAP

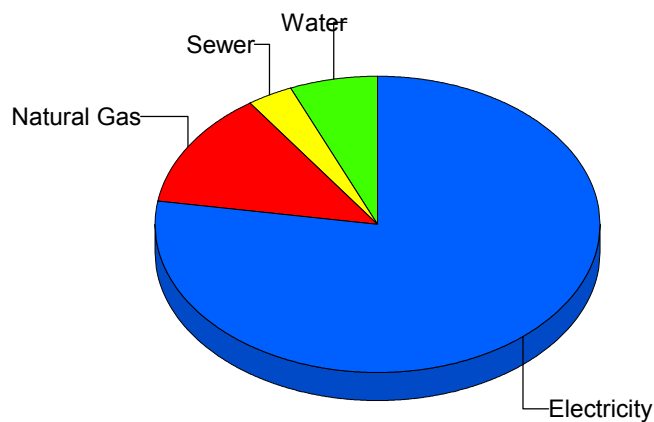
Cost Avoidance Program

Cost Summary Graph

Grouped by Energy Type

Energy Type	Use	Units	Meter Cost	Special Charges	Total Cost	Avg Unit Cost	% of Total Cost
Site: BARRON - BARRON							
Electricity	68,436	KWH	\$7,544.67	\$0.00	\$7,544.67	0.1102	77.38%
Natural Gas	2,234	CCF	\$1,243.95	\$0.00	\$1,243.95	0.5568	12.76%
Water	95	CCF	\$616.76	\$0.00	\$616.76	6.4922	6.33%
Sewer	86	CCF	\$344.41	\$0.00	\$344.41	4.0048	3.53%
Total Cost:			\$9,749.79	\$0.00	\$9,749.79		

For BARRON



Electricity	77.4%
Natural Gas	12.8%
Sewer	3.5%
Water	6.3%
Total:	100.0%

Filters: Cost Center Name Not Equal To DoNotReport; Billing Period Equal To 201111All Meter CodesAll Group Names

elpaso

Energy CAP

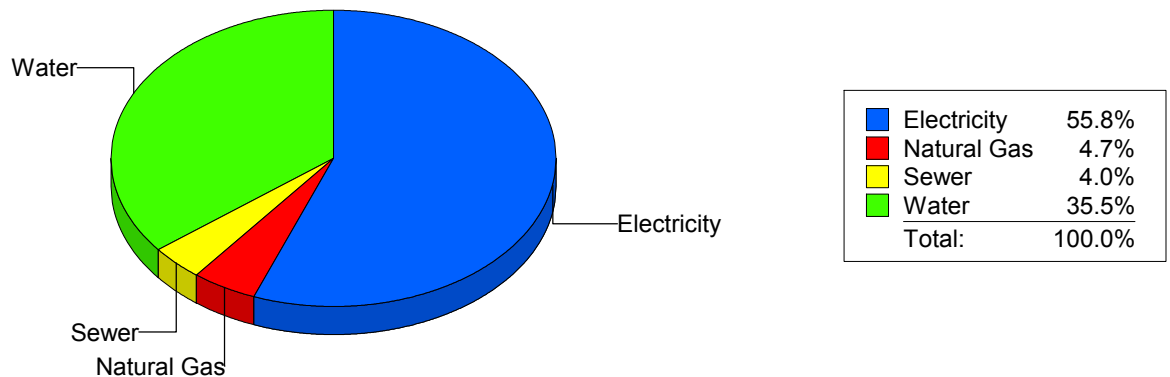
Cost Avoidance Program

Cost Summary Graph

Grouped by Energy Type

Energy Type	Use	Units	Meter Cost	Special Charges	Total Cost	Avg Unit Cost	% of Total Cost
Site: BASSET MIDDLE SCHOOL - BASSET MIDDLE SCHOOL							
Electricity	56,693	KWH	\$7,029.75	\$0.00	\$7,029.75	0.1240	55.80%
Natural Gas	927	CCF	\$595.83	\$0.00	\$595.83	0.6428	4.73%
Water	1,329	CCF	\$4,472.81	\$0.00	\$4,472.81	3.3655	35.50%
Sewer	286	CCF	\$500.83	\$0.00	\$500.83	1.7512	3.98%
Total Cost:			\$12,599.22	\$0.00	\$12,599.22		

For BASSET
MIDDLE
SCHOOL



Filters: Cost Center Name Not Equal To DoNotReport; Billing Period Equal To 201111All Meter CodesAll Group Names

elpaso

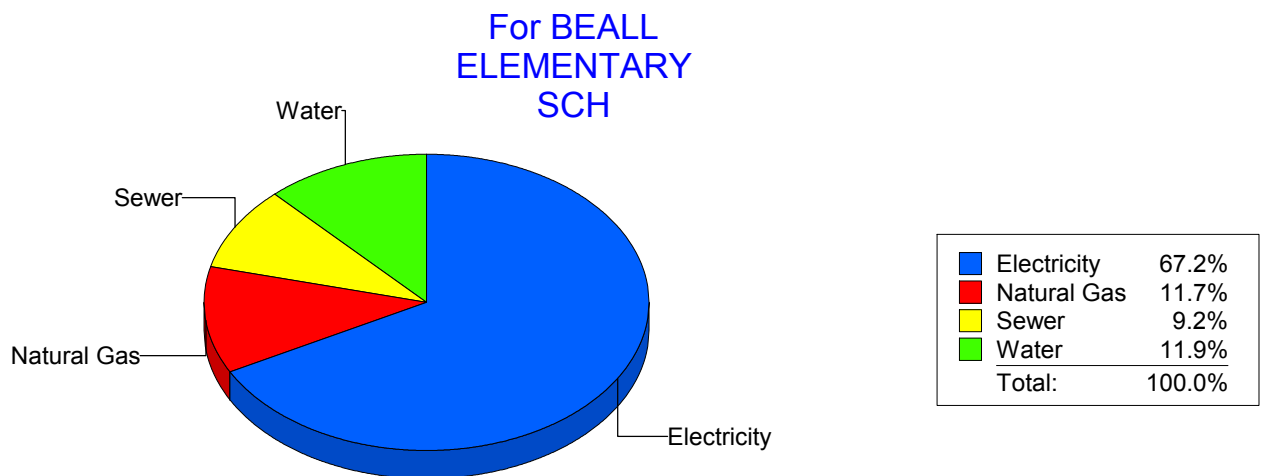
Energy CAP

Cost Avoidance Program

Cost Summary Graph

Grouped by Energy Type

Energy Type	Use	Units	Meter Cost	Special Charges	Total Cost	Avg Unit Cost	% of Total Cost
Site: BEALL ELEMENTARY SCH - BEALL ELEMENTARY SCH							
Electricity	19,200	KWH	\$2,120.72	\$0.00	\$2,120.72	0.1105	67.19%
Natural Gas	577	CCF	\$369.62	\$0.00	\$369.62	0.6406	11.71%
Water	173	CCF	\$376.04	\$0.00	\$376.04	2.1736	11.91%
Sewer	120	CCF	\$290.01	\$0.00	\$290.01	2.4168	9.19%
Total Cost:			\$3,156.39	\$0.00	\$3,156.39		



Filters: Cost Center Name Not Equal To DoNotReport; Billing Period Equal To 201111All Meter CodesAll Group Names

el Paso

Energy CAP

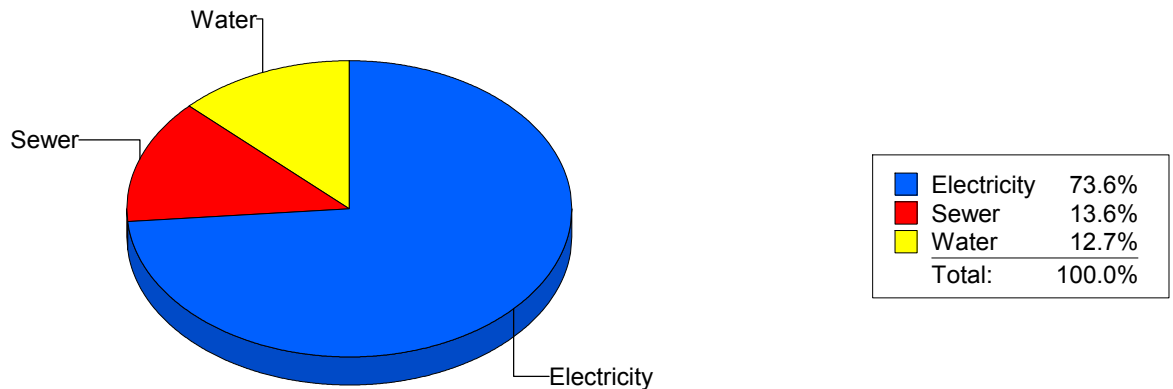
Cost Avoidance Program

Cost Summary Graph

Grouped by Energy Type

Energy Type	Use	Units	Meter Cost	Special Charges	Total Cost	Avg Unit Cost	% of Total Cost
Site: BLISS ELEMENTARY - BLISS ELEMENTARY							
Electricity	22,816	KWH	\$2,440.57	\$0.00	\$2,440.57	0.1070	73.64%
Water	205	CCF	\$422.44	\$0.00	\$422.44	2.0607	12.75%
Sewer	247	CCF	\$451.30	\$0.00	\$451.30	1.8271	13.62%
Total Cost:			\$3,314.31	\$0.00	\$3,314.31		

For BLISS
ELEMENTARY



Filters: Cost Center Name Not Equal To DoNotReport; Billing Period Equal To 201111All Meter CodesAll Group Names

elpaso

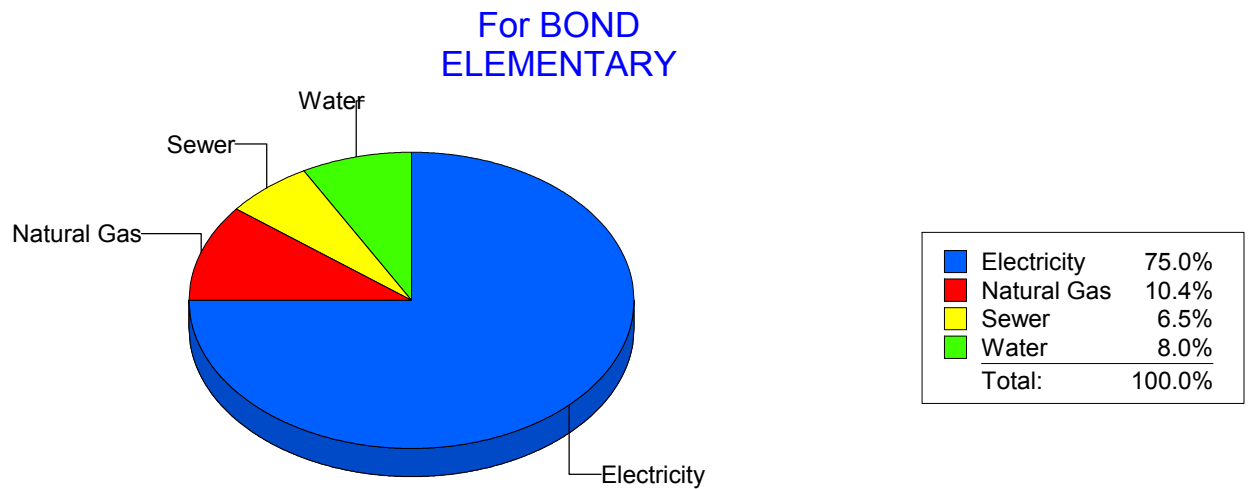
Energy CAP

Cost Avoidance Program

Cost Summary Graph

Grouped by Energy Type

Energy Type	Use	Units	Meter Cost	Special Charges	Total Cost	Avg Unit Cost	% of Total Cost
Site: BOND - BOND ELEMENTARY							
Electricity	29,179	KWH	\$4,027.72	\$0.00	\$4,027.72	0.1380	75.03%
Natural Gas	946	CCF	\$559.77	\$0.00	\$559.77	0.5917	10.43%
Water	211	CCF	\$431.14	\$0.00	\$431.14	2.0433	8.03%
Sewer	167	CCF	\$349.70	\$0.00	\$349.70	2.0940	6.51%
Total Cost:			\$5,368.33	\$0.00	\$5,368.33		



Filters: Cost Center Name Not Equal To DoNotReport; Billing Period Equal To 201111All Meter CodesAll Group Names

elpaso

Energy CAP

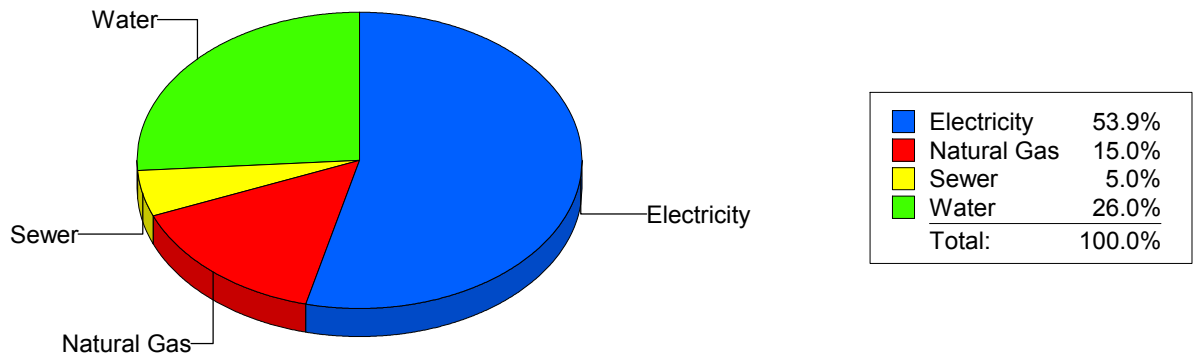
Cost Avoidance Program

Cost Summary Graph

Grouped by Energy Type

Energy Type	Use	Units	Meter Cost	Special Charges	Total Cost	Avg Unit Cost	% of Total Cost
Site: BONHAM ELEMENTARY SC - BONHAM ELEMENTARY SC							
Electricity	21,489	KWH	\$3,177.66	\$0.00	\$3,177.66	0.1479	53.95%
Natural Gas	1,547	CCF	\$883.95	\$0.00	\$883.95	0.5714	15.01%
Water	493	CCF	\$1,533.90	\$0.00	\$1,533.90	3.1114	26.04%
Sewer	136	CCF	\$294.55	\$0.00	\$294.55	2.1658	5.00%
Total Cost:			\$5,890.06	\$0.00	\$5,890.06		

For BONHAM
ELEMENTARY
SC



Filters: Cost Center Name Not Equal To DoNotReport; Billing Period Equal To 201111All Meter CodesAll Group Names

elpaso

Energy CAP

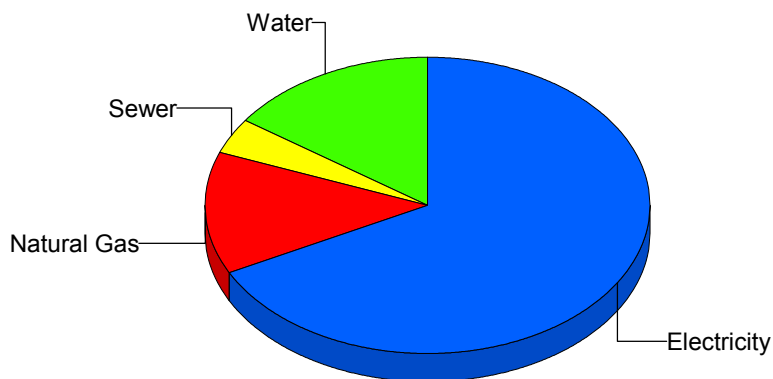
Cost Avoidance Program

Cost Summary Graph

Grouped by Energy Type

Energy Type	Use	Units	Meter Cost	Special Charges	Total Cost	Avg Unit Cost	% of Total Cost
Site: BOWIE HIGH SCHOOL - BOWIE HIGH SCHOOL							
Electricity	209,512	KWH	\$20,026.79	\$0.00	\$20,026.79	0.0956	67.53%
Natural Gas	7,547	CCF	\$3,977.53	\$0.00	\$3,977.53	0.5270	13.41%
Water	3,509	CCF	\$4,525.17	\$0.00	\$4,525.17	1.2896	15.26%
Sewer	564	CCF	\$1,128.08	\$0.00	\$1,128.08	2.0001	3.80%
Total Cost:			\$29,657.57	\$0.00	\$29,657.57		

For BOWIE
HIGH SCHOOL



Electricity	67.5%
Natural Gas	13.4%
Sewer	3.8%
Water	15.3%
Total:	100.0%

Filters: Cost Center Name Not Equal To DoNotReport; Billing Period Equal To 201111All Meter CodesAll Group Names

elpaso

Energy CAP

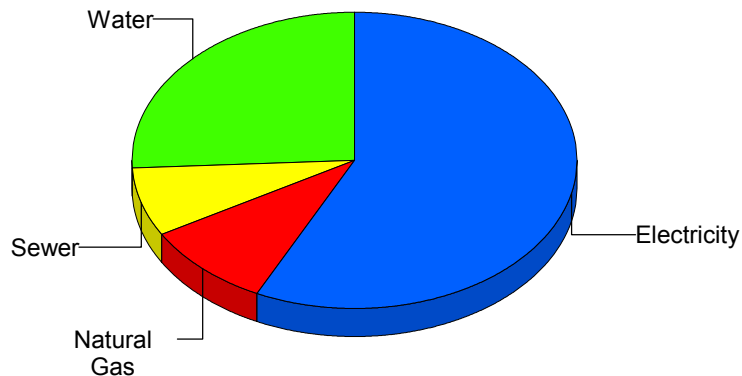
Cost Avoidance Program

Cost Summary Graph

Grouped by Energy Type

Energy Type	Use	Units	Meter Cost	Special Charges	Total Cost	Avg Unit Cost	% of Total Cost
Site: BRADLEY ELEMENTARY - BRADLEY ELEMENTARY							
Electricity	24,200	KWH	\$2,613.86	\$0.00	\$2,613.86	0.1080	57.21%
Natural Gas	761	CCF	\$434.80	\$0.00	\$434.80	0.5714	9.52%
Water	350	CCF	\$1,185.18	\$0.00	\$1,185.18	3.3862	25.94%
Sewer	97	CCF	\$335.14	\$0.00	\$335.14	3.4551	7.34%
Total Cost:			\$4,568.98	\$0.00	\$4,568.98		

For BRADLEY
ELEMENTARY



Electricity	57.2%
Natural Gas	9.5%
Sewer	7.3%
Water	25.9%
Total:	100.0%

Filters: Cost Center Name Not Equal To DoNotReport; Billing Period Equal To 201111All Meter CodesAll Group Names

elpaso

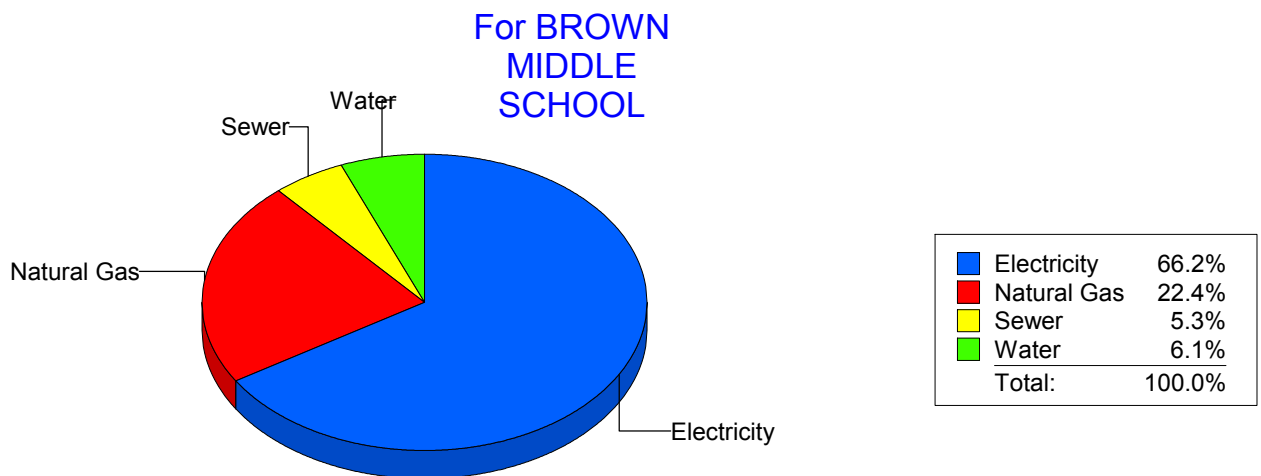
Energy CAP

Cost Avoidance Program

Cost Summary Graph

Grouped by Energy Type

Energy Type	Use	Units	Meter Cost	Special Charges	Total Cost	Avg Unit Cost	% of Total Cost
Site: BROWN MIDDLE SCHOOL - BROWN MIDDLE SCHOOL							
Electricity	91,600	KWH	\$9,090.67	\$0.00	\$9,090.67	0.0992	66.22%
Natural Gas	5,841	CCF	\$3,070.72	\$0.00	\$3,070.72	0.5257	22.37%
Water	423	CCF	\$843.19	\$0.00	\$843.19	1.9934	6.14%
Sewer	403	CCF	\$723.76	\$0.00	\$723.76	1.7959	5.27%
Total Cost:			\$13,728.34	\$0.00	\$13,728.34		



Filters: Cost Center Name Not Equal To DoNotReport; Billing Period Equal To 201111All Meter CodesAll Group Names

elpaso

Energy CAP

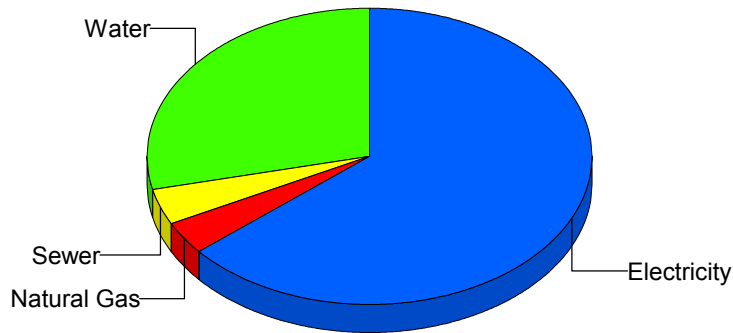
Cost Avoidance Program

Cost Summary Graph

Grouped by Energy Type

Energy Type	Use	Units	Meter Cost	Special Charges	Total Cost	Avg Unit Cost	% of Total Cost
Site: BURGESS HIGH SCHOOL - BURGESS HIGH SCHOOL							
Electricity	103,007	KWH	\$10,820.18	\$0.00	\$10,820.18	0.1050	63.80%
Natural Gas	1,017	CCF	\$632.66	\$0.00	\$632.66	0.6221	3.73%
Water	1,204	CCF	\$4,857.21	\$0.00	\$4,857.21	4.0342	28.64%
Sewer	237	CCF	\$650.55	\$0.00	\$650.55	2.7449	3.84%
Total Cost:			\$16,960.60	\$0.00	\$16,960.60		

For BURGESS
HIGH SCHOOL



Electricity	63.8%
Natural Gas	3.7%
Sewer	3.8%
Water	28.6%
Total:	100.0%

Filters: Cost Center Name Not Equal To DoNotReport; Billing Period Equal To 201111All Meter CodesAll Group Names

elpaso

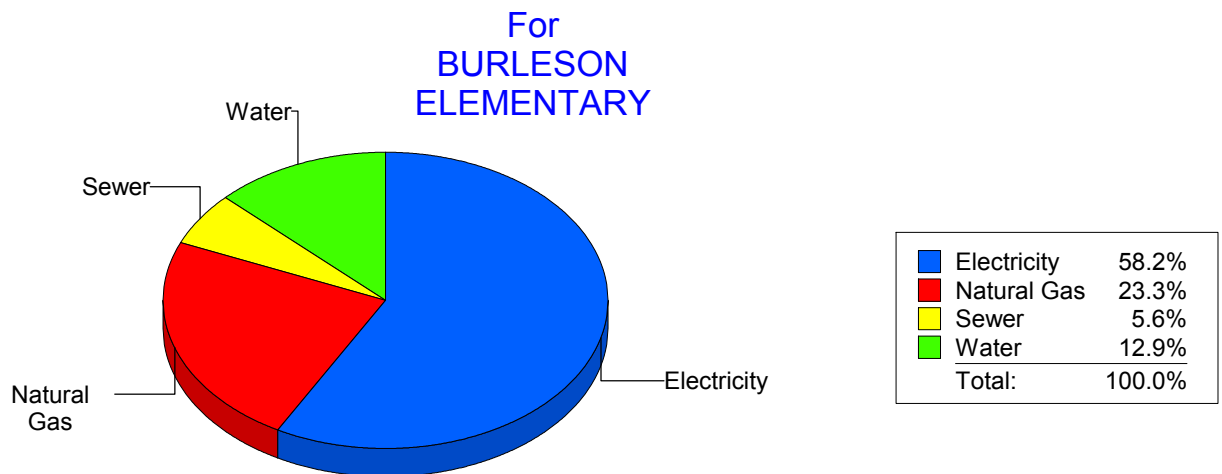
Energy CAP

Cost Avoidance Program

Cost Summary Graph

Grouped by Energy Type

Energy Type	Use	Units	Meter Cost	Special Charges	Total Cost	Avg Unit Cost	% of Total Cost
Site: BURLESON ELEMENTARY - BURLESON ELEMENTARY							
Electricity	21,335	KWH	\$2,539.16	\$0.00	\$2,539.16	0.1190	58.17%
Natural Gas	1,691	CCF	\$1,018.30	\$0.00	\$1,018.30	0.6022	23.33%
Water	239	CCF	\$562.42	\$0.00	\$562.42	2.3532	12.88%
Sewer	95	CCF	\$245.13	\$0.00	\$245.13	2.5803	5.62%
Total Cost:			\$4,365.01	\$0.00	\$4,365.01		



Filters: Cost Center Name Not Equal To DoNotReport; Billing Period Equal To 201111All Meter CodesAll Group Names

elpaso

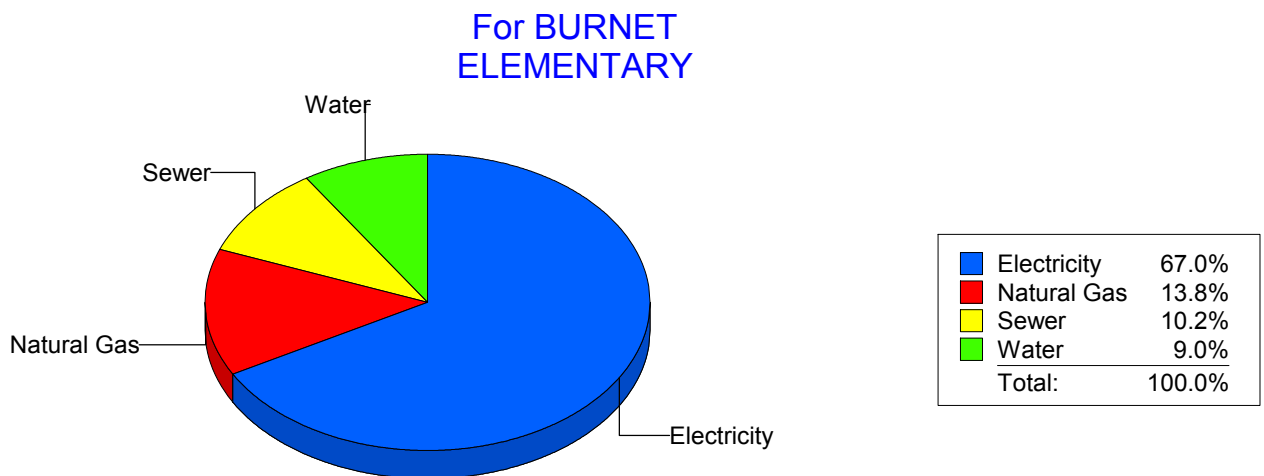
Energy CAP

Cost Avoidance Program

Cost Summary Graph

Grouped by Energy Type

Energy Type	Use	Units	Meter Cost	Special Charges	Total Cost	Avg Unit Cost	% of Total Cost
Site: BURNET ELEMENTARY - BURNET ELEMENTARY							
Electricity	21,157	KWH	\$2,881.75	\$0.00	\$2,881.75	0.1362	67.00%
Natural Gas	939	CCF	\$592.11	\$0.00	\$592.11	0.6306	13.77%
Water	182	CCF	\$389.16	\$0.00	\$389.16	2.1382	9.05%
Sewer	247	CCF	\$438.17	\$0.00	\$438.17	1.7740	10.19%
Total Cost:			\$4,301.19	\$0.00	\$4,301.19		



Filters: Cost Center Name Not Equal To DoNotReport; Billing Period Equal To 201111All Meter CodesAll Group Names

elpaso

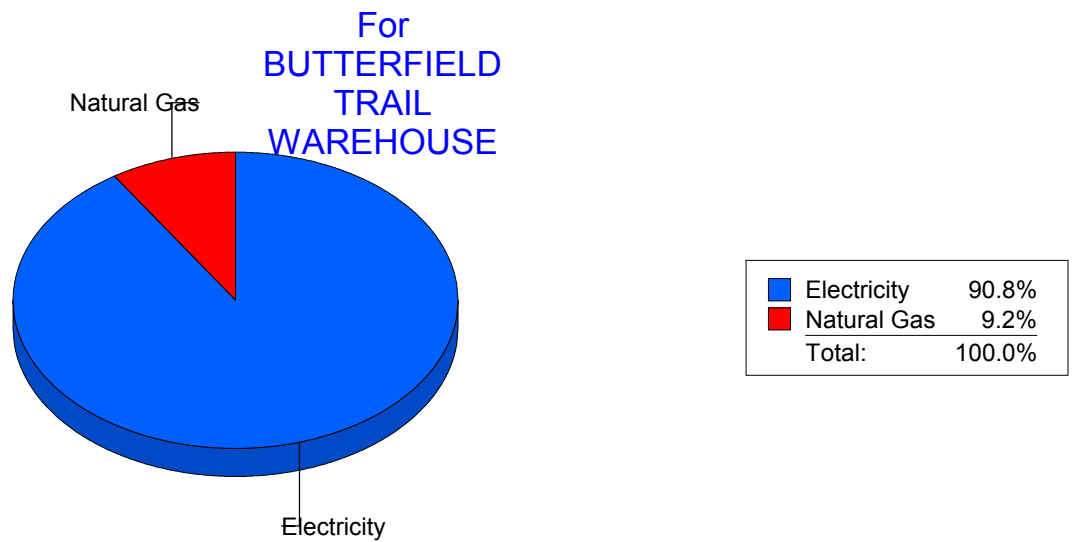
Energy CAP

Cost Avoidance Program

Cost Summary Graph

Grouped by Energy Type

Energy Type	Use	Units	Meter Cost	Special Charges	Total Cost	Avg Unit Cost	% of Total Cost
Site: BUTTERFIELDTRAILWAREHOUSE - BUTTERFIELD TRAIL WAREHOUSE							
Electricity	3,300	KWH	\$363.25	\$0.00	\$363.25	0.1101	90.75%
Natural Gas	0	CCF	\$37.02	\$0.00	\$37.02	0.0000	9.25%
Total Cost:			\$400.27	\$0.00	\$400.27		



Filters: Cost Center Name Not Equal To DoNotReport; Billing Period Equal To 201111All Meter CodesAll Group Names

elpaso

Energy CAP

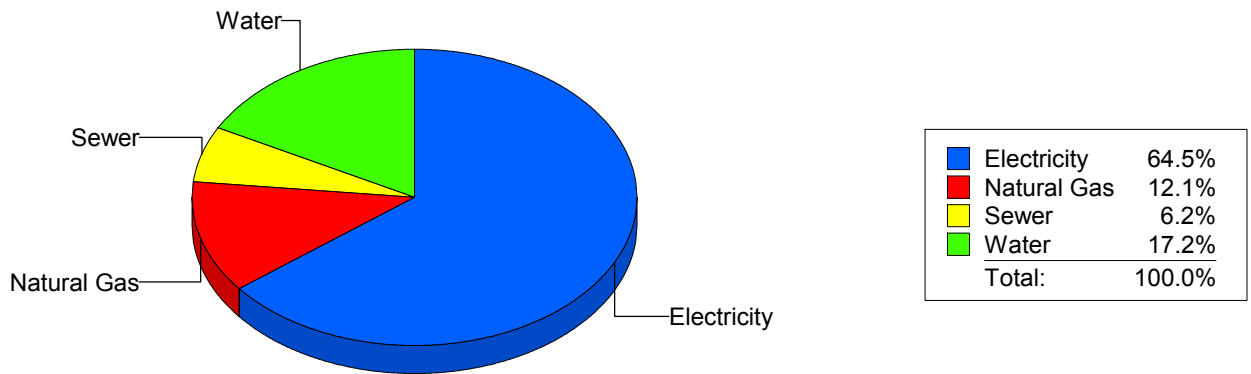
Cost Avoidance Program

Cost Summary Graph

Grouped by Energy Type

Energy Type	Use	Units	Meter Cost	Special Charges	Total Cost	Avg Unit Cost	% of Total Cost
Site: CANYON HILLS MIDDLE - CANYON HILLS MIDDLE							
Electricity	54,741	KWH	\$6,034.81	\$0.00	\$6,034.81	0.1102	64.54%
Natural Gas	2,025	CCF	\$1,129.14	\$0.00	\$1,129.14	0.5576	12.08%
Water	428	CCF	\$1,609.63	\$0.00	\$1,609.63	3.7608	17.22%
Sewer	120	CCF	\$576.30	\$0.00	\$576.30	4.8025	6.16%
Total Cost:			\$9,349.88	\$0.00	\$9,349.88		

For CANYON
HILLS MIDDLE



Filters: Cost Center Name Not Equal To DoNotReport; Billing Period Equal To 201111All Meter CodesAll Group Names

elpaso

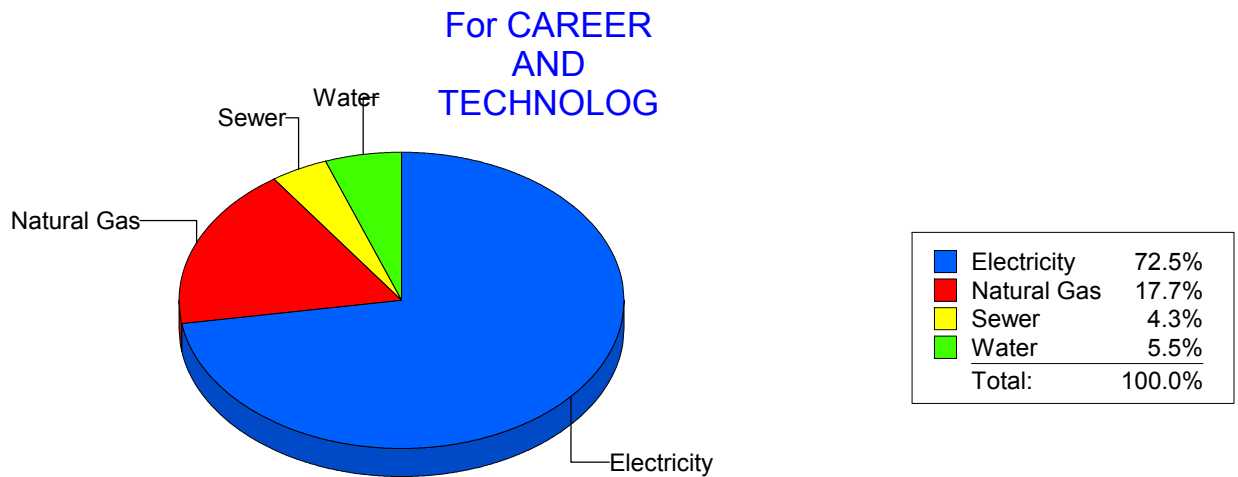
Energy CAP

Cost Avoidance Program

Cost Summary Graph

Grouped by Energy Type

Energy Type	Use	Units	Meter Cost	Special Charges	Total Cost	Avg Unit Cost	% of Total Cost
Site: CAREER AND TECHNOLOG - CAREER AND TECHNOLOG							
Electricity	66,340	KWH	\$6,636.24	\$0.00	\$6,636.24	0.1000	72.49%
Natural Gas	3,021	CCF	\$1,620.16	\$0.00	\$1,620.16	0.5363	17.70%
Water	219	CCF	\$506.88	\$0.00	\$506.88	2.3145	5.54%
Sewer	161	CCF	\$391.56	\$0.00	\$391.56	2.4320	4.28%
Total Cost:			\$9,154.84	\$0.00	\$9,154.84		



Filters: Cost Center Name Not Equal To DoNotReport; Billing Period Equal To 201111All Meter CodesAll Group Names

elpaso

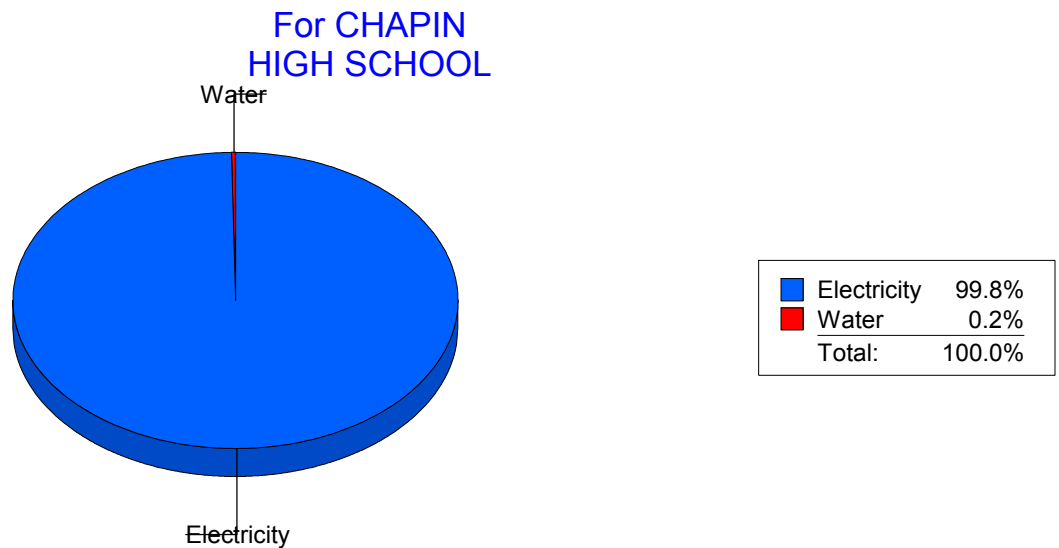
Energy CAP

Cost Avoidance Program

Cost Summary Graph

Grouped by Energy Type

Energy Type	Use	Units	Meter Cost	Special Charges	Total Cost	Avg Unit Cost	% of Total Cost
Site: CHAPIN HIGH SCHOOL - CHAPIN HIGH SCHOOL							
Electricity	215,308	KWH	\$21,554.95	\$0.00	\$21,554.95	0.1001	99.80%
Water	0	CCF	\$43.66	\$0.00	\$43.66	0.0000	0.20%
Total Cost:			\$21,598.61	\$0.00	\$21,598.61		



Filters: Cost Center Name Not Equal To DoNotReport; Billing Period Equal To 201111All Meter CodesAll Group Names

elpaso

Energy CAP

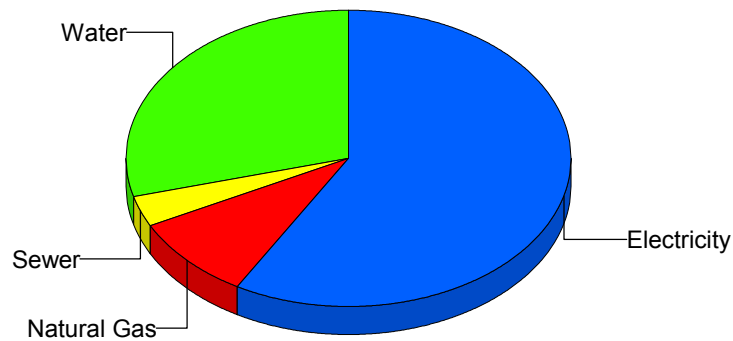
Cost Avoidance Program

Cost Summary Graph

Grouped by Energy Type

Energy Type	Use	Units	Meter Cost	Special Charges	Total Cost	Avg Unit Cost	% of Total Cost
Site: CIELO VISTA ELEMENTA - CIELO VISTA ELEMENTA							
Electricity	38,860	KWH	\$5,319.95	\$0.00	\$5,319.95	0.1369	58.27%
Natural Gas	1,501	CCF	\$853.09	\$0.00	\$853.09	0.5683	9.34%
Water	724	CCF	\$2,650.99	\$0.00	\$2,650.99	3.6616	29.03%
Sewer	133	CCF	\$306.52	\$0.00	\$306.52	2.3047	3.36%
Total Cost:			\$9,130.55	\$0.00	\$9,130.55		

For CIELO
VISTA
ELEMENTA



Electricity	58.3%
Natural Gas	9.3%
Sewer	3.4%
Water	29.0%
Total:	100.0%

Filters: Cost Center Name Not Equal To DoNotReport; Billing Period Equal To 201111All Meter CodesAll Group Names

elpaso

Energy CAP

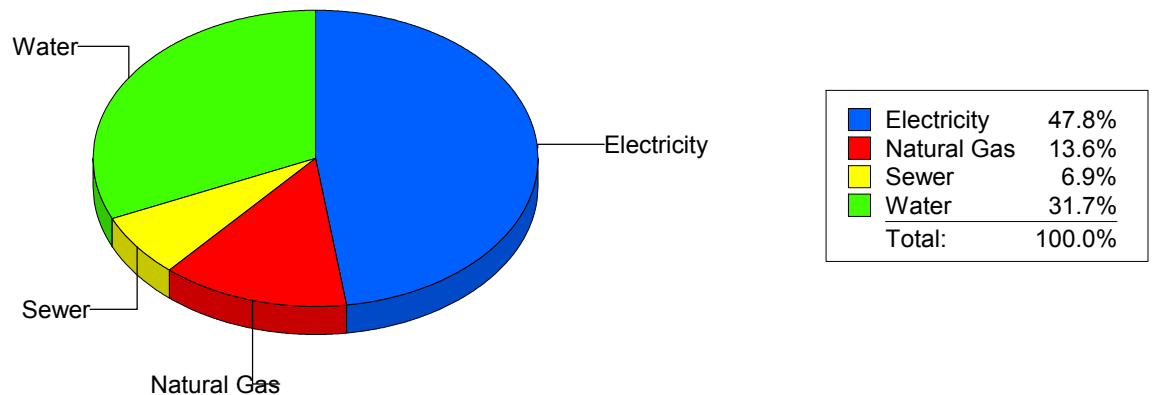
Cost Avoidance Program

Cost Summary Graph

Grouped by Energy Type

Energy Type	Use	Units	Meter Cost	Special Charges	Total Cost	Avg Unit Cost	% of Total Cost
Site: CLARDY ELEMENTARY SC - CLARDY ELEMENTARY SC							
Electricity	24,054	KWH	\$2,974.61	\$0.00	\$2,974.61	0.1237	47.80%
Natural Gas	1,490	CCF	\$845.12	\$0.00	\$845.12	0.5672	13.58%
Water	641	CCF	\$1,973.86	\$0.00	\$1,973.86	3.0793	31.72%
Sewer	181	CCF	\$429.72	\$0.00	\$429.72	2.3741	6.91%
Total Cost:			\$6,223.31	\$0.00	\$6,223.31		

For CLARDY
ELEMENTARY
SC



Filters: Cost Center Name Not Equal To DoNotReport; Billing Period Equal To 201111All Meter CodesAll Group Names

elpaso

Energy CAP

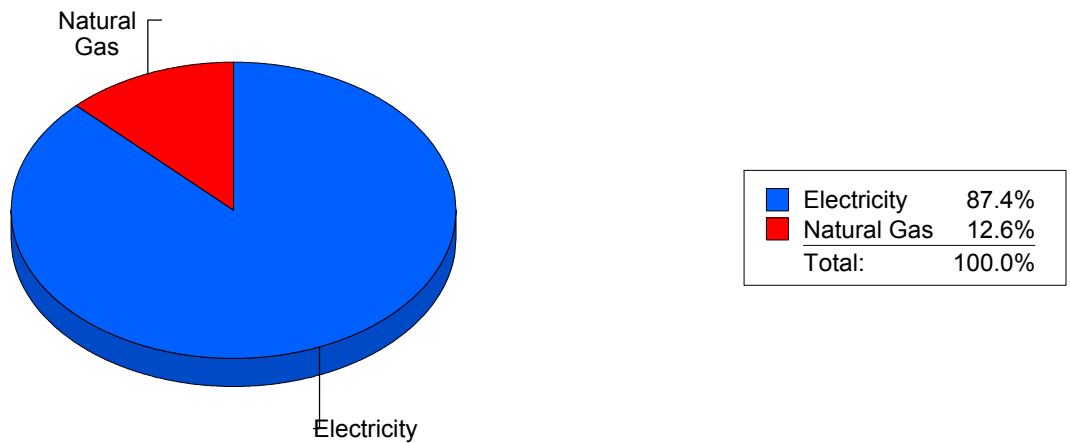
Cost Avoidance Program

Cost Summary Graph

Grouped by Energy Type

Energy Type	Use	Units	Meter Cost	Special Charges	Total Cost	Avg Unit Cost	% of Total Cost
Site: CLENDININ - CLENDININ							
Electricity	37,250	KWH	\$4,693.21	\$0.00	\$4,693.21	0.1260	87.39%
Natural Gas	1,223	CCF	\$677.16	\$0.00	\$677.16	0.5537	12.61%
Total Cost:			\$5,370.37	\$0.00	\$5,370.37		

For CLENDININ



Filters: Cost Center Name Not Equal To DoNotReport; Billing Period Equal To 201111All Meter CodesAll Group Names

elpaso

Energy CAP

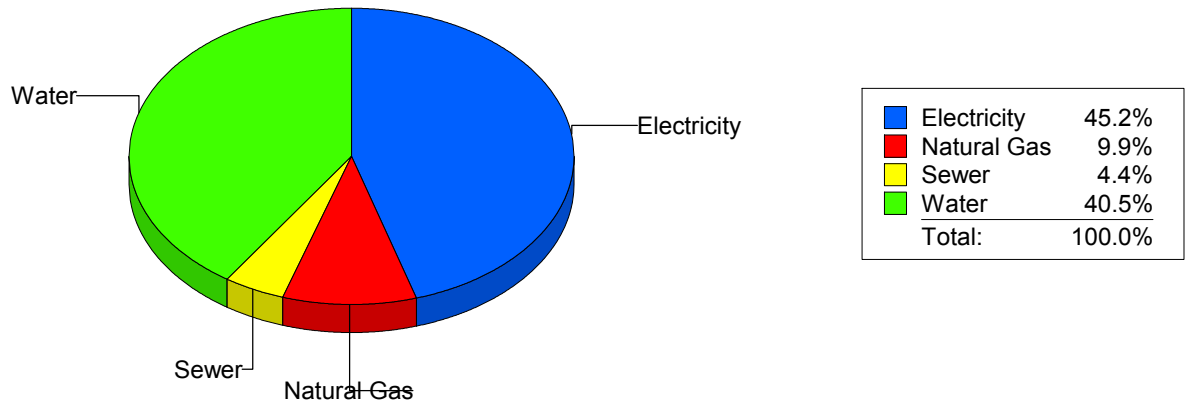
Cost Avoidance Program

Cost Summary Graph

Grouped by Energy Type

Energy Type	Use	Units	Meter Cost	Special Charges	Total Cost	Avg Unit Cost	% of Total Cost
Site: COLDWELL INTERMEDIAT - COLDWELL INTERMEDIAT							
Electricity	25,111	KWH	\$2,873.43	\$0.00	\$2,873.43	0.1144	45.18%
Natural Gas	1,015	CCF	\$631.78	\$0.00	\$631.78	0.6224	9.93%
Water	608	CCF	\$2,573.70	\$0.00	\$2,573.70	4.2331	40.47%
Sewer	84	CCF	\$280.64	\$0.00	\$280.64	3.3410	4.41%
Total Cost:			\$6,359.55	\$0.00	\$6,359.55		

For
COLDWELL
INTERMEDIAT



Filters: Cost Center Name Not Equal To DoNotReport; Billing Period Equal To 201111All Meter CodesAll Group Names

elpaso

Energy CAP

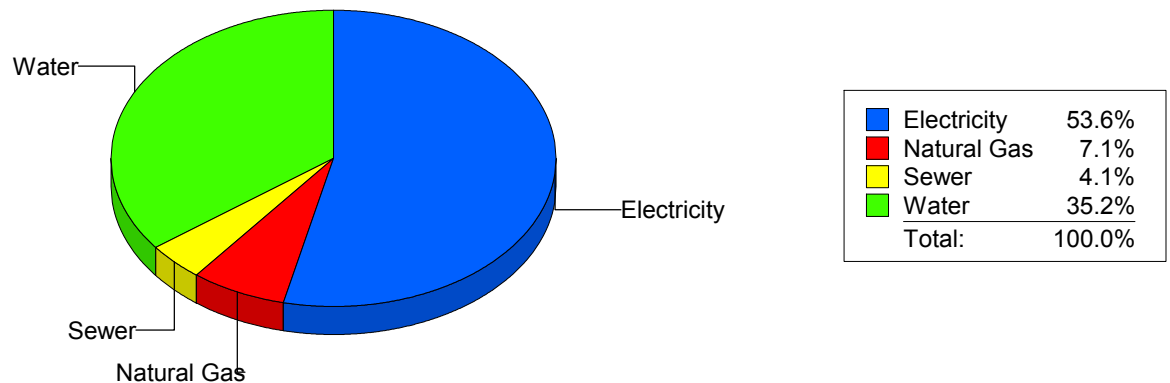
Cost Avoidance Program

Cost Summary Graph

Grouped by Energy Type

Energy Type	Use	Units	Meter Cost	Special Charges	Total Cost	Avg Unit Cost	% of Total Cost
Site: COLLINS ELEMENTARY - COLLINS ELEMENTARY							
Electricity	43,698	KWH	\$5,060.56	\$0.00	\$5,060.56	0.1158	53.59%
Natural Gas	1,136	CCF	\$668.53	\$0.00	\$668.53	0.5885	7.08%
Water	838	CCF	\$3,327.16	\$0.00	\$3,327.16	3.9704	35.23%
Sewer	196	CCF	\$386.53	\$0.00	\$386.53	1.9721	4.09%
Total Cost:			\$9,442.78	\$0.00	\$9,442.78		

For COLLINS
ELEMENTARY



Filters: Cost Center Name Not Equal To DoNotReport; Billing Period Equal To 201111All Meter CodesAll Group Names

elpaso

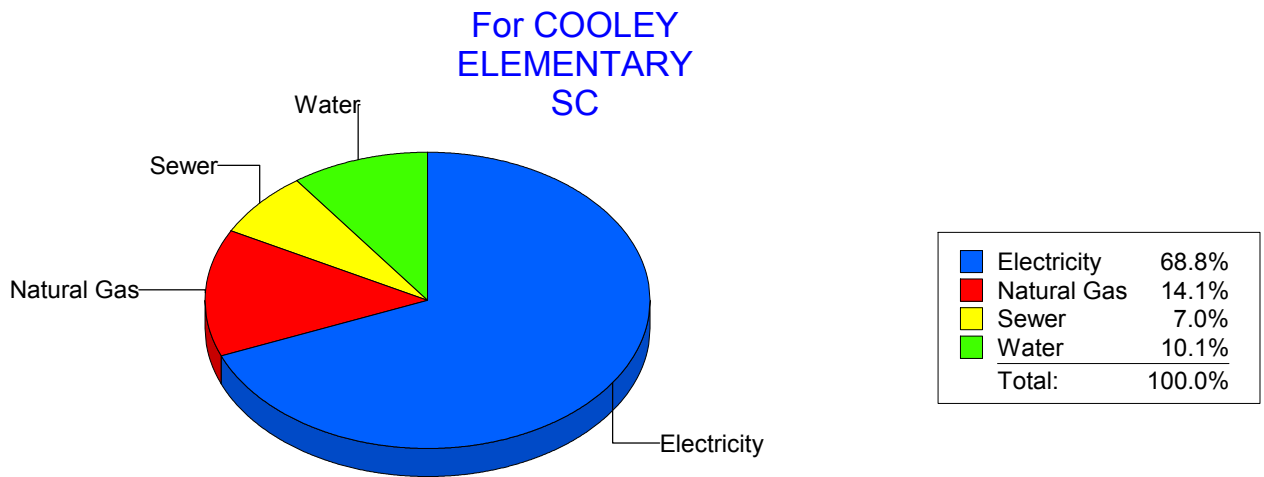
Energy CAP

Cost Avoidance Program

Cost Summary Graph

Grouped by Energy Type

Energy Type	Use	Units	Meter Cost	Special Charges	Total Cost	Avg Unit Cost	% of Total Cost
Site: COOLEY ELEMENTARY SC - COOLEY ELEMENTARY SC							
Electricity	63,400	KWH	\$6,337.67	\$0.00	\$6,337.67	0.1000	68.76%
Natural Gas	2,357	CCF	\$1,301.10	\$0.00	\$1,301.10	0.5520	14.12%
Water	279	CCF	\$931.24	\$0.00	\$931.24	3.3378	10.10%
Sewer	215	CCF	\$646.86	\$0.00	\$646.86	3.0087	7.02%
Total Cost:			\$9,216.87	\$0.00	\$9,216.87		



Filters: Cost Center Name Not Equal To DoNotReport; Billing Period Equal To 201111All Meter CodesAll Group Names

elpaso

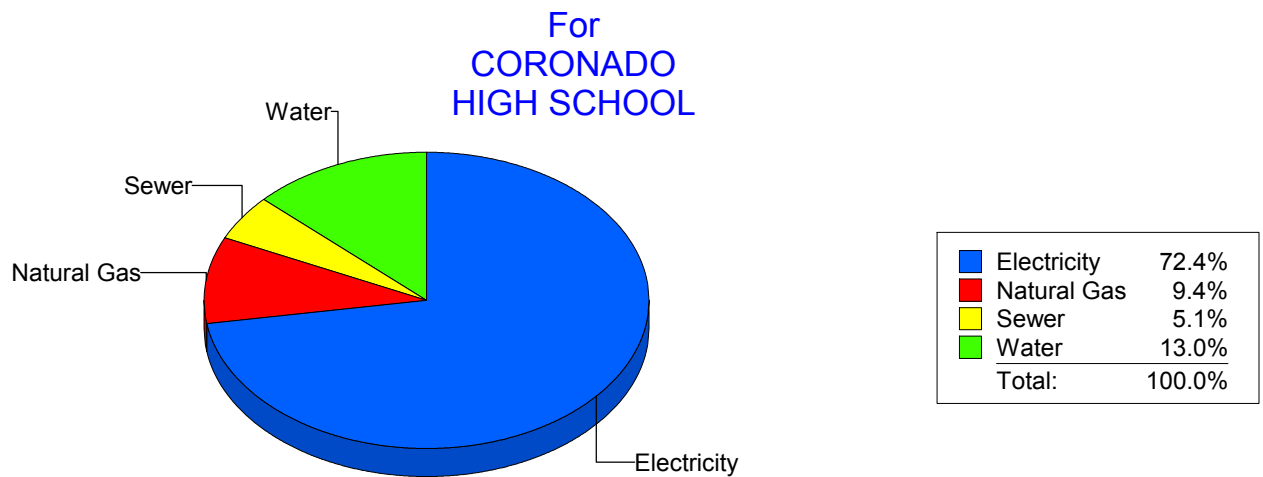
Energy CAP

Cost Avoidance Program

Cost Summary Graph

Grouped by Energy Type

Energy Type	Use	Units	Meter Cost	Special Charges	Total Cost	Avg Unit Cost	% of Total Cost
Site: CORONADO HIGH SCHOOL - CORONADO HIGH SCHOOL							
Electricity	185,988	KWH	\$19,973.78	\$0.00	\$19,973.78	0.1074	72.45%
Natural Gas	4,795	CCF	\$2,597.53	\$0.00	\$2,597.53	0.5417	9.42%
Water	2,463	CCF	\$3,596.39	\$0.00	\$3,596.39	1.4602	13.04%
Sewer	872	CCF	\$1,401.85	\$0.00	\$1,401.85	1.6076	5.08%
Total Cost:			\$27,569.55	\$0.00	\$27,569.55		



Filters: Cost Center Name Not Equal To DoNotReport; Billing Period Equal To 201111All Meter CodesAll Group Names

elpaso

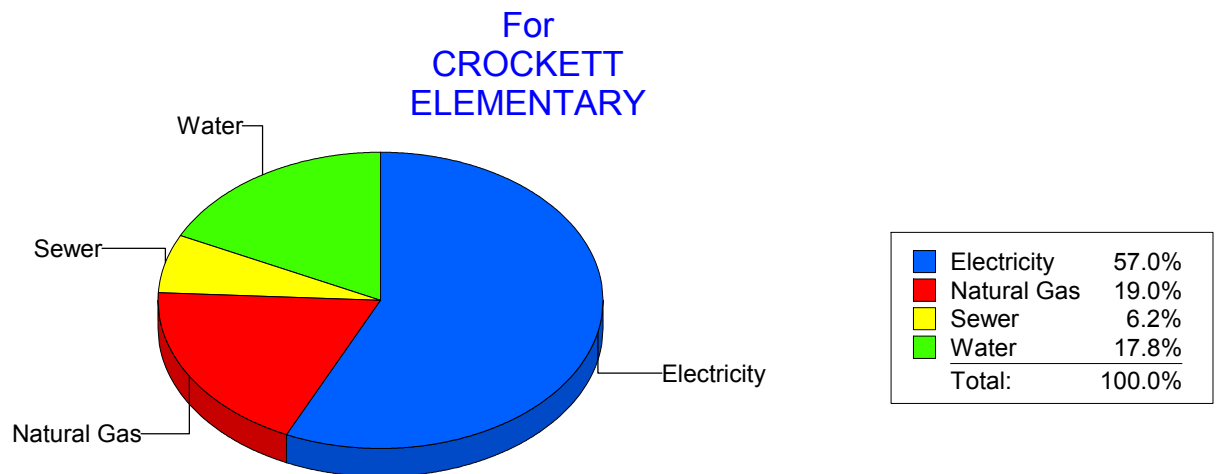
Energy CAP

Cost Avoidance Program

Cost Summary Graph

Grouped by Energy Type

Energy Type	Use	Units	Meter Cost	Special Charges	Total Cost	Avg Unit Cost	% of Total Cost
Site: CROCKETT - CROCKETT ELEMENTARY							
Electricity	25,000	KWH	\$2,763.46	\$0.00	\$2,763.46	0.1105	56.96%
Natural Gas	1,689	CCF	\$921.61	\$0.00	\$921.61	0.5457	19.00%
Water	339	CCF	\$863.87	\$0.00	\$863.87	2.5483	17.81%
Sewer	140	CCF	\$302.28	\$0.00	\$302.28	2.1591	6.23%
Total Cost:			\$4,851.22	\$0.00	\$4,851.22		



Filters: Cost Center Name Not Equal To DoNotReport; Billing Period Equal To 201111All Meter CodesAll Group Names

el Paso

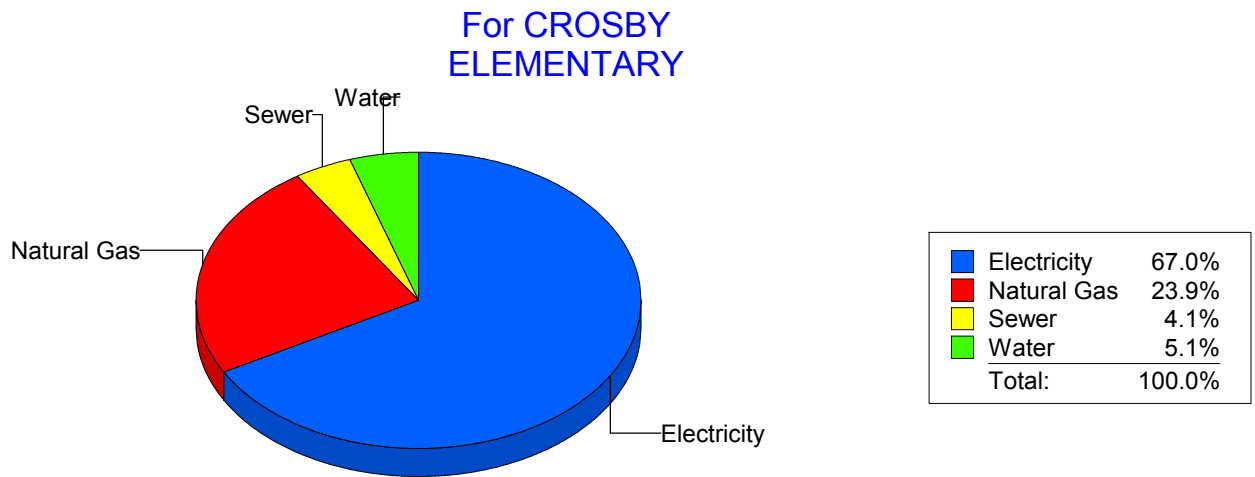
Energy CAP

Cost Avoidance Program

Cost Summary Graph

Grouped by Energy Type

Energy Type	Use	Units	Meter Cost	Special Charges	Total Cost	Avg Unit Cost	% of Total Cost
Site: CROSBY ELEMENTARY - CROSBY ELEMENTARY							
Electricity	36,634	KWH	\$3,737.22	\$0.00	\$3,737.22	0.1020	66.97%
Natural Gas	2,408	CCF	\$1,332.45	\$0.00	\$1,332.45	0.5533	23.88%
Water	110	CCF	\$284.76	\$0.00	\$284.76	2.5887	5.10%
Sewer	80	CCF	\$226.08	\$0.00	\$226.08	2.8260	4.05%
Total Cost:			\$5,580.51	\$0.00	\$5,580.51		



Filters: Cost Center Name Not Equal To DoNotReport; Billing Period Equal To 201111All Meter CodesAll Group Names

elpaso

Energy CAP

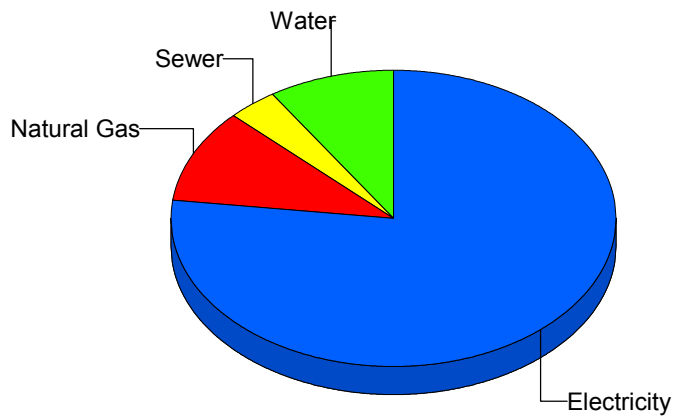
Cost Avoidance Program

Cost Summary Graph

Grouped by Energy Type

Energy Type	Use	Units	Meter Cost	Special Charges	Total Cost	Avg Unit Cost	% of Total Cost
Site: DELTA ACADEMY - DELTA ACADEMY							
Electricity	3,981	KWH	\$299.57	\$0.00	\$299.57	0.0752	77.07%
Natural Gas	65	CCF	\$39.69	\$0.00	\$39.69	0.6106	10.21%
Water	12	CCF	\$35.34	\$0.00	\$35.34	2.9450	9.09%
Sewer	5	CCF	\$14.10	\$0.00	\$14.10	2.8200	3.63%
Total Cost:			\$388.70	\$0.00	\$388.70		

For DELTA
ACADEMY



Electricity	77.1%
Natural Gas	10.2%
Sewer	3.6%
Water	9.1%
Total:	100.0%

Filters: Cost Center Name Not Equal To DoNotReport; Billing Period Equal To 201111All Meter CodesAll Group Names

elpaso

Energy CAP

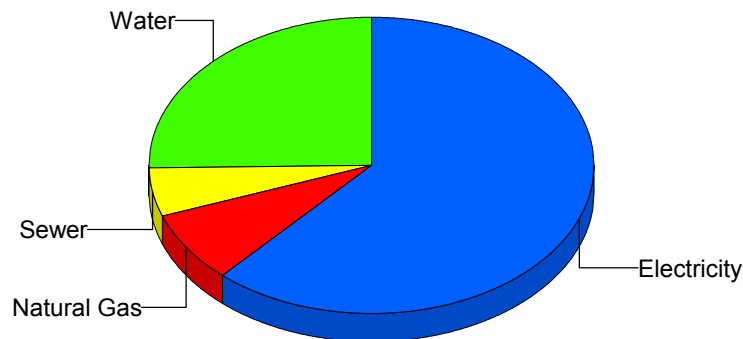
Cost Avoidance Program

Cost Summary Graph

Grouped by Energy Type

Energy Type	Use	Units	Meter Cost	Special Charges	Total Cost	Avg Unit Cost	% of Total Cost
Site: DOUGLASS ELEMENTARY - DOUGLASS ELEMENTARY							
Electricity	31,415	KWH	\$3,426.53	\$0.00	\$3,426.53	0.1091	61.77%
Natural Gas	694	CCF	\$433.21	\$0.00	\$433.21	0.6242	7.81%
Water	386	CCF	\$1,397.51	\$0.00	\$1,397.51	3.6205	25.19%
Sewer	93	CCF	\$289.79	\$0.00	\$289.79	3.1160	5.22%
Total Cost:			\$5,547.04	\$0.00	\$5,547.04		

For
DOUGLASS
ELEMENTARY



Electricity	61.8%
Natural Gas	7.8%
Sewer	5.2%
Water	25.2%
Total:	100.0%

Filters: Cost Center Name Not Equal To DoNotReport; Billing Period Equal To 201111All Meter CodesAll Group Names

elpaso

Energy CAP

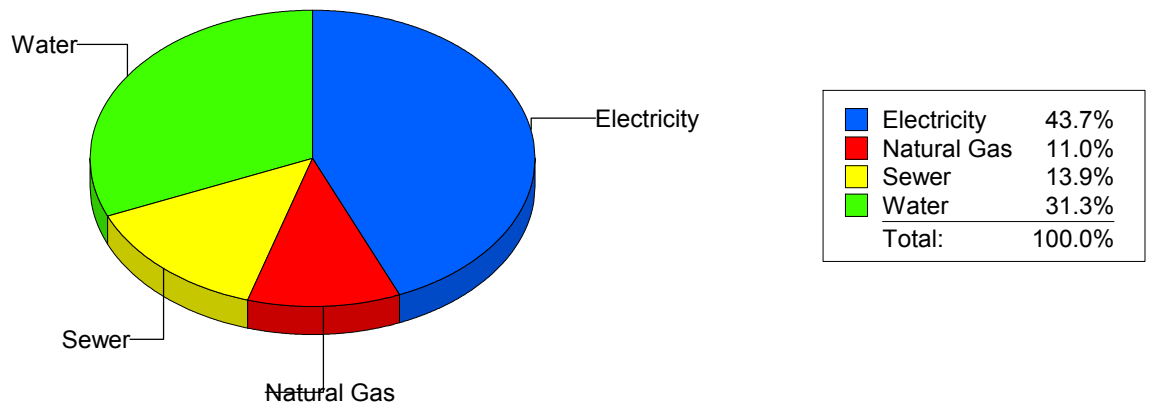
Cost Avoidance Program

Cost Summary Graph

Grouped by Energy Type

Energy Type	Use	Units	Meter Cost	Special Charges	Total Cost	Avg Unit Cost	% of Total Cost
Site: DOWELL ELEMENTARY - DOWELL ELEMENTARY							
Electricity	21,044	KWH	\$1,616.02	\$0.00	\$1,616.02	0.0768	43.74%
Natural Gas	707	CCF	\$406.24	\$0.00	\$406.24	0.5746	10.99%
Water	565	CCF	\$1,158.33	\$0.00	\$1,158.33	2.0501	31.35%
Sewer	366	CCF	\$514.30	\$0.00	\$514.30	1.4052	13.92%
Total Cost:			\$3,694.89	\$0.00	\$3,694.89		

For DOWELL
ELEMENTARY



Filters: Cost Center Name Not Equal To DoNotReport; Billing Period Equal To 201111All Meter CodesAll Group Names

elpaso

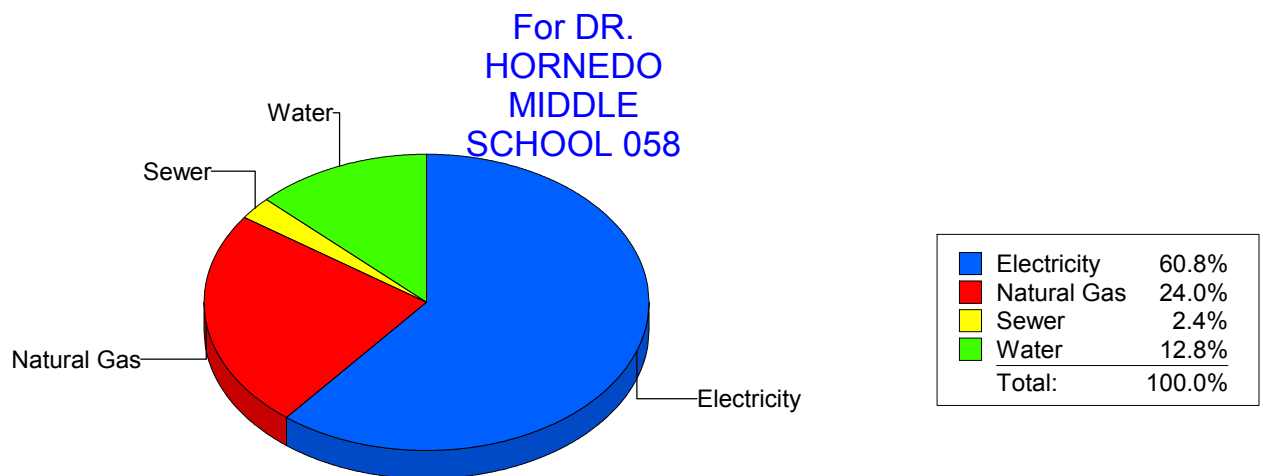
Energy CAP

Cost Avoidance Program

Cost Summary Graph

Grouped by Energy Type

Energy Type	Use	Units	Meter Cost	Special Charges	Total Cost	Avg Unit Cost	% of Total Cost
Site: DRHORNEDOMIDDLESCHOOL - DR. HORNEDO MIDDLE SCHOOL 058							
Electricity	80,000	KWH	\$8,864.72	\$0.00	\$8,864.72	0.1108	60.76%
Natural Gas	6,685	CCF	\$3,504.85	\$0.00	\$3,504.85	0.5243	24.02%
Water	551	CCF	\$1,871.42	\$0.00	\$1,871.42	3.3964	12.83%
Sewer	108	CCF	\$349.11	\$0.00	\$349.11	3.2325	2.39%
Total Cost:			\$14,590.10	\$0.00	\$14,590.10		



Filters: Cost Center Name Not Equal To DoNotReport; Billing Period Equal To 201111All Meter CodesAll Group Names

elpaso

Energy CAP

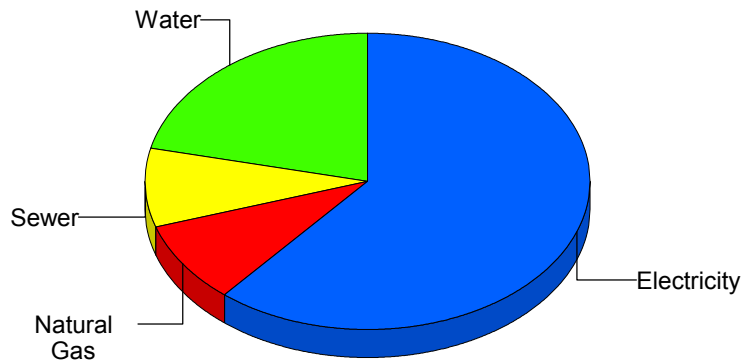
Cost Avoidance Program

Cost Summary Graph

Grouped by Energy Type

Energy Type	Use	Units	Meter Cost	Special Charges	Total Cost	Avg Unit Cost	% of Total Cost
Site: DR. L.A. NIXON ELEME - DR. L.A. NIXON ELEME							
Electricity	36,800	KWH	\$3,971.73	\$0.00	\$3,971.73	0.1079	61.14%
Natural Gas	971	CCF	\$581.98	\$0.00	\$581.98	0.5994	8.96%
Water	571	CCF	\$1,383.73	\$0.00	\$1,383.73	2.4233	21.30%
Sewer	244	CCF	\$559.21	\$0.00	\$559.21	2.2918	8.61%
Total Cost:			\$6,496.65	\$0.00	\$6,496.65		

For DR. L.A.
NIXON ELEME



Electricity	61.1%
Natural Gas	9.0%
Sewer	8.6%
Water	21.3%
Total:	100.0%

Filters: Cost Center Name Not Equal To DoNotReport; Billing Period Equal To 201111All Meter CodesAll Group Names

elpaso

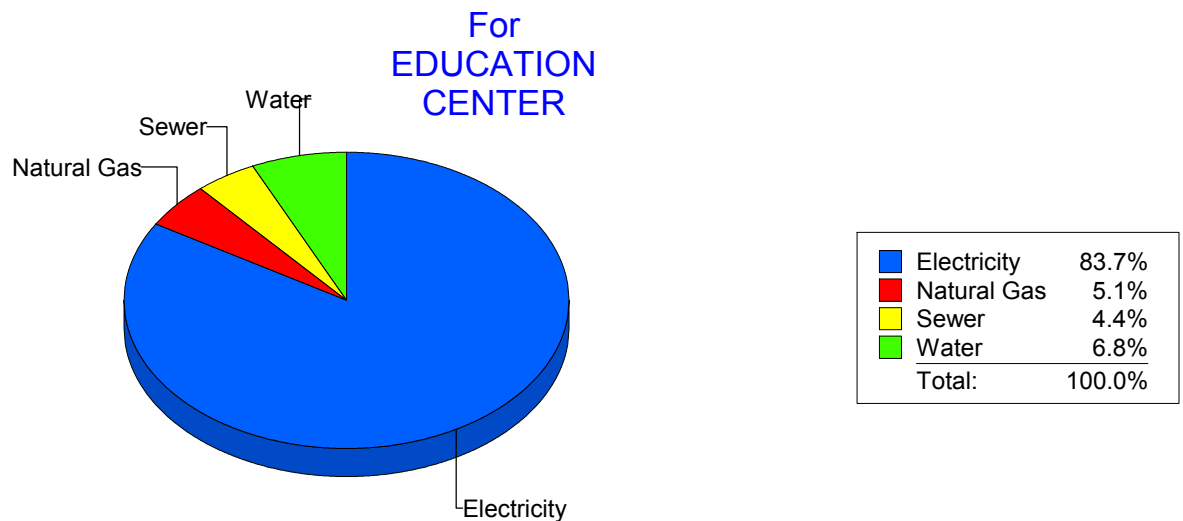
Energy CAP

Cost Avoidance Program

Cost Summary Graph

Grouped by Energy Type

Energy Type	Use	Units	Meter Cost	Special Charges	Total Cost	Avg Unit Cost	% of Total Cost
Site: EDUCATION CENTER - EDUCATION CENTER							
Electricity	250,542	KWH	\$22,795.95	\$0.00	\$22,795.95	0.0910	83.65%
Natural Gas	2,572	CCF	\$1,384.82	\$0.00	\$1,384.82	0.5384	5.08%
Water	871	CCF	\$1,859.03	\$0.00	\$1,859.03	2.1344	6.82%
Sewer	659	CCF	\$1,210.74	\$0.00	\$1,210.74	1.8372	4.44%
Total Cost:			\$27,250.54	\$0.00	\$27,250.54		



Filters: Cost Center Name Not Equal To DoNotReport; Billing Period Equal To 201111All Meter CodesAll Group Names

elpaso

Energy CAP

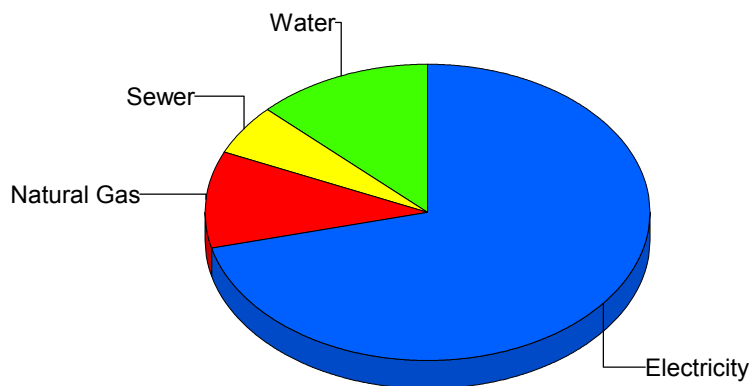
Cost Avoidance Program

Cost Summary Graph

Grouped by Energy Type

Energy Type	Use	Units	Meter Cost	Special Charges	Total Cost	Avg Unit Cost	% of Total Cost
Site: EL PASO HIGH SCHOOL - EL PASO HIGH SCHOOL							
Electricity	124,494	KWH	\$15,108.16	\$0.00	\$15,108.16	0.1214	71.05%
Natural Gas	3,968	CCF	\$2,277.26	\$0.00	\$2,277.26	0.5739	10.71%
Water	824	CCF	\$2,698.89	\$0.00	\$2,698.89	3.2754	12.69%
Sewer	604	CCF	\$1,178.88	\$0.00	\$1,178.88	1.9518	5.54%
Total Cost:			\$21,263.19	\$0.00	\$21,263.19		

For EL PASO
HIGH SCHOOL



Electricity	71.1%
Natural Gas	10.7%
Sewer	5.5%
Water	12.7%
Total:	100.0%

Filters: Cost Center Name Not Equal To DoNotReport; Billing Period Equal To 201111All Meter CodesAll Group Names

elpaso

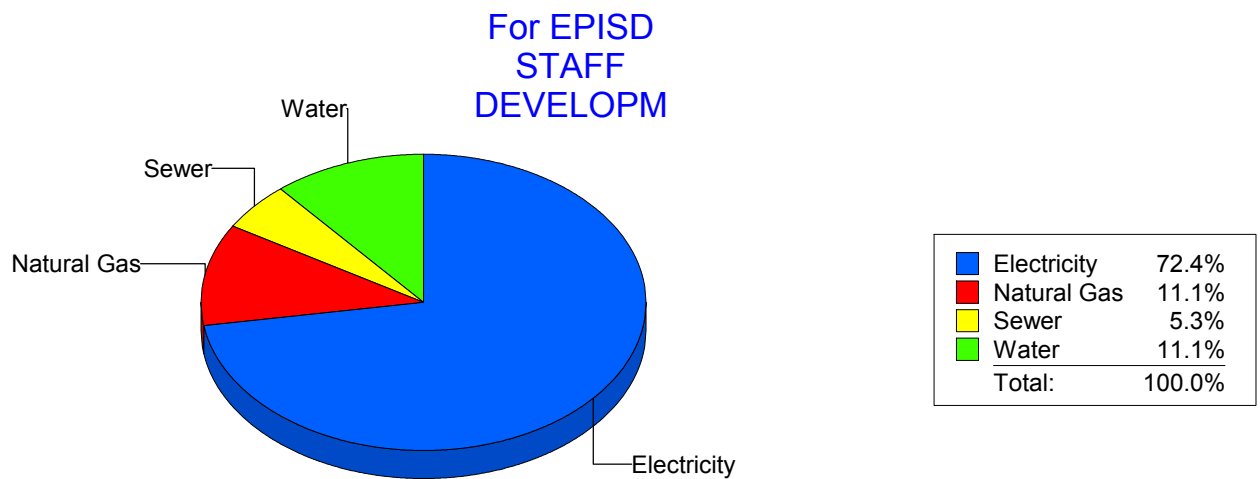
Energy CAP

Cost Avoidance Program

Cost Summary Graph

Grouped by Energy Type

Energy Type	Use	Units	Meter Cost	Special Charges	Total Cost	Avg Unit Cost	% of Total Cost
Site: EPISD STAFF DEVELOPM - EPISD STAFF DEVELOPM							
Electricity	10,720	KWH	\$1,135.92	\$0.00	\$1,135.92	0.1060	72.44%
Natural Gas	274	CCF	\$174.71	\$0.00	\$174.71	0.6376	11.14%
Water	58	CCF	\$173.59	\$0.00	\$173.59	2.9929	11.07%
Sewer	27	CCF	\$83.77	\$0.00	\$83.77	3.1026	5.34%
Total Cost:			\$1,567.99	\$0.00	\$1,567.99		



Filters: Cost Center Name Not Equal To DoNotReport; Billing Period Equal To 201111All Meter CodesAll Group Names

elpaso

Energy CAP

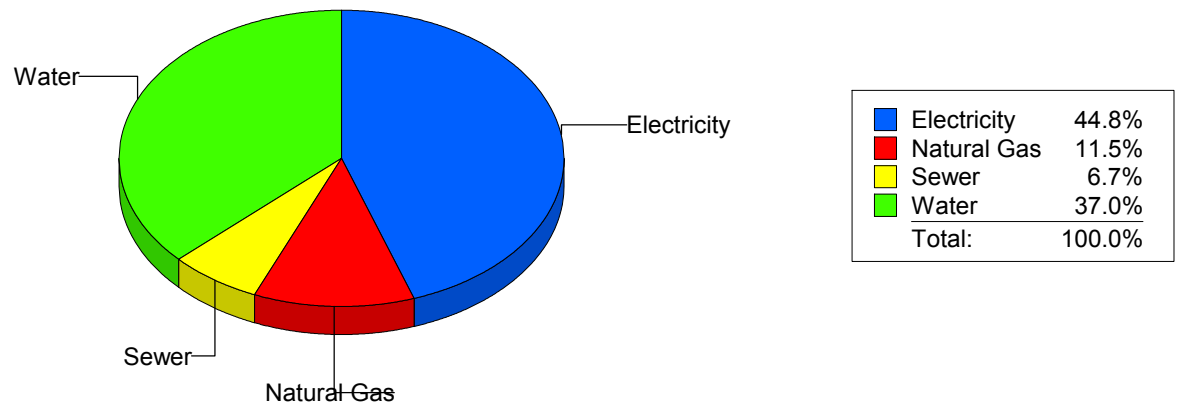
Cost Avoidance Program

Cost Summary Graph

Grouped by Energy Type

Energy Type	Use	Units	Meter Cost	Special Charges	Total Cost	Avg Unit Cost	% of Total Cost
Site: FANNIN ELEMENTARY - FANNIN ELEMENTARY							
Electricity	20,934	KWH	\$2,721.12	\$0.00	\$2,721.12	0.1300	44.80%
Natural Gas	1,131	CCF	\$697.18	\$0.00	\$697.18	0.6164	11.48%
Water	653	CCF	\$2,245.90	\$0.00	\$2,245.90	3.4394	36.98%
Sewer	165	CCF	\$409.40	\$0.00	\$409.40	2.4812	6.74%
Total Cost:			\$6,073.60	\$0.00	\$6,073.60		

For FANNIN
ELEMENTARY



Filters: Cost Center Name Not Equal To DoNotReport; Billing Period Equal To 201111All Meter CodesAll Group Names

el Paso

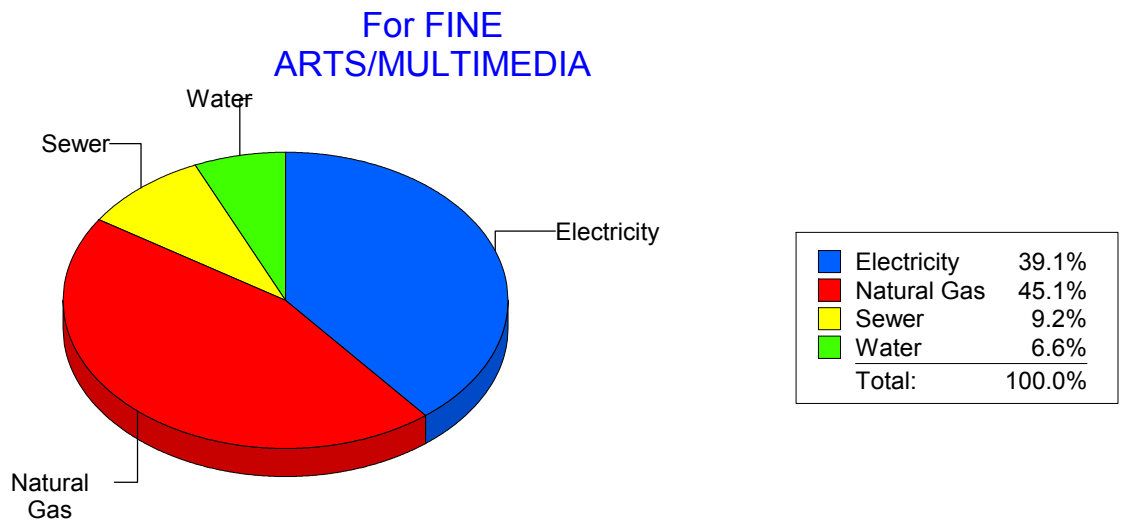
Energy CAP

Cost Avoidance Program

Cost Summary Graph

Grouped by Energy Type

Energy Type	Use	Units	Meter Cost	Special Charges	Total Cost	Avg Unit Cost	% of Total Cost
Site: FINE ARTS/MULTIMEDIA - FINE ARTS/MULTIMEDIA							
Electricity	10,726	KWH	\$1,069.13	\$0.00	\$1,069.13	0.0997	39.07%
Natural Gas	2,282	CCF	\$1,232.70	\$0.00	\$1,232.70	0.5402	45.05%
Water	82	CCF	\$181.53	\$0.00	\$181.53	2.2138	6.63%
Sewer	150	CCF	\$252.74	\$0.00	\$252.74	1.6849	9.24%
Total Cost:			\$2,736.10	\$0.00	\$2,736.10		



Filters: Cost Center Name Not Equal To DoNotReport; Billing Period Equal To 201111All Meter CodesAll Group Names

elpaso

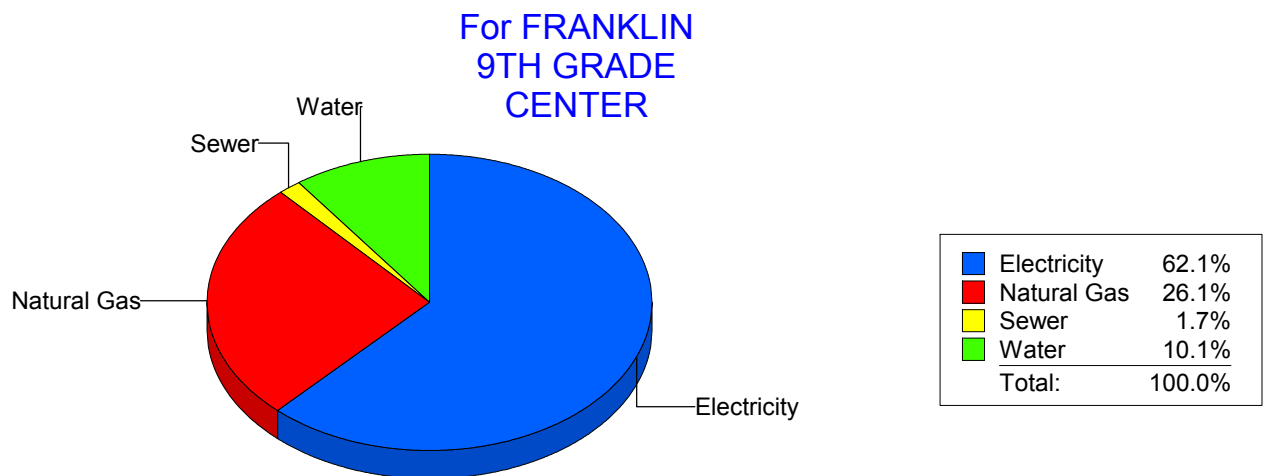
Energy CAP

Cost Avoidance Program

Cost Summary Graph

Grouped by Energy Type

Energy Type	Use	Units	Meter Cost	Special Charges	Total Cost	Avg Unit Cost	% of Total Cost
Site: FRANKLIN9THGRADECENTER - FRANKLIN 9TH GRADE CENTER							
Electricity	114,000	KWH	\$12,336.62	\$0.00	\$12,336.62	0.1082	62.06%
Natural Gas	9,973	CCF	\$5,196.15	\$0.00	\$5,196.15	0.5210	26.14%
Water	1,767	CCF	\$2,006.92	\$0.00	\$2,006.92	1.1358	10.10%
Sewer	100	CCF	\$338.95	\$0.00	\$338.95	3.3895	1.71%
Total Cost:			\$19,878.64	\$0.00	\$19,878.64		



Filters: Cost Center Name Not Equal To DoNotReport; Billing Period Equal To 201111All Meter CodesAll Group Names

elpaso

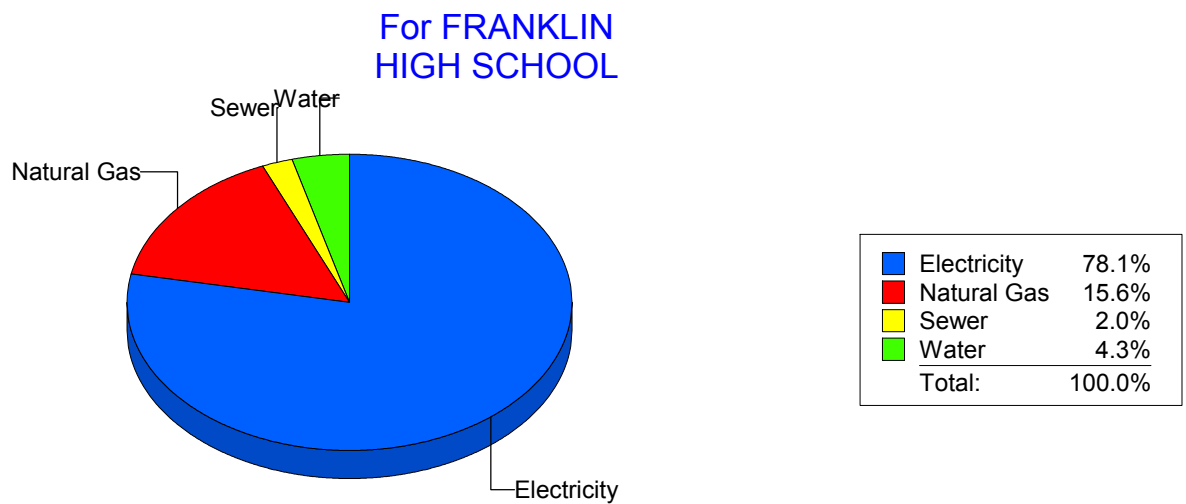
Energy CAP

Cost Avoidance Program

Cost Summary Graph

Grouped by Energy Type

Energy Type	Use	Units	Meter Cost	Special Charges	Total Cost	Avg Unit Cost	% of Total Cost
Site: FRANKLIN HIGH SCHOOL - FRANKLIN HIGH SCHOOL							
Electricity	264,260	KWH	\$23,292.62	\$0.00	\$23,292.62	0.0881	78.13%
Natural Gas	8,831	CCF	\$4,640.16	\$0.00	\$4,640.16	0.5254	15.56%
Water	602	CCF	\$1,278.24	\$0.00	\$1,278.24	2.1233	4.29%
Sewer	307	CCF	\$601.84	\$0.00	\$601.84	1.9604	2.02%
Total Cost:			\$29,812.86	\$0.00	\$29,812.86		



Filters: Cost Center Name Not Equal To DoNotReport; Billing Period Equal To 201111All Meter CodesAll Group Names

elpaso

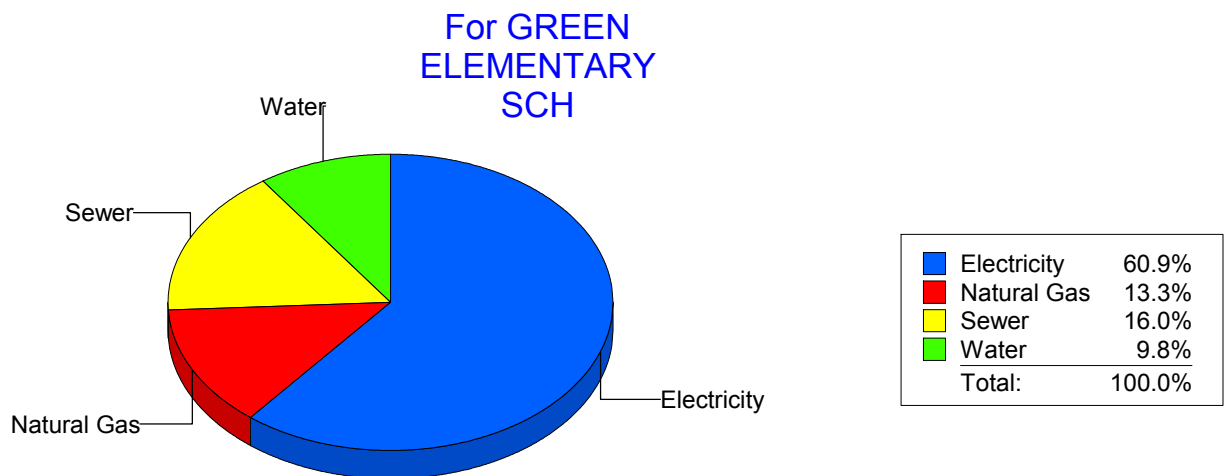
Energy CAP

Cost Avoidance Program

Cost Summary Graph

Grouped by Energy Type

Energy Type	Use	Units	Meter Cost	Special Charges	Total Cost	Avg Unit Cost	% of Total Cost
Site: GREEN ELEMENTARY SCH - GREEN ELEMENTARY SCH							
Electricity	33,900	KWH	\$3,117.04	\$0.00	\$3,117.04	0.0919	60.87%
Natural Gas	1,174	CCF	\$679.60	\$0.00	\$679.60	0.5789	13.27%
Water	145	CCF	\$502.72	\$0.00	\$502.72	3.4670	9.82%
Sewer	431	CCF	\$821.56	\$0.00	\$821.56	1.9062	16.04%
Total Cost:			\$5,120.92	\$0.00	\$5,120.92		



Filters: Cost Center Name Not Equal To DoNotReport; Billing Period Equal To 201111All Meter CodesAll Group Names

elpaso

Energy CAP

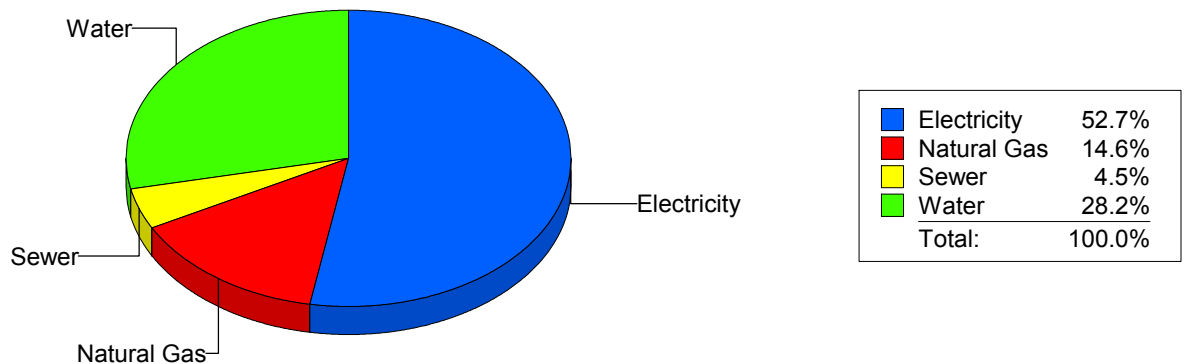
Cost Avoidance Program

Cost Summary Graph

Grouped by Energy Type

Energy Type	Use	Units	Meter Cost	Special Charges	Total Cost	Avg Unit Cost	% of Total Cost
Site: GUILLEN MIDDLE SCHOO - GUILLEN MIDDLE SCHOO							
Electricity	79,416	KWH	\$7,209.17	\$0.00	\$7,209.17	0.0908	52.66%
Natural Gas	3,676	CCF	\$1,999.57	\$0.00	\$1,999.57	0.5440	14.61%
Water	1,279	CCF	\$3,860.84	\$0.00	\$3,860.84	3.0186	28.20%
Sewer	331	CCF	\$620.22	\$0.00	\$620.22	1.8738	4.53%
Total Cost:			\$13,689.80	\$0.00	\$13,689.80		

For GUILLEN
MIDDLE
SCHOO



Filters: Cost Center Name Not Equal To DoNotReport; Billing Period Equal To 201111All Meter CodesAll Group Names

elpaso

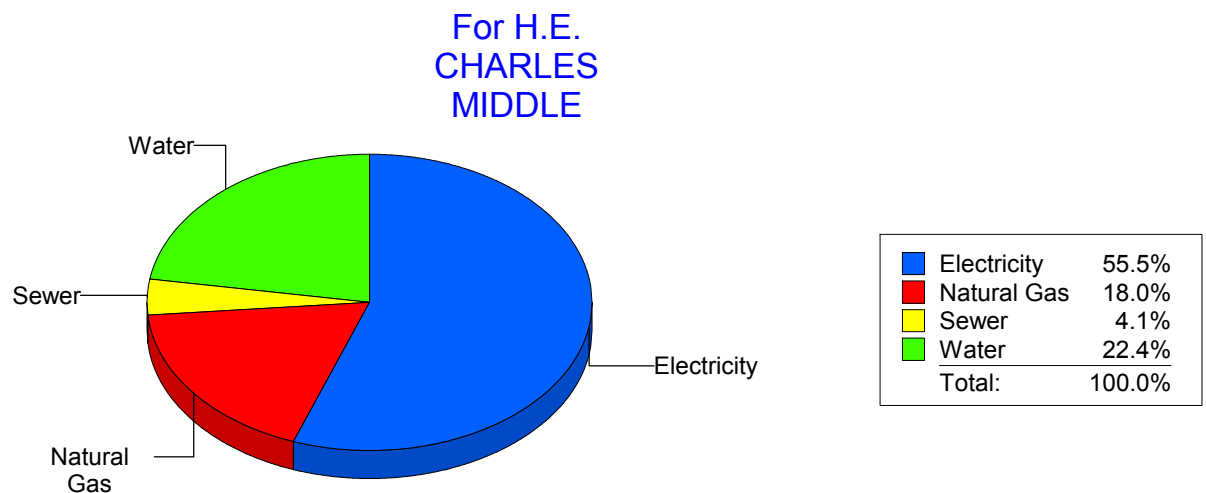
Energy CAP

Cost Avoidance Program

Cost Summary Graph

Grouped by Energy Type

Energy Type	Use	Units	Meter Cost	Special Charges	Total Cost	Avg Unit Cost	% of Total Cost
Site: H.E. CHARLES MIDDLE - H.E. CHARLES MIDDLE							
Electricity	62,673	KWH	\$6,938.77	\$0.00	\$6,938.77	0.1107	55.50%
Natural Gas	4,193	CCF	\$2,252.30	\$0.00	\$2,252.30	0.5372	18.01%
Water	885	CCF	\$2,800.95	\$0.00	\$2,800.95	3.1649	22.40%
Sewer	235	CCF	\$510.40	\$0.00	\$510.40	2.1719	4.08%
Total Cost:			\$12,502.42	\$0.00	\$12,502.42		



Filters: Cost Center Name Not Equal To DoNotReport; Billing Period Equal To 201111All Meter CodesAll Group Names

elpaso

Energy CAP

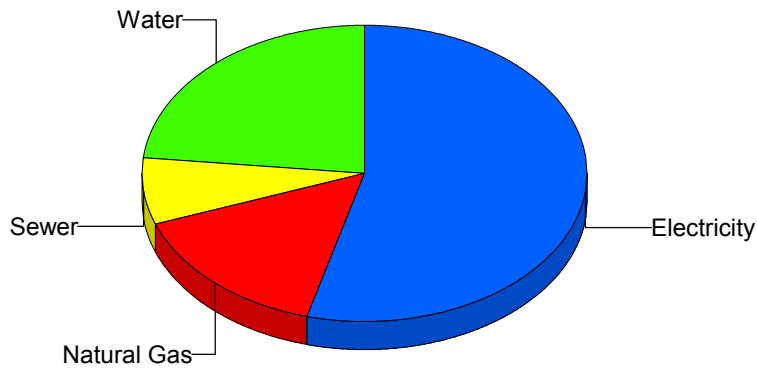
Cost Avoidance Program

Cost Summary Graph

Grouped by Energy Type

Energy Type	Use	Units	Meter Cost	Special Charges	Total Cost	Avg Unit Cost	% of Total Cost
Site: HART ELEMENTARY SCHO - HART ELEMENTARY SCHO							
Electricity	19,415	KWH	\$2,269.15	\$0.00	\$2,269.15	0.1169	54.04%
Natural Gas	1,160	CCF	\$644.11	\$0.00	\$644.11	0.5553	15.34%
Water	358	CCF	\$975.42	\$0.00	\$975.42	2.7246	23.23%
Sewer	128	CCF	\$310.28	\$0.00	\$310.28	2.4241	7.39%
Total Cost:			\$4,198.96	\$0.00	\$4,198.96		

For HART
ELEMENTARY
SCHO



Electricity	54.0%
Natural Gas	15.3%
Sewer	7.4%
Water	23.2%
Total:	100.0%

Filters: Cost Center Name Not Equal To DoNotReport; Billing Period Equal To 201111All Meter CodesAll Group Names

elpaso

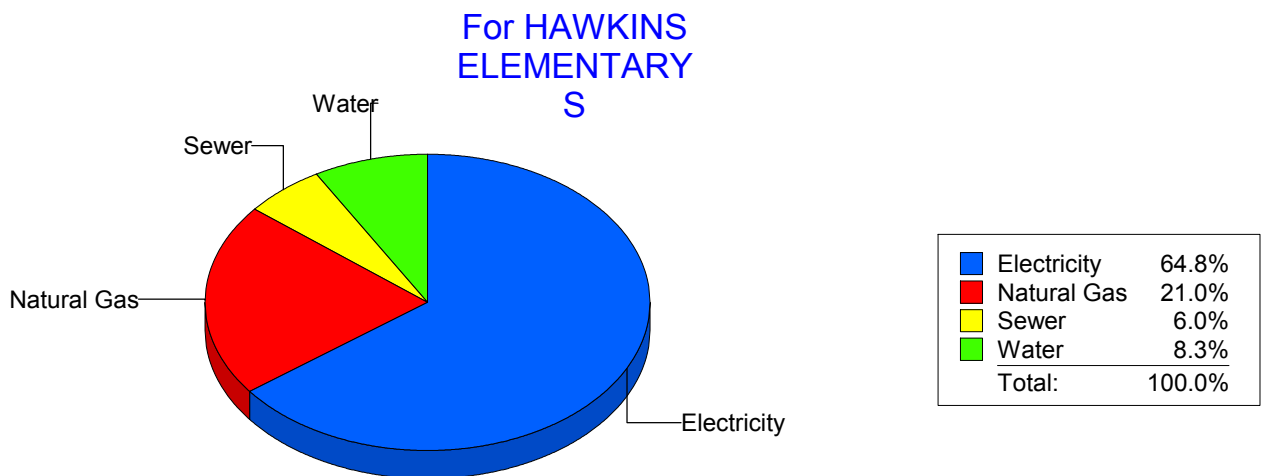
Energy CAP

Cost Avoidance Program

Cost Summary Graph

Grouped by Energy Type

Energy Type	Use	Units	Meter Cost	Special Charges	Total Cost	Avg Unit Cost	% of Total Cost
Site: HAWKINS ELEMENTARY S - HAWKINS ELEMENTARY S							
Electricity	22,692	KWH	\$2,314.83	\$0.00	\$2,314.83	0.1020	64.75%
Natural Gas	1,364	CCF	\$751.13	\$0.00	\$751.13	0.5507	21.01%
Water	112	CCF	\$295.46	\$0.00	\$295.46	2.6380	8.27%
Sewer	70	CCF	\$213.38	\$0.00	\$213.38	3.0483	5.97%
Total Cost:			\$3,574.80	\$0.00	\$3,574.80		



Filters: Cost Center Name Not Equal To DoNotReport; Billing Period Equal To 201111All Meter CodesAll Group Names

elpaso

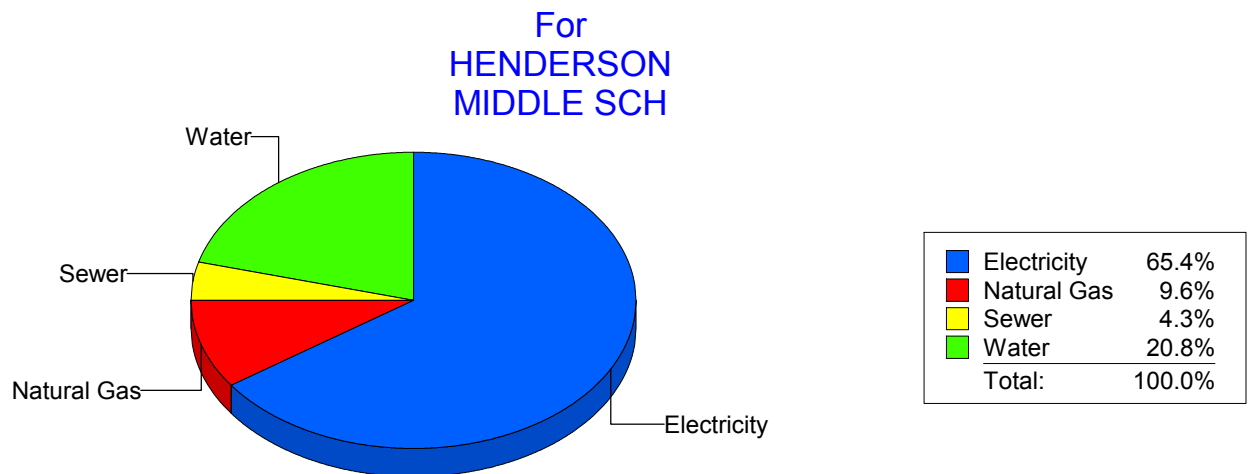
Energy CAP

Cost Avoidance Program

Cost Summary Graph

Grouped by Energy Type

Energy Type	Use	Units	Meter Cost	Special Charges	Total Cost	Avg Unit Cost	% of Total Cost
Site: HENDERSON MIDDLE SCH - HENDERSON MIDDLE SCH							
Electricity	46,094	KWH	\$4,874.83	\$0.00	\$4,874.83	0.1058	65.36%
Natural Gas	1,292	CCF	\$713.36	\$0.00	\$713.36	0.5521	9.57%
Water	751	CCF	\$1,548.47	\$0.00	\$1,548.47	2.0619	20.76%
Sewer	204	CCF	\$321.32	\$0.00	\$321.32	1.5751	4.31%
Total Cost:			\$7,457.98	\$0.00	\$7,457.98		



Filters: Cost Center Name Not Equal To DoNotReport; Billing Period Equal To 201111All Meter CodesAll Group Names

elpaso


Energy CAP

Cost Avoidance Program

Cost Summary Graph

Grouped by Energy Type

Energy Type	Use	Units	Meter Cost	Special Charges	Total Cost	Avg Unit Cost	% of Total Cost
Site: HERCULES COTTAGES - HERCULES COTTAGES							
Electricity	3,347	KWH	\$650.85	\$0.00	\$650.85	0.1945	65.89%
Natural Gas	75	CCF	\$217.24	\$0.00	\$217.24	2.8965	21.99%
Water	21	CCF	\$62.75	\$0.00	\$62.75	2.9881	6.35%
Sewer	21	CCF	\$57.00	\$0.00	\$57.00	2.7143	5.77%
Total Cost:			\$987.84	\$0.00	\$987.84		



Filters: Cost Center Name Not Equal To DoNotReport; Billing Period Equal To 201111All Meter CodesAll Group Names

elpaso

Energy CAP

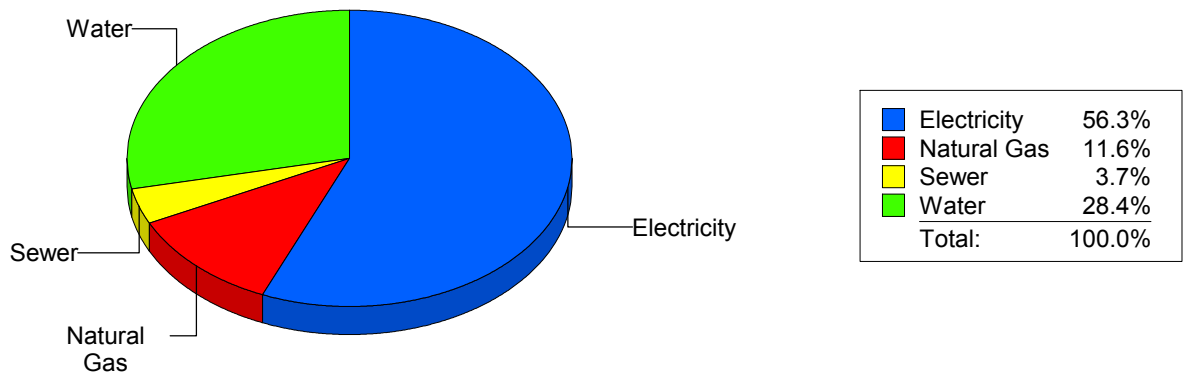
Cost Avoidance Program

Cost Summary Graph

Grouped by Energy Type

Energy Type	Use	Units	Meter Cost	Special Charges	Total Cost	Avg Unit Cost	% of Total Cost
Site: HERRERA - HERRERA ELEMENTARY							
Electricity	39,200	KWH	\$4,800.12	\$0.00	\$4,800.12	0.1225	56.31%
Natural Gas	1,815	CCF	\$987.72	\$0.00	\$987.72	0.5442	11.59%
Water	695	CCF	\$2,417.57	\$0.00	\$2,417.57	3.4785	28.36%
Sewer	84	CCF	\$318.63	\$0.00	\$318.63	3.7932	3.74%
Total Cost:			\$8,524.04	\$0.00	\$8,524.04		

For HERRERA
ELEMENTARY



Filters: Cost Center Name Not Equal To DoNotReport; Billing Period Equal To 201111All Meter CodesAll Group Names

elpaso

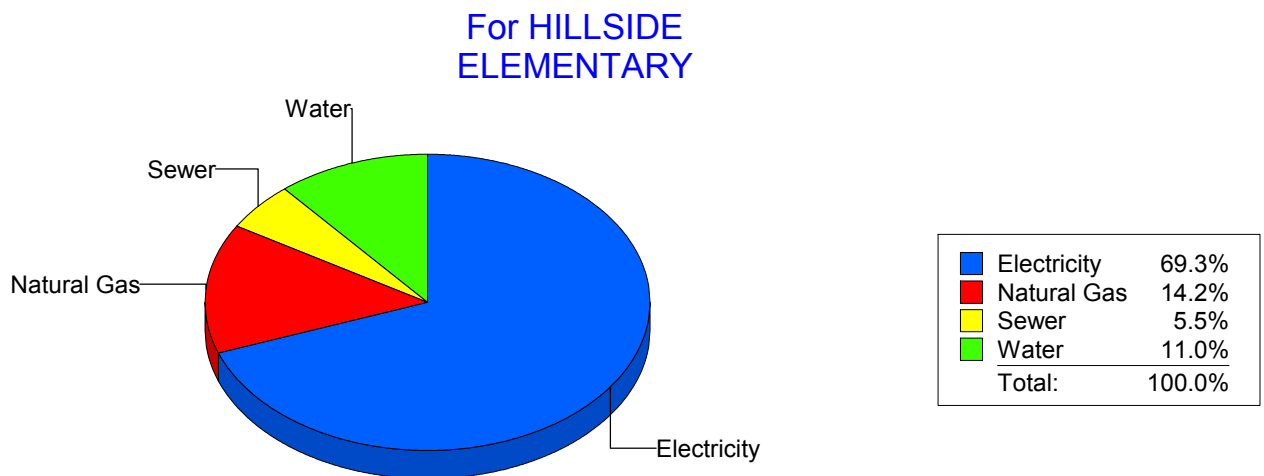
Energy CAP

Cost Avoidance Program

Cost Summary Graph

Grouped by Energy Type

Energy Type	Use	Units	Meter Cost	Special Charges	Total Cost	Avg Unit Cost	% of Total Cost
Site: HILLSIDE ELEMENTARY - HILLSIDE ELEMENTARY							
Electricity	31,557	KWH	\$4,292.56	\$0.00	\$4,292.56	0.1360	69.33%
Natural Gas	1,420	CCF	\$876.32	\$0.00	\$876.32	0.6171	14.15%
Water	247	CCF	\$684.00	\$0.00	\$684.00	2.7692	11.05%
Sewer	109	CCF	\$338.28	\$0.00	\$338.28	3.1035	5.46%
Total Cost:			\$6,191.16	\$0.00	\$6,191.16		



Filters: Cost Center Name Not Equal To DoNotReport; Billing Period Equal To 201111All Meter CodesAll Group Names

elpaso

Energy CAP

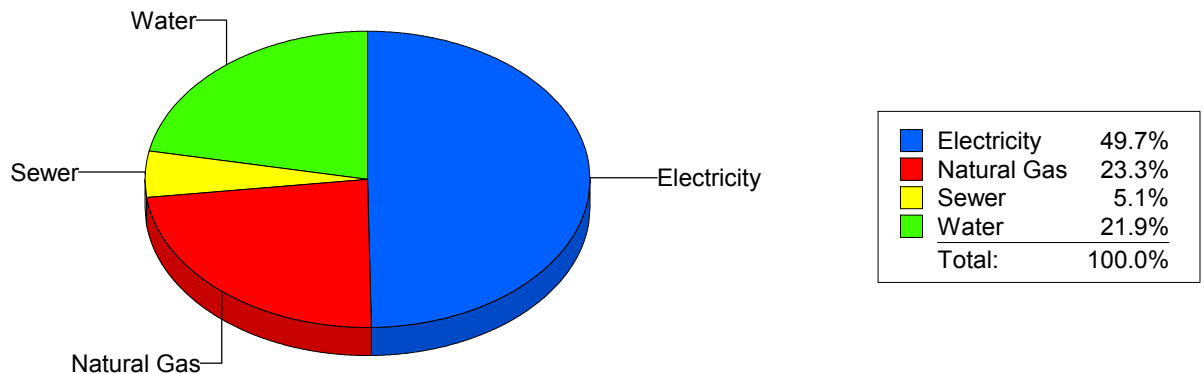
Cost Avoidance Program

Cost Summary Graph

Grouped by Energy Type

Energy Type	Use	Units	Meter Cost	Special Charges	Total Cost	Avg Unit Cost	% of Total Cost
Site: HOUSTON INTERMEDIATE - HOUSTON INTERMEDIATE							
Electricity	22,693	KWH	\$2,311.17	\$0.00	\$2,311.17	0.1018	49.74%
Natural Gas	1,875	CCF	\$1,081.22	\$0.00	\$1,081.22	0.5767	23.27%
Water	202	CCF	\$1,016.54	\$0.00	\$1,016.54	5.0324	21.88%
Sewer	22	CCF	\$237.90	\$0.00	\$237.90	10.8136	5.12%
Total Cost:			\$4,646.83	\$0.00	\$4,646.83		

For HOUSTON
INTERMEDIATE



Filters: Cost Center Name Not Equal To DoNotReport; Billing Period Equal To 201111All Meter CodesAll Group Names

elpaso

Energy CAP

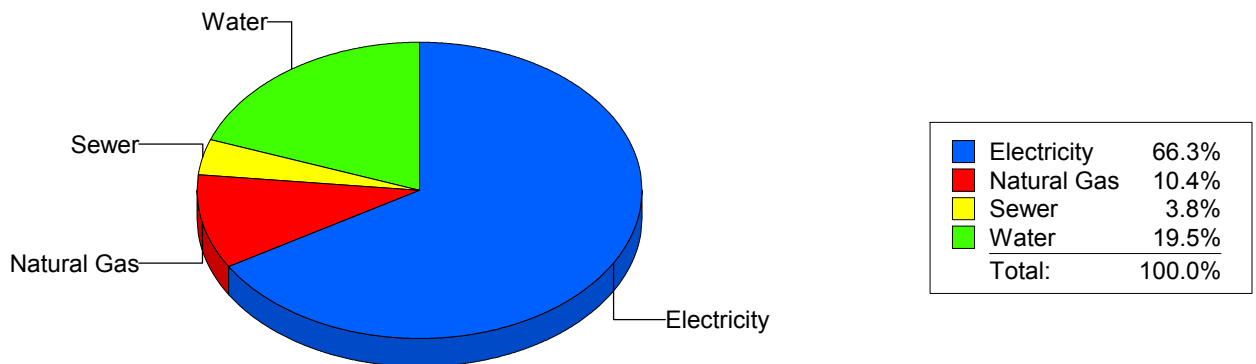
Cost Avoidance Program

Cost Summary Graph

Grouped by Energy Type

Energy Type	Use	Units	Meter Cost	Special Charges	Total Cost	Avg Unit Cost	% of Total Cost
Site: MOYE - HR MOYE							
Electricity	53,760	KWH	\$5,997.02	\$0.00	\$5,997.02	0.1116	66.32%
Natural Gas	1,725	CCF	\$940.50	\$0.00	\$940.50	0.5452	10.40%
Water	382	CCF	\$1,762.08	\$0.00	\$1,762.08	4.6128	19.49%
Sewer	103	CCF	\$342.76	\$0.00	\$342.76	3.3278	3.79%
Total Cost:			\$9,042.36	\$0.00	\$9,042.36		

For HR MOYE



Filters: Cost Center Name Not Equal To DoNotReport; Billing Period Equal To 201111All Meter CodesAll Group Names

elpaso

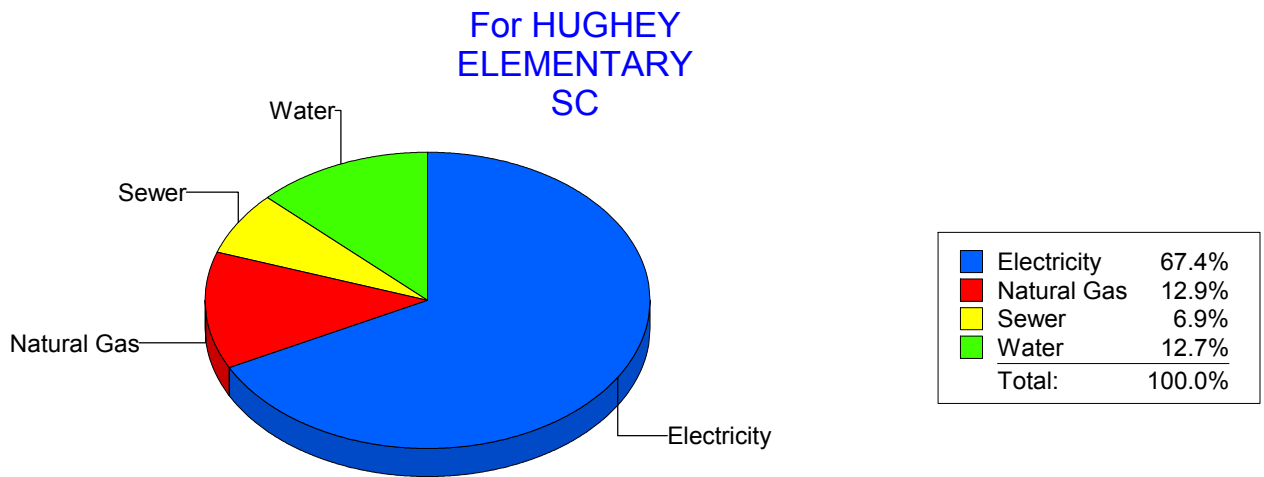
Energy CAP

Cost Avoidance Program

Cost Summary Graph

Grouped by Energy Type

Energy Type	Use	Units	Meter Cost	Special Charges	Total Cost	Avg Unit Cost	% of Total Cost
Site: HUGHEY ELEMENTARY SC - HUGHEY ELEMENTARY SC							
Electricity	25,360	KWH	\$3,561.41	\$0.00	\$3,561.41	0.1404	67.42%
Natural Gas	1,176	CCF	\$682.31	\$0.00	\$682.31	0.5802	12.92%
Water	311	CCF	\$672.93	\$0.00	\$672.93	2.1638	12.74%
Sewer	190	CCF	\$365.78	\$0.00	\$365.78	1.9252	6.92%
Total Cost:			\$5,282.43	\$0.00	\$5,282.43		



Filters: Cost Center Name Not Equal To DoNotReport; Billing Period Equal To 201111All Meter CodesAll Group Names

elpaso

Energy CAP

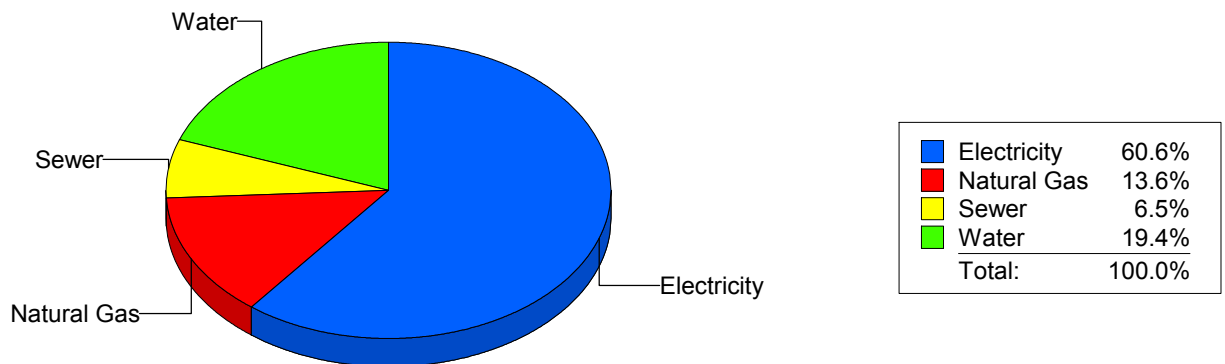
Cost Avoidance Program

Cost Summary Graph

Grouped by Energy Type

Energy Type	Use	Units	Meter Cost	Special Charges	Total Cost	Avg Unit Cost	% of Total Cost
Site: IRVIN HIGH SCHOOL - IRVIN HIGH SCHOOL							
Electricity	108,749	KWH	\$10,615.55	\$0.00	\$10,615.55	0.0976	60.55%
Natural Gas	4,438	CCF	\$2,385.12	\$0.00	\$2,385.12	0.5374	13.60%
Water	1,713	CCF	\$3,394.89	\$0.00	\$3,394.89	1.9818	19.36%
Sewer	786	CCF	\$1,135.83	\$0.00	\$1,135.83	1.4451	6.48%
Total Cost:			\$17,531.39	\$0.00	\$17,531.39		

For IRVIN HIGH SCHOOL



Filters: Cost Center Name Not Equal To DoNotReport; Billing Period Equal To 201111All Meter CodesAll Group Names

elpaso

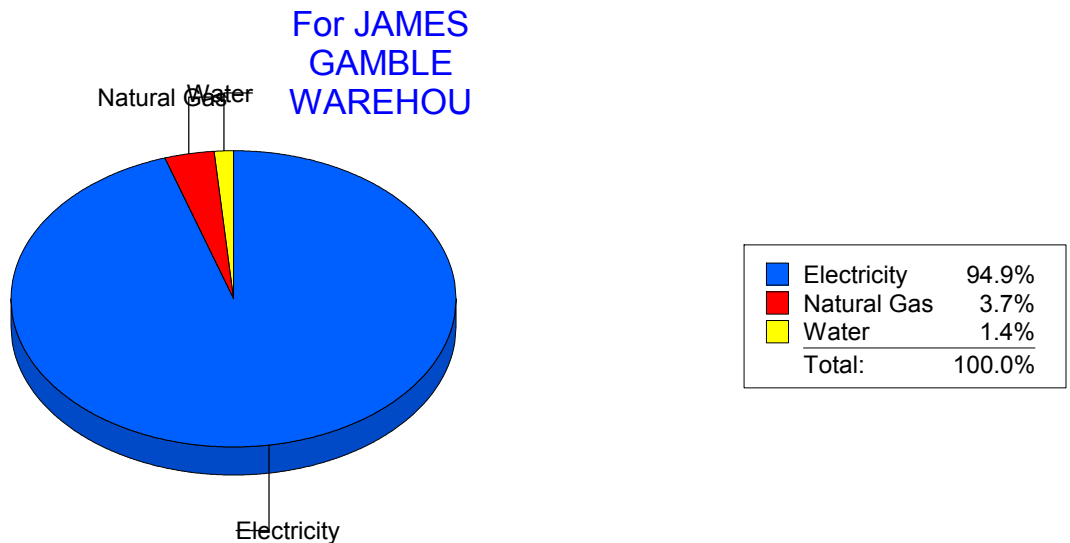
Energy CAP

Cost Avoidance Program

Cost Summary Graph

Grouped by Energy Type

Energy Type	Use	Units	Meter Cost	Special Charges	Total Cost	Avg Unit Cost	% of Total Cost
Site: JAMES GAMBLE WAREHOU - JAMES GAMBLE WAREHOU							
Electricity	27,700	KWH	\$2,474.03	\$0.00	\$2,474.03	0.0893	94.92%
Natural Gas	130	CCF	\$96.00	\$0.00	\$96.00	0.7385	3.68%
Water	0	CCF	\$36.36	\$0.00	\$36.36	0.0000	1.40%
Total Cost:			\$2,606.39	\$0.00	\$2,606.39		



Filters: Cost Center Name Not Equal To DoNotReport; Billing Period Equal To 201111All Meter CodesAll Group Names

elpaso

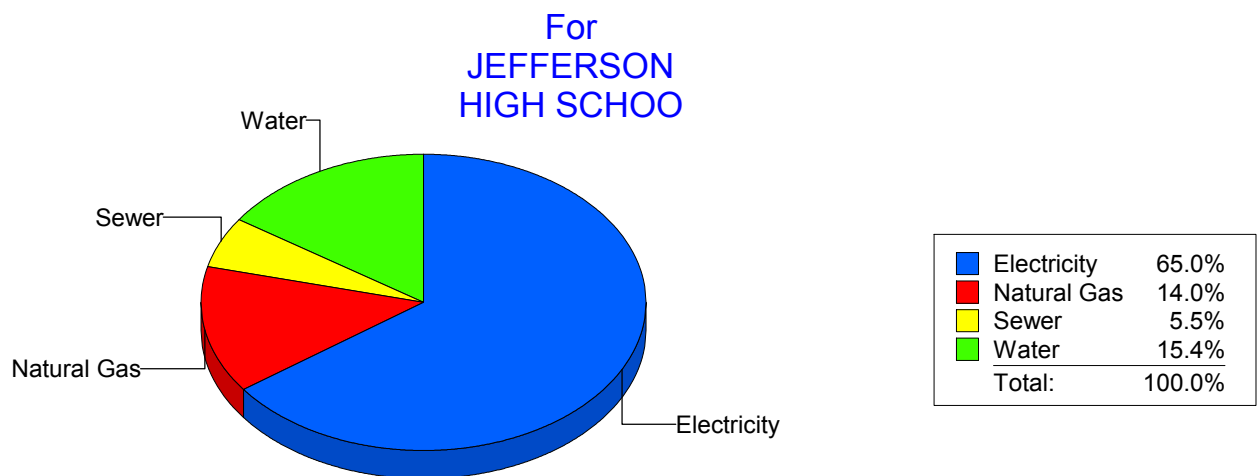
Energy CAP

Cost Avoidance Program

Cost Summary Graph

Grouped by Energy Type

Energy Type	Use	Units	Meter Cost	Special Charges	Total Cost	Avg Unit Cost	% of Total Cost
Site: JEFFERSON HIGH SCHOO - JEFFERSON HIGH SCHOO							
Electricity	87,308	KWH	\$9,473.50	\$0.00	\$9,473.50	0.1085	65.03%
Natural Gas	3,394	CCF	\$2,037.46	\$0.00	\$2,037.46	0.6003	13.99%
Water	965	CCF	\$2,250.38	\$0.00	\$2,250.38	2.3320	15.45%
Sewer	364	CCF	\$806.83	\$0.00	\$806.83	2.2166	5.54%
Total Cost:			\$14,568.17	\$0.00	\$14,568.17		



Filters: Cost Center Name Not Equal To DoNotReport; Billing Period Equal To 201111All Meter CodesAll Group Names

elpaso

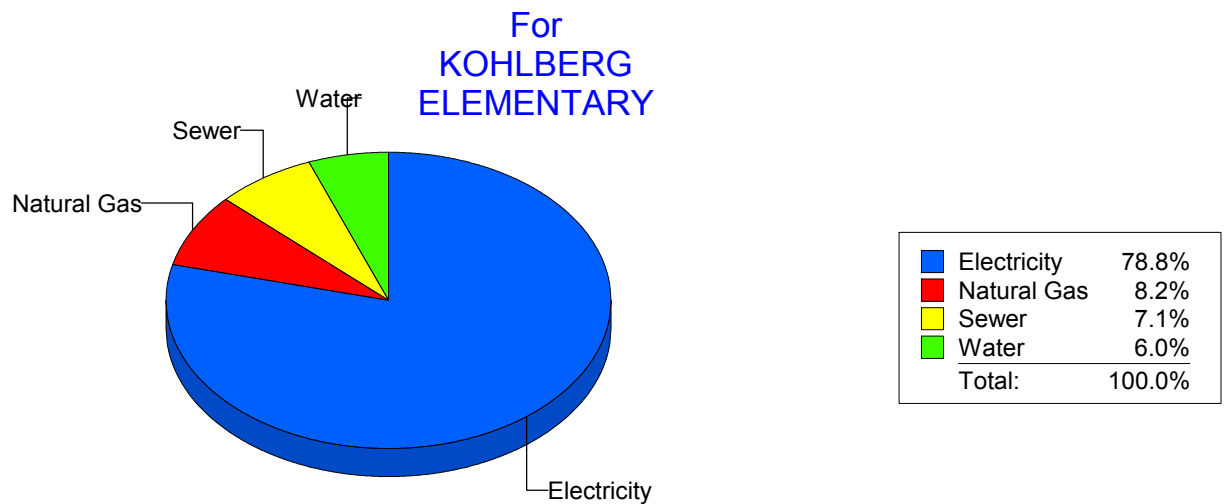
Energy CAP

Cost Avoidance Program

Cost Summary Graph

Grouped by Energy Type

Energy Type	Use	Units	Meter Cost	Special Charges	Total Cost	Avg Unit Cost	% of Total Cost
Site: KOHLBERG ELEMENTARY - KOHLBERG ELEMENTARY							
Electricity	46,800	KWH	\$6,018.26	\$0.00	\$6,018.26	0.1286	78.75%
Natural Gas	1,065	CCF	\$623.51	\$0.00	\$623.51	0.5855	8.16%
Water	184	CCF	\$456.13	\$0.00	\$456.13	2.4790	5.97%
Sewer	281	CCF	\$543.96	\$0.00	\$543.96	1.9358	7.12%
Total Cost:			\$7,641.86	\$0.00	\$7,641.86		



Filters: Cost Center Name Not Equal To DoNotReport; Billing Period Equal To 201111All Meter CodesAll Group Names

elpaso

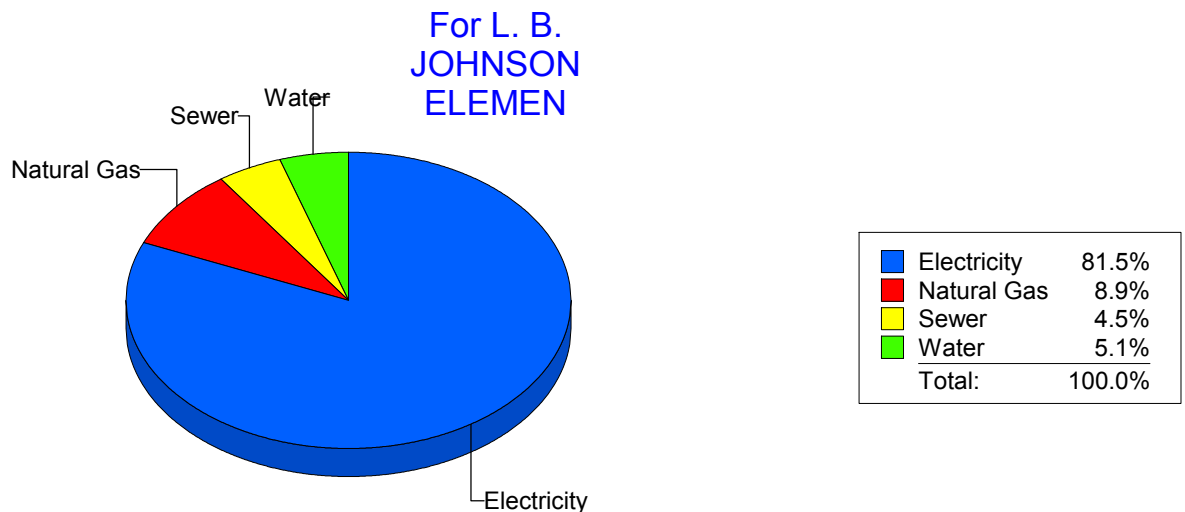
Energy CAP

Cost Avoidance Program

Cost Summary Graph

Grouped by Energy Type

Energy Type	Use	Units	Meter Cost	Special Charges	Total Cost	Avg Unit Cost	% of Total Cost
Site: L. B. JOHNSON ELEMEN - L. B. JOHNSON ELEMEN							
Electricity	49,750	KWH	\$5,696.91	\$0.00	\$5,696.91	0.1145	81.52%
Natural Gas	1,055	CCF	\$620.95	\$0.00	\$620.95	0.5886	8.89%
Water	175	CCF	\$359.18	\$0.00	\$359.18	2.0525	5.14%
Sewer	137	CCF	\$311.60	\$0.00	\$311.60	2.2745	4.46%
Total Cost:			\$6,988.64	\$0.00	\$6,988.64		



Filters: Cost Center Name Not Equal To DoNotReport; Billing Period Equal To 201111All Meter CodesAll Group Names

elpaso

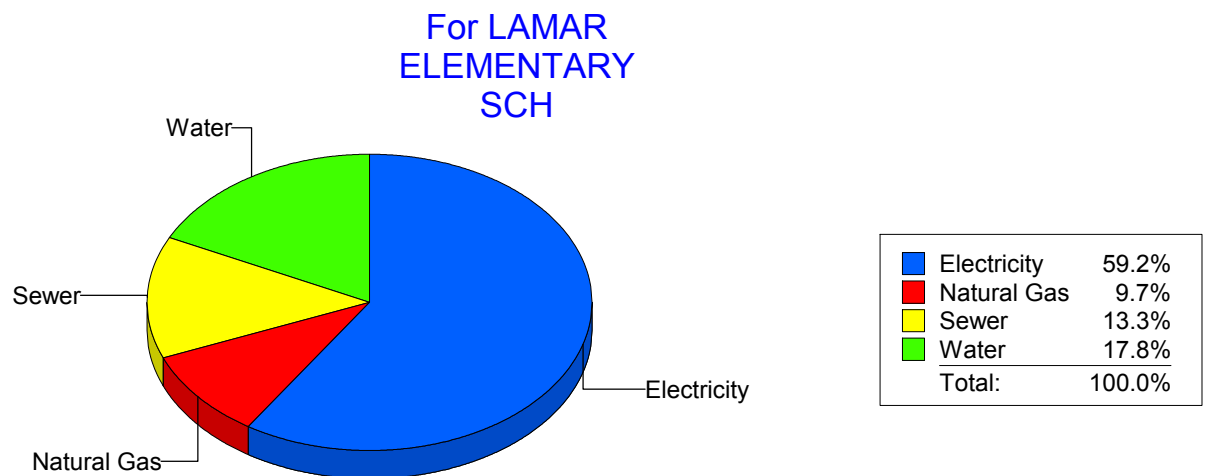
Energy CAP

Cost Avoidance Program

Cost Summary Graph

Grouped by Energy Type

Energy Type	Use	Units	Meter Cost	Special Charges	Total Cost	Avg Unit Cost	% of Total Cost
Site: LAMAR ELEMENTARY SCH - LAMAR ELEMENTARY SCH							
Electricity	25,500	KWH	\$2,798.05	\$0.00	\$2,798.05	0.1097	59.18%
Natural Gas	685	CCF	\$460.17	\$0.00	\$460.17	0.6718	9.73%
Water	362	CCF	\$841.81	\$0.00	\$841.81	2.3254	17.80%
Sewer	229	CCF	\$628.29	\$0.00	\$628.29	2.7436	13.29%
Total Cost:			\$4,728.32	\$0.00	\$4,728.32		



Filters: Cost Center Name Not Equal To DoNotReport; Billing Period Equal To 201111All Meter CodesAll Group Names

el Paso

Energy CAP

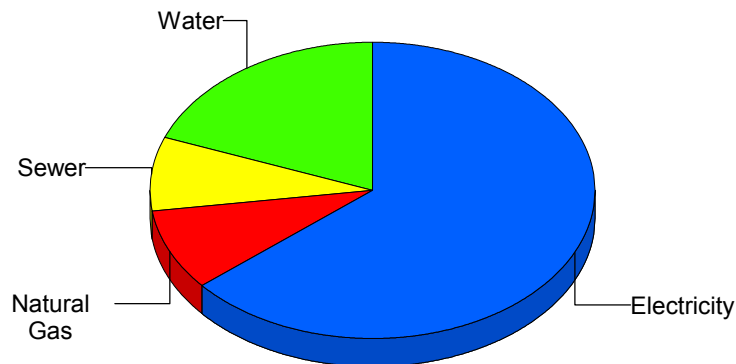
Cost Avoidance Program

Cost Summary Graph

Grouped by Energy Type

Energy Type	Use	Units	Meter Cost	Special Charges	Total Cost	Avg Unit Cost	% of Total Cost
Site: LEE ELEMENTARY - LEE ELEMENTARY							
Electricity	29,815	KWH	\$3,891.67	\$0.00	\$3,891.67	0.1305	63.80%
Natural Gas	853	CCF	\$539.77	\$0.00	\$539.77	0.6328	8.85%
Water	288	CCF	\$1,168.19	\$0.00	\$1,168.19	4.0562	19.15%
Sewer	172	CCF	\$500.09	\$0.00	\$500.09	2.9075	8.20%
Total Cost:			\$6,099.72	\$0.00	\$6,099.72		

For LEE
ELEMENTARY



Electricity	63.8%
Natural Gas	8.8%
Sewer	8.2%
Water	19.2%
Total:	100.0%

Filters: Cost Center Name Not Equal To DoNotReport; Billing Period Equal To 201111All Meter CodesAll Group Names

elpaso

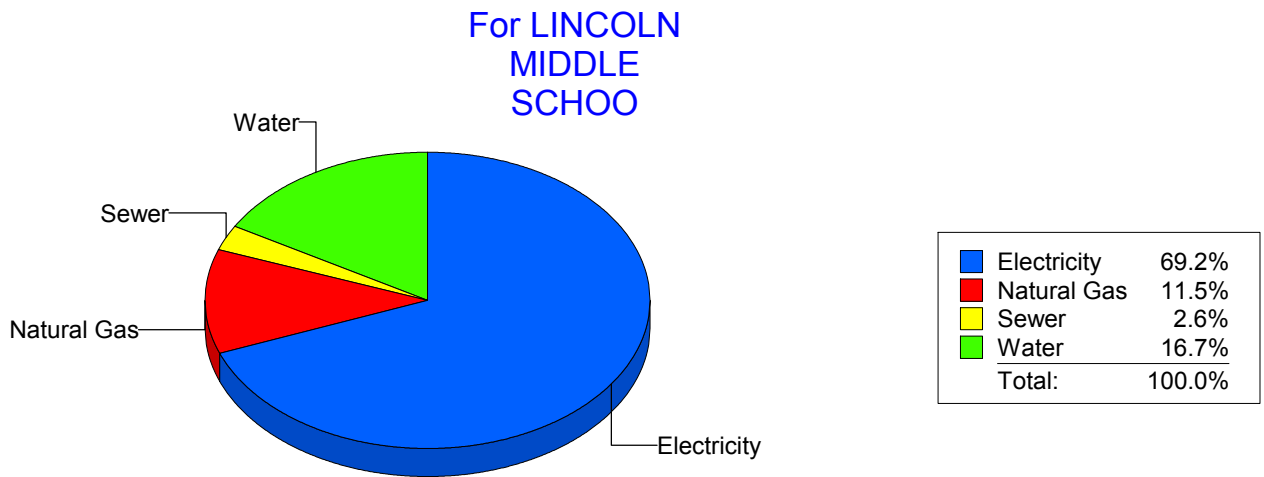
Energy CAP

Cost Avoidance Program

Cost Summary Graph

Grouped by Energy Type

Energy Type	Use	Units	Meter Cost	Special Charges	Total Cost	Avg Unit Cost	% of Total Cost
Site: LINCOLN MIDDLE SCHOO - LINCOLN MIDDLE SCHOO							
Electricity	125,600	KWH	\$13,399.07	\$0.00	\$13,399.07	0.1067	69.16%
Natural Gas	4,208	CCF	\$2,230.72	\$0.00	\$2,230.72	0.5301	11.51%
Water	1,075	CCF	\$3,240.13	\$0.00	\$3,240.13	3.0141	16.72%
Sewer	289	CCF	\$504.64	\$0.00	\$504.64	1.7462	2.60%
Total Cost:			\$19,374.56	\$0.00	\$19,374.56		



Filters: Cost Center Name Not Equal To DoNotReport; Billing Period Equal To 201111All Meter CodesAll Group Names

elpaso

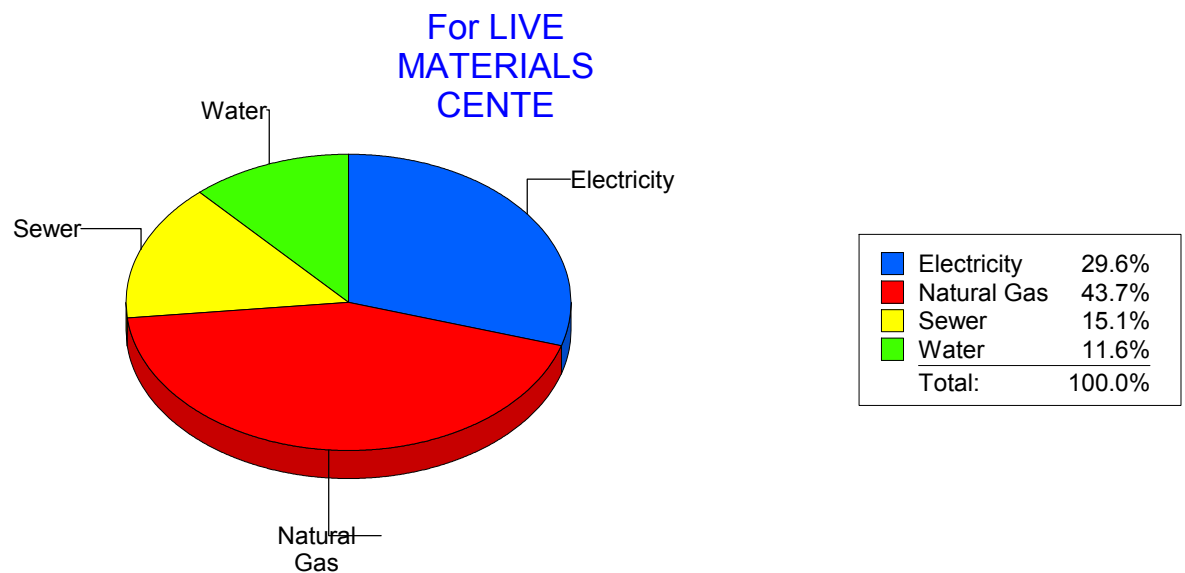
Energy CAP

Cost Avoidance Program

Cost Summary Graph

Grouped by Energy Type

Energy Type	Use	Units	Meter Cost	Special Charges	Total Cost	Avg Unit Cost	% of Total Cost
Site: LIVE MATERIALS CENTE - LIVE MATERIALS CENTE							
Electricity	197 KWH		\$54.56	\$0.00	\$54.56	0.2770	29.61%
Natural Gas	15 CCF		\$80.47	\$0.00	\$80.47	5.3647	43.67%
Water	0 CCF		\$21.40	\$0.00	\$21.40	0.0000	11.61%
Sewer	6 CCF		\$27.84	\$0.00	\$27.84	4.6400	15.11%
Total Cost:			\$184.27	\$0.00	\$184.27		



Filters: Cost Center Name Not Equal To DoNotReport; Billing Period Equal To 201111All Meter CodesAll Group Names

elpaso

Energy CAP

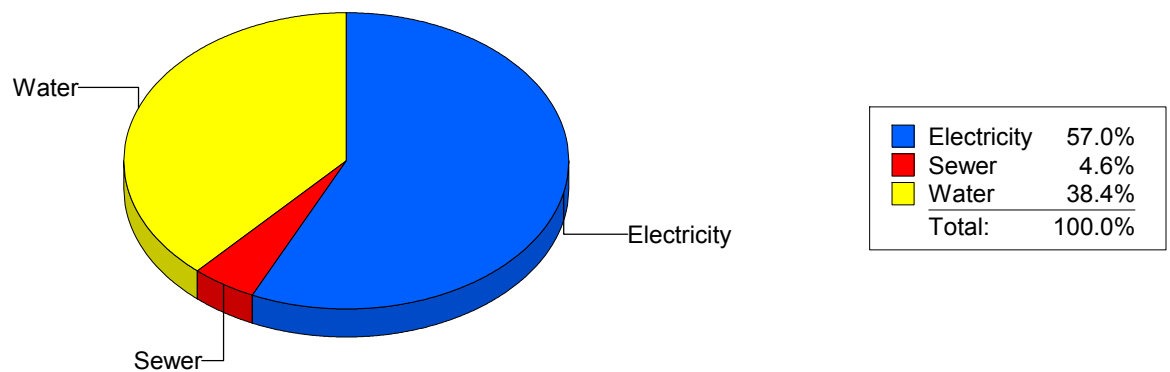
Cost Avoidance Program

Cost Summary Graph

Grouped by Energy Type

Energy Type	Use	Units	Meter Cost	Special Charges	Total Cost	Avg Unit Cost	% of Total Cost
Site: LOGAN ELEMENTARY - LOGAN ELEMENTARY							
Electricity	24,300	KWH	\$2,840.56	\$0.00	\$2,840.56	0.1169	57.04%
Water	575	CCF	\$1,912.48	\$0.00	\$1,912.48	3.3261	38.40%
Sewer	130	CCF	\$227.34	\$0.00	\$227.34	1.7488	4.56%
Total Cost:			\$4,980.38	\$0.00	\$4,980.38		

For LOGAN
ELEMENTARY



Filters: Cost Center Name Not Equal To DoNotReport; Billing Period Equal To 201111All Meter CodesAll Group Names

elpaso

Energy CAP

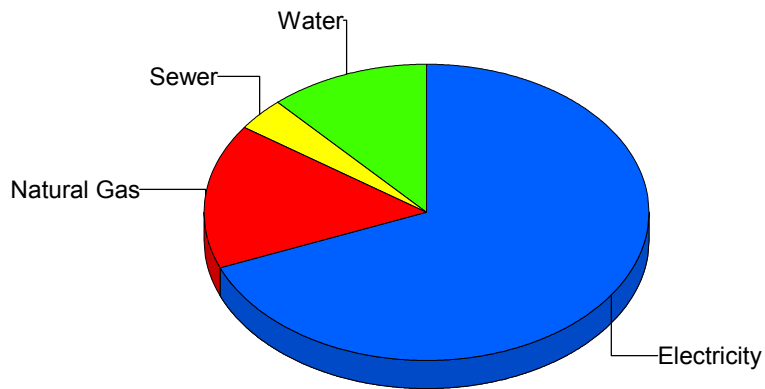
Cost Avoidance Program

Cost Summary Graph

Grouped by Energy Type

Energy Type	Use	Units	Meter Cost	Special Charges	Total Cost	Avg Unit Cost	% of Total Cost
Site: LUNDY - LUNDY							
Electricity	61,800	KWH	\$6,257.54	\$0.00	\$6,257.54	0.1013	68.90%
Natural Gas	2,609	CCF	\$1,434.84	\$0.00	\$1,434.84	0.5500	15.80%
Water	293	CCF	\$1,066.37	\$0.00	\$1,066.37	3.6395	11.74%
Sewer	88	CCF	\$323.71	\$0.00	\$323.71	3.6785	3.56%
Total Cost:			\$9,082.46	\$0.00	\$9,082.46		

For LUNDY



Electricity	68.9%
Natural Gas	15.8%
Sewer	3.6%
Water	11.7%
Total:	100.0%

Filters: Cost Center Name Not Equal To DoNotReport; Billing Period Equal To 201111All Meter CodesAll Group Names

elpaso

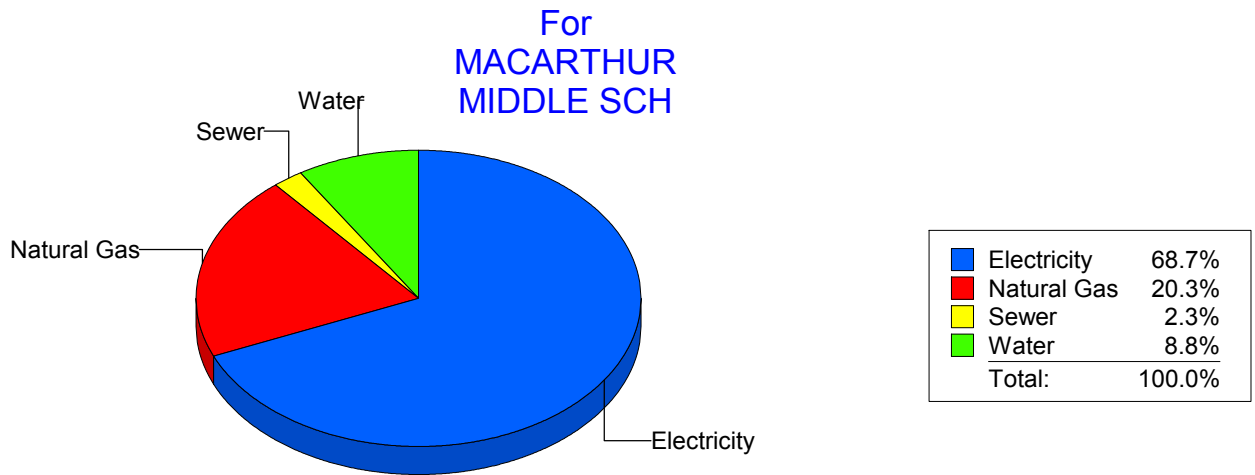
Energy CAP

Cost Avoidance Program

Cost Summary Graph

Grouped by Energy Type

Energy Type	Use	Units	Meter Cost	Special Charges	Total Cost	Avg Unit Cost	% of Total Cost
Site: MACARTHUR MIDDLE SCH - MACARTHUR MIDDLE SCH							
Electricity	82,240	KWH	\$8,770.77	\$0.00	\$8,770.77	0.1066	68.68%
Natural Gas	4,905	CCF	\$2,589.26	\$0.00	\$2,589.26	0.5279	20.27%
Water	376	CCF	\$1,121.07	\$0.00	\$1,121.07	2.9816	8.78%
Sewer	120	CCF	\$290.01	\$0.00	\$290.01	2.4168	2.27%
Total Cost:			\$12,771.11	\$0.00	\$12,771.11		



Filters: Cost Center Name Not Equal To DoNotReport; Billing Period Equal To 201111All Meter CodesAll Group Names

elpaso

Energy CAP

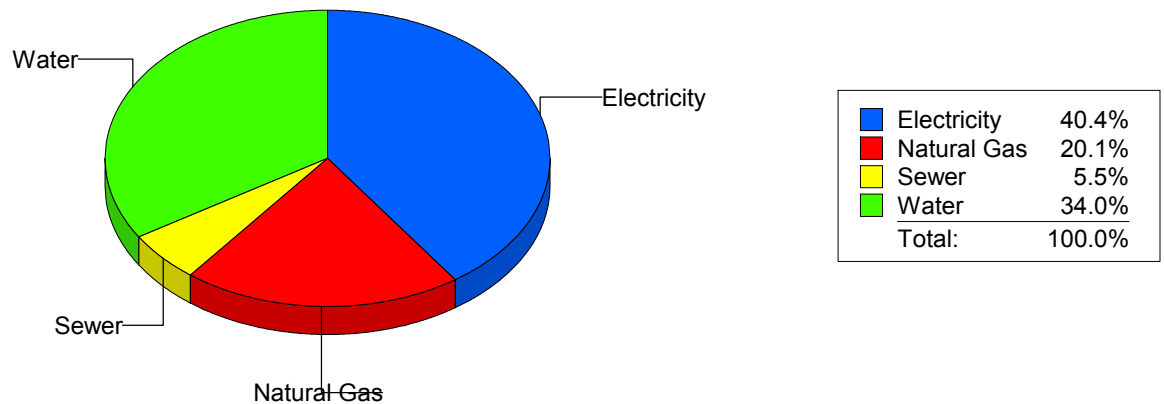
Cost Avoidance Program

Cost Summary Graph

Grouped by Energy Type

Energy Type	Use	Units	Meter Cost	Special Charges	Total Cost	Avg Unit Cost	% of Total Cost
Site: MAGOFFIN MIDDLE SCHO - MAGOFFIN MIDDLE SCHO							
Electricity	18,770	KWH	\$2,139.91	\$0.00	\$2,139.91	0.1140	40.39%
Natural Gas	1,962	CCF	\$1,064.88	\$0.00	\$1,064.88	0.5428	20.10%
Water	451	CCF	\$1,801.21	\$0.00	\$1,801.21	3.9938	34.00%
Sewer	63	CCF	\$291.96	\$0.00	\$291.96	4.6343	5.51%
Total Cost:			\$5,297.96	\$0.00	\$5,297.96		

For MAGOFFIN
MIDDLE SCHO



Filters: Cost Center Name Not Equal To DoNotReport; Billing Period Equal To 201111All Meter CodesAll Group Names

elpaso

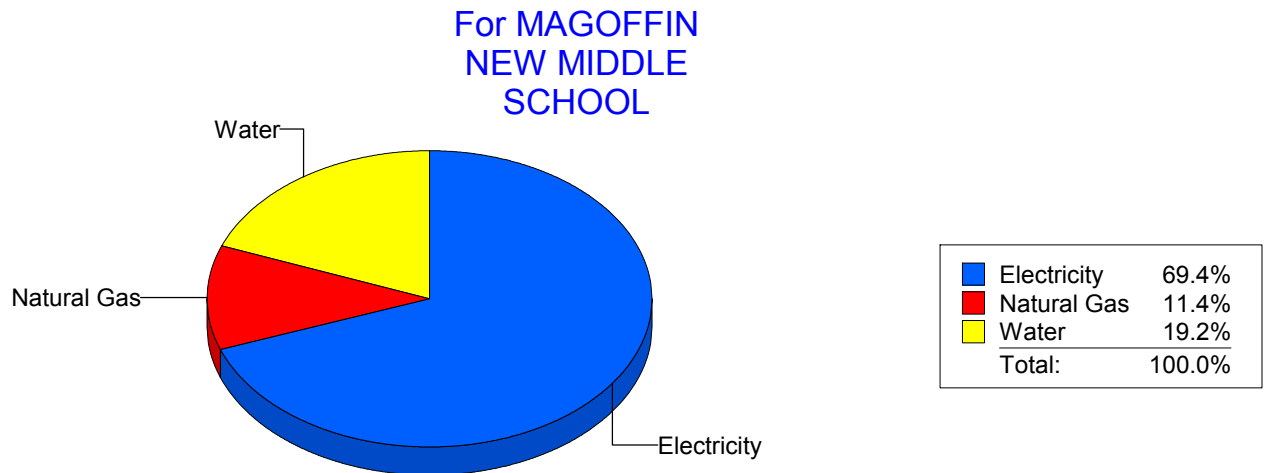
Energy CAP

Cost Avoidance Program

Cost Summary Graph

Grouped by Energy Type

Energy Type	Use	Units	Meter Cost	Special Charges	Total Cost	Avg Unit Cost	% of Total Cost
Site: MAGOFFINMIDDLESCHOOLN047 - MAGOFFIN NEW MIDDLE SCHOOL							
Electricity	105,400	KWH	\$9,668.36	\$0.00	\$9,668.36	0.0917	69.41%
Natural Gas	2,960	CCF	\$1,588.37	\$0.00	\$1,588.37	0.5366	11.40%
Water	723	CCF	\$2,673.51	\$0.00	\$2,673.51	3.6978	19.19%
Total Cost:			\$13,930.24	\$0.00	\$13,930.24		



Filters: Cost Center Name Not Equal To DoNotReport; Billing Period Equal To 201111All Meter CodesAll Group Names

elpaso

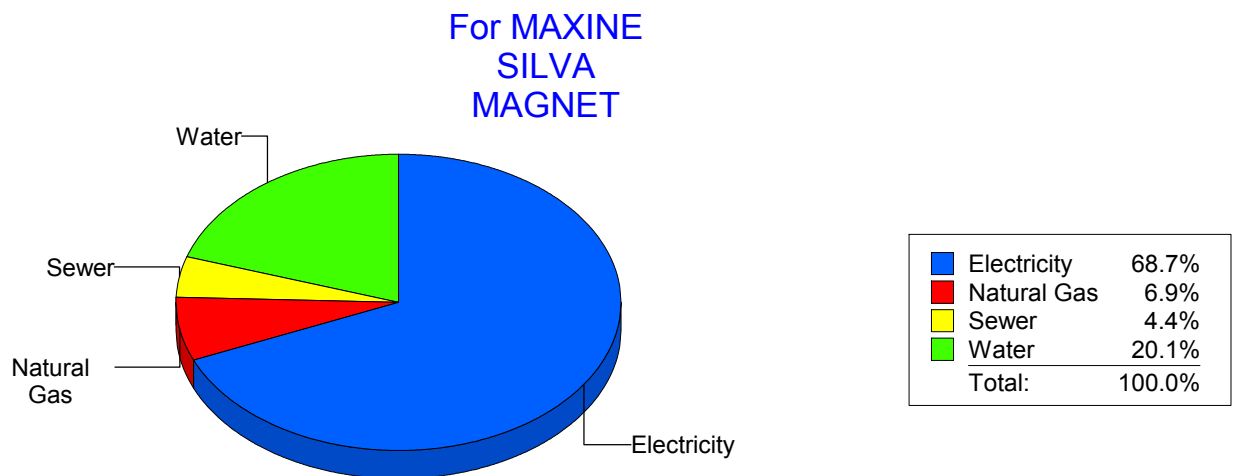
Energy CAP

Cost Avoidance Program

Cost Summary Graph

Grouped by Energy Type

Energy Type	Use	Units	Meter Cost	Special Charges	Total Cost	Avg Unit Cost	% of Total Cost
Site: MAXINE SILVA MAGNET - MAXINE SILVA MAGNET							
Electricity	50,700	KWH	\$5,330.62	\$0.00	\$5,330.62	0.1051	68.71%
Natural Gas	947	CCF	\$532.38	\$0.00	\$532.38	0.5622	6.86%
Water	527	CCF	\$1,556.80	\$0.00	\$1,556.80	2.9541	20.07%
Sewer	158	CCF	\$338.27	\$0.00	\$338.27	2.1409	4.36%
Total Cost:			\$7,758.07	\$0.00	\$7,758.07		



Filters: Cost Center Name Not Equal To DoNotReport; Billing Period Equal To 201111All Meter CodesAll Group Names

elpaso

Energy CAP

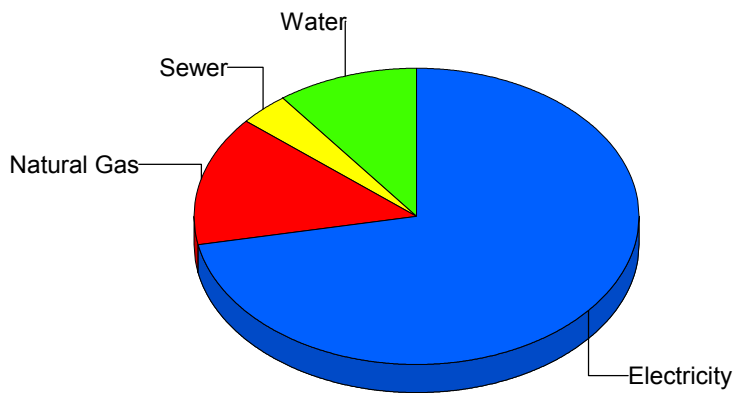
Cost Avoidance Program

Cost Summary Graph

Grouped by Energy Type

Energy Type	Use	Units	Meter Cost	Special Charges	Total Cost	Avg Unit Cost	% of Total Cost
Site: MESITA ELEMENTARY - MESITA ELEMENTARY							
Electricity	62,640	KWH	\$7,071.36	\$0.00	\$7,071.36	0.1129	71.94%
Natural Gas	2,530	CCF	\$1,399.81	\$0.00	\$1,399.81	0.5533	14.24%
Water	281	CCF	\$1,023.78	\$0.00	\$1,023.78	3.6433	10.41%
Sewer	97	CCF	\$335.14	\$0.00	\$335.14	3.4551	3.41%
Total Cost:			\$9,830.09	\$0.00	\$9,830.09		

For MESITA
ELEMENTARY



Electricity	71.9%
Natural Gas	14.2%
Sewer	3.4%
Water	10.4%
Total:	100.0%

Filters: Cost Center Name Not Equal To DoNotReport; Billing Period Equal To 201111All Meter CodesAll Group Names

elpaso

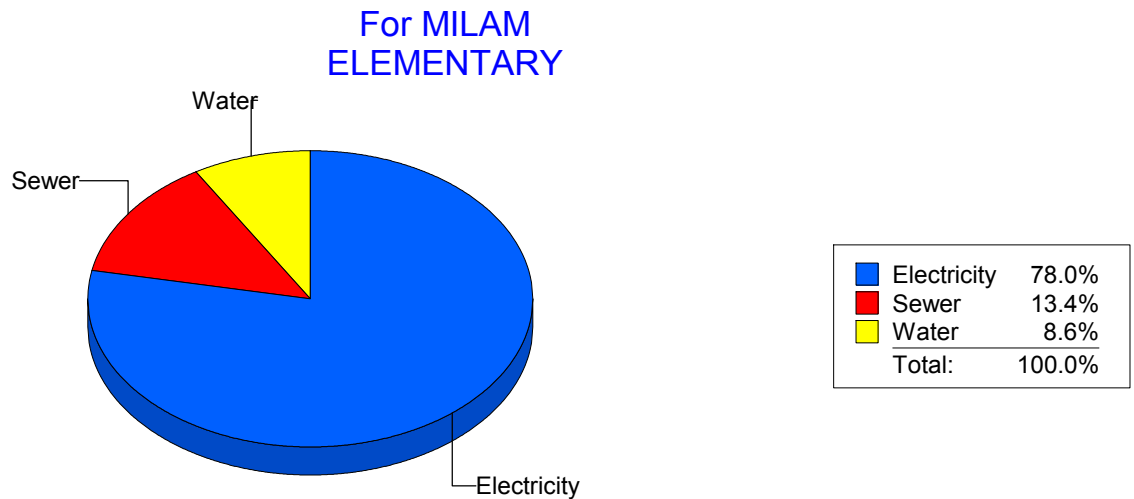
Energy CAP

Cost Avoidance Program

Cost Summary Graph

Grouped by Energy Type

Energy Type	Use	Units	Meter Cost	Special Charges	Total Cost	Avg Unit Cost	% of Total Cost
Site: MILAM ELEMENTARY - MILAM ELEMENTARY							
Electricity	18,840	KWH	\$2,283.13	\$0.00	\$2,283.13	0.1212	78.03%
Water	87	CCF	\$251.34	\$0.00	\$251.34	2.8890	8.59%
Sewer	200	CCF	\$391.61	\$0.00	\$391.61	1.9581	13.38%
Total Cost:			\$2,926.08	\$0.00	\$2,926.08		



Filters: Cost Center Name Not Equal To DoNotReport; Billing Period Equal To 201111All Meter CodesAll Group Names

elpaso

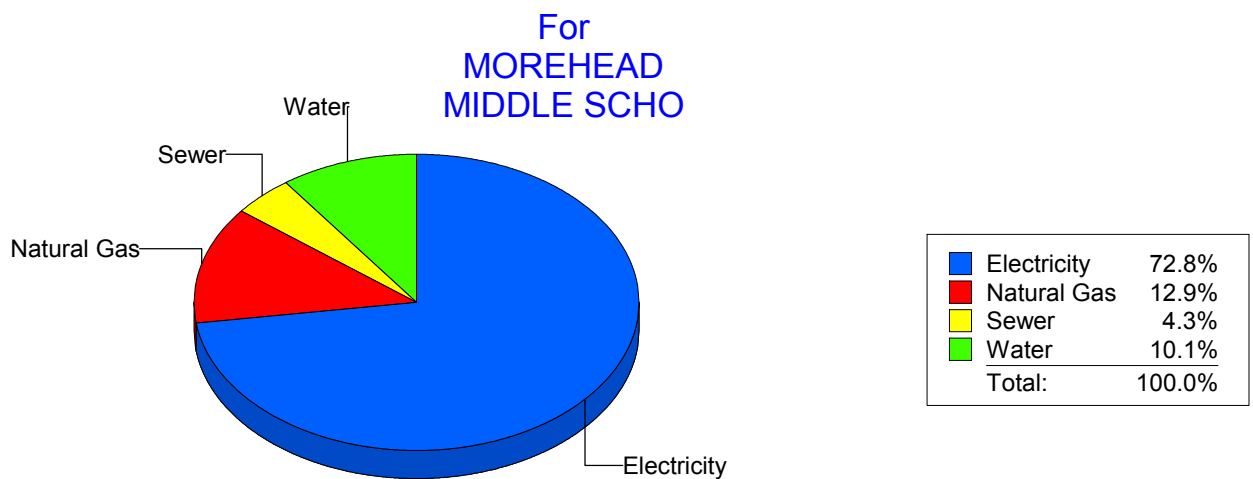
Energy CAP

Cost Avoidance Program

Cost Summary Graph

Grouped by Energy Type

Energy Type	Use	Units	Meter Cost	Special Charges	Total Cost	Avg Unit Cost	% of Total Cost
Site: MOREHEAD MIDDLE SCHO - MOREHEAD MIDDLE SCHO							
Electricity	84,207	KWH	\$8,235.13	\$0.00	\$8,235.13	0.0978	72.75%
Natural Gas	2,713	CCF	\$1,458.78	\$0.00	\$1,458.78	0.5377	12.89%
Water	853	CCF	\$1,143.29	\$0.00	\$1,143.29	1.3403	10.10%
Sewer	213	CCF	\$482.46	\$0.00	\$482.46	2.2651	4.26%
Total Cost:			\$11,319.66	\$0.00	\$11,319.66		



Filters: Cost Center Name Not Equal To DoNotReport; Billing Period Equal To 201111All Meter CodesAll Group Names

elpaso

Energy CAP

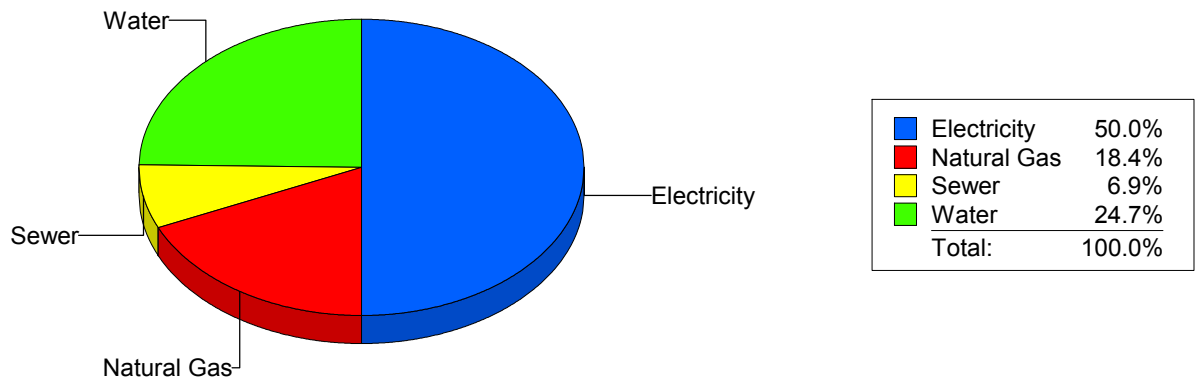
Cost Avoidance Program

Cost Summary Graph

Grouped by Energy Type

Energy Type	Use	Units	Meter Cost	Special Charges	Total Cost	Avg Unit Cost	% of Total Cost
Site: NEWMAN ELEMENTARY - NEWMAN ELEMENTARY							
Electricity	21,625	KWH	\$2,740.90	\$0.00	\$2,740.90	0.1267	50.02%
Natural Gas	1,734	CCF	\$1,010.90	\$0.00	\$1,010.90	0.5830	18.45%
Water	463	CCF	\$1,352.15	\$0.00	\$1,352.15	2.9204	24.68%
Sewer	208	CCF	\$375.88	\$0.00	\$375.88	1.8071	6.86%
Total Cost:			\$5,479.83	\$0.00	\$5,479.83		

For NEWMAN
ELEMENTARY



Filters: Cost Center Name Not Equal To DoNotReport; Billing Period Equal To 201111All Meter CodesAll Group Names

elpaso

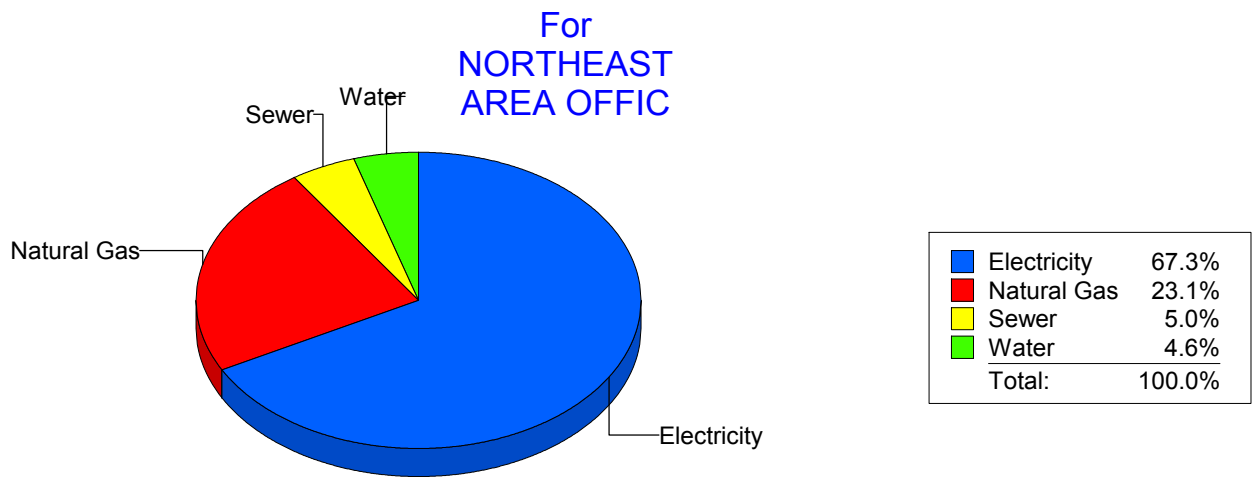
Energy CAP

Cost Avoidance Program

Cost Summary Graph

Grouped by Energy Type

Energy Type	Use	Units	Meter Cost	Special Charges	Total Cost	Avg Unit Cost	% of Total Cost
Site: NORTHEAST AREA OFFIC - NORTHEAST AREA OFFIC							
Electricity	7,920	KWH	\$774.35	\$0.00	\$774.35	0.0978	67.32%
Natural Gas	275	CCF	\$265.93	\$0.00	\$265.93	0.9670	23.12%
Water	7	CCF	\$52.95	\$0.00	\$52.95	7.5643	4.60%
Sewer	13	CCF	\$56.95	\$0.00	\$56.95	4.3808	4.95%
Total Cost:			\$1,150.18	\$0.00	\$1,150.18		



Filters: Cost Center Name Not Equal To DoNotReport; Billing Period Equal To 201111All Meter CodesAll Group Names

elpaso


Energy CAP

Cost Avoidance Program

Cost Summary Graph

Grouped by Energy Type

Energy Type	Use	Units	Meter Cost	Special Charges	Total Cost	Avg Unit Cost	% of Total Cost
Site: NORTHEAST AREA TRANS - NORTHEAST AREA TRANS							
Electricity	5,388	KWH	\$482.33	\$0.00	\$482.33	0.0895	34.75%
Natural Gas	576	CCF	\$369.19	\$0.00	\$369.19	0.6410	26.60%
Water	58	CCF	\$277.58	\$0.00	\$277.58	4.7859	20.00%
Sewer	37	CCF	\$258.94	\$0.00	\$258.94	6.9984	18.66%
Total Cost:			\$1,388.04	\$0.00	\$1,388.04		



Filters: Cost Center Name Not Equal To DoNotReport; Billing Period Equal To 201111All Meter CodesAll Group Names

elpaso

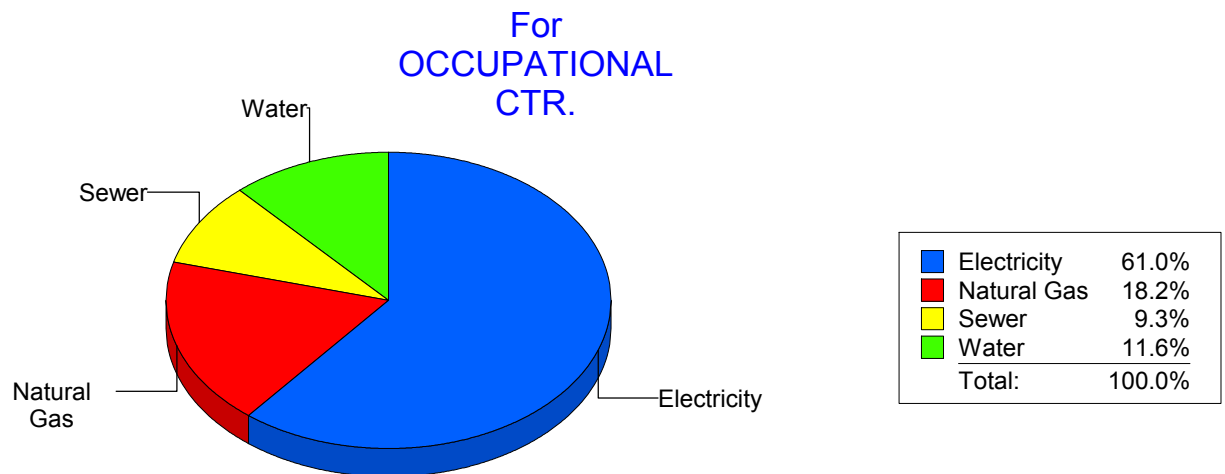
Energy CAP

Cost Avoidance Program

Cost Summary Graph

Grouped by Energy Type

Energy Type	Use	Units	Meter Cost	Special Charges	Total Cost	Avg Unit Cost	% of Total Cost
Site: OCCUPATIONAL CTR. - OCCUPATIONAL CTR.							
Electricity	4,300	KWH	\$483.29	\$0.00	\$483.29	0.1124	60.96%
Natural Gas	218	CCF	\$144.18	\$0.00	\$144.18	0.6614	18.19%
Water	14	CCF	\$91.68	\$0.00	\$91.68	6.5486	11.56%
Sewer	19	CCF	\$73.61	\$0.00	\$73.61	3.8742	9.29%
Total Cost:			\$792.76	\$0.00	\$792.76		



Filters: Cost Center Name Not Equal To DoNotReport; Billing Period Equal To 201111All Meter CodesAll Group Names

elpaso

Energy CAP

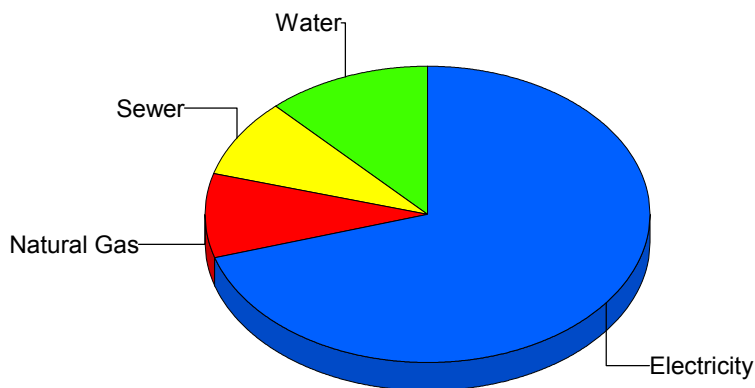
Cost Avoidance Program

Cost Summary Graph

Grouped by Energy Type

Energy Type	Use	Units	Meter Cost	Special Charges	Total Cost	Avg Unit Cost	% of Total Cost
Site: PARK ELEMENTARY - PARK ELEMENTARY							
Electricity	25,808	KWH	\$3,494.45	\$0.00	\$3,494.45	0.1354	70.39%
Natural Gas	651	CCF	\$442.50	\$0.00	\$442.50	0.6797	8.91%
Water	260	CCF	\$599.17	\$0.00	\$599.17	2.3045	12.07%
Sewer	200	CCF	\$427.96	\$0.00	\$427.96	2.1398	8.62%
Total Cost:			\$4,964.08	\$0.00	\$4,964.08		

For PARK
ELEMENTARY



Electricity	70.4%
Natural Gas	8.9%
Sewer	8.6%
Water	12.1%
Total:	100.0%

Filters: Cost Center Name Not Equal To DoNotReport; Billing Period Equal To 201111All Meter CodesAll Group Names

elpaso

Energy CAP

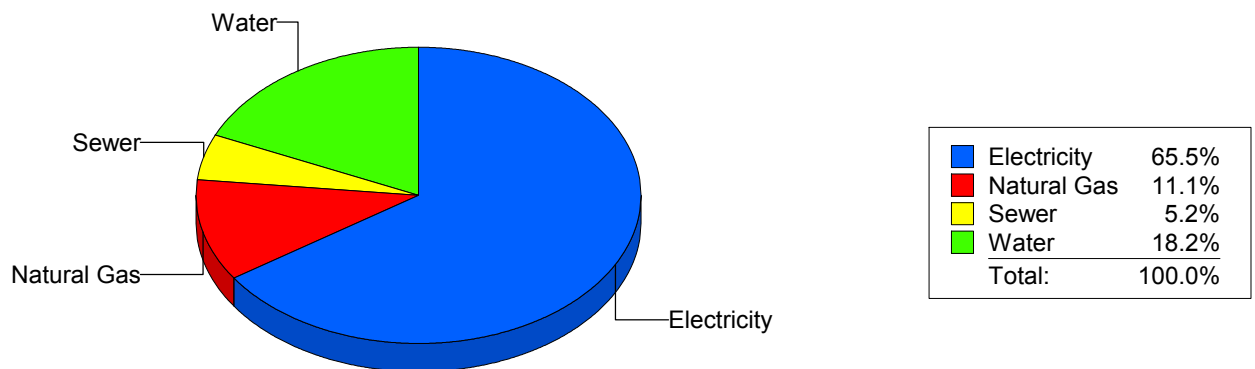
Cost Avoidance Program

Cost Summary Graph

Grouped by Energy Type

Energy Type	Use	Units	Meter Cost	Special Charges	Total Cost	Avg Unit Cost	% of Total Cost
Site: PAUL MORENO - PAUL MORENO							
Electricity	48,000	KWH	\$5,488.41	\$0.00	\$5,488.41	0.1143	65.48%
Natural Gas	1,642	CCF	\$926.59	\$0.00	\$926.59	0.5643	11.06%
Water	414	CCF	\$1,528.05	\$0.00	\$1,528.05	3.6909	18.23%
Sewer	198	CCF	\$438.55	\$0.00	\$438.55	2.2149	5.23%
Total Cost:			\$8,381.60	\$0.00	\$8,381.60		

For PAUL
MORENO



Filters: Cost Center Name Not Equal To DoNotReport; Billing Period Equal To 201111All Meter CodesAll Group Names

elpaso

Energy CAP

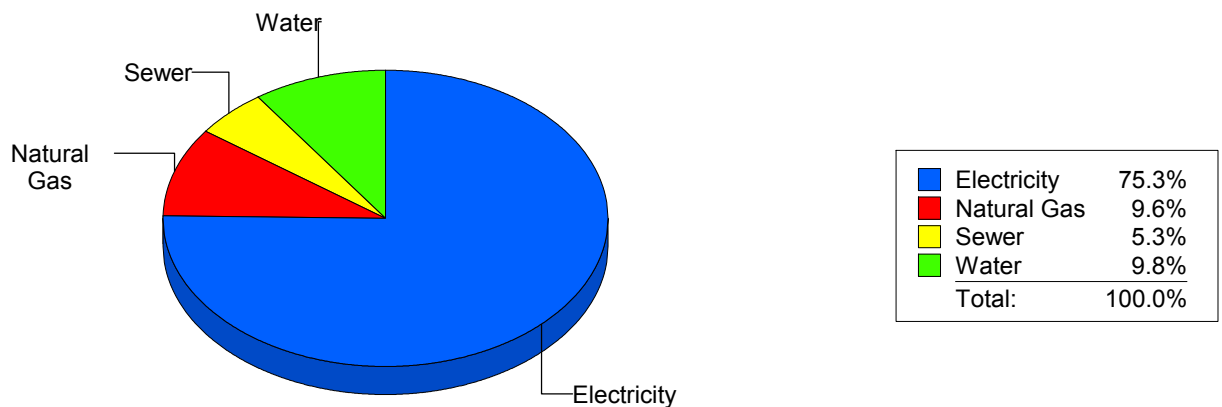
Cost Avoidance Program

Cost Summary Graph

Grouped by Energy Type

Energy Type	Use	Units	Meter Cost	Special Charges	Total Cost	Avg Unit Cost	% of Total Cost
Site: POLK ELEMENTARY - POLK ELEMENTARY							
Electricity	29,870	KWH	\$4,006.01	\$0.00	\$4,006.01	0.1341	75.34%
Natural Gas	831	CCF	\$508.53	\$0.00	\$508.53	0.6119	9.56%
Water	226	CCF	\$519.19	\$0.00	\$519.19	2.2973	9.76%
Sewer	115	CCF	\$283.66	\$0.00	\$283.66	2.4666	5.33%
Total Cost:			\$5,317.39	\$0.00	\$5,317.39		

For POLK
ELEMENTARY



Filters: Cost Center Name Not Equal To DoNotReport; Billing Period Equal To 201111All Meter CodesAll Group Names

elpaso

Energy CAP

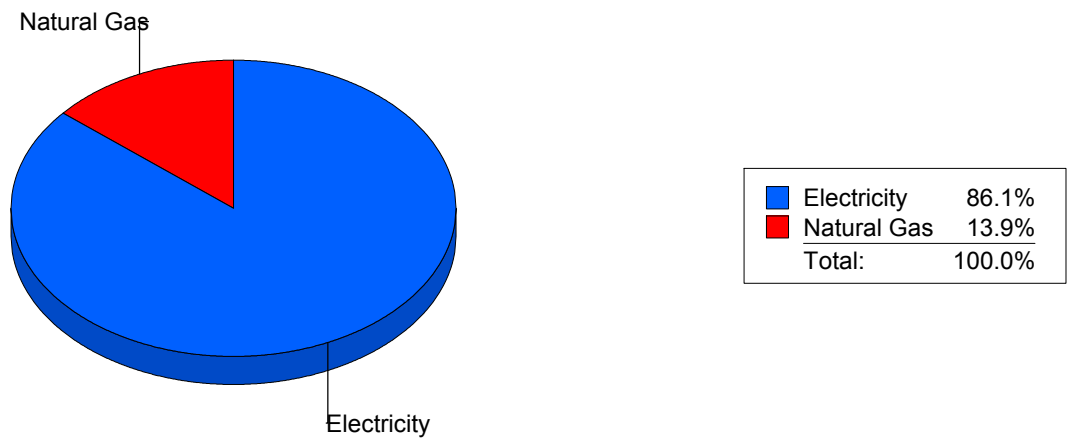
Cost Avoidance Program

Cost Summary Graph

Grouped by Energy Type

Energy Type	Use	Units	Meter Cost	Special Charges	Total Cost	Avg Unit Cost	% of Total Cost
Site: POWELL - POWELL							
Electricity	39,480	KWH	\$4,849.46	\$0.00	\$4,849.46	0.1228	86.09%
Natural Gas	1,426	CCF	\$783.66	\$0.00	\$783.66	0.5496	13.91%
Total Cost:			\$5,633.12	\$0.00	\$5,633.12		

For POWELL



Filters: Cost Center Name Not Equal To DoNotReport; Billing Period Equal To 201111All Meter CodesAll Group Names

elpaso

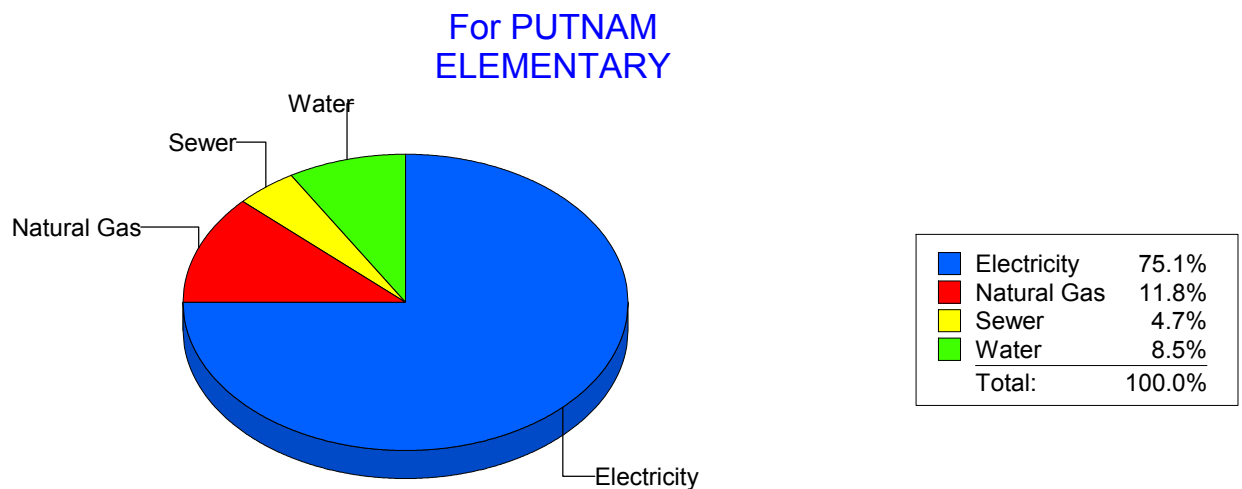
Energy CAP

Cost Avoidance Program

Cost Summary Graph

Grouped by Energy Type

Energy Type	Use	Units	Meter Cost	Special Charges	Total Cost	Avg Unit Cost	% of Total Cost
Site: PUTNAM ELEMENTARY - PUTNAM ELEMENTARY							
Electricity	30,131	KWH	\$3,751.84	\$0.00	\$3,751.84	0.1245	75.05%
Natural Gas	995	CCF	\$590.11	\$0.00	\$590.11	0.5931	11.80%
Water	205	CCF	\$424.19	\$0.00	\$424.19	2.0692	8.49%
Sewer	126	CCF	\$232.74	\$0.00	\$232.74	1.8471	4.66%
Total Cost:			\$4,998.88	\$0.00	\$4,998.88		



Filters: Cost Center Name Not Equal To DoNotReport; Billing Period Equal To 201111All Meter CodesAll Group Names

elpaso

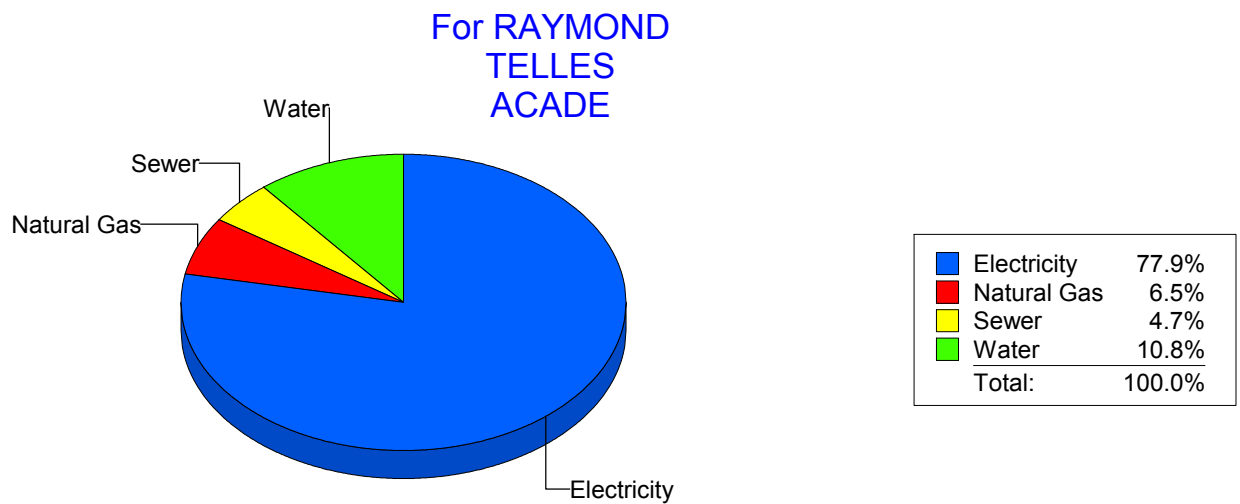
Energy CAP

Cost Avoidance Program

Cost Summary Graph

Grouped by Energy Type

Energy Type	Use	Units	Meter Cost	Special Charges	Total Cost	Avg Unit Cost	% of Total Cost
Site: RAYMOND TELLES ACADE - RAYMOND TELLES ACADE							
Electricity	33,400	KWH	\$3,892.34	\$0.00	\$3,892.34	0.1165	77.95%
Natural Gas	549	CCF	\$323.58	\$0.00	\$323.58	0.5894	6.48%
Water	191	CCF	\$540.97	\$0.00	\$540.97	2.8323	10.83%
Sewer	78	CCF	\$236.67	\$0.00	\$236.67	3.0342	4.74%
Total Cost:			\$4,993.56	\$0.00	\$4,993.56		



Filters: Cost Center Name Not Equal To DoNotReport; Billing Period Equal To 201111All Meter CodesAll Group Names

elpaso

Energy CAP

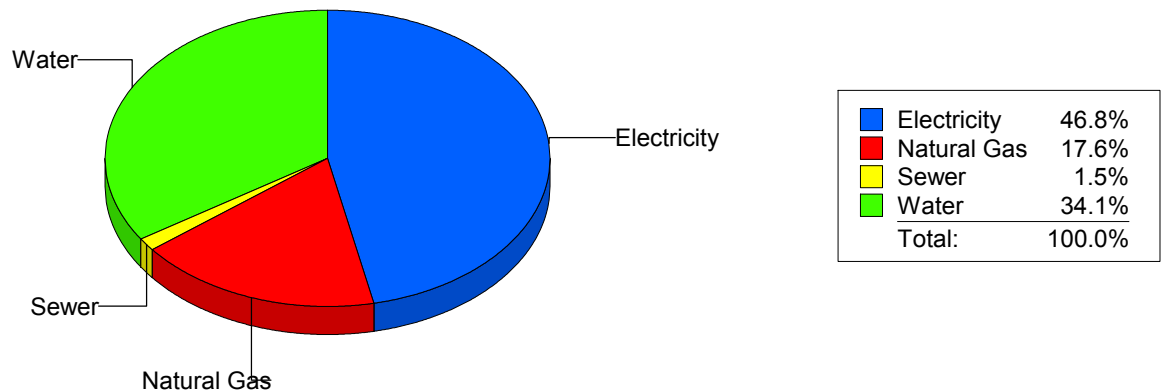
Cost Avoidance Program

Cost Summary Graph

Grouped by Energy Type

Energy Type	Use	Units	Meter Cost	Special Charges	Total Cost	Avg Unit Cost	% of Total Cost
Site: RICHARDSON MIDDLE - RICHARDSON MIDDLE							
Electricity	76,800	KWH	\$8,532.15	\$0.00	\$8,532.15	0.1111	46.76%
Natural Gas	6,123	CCF	\$3,215.77	\$0.00	\$3,215.77	0.5252	17.62%
Water	1,325	CCF	\$6,223.53	\$0.00	\$6,223.53	4.6970	34.11%
Sewer	108	CCF	\$274.77	\$0.00	\$274.77	2.5442	1.51%
Total Cost:			\$18,246.22	\$0.00	\$18,246.22		

For
RICHARDSON
MIDDLE



Filters: Cost Center Name Not Equal To DoNotReport; Billing Period Equal To 201111All Meter CodesAll Group Names

elpaso

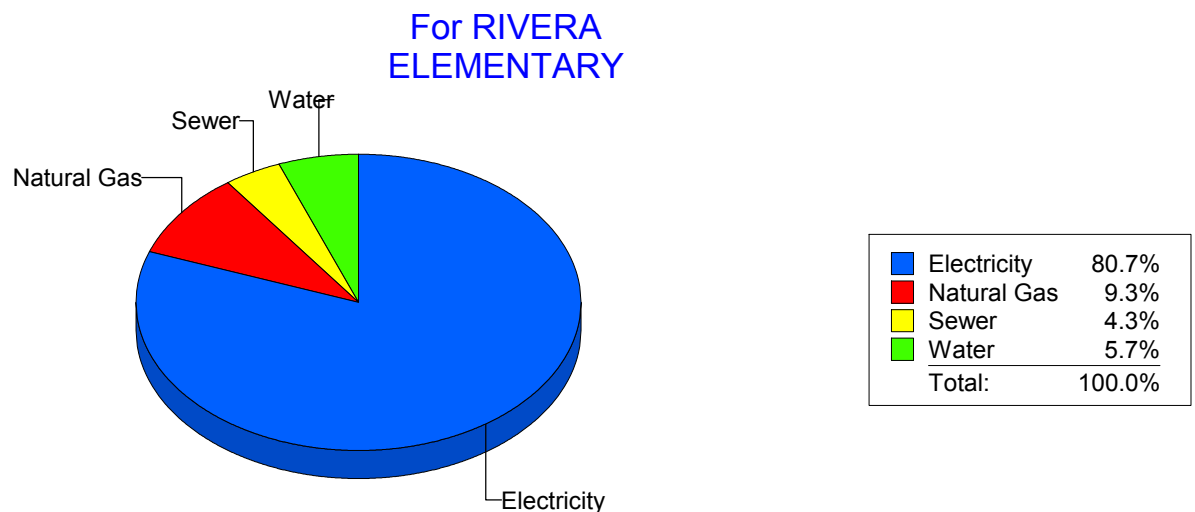
Energy CAP

Cost Avoidance Program

Cost Summary Graph

Grouped by Energy Type

Energy Type	Use	Units	Meter Cost	Special Charges	Total Cost	Avg Unit Cost	% of Total Cost
Site: RIVERA ELEMENTARY - RIVERA ELEMENTARY							
Electricity	46,500	KWH	\$5,782.24	\$0.00	\$5,782.24	0.1243	80.69%
Natural Gas	1,141	CCF	\$668.75	\$0.00	\$668.75	0.5861	9.33%
Water	153	CCF	\$409.67	\$0.00	\$409.67	2.6776	5.72%
Sewer	132	CCF	\$305.25	\$0.00	\$305.25	2.3125	4.26%
Total Cost:			\$7,165.91	\$0.00	\$7,165.91		



Filters: Cost Center Name Not Equal To DoNotReport; Billing Period Equal To 201111All Meter CodesAll Group Names

elpaso

Energy CAP

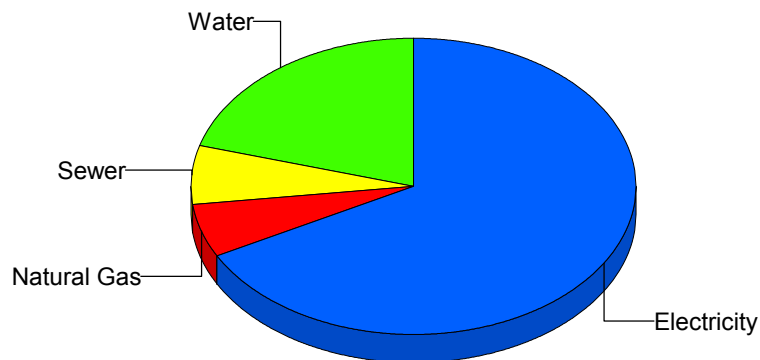
Cost Avoidance Program

Cost Summary Graph

Grouped by Energy Type

Energy Type	Use	Units	Meter Cost	Special Charges	Total Cost	Avg Unit Cost	% of Total Cost
Site: ROBERTS ELEMENTARY - ROBERTS ELEMENTARY							
Electricity	40,285	KWH	\$3,958.81	\$0.00	\$3,958.81	0.0983	67.33%
Natural Gas	510	CCF	\$331.15	\$0.00	\$331.15	0.6493	5.63%
Water	490	CCF	\$1,202.24	\$0.00	\$1,202.24	2.4536	20.45%
Sewer	189	CCF	\$387.75	\$0.00	\$387.75	2.0516	6.59%
Total Cost:			\$5,879.95	\$0.00	\$5,879.95		

For ROBERTS
ELEMENTARY



Electricity	67.3%
Natural Gas	5.6%
Sewer	6.6%
Water	20.4%
Total:	100.0%

Filters: Cost Center Name Not Equal To DoNotReport; Billing Period Equal To 201111All Meter CodesAll Group Names

elpaso

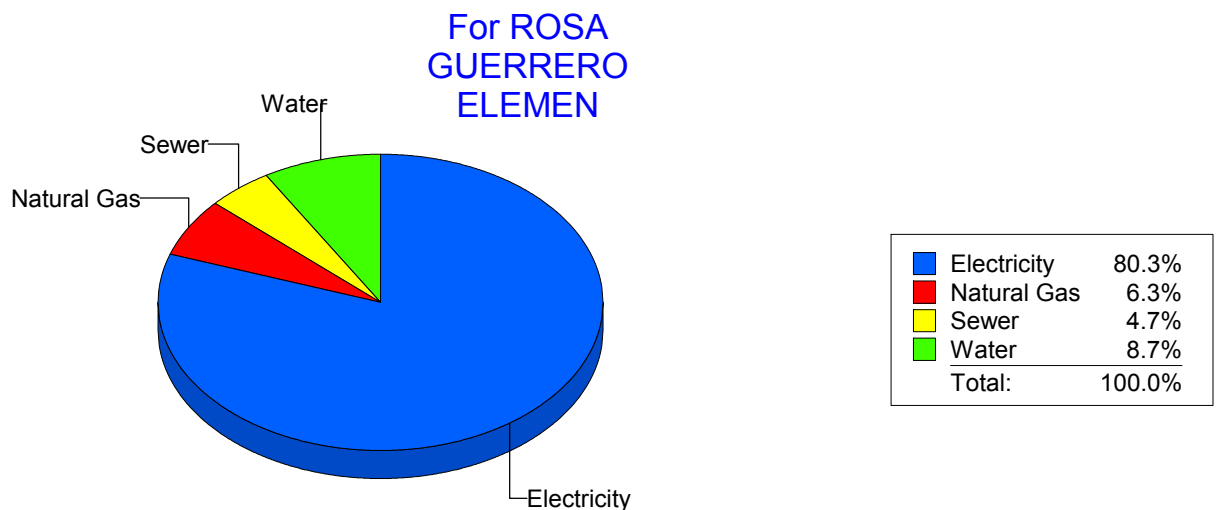
Energy CAP

Cost Avoidance Program

Cost Summary Graph

Grouped by Energy Type

Energy Type	Use	Units	Meter Cost	Special Charges	Total Cost	Avg Unit Cost	% of Total Cost
Site: ROSA GUERRERO ELEMEN - ROSA GUERRERO ELEMEN							
Electricity	40,540	KWH	\$5,669.69	\$0.00	\$5,669.69	0.1399	80.31%
Natural Gas	719	CCF	\$445.41	\$0.00	\$445.41	0.6195	6.31%
Water	369	CCF	\$613.15	\$0.00	\$613.15	1.6617	8.68%
Sewer	104	CCF	\$331.93	\$0.00	\$331.93	3.1916	4.70%
Total Cost:			\$7,060.18	\$0.00	\$7,060.18		



Filters: Cost Center Name Not Equal To DoNotReport; Billing Period Equal To 201111All Meter CodesAll Group Names

elpaso

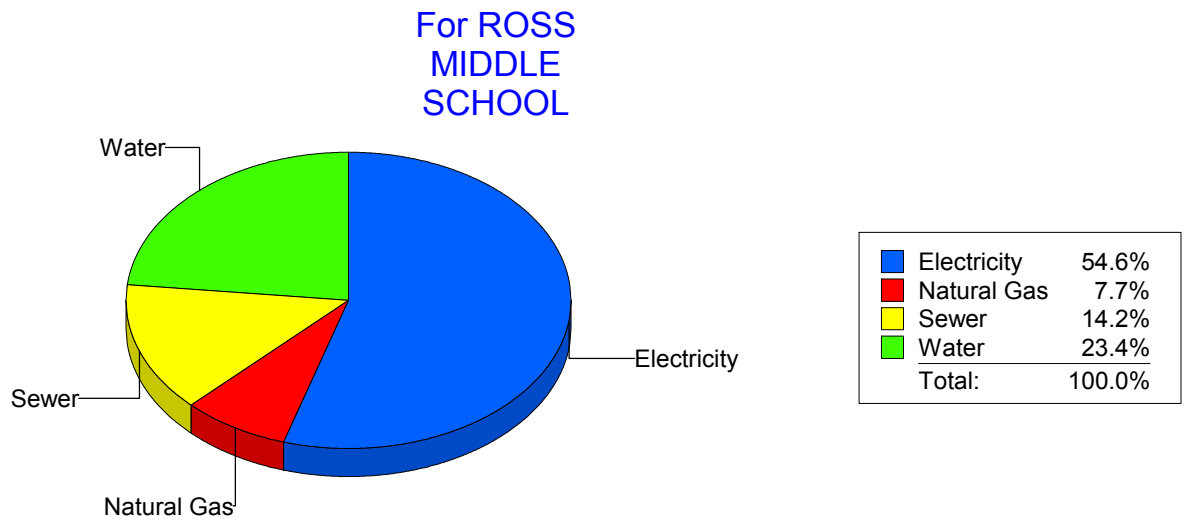
Energy CAP

Cost Avoidance Program

Cost Summary Graph

Grouped by Energy Type

Energy Type	Use	Units	Meter Cost	Special Charges	Total Cost	Avg Unit Cost	% of Total Cost
Site: ROSS MIDDLE SCHOOL - ROSS MIDDLE SCHOOL							
Electricity	40,169	KWH	\$5,056.02	\$0.00	\$5,056.02	0.1259	54.64%
Natural Gas	1,297	CCF	\$715.98	\$0.00	\$715.98	0.5520	7.74%
Water	1,407	CCF	\$2,165.34	\$0.00	\$2,165.34	1.5390	23.40%
Sewer	928	CCF	\$1,316.17	\$0.00	\$1,316.17	1.4183	14.22%
Total Cost:			\$9,253.51	\$0.00	\$9,253.51		



Filters: Cost Center Name Not Equal To DoNotReport; Billing Period Equal To 201111All Meter CodesAll Group Names

elpaso

Energy CAP

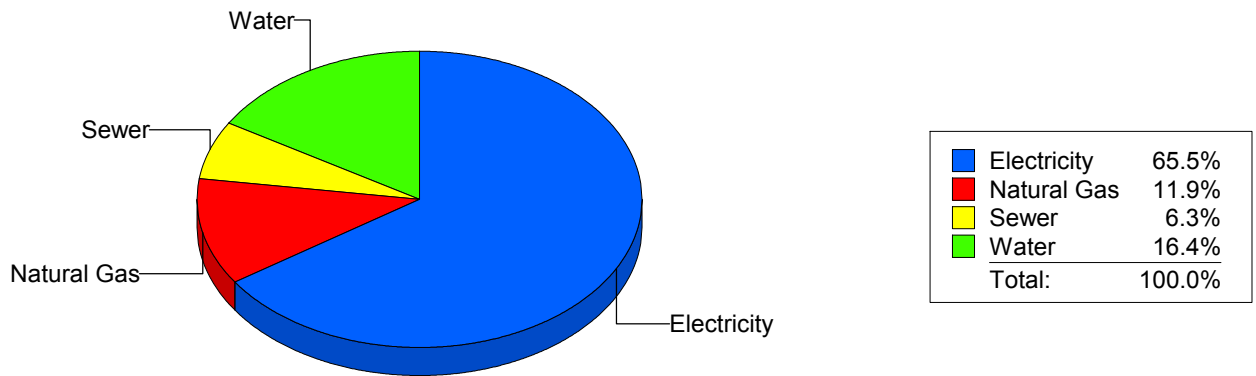
Cost Avoidance Program

Cost Summary Graph

Grouped by Energy Type

Energy Type	Use	Units	Meter Cost	Special Charges	Total Cost	Avg Unit Cost	% of Total Cost
Site: RUSK ELEMENTARY - RUSK ELEMENTARY							
Electricity	24,661	KWH	\$3,035.21	\$0.00	\$3,035.21	0.1231	65.47%
Natural Gas	866	CCF	\$550.04	\$0.00	\$550.04	0.6352	11.86%
Water	296	CCF	\$758.75	\$0.00	\$758.75	2.5633	16.37%
Sewer	124	CCF	\$292.07	\$0.00	\$292.07	2.3554	6.30%
Total Cost:			\$4,636.07	\$0.00	\$4,636.07		

For RUSK
ELEMENTARY



Filters: Cost Center Name Not Equal To DoNotReport; Billing Period Equal To 201111All Meter CodesAll Group Names

elpaso

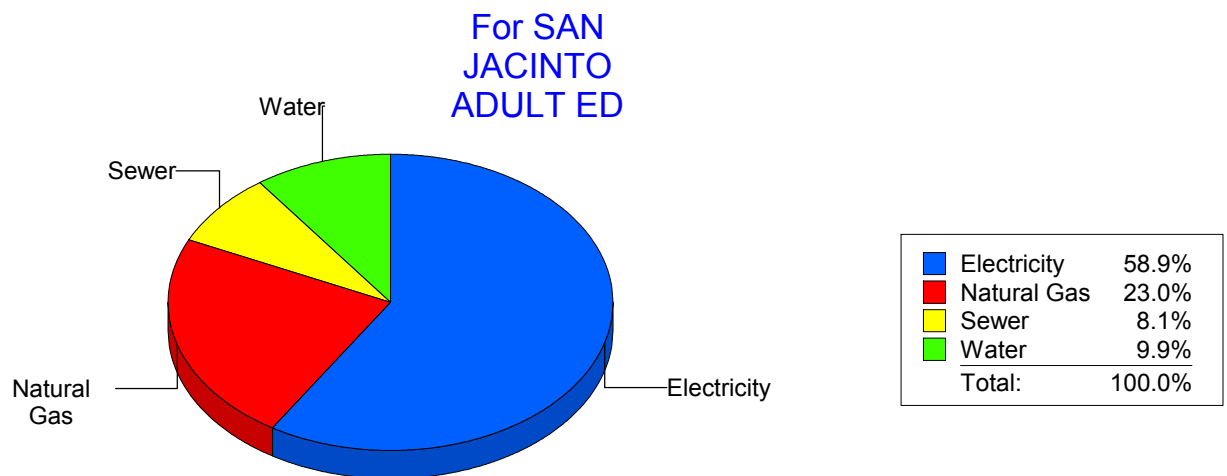
Energy CAP

Cost Avoidance Program

Cost Summary Graph

Grouped by Energy Type

Energy Type	Use	Units	Meter Cost	Special Charges	Total Cost	Avg Unit Cost	% of Total Cost
Site: SAN JACINTO ADULT ED - SAN JACINTO ADULT ED							
Electricity	5,600	KWH	\$785.26	\$0.00	\$785.26	0.1402	58.94%
Natural Gas	517	CCF	\$306.78	\$0.00	\$306.78	0.5934	23.03%
Water	48	CCF	\$132.23	\$0.00	\$132.23	2.7548	9.93%
Sewer	36	CCF	\$107.96	\$0.00	\$107.96	2.9989	8.10%
Total Cost:			\$1,332.23	\$0.00	\$1,332.23		



Filters: Cost Center Name Not Equal To DoNotReport; Billing Period Equal To 201111All Meter CodesAll Group Names

elpaso

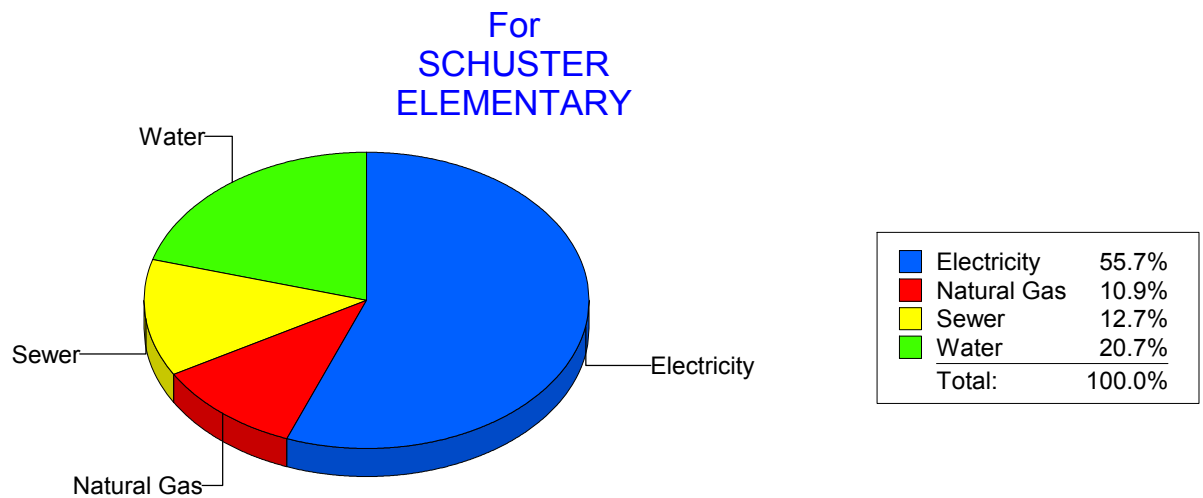
Energy CAP

Cost Avoidance Program

Cost Summary Graph

Grouped by Energy Type

Energy Type	Use	Units	Meter Cost	Special Charges	Total Cost	Avg Unit Cost	% of Total Cost
Site: SCHUSTER ELEMENTARY - SCHUSTER ELEMENTARY							
Electricity	17,360	KWH	\$1,738.39	\$0.00	\$1,738.39	0.1001	55.74%
Natural Gas	583	CCF	\$341.42	\$0.00	\$341.42	0.5856	10.95%
Water	401	CCF	\$644.08	\$0.00	\$644.08	1.6062	20.65%
Sewer	262	CCF	\$394.98	\$0.00	\$394.98	1.5076	12.66%
Total Cost:			\$3,118.87	\$0.00	\$3,118.87		



Filters: Cost Center Name Not Equal To DoNotReport; Billing Period Equal To 201111All Meter CodesAll Group Names

elpaso

Energy CAP

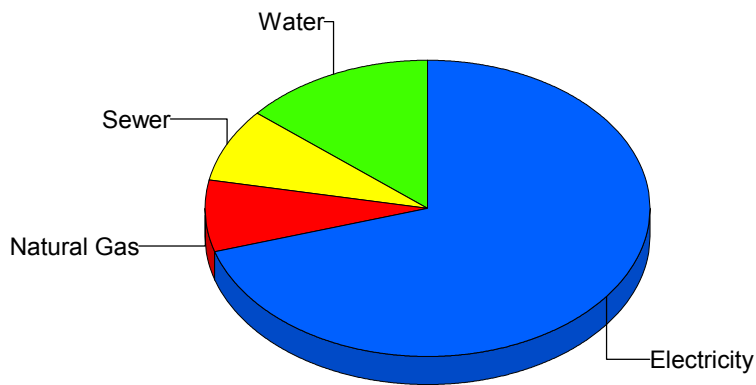
Cost Avoidance Program

Cost Summary Graph

Grouped by Energy Type

Energy Type	Use	Units	Meter Cost	Special Charges	Total Cost	Avg Unit Cost	% of Total Cost
Site: STANTON ELEMENTARY - STANTON ELEMENTARY							
Electricity	25,982	KWH	\$3,411.44	\$0.00	\$3,411.44	0.1313	70.34%
Natural Gas	1,013	CCF	\$381.10	\$0.00	\$381.10	0.3762	7.86%
Water	371	CCF	\$674.09	\$0.00	\$674.09	1.8170	13.90%
Sewer	214	CCF	\$383.50	\$0.00	\$383.50	1.7921	7.91%
Total Cost:			\$4,850.13	\$0.00	\$4,850.13		

For STANTON
ELEMENTARY



Electricity	70.3%
Natural Gas	7.9%
Sewer	7.9%
Water	13.9%
Total:	100.0%

Filters: Cost Center Name Not Equal To DoNotReport; Billing Period Equal To 201111All Meter CodesAll Group Names

elpaso

Energy CAP

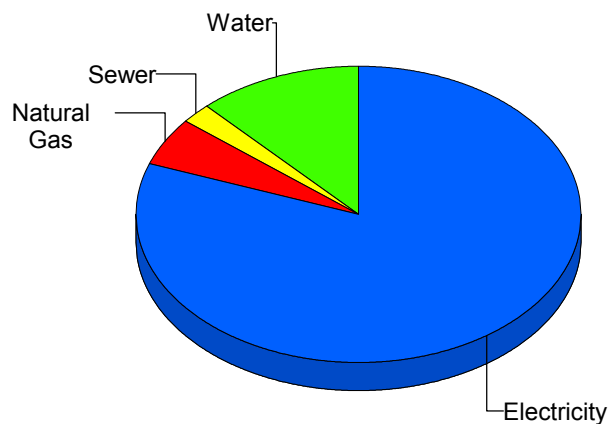
Cost Avoidance Program

Cost Summary Graph

Grouped by Energy Type

Energy Type	Use	Units	Meter Cost	Special Charges	Total Cost	Avg Unit Cost	% of Total Cost
Site: SUNSET HIGH - SUNSET HIGH							
Electricity	16,160	KWH	\$2,724.72	\$0.00	\$2,724.72	0.1686	80.48%
Natural Gas	292	CCF	\$184.46	\$0.00	\$184.46	0.6317	5.45%
Water	79	CCF	\$407.76	\$0.00	\$407.76	5.1615	12.04%
Sewer	5	CCF	\$68.59	\$0.00	\$68.59	13.7180	2.03%
Total Cost:			\$3,385.53	\$0.00	\$3,385.53		

For SUNSET HIGH



Electricity	80.5%
Natural Gas	5.4%
Sewer	2.0%
Water	12.0%
Total:	100.0%

Filters: Cost Center Name Not Equal To DoNotReport; Billing Period Equal To 201111All Meter CodesAll Group Names

el Paso

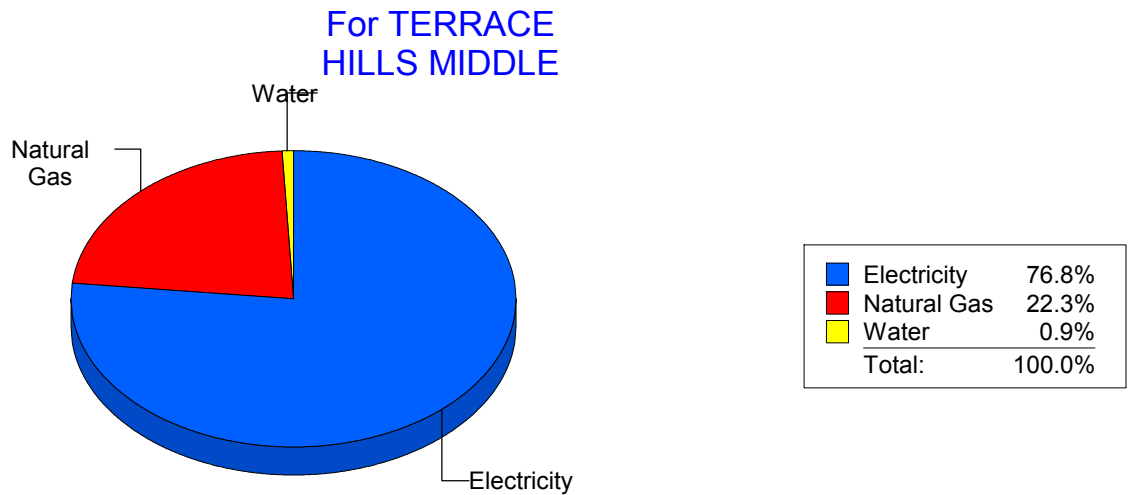
Energy CAP

Cost Avoidance Program

Cost Summary Graph

Grouped by Energy Type

Energy Type	Use	Units	Meter Cost	Special Charges	Total Cost	Avg Unit Cost	% of Total Cost
Site: TERRACE HILLS MIDDLE - TERRACE HILLS MIDDLE							
Electricity	29,400	KWH	\$2,982.44	\$0.00	\$2,982.44	0.1014	76.81%
Natural Gas	1,512	CCF	\$864.33	\$0.00	\$864.33	0.5716	22.26%
Water	0	CCF	\$36.36	\$0.00	\$36.36	0.0000	0.94%
Total Cost:			\$3,883.13	\$0.00	\$3,883.13		



Filters: Cost Center Name Not Equal To DoNotReport; Billing Period Equal To 201111All Meter CodesAll Group Names

elpaso

Energy CAP

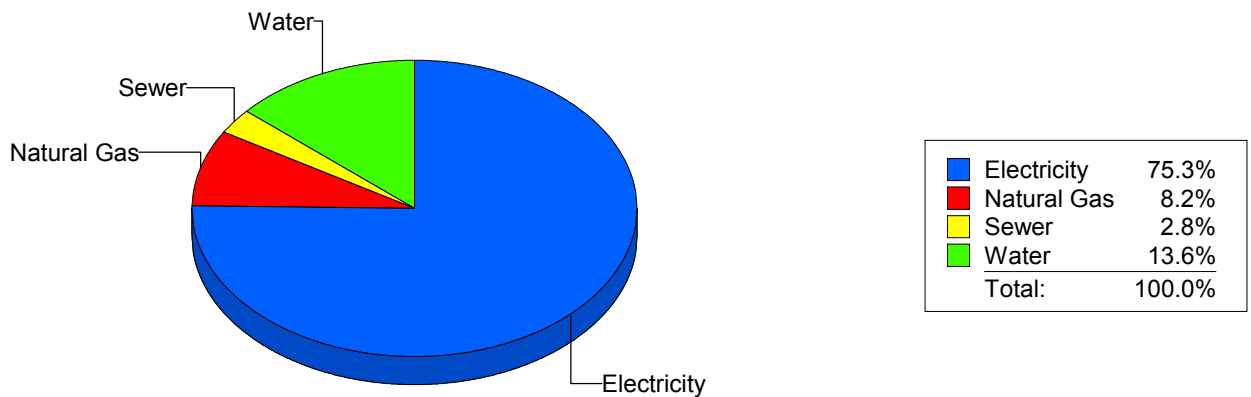
Cost Avoidance Program

Cost Summary Graph

Grouped by Energy Type

Energy Type	Use	Units	Meter Cost	Special Charges	Total Cost	Avg Unit Cost	% of Total Cost
Site: TIPPIN - TIPPIN ELEMENTARY							
Electricity	58,440	KWH	\$6,403.83	\$0.00	\$6,403.83	0.1096	75.29%
Natural Gas	1,269	CCF	\$701.29	\$0.00	\$701.29	0.5526	8.24%
Water	278	CCF	\$1,158.83	\$0.00	\$1,158.83	4.1685	13.62%
Sewer	82	CCF	\$241.75	\$0.00	\$241.75	2.9482	2.84%
Total Cost:			\$8,505.70	\$0.00	\$8,505.70		

For TIPPIN
ELEMENTARY



Filters: Cost Center Name Not Equal To DoNotReport; Billing Period Equal To 201111All Meter CodesAll Group Names

elpaso

Energy CAP

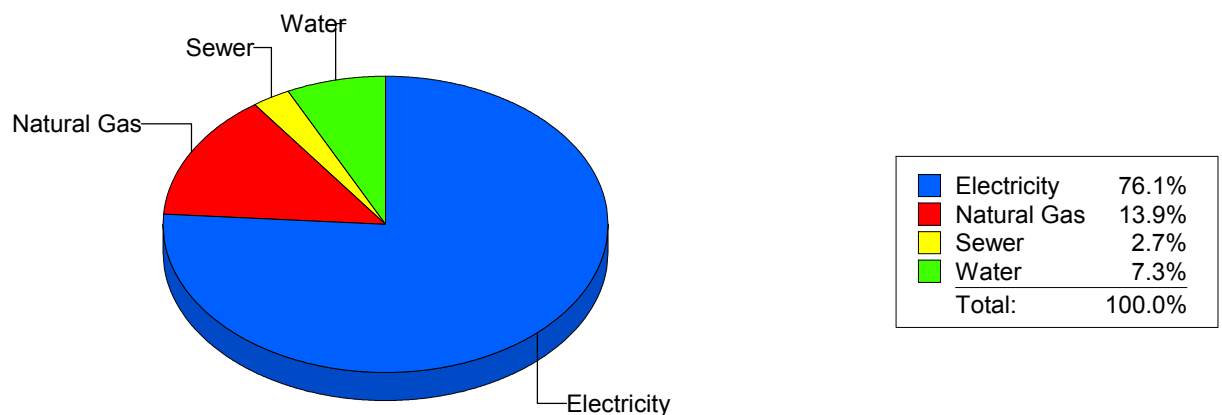
Cost Avoidance Program

Cost Summary Graph

Grouped by Energy Type

Energy Type	Use	Units	Meter Cost	Special Charges	Total Cost	Avg Unit Cost	% of Total Cost
Site: TOMLEA - TOM LEA							
Electricity	52,920	KWH	\$6,184.54	\$0.00	\$6,184.54	0.1169	76.14%
Natural Gas	2,091	CCF	\$1,132.50	\$0.00	\$1,132.50	0.5416	13.94%
Water	154	CCF	\$588.95	\$0.00	\$588.95	3.8244	7.25%
Sewer	62	CCF	\$216.35	\$0.00	\$216.35	3.4895	2.66%
Total Cost:			\$8,122.34	\$0.00	\$8,122.34		

For TOM LEA



Filters: Cost Center Name Not Equal To DoNotReport; Billing Period Equal To 201111All Meter CodesAll Group Names

elpaso

Energy CAP

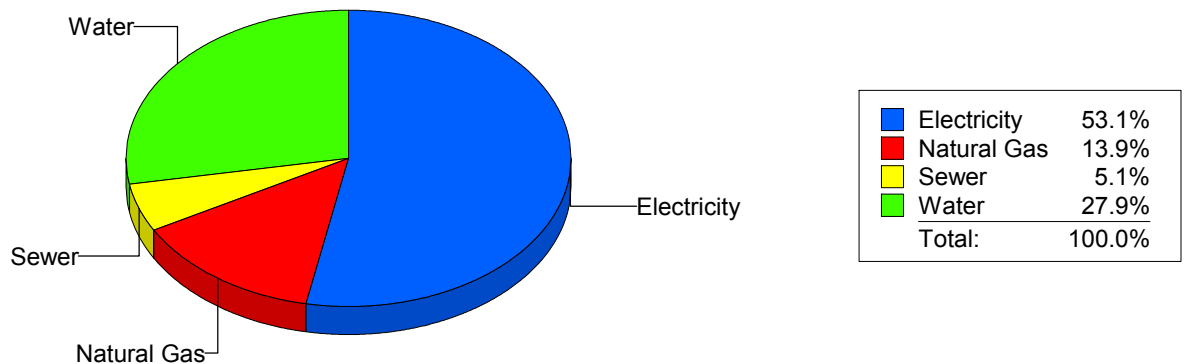
Cost Avoidance Program

Cost Summary Graph

Grouped by Energy Type

Energy Type	Use	Units	Meter Cost	Special Charges	Total Cost	Avg Unit Cost	% of Total Cost
Site: TRAVIS ELEMENTARY SC - TRAVIS ELEMENTARY SC							
Electricity	21,364	KWH	\$2,462.31	\$0.00	\$2,462.31	0.1153	53.07%
Natural Gas	1,092	CCF	\$644.88	\$0.00	\$644.88	0.5905	13.90%
Water	321	CCF	\$1,295.06	\$0.00	\$1,295.06	4.0345	27.91%
Sewer	99	CCF	\$237.45	\$0.00	\$237.45	2.3985	5.12%
Total Cost:			\$4,639.70	\$0.00	\$4,639.70		

For TRAVIS
ELEMENTARY
SC



Filters: Cost Center Name Not Equal To DoNotReport; Billing Period Equal To 201111All Meter CodesAll Group Names

elpaso

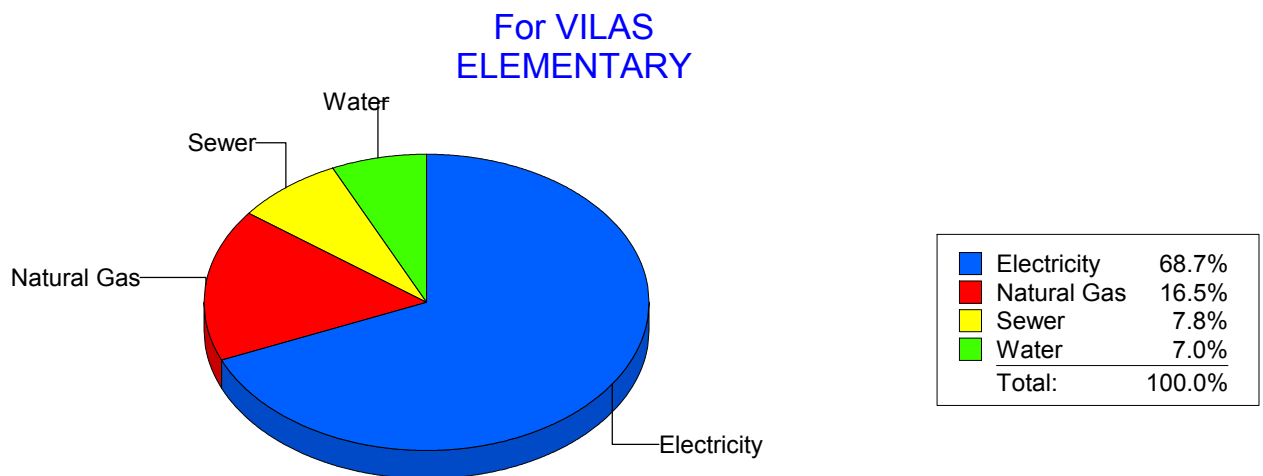
Energy CAP

Cost Avoidance Program

Cost Summary Graph

Grouped by Energy Type

Energy Type	Use	Units	Meter Cost	Special Charges	Total Cost	Avg Unit Cost	% of Total Cost
Site: VILAS ELEMENTARY - VILAS ELEMENTARY							
Electricity	29,036	KWH	\$3,960.74	\$0.00	\$3,960.74	0.1364	68.67%
Natural Gas	1,570	CCF	\$953.96	\$0.00	\$953.96	0.6076	16.54%
Water	96	CCF	\$406.27	\$0.00	\$406.27	4.2320	7.04%
Sewer	148	CCF	\$447.03	\$0.00	\$447.03	3.0205	7.75%
Total Cost:			\$5,768.00	\$0.00	\$5,768.00		



Filters: Cost Center Name Not Equal To DoNotReport; Billing Period Equal To 201111All Meter CodesAll Group Names

elpaso

Energy CAP

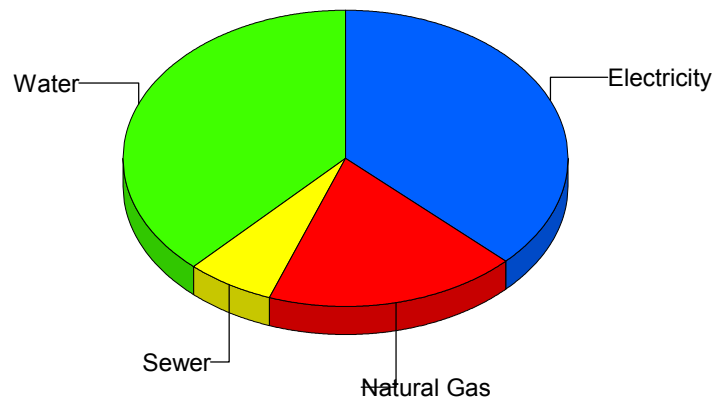
Cost Avoidance Program

Cost Summary Graph

Grouped by Energy Type

Energy Type	Use	Units	Meter Cost	Special Charges	Total Cost	Avg Unit Cost	% of Total Cost
Site: WAINWRIGHT ELEMENTAR - WAINWRIGHT ELEMENTAR							
Electricity	9,932	KWH	\$1,091.79	\$0.00	\$1,091.79	0.1099	37.15%
Natural Gas	840	CCF	\$542.12	\$0.00	\$542.12	0.6454	18.44%
Water	263	CCF	\$1,118.57	\$0.00	\$1,118.57	4.2531	38.06%
Sewer	41	CCF	\$186.66	\$0.00	\$186.66	4.5527	6.35%
Total Cost:			\$2,939.14	\$0.00	\$2,939.14		

For
WAINWRIGHT
ELEMENTAR



Electricity	37.1%
Natural Gas	18.4%
Sewer	6.4%
Water	38.1%
Total:	100.0%

Filters: Cost Center Name Not Equal To DoNotReport; Billing Period Equal To 201111All Meter CodesAll Group Names

elpaso

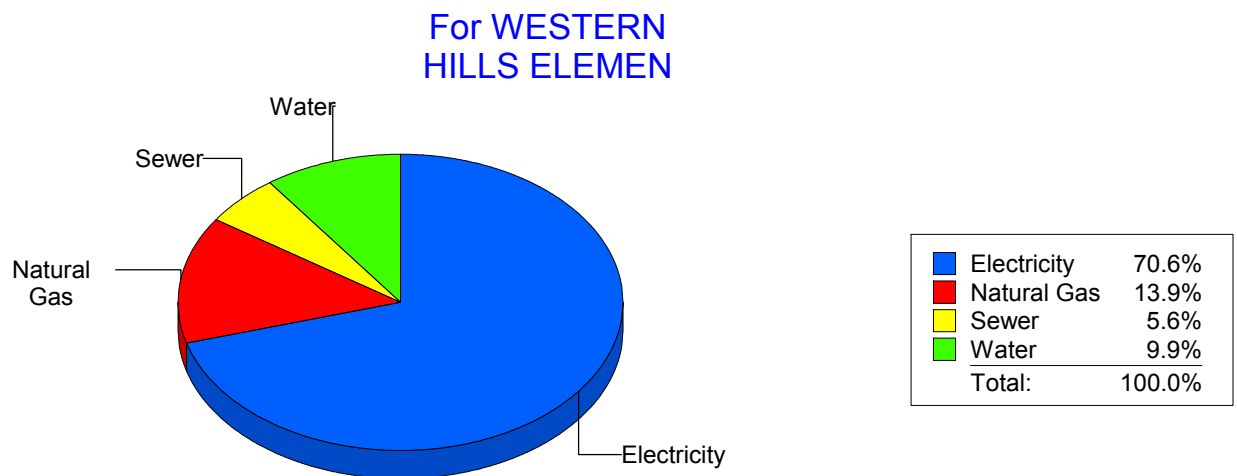
Energy CAP

Cost Avoidance Program

Cost Summary Graph

Grouped by Energy Type

Energy Type	Use	Units	Meter Cost	Special Charges	Total Cost	Avg Unit Cost	% of Total Cost
Site: WESTERN HILLS ELEMEN - WESTERN HILLS ELEMEN							
Electricity	41,160	KWH	\$4,539.31	\$0.00	\$4,539.31	0.1103	70.57%
Natural Gas	1,639	CCF	\$895.38	\$0.00	\$895.38	0.5463	13.92%
Water	314	CCF	\$634.58	\$0.00	\$634.58	2.0210	9.87%
Sewer	70	CCF	\$363.09	\$0.00	\$363.09	5.1870	5.64%
Total Cost:			\$6,432.36	\$0.00	\$6,432.36		



Filters: Cost Center Name Not Equal To DoNotReport; Billing Period Equal To 201111All Meter CodesAll Group Names

elpaso

Energy CAP

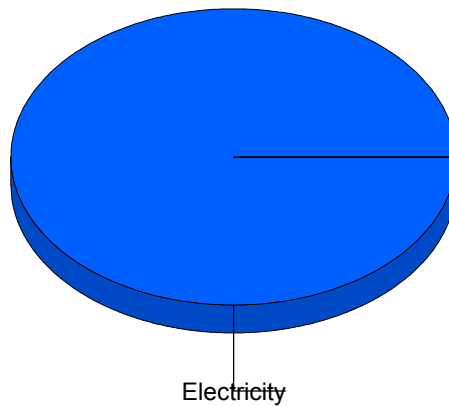
Cost Avoidance Program

Cost Summary Graph

Grouped by Energy Type

Energy Type	Use	Units	Meter Cost	Special Charges	Total Cost	Avg Unit Cost	% of Total Cost
Site: WESTSIDE TRANSPORTAT - WESTSIDE TRANSPORTAT							
Electricity	2,168 KWH		\$269.24	\$0.00	\$269.24	0.1242	100.00%
Total Cost:			\$269.24	\$0.00	\$269.24		

For WESTSIDE
TRANSPORTAT



■ Electricity	100.0%
Total:	100.0%

Filters: Cost Center Name Not Equal To DoNotReport; Billing Period Equal To 201111All Meter CodesAll Group Names

elpaso

Energy CAP

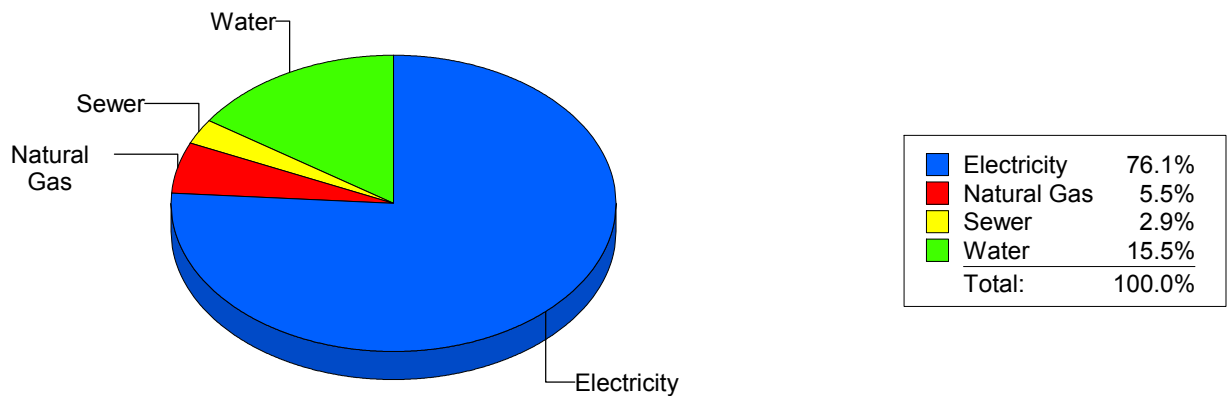
Cost Avoidance Program

Cost Summary Graph

Grouped by Energy Type

Energy Type	Use	Units	Meter Cost	Special Charges	Total Cost	Avg Unit Cost	% of Total Cost
Site: WHITAKER ELEMENTARY - WHITAKER ELEMENTARY							
Electricity	66,720	KWH	\$7,130.36	\$0.00	\$7,130.36	0.1069	76.10%
Natural Gas	910	CCF	\$512.97	\$0.00	\$512.97	0.5637	5.47%
Water	653	CCF	\$1,450.89	\$0.00	\$1,450.89	2.2219	15.48%
Sewer	109	CCF	\$276.04	\$0.00	\$276.04	2.5325	2.95%
Total Cost:			\$9,370.26	\$0.00	\$9,370.26		

For WHITAKER
ELEMENTARY



Filters: Cost Center Name Not Equal To DoNotReport; Billing Period Equal To 201111All Meter CodesAll Group Names

elpaso

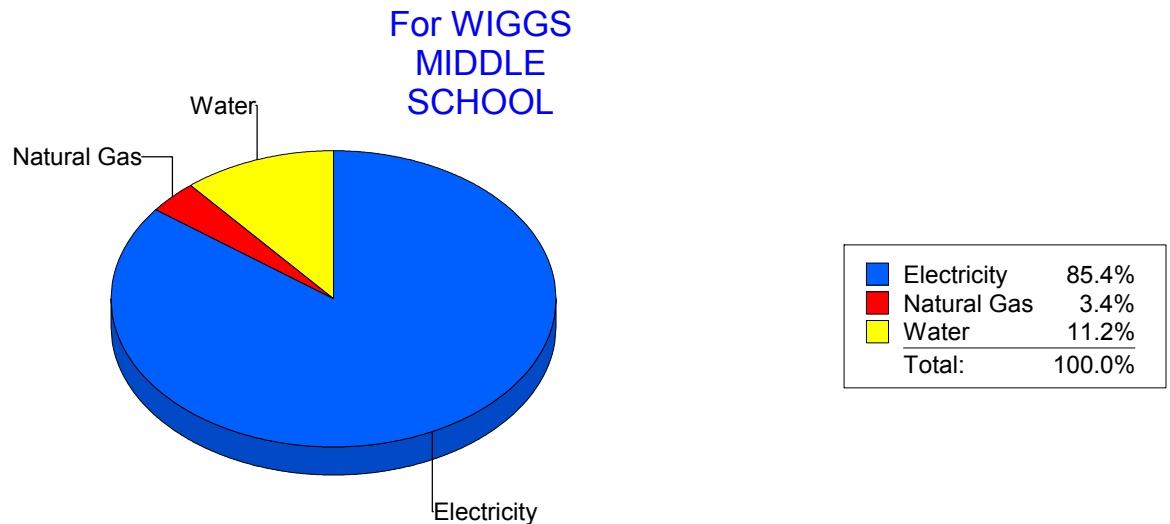
Energy CAP

Cost Avoidance Program

Cost Summary Graph

Grouped by Energy Type

Energy Type	Use	Units	Meter Cost	Special Charges	Total Cost	Avg Unit Cost	% of Total Cost
Site: WIGGS MIDDLE SCHOOL - WIGGS MIDDLE SCHOOL							
Electricity	44,860	KWH	\$5,307.99	\$0.00	\$5,307.99	0.1183	85.37%
Natural Gas	347	CCF	\$214.49	\$0.00	\$214.49	0.6181	3.45%
Water	165	CCF	\$695.03	\$0.00	\$695.03	4.2123	11.18%
Total Cost:			\$6,217.51	\$0.00	\$6,217.51		



Filters: Cost Center Name Not Equal To DoNotReport; Billing Period Equal To 201111All Meter CodesAll Group Names

elpaso

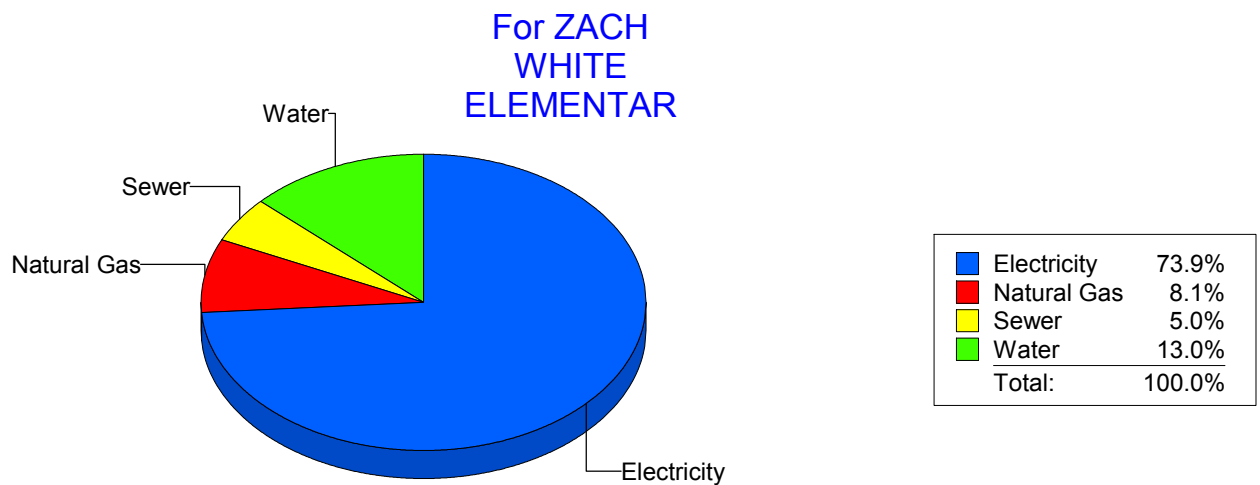
Energy CAP

Cost Avoidance Program

Cost Summary Graph

Grouped by Energy Type

Energy Type	Use	Units	Meter Cost	Special Charges	Total Cost	Avg Unit Cost	% of Total Cost
Site: ZACH WHITE ELEMENTAR - ZACH WHITE ELEMENTAR							
Electricity	48,000	KWH	\$5,858.38	\$0.00	\$5,858.38	0.1220	73.92%
Natural Gas	1,084	CCF	\$641.26	\$0.00	\$641.26	0.5916	8.09%
Water	271	CCF	\$1,031.46	\$0.00	\$1,031.46	3.8061	13.01%
Sewer	104	CCF	\$394.17	\$0.00	\$394.17	3.7901	4.97%
Total Cost:			\$7,925.27	\$0.00	\$7,925.27		



Filters: Cost Center Name Not Equal To DoNotReport; Billing Period Equal To 201111All Meter CodesAll Group Names

elpaso

Energy CAP

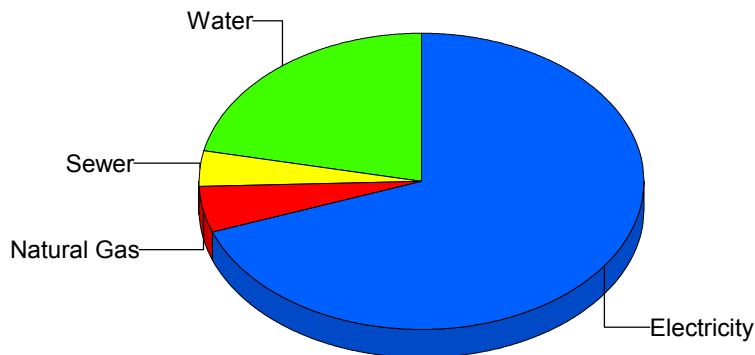
Cost Avoidance Program

Cost Summary Graph

Grouped by Energy Type

Energy Type	Use	Units	Meter Cost	Special Charges	Total Cost	Avg Unit Cost	% of Total Cost
Site: ZAVALA ELEMENTARY SC - ZAVALA ELEMENTARY SC							
Electricity	23,752	KWH	\$2,130.03	\$0.00	\$2,130.03	0.0897	69.36%
Natural Gas	236	CCF	\$154.00	\$0.00	\$154.00	0.6525	5.01%
Water	176	CCF	\$661.29	\$0.00	\$661.29	3.7573	21.53%
Sewer	50	CCF	\$125.74	\$0.00	\$125.74	2.5148	4.09%
Total Cost:			\$3,071.06	\$0.00	\$3,071.06		

For ZAVALA
ELEMENTARY
SC



Electricity	69.4%
Natural Gas	5.0%
Sewer	4.1%
Water	21.5%
Total:	100.0%

Filters: Cost Center Name Not Equal To DoNotReport; Billing Period Equal To 201111All Meter CodesAll Group Names

elpaso

Energy CAP

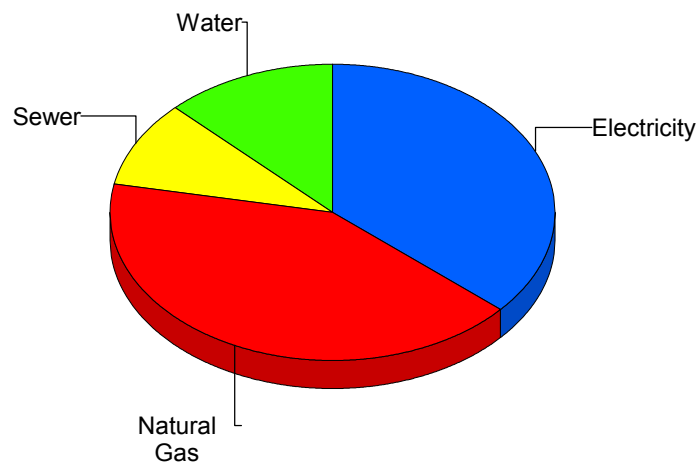
Cost Avoidance Program

Cost Summary Graph

Grouped by Energy Type

Energy Type	Use	Units	Meter Cost	Special Charges	Total Cost	Avg Unit Cost	% of Total Cost
Site: ZUNI COTTAGES - ZUNI COTTAGES							
Electricity	458 KWH		\$83.29	\$0.00	\$83.29	0.1819	36.46%
Natural Gas	49 CCF		\$95.04	\$0.00	\$95.04	1.9396	41.60%
Water	5 CCF		\$28.65	\$0.00	\$28.65	5.7300	12.54%
Sewer	1 CCF		\$21.49	\$0.00	\$21.49	21.4900	9.41%
Total Cost:			\$228.47	\$0.00	\$228.47		

For ZUNI COTTAGES



Electricity	36.5%
Natural Gas	41.6%
Sewer	9.4%
Water	12.5%
Total:	100.0%

Filters: Cost Center Name Not Equal To DoNotReport; Billing Period Equal To 201111All Meter CodesAll Group Names

el Paso

Energy CAP

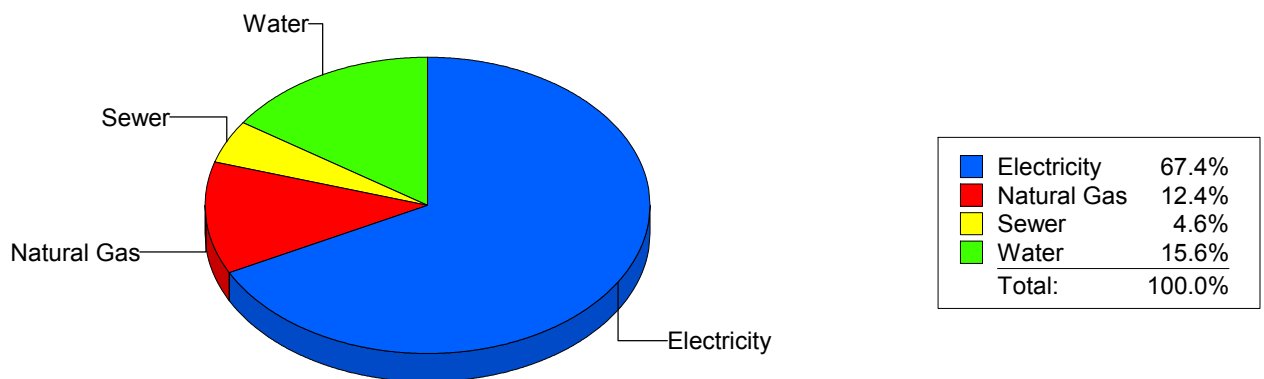
Cost Avoidance Program

Cost Summary Graph

Grouped by Energy Type

Energy Type	Use	Units	Meter Cost	Special Charges	Total Cost	Avg Unit Cost	% of Total Cost
All Sites							
Electricity	5,383,917	KWH	\$583,367.93	\$0.00	\$583,367.93	0.1084	67.39%
Natural Gas	192,744	CCF	\$107,146.33	\$0.00	\$107,146.33	0.5559	12.38%
Water	49,943	CCF	\$135,320.01	\$0.00	\$135,320.01	2.7095	15.63%
Sewer	18,078	CCF	\$39,803.88	\$0.00	\$39,803.88	2.2018	4.60%
Total Cost:			\$865,638.15	\$0.00	\$865,638.15		

For All Sites



Filters: Cost Center Name Not Equal To DoNotReport; Billing Period Equal To 201111All Meter CodesAll Group Names