

el Paso

Energy CAP

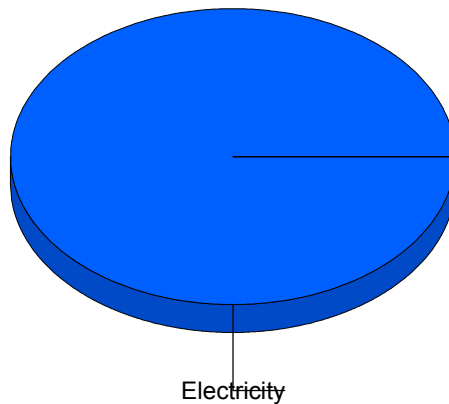
Cost Avoidance Program

## Cost Summary Graph

Grouped by Energy Type

Energy Type	Use	Units	Meter Cost	Special Charges	Total Cost	Avg Unit Cost	% of Total Cost
Site: ALAMO ELEMENTARY SCH - ALAMO ELEMENTARY SCH							
Electricity	10,750	KWH	\$722.66	\$0.00	\$722.66	0.0672	100.00%
Total Cost:			\$722.66	\$0.00	\$722.66		

For ALAMO  
ELEMENTARY  
SCH



■ Electricity	100.0%
Total:	100.0%

Filters: Cost Center Name Not Equal To DoNotReport; Billing Period Equal To 201602All Meter CodesAll Group Names

# elpaso

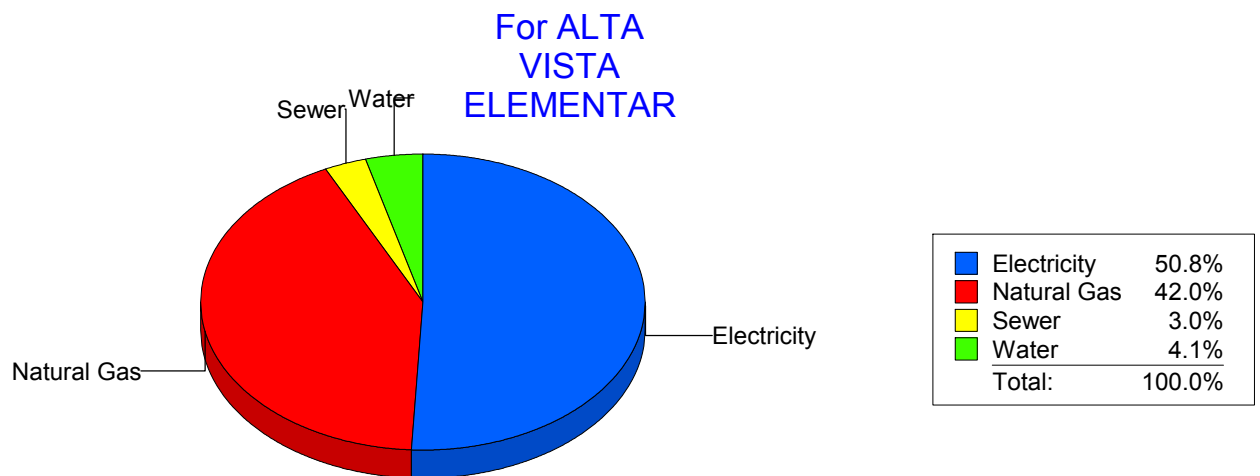
Energy CAP

Cost Avoidance Program

## Cost Summary Graph

Grouped by Energy Type

Energy Type	Use	Units	Meter Cost	Special Charges	Total Cost	Avg Unit Cost	% of Total Cost
Site: ALTA VISTA ELEMENTAR - ALTA VISTA ELEMENTAR							
Electricity	30,750	KWH	\$2,790.28	\$0.00	\$2,790.28	0.0907	50.83%
Natural Gas	4,129	CCF	\$2,307.18	\$0.00	\$2,307.18	0.5588	42.03%
Water	81	CCF	\$227.61	\$0.00	\$227.61	2.8100	4.15%
Sewer	64	CCF	\$164.83	\$0.00	\$164.83	2.5755	3.00%
Total Cost:			\$5,489.90	\$0.00	\$5,489.90		



Filters: Cost Center Name Not Equal To DoNotReport; Billing Period Equal To 201602All Meter CodesAll Group Names

**el Paso**

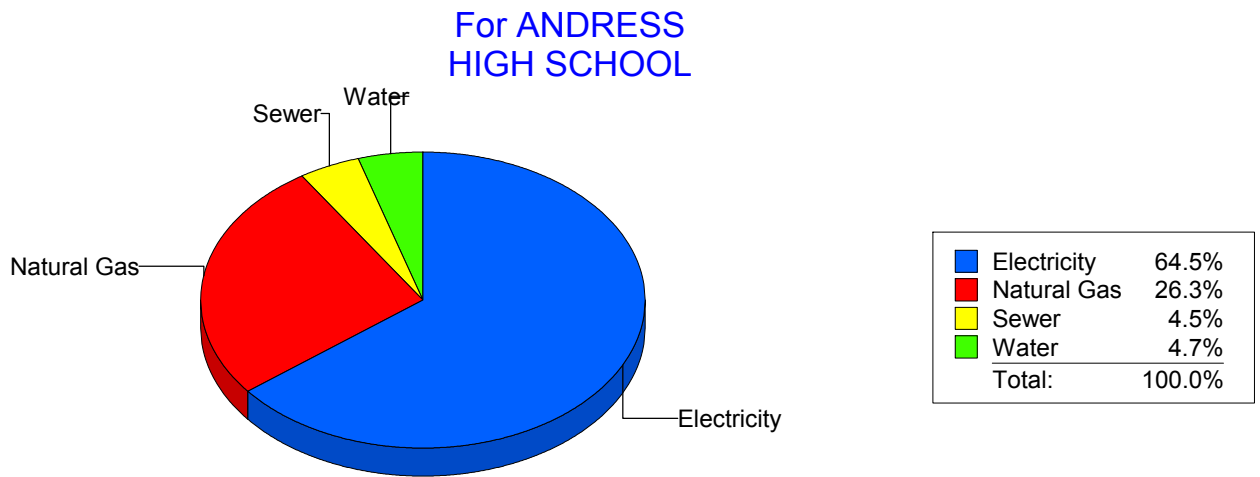
Energy CAP

Cost Avoidance Program

**Cost Summary Graph**

Grouped by Energy Type

Energy Type	Use	Units	Meter Cost	Special Charges	Total Cost	Avg Unit Cost	% of Total Cost
Site: ANDRESS HIGH SCHOOL - ANDRESS HIGH SCHOOL							
Electricity	178,085	KWH	\$15,988.23	\$0.00	\$15,988.23	0.0898	64.46%
Natural Gas	12,445	CCF	\$6,534.70	\$0.00	\$6,534.70	0.5251	26.34%
Water	600	CCF	\$1,154.22	\$0.00	\$1,154.22	1.9237	4.65%
Sewer	649	CCF	\$1,127.75	\$0.00	\$1,127.75	1.7377	4.55%
Total Cost:			\$24,804.90	\$0.00	\$24,804.90		



Filters: Cost Center Name Not Equal To DoNotReport; Billing Period Equal To 201602All Meter CodesAll Group Names

# elpaso

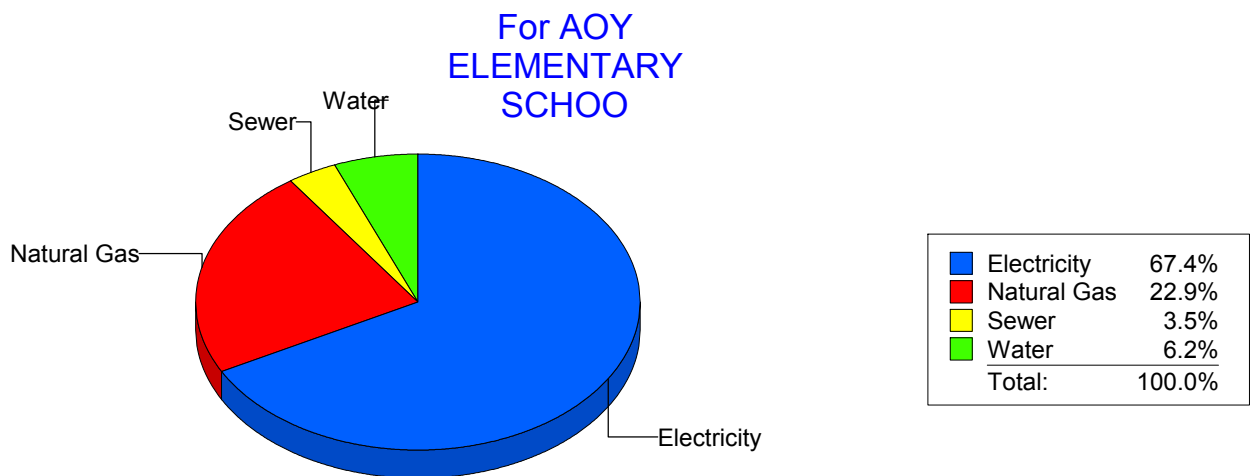
Energy CAP

Cost Avoidance Program

## Cost Summary Graph

Grouped by Energy Type

Energy Type	Use	Units	Meter Cost	Special Charges	Total Cost	Avg Unit Cost	% of Total Cost
Site: AOY ELEMENTARY SCHOO - AOY ELEMENTARY SCHOO							
Electricity	63,566	KWH	\$7,857.48	\$0.00	\$7,857.48	0.1236	67.35%
Natural Gas	4,865	CCF	\$2,667.19	\$0.00	\$2,667.19	0.5482	22.86%
Water	156	CCF	\$727.71	\$0.00	\$727.71	4.6648	6.24%
Sewer	73	CCF	\$414.13	\$0.00	\$414.13	5.6730	3.55%
Total Cost:			\$11,666.51	\$0.00	\$11,666.51		



Filters: Cost Center Name Not Equal To DoNotReport; Billing Period Equal To 201602All Meter CodesAll Group Names

# elpaso

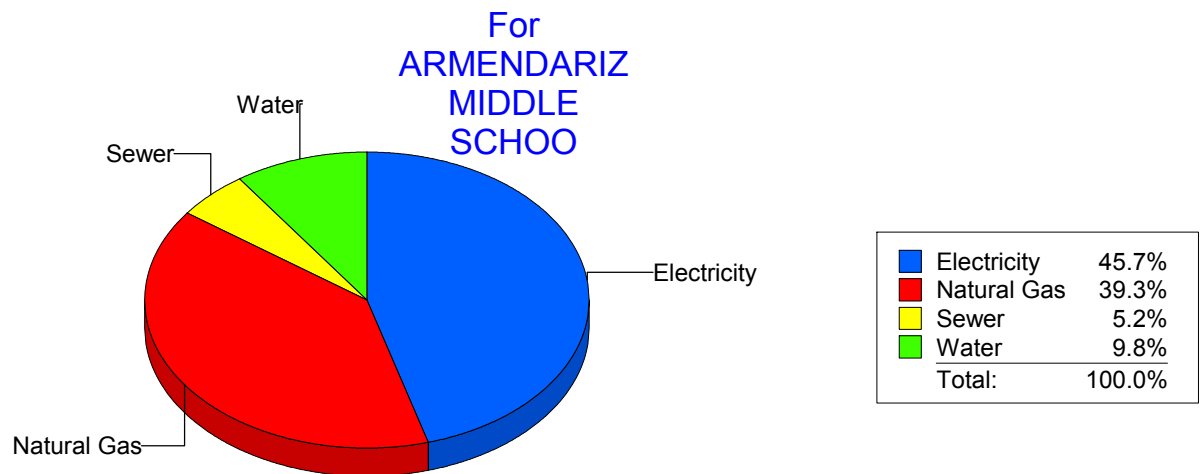
Energy CAP

Cost Avoidance Program

## Cost Summary Graph

Grouped by Energy Type

Energy Type	Use	Units	Meter Cost	Special Charges	Total Cost	Avg Unit Cost	% of Total Cost
Site: ARMENDARIZ MIDDLE SCHOO - ARMENDARIZ MIDDLE SCHOO							
Electricity	290 KWH		\$4,289.38	\$0.00	\$4,289.38	14.7910	45.66%
Natural Gas	7,165 CCF		\$3,692.36	\$0.00	\$3,692.36	0.5153	39.31%
Water	273 CCF		\$919.49	\$0.00	\$919.49	3.3681	9.79%
Sewer	164 CCF		\$491.93	\$0.00	\$491.93	2.9996	5.24%
Total Cost:			\$9,393.16	\$0.00	\$9,393.16		



Filters: Cost Center Name Not Equal To DoNotReport; Billing Period Equal To 201602All Meter CodesAll Group Names

# elpaso

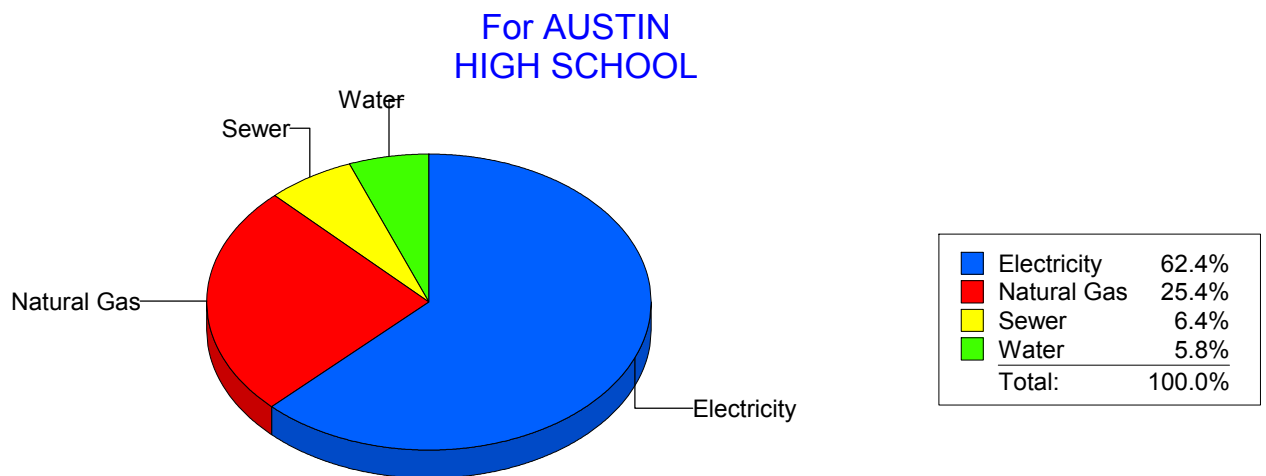
Energy CAP

Cost Avoidance Program

## Cost Summary Graph

Grouped by Energy Type

Energy Type	Use	Units	Meter Cost	Special Charges	Total Cost	Avg Unit Cost	% of Total Cost
Site: AUSTIN HIGH SCHOOL - AUSTIN HIGH SCHOOL							
Electricity	139,034	KWH	\$14,875.44	\$0.00	\$14,875.44	0.1070	62.37%
Natural Gas	11,405	CCF	\$6,059.40	\$0.00	\$6,059.40	0.5313	25.41%
Water	407	CCF	\$1,380.71	\$0.00	\$1,380.71	3.3924	5.79%
Sewer	604	CCF	\$1,534.04	\$0.00	\$1,534.04	2.5398	6.43%
Total Cost:			\$23,849.59	\$0.00	\$23,849.59		



Filters: Cost Center Name Not Equal To DoNotReport; Billing Period Equal To 201602All Meter CodesAll Group Names

# elpaso

Energy CAP

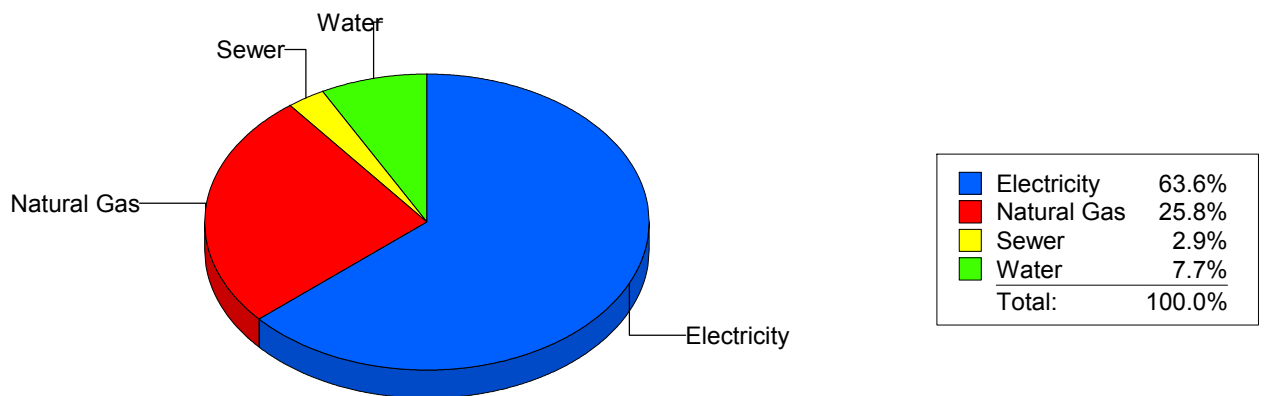
Cost Avoidance Program

## Cost Summary Graph

Grouped by Energy Type

Energy Type	Use	Units	Meter Cost	Special Charges	Total Cost	Avg Unit Cost	% of Total Cost
Site: BARRON - BARRON							
Electricity	73,961	KWH	\$7,620.80	\$0.00	\$7,620.80	0.1030	63.58%
Natural Gas	5,709	CCF	\$3,089.72	\$0.00	\$3,089.72	0.5412	25.78%
Water	168	CCF	\$926.44	\$0.00	\$926.44	5.5145	7.73%
Sewer	68	CCF	\$348.89	\$0.00	\$348.89	5.1307	2.91%
Total Cost:			\$11,985.85	\$0.00	\$11,985.85		

For BARRON



Filters: Cost Center Name Not Equal To DoNotReport; Billing Period Equal To 201602All Meter CodesAll Group Names

# elpaso

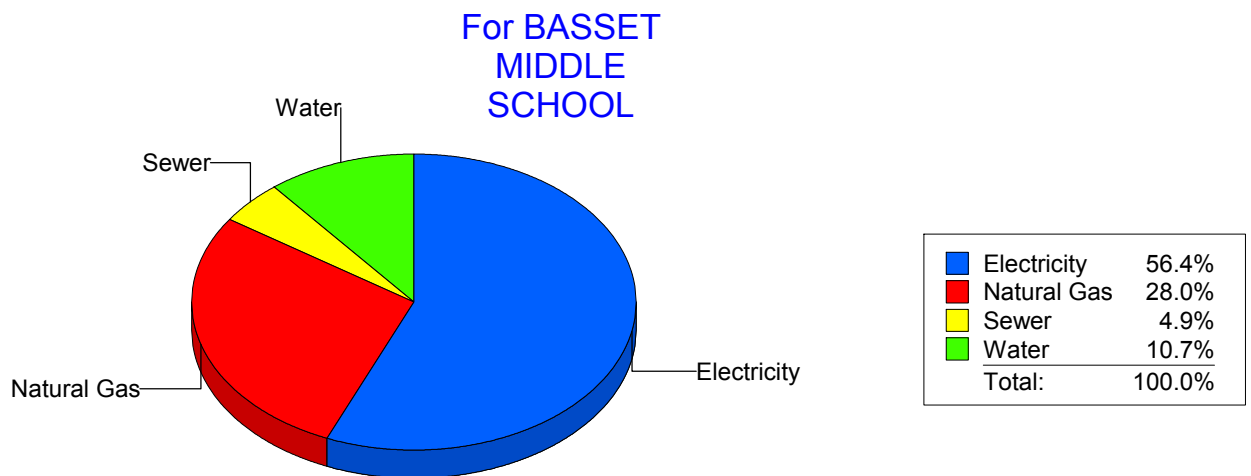
Energy CAP

Cost Avoidance Program

## Cost Summary Graph

Grouped by Energy Type

Energy Type	Use	Units	Meter Cost	Special Charges	Total Cost	Avg Unit Cost	% of Total Cost
Site: BASSET MIDDLE SCHOOL - BASSET MIDDLE SCHOOL							
Electricity	70,849	KWH	\$6,507.97	\$0.00	\$6,507.97	0.0919	56.38%
Natural Gas	5,996	CCF	\$3,233.89	\$0.00	\$3,233.89	0.5393	28.02%
Water	399	CCF	\$1,236.20	\$0.00	\$1,236.20	3.0982	10.71%
Sewer	271	CCF	\$564.53	\$0.00	\$564.53	2.0831	4.89%
Total Cost:			\$11,542.59	\$0.00	\$11,542.59		



Filters: Cost Center Name Not Equal To DoNotReport; Billing Period Equal To 201602All Meter CodesAll Group Names



# elpaso

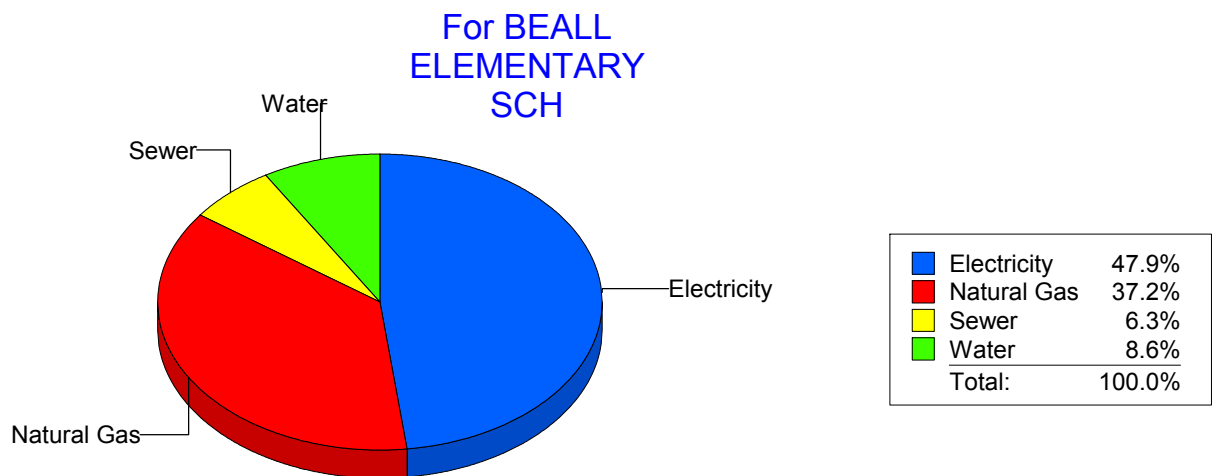
Energy CAP

Cost Avoidance Program

## Cost Summary Graph

Grouped by Energy Type

Energy Type	Use	Units	Meter Cost	Special Charges	Total Cost	Avg Unit Cost	% of Total Cost
Site: BEALL ELEMENTARY SCH - BEALL ELEMENTARY SCH							
Electricity	23,456	KWH	\$2,168.95	\$0.00	\$2,168.95	0.0925	47.93%
Natural Gas	2,868	CCF	\$1,681.53	\$0.00	\$1,681.53	0.5863	37.16%
Water	141	CCF	\$390.00	\$0.00	\$390.00	2.7660	8.62%
Sewer	83	CCF	\$284.41	\$0.00	\$284.41	3.4266	6.29%
Total Cost:			\$4,524.89	\$0.00	\$4,524.89		



Filters: Cost Center Name Not Equal To DoNotReport; Billing Period Equal To 201602All Meter CodesAll Group Names

**el Paso**

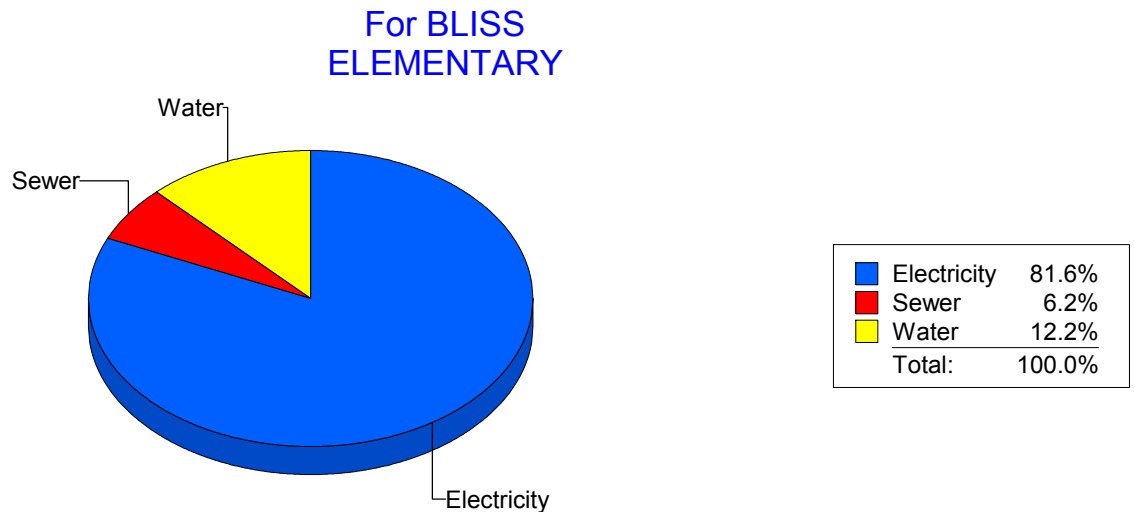
Energy CAP

Cost Avoidance Program

**Cost Summary Graph**

Grouped by Energy Type

Energy Type	Use	Units	Meter Cost	Special Charges	Total Cost	Avg Unit Cost	% of Total Cost
Site: BLISS ELEMENTARY - BLISS ELEMENTARY							
Electricity	37,864	KWH	\$3,792.27	\$0.00	\$3,792.27	0.1002	81.60%
Water	210	CCF	\$567.72	\$0.00	\$567.72	2.7034	12.22%
Sewer	85	CCF	\$287.39	\$0.00	\$287.39	3.3811	6.18%
Total Cost:			\$4,647.38	\$0.00	\$4,647.38		



Filters: Cost Center Name Not Equal To DoNotReport; Billing Period Equal To 201602All Meter CodesAll Group Names

# elpaso

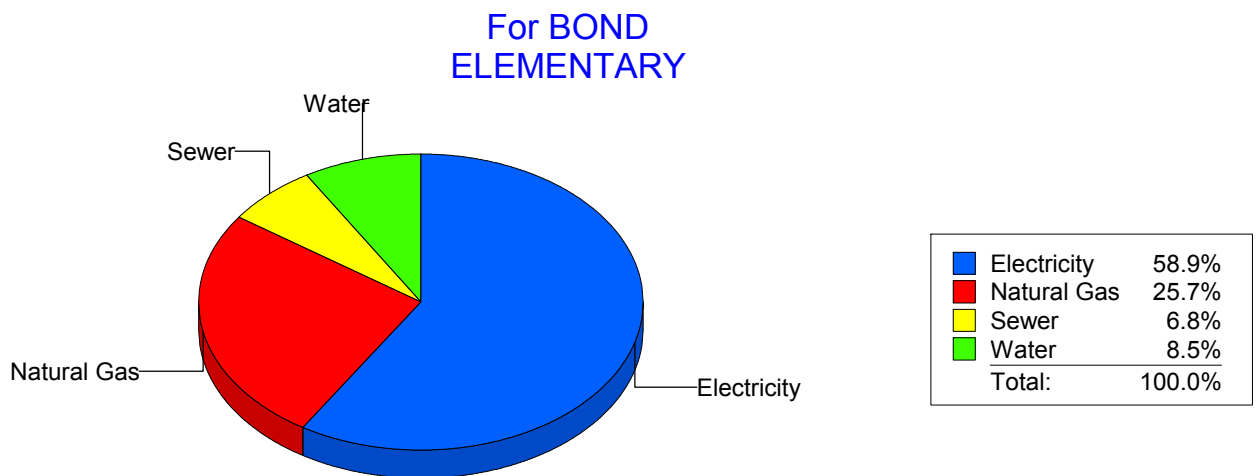
Energy CAP

Cost Avoidance Program

## Cost Summary Graph

Grouped by Energy Type

Energy Type	Use	Units	Meter Cost	Special Charges	Total Cost	Avg Unit Cost	% of Total Cost
Site: BOND - BOND ELEMENTARY							
Electricity	33,748	KWH	\$3,522.61	\$0.00	\$3,522.61	0.1044	58.93%
Natural Gas	2,584	CCF	\$1,537.76	\$0.00	\$1,537.76	0.5951	25.72%
Water	157	CCF	\$508.63	\$0.00	\$508.63	3.2397	8.51%
Sewer	120	CCF	\$409.01	\$0.00	\$409.01	3.4084	6.84%
Total Cost:			\$5,978.01	\$0.00	\$5,978.01		



Filters: Cost Center Name Not Equal To DoNotReport; Billing Period Equal To 201602All Meter CodesAll Group Names

# elpaso

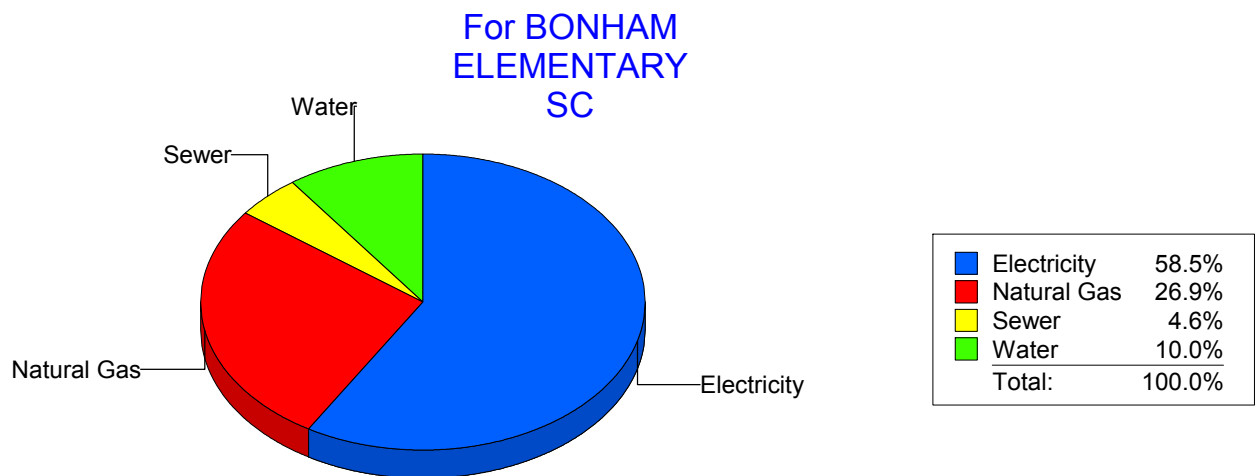
Energy CAP

Cost Avoidance Program

## Cost Summary Graph

Grouped by Energy Type

Energy Type	Use	Units	Meter Cost	Special Charges	Total Cost	Avg Unit Cost	% of Total Cost
Site: BONHAM ELEMENTARY SC - BONHAM ELEMENTARY SC							
Electricity	31,079	KWH	\$3,626.08	\$0.00	\$3,626.08	0.1167	58.50%
Natural Gas	3,069	CCF	\$1,666.33	\$0.00	\$1,666.33	0.5430	26.89%
Water	130	CCF	\$620.44	\$0.00	\$620.44	4.7726	10.01%
Sewer	98	CCF	\$285.08	\$0.00	\$285.08	2.9090	4.60%
Total Cost:			\$6,197.93	\$0.00	\$6,197.93		



Filters: Cost Center Name Not Equal To DoNotReport; Billing Period Equal To 201602All Meter CodesAll Group Names

**elpaso**

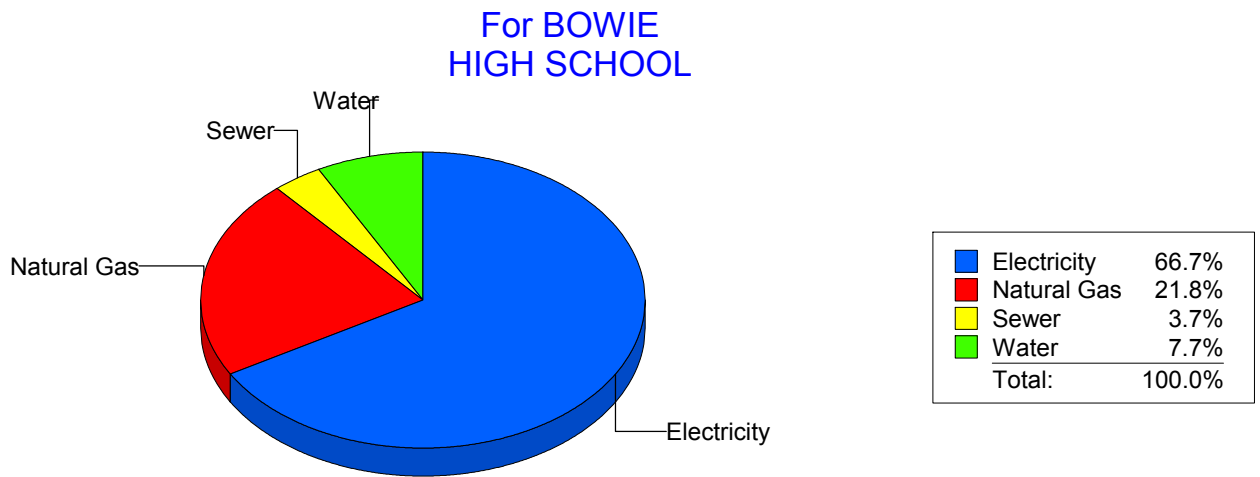
Energy CAP

Cost Avoidance Program

**Cost Summary Graph**

Grouped by Energy Type

Energy Type	Use	Units	Meter Cost	Special Charges	Total Cost	Avg Unit Cost	% of Total Cost
Site: BOWIE HIGH SCHOOL - BOWIE HIGH SCHOOL							
Electricity	256,811	KWH	\$20,524.12	\$0.00	\$20,524.12	0.0799	66.74%
Natural Gas	13,015	CCF	\$6,716.39	\$0.00	\$6,716.39	0.5160	21.84%
Water	1,012	CCF	\$2,378.10	\$0.00	\$2,378.10	2.3499	7.73%
Sewer	432	CCF	\$1,134.87	\$0.00	\$1,134.87	2.6270	3.69%
<b>Total Cost:</b>			<b>\$30,753.48</b>	<b>\$0.00</b>	<b>\$30,753.48</b>		



*Filters: Cost Center Name Not Equal To DoNotReport; Billing Period Equal To 201602All Meter CodesAll Group Names*

# elpaso

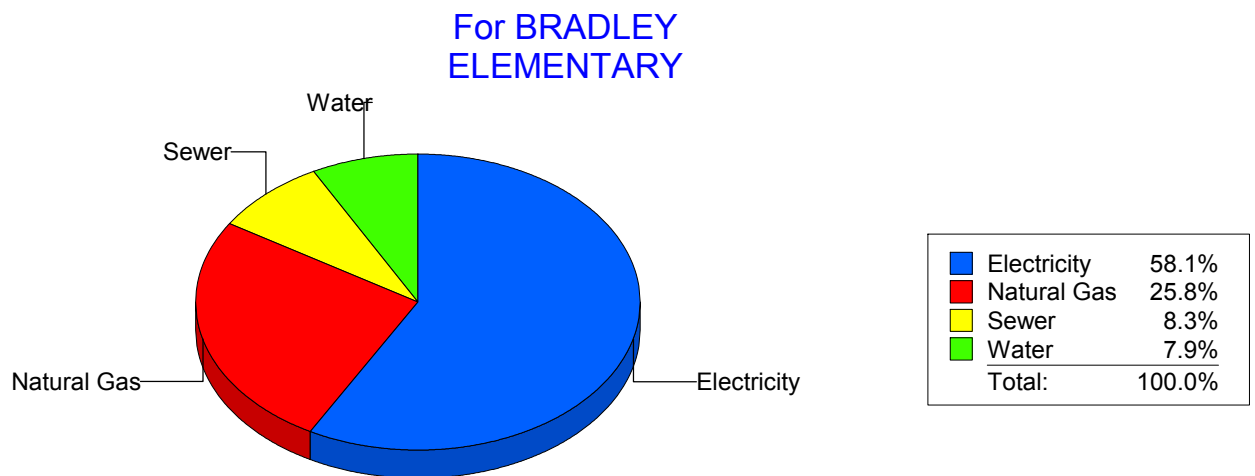
Energy CAP

Cost Avoidance Program

## Cost Summary Graph

Grouped by Energy Type

Energy Type	Use	Units	Meter Cost	Special Charges	Total Cost	Avg Unit Cost	% of Total Cost
Site: BRADLEY ELEMENTARY - BRADLEY ELEMENTARY							
Electricity	31,300	KWH	\$2,837.71	\$0.00	\$2,837.71	0.0907	58.09%
Natural Gas	2,263	CCF	\$1,259.70	\$0.00	\$1,259.70	0.5567	25.79%
Water	94	CCF	\$383.91	\$0.00	\$383.91	4.0841	7.86%
Sewer	105	CCF	\$404.02	\$0.00	\$404.02	3.8478	8.27%
Total Cost:			\$4,885.34	\$0.00	\$4,885.34		



Filters: Cost Center Name Not Equal To DoNotReport; Billing Period Equal To 201602All Meter CodesAll Group Names

**el Paso**

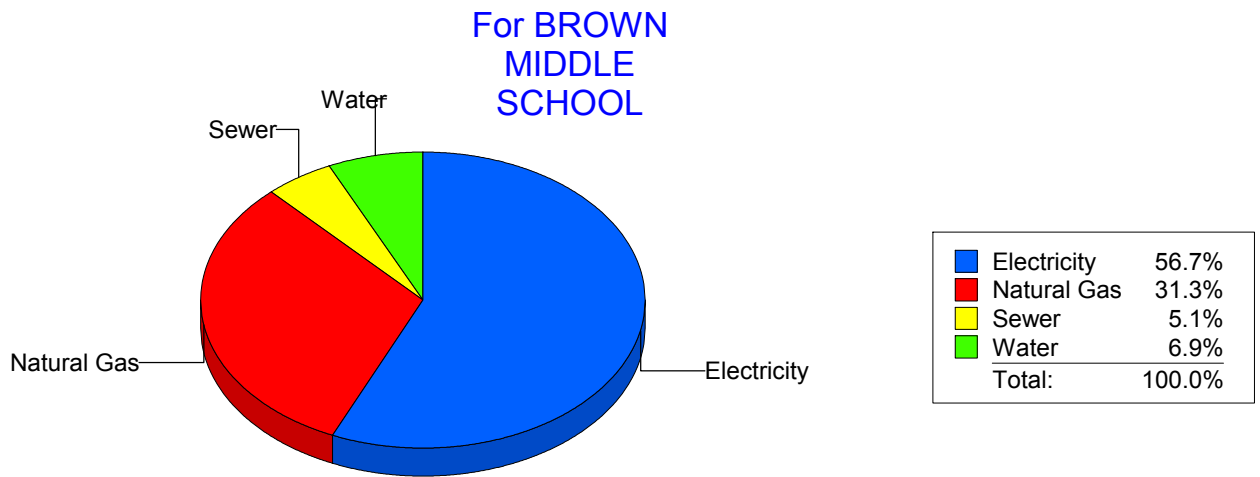
Energy CAP

Cost Avoidance Program

**Cost Summary Graph**

Grouped by Energy Type

Energy Type	Use	Units	Meter Cost	Special Charges	Total Cost	Avg Unit Cost	% of Total Cost
Site: BROWN MIDDLE SCHOOL - BROWN MIDDLE SCHOOL							
Electricity	99,800	KWH	\$8,257.37	\$0.00	\$8,257.37	0.0827	56.66%
Natural Gas	8,934	CCF	\$4,567.41	\$0.00	\$4,567.41	0.5112	31.34%
Water	440	CCF	\$1,007.66	\$0.00	\$1,007.66	2.2901	6.91%
Sewer	332	CCF	\$742.25	\$0.00	\$742.25	2.2357	5.09%
Total Cost:			\$14,574.69	\$0.00	\$14,574.69		



Filters: Cost Center Name Not Equal To DoNotReport; Billing Period Equal To 201602All Meter CodesAll Group Names

# el Paso

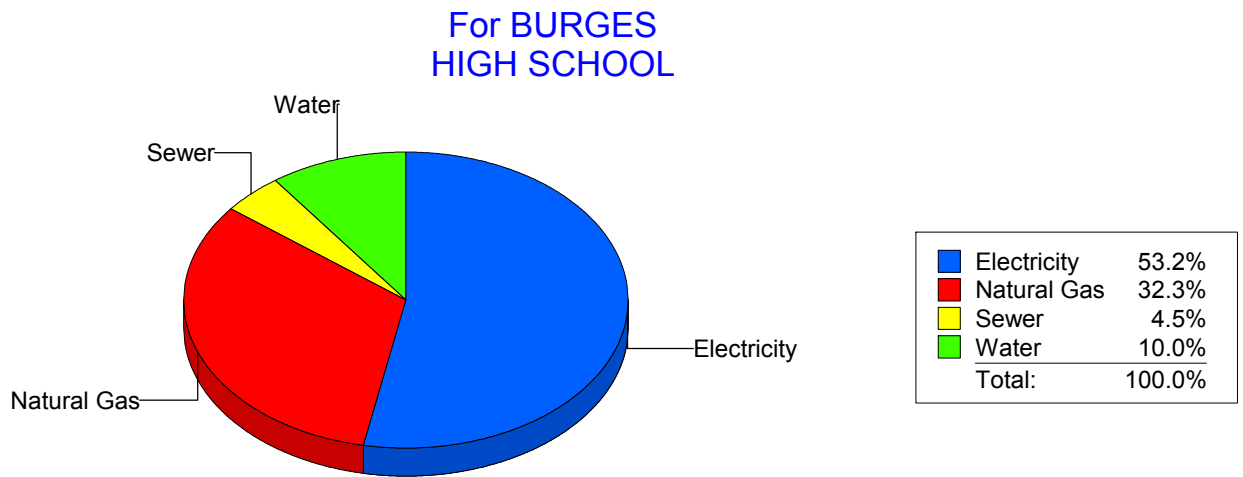
Energy CAP

Cost Avoidance Program

## Cost Summary Graph

Grouped by Energy Type

Energy Type	Use	Units	Meter Cost	Special Charges	Total Cost	Avg Unit Cost	% of Total Cost
Site: BURGESS HIGH SCHOOL - BURGESS HIGH SCHOOL							
Electricity	105,956	KWH	\$9,775.81	\$0.00	\$9,775.81	0.0923	53.17%
Natural Gas	11,200	CCF	\$5,930.45	\$0.00	\$5,930.45	0.5295	32.26%
Water	475	CCF	\$1,842.56	\$0.00	\$1,842.56	3.8791	10.02%
Sewer	287	CCF	\$835.94	\$0.00	\$835.94	2.9127	4.55%
Total Cost:			\$18,384.76	\$0.00	\$18,384.76		



Filters: Cost Center Name Not Equal To DoNotReport; Billing Period Equal To 201602All Meter CodesAll Group Names



# elpaso

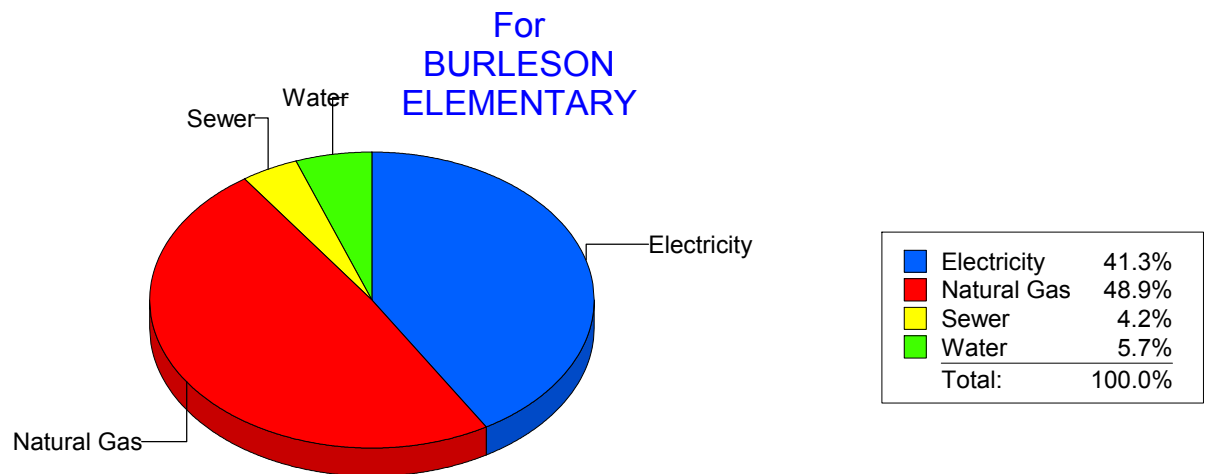
Energy CAP

Cost Avoidance Program

## Cost Summary Graph

Grouped by Energy Type

Energy Type	Use	Units	Meter Cost	Special Charges	Total Cost	Avg Unit Cost	% of Total Cost
Site: BURLESON ELEMENTARY - BURLESON ELEMENTARY							
Electricity	25,725	KWH	\$2,403.47	\$0.00	\$2,403.47	0.0934	41.26%
Natural Gas	4,957	CCF	\$2,849.52	\$0.00	\$2,849.52	0.5748	48.92%
Water	118	CCF	\$330.56	\$0.00	\$330.56	2.8014	5.67%
Sewer	69	CCF	\$241.75	\$0.00	\$241.75	3.5036	4.15%
Total Cost:			\$5,825.30	\$0.00	\$5,825.30		



Filters: Cost Center Name Not Equal To DoNotReport; Billing Period Equal To 201602All Meter CodesAll Group Names

# elpaso

Energy CAP

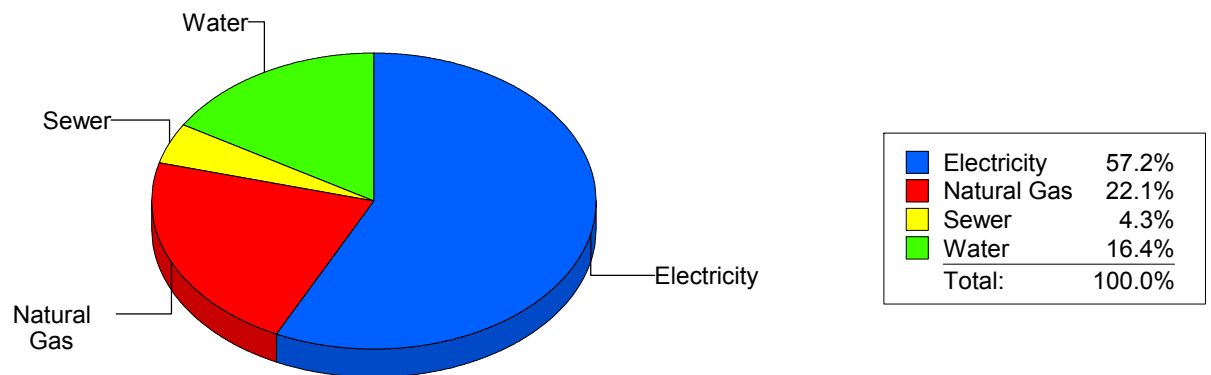
Cost Avoidance Program

## Cost Summary Graph

Grouped by Energy Type

Energy Type	Use	Units	Meter Cost	Special Charges	Total Cost	Avg Unit Cost	% of Total Cost
Site: BURNET ELEMENTARY - BURNET ELEMENTARY							
Electricity	25,485	KWH	\$2,796.87	\$0.00	\$2,796.87	0.1097	57.21%
Natural Gas	1,449	CCF	\$1,079.47	\$0.00	\$1,079.47	0.7450	22.08%
Water	123	CCF	\$803.26	\$0.00	\$803.26	6.5306	16.43%
Sewer	47	CCF	\$208.97	\$0.00	\$208.97	4.4462	4.27%
Total Cost:			\$4,888.57	\$0.00	\$4,888.57		

For BURNET  
ELEMENTARY



Filters: Cost Center Name Not Equal To DoNotReport; Billing Period Equal To 201602All Meter CodesAll Group Names

# elpaso

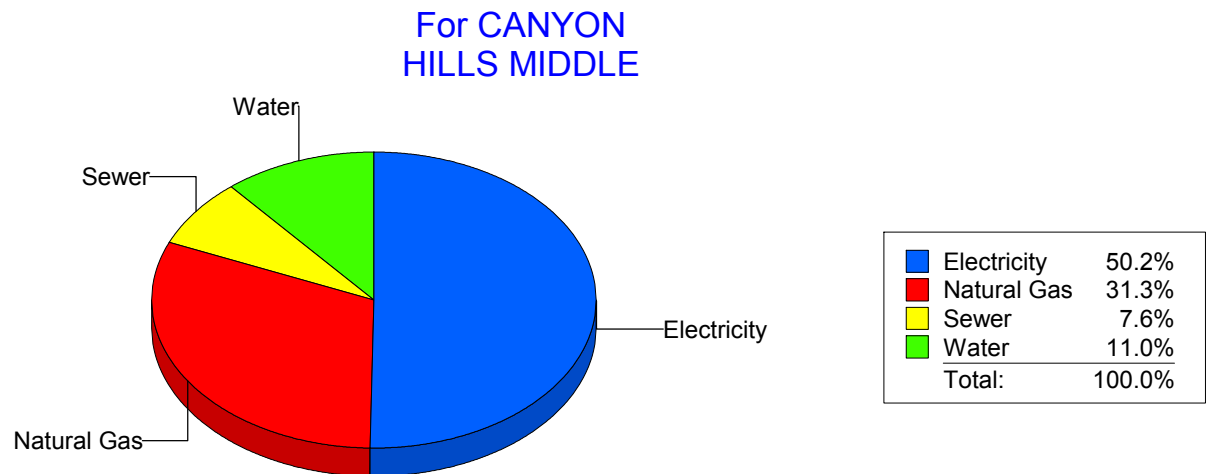
Energy CAP

Cost Avoidance Program

## Cost Summary Graph

Grouped by Energy Type

Energy Type	Use	Units	Meter Cost	Special Charges	Total Cost	Avg Unit Cost	% of Total Cost
Site: CANYON HILLS MIDDLE - CANYON HILLS MIDDLE							
Electricity	63,230	KWH	\$5,156.36	\$0.00	\$5,156.36	0.0815	50.17%
Natural Gas	5,942	CCF	\$3,215.71	\$0.00	\$3,215.71	0.5412	31.29%
Water	346	CCF	\$1,128.14	\$0.00	\$1,128.14	3.2605	10.98%
Sewer	190	CCF	\$778.24	\$0.00	\$778.24	4.0960	7.57%
Total Cost:			\$10,278.45	\$0.00	\$10,278.45		



Filters: Cost Center Name Not Equal To DoNotReport; Billing Period Equal To 201602All Meter CodesAll Group Names

# elpaso

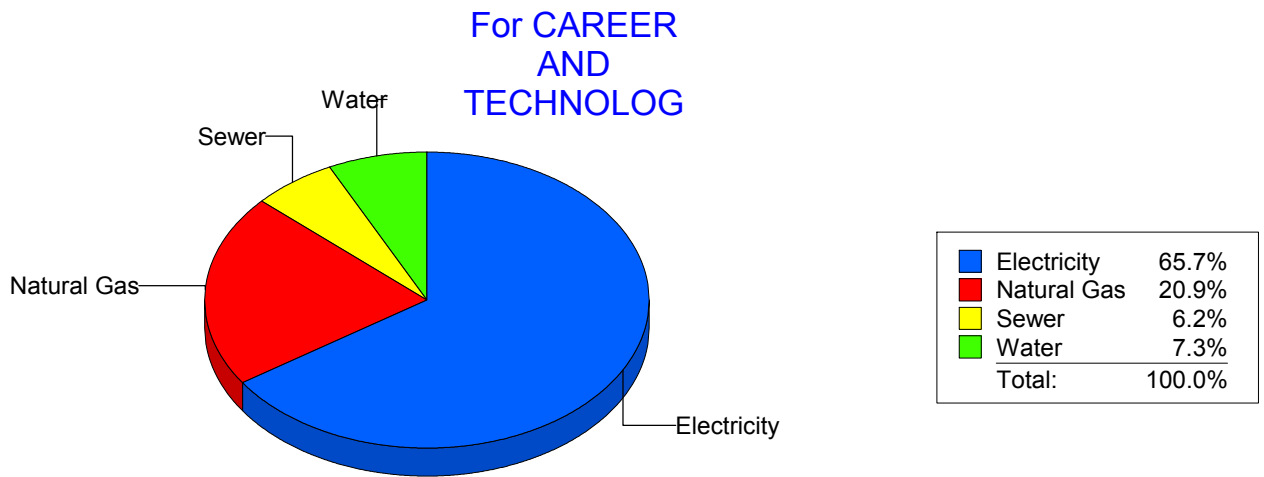
Energy CAP

Cost Avoidance Program

## Cost Summary Graph

Grouped by Energy Type

Energy Type	Use	Units	Meter Cost	Special Charges	Total Cost	Avg Unit Cost	% of Total Cost
Site: CAREER AND TECHNOLOG - CAREER AND TECHNOLOG							
Electricity	82,032	KWH	\$7,987.77	\$0.00	\$7,987.77	0.0974	65.68%
Natural Gas	4,838	CCF	\$2,541.39	\$0.00	\$2,541.39	0.5253	20.90%
Water	278	CCF	\$883.79	\$0.00	\$883.79	3.1791	7.27%
Sewer	356	CCF	\$748.97	\$0.00	\$748.97	2.1038	6.16%
Total Cost:			\$12,161.92	\$0.00	\$12,161.92		



Filters: Cost Center Name Not Equal To DoNotReport; Billing Period Equal To 201602All Meter CodesAll Group Names

# elpaso

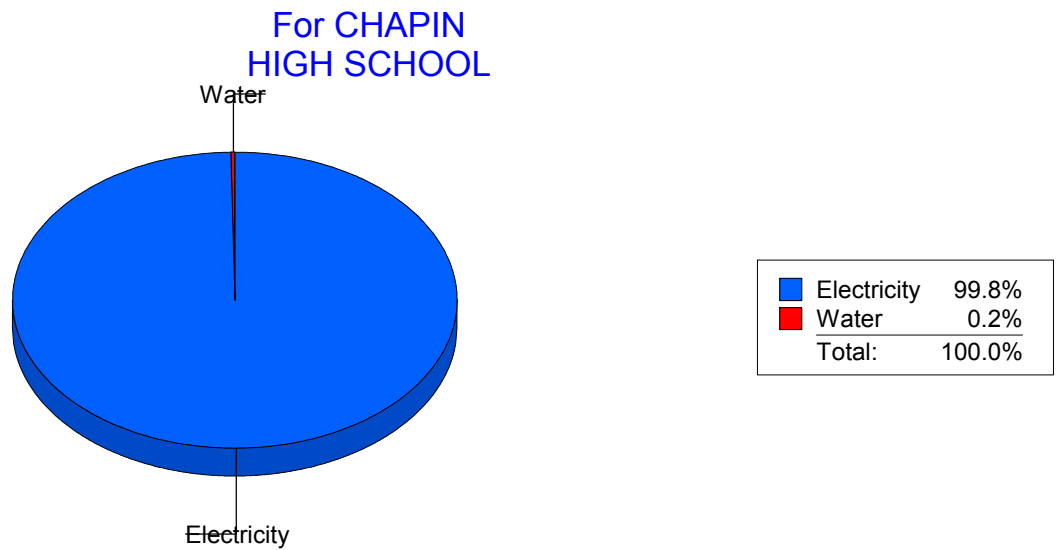
Energy CAP

Cost Avoidance Program

## Cost Summary Graph

Grouped by Energy Type

Energy Type	Use	Units	Meter Cost	Special Charges	Total Cost	Avg Unit Cost	% of Total Cost
Site: CHAPIN HIGH SCHOOL - CHAPIN HIGH SCHOOL							
Electricity	313,950	KWH	\$24,671.34	\$0.00	\$24,671.34	0.0786	99.79%
Water	0	CCF	\$52.66	\$0.00	\$52.66	0.0000	0.21%
Total Cost:			\$24,724.00	\$0.00	\$24,724.00		



Filters: Cost Center Name Not Equal To DoNotReport; Billing Period Equal To 201602All Meter CodesAll Group Names

# elpaso

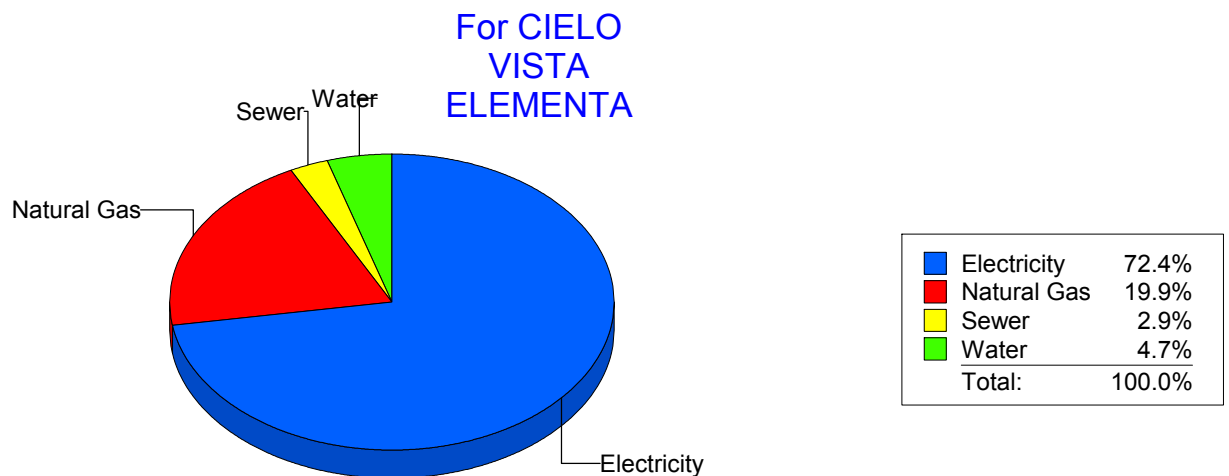
Energy CAP

Cost Avoidance Program

## Cost Summary Graph

Grouped by Energy Type

Energy Type	Use	Units	Meter Cost	Special Charges	Total Cost	Avg Unit Cost	% of Total Cost
Site: CIELO VISTA ELEMENTA - CIELO VISTA ELEMENTA							
Electricity	54,280	KWH	\$5,639.45	\$0.00	\$5,639.45	0.1039	72.43%
Natural Gas	2,615	CCF	\$1,552.56	\$0.00	\$1,552.56	0.5937	19.94%
Water	83	CCF	\$367.64	\$0.00	\$367.64	4.4294	4.72%
Sewer	44	CCF	\$226.30	\$0.00	\$226.30	5.1432	2.91%
Total Cost:			\$7,785.95	\$0.00	\$7,785.95		



Filters: Cost Center Name Not Equal To DoNotReport; Billing Period Equal To 201602All Meter CodesAll Group Names

# elpaso

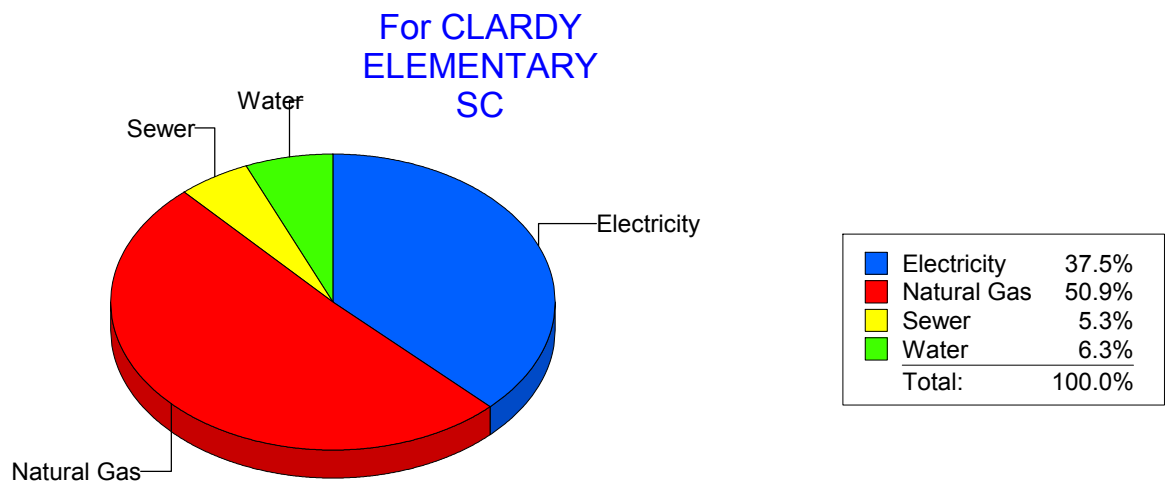
Energy CAP

Cost Avoidance Program

## Cost Summary Graph

Grouped by Energy Type

Energy Type	Use	Units	Meter Cost	Special Charges	Total Cost	Avg Unit Cost	% of Total Cost
Site: CLARDY ELEMENTARY SC - CLARDY ELEMENTARY SC							
Electricity	30,163	KWH	\$3,180.63	\$0.00	\$3,180.63	0.1054	37.53%
Natural Gas	8,173	CCF	\$4,311.29	\$0.00	\$4,311.29	0.5275	50.86%
Water	186	CCF	\$531.86	\$0.00	\$531.86	2.8595	6.27%
Sewer	149	CCF	\$452.22	\$0.00	\$452.22	3.0350	5.34%
Total Cost:			\$8,476.00	\$0.00	\$8,476.00		



Filters: Cost Center Name Not Equal To DoNotReport; Billing Period Equal To 201602All Meter CodesAll Group Names

# elpaso

Energy CAP

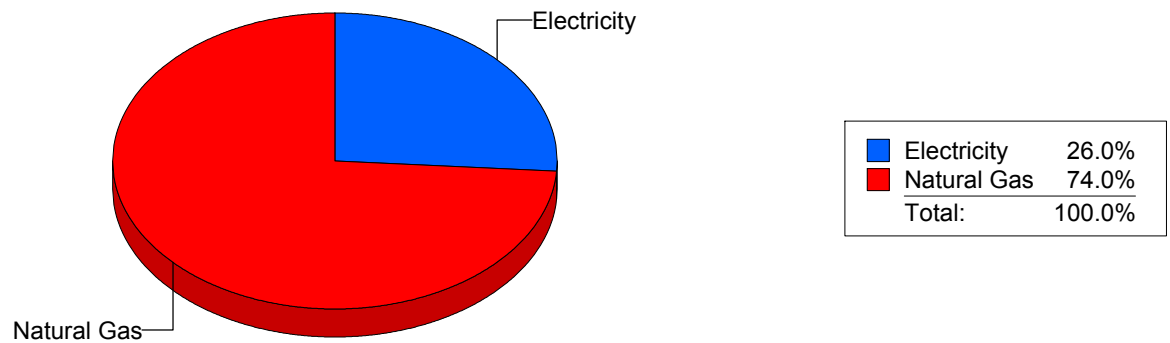
Cost Avoidance Program

## Cost Summary Graph

Grouped by Energy Type

Energy Type	Use	Units	Meter Cost	Special Charges	Total Cost	Avg Unit Cost	% of Total Cost
Site: CLENDININ - CLENDININ							
Electricity	37,598	KWH	\$542.78	\$0.00	\$542.78	0.0144	26.00%
Natural Gas	2,827	CCF	\$1,544.76	\$0.00	\$1,544.76	0.5464	74.00%
Total Cost:			\$2,087.54	\$0.00	\$2,087.54		

For CLENDININ



Filters: Cost Center Name Not Equal To DoNotReport; Billing Period Equal To 201602All Meter CodesAll Group Names



# elpaso

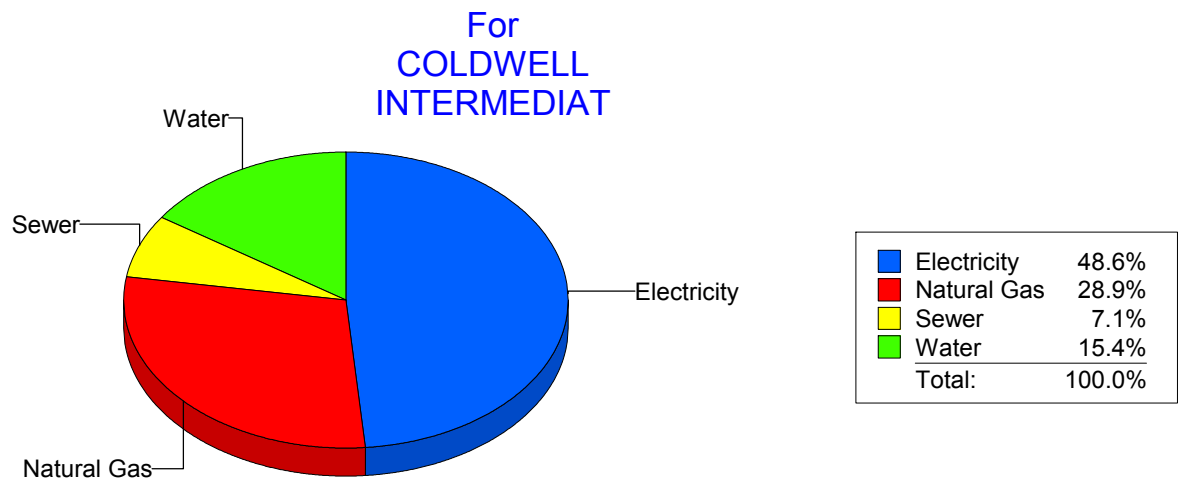
Energy CAP

Cost Avoidance Program

## Cost Summary Graph

Grouped by Energy Type

Energy Type	Use	Units	Meter Cost	Special Charges	Total Cost	Avg Unit Cost	% of Total Cost
Site: COLDWELL INTERMEDIAT - COLDWELL INTERMEDIAT							
Electricity	33,010	KWH	\$3,216.36	\$0.00	\$3,216.36	0.0974	48.63%
Natural Gas	3,114	CCF	\$1,908.60	\$0.00	\$1,908.60	0.6129	28.86%
Water	195	CCF	\$1,021.57	\$0.00	\$1,021.57	5.2388	15.44%
Sewer	182	CCF	\$467.91	\$0.00	\$467.91	2.5709	7.07%
Total Cost:			\$6,614.44	\$0.00	\$6,614.44		



Filters: Cost Center Name Not Equal To DoNotReport; Billing Period Equal To 201602All Meter CodesAll Group Names

# elpaso

Energy CAP

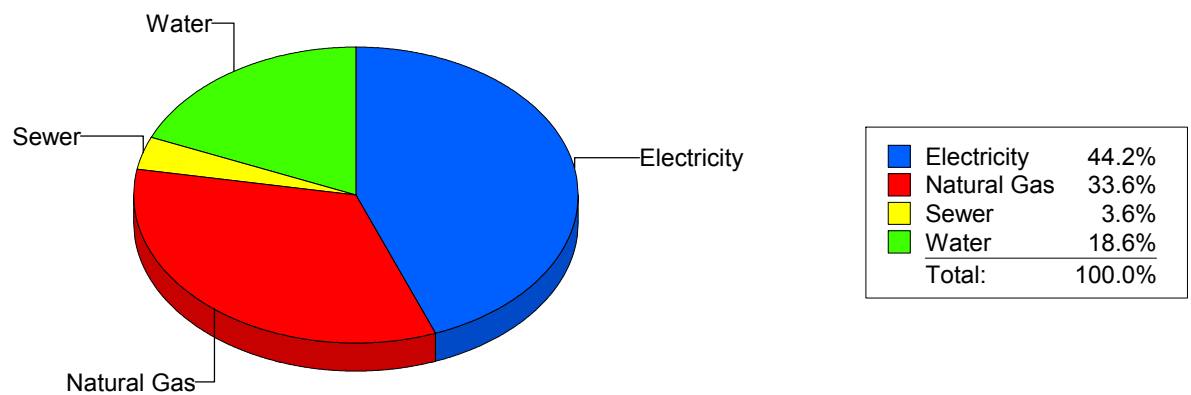
Cost Avoidance Program

## Cost Summary Graph

Grouped by Energy Type

Energy Type	Use	Units	Meter Cost	Special Charges	Total Cost	Avg Unit Cost	% of Total Cost
Site: COLLINS ELEMENTARY - COLLINS ELEMENTARY							
Electricity	59,385	KWH	\$5,284.54	\$0.00	\$5,284.54	0.0890	44.18%
Natural Gas	7,579	CCF	\$4,022.81	\$0.00	\$4,022.81	0.5308	33.63%
Water	528	CCF	\$2,218.91	\$0.00	\$2,218.91	4.2025	18.55%
Sewer	184	CCF	\$434.90	\$0.00	\$434.90	2.3636	3.64%
Total Cost:			\$11,961.16	\$0.00	\$11,961.16		

For COLLINS  
ELEMENTARY



Filters: Cost Center Name Not Equal To DoNotReport; Billing Period Equal To 201602All Meter CodesAll Group Names

# elpaso

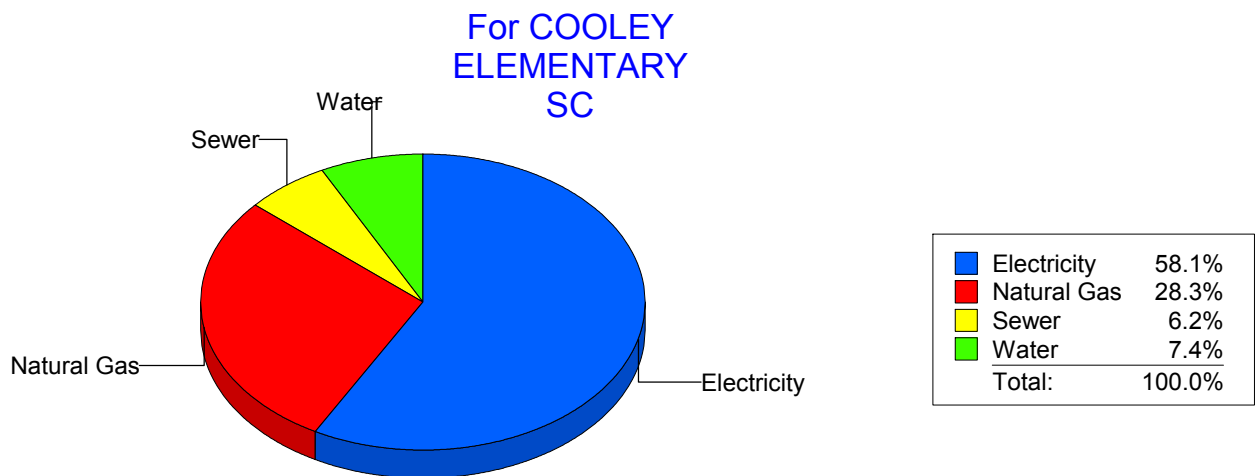
Energy CAP

Cost Avoidance Program

## Cost Summary Graph

Grouped by Energy Type

Energy Type	Use	Units	Meter Cost	Special Charges	Total Cost	Avg Unit Cost	% of Total Cost
Site: COOLEY ELEMENTARY SC - COOLEY ELEMENTARY SC							
Electricity	66,400	KWH	\$6,090.98	\$0.00	\$6,090.98	0.0917	58.10%
Natural Gas	5,444	CCF	\$2,967.55	\$0.00	\$2,967.55	0.5451	28.31%
Water	209	CCF	\$777.75	\$0.00	\$777.75	3.7213	7.42%
Sewer	157	CCF	\$647.46	\$0.00	\$647.46	4.1239	6.18%
Total Cost:			\$10,483.74	\$0.00	\$10,483.74		



Filters: Cost Center Name Not Equal To DoNotReport; Billing Period Equal To 201602All Meter CodesAll Group Names

# elpaso

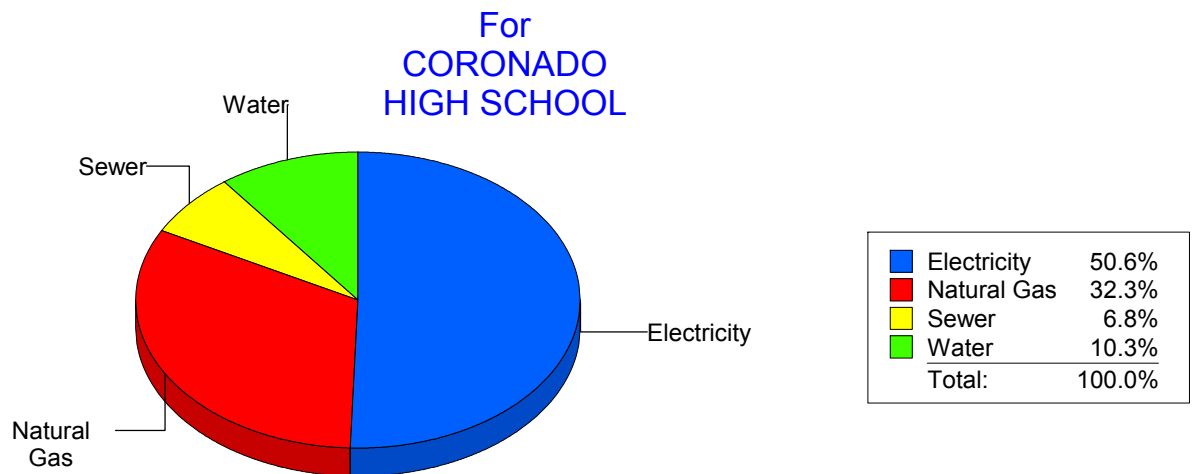
Energy CAP

Cost Avoidance Program

## Cost Summary Graph

Grouped by Energy Type

Energy Type	Use	Units	Meter Cost	Special Charges	Total Cost	Avg Unit Cost	% of Total Cost
Site: CORONADO HIGH SCHOOL - CORONADO HIGH SCHOOL							
Electricity	199,081	KWH	\$17,609.50	\$0.00	\$17,609.50	0.0885	50.60%
Natural Gas	22,161	CCF	\$11,225.86	\$0.00	\$11,225.86	0.5066	32.26%
Water	2,107	CCF	\$3,595.77	\$0.00	\$3,595.77	1.7066	10.33%
Sewer	1,352	CCF	\$2,366.92	\$0.00	\$2,366.92	1.7507	6.80%
Total Cost:			\$34,798.05	\$0.00	\$34,798.05		



Filters: Cost Center Name Not Equal To DoNotReport; Billing Period Equal To 201602All Meter CodesAll Group Names

# elpaso

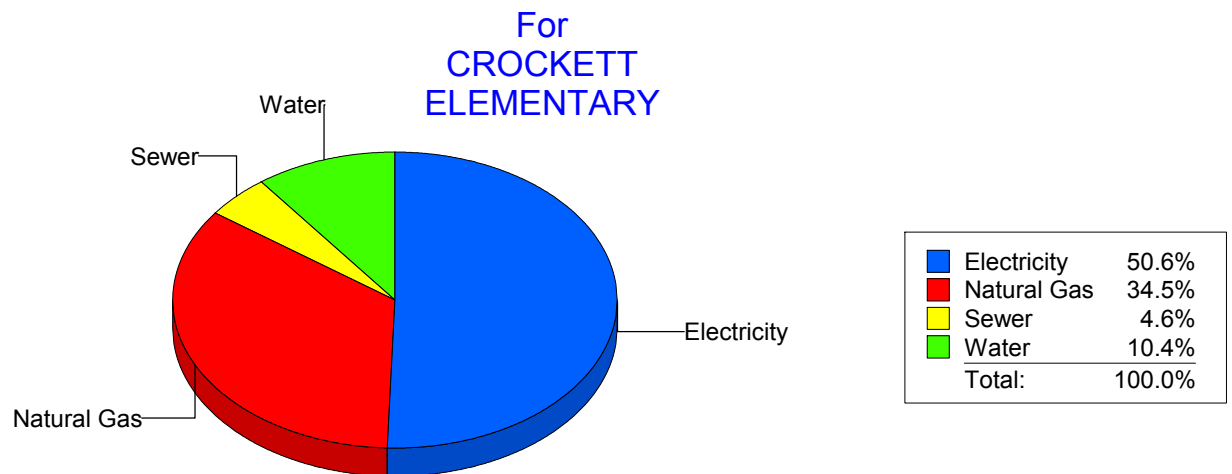
Energy CAP

Cost Avoidance Program

## Cost Summary Graph

Grouped by Energy Type

Energy Type	Use	Units	Meter Cost	Special Charges	Total Cost	Avg Unit Cost	% of Total Cost
Site: CROCKETT - CROCKETT ELEMENTARY							
Electricity	33,662	KWH	\$2,933.48	\$0.00	\$2,933.48	0.0871	50.55%
Natural Gas	3,749	CCF	\$2,002.69	\$0.00	\$2,002.69	0.5342	34.51%
Water	149	CCF	\$601.22	\$0.00	\$601.22	4.0350	10.36%
Sewer	85	CCF	\$265.59	\$0.00	\$265.59	3.1246	4.58%
Total Cost:			\$5,802.98	\$0.00	\$5,802.98		



Filters: Cost Center Name Not Equal To DoNotReport; Billing Period Equal To 201602All Meter CodesAll Group Names

# elpaso

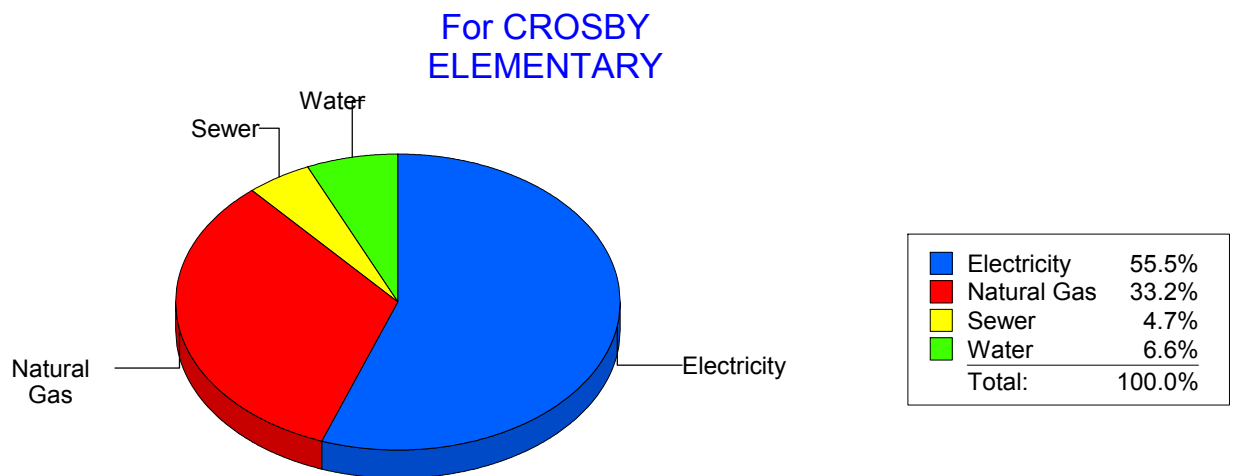
Energy CAP

Cost Avoidance Program

## Cost Summary Graph

Grouped by Energy Type

Energy Type	Use	Units	Meter Cost	Special Charges	Total Cost	Avg Unit Cost	% of Total Cost
Site: CROSBY ELEMENTARY - CROSBY ELEMENTARY							
Electricity	33,848	KWH	\$3,032.39	\$0.00	\$3,032.39	0.0896	55.46%
Natural Gas	3,133	CCF	\$1,813.87	\$0.00	\$1,813.87	0.5790	33.18%
Water	128	CCF	\$361.36	\$0.00	\$361.36	2.8231	6.61%
Sewer	81	CCF	\$259.63	\$0.00	\$259.63	3.2053	4.75%
Total Cost:			\$5,467.25	\$0.00	\$5,467.25		



Filters: Cost Center Name Not Equal To DoNotReport; Billing Period Equal To 201602All Meter CodesAll Group Names

# elpaso

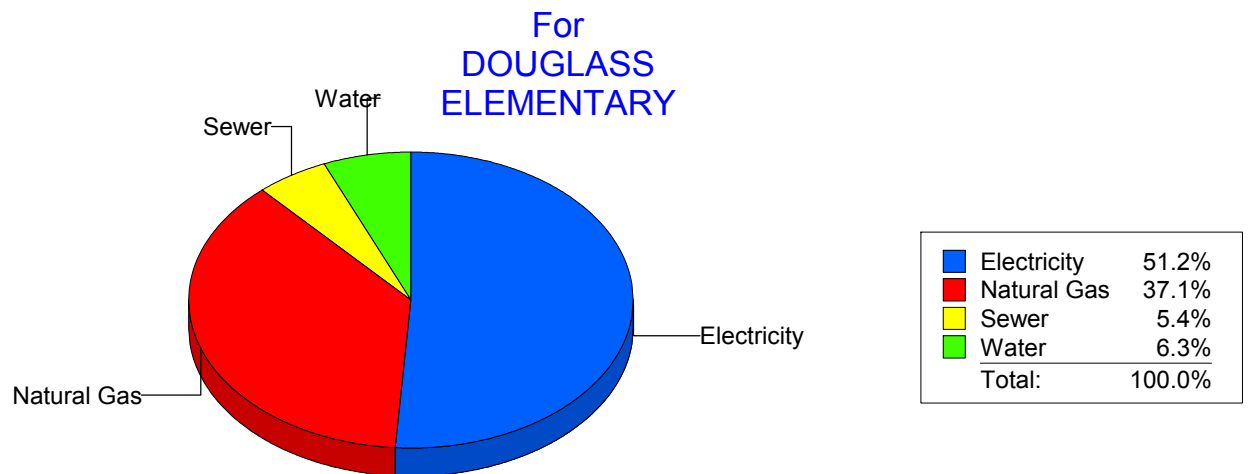
Energy CAP

Cost Avoidance Program

## Cost Summary Graph

Grouped by Energy Type

Energy Type	Use	Units	Meter Cost	Special Charges	Total Cost	Avg Unit Cost	% of Total Cost
Site: DOUGLASS ELEMENTARY - DOUGLASS ELEMENTARY							
Electricity	34,945	KWH	\$3,084.78	\$0.00	\$3,084.78	0.0883	51.18%
Natural Gas	3,990	CCF	\$2,236.29	\$0.00	\$2,236.29	0.5605	37.10%
Water	124	CCF	\$382.56	\$0.00	\$382.56	3.0852	6.35%
Sewer	83	CCF	\$324.19	\$0.00	\$324.19	3.9059	5.38%
Total Cost:			\$6,027.82	\$0.00	\$6,027.82		



Filters: Cost Center Name Not Equal To DoNotReport; Billing Period Equal To 201602All Meter CodesAll Group Names

# elpaso

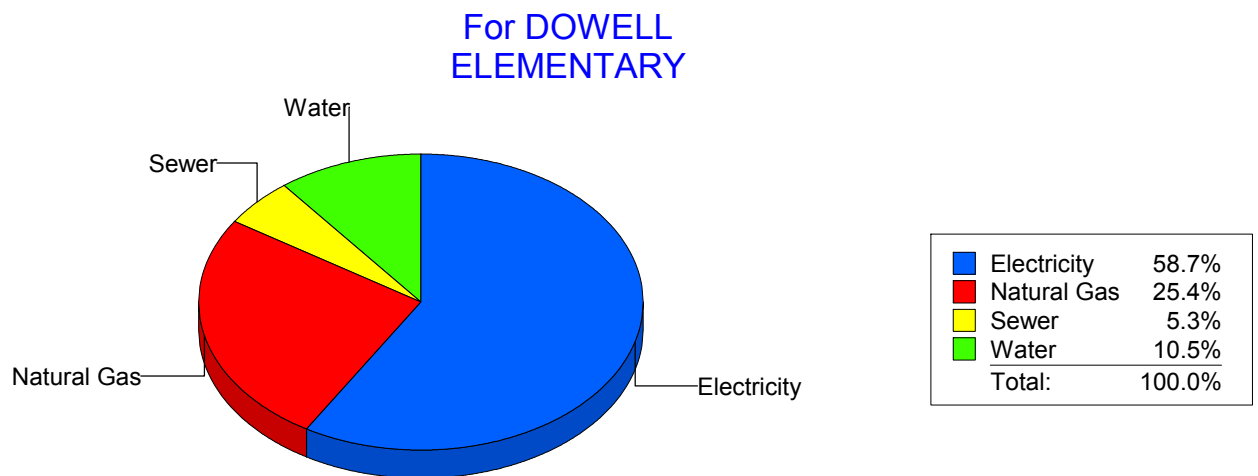
Energy CAP

Cost Avoidance Program

## Cost Summary Graph

Grouped by Energy Type

Energy Type	Use	Units	Meter Cost	Special Charges	Total Cost	Avg Unit Cost	% of Total Cost
Site: DOWELL ELEMENTARY - DOWELL ELEMENTARY							
Electricity	22,422	KWH	\$2,127.70	\$0.00	\$2,127.70	0.0949	58.71%
Natural Gas	1,593	CCF	\$921.18	\$0.00	\$921.18	0.5783	25.42%
Water	139	CCF	\$381.73	\$0.00	\$381.73	2.7463	10.53%
Sewer	91	CCF	\$193.38	\$0.00	\$193.38	2.1251	5.34%
Total Cost:			\$3,623.99	\$0.00	\$3,623.99		



Filters: Cost Center Name Not Equal To DoNotReport; Billing Period Equal To 201602All Meter CodesAll Group Names



**el Paso**

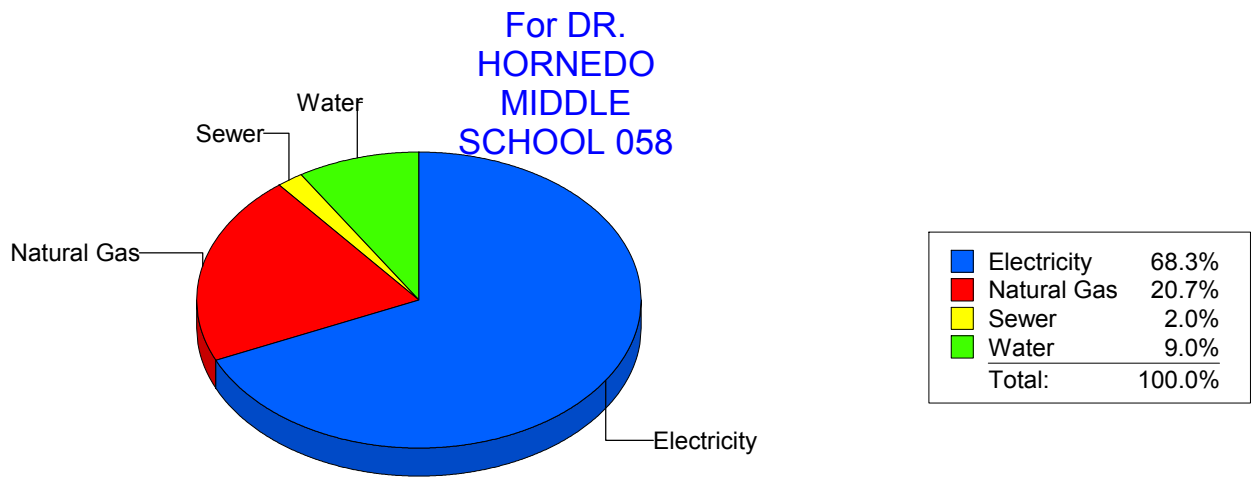
Energy CAP

Cost Avoidance Program

**Cost Summary Graph**

Grouped by Energy Type

Energy Type	Use	Units	Meter Cost	Special Charges	Total Cost	Avg Unit Cost	% of Total Cost
Site: DRHORNEDOMIDDLESCHOOL - DR. HORNEDO MIDDLE SCHOOL 058							
Electricity	90,988	KWH	\$14,592.63	\$0.00	\$14,592.63	0.1604	68.34%
Natural Gas	8,638	CCF	\$4,420.97	\$0.00	\$4,420.97	0.5118	20.70%
Water	510	CCF	\$1,916.02	\$0.00	\$1,916.02	3.7569	8.97%
Sewer	119	CCF	\$424.88	\$0.00	\$424.88	3.5704	1.99%
Total Cost:			\$21,354.50	\$0.00	\$21,354.50		



Filters: Cost Center Name Not Equal To DoNotReport; Billing Period Equal To 201602All Meter CodesAll Group Names

# elpaso

Energy CAP

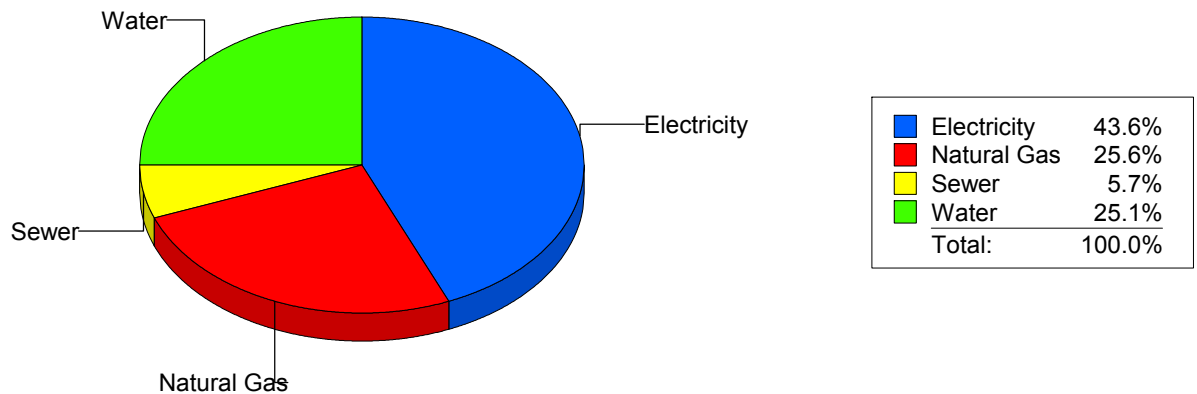
Cost Avoidance Program

## Cost Summary Graph

Grouped by Energy Type

Energy Type	Use	Units	Meter Cost	Special Charges	Total Cost	Avg Unit Cost	% of Total Cost
Site: DR. L.A. NIXON ELEME - DR. L.A. NIXON ELEME							
Electricity	42,240	KWH	\$3,772.83	\$0.00	\$3,772.83	0.0893	43.63%
Natural Gas	3,925	CCF	\$2,212.26	\$0.00	\$2,212.26	0.5636	25.58%
Water	538	CCF	\$2,170.10	\$0.00	\$2,170.10	4.0336	25.10%
Sewer	137	CCF	\$492.13	\$0.00	\$492.13	3.5922	5.69%
Total Cost:			\$8,647.32	\$0.00	\$8,647.32		

For DR. L.A.  
NIXON ELEME



Filters: Cost Center Name Not Equal To DoNotReport; Billing Period Equal To 201602All Meter CodesAll Group Names

# elpaso

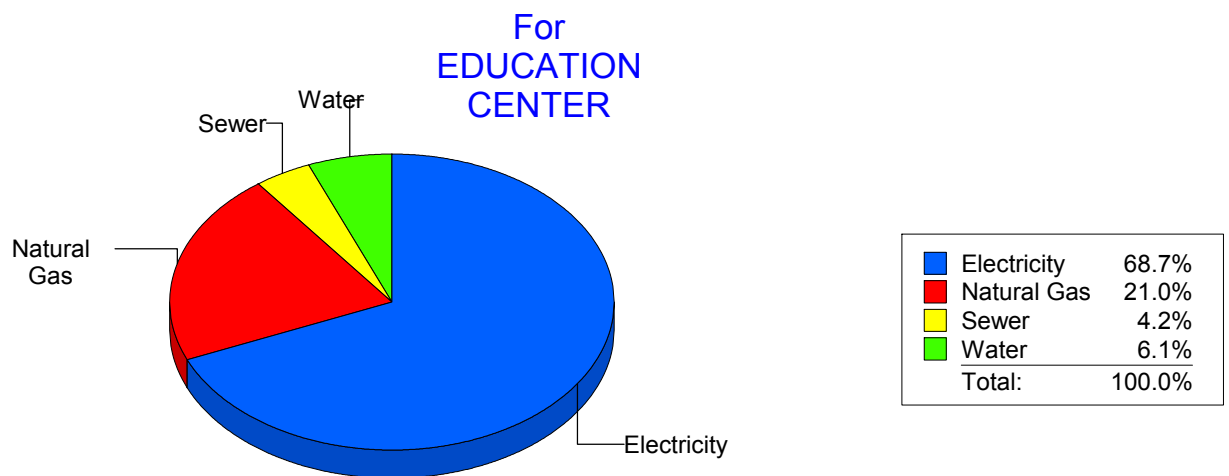
Energy CAP

Cost Avoidance Program

## Cost Summary Graph

Grouped by Energy Type

Energy Type	Use	Units	Meter Cost	Special Charges	Total Cost	Avg Unit Cost	% of Total Cost
Site: EDUCATION CENTER - EDUCATION CENTER							
Electricity	198,490	KWH	\$14,937.29	\$0.00	\$14,937.29	0.0753	68.67%
Natural Gas	8,936	CCF	\$4,568.38	\$0.00	\$4,568.38	0.5112	21.00%
Water	402	CCF	\$1,332.00	\$0.00	\$1,332.00	3.3134	6.12%
Sewer	373	CCF	\$913.24	\$0.00	\$913.24	2.4484	4.20%
Total Cost:			\$21,750.91	\$0.00	\$21,750.91		



Filters: Cost Center Name Not Equal To DoNotReport; Billing Period Equal To 201602All Meter CodesAll Group Names

# elpaso

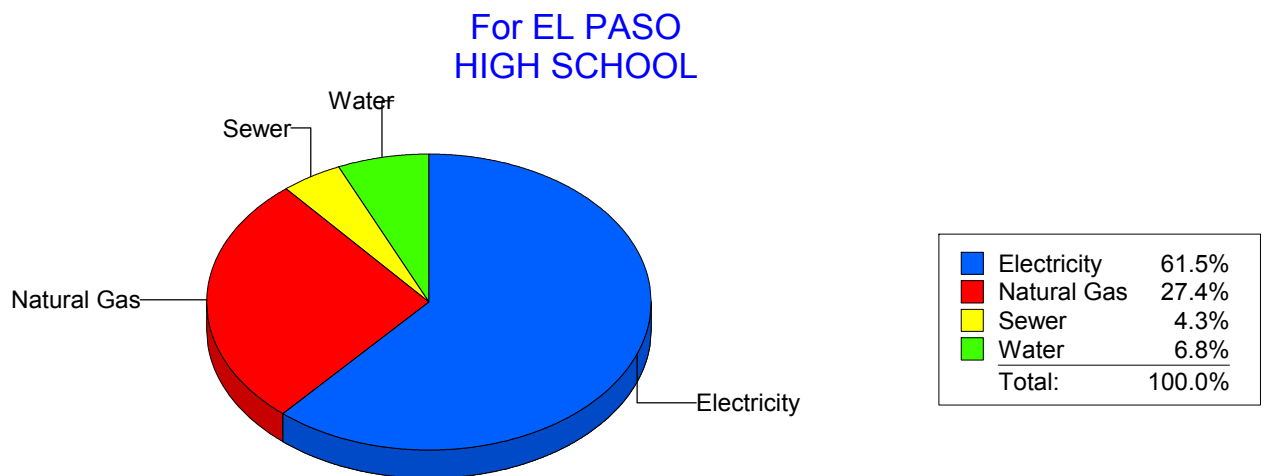
Energy CAP

Cost Avoidance Program

## Cost Summary Graph

Grouped by Energy Type

Energy Type	Use	Units	Meter Cost	Special Charges	Total Cost	Avg Unit Cost	% of Total Cost
Site: EL PASO HIGH SCHOOL - EL PASO HIGH SCHOOL							
Electricity	156,105	KWH	\$14,766.66	\$0.00	\$14,766.66	0.0946	61.47%
Natural Gas	11,754	CCF	\$6,588.72	\$0.00	\$6,588.72	0.5606	27.43%
Water	461	CCF	\$1,630.74	\$0.00	\$1,630.74	3.5374	6.79%
Sewer	355	CCF	\$1,035.04	\$0.00	\$1,035.04	2.9156	4.31%
Total Cost:			\$24,021.16	\$0.00	\$24,021.16		



Filters: Cost Center Name Not Equal To DoNotReport; Billing Period Equal To 201602All Meter CodesAll Group Names

# elpaso

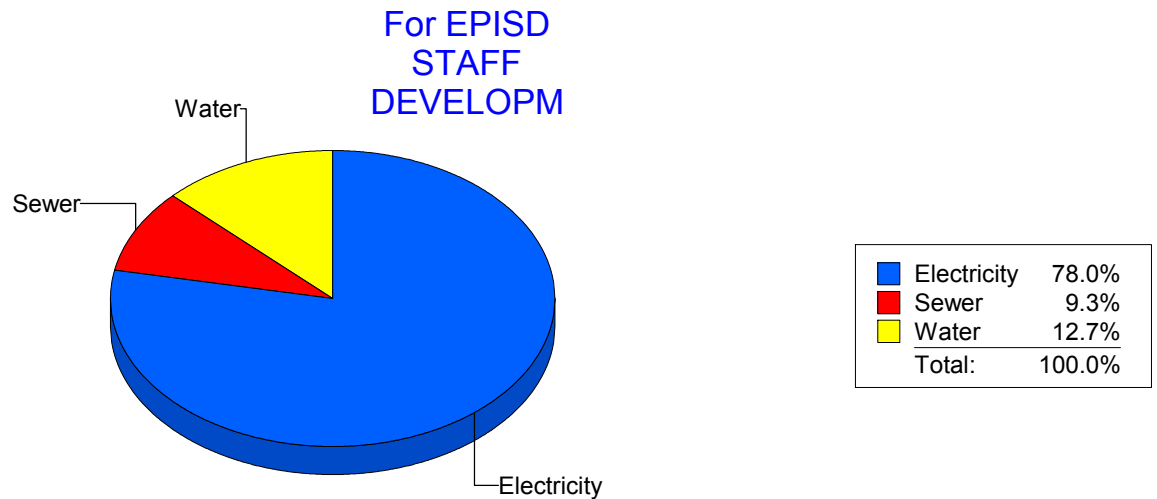
Energy CAP

Cost Avoidance Program

## Cost Summary Graph

Grouped by Energy Type

Energy Type	Use	Units	Meter Cost	Special Charges	Total Cost	Avg Unit Cost	% of Total Cost
Site: EPISD STAFF DEVELOPM - EPISD STAFF DEVELOPM							
Electricity	10,360	KWH	\$675.14	\$0.00	\$675.14	0.0652	78.01%
Water	21	CCF	\$110.20	\$0.00	\$110.20	5.2476	12.73%
Sewer	15	CCF	\$80.14	\$0.00	\$80.14	5.3427	9.26%
Total Cost:			\$865.48	\$0.00	\$865.48		



Filters: Cost Center Name Not Equal To DoNotReport; Billing Period Equal To 201602All Meter CodesAll Group Names

# elpaso

Energy CAP

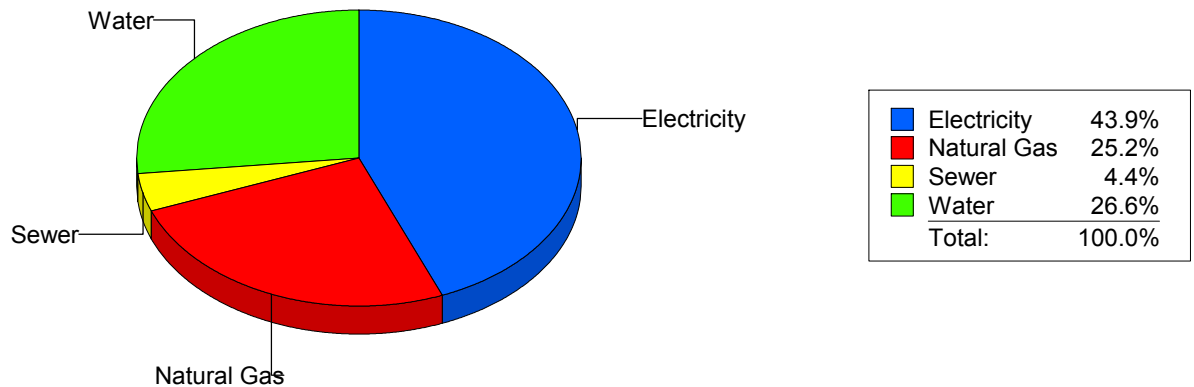
Cost Avoidance Program

## Cost Summary Graph

Grouped by Energy Type

Energy Type	Use	Units	Meter Cost	Special Charges	Total Cost	Avg Unit Cost	% of Total Cost
Site: FANNIN ELEMENTARY - FANNIN ELEMENTARY							
Electricity	40,385	KWH	\$3,931.40	\$0.00	\$3,931.40	0.0973	43.86%
Natural Gas	3,787	CCF	\$2,260.08	\$0.00	\$2,260.08	0.5968	25.21%
Water	563	CCF	\$2,381.52	\$0.00	\$2,381.52	4.2301	26.57%
Sewer	108	CCF	\$391.13	\$0.00	\$391.13	3.6216	4.36%
Total Cost:			\$8,964.13	\$0.00	\$8,964.13		

For FANNIN  
ELEMENTARY



Filters: Cost Center Name Not Equal To DoNotReport; Billing Period Equal To 201602All Meter CodesAll Group Names

**elpaso**

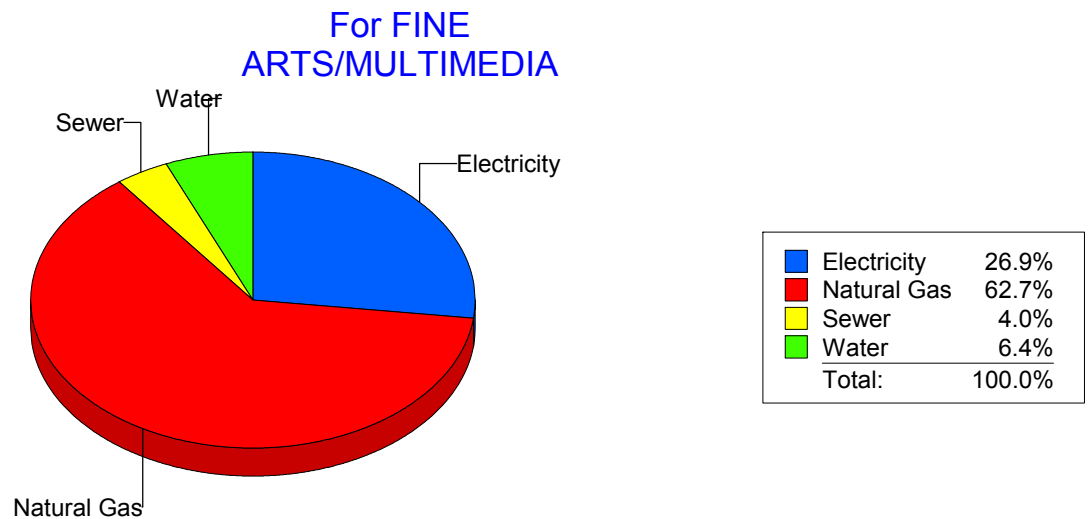
Energy CAP

Cost Avoidance Program

**Cost Summary Graph**

Grouped by Energy Type

Energy Type	Use	Units	Meter Cost	Special Charges	Total Cost	Avg Unit Cost	% of Total Cost
<b>Site: FINE ARTS/MULTIMEDIA - FINE ARTS/MULTIMEDIA</b>							
Electricity	12,971	KWH	\$1,152.38	\$0.00	\$1,152.38	0.0888	26.95%
Natural Gas	5,117	CCF	\$2,679.35	\$0.00	\$2,679.35	0.5236	62.65%
Water	115	CCF	\$275.56	\$0.00	\$275.56	2.3962	6.44%
Sewer	67	CCF	\$169.30	\$0.00	\$169.30	2.5269	3.96%
<b>Total Cost:</b>			<b>\$4,276.59</b>	<b>\$0.00</b>	<b>\$4,276.59</b>		



*Filters: Cost Center Name Not Equal To DoNotReport; Billing Period Equal To 201602All Meter CodesAll Group Names*

**elpaso**

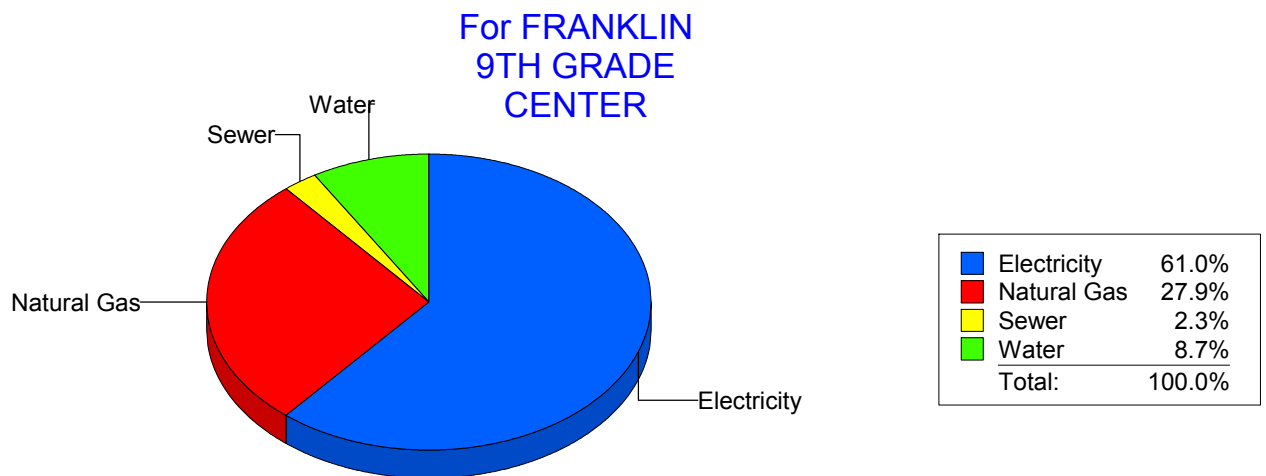
Energy CAP

Cost Avoidance Program

**Cost Summary Graph**

Grouped by Energy Type

Energy Type	Use	Units	Meter Cost	Special Charges	Total Cost	Avg Unit Cost	% of Total Cost
Site: FRANKLIN9THGRADECENTER - FRANKLIN 9TH GRADE CENTER							
Electricity	118,000	KWH	\$10,177.81	\$0.00	\$10,177.81	0.0863	61.04%
Natural Gas	9,115	CCF	\$4,656.91	\$0.00	\$4,656.91	0.5109	27.93%
Water	831	CCF	\$1,457.94	\$0.00	\$1,457.94	1.7544	8.74%
Sewer	89	CCF	\$380.18	\$0.00	\$380.18	4.2717	2.28%
Total Cost:			\$16,672.84	\$0.00	\$16,672.84		



Filters: Cost Center Name Not Equal To DoNotReport; Billing Period Equal To 201602All Meter CodesAll Group Names



# elpaso

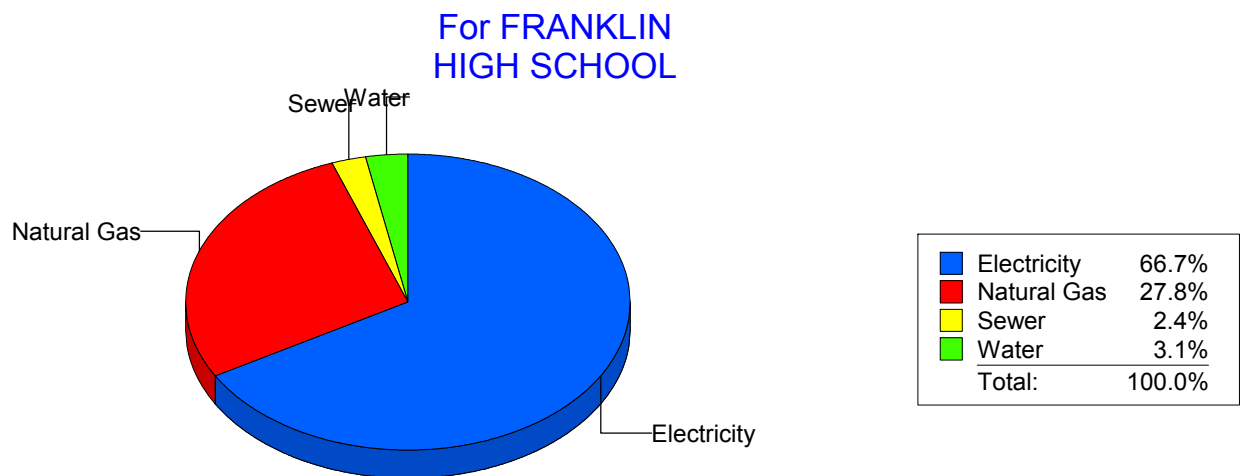
Energy CAP

Cost Avoidance Program

## Cost Summary Graph

Grouped by Energy Type

Energy Type	Use	Units	Meter Cost	Special Charges	Total Cost	Avg Unit Cost	% of Total Cost
Site: FRANKLIN HIGH SCHOOL - FRANKLIN HIGH SCHOOL							
Electricity	272,055	KWH	\$22,417.83	\$0.00	\$22,417.83	0.0824	66.66%
Natural Gas	18,405	CCF	\$9,363.06	\$0.00	\$9,363.06	0.5087	27.84%
Water	464	CCF	\$1,047.98	\$0.00	\$1,047.98	2.2586	3.12%
Sewer	372	CCF	\$801.85	\$0.00	\$801.85	2.1555	2.38%
Total Cost:			\$33,630.72	\$0.00	\$33,630.72		



Filters: Cost Center Name Not Equal To DoNotReport; Billing Period Equal To 201602All Meter CodesAll Group Names

# elpaso

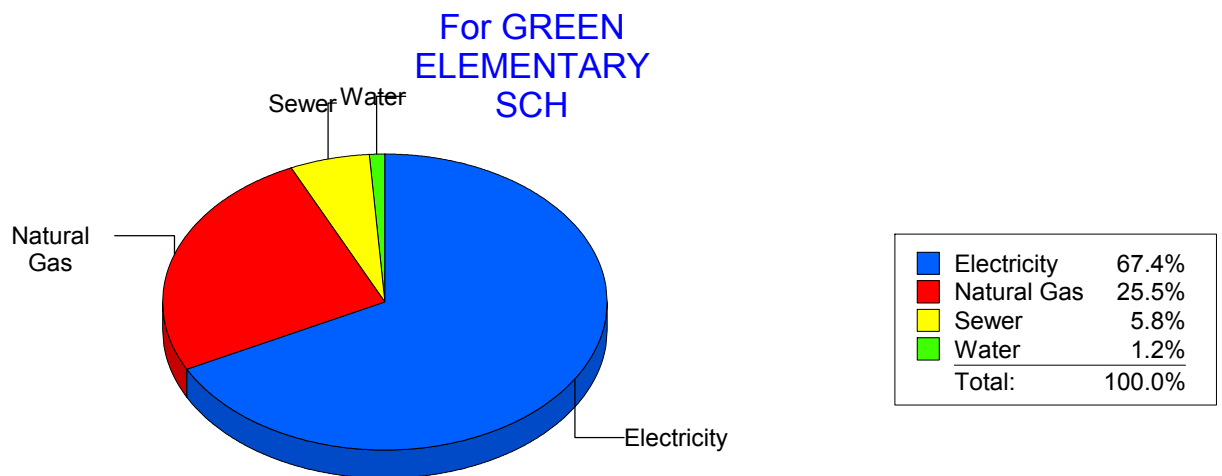
Energy CAP

Cost Avoidance Program

## Cost Summary Graph

Grouped by Energy Type

Energy Type	Use	Units	Meter Cost	Special Charges	Total Cost	Avg Unit Cost	% of Total Cost
Site: GREEN ELEMENTARY SCH - GREEN ELEMENTARY SCH							
Electricity	36,000	KWH	\$6,591.97	\$0.00	\$6,591.97	0.1831	67.45%
Natural Gas	4,497	CCF	\$2,495.51	\$0.00	\$2,495.51	0.5549	25.53%
Water	2	CCF	\$118.99	\$0.00	\$118.99	59.4950	1.22%
Sewer	168	CCF	\$567.36	\$0.00	\$567.36	3.3771	5.80%
Total Cost:			\$9,773.83	\$0.00	\$9,773.83		



Filters: Cost Center Name Not Equal To DoNotReport; Billing Period Equal To 201602All Meter CodesAll Group Names

# elpaso

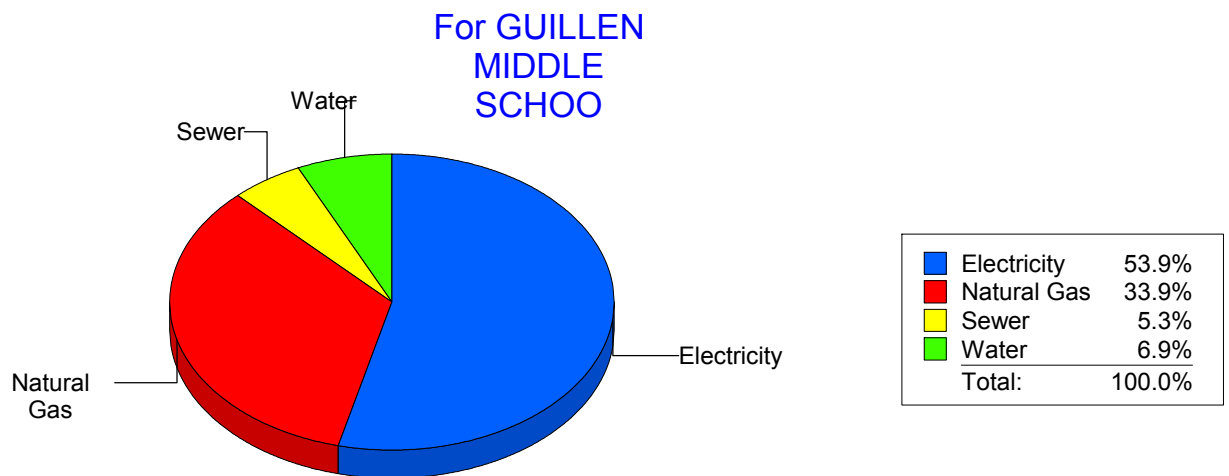
Energy CAP

Cost Avoidance Program

## Cost Summary Graph

Grouped by Energy Type

Energy Type	Use	Units	Meter Cost	Special Charges	Total Cost	Avg Unit Cost	% of Total Cost
Site: GUILLEN MIDDLE SCHOO - GUILLEN MIDDLE SCHOO							
Electricity	82,836	KWH	\$6,946.11	\$0.00	\$6,946.11	0.0839	53.94%
Natural Gas	8,222	CCF	\$4,363.50	\$0.00	\$4,363.50	0.5307	33.89%
Water	354	CCF	\$884.11	\$0.00	\$884.11	2.4975	6.87%
Sewer	304	CCF	\$683.17	\$0.00	\$683.17	2.2473	5.31%
Total Cost:			\$12,876.89	\$0.00	\$12,876.89		



Filters: Cost Center Name Not Equal To DoNotReport; Billing Period Equal To 201602All Meter CodesAll Group Names

# elpaso

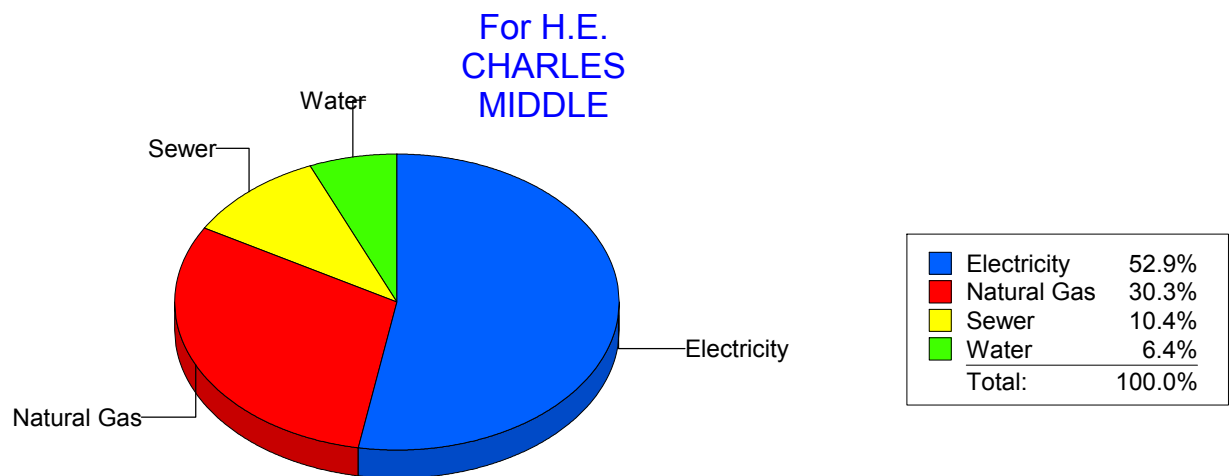
Energy CAP

Cost Avoidance Program

## Cost Summary Graph

Grouped by Energy Type

Energy Type	Use	Units	Meter Cost	Special Charges	Total Cost	Avg Unit Cost	% of Total Cost
Site: H.E. CHARLES MIDDLE - H.E. CHARLES MIDDLE							
Electricity	69,330	KWH	\$5,834.05	\$0.00	\$5,834.05	0.0841	52.88%
Natural Gas	6,225	CCF	\$3,346.26	\$0.00	\$3,346.26	0.5376	30.33%
Water	270	CCF	\$705.08	\$0.00	\$705.08	2.6114	6.39%
Sewer	604	CCF	\$1,147.53	\$0.00	\$1,147.53	1.8999	10.40%
Total Cost:			\$11,032.92	\$0.00	\$11,032.92		



Filters: Cost Center Name Not Equal To DoNotReport; Billing Period Equal To 201602All Meter CodesAll Group Names

# elpaso

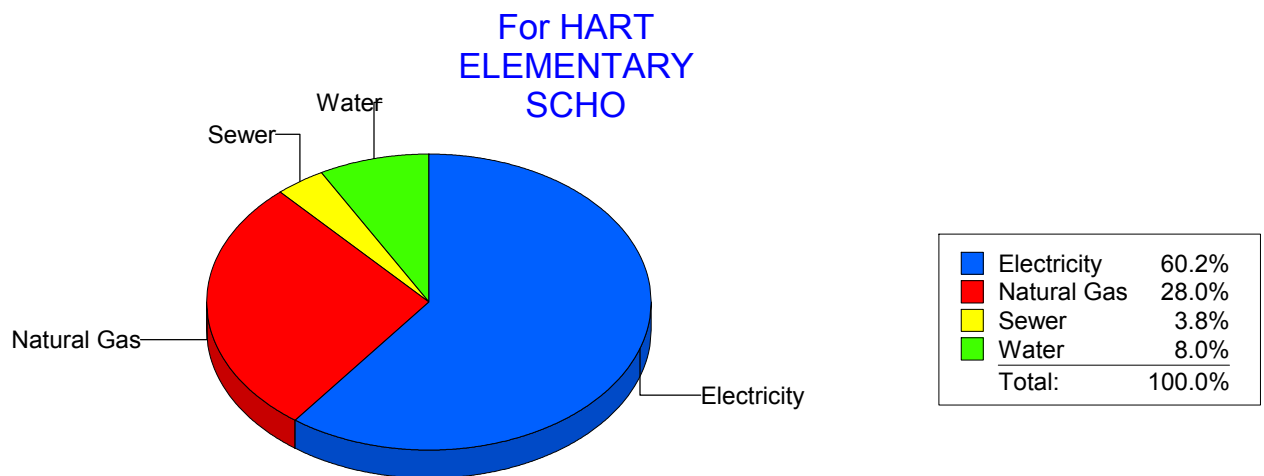
Energy CAP

Cost Avoidance Program

## Cost Summary Graph

Grouped by Energy Type

Energy Type	Use	Units	Meter Cost	Special Charges	Total Cost	Avg Unit Cost	% of Total Cost
Site: HART ELEMENTARY SCHO - HART ELEMENTARY SCHO							
Electricity	50,400	KWH	\$3,798.07	\$0.00	\$3,798.07	0.0754	60.24%
Natural Gas	3,272	CCF	\$1,766.86	\$0.00	\$1,766.86	0.5400	28.02%
Water	114	CCF	\$503.09	\$0.00	\$503.09	4.4131	7.98%
Sewer	51	CCF	\$236.73	\$0.00	\$236.73	4.6418	3.75%
Total Cost:			\$6,304.75	\$0.00	\$6,304.75		



Filters: Cost Center Name Not Equal To DoNotReport; Billing Period Equal To 201602All Meter CodesAll Group Names

**elpaso**

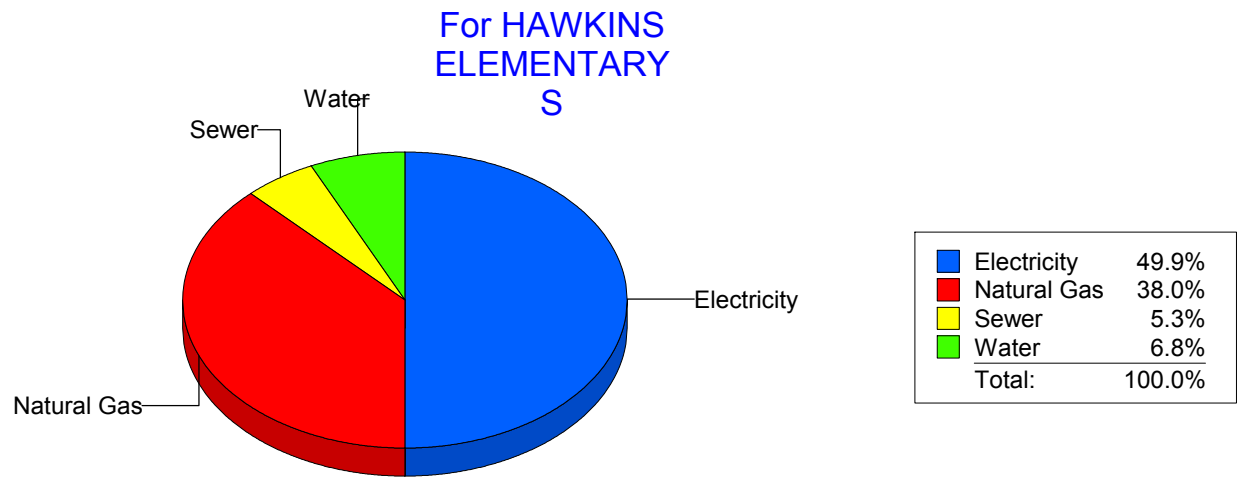
Energy CAP

Cost Avoidance Program

**Cost Summary Graph**

Grouped by Energy Type

Energy Type	Use	Units	Meter Cost	Special Charges	Total Cost	Avg Unit Cost	% of Total Cost
Site: HAWKINS ELEMENTARY S - HAWKINS ELEMENTARY S							
Electricity	25,962	KWH	\$2,181.05	\$0.00	\$2,181.05	0.0840	49.86%
Natural Gas	3,061	CCF	\$1,662.38	\$0.00	\$1,662.38	0.5431	38.01%
Water	91	CCF	\$299.20	\$0.00	\$299.20	3.2879	6.84%
Sewer	62	CCF	\$231.32	\$0.00	\$231.32	3.7310	5.29%
Total Cost:			\$4,373.95	\$0.00	\$4,373.95		



Filters: Cost Center Name Not Equal To DoNotReport; Billing Period Equal To 201602All Meter CodesAll Group Names

# elpaso

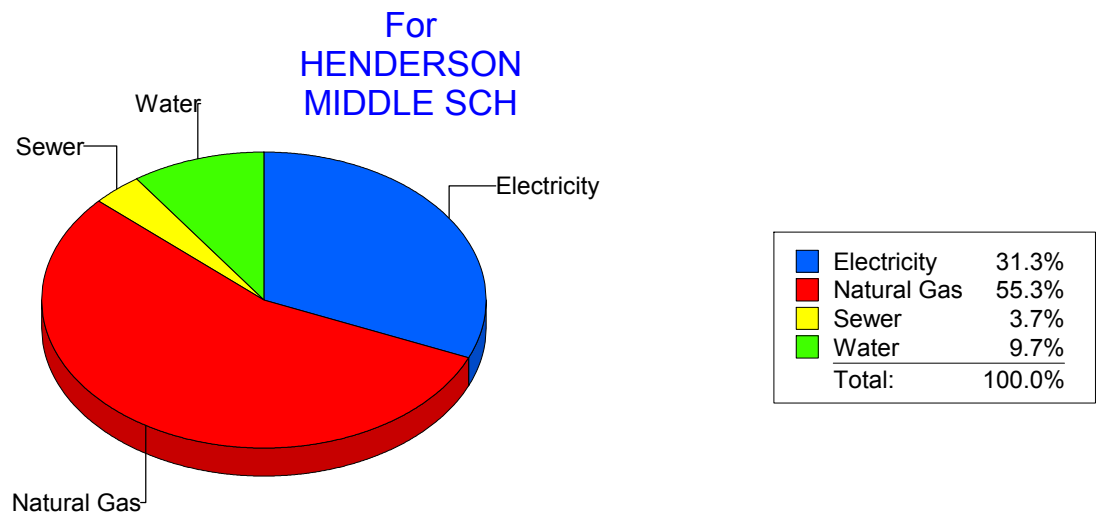
Energy CAP

Cost Avoidance Program

## Cost Summary Graph

Grouped by Energy Type

Energy Type	Use	Units	Meter Cost	Special Charges	Total Cost	Avg Unit Cost	% of Total Cost
Site: HENDERSON MIDDLE SCH - HENDERSON MIDDLE SCH							
Electricity	49,518	KWH	\$2,046.11	\$0.00	\$2,046.11	0.0413	31.27%
Natural Gas	7,019	CCF	\$3,620.15	\$0.00	\$3,620.15	0.5158	55.32%
Water	227	CCF	\$632.24	\$0.00	\$632.24	2.7852	9.66%
Sewer	118	CCF	\$245.29	\$0.00	\$245.29	2.0787	3.75%
Total Cost:			\$6,543.79	\$0.00	\$6,543.79		



Filters: Cost Center Name Not Equal To DoNotReport; Billing Period Equal To 201602All Meter CodesAll Group Names

# elpaso


Energy CAP

Cost Avoidance Program

## Cost Summary Graph

Grouped by Energy Type

Energy Type	Use	Units	Meter Cost	Special Charges	Total Cost	Avg Unit Cost	% of Total Cost
Site: HERCULES COTTAGES - HERCULES COTTAGES							
Electricity	7,391	KWH	\$916.75	\$0.00	\$916.75	0.1240	49.66%
Natural Gas	434	CCF	\$770.29	\$0.00	\$770.29	1.7749	41.72%
Water	35	CCF	\$83.51	\$0.00	\$83.51	2.3860	4.52%
Sewer	27	CCF	\$75.63	\$0.00	\$75.63	2.8011	4.10%
Total Cost:			\$1,846.18	\$0.00	\$1,846.18		



Filters: Cost Center Name Not Equal To DoNotReport; Billing Period Equal To 201602All Meter CodesAll Group Names



# elpaso

Energy CAP

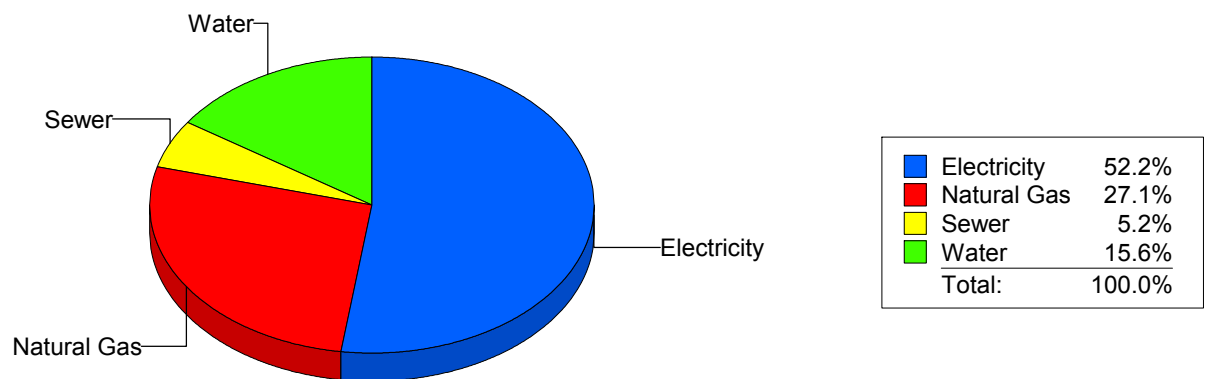
Cost Avoidance Program

## Cost Summary Graph

Grouped by Energy Type

Energy Type	Use	Units	Meter Cost	Special Charges	Total Cost	Avg Unit Cost	% of Total Cost
Site: HERRERA - HERRERA ELEMENTARY							
Electricity	53,000	KWH	\$4,518.85	\$0.00	\$4,518.85	0.0853	52.20%
Natural Gas	4,438	CCF	\$2,343.49	\$0.00	\$2,343.49	0.5281	27.07%
Water	327	CCF	\$1,346.38	\$0.00	\$1,346.38	4.1174	15.55%
Sewer	135	CCF	\$448.72	\$0.00	\$448.72	3.3239	5.18%
Total Cost:			\$8,657.44	\$0.00	\$8,657.44		

For HERRERA  
ELEMENTARY



Filters: Cost Center Name Not Equal To DoNotReport; Billing Period Equal To 201602All Meter CodesAll Group Names

# elpaso

Energy CAP

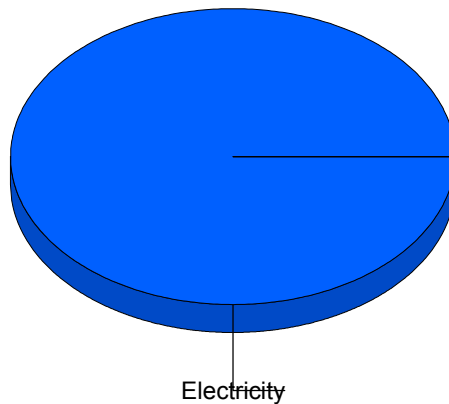
Cost Avoidance Program

## Cost Summary Graph

Grouped by Energy Type

Energy Type	Use	Units	Meter Cost	Special Charges	Total Cost	Avg Unit Cost	% of Total Cost
Site: HIGHLAND/ANNEX - HIGHLAND/ANNEX							
Electricity	5,080	KWH	\$622.90	\$0.00	\$622.90	0.1226	100.00%
Total Cost:			\$622.90	\$0.00	\$622.90		

For  
HIGHLAND/ANNEX



Filters: Cost Center Name Not Equal To DoNotReport; Billing Period Equal To 201602All Meter CodesAll Group Names

# elpaso

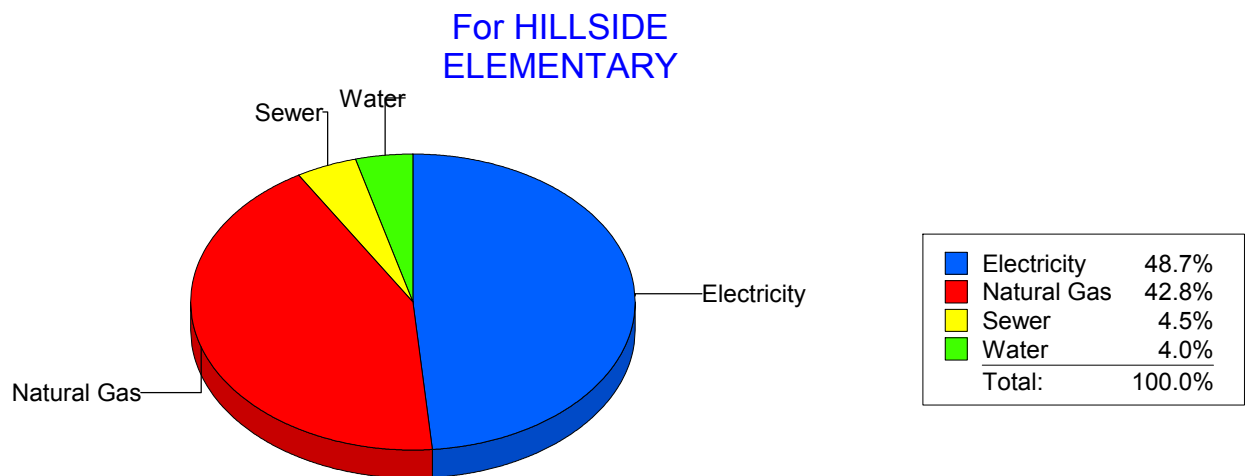
Energy CAP

Cost Avoidance Program

## Cost Summary Graph

Grouped by Energy Type

Energy Type	Use	Units	Meter Cost	Special Charges	Total Cost	Avg Unit Cost	% of Total Cost
Site: HILLSIDE ELEMENTARY - HILLSIDE ELEMENTARY							
Electricity	59,597	KWH	\$4,267.55	\$0.00	\$4,267.55	0.0716	48.71%
Natural Gas	6,780	CCF	\$3,747.00	\$0.00	\$3,747.00	0.5527	42.77%
Water	80	CCF	\$353.78	\$0.00	\$353.78	4.4223	4.04%
Sewer	109	CCF	\$392.62	\$0.00	\$392.62	3.6020	4.48%
Total Cost:			\$8,760.95	\$0.00	\$8,760.95		



Filters: Cost Center Name Not Equal To DoNotReport; Billing Period Equal To 201602All Meter CodesAll Group Names

# elpaso

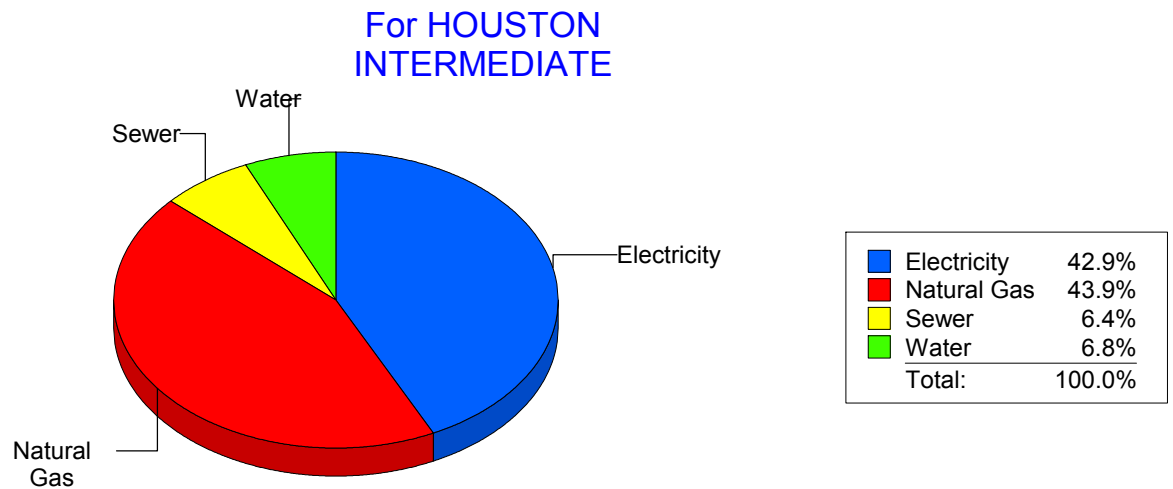
Energy CAP

Cost Avoidance Program

## Cost Summary Graph

Grouped by Energy Type

Energy Type	Use	Units	Meter Cost	Special Charges	Total Cost	Avg Unit Cost	% of Total Cost
Site: HOUSTON INTERMEDIATE - HOUSTON INTERMEDIATE							
Electricity	29,000	KWH	\$2,429.74	\$0.00	\$2,429.74	0.0838	42.91%
Natural Gas	4,239	CCF	\$2,483.49	\$0.00	\$2,483.49	0.5859	43.86%
Water	95	CCF	\$384.57	\$0.00	\$384.57	4.0481	6.79%
Sewer	82	CCF	\$364.19	\$0.00	\$364.19	4.4413	6.43%
Total Cost:			\$5,661.99	\$0.00	\$5,661.99		



Filters: Cost Center Name Not Equal To DoNotReport; Billing Period Equal To 201602All Meter CodesAll Group Names

# elpaso

Energy CAP

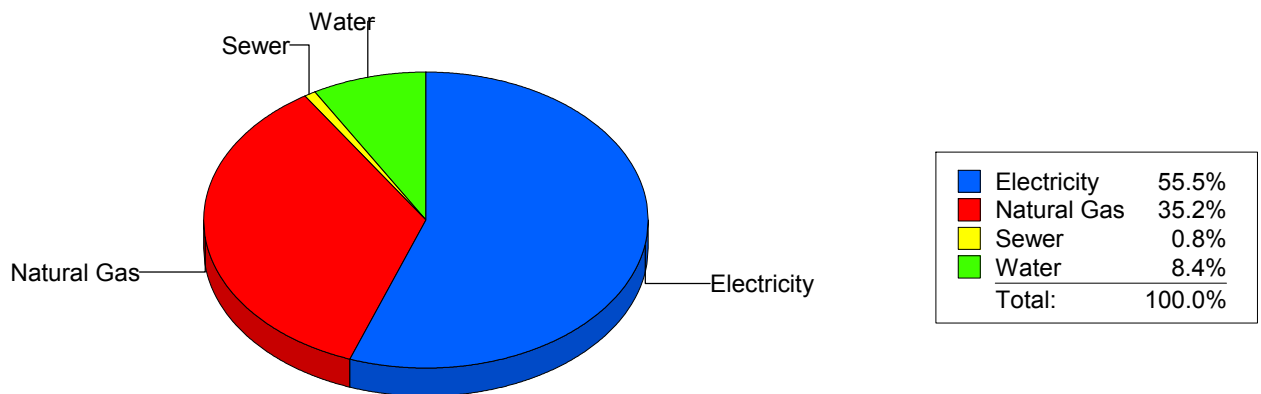
Cost Avoidance Program

## Cost Summary Graph

Grouped by Energy Type

Energy Type	Use	Units	Meter Cost	Special Charges	Total Cost	Avg Unit Cost	% of Total Cost
Site: MOYE - HR MOYE							
Electricity	55,800	KWH	\$5,288.06	\$0.00	\$5,288.06	0.0948	55.52%
Natural Gas	6,487	CCF	\$3,357.11	\$0.00	\$3,357.11	0.5175	35.25%
Water	159	CCF	\$804.29	\$0.00	\$804.29	5.0584	8.44%
Sewer	75	CCF	\$75.00	\$0.00	\$75.00	1.0000	0.79%
Total Cost:			\$9,524.46	\$0.00	\$9,524.46		

For HR MOYE



Filters: Cost Center Name Not Equal To DoNotReport; Billing Period Equal To 201602All Meter CodesAll Group Names

# elpaso

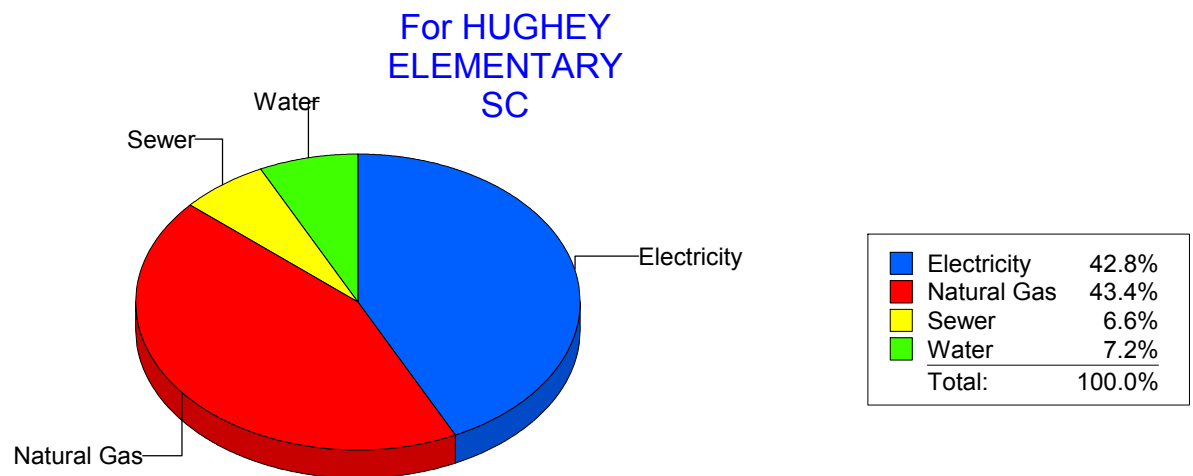
Energy CAP

Cost Avoidance Program

## Cost Summary Graph

Grouped by Energy Type

Energy Type	Use	Units	Meter Cost	Special Charges	Total Cost	Avg Unit Cost	% of Total Cost
Site: HUGHEY ELEMENTARY SC - HUGHEY ELEMENTARY SC							
Electricity	38,665	KWH	\$3,375.02	\$0.00	\$3,375.02	0.0873	42.85%
Natural Gas	6,114	CCF	\$3,419.10	\$0.00	\$3,419.10	0.5592	43.41%
Water	145	CCF	\$563.93	\$0.00	\$563.93	3.8892	7.16%
Sewer	147	CCF	\$518.71	\$0.00	\$518.71	3.5286	6.59%
Total Cost:			\$7,876.76	\$0.00	\$7,876.76		



Filters: Cost Center Name Not Equal To DoNotReport; Billing Period Equal To 201602All Meter CodesAll Group Names

# elpaso

Energy CAP

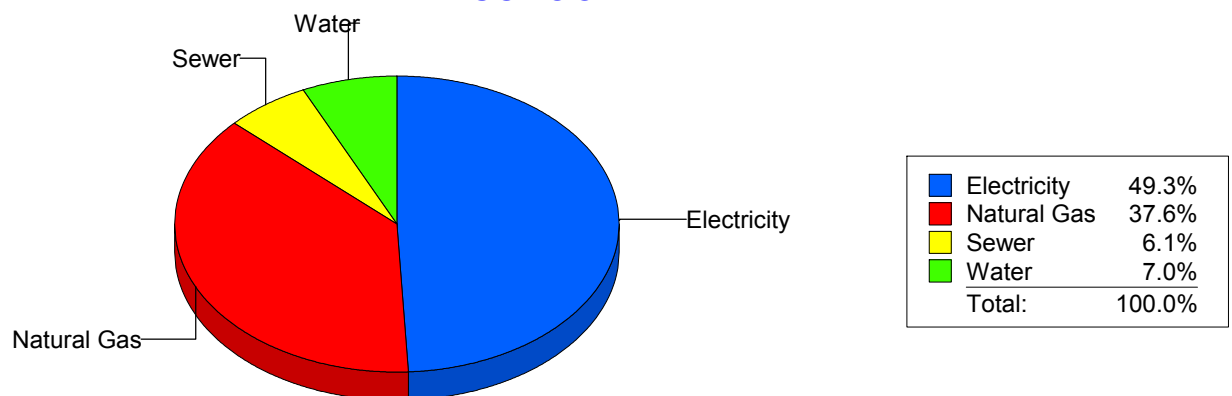
Cost Avoidance Program

## Cost Summary Graph

Grouped by Energy Type

Energy Type	Use	Units	Meter Cost	Special Charges	Total Cost	Avg Unit Cost	% of Total Cost
Site: IRVIN HIGH SCHOOL - IRVIN HIGH SCHOOL							
Electricity	115,570	KWH	\$9,864.06	\$0.00	\$9,864.06	0.0854	49.25%
Natural Gas	14,690	CCF	\$7,532.06	\$0.00	\$7,532.06	0.5127	37.61%
Water	750	CCF	\$1,406.22	\$0.00	\$1,406.22	1.8750	7.02%
Sewer	714	CCF	\$1,224.60	\$0.00	\$1,224.60	1.7151	6.11%
Total Cost:			\$20,026.94	\$0.00	\$20,026.94		

For IRVIN HIGH SCHOOL



Filters: Cost Center Name Not Equal To DoNotReport; Billing Period Equal To 201602All Meter CodesAll Group Names

# elpaso

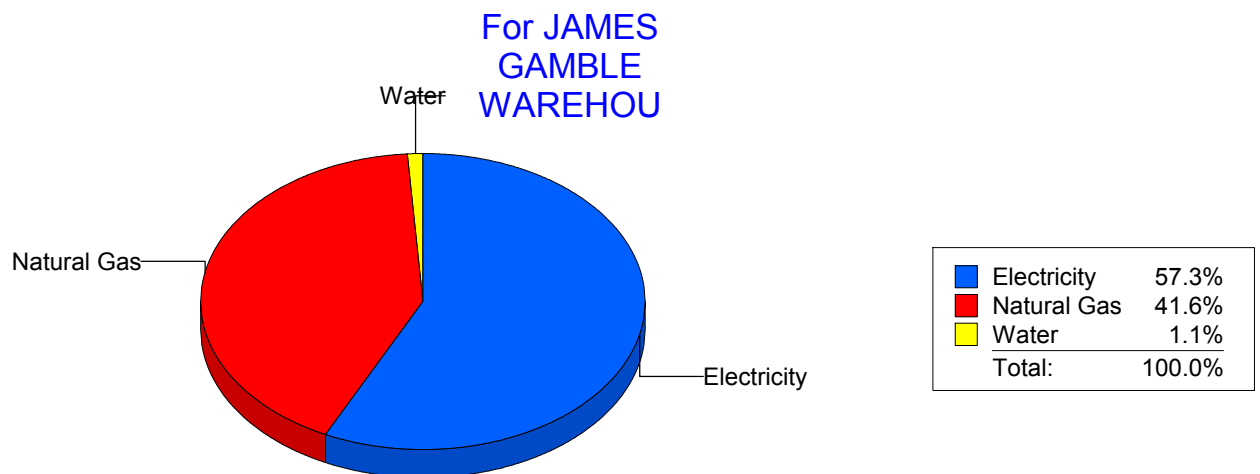
Energy CAP

Cost Avoidance Program

## Cost Summary Graph

Grouped by Energy Type

Energy Type	Use	Units	Meter Cost	Special Charges	Total Cost	Avg Unit Cost	% of Total Cost
Site: JAMES GAMBLE WAREHOU - JAMES GAMBLE WAREHOU							
Electricity	29,900	KWH	\$2,296.61	\$0.00	\$2,296.61	0.0768	57.31%
Natural Gas	3,073	CCF	\$1,668.36	\$0.00	\$1,668.36	0.5429	41.63%
Water	0	CCF	\$42.47	\$0.00	\$42.47	0.0000	1.06%
Total Cost:			\$4,007.44	\$0.00	\$4,007.44		



Filters: Cost Center Name Not Equal To DoNotReport; Billing Period Equal To 201602All Meter CodesAll Group Names



# elpaso

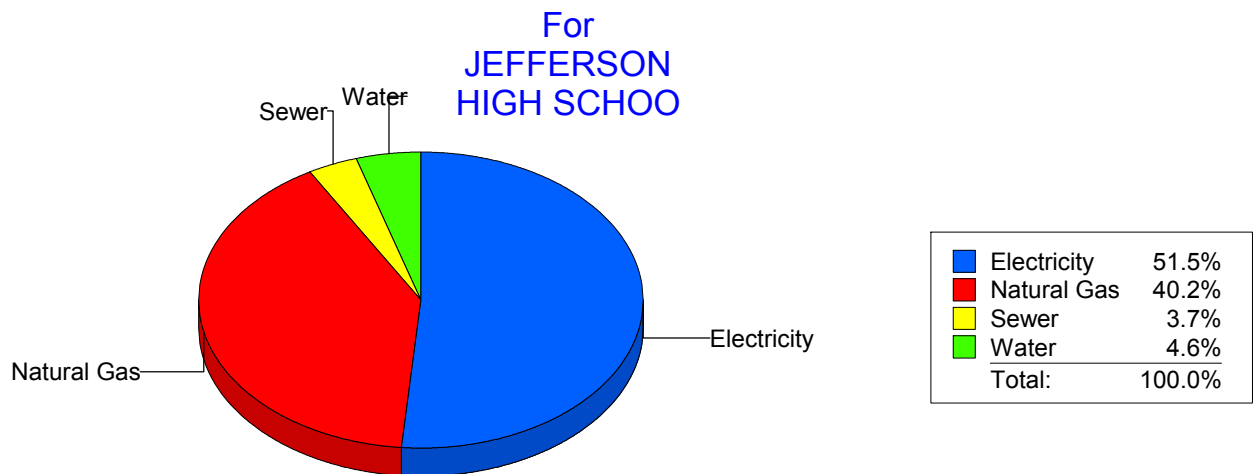
Energy CAP

Cost Avoidance Program

## Cost Summary Graph

Grouped by Energy Type

Energy Type	Use	Units	Meter Cost	Special Charges	Total Cost	Avg Unit Cost	% of Total Cost
Site: JEFFERSON HIGH SCHOO - JEFFERSON HIGH SCHOO							
Electricity	115,616	KWH	\$9,535.43	\$0.00	\$9,535.43	0.0825	51.53%
Natural Gas	12,934	CCF	\$7,433.44	\$0.00	\$7,433.44	0.5747	40.17%
Water	292	CCF	\$856.90	\$0.00	\$856.90	2.9346	4.63%
Sewer	197	CCF	\$679.83	\$0.00	\$679.83	3.4509	3.67%
Total Cost:			\$18,505.60	\$0.00	\$18,505.60		



Filters: Cost Center Name Not Equal To DoNotReport; Billing Period Equal To 201602All Meter CodesAll Group Names

# elpaso

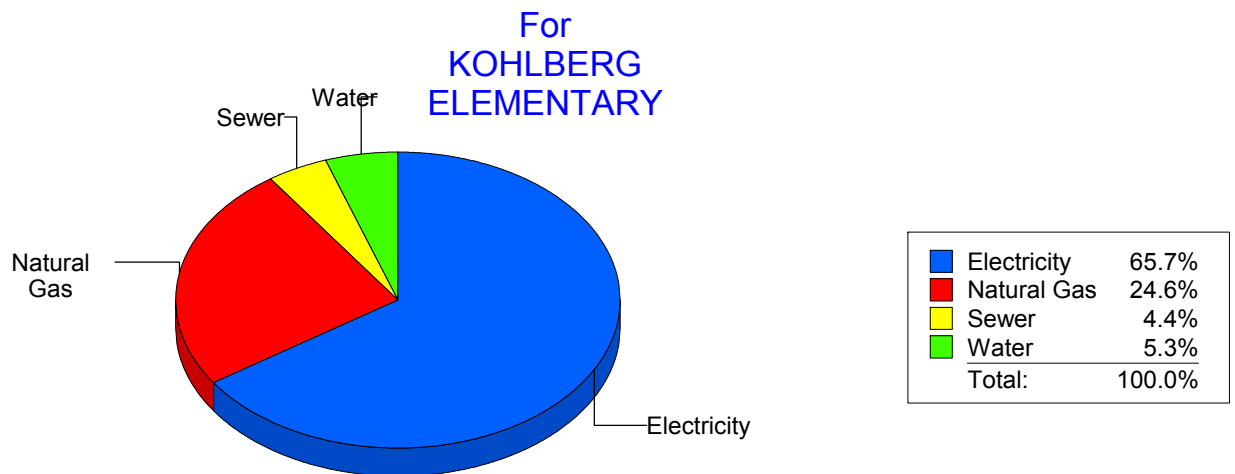
Energy CAP

Cost Avoidance Program

## Cost Summary Graph

Grouped by Energy Type

Energy Type	Use	Units	Meter Cost	Special Charges	Total Cost	Avg Unit Cost	% of Total Cost
Site: KOHLBERG ELEMENTARY - KOHLBERG ELEMENTARY							
Electricity	68,560	KWH	\$6,916.18	\$0.00	\$6,916.18	0.1009	65.65%
Natural Gas	4,694	CCF	\$2,590.50	\$0.00	\$2,590.50	0.5519	24.59%
Water	203	CCF	\$562.18	\$0.00	\$562.18	2.7694	5.34%
Sewer	166	CCF	\$465.87	\$0.00	\$465.87	2.8064	4.42%
Total Cost:			\$10,534.73	\$0.00	\$10,534.73		



Filters: Cost Center Name Not Equal To DoNotReport; Billing Period Equal To 201602All Meter CodesAll Group Names

# elpaso

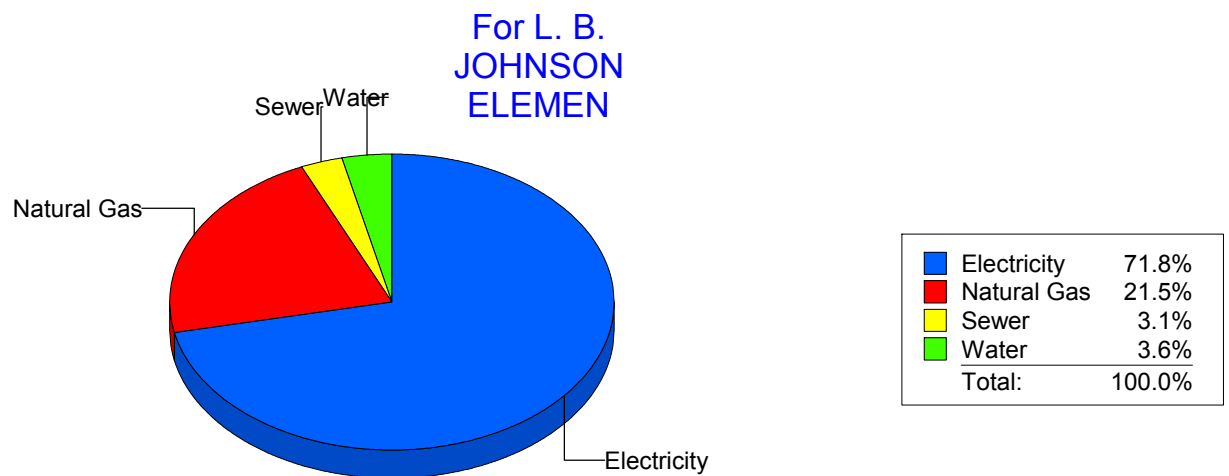
Energy CAP

Cost Avoidance Program

## Cost Summary Graph

Grouped by Energy Type

Energy Type	Use	Units	Meter Cost	Special Charges	Total Cost	Avg Unit Cost	% of Total Cost
Site: L. B. JOHNSON ELEMEN - L. B. JOHNSON ELEMEN							
Electricity	66,400	KWH	\$8,251.86	\$0.00	\$8,251.86	0.1243	71.78%
Natural Gas	4,454	CCF	\$2,469.79	\$0.00	\$2,469.79	0.5545	21.48%
Water	148	CCF	\$416.10	\$0.00	\$416.10	2.8115	3.62%
Sewer	133	CCF	\$358.91	\$0.00	\$358.91	2.6986	3.12%
Total Cost:			\$11,496.66	\$0.00	\$11,496.66		



Filters: Cost Center Name Not Equal To DoNotReport; Billing Period Equal To 201602All Meter CodesAll Group Names

# elpaso

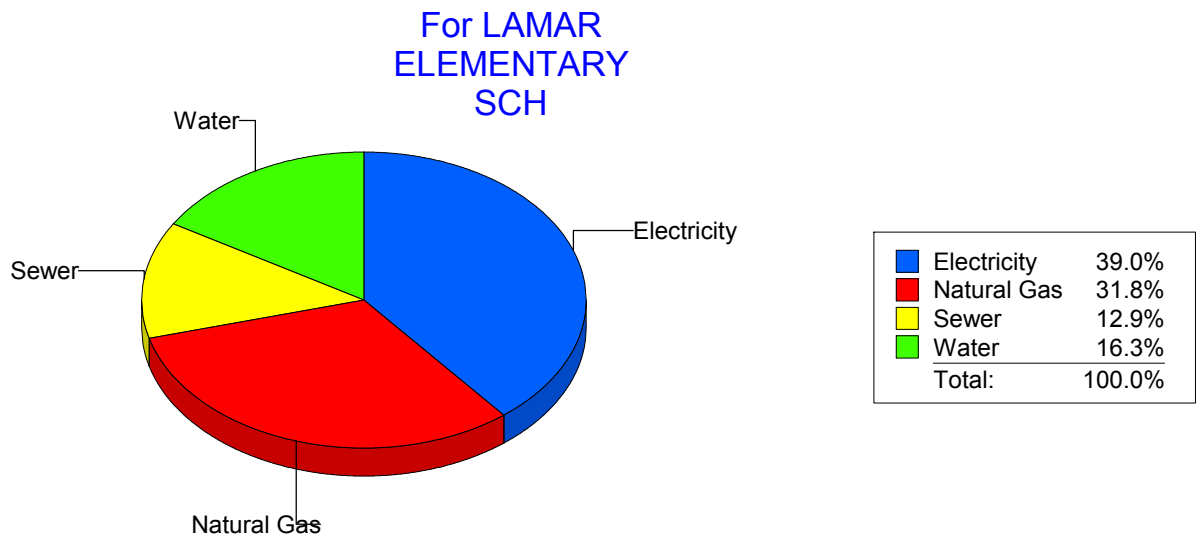
Energy CAP

Cost Avoidance Program

## Cost Summary Graph

Grouped by Energy Type

Energy Type	Use	Units	Meter Cost	Special Charges	Total Cost	Avg Unit Cost	% of Total Cost
Site: LAMAR ELEMENTARY SCH - LAMAR ELEMENTARY SCH							
Electricity	4,800	KWH	\$2,104.86	\$0.00	\$2,104.86	0.4385	39.05%
Natural Gas	2,719	CCF	\$1,713.92	\$0.00	\$1,713.92	0.6303	31.80%
Water	305	CCF	\$878.00	\$0.00	\$878.00	2.8787	16.29%
Sewer	203	CCF	\$693.42	\$0.00	\$693.42	3.4159	12.86%
Total Cost:			\$5,390.20	\$0.00	\$5,390.20		



Filters: Cost Center Name Not Equal To DoNotReport; Billing Period Equal To 201602All Meter CodesAll Group Names

# elpaso

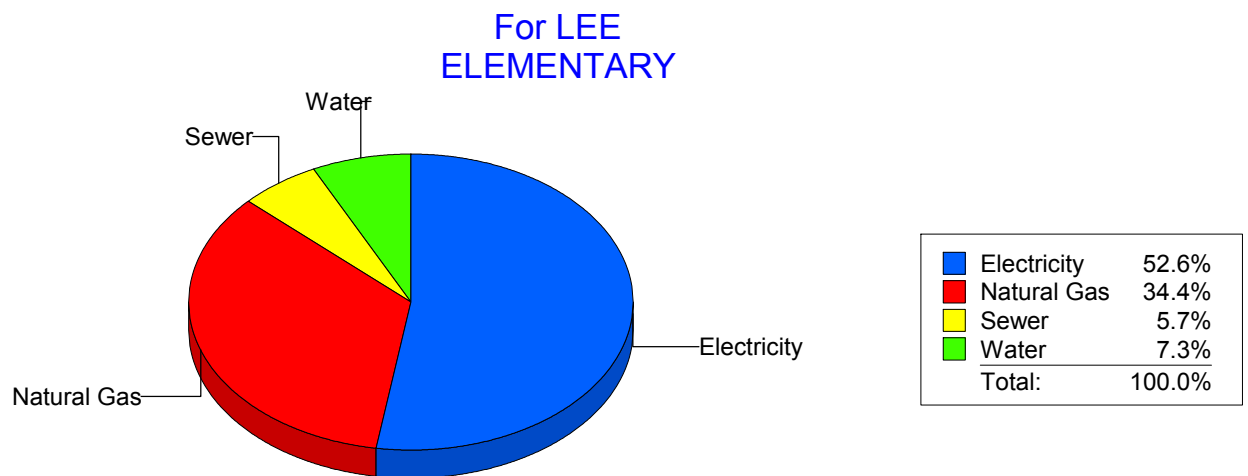
Energy CAP

Cost Avoidance Program

## Cost Summary Graph

Grouped by Energy Type

Energy Type	Use	Units	Meter Cost	Special Charges	Total Cost	Avg Unit Cost	% of Total Cost
Site: LEE ELEMENTARY - LEE ELEMENTARY							
Electricity	36,460	KWH	\$4,206.12	\$0.00	\$4,206.12	0.1154	52.56%
Natural Gas	5,270	CCF	\$2,755.03	\$0.00	\$2,755.03	0.5228	34.43%
Water	31	CCF	\$582.89	\$0.00	\$582.89	18.8029	7.28%
Sewer	103	CCF	\$458.83	\$0.00	\$458.83	4.4547	5.73%
Total Cost:			\$8,002.87	\$0.00	\$8,002.87		



Filters: Cost Center Name Not Equal To DoNotReport; Billing Period Equal To 201602All Meter CodesAll Group Names

# elpaso

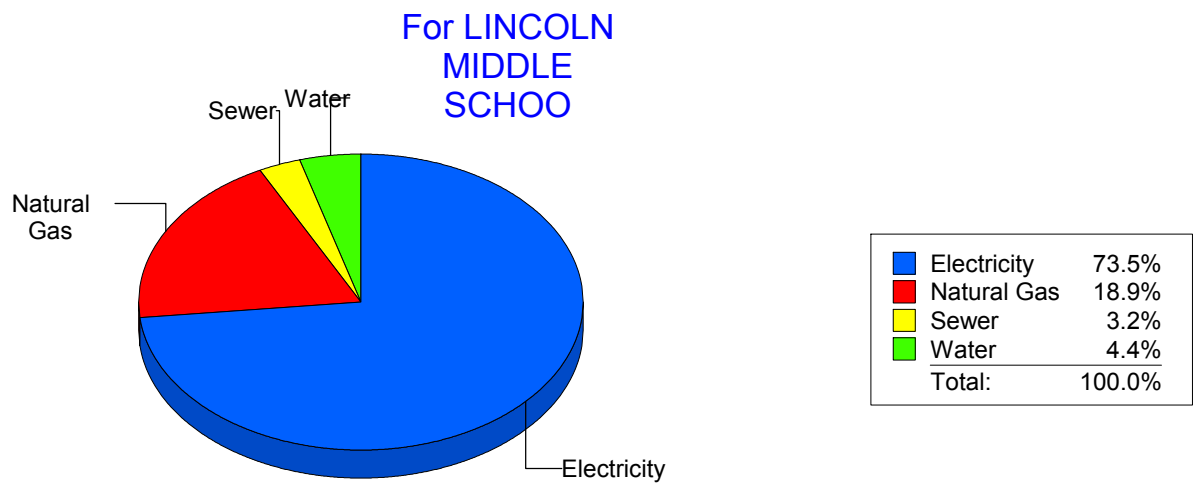
Energy CAP

Cost Avoidance Program

## Cost Summary Graph

Grouped by Energy Type

Energy Type	Use	Units	Meter Cost	Special Charges	Total Cost	Avg Unit Cost	% of Total Cost
Site: LINCOLN MIDDLE SCHOO - LINCOLN MIDDLE SCHOO							
Electricity	114,500	KWH	\$10,981.97	\$0.00	\$10,981.97	0.0959	73.46%
Natural Gas	5,426	CCF	\$2,832.19	\$0.00	\$2,832.19	0.5220	18.95%
Water	304	CCF	\$656.94	\$0.00	\$656.94	2.1610	4.39%
Sewer	213	CCF	\$478.11	\$0.00	\$478.11	2.2446	3.20%
Total Cost:			\$14,949.21	\$0.00	\$14,949.21		



Filters: Cost Center Name Not Equal To DoNotReport; Billing Period Equal To 201602All Meter CodesAll Group Names

# elpaso

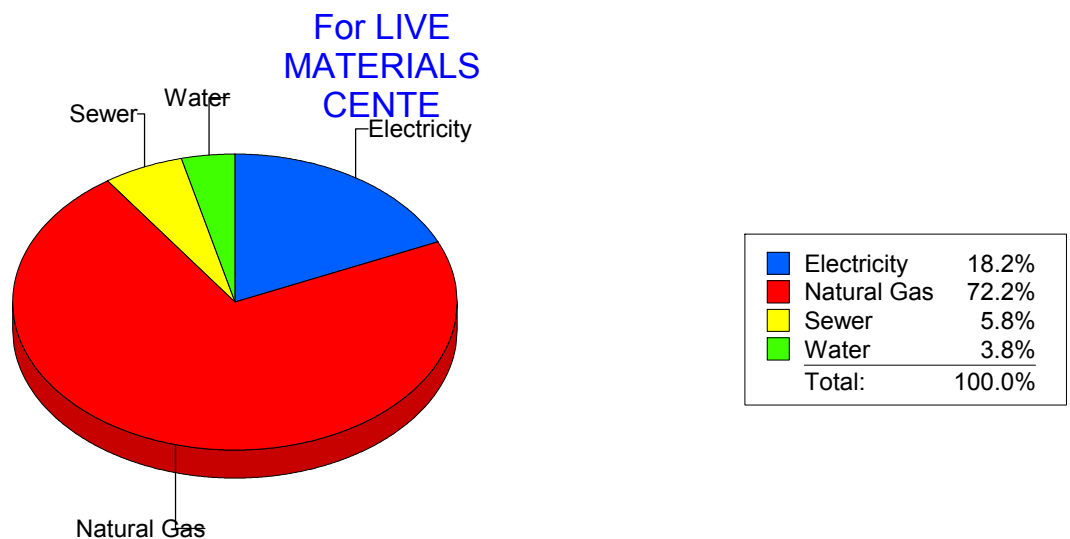
Energy CAP

Cost Avoidance Program

## Cost Summary Graph

Grouped by Energy Type

Energy Type	Use	Units	Meter Cost	Special Charges	Total Cost	Avg Unit Cost	% of Total Cost
Site: LIVE MATERIALS CENTE - LIVE MATERIALS CENTE							
Electricity	446 KWH		\$78.57	\$0.00	\$78.57	0.1762	18.23%
Natural Gas	187 CCF		\$311.15	\$0.00	\$311.15	1.6639	72.19%
Water	2 CCF		\$16.22	\$0.00	\$16.22	8.1100	3.76%
Sewer	1 CCF		\$25.09	\$0.00	\$25.09	25.0900	5.82%
Total Cost:			\$431.03	\$0.00	\$431.03		



Filters: Cost Center Name Not Equal To DoNotReport; Billing Period Equal To 201602All Meter CodesAll Group Names

# elpaso

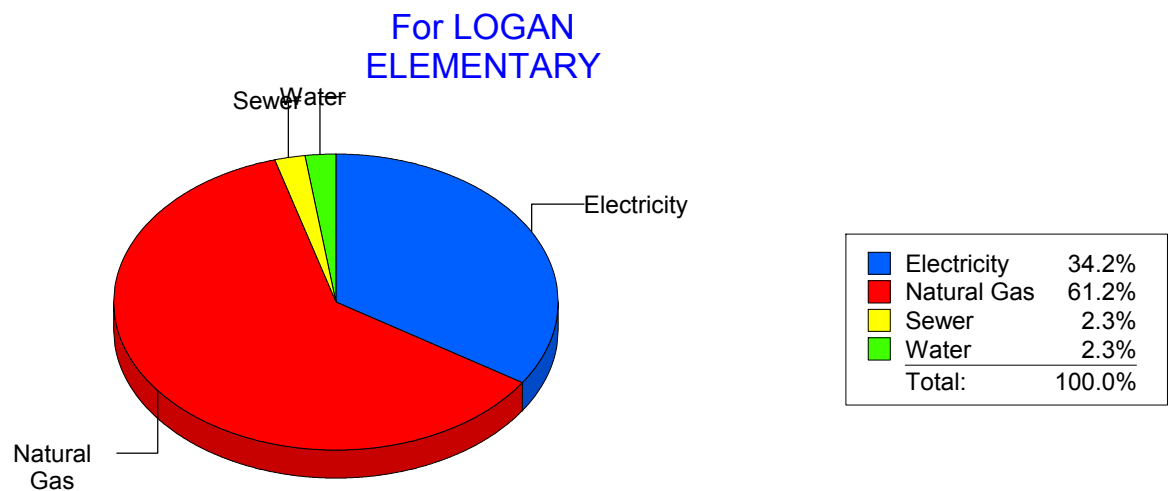
Energy CAP

Cost Avoidance Program

## Cost Summary Graph

Grouped by Energy Type

Energy Type	Use	Units	Meter Cost	Special Charges	Total Cost	Avg Unit Cost	% of Total Cost
Site: LOGAN ELEMENTARY - LOGAN ELEMENTARY							
Electricity	137	KWH	\$1,158.30	\$0.00	\$1,158.30	8.4547	34.22%
Natural Gas	38,888	CCF	\$2,071.42	\$0.00	\$2,071.42	0.0533	61.20%
Water	3	CCF	\$78.20	\$0.00	\$78.20	26.0667	2.31%
Sewer	5	CCF	\$76.92	\$0.00	\$76.92	15.3840	2.27%
Total Cost:			\$3,384.84	\$0.00	\$3,384.84		



Filters: Cost Center Name Not Equal To DoNotReport; Billing Period Equal To 201602All Meter CodesAll Group Names



# elpaso

Energy CAP

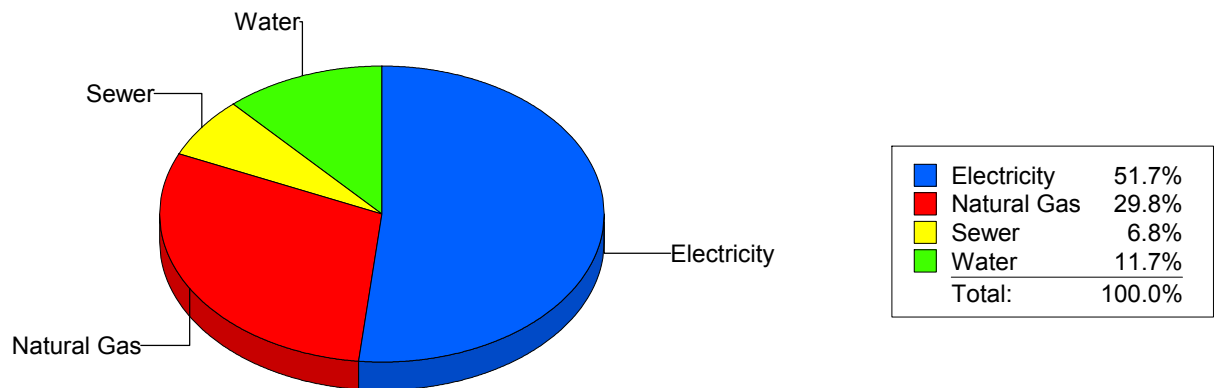
Cost Avoidance Program

## Cost Summary Graph

Grouped by Energy Type

Energy Type	Use	Units	Meter Cost	Special Charges	Total Cost	Avg Unit Cost	% of Total Cost
Site: LUNDY - LUNDY							
Electricity	50,400	KWH	\$4,419.20	\$0.00	\$4,419.20	0.0877	51.71%
Natural Gas	4,620	CCF	\$2,548.89	\$0.00	\$2,548.89	0.5517	29.83%
Water	283	CCF	\$996.16	\$0.00	\$996.16	3.5200	11.66%
Sewer	224	CCF	\$581.33	\$0.00	\$581.33	2.5952	6.80%
Total Cost:			\$8,545.58	\$0.00	\$8,545.58		

For LUNDY



Filters: Cost Center Name Not Equal To DoNotReport; Billing Period Equal To 201602All Meter CodesAll Group Names

**elpaso**

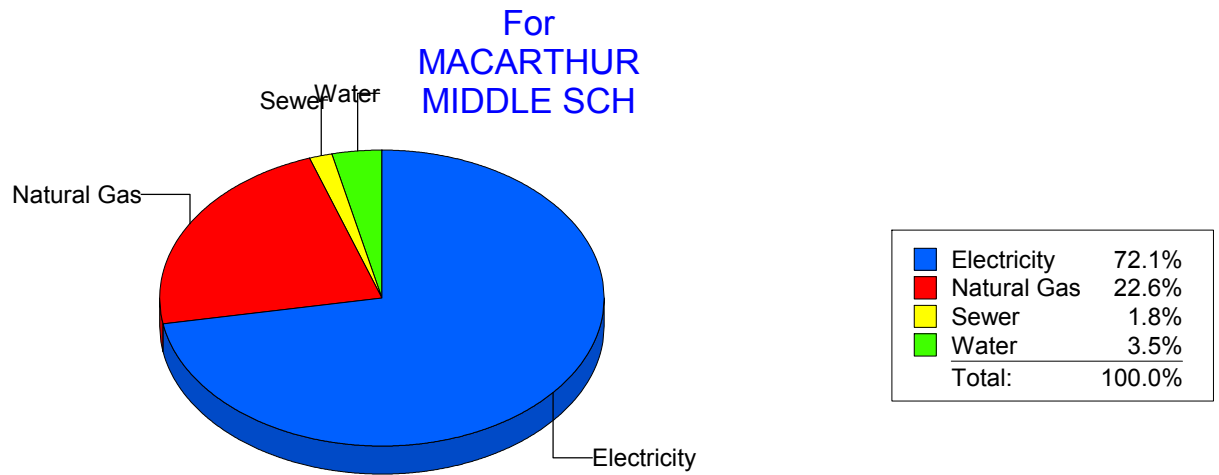
Energy CAP

Cost Avoidance Program

**Cost Summary Graph**

Grouped by Energy Type

Energy Type	Use	Units	Meter Cost	Special Charges	Total Cost	Avg Unit Cost	% of Total Cost
Site: MACARTHUR MIDDLE SCH - MACARTHUR MIDDLE SCH							
Electricity	62,920	KWH	\$11,701.59	\$0.00	\$11,701.59	0.1860	72.11%
Natural Gas	7,099	CCF	\$3,659.72	\$0.00	\$3,659.72	0.5155	22.55%
Water	177	CCF	\$567.34	\$0.00	\$567.34	3.2053	3.50%
Sewer	93	CCF	\$299.31	\$0.00	\$299.31	3.2184	1.84%
<b>Total Cost:</b>			<b>\$16,227.96</b>	<b>\$0.00</b>	<b>\$16,227.96</b>		



Filters: Cost Center Name Not Equal To DoNotReport; Billing Period Equal To 201602All Meter CodesAll Group Names

**elpaso**

Energy CAP

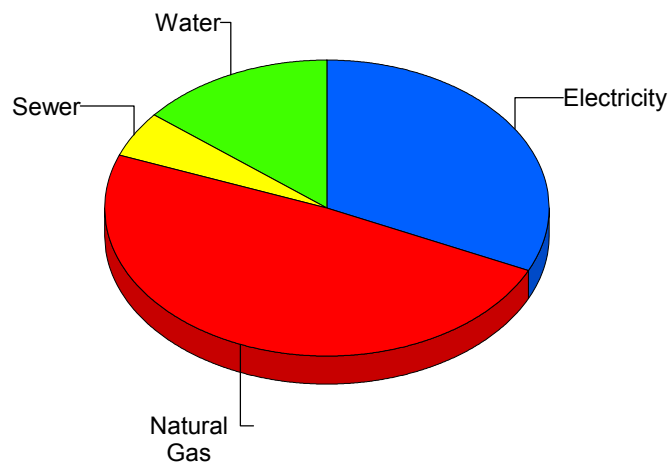
Cost Avoidance Program

**Cost Summary Graph**

Grouped by Energy Type

Energy Type	Use	Units	Meter Cost	Special Charges	Total Cost	Avg Unit Cost	% of Total Cost
Site: MAGOFFIN MIDDLE SCHO - MAGOFFIN MIDDLE SCHO							
Electricity	21,680	KWH	\$1,981.03	\$0.00	\$1,981.03	0.0914	32.00%
Natural Gas	5,803	CCF	\$3,018.81	\$0.00	\$3,018.81	0.5202	48.77%
Water	215	CCF	\$883.32	\$0.00	\$883.32	4.1085	14.27%
Sewer	40	CCF	\$307.17	\$0.00	\$307.17	7.6793	4.96%
Total Cost:			\$6,190.33	\$0.00	\$6,190.33		

For MAGOFFIN  
MIDDLE SCHO



Electricity	32.0%
Natural Gas	48.8%
Sewer	5.0%
Water	14.3%
Total:	100.0%

Filters: Cost Center Name Not Equal To DoNotReport; Billing Period Equal To 201602All Meter CodesAll Group Names

# elpaso

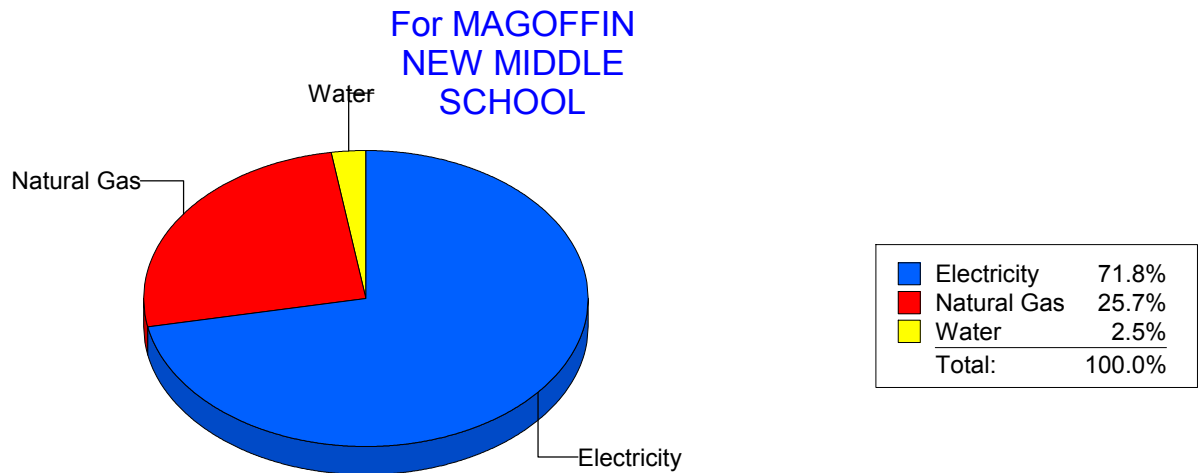
Energy CAP

Cost Avoidance Program

## Cost Summary Graph

Grouped by Energy Type

Energy Type	Use	Units	Meter Cost	Special Charges	Total Cost	Avg Unit Cost	% of Total Cost
Site: MAGOFFINMIDDLESCHOOLN047 - MAGOFFIN NEW MIDDLE SCHOOL							
Electricity	80,600	KWH	\$7,247.24	\$0.00	\$7,247.24	0.0899	71.84%
Natural Gas	4,934	CCF	\$2,588.83	\$0.00	\$2,588.83	0.5247	25.66%
Water	0	CCF	\$251.48	\$0.00	\$251.48	0.0000	2.49%
Total Cost:			\$10,087.55	\$0.00	\$10,087.55		



Filters: Cost Center Name Not Equal To DoNotReport; Billing Period Equal To 201602All Meter CodesAll Group Names

# elpaso

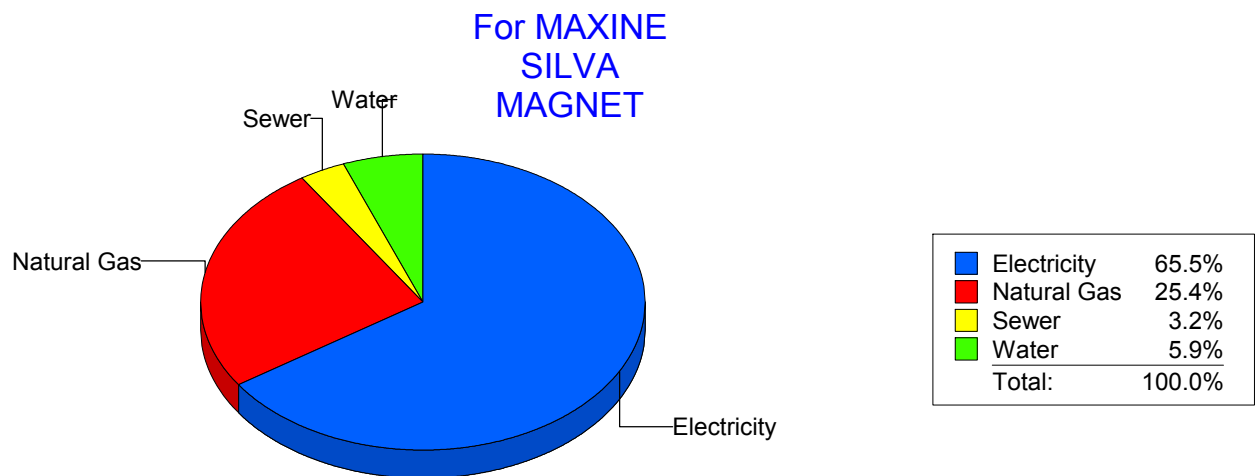
Energy CAP

Cost Avoidance Program

## Cost Summary Graph

Grouped by Energy Type

Energy Type	Use	Units	Meter Cost	Special Charges	Total Cost	Avg Unit Cost	% of Total Cost
Site: MAXINE SILVA MAGNET - MAXINE SILVA MAGNET							
Electricity	64,200	KWH	\$5,636.05	\$0.00	\$5,636.05	0.0878	65.52%
Natural Gas	4,117	CCF	\$2,184.72	\$0.00	\$2,184.72	0.5307	25.40%
Water	158	CCF	\$506.15	\$0.00	\$506.15	3.2035	5.88%
Sewer	77	CCF	\$275.47	\$0.00	\$275.47	3.5775	3.20%
Total Cost:			\$8,602.39	\$0.00	\$8,602.39		



Filters: Cost Center Name Not Equal To DoNotReport; Billing Period Equal To 201602All Meter CodesAll Group Names

# elpaso

Energy CAP

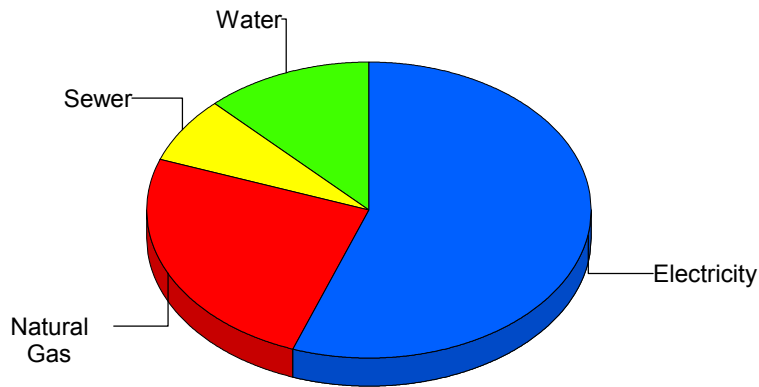
Cost Avoidance Program

## Cost Summary Graph

Grouped by Energy Type

Energy Type	Use	Units	Meter Cost	Special Charges	Total Cost	Avg Unit Cost	% of Total Cost
Site: MESITA ELEMENTARY - MESITA ELEMENTARY							
Electricity	6,850	KWH	\$6,012.89	\$0.00	\$6,012.89	0.8778	55.49%
Natural Gas	4,944	CCF	\$2,707.07	\$0.00	\$2,707.07	0.5475	24.98%
Water	488	CCF	\$1,319.62	\$0.00	\$1,319.62	2.7041	12.18%
Sewer	368	CCF	\$795.89	\$0.00	\$795.89	2.1627	7.35%
Total Cost:			\$10,835.47	\$0.00	\$10,835.47		

For MESITA  
ELEMENTARY



Electricity	55.5%
Natural Gas	25.0%
Sewer	7.3%
Water	12.2%
Total:	100.0%

Filters: Cost Center Name Not Equal To DoNotReport; Billing Period Equal To 201602All Meter CodesAll Group Names

# el Paso

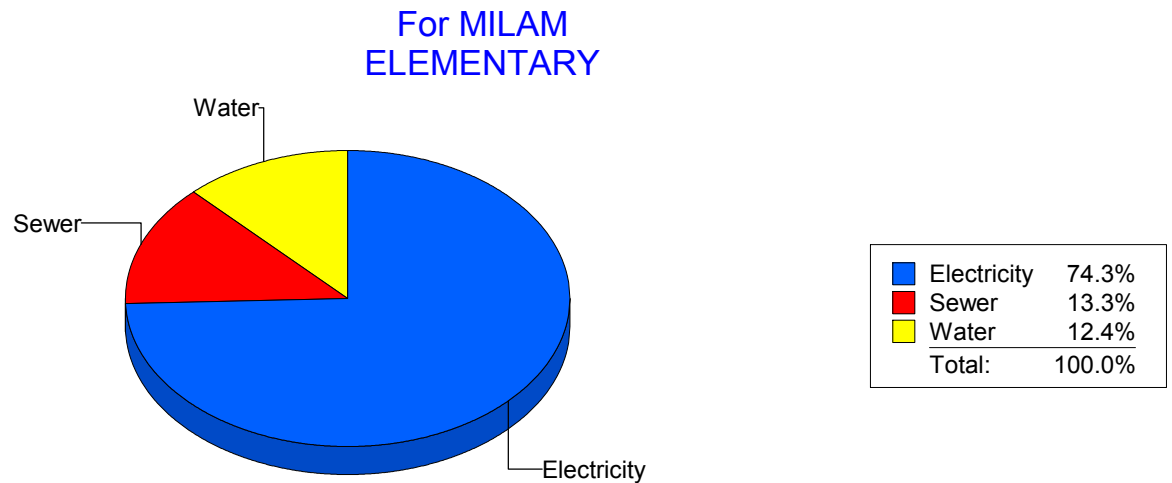
Energy CAP

Cost Avoidance Program

## Cost Summary Graph

Grouped by Energy Type

Energy Type	Use	Units	Meter Cost	Special Charges	Total Cost	Avg Unit Cost	% of Total Cost
Site: MILAM ELEMENTARY - MILAM ELEMENTARY							
Electricity	16,080	KWH	\$1,677.62	\$0.00	\$1,677.62	0.1043	74.32%
Water	79	CCF	\$278.94	\$0.00	\$278.94	3.5309	12.36%
Sewer	94	CCF	\$300.80	\$0.00	\$300.80	3.2000	13.33%
Total Cost:			\$2,257.36	\$0.00	\$2,257.36		



Filters: Cost Center Name Not Equal To DoNotReport; Billing Period Equal To 201602All Meter CodesAll Group Names

**elpaso**

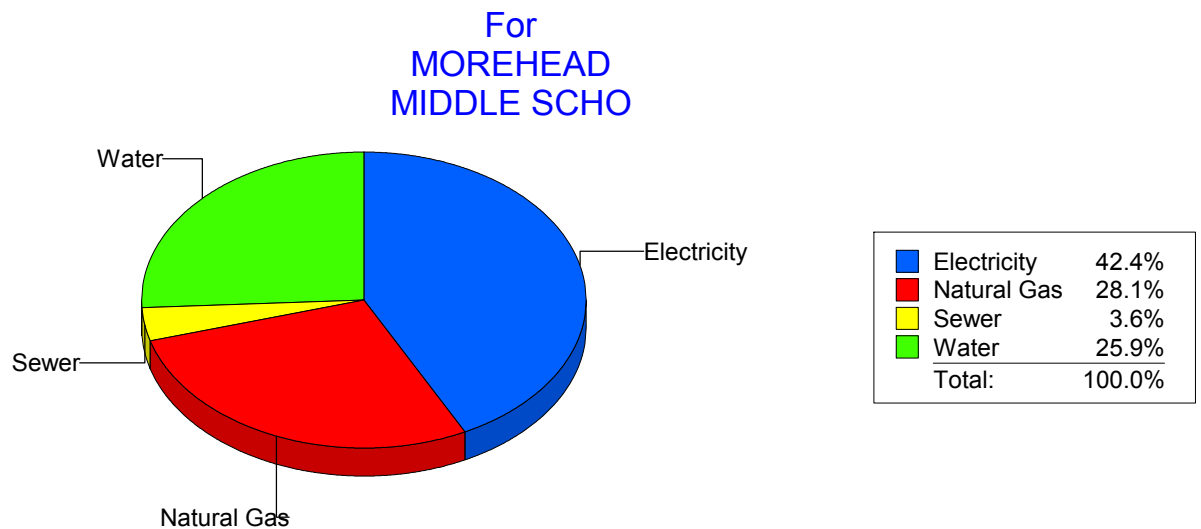
Energy CAP

Cost Avoidance Program

**Cost Summary Graph**

Grouped by Energy Type

Energy Type	Use	Units	Meter Cost	Special Charges	Total Cost	Avg Unit Cost	% of Total Cost
Site: MOREHEAD MIDDLE SCHO - MOREHEAD MIDDLE SCHO							
Electricity	86,482	KWH	\$7,116.84	\$0.00	\$7,116.84	0.0823	42.39%
Natural Gas	9,244	CCF	\$4,720.72	\$0.00	\$4,720.72	0.5107	28.12%
Water	1,172	CCF	\$4,351.71	\$0.00	\$4,351.71	3.7131	25.92%
Sewer	235	CCF	\$597.72	\$0.00	\$597.72	2.5435	3.56%
<b>Total Cost:</b>			<b>\$16,786.99</b>	<b>\$0.00</b>	<b>\$16,786.99</b>		



*Filters: Cost Center Name Not Equal To DoNotReport; Billing Period Equal To 201602All Meter CodesAll Group Names*



# elpaso

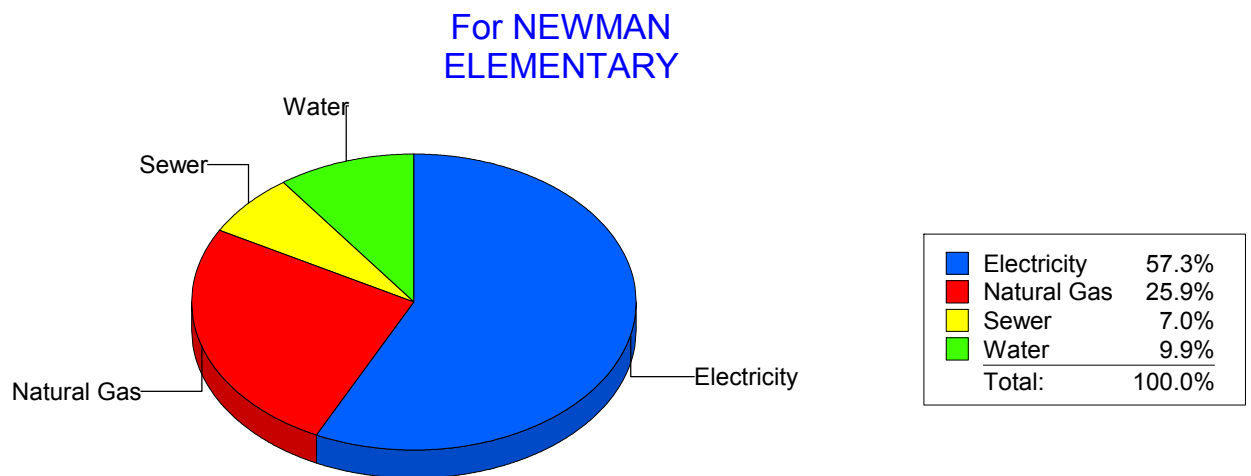
Energy CAP

Cost Avoidance Program

## Cost Summary Graph

Grouped by Energy Type

Energy Type	Use	Units	Meter Cost	Special Charges	Total Cost	Avg Unit Cost	% of Total Cost
Site: NEWMAN ELEMENTARY - NEWMAN ELEMENTARY							
Electricity	50,970	KWH	\$4,831.94	\$0.00	\$4,831.94	0.0948	57.26%
Natural Gas	3,656	CCF	\$2,185.05	\$0.00	\$2,185.05	0.5977	25.89%
Water	393	CCF	\$833.81	\$0.00	\$833.81	2.1217	9.88%
Sewer	309	CCF	\$587.67	\$0.00	\$587.67	1.9018	6.96%
Total Cost:			\$8,438.47	\$0.00	\$8,438.47		



Filters: Cost Center Name Not Equal To DoNotReport; Billing Period Equal To 201602All Meter CodesAll Group Names

# elpaso

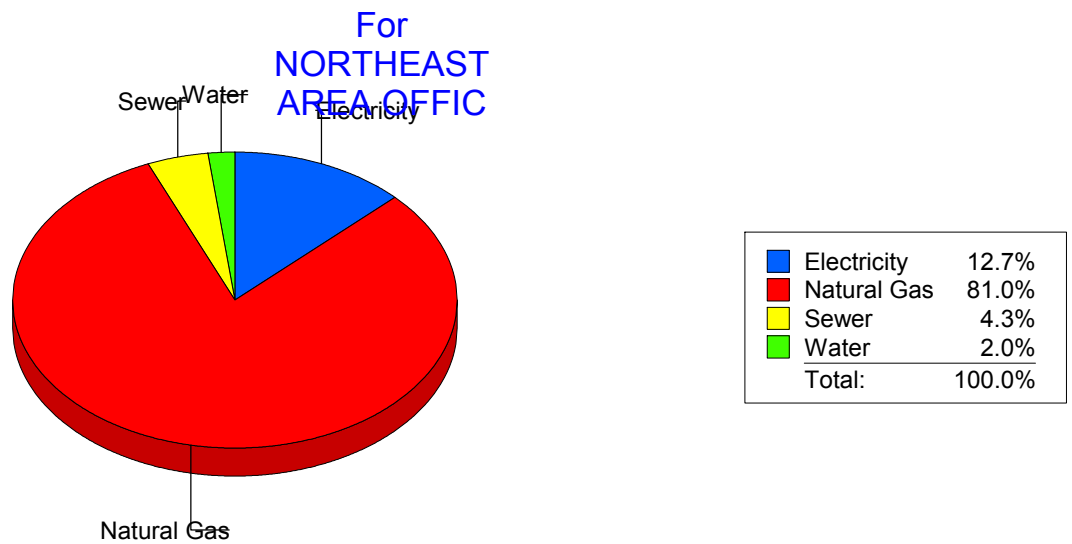
Energy CAP

Cost Avoidance Program

## Cost Summary Graph

Grouped by Energy Type

Energy Type	Use	Units	Meter Cost	Special Charges	Total Cost	Avg Unit Cost	% of Total Cost
Site: NORTHEAST AREA OFFIC - NORTHEAST AREA OFFIC							
Electricity	1,240	KWH	\$142.91	\$0.00	\$142.91	0.1153	12.70%
Natural Gas	907	CCF	\$911.24	\$0.00	\$911.24	1.0047	80.98%
Water	0	CCF	\$22.36	\$0.00	\$22.36	0.0000	1.99%
Sewer	1	CCF	\$48.69	\$0.00	\$48.69	48.6900	4.33%
Total Cost:			\$1,125.20	\$0.00	\$1,125.20		



Filters: Cost Center Name Not Equal To DoNotReport; Billing Period Equal To 201602All Meter CodesAll Group Names

# elpaso


Energy CAP

Cost Avoidance Program

## Cost Summary Graph

Grouped by Energy Type

Energy Type	Use	Units	Meter Cost	Special Charges	Total Cost	Avg Unit Cost	% of Total Cost
Site: NORTHEAST AREA TRANS - NORTHEAST AREA TRANS							
Electricity	6,431	KWH	\$530.73	\$0.00	\$530.73	0.0825	29.73%
Natural Gas	786	CCF	\$630.78	\$0.00	\$630.78	0.8025	35.33%
Water	53	CCF	\$315.03	\$0.00	\$315.03	5.9440	17.65%
Sewer	41	CCF	\$308.66	\$0.00	\$308.66	7.5283	17.29%
Total Cost:			\$1,785.20	\$0.00	\$1,785.20		



Filters: Cost Center Name Not Equal To DoNotReport; Billing Period Equal To 201602All Meter CodesAll Group Names

# elpaso

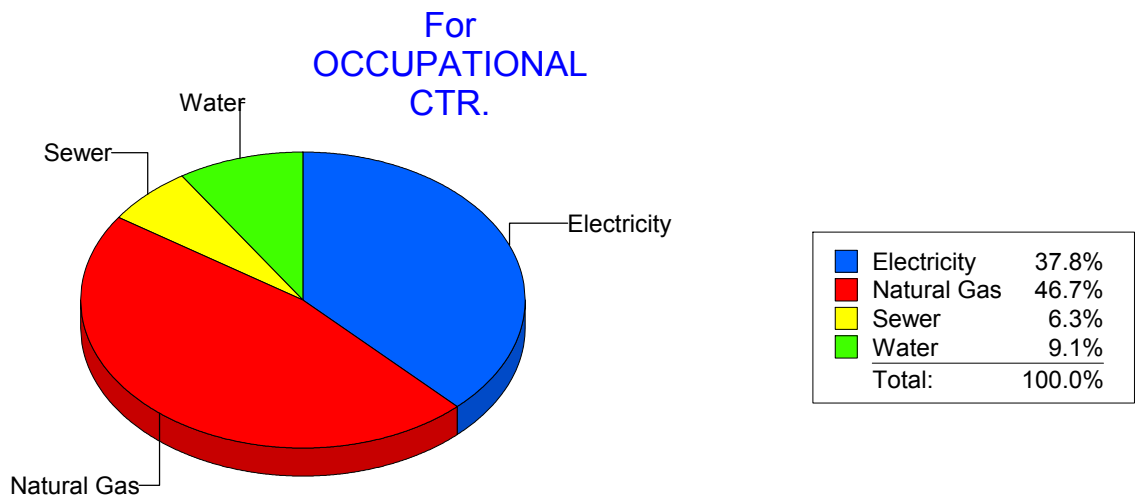
Energy CAP

Cost Avoidance Program

## Cost Summary Graph

Grouped by Energy Type

Energy Type	Use	Units	Meter Cost	Special Charges	Total Cost	Avg Unit Cost	% of Total Cost
Site: OCCUPATIONAL CTR. - OCCUPATIONAL CTR.							
Electricity	4,200	KWH	\$390.86	\$0.00	\$390.86	0.0931	37.82%
Natural Gas	726	CCF	\$482.93	\$0.00	\$482.93	0.6652	46.73%
Water	8	CCF	\$94.51	\$0.00	\$94.51	11.8138	9.14%
Sewer	5	CCF	\$65.24	\$0.00	\$65.24	13.0480	6.31%
Total Cost:			\$1,033.54	\$0.00	\$1,033.54		



Filters: Cost Center Name Not Equal To DoNotReport; Billing Period Equal To 201602All Meter CodesAll Group Names

# elpaso

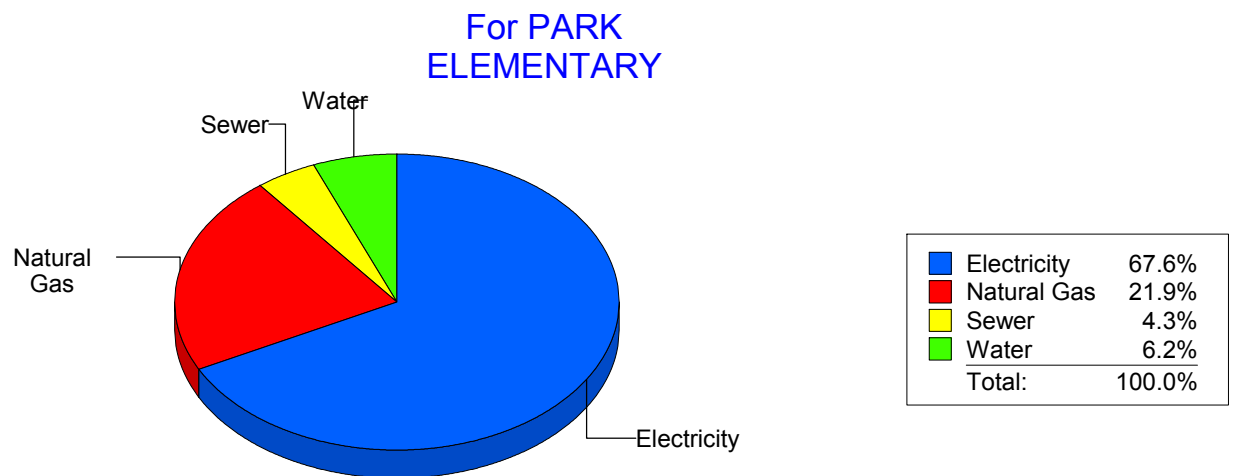
Energy CAP

Cost Avoidance Program

## Cost Summary Graph

Grouped by Energy Type

Energy Type	Use	Units	Meter Cost	Special Charges	Total Cost	Avg Unit Cost	% of Total Cost
Site: PARK ELEMENTARY - PARK ELEMENTARY							
Electricity	52,191	KWH	\$5,170.25	\$0.00	\$5,170.25	0.0991	67.56%
Natural Gas	2,857	CCF	\$1,675.84	\$0.00	\$1,675.84	0.5866	21.90%
Water	149	CCF	\$475.97	\$0.00	\$475.97	3.1944	6.22%
Sewer	90	CCF	\$330.83	\$0.00	\$330.83	3.6759	4.32%
Total Cost:			\$7,652.89	\$0.00	\$7,652.89		



Filters: Cost Center Name Not Equal To DoNotReport; Billing Period Equal To 201602All Meter CodesAll Group Names

# elpaso

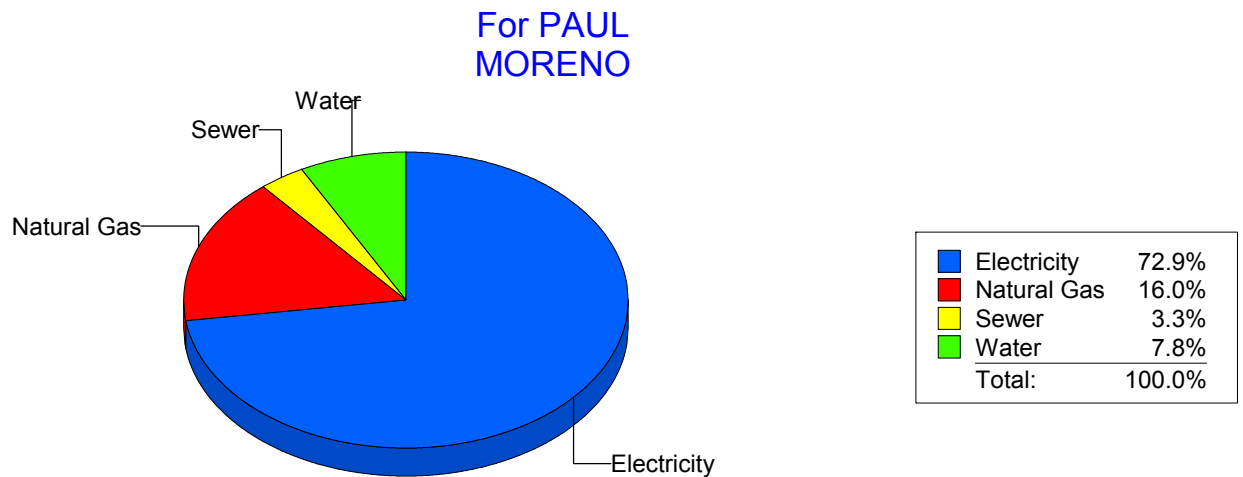
Energy CAP

Cost Avoidance Program

## Cost Summary Graph

Grouped by Energy Type

Energy Type	Use	Units	Meter Cost	Special Charges	Total Cost	Avg Unit Cost	% of Total Cost
Site: PAUL MORENO - PAUL MORENO							
Electricity	43,500	KWH	\$8,368.28	\$0.00	\$8,368.28	0.1924	72.87%
Natural Gas	3,181	CCF	\$1,836.88	\$0.00	\$1,836.88	0.5775	15.99%
Water	215	CCF	\$898.43	\$0.00	\$898.43	4.1787	7.82%
Sewer	109	CCF	\$380.94	\$0.00	\$380.94	3.4949	3.32%
Total Cost:			\$11,484.53	\$0.00	\$11,484.53		



Filters: Cost Center Name Not Equal To DoNotReport; Billing Period Equal To 201602All Meter CodesAll Group Names

# elpaso

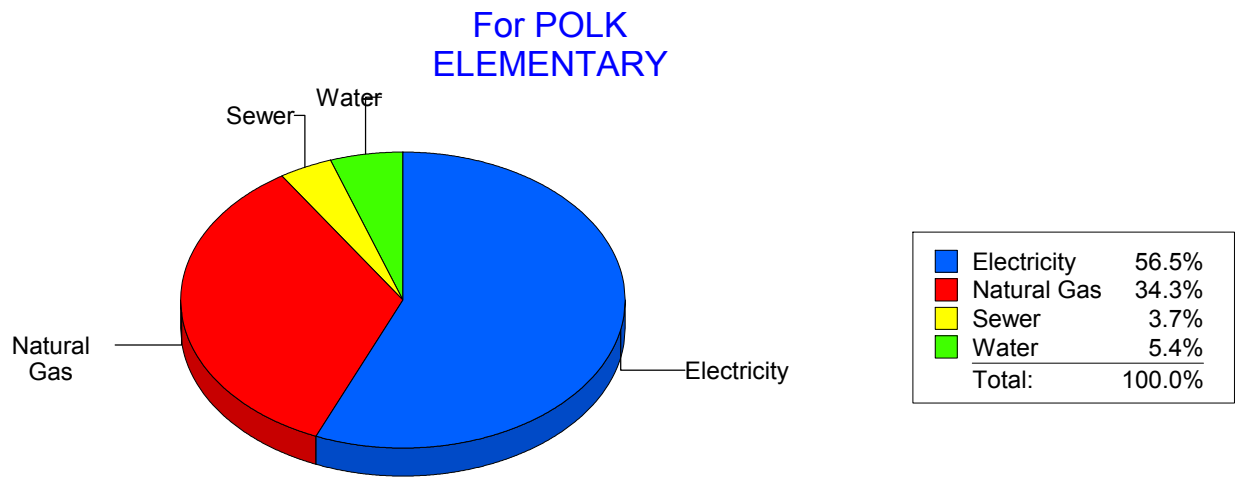
Energy CAP

Cost Avoidance Program

## Cost Summary Graph

Grouped by Energy Type

Energy Type	Use	Units	Meter Cost	Special Charges	Total Cost	Avg Unit Cost	% of Total Cost
Site: POLK ELEMENTARY - POLK ELEMENTARY							
Electricity	43,700	KWH	\$3,822.38	\$0.00	\$3,822.38	0.0875	56.53%
Natural Gas	4,138	CCF	\$2,320.15	\$0.00	\$2,320.15	0.5607	34.31%
Water	131	CCF	\$366.30	\$0.00	\$366.30	2.7962	5.42%
Sewer	62	CCF	\$253.12	\$0.00	\$253.12	4.0826	3.74%
Total Cost:			\$6,761.95	\$0.00	\$6,761.95		



Filters: Cost Center Name Not Equal To DoNotReport; Billing Period Equal To 201602All Meter CodesAll Group Names

elpaso

Energy CAP

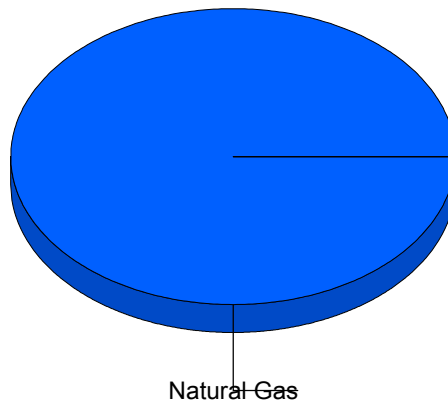
Cost Avoidance Program

## Cost Summary Graph

Grouped by Energy Type

Energy Type	Use	Units	Meter Cost	Special Charges	Total Cost	Avg Unit Cost	% of Total Cost
Site: POWELL - POWELL							
Natural Gas	2,884	CCF	\$1,573.57	\$0.00	\$1,573.57	0.5456	100.00%
Total Cost:			\$1,573.57	\$0.00	\$1,573.57		

For POWELL



■	Natural Gas	100.0%
Total:		100.0%

Filters: Cost Center Name Not Equal To DoNotReport; Billing Period Equal To 201602All Meter CodesAll Group Names



# elpaso

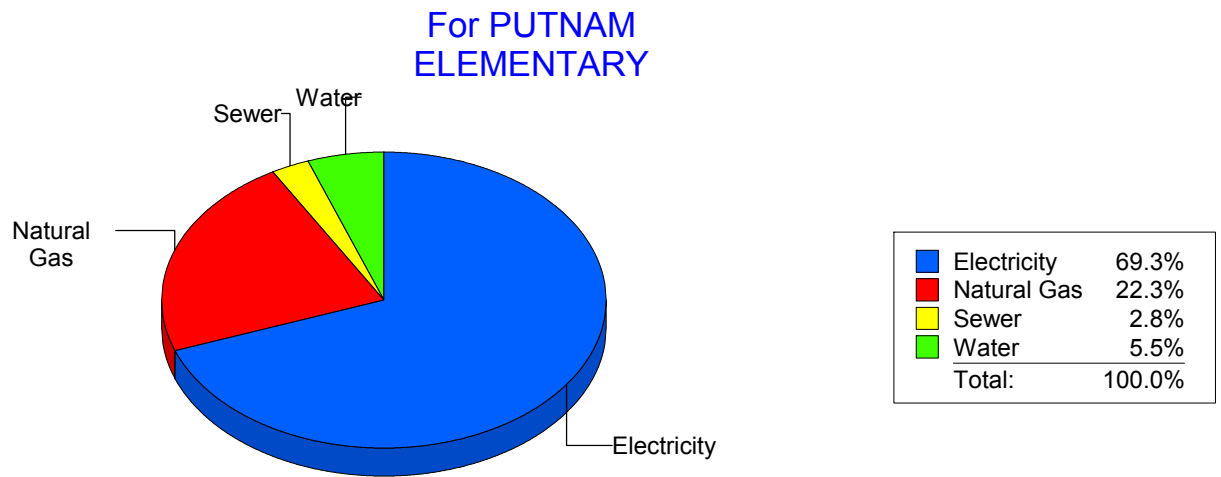
Energy CAP

Cost Avoidance Program

## Cost Summary Graph

Grouped by Energy Type

Energy Type	Use	Units	Meter Cost	Special Charges	Total Cost	Avg Unit Cost	% of Total Cost
Site: PUTNAM ELEMENTARY - PUTNAM ELEMENTARY							
Electricity	37,861	KWH	\$6,502.09	\$0.00	\$6,502.09	0.1717	69.33%
Natural Gas	3,702	CCF	\$2,091.09	\$0.00	\$2,091.09	0.5649	22.30%
Water	227	CCF	\$518.84	\$0.00	\$518.84	2.2856	5.53%
Sewer	122	CCF	\$266.72	\$0.00	\$266.72	2.1862	2.84%
Total Cost:			\$9,378.74	\$0.00	\$9,378.74		



Filters: Cost Center Name Not Equal To DoNotReport; Billing Period Equal To 201602All Meter CodesAll Group Names

**elpaso**

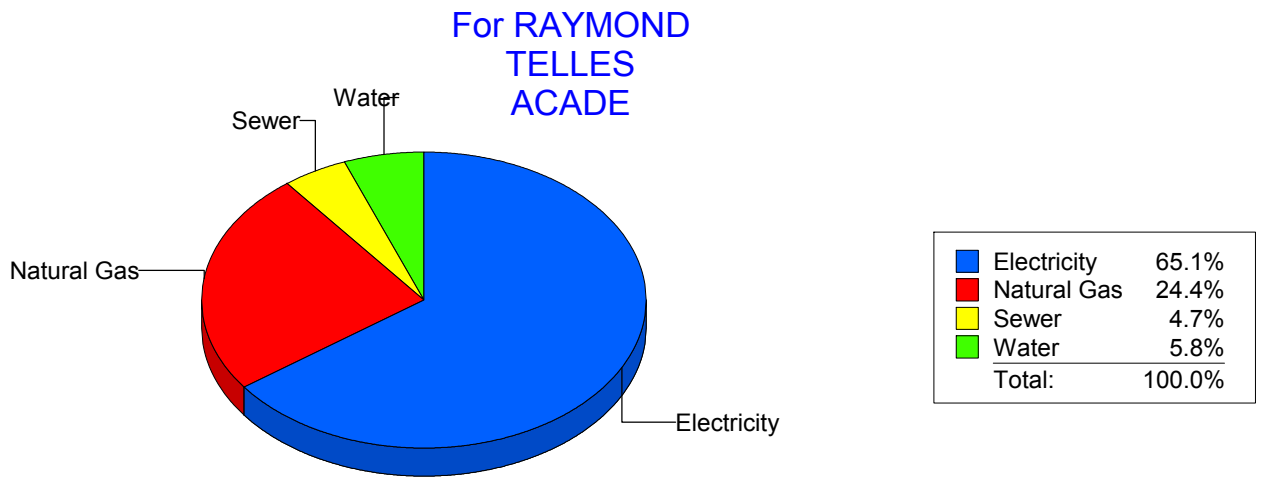
Energy CAP

Cost Avoidance Program

**Cost Summary Graph**

Grouped by Energy Type

Energy Type	Use	Units	Meter Cost	Special Charges	Total Cost	Avg Unit Cost	% of Total Cost
Site: RAYMOND TELLES ACADE - RAYMOND TELLES ACADE							
Electricity	36,600	KWH	\$3,143.42	\$0.00	\$3,143.42	0.0859	65.12%
Natural Gas	2,099	CCF	\$1,176.83	\$0.00	\$1,176.83	0.5607	24.38%
Water	64	CCF	\$279.23	\$0.00	\$279.23	4.3630	5.78%
Sewer	45	CCF	\$227.79	\$0.00	\$227.79	5.0620	4.72%
Total Cost:			\$4,827.27	\$0.00	\$4,827.27		



Filters: Cost Center Name Not Equal To DoNotReport; Billing Period Equal To 201602All Meter CodesAll Group Names

# elpaso

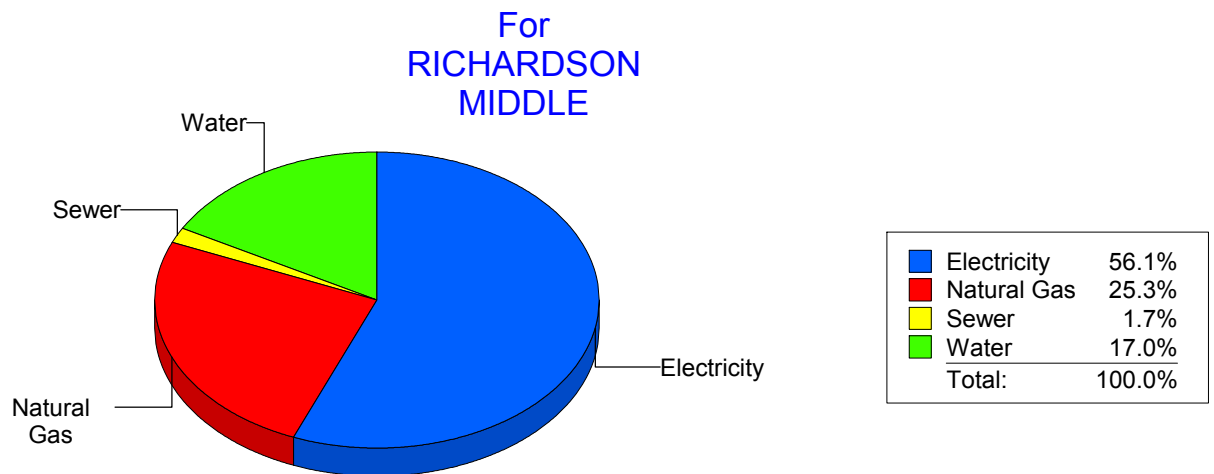
Energy CAP

Cost Avoidance Program

## Cost Summary Graph

Grouped by Energy Type

Energy Type	Use	Units	Meter Cost	Special Charges	Total Cost	Avg Unit Cost	% of Total Cost
Site: RICHARDSON MIDDLE - RICHARDSON MIDDLE							
Electricity	91,200	KWH	\$9,390.94	\$0.00	\$9,390.94	0.1030	56.06%
Natural Gas	8,278	CCF	\$4,242.91	\$0.00	\$4,242.91	0.5126	25.33%
Water	512	CCF	\$2,839.66	\$0.00	\$2,839.66	5.5462	16.95%
Sewer	79	CCF	\$278.45	\$0.00	\$278.45	3.5247	1.66%
Total Cost:			\$16,751.96	\$0.00	\$16,751.96		



Filters: Cost Center Name Not Equal To DoNotReport; Billing Period Equal To 201602All Meter CodesAll Group Names

# elpaso

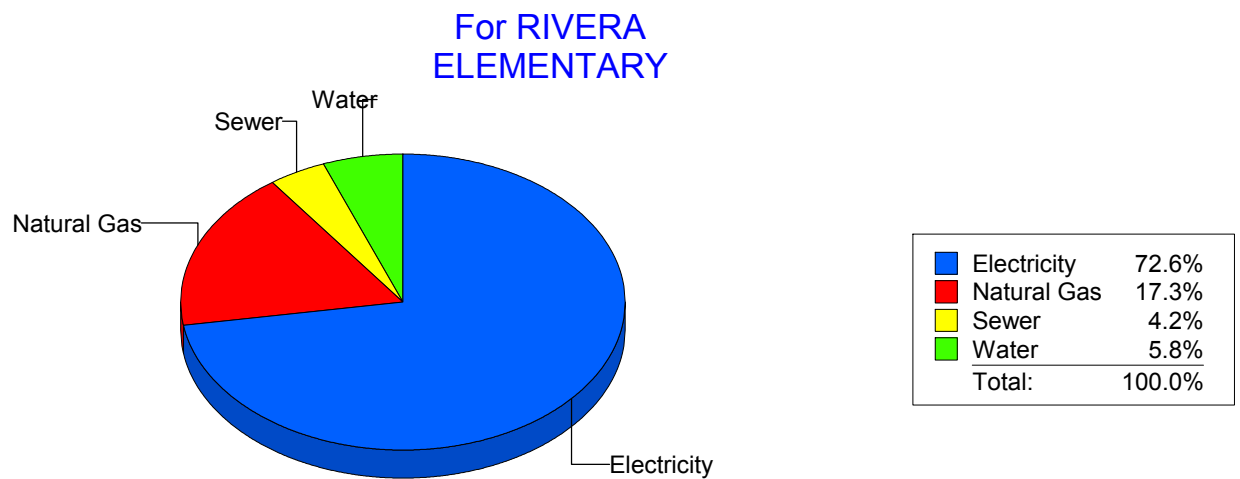
Energy CAP

Cost Avoidance Program

## Cost Summary Graph

Grouped by Energy Type

Energy Type	Use	Units	Meter Cost	Special Charges	Total Cost	Avg Unit Cost	% of Total Cost
Site: RIVERA ELEMENTARY - RIVERA ELEMENTARY							
Electricity	63,600	KWH	\$5,852.21	\$0.00	\$5,852.21	0.0920	72.62%
Natural Gas	2,534	CCF	\$1,396.69	\$0.00	\$1,396.69	0.5512	17.33%
Water	150	CCF	\$471.38	\$0.00	\$471.38	3.1425	5.85%
Sewer	119	CCF	\$338.05	\$0.00	\$338.05	2.8408	4.20%
Total Cost:			\$8,058.33	\$0.00	\$8,058.33		



Filters: Cost Center Name Not Equal To DoNotReport; Billing Period Equal To 201602All Meter CodesAll Group Names

# elpaso

Energy CAP

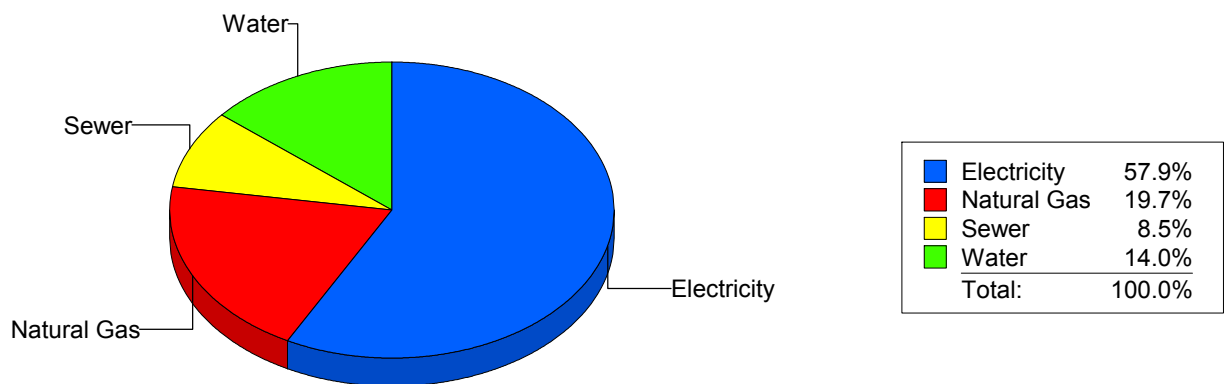
Cost Avoidance Program

## Cost Summary Graph

Grouped by Energy Type

Energy Type	Use	Units	Meter Cost	Special Charges	Total Cost	Avg Unit Cost	% of Total Cost
Site: ROBERTS ELEMENTARY - ROBERTS ELEMENTARY							
Electricity	50,180	KWH	\$4,135.01	\$0.00	\$4,135.01	0.0824	57.85%
Natural Gas	2,557	CCF	\$1,408.31	\$0.00	\$1,408.31	0.5508	19.70%
Water	397	CCF	\$999.21	\$0.00	\$999.21	2.5169	13.98%
Sewer	298	CCF	\$604.76	\$0.00	\$604.76	2.0294	8.46%
Total Cost:			\$7,147.29	\$0.00	\$7,147.29		

For ROBERTS  
ELEMENTARY



Filters: Cost Center Name Not Equal To DoNotReport; Billing Period Equal To 201602All Meter CodesAll Group Names

# elpaso

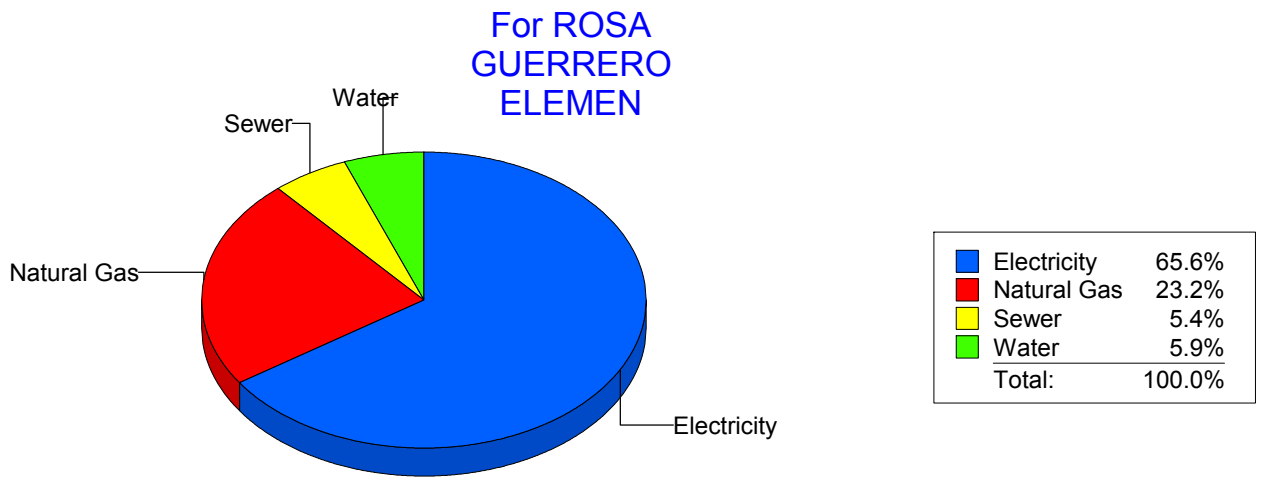
Energy CAP

Cost Avoidance Program

## Cost Summary Graph

Grouped by Energy Type

Energy Type	Use	Units	Meter Cost	Special Charges	Total Cost	Avg Unit Cost	% of Total Cost
Site: ROSA GUERRERO ELEMEN - ROSA GUERRERO ELEMEN							
Electricity	52,720	KWH	\$5,370.72	\$0.00	\$5,370.72	0.1019	65.57%
Natural Gas	3,304	CCF	\$1,898.36	\$0.00	\$1,898.36	0.5746	23.18%
Water	157	CCF	\$483.14	\$0.00	\$483.14	3.0773	5.90%
Sewer	140	CCF	\$438.81	\$0.00	\$438.81	3.1344	5.36%
Total Cost:			\$8,191.03	\$0.00	\$8,191.03		



Filters: Cost Center Name Not Equal To DoNotReport; Billing Period Equal To 201602All Meter CodesAll Group Names

# elpaso

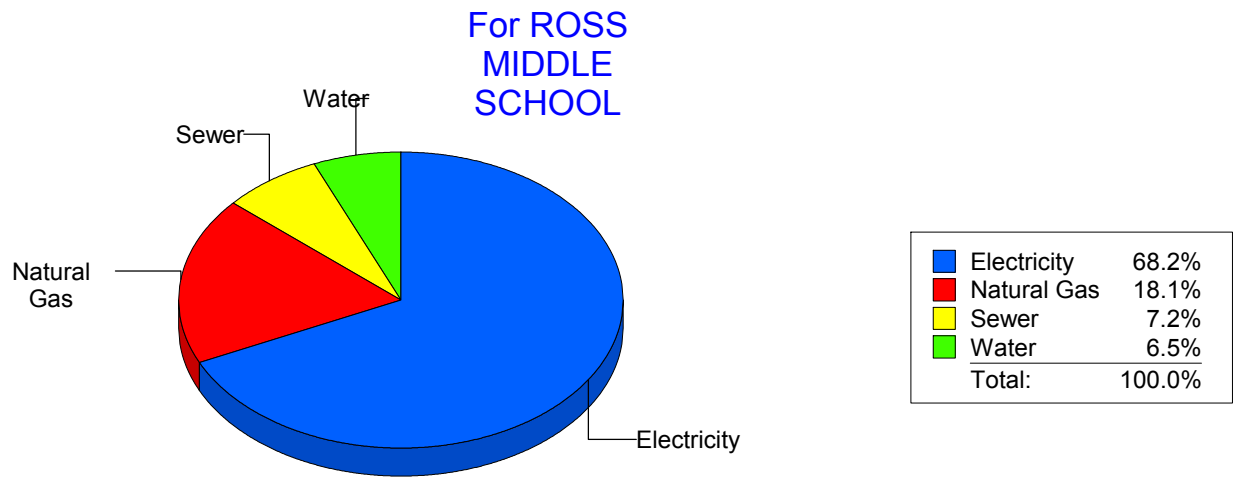
Energy CAP

Cost Avoidance Program

## Cost Summary Graph

Grouped by Energy Type

Energy Type	Use	Units	Meter Cost	Special Charges	Total Cost	Avg Unit Cost	% of Total Cost
Site: ROSS MIDDLE SCHOOL - ROSS MIDDLE SCHOOL							
Electricity	70,174	KWH	\$11,101.84	\$0.00	\$11,101.84	0.1582	68.18%
Natural Gas	5,669	CCF	\$2,952.40	\$0.00	\$2,952.40	0.5208	18.13%
Water	543	CCF	\$1,058.46	\$0.00	\$1,058.46	1.9493	6.50%
Sewer	678	CCF	\$1,170.96	\$0.00	\$1,170.96	1.7271	7.19%
Total Cost:			\$16,283.66	\$0.00	\$16,283.66		



Filters: Cost Center Name Not Equal To DoNotReport; Billing Period Equal To 201602All Meter CodesAll Group Names

# elpaso

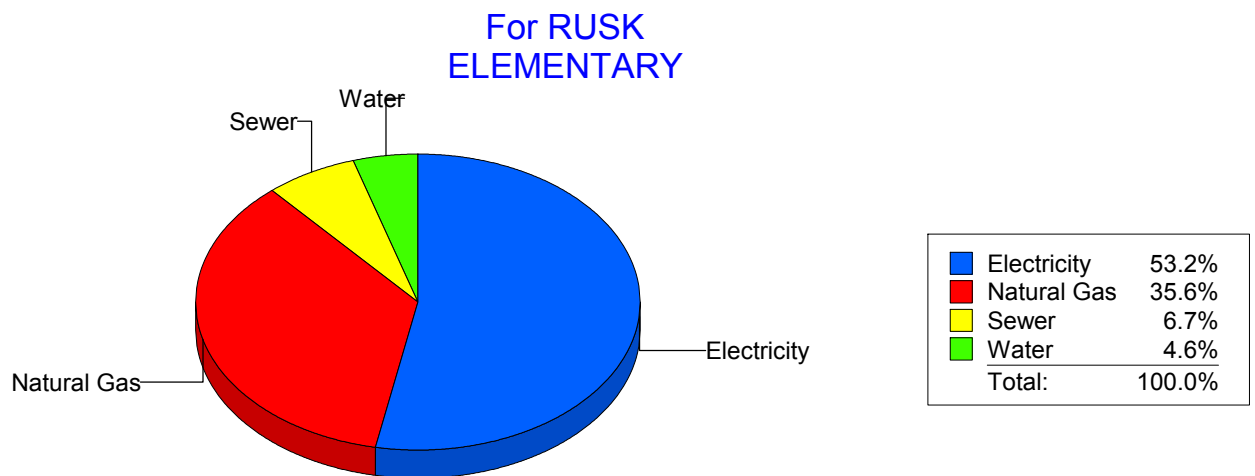
Energy CAP

Cost Avoidance Program

## Cost Summary Graph

Grouped by Energy Type

Energy Type	Use	Units	Meter Cost	Special Charges	Total Cost	Avg Unit Cost	% of Total Cost
Site: RUSK ELEMENTARY - RUSK ELEMENTARY							
Electricity	28,431	KWH	\$2,893.28	\$0.00	\$2,893.28	0.1018	53.17%
Natural Gas	3,142	CCF	\$1,935.15	\$0.00	\$1,935.15	0.6159	35.56%
Water	59	CCF	\$251.03	\$0.00	\$251.03	4.2547	4.61%
Sewer	142	CCF	\$362.32	\$0.00	\$362.32	2.5515	6.66%
Total Cost:			\$5,441.78	\$0.00	\$5,441.78		



Filters: Cost Center Name Not Equal To DoNotReport; Billing Period Equal To 201602All Meter CodesAll Group Names



# elpaso

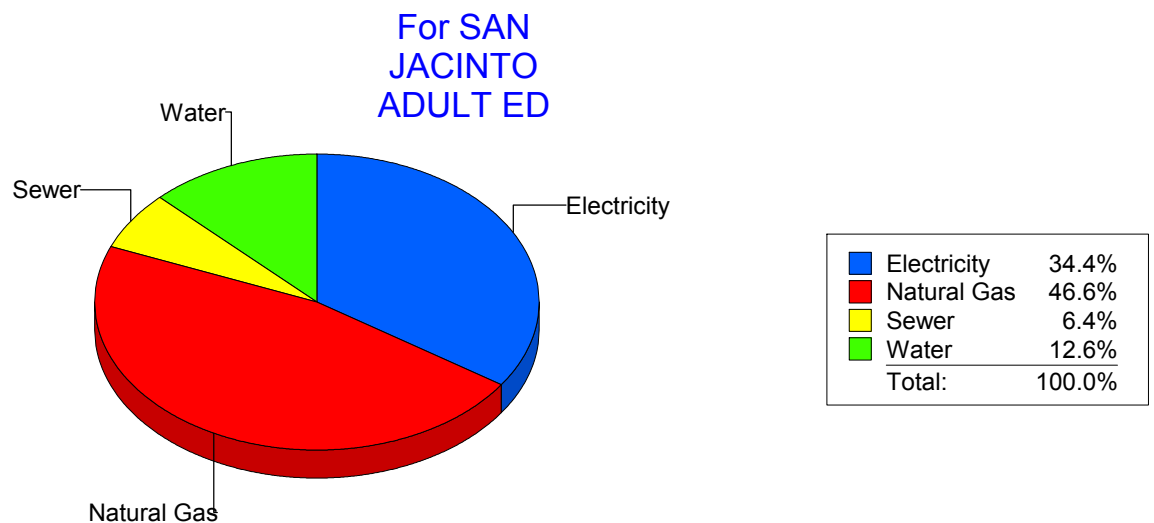
Energy CAP

Cost Avoidance Program

## Cost Summary Graph

Grouped by Energy Type

Energy Type	Use	Units	Meter Cost	Special Charges	Total Cost	Avg Unit Cost	% of Total Cost
Site: SAN JACINTO ADULT ED - SAN JACINTO ADULT ED							
Electricity	5,800	KWH	\$575.73	\$0.00	\$575.73	0.0993	34.37%
Natural Gas	1,316	CCF	\$781.24	\$0.00	\$781.24	0.5936	46.64%
Water	59	CCF	\$211.38	\$0.00	\$211.38	3.5827	12.62%
Sewer	25	CCF	\$106.72	\$0.00	\$106.72	4.2688	6.37%
Total Cost:			\$1,675.07	\$0.00	\$1,675.07		



Filters: Cost Center Name Not Equal To DoNotReport; Billing Period Equal To 201602All Meter CodesAll Group Names

# elpaso

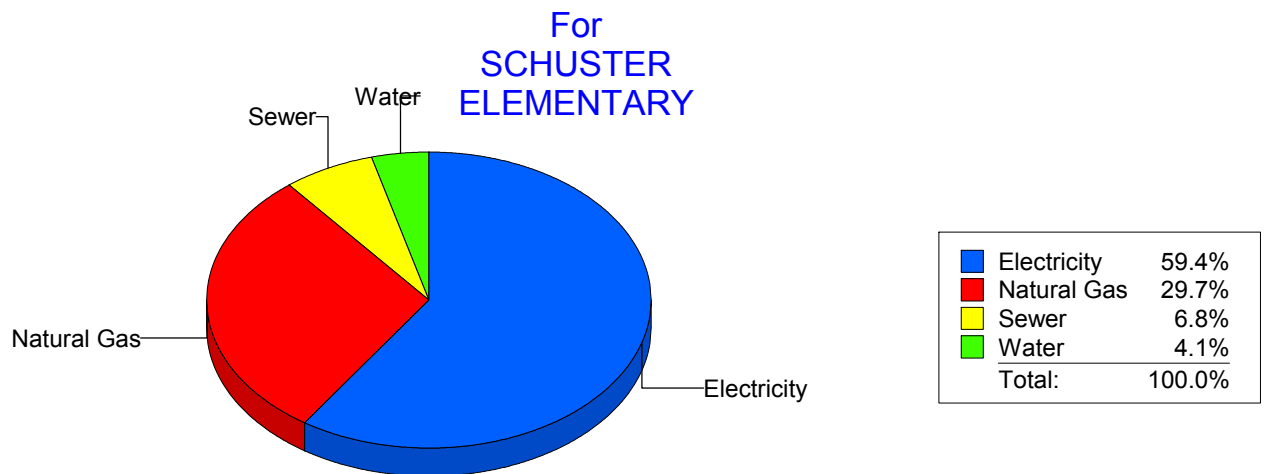
Energy CAP

Cost Avoidance Program

## Cost Summary Graph

Grouped by Energy Type

Energy Type	Use	Units	Meter Cost	Special Charges	Total Cost	Avg Unit Cost	% of Total Cost
Site: SCHUSTER ELEMENTARY - SCHUSTER ELEMENTARY							
Electricity	24,388	KWH	\$2,343.72	\$0.00	\$2,343.72	0.0961	59.39%
Natural Gas	2,088	CCF	\$1,171.27	\$0.00	\$1,171.27	0.5610	29.68%
Water	53	CCF	\$162.20	\$0.00	\$162.20	3.0604	4.11%
Sewer	134	CCF	\$269.13	\$0.00	\$269.13	2.0084	6.82%
Total Cost:			\$3,946.32	\$0.00	\$3,946.32		



Filters: Cost Center Name Not Equal To DoNotReport; Billing Period Equal To 201602All Meter CodesAll Group Names

# elpaso

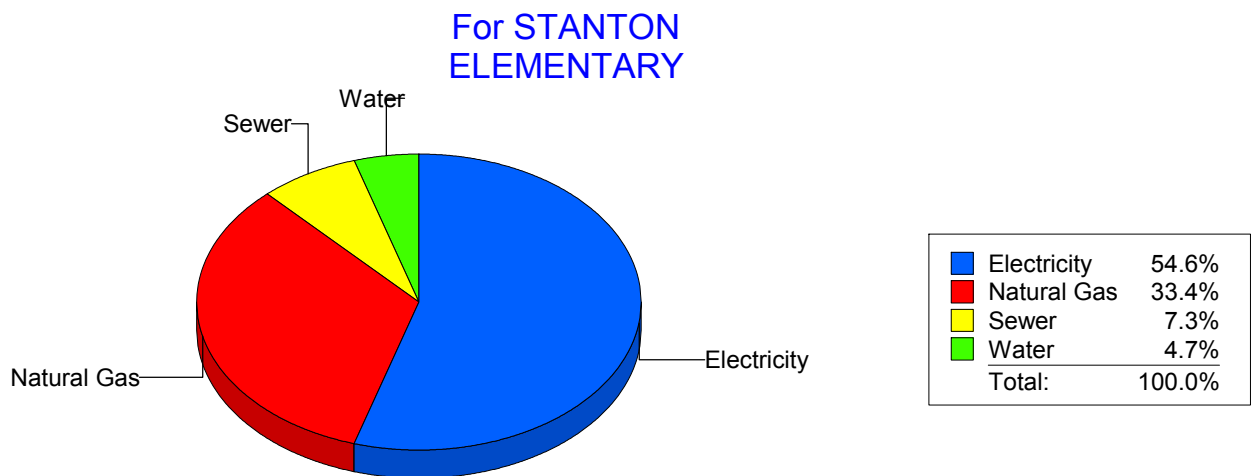
Energy CAP

Cost Avoidance Program

## Cost Summary Graph

Grouped by Energy Type

Energy Type	Use	Units	Meter Cost	Special Charges	Total Cost	Avg Unit Cost	% of Total Cost
Site: STANTON ELEMENTARY - STANTON ELEMENTARY							
Electricity	30,764	KWH	\$3,186.99	\$0.00	\$3,186.99	0.1036	54.60%
Natural Gas	3,401	CCF	\$1,951.07	\$0.00	\$1,951.07	0.5737	33.43%
Water	90	CCF	\$273.79	\$0.00	\$273.79	3.0421	4.69%
Sewer	200	CCF	\$425.26	\$0.00	\$425.26	2.1263	7.29%
Total Cost:			\$5,837.11	\$0.00	\$5,837.11		



Filters: Cost Center Name Not Equal To DoNotReport; Billing Period Equal To 201602All Meter CodesAll Group Names

# elpaso

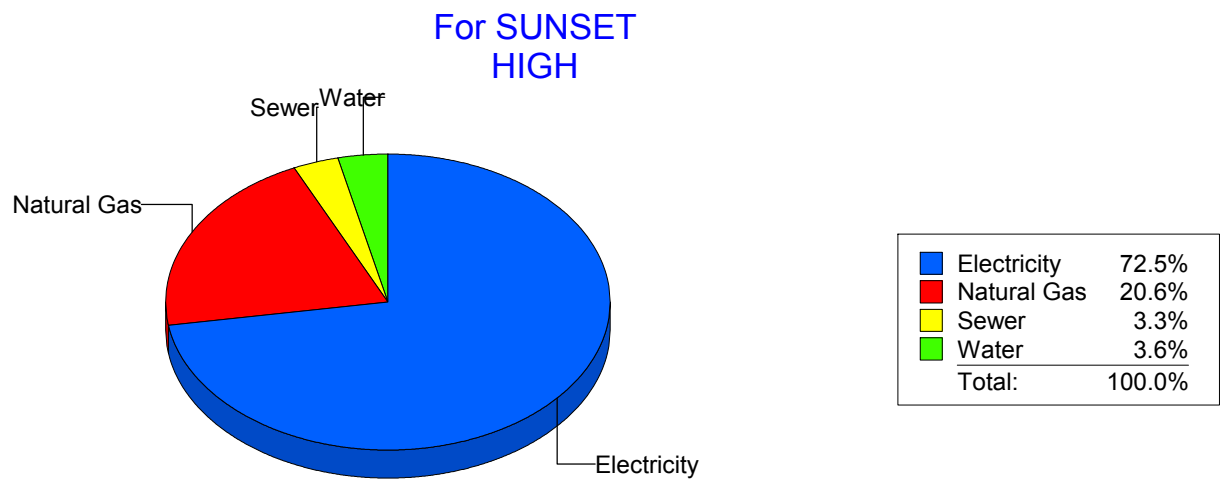
Energy CAP

Cost Avoidance Program

## Cost Summary Graph

Grouped by Energy Type

Energy Type	Use	Units	Meter Cost	Special Charges	Total Cost	Avg Unit Cost	% of Total Cost
Site: SUNSET HIGH - SUNSET HIGH							
Electricity	28,720	KWH	\$2,609.34	\$0.00	\$2,609.34	0.0909	72.54%
Natural Gas	1,239	CCF	\$742.19	\$0.00	\$742.19	0.5990	20.63%
Water	33	CCF	\$128.60	\$0.00	\$128.60	3.8970	3.57%
Sewer	32	CCF	\$117.15	\$0.00	\$117.15	3.6609	3.26%
Total Cost:			\$3,597.28	\$0.00	\$3,597.28		



Filters: Cost Center Name Not Equal To DoNotReport; Billing Period Equal To 201602All Meter CodesAll Group Names

# elpaso

Energy CAP

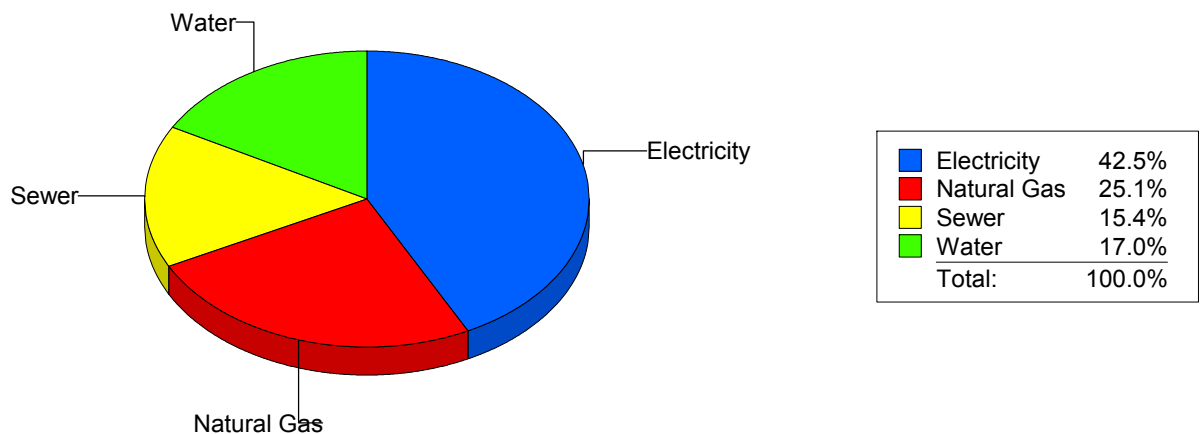
Cost Avoidance Program

## Cost Summary Graph

Grouped by Energy Type

Energy Type	Use	Units	Meter Cost	Special Charges	Total Cost	Avg Unit Cost	% of Total Cost
Site: TENNISCENTER - TENNIS CENTER							
Electricity		848 KWH	\$199.26	\$0.00	\$199.26	0.2350	42.48%
Natural Gas		0 CCF	\$117.53	\$0.00	\$117.53	0.0000	25.05%
Water		4 CCF	\$79.88	\$0.00	\$79.88	19.9700	17.03%
Sewer		2 CCF	\$72.45	\$0.00	\$72.45	36.2250	15.44%
Total Cost:			\$469.12	\$0.00	\$469.12		

For TENNIS  
CENTER



Filters: Cost Center Name Not Equal To DoNotReport; Billing Period Equal To 201602All Meter CodesAll Group Names

# elpaso

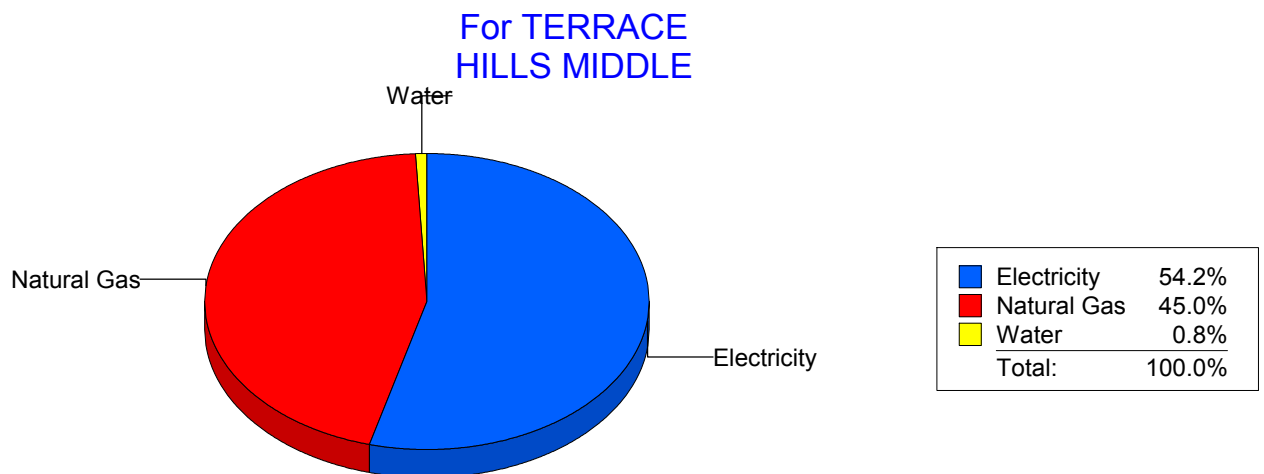
Energy CAP

Cost Avoidance Program

## Cost Summary Graph

Grouped by Energy Type

Energy Type	Use	Units	Meter Cost	Special Charges	Total Cost	Avg Unit Cost	% of Total Cost
Site: TERRACE HILLS MIDDLE - TERRACE HILLS MIDDLE							
Electricity	32,850	KWH	\$2,932.53	\$0.00	\$2,932.53	0.0893	54.24%
Natural Gas	4,354	CCF	\$2,431.93	\$0.00	\$2,431.93	0.5586	44.98%
Water	0	CCF	\$42.47	\$0.00	\$42.47	0.0000	0.79%
Total Cost:			\$5,406.93	\$0.00	\$5,406.93		



Filters: Cost Center Name Not Equal To DoNotReport; Billing Period Equal To 201602All Meter CodesAll Group Names

# elpaso

Energy CAP

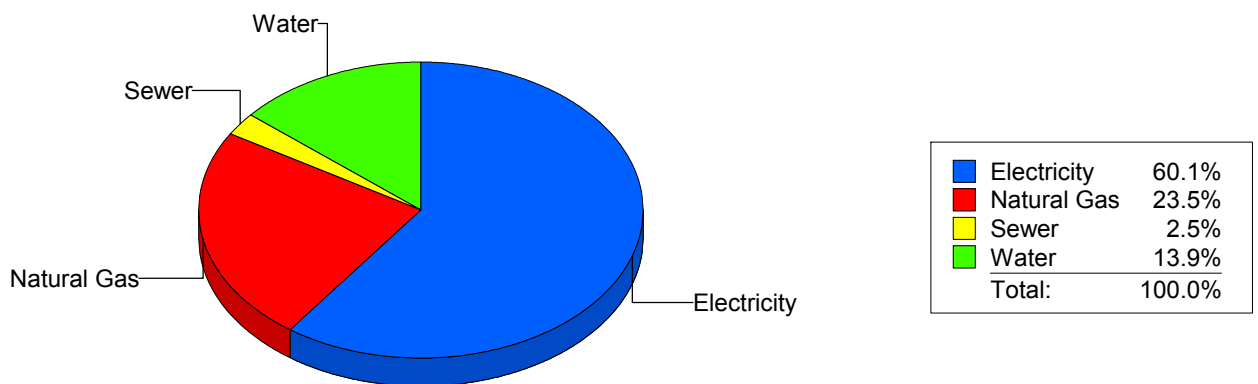
Cost Avoidance Program

## Cost Summary Graph

Grouped by Energy Type

Energy Type	Use	Units	Meter Cost	Special Charges	Total Cost	Avg Unit Cost	% of Total Cost
Site: TIPPIN - TIPPIN ELEMENTARY							
Electricity	61,680	KWH	\$7,027.14	\$0.00	\$7,027.14	0.1139	60.13%
Natural Gas	5,250	CCF	\$2,745.15	\$0.00	\$2,745.15	0.5229	23.49%
Water	334	CCF	\$1,620.78	\$0.00	\$1,620.78	4.8526	13.87%
Sewer	89	CCF	\$293.35	\$0.00	\$293.35	3.2961	2.51%
Total Cost:			\$11,686.42	\$0.00	\$11,686.42		

For TIPPIN  
ELEMENTARY



Filters: Cost Center Name Not Equal To DoNotReport; Billing Period Equal To 201602All Meter CodesAll Group Names

# elpaso

Energy CAP

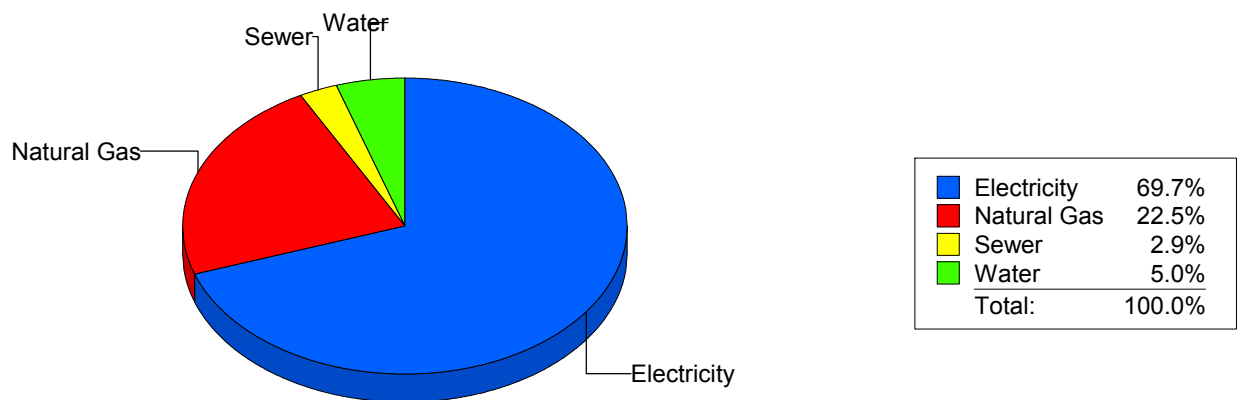
Cost Avoidance Program

## Cost Summary Graph

Grouped by Energy Type

Energy Type	Use	Units	Meter Cost	Special Charges	Total Cost	Avg Unit Cost	% of Total Cost
Site: TOMLEA - TOM LEA							
Electricity	87,040	KWH	\$7,735.91	\$0.00	\$7,735.91	0.0889	69.71%
Natural Gas	4,739	CCF	\$2,492.38	\$0.00	\$2,492.38	0.5259	22.46%
Water	154	CCF	\$551.35	\$0.00	\$551.35	3.5802	4.97%
Sewer	105	CCF	\$317.19	\$0.00	\$317.19	3.0209	2.86%
Total Cost:			\$11,096.83	\$0.00	\$11,096.83		

For TOM LEA



Filters: Cost Center Name Not Equal To DoNotReport; Billing Period Equal To 201602All Meter CodesAll Group Names



# elpaso

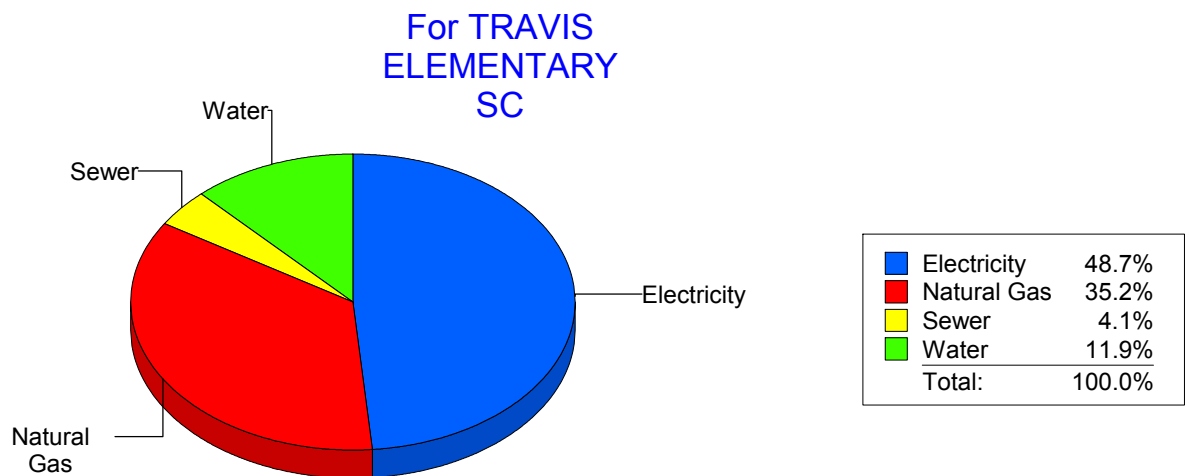
Energy CAP

Cost Avoidance Program

## Cost Summary Graph

Grouped by Energy Type

Energy Type	Use	Units	Meter Cost	Special Charges	Total Cost	Avg Unit Cost	% of Total Cost
Site: TRAVIS ELEMENTARY SC - TRAVIS ELEMENTARY SC							
Electricity	28,818	KWH	\$2,571.34	\$0.00	\$2,571.34	0.0892	48.75%
Natural Gas	3,214	CCF	\$1,855.59	\$0.00	\$1,855.59	0.5773	35.18%
Water	141	CCF	\$629.64	\$0.00	\$629.64	4.4655	11.94%
Sewer	61	CCF	\$218.15	\$0.00	\$218.15	3.5762	4.14%
Total Cost:			\$5,274.72	\$0.00	\$5,274.72		



Filters: Cost Center Name Not Equal To DoNotReport; Billing Period Equal To 201602All Meter CodesAll Group Names

# elpaso

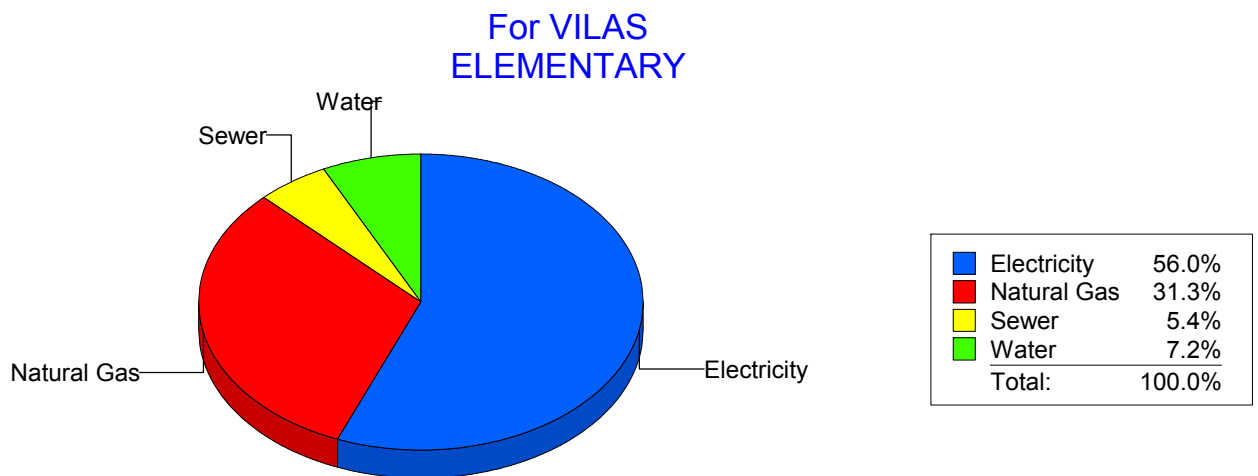
Energy CAP

Cost Avoidance Program

## Cost Summary Graph

Grouped by Energy Type

Energy Type	Use	Units	Meter Cost	Special Charges	Total Cost	Avg Unit Cost	% of Total Cost
Site: VILAS ELEMENTARY - VILAS ELEMENTARY							
Electricity	34,137	KWH	\$3,791.34	\$0.00	\$3,791.34	0.1111	56.04%
Natural Gas	3,505	CCF	\$2,119.61	\$0.00	\$2,119.61	0.6047	31.33%
Water	88	CCF	\$488.78	\$0.00	\$488.78	5.5543	7.22%
Sewer	59	CCF	\$365.79	\$0.00	\$365.79	6.1998	5.41%
Total Cost:			\$6,765.52	\$0.00	\$6,765.52		



Filters: Cost Center Name Not Equal To DoNotReport; Billing Period Equal To 201602All Meter CodesAll Group Names

# elpaso

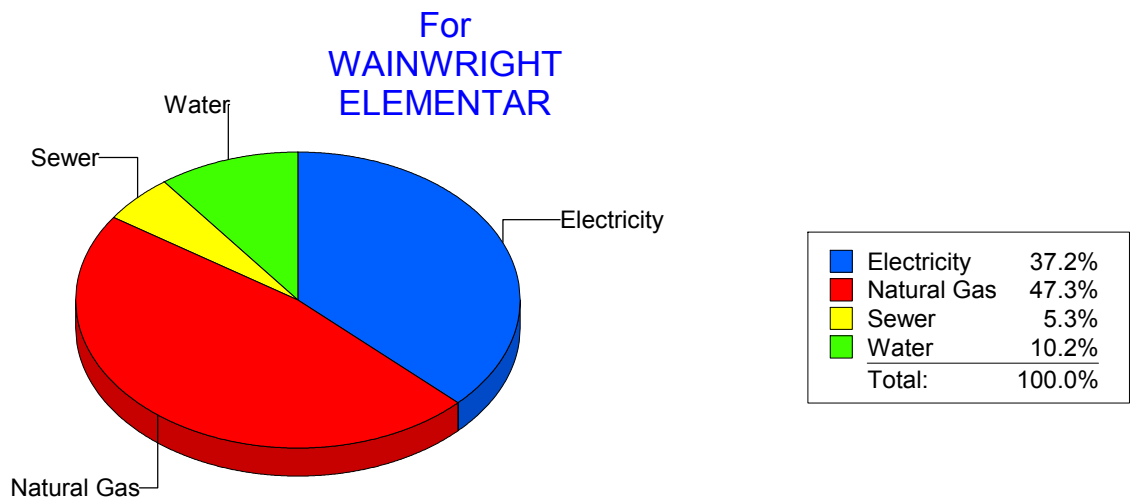
Energy CAP

Cost Avoidance Program

## Cost Summary Graph

Grouped by Energy Type

Energy Type	Use	Units	Meter Cost	Special Charges	Total Cost	Avg Unit Cost	% of Total Cost
Site: WAINWRIGHT ELEMENTAR - WAINWRIGHT ELEMENTAR							
Electricity	13,899	KWH	\$1,246.62	\$0.00	\$1,246.62	0.0897	37.24%
Natural Gas	2,672	CCF	\$1,582.45	\$0.00	\$1,582.45	0.5922	47.27%
Water	69	CCF	\$340.85	\$0.00	\$340.85	4.9399	10.18%
Sewer	26	CCF	\$177.68	\$0.00	\$177.68	6.8338	5.31%
Total Cost:			\$3,347.60	\$0.00	\$3,347.60		



Filters: Cost Center Name Not Equal To DoNotReport; Billing Period Equal To 201602All Meter CodesAll Group Names

# elpaso

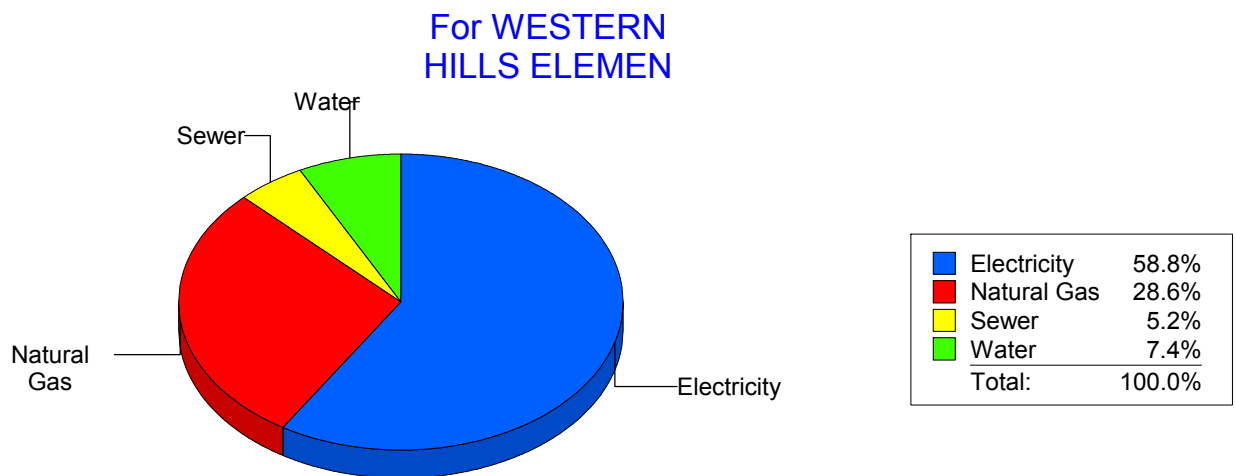
Energy CAP

Cost Avoidance Program

## Cost Summary Graph

Grouped by Energy Type

Energy Type	Use	Units	Meter Cost	Special Charges	Total Cost	Avg Unit Cost	% of Total Cost
Site: WESTERN HILLS ELEMEN - WESTERN HILLS ELEMEN							
Electricity	40,920	KWH	\$3,888.58	\$0.00	\$3,888.58	0.0950	58.82%
Natural Gas	3,518	CCF	\$1,888.43	\$0.00	\$1,888.43	0.5368	28.57%
Water	173	CCF	\$491.00	\$0.00	\$491.00	2.8382	7.43%
Sewer	64	CCF	\$342.93	\$0.00	\$342.93	5.3583	5.19%
Total Cost:			\$6,610.94	\$0.00	\$6,610.94		



Filters: Cost Center Name Not Equal To DoNotReport; Billing Period Equal To 201602All Meter CodesAll Group Names

# elpaso

Energy CAP

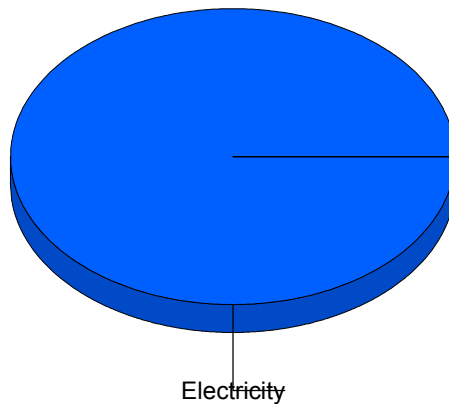
Cost Avoidance Program

## Cost Summary Graph

Grouped by Energy Type

Energy Type	Use	Units	Meter Cost	Special Charges	Total Cost	Avg Unit Cost	% of Total Cost
Site: WESTSIDE TRANSPORTAT - WESTSIDE TRANSPORTAT							
Electricity	3,268	KWH	\$366.10	\$0.00	\$366.10	0.1120	100.00%
Total Cost:			\$366.10	\$0.00	\$366.10		

For WESTSIDE  
TRANSPORTAT



Filters: Cost Center Name Not Equal To DoNotReport; Billing Period Equal To 201602All Meter CodesAll Group Names

# elpaso

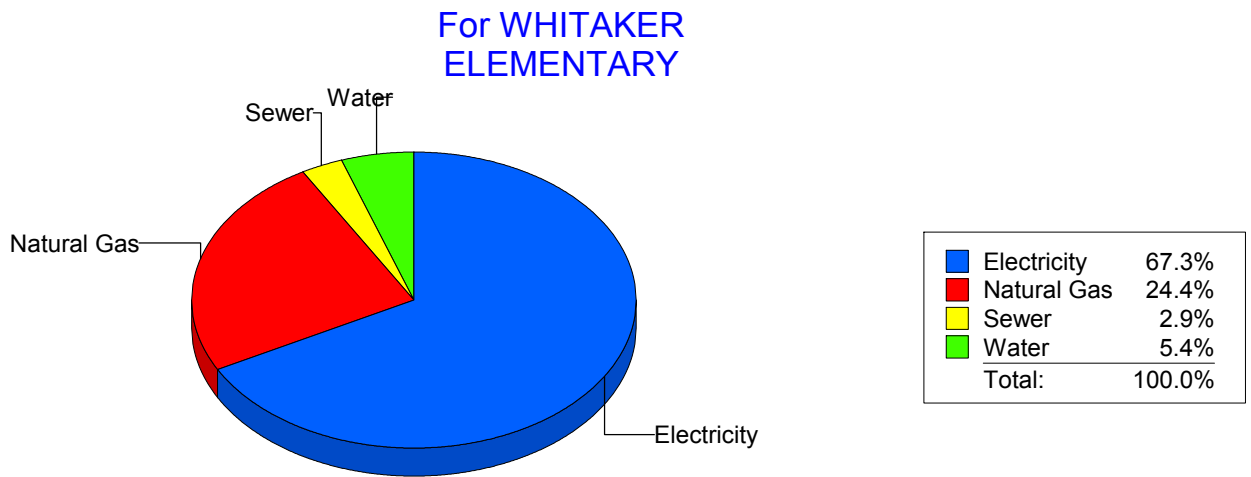
Energy CAP

Cost Avoidance Program

## Cost Summary Graph

Grouped by Energy Type

Energy Type	Use	Units	Meter Cost	Special Charges	Total Cost	Avg Unit Cost	% of Total Cost
Site: WHITAKER ELEMENTARY - WHITAKER ELEMENTARY							
Electricity	71,520	KWH	\$6,714.96	\$0.00	\$6,714.96	0.0939	67.27%
Natural Gas	4,629	CCF	\$2,437.97	\$0.00	\$2,437.97	0.5267	24.43%
Water	113	CCF	\$539.56	\$0.00	\$539.56	4.7749	5.41%
Sewer	86	CCF	\$288.88	\$0.00	\$288.88	3.3591	2.89%
Total Cost:			\$9,981.37	\$0.00	\$9,981.37		



Filters: Cost Center Name Not Equal To DoNotReport; Billing Period Equal To 201602All Meter CodesAll Group Names

# elpaso

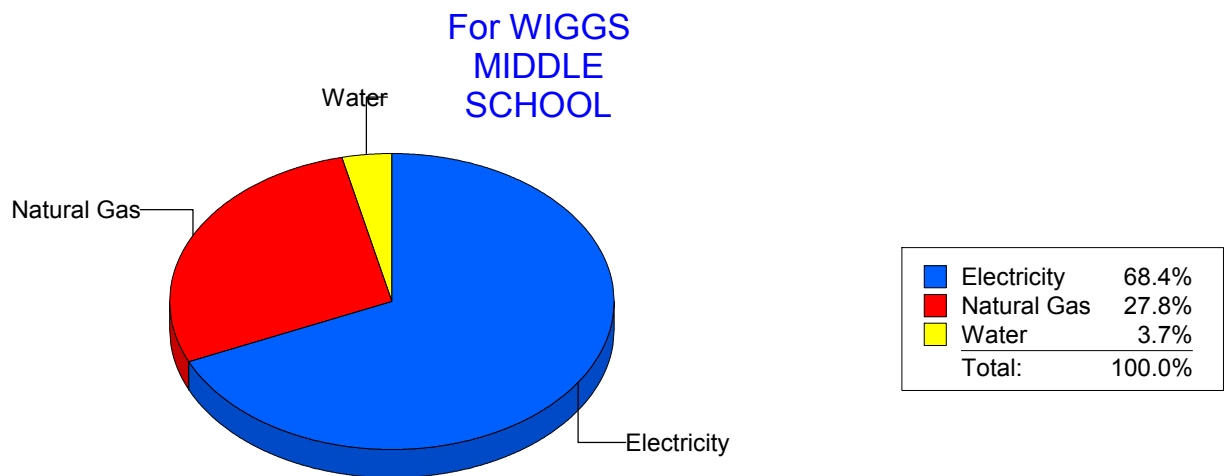
Energy CAP

Cost Avoidance Program

## Cost Summary Graph

Grouped by Energy Type

Energy Type	Use	Units	Meter Cost	Special Charges	Total Cost	Avg Unit Cost	% of Total Cost
Site: WIGGS MIDDLE SCHOOL - WIGGS MIDDLE SCHOOL							
Electricity	58,720	KWH	\$5,357.17	\$0.00	\$5,357.17	0.0912	68.44%
Natural Gas	4,107	CCF	\$2,179.78	\$0.00	\$2,179.78	0.5307	27.85%
Water	31	CCF	\$291.09	\$0.00	\$291.09	9.3900	3.72%
Total Cost:			\$7,828.04	\$0.00	\$7,828.04		



Filters: Cost Center Name Not Equal To DoNotReport; Billing Period Equal To 201602All Meter CodesAll Group Names

# elpaso

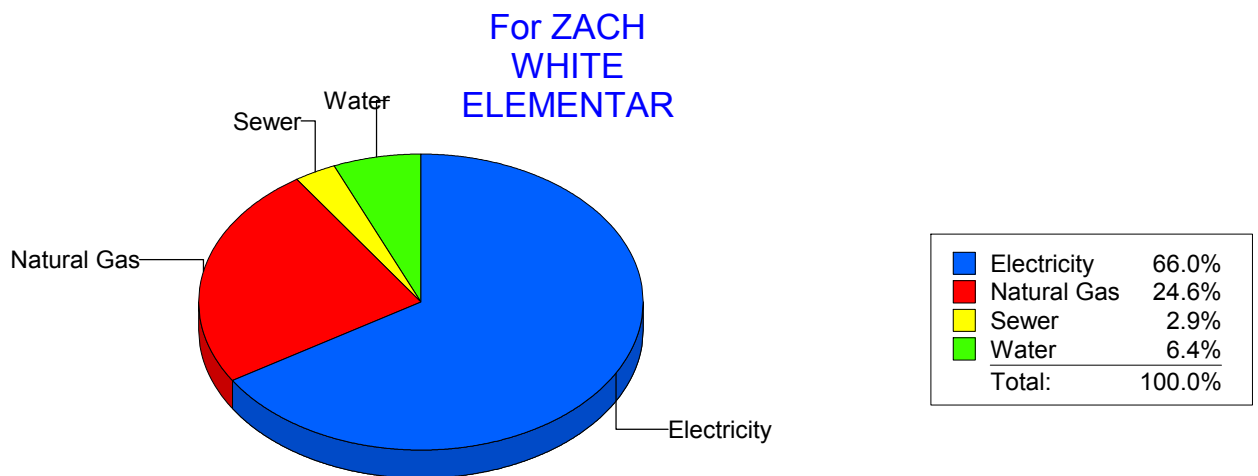
Energy CAP

Cost Avoidance Program

## Cost Summary Graph

Grouped by Energy Type

Energy Type	Use	Units	Meter Cost	Special Charges	Total Cost	Avg Unit Cost	% of Total Cost
Site: ZACH WHITE ELEMENTAR - ZACH WHITE ELEMENTAR							
Electricity	55,800	KWH	\$5,641.67	\$0.00	\$5,641.67	0.1011	65.98%
Natural Gas	3,715	CCF	\$2,107.65	\$0.00	\$2,107.65	0.5673	24.65%
Water	149	CCF	\$550.49	\$0.00	\$550.49	3.6946	6.44%
Sewer	75	CCF	\$250.69	\$0.00	\$250.69	3.3425	2.93%
Total Cost:			\$8,550.50	\$0.00	\$8,550.50		



Filters: Cost Center Name Not Equal To DoNotReport; Billing Period Equal To 201602All Meter CodesAll Group Names



# elpaso

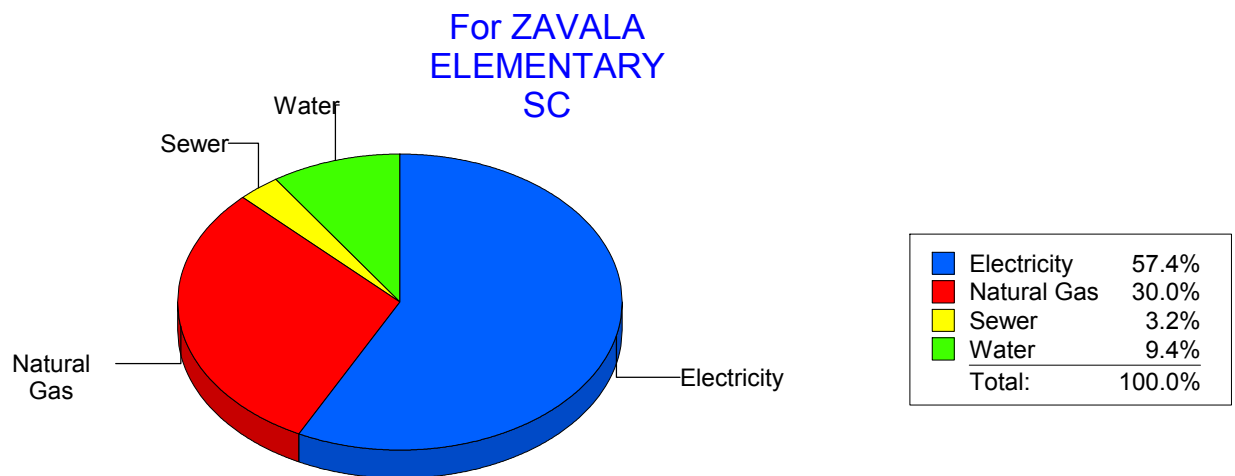
Energy CAP

Cost Avoidance Program

## Cost Summary Graph

Grouped by Energy Type

Energy Type	Use	Units	Meter Cost	Special Charges	Total Cost	Avg Unit Cost	% of Total Cost
Site: ZAVALA ELEMENTARY SC - ZAVALA ELEMENTARY SC							
Electricity	30,000	KWH	\$2,338.51	\$0.00	\$2,338.51	0.0780	57.38%
Natural Gas	2,192	CCF	\$1,223.84	\$0.00	\$1,223.84	0.5583	30.03%
Water	85	CCF	\$382.78	\$0.00	\$382.78	4.5033	9.39%
Sewer	41	CCF	\$130.56	\$0.00	\$130.56	3.1844	3.20%
Total Cost:			\$4,075.69	\$0.00	\$4,075.69		



Filters: Cost Center Name Not Equal To DoNotReport; Billing Period Equal To 201602All Meter CodesAll Group Names

# elpaso

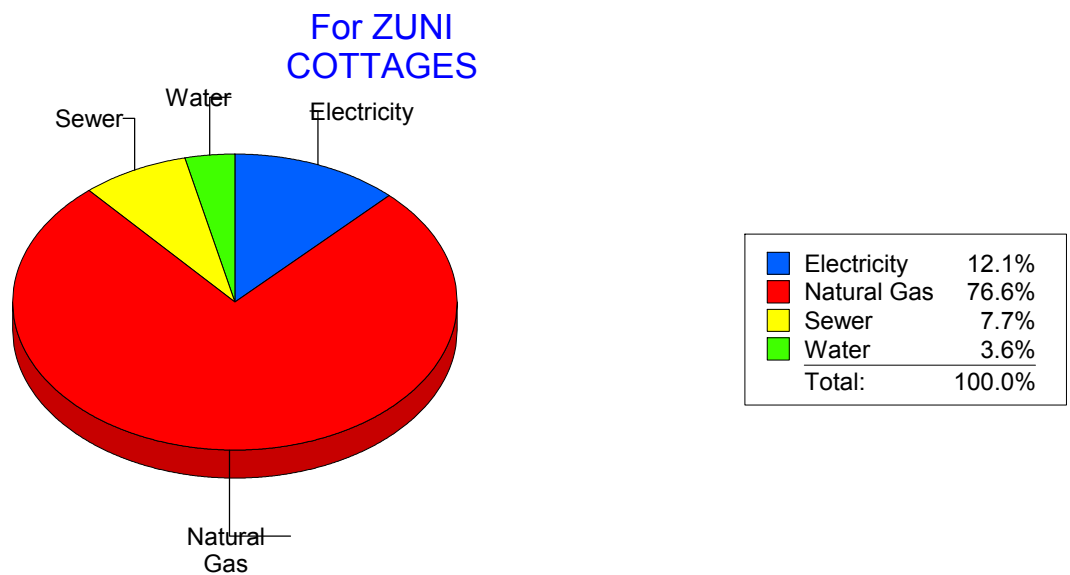
Energy CAP

Cost Avoidance Program

## Cost Summary Graph

Grouped by Energy Type

Energy Type	Use	Units	Meter Cost	Special Charges	Total Cost	Avg Unit Cost	% of Total Cost
Site: ZUNI COTTAGES - ZUNI COTTAGES							
Electricity	31 KWH		\$37.30	\$0.00	\$37.30	1.2032	12.13%
Natural Gas	1 CCF		\$235.46	\$0.00	\$235.46	235.4600	76.56%
Water	0 CCF		\$11.18	\$0.00	\$11.18	0.0000	3.64%
Sewer	0 CCF		\$23.60	\$0.00	\$23.60	0.0000	7.67%
Total Cost:			\$307.54	\$0.00	\$307.54		



Filters: Cost Center Name Not Equal To DoNotReport; Billing Period Equal To 201602All Meter CodesAll Group Names

# el Paso

Energy CAP

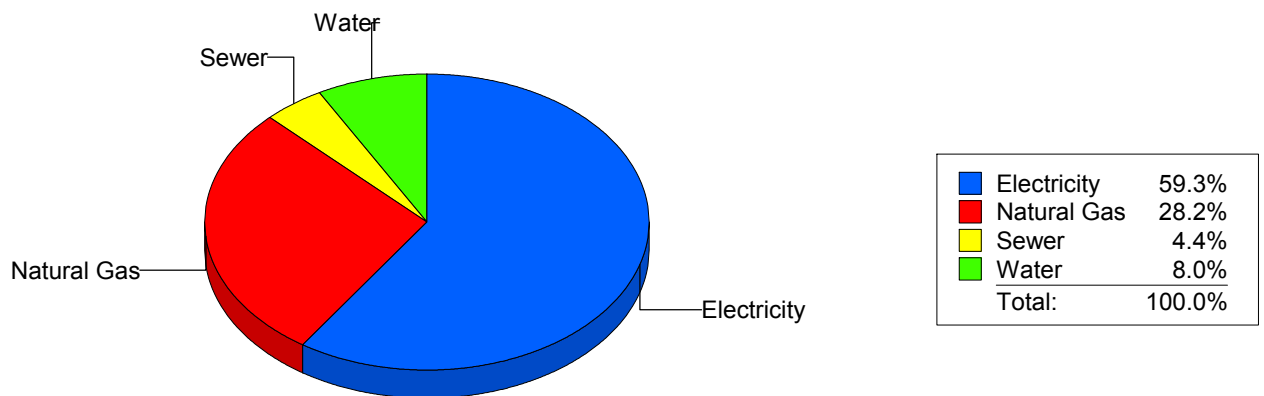
Cost Avoidance Program

## Cost Summary Graph

Grouped by Energy Type

Energy Type	Use	Units	Meter Cost	Special Charges	Total Cost	Avg Unit Cost	% of Total Cost
<b>All Sites</b>							
Electricity	5,990,490	KWH	\$577,553.25	\$0.00	\$577,553.25	0.0964	59.33%
Natural Gas	541,132	CCF	\$274,850.77	\$0.00	\$274,850.77	0.5079	28.23%
Water	24,504	CCF	\$78,065.43	\$0.00	\$78,065.43	3.1858	8.02%
Sewer	16,127	CCF	\$43,001.47	\$0.00	\$43,001.47	2.6664	4.42%
<b>Total Cost:</b>			<b>\$973,470.92</b>	<b>\$0.00</b>	<b>\$973,470.92</b>		

For All Sites



Filters: Cost Center Name Not Equal To DoNotReport; Billing Period Equal To 201602All Meter CodesAll Group Names