

elpaso

Energy CAP

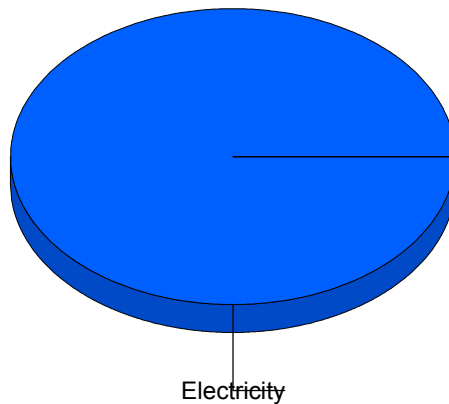
Cost Avoidance Program

Cost Summary Graph

Grouped by Energy Type

Energy Type	Use	Units	Meter Cost	Special Charges	Total Cost	Avg Unit Cost	% of Total Cost
Site: ALAMO ELEMENTARY SCH - ALAMO ELEMENTARY SCH							
Electricity		9,750 KWH	\$690.00	\$0.00	\$690.00	0.0708	100.00%
Total Cost:			\$690.00	\$0.00	\$690.00		

For ALAMO
ELEMENTARY
SCH



■ Electricity	100.0%
Total:	100.0%

Filters: Cost Center Name Not Equal To DoNotReport; Billing Period Equal To 201601All Meter CodesAll Group Names

elpaso

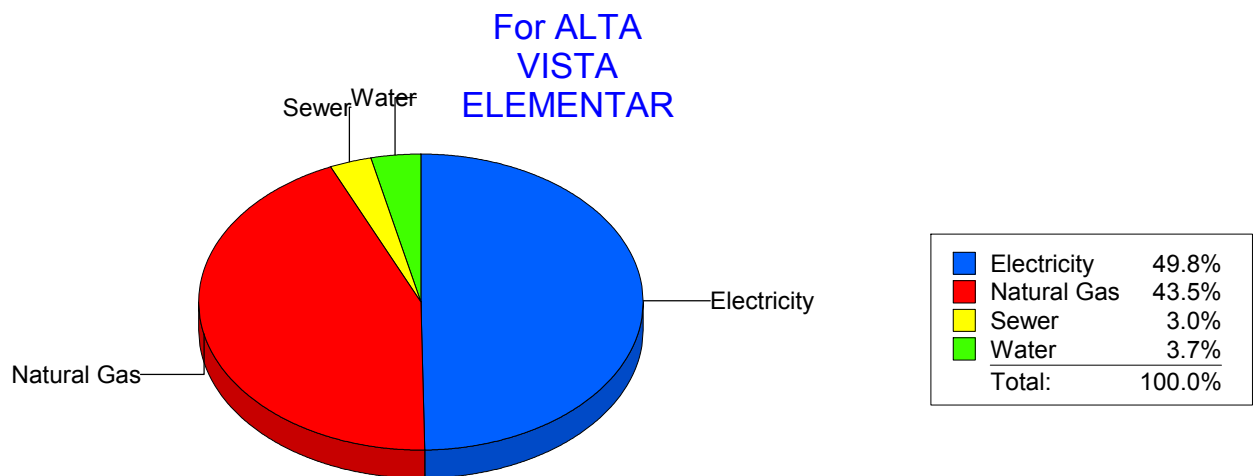
Energy CAP

Cost Avoidance Program

Cost Summary Graph

Grouped by Energy Type

Energy Type	Use	Units	Meter Cost	Special Charges	Total Cost	Avg Unit Cost	% of Total Cost
Site: ALTA VISTA ELEMENTAR - ALTA VISTA ELEMENTAR							
Electricity	27,600	KWH	\$2,731.61	\$0.00	\$2,731.61	0.0990	49.80%
Natural Gas	4,285	CCF	\$2,384.51	\$0.00	\$2,384.51	0.5565	43.47%
Water	67	CCF	\$204.09	\$0.00	\$204.09	3.0461	3.72%
Sewer	64	CCF	\$164.83	\$0.00	\$164.83	2.5755	3.01%
Total Cost:			\$5,485.04	\$0.00	\$5,485.04		



Filters: Cost Center Name Not Equal To DoNotReport; Billing Period Equal To 201601All Meter CodesAll Group Names

el Paso

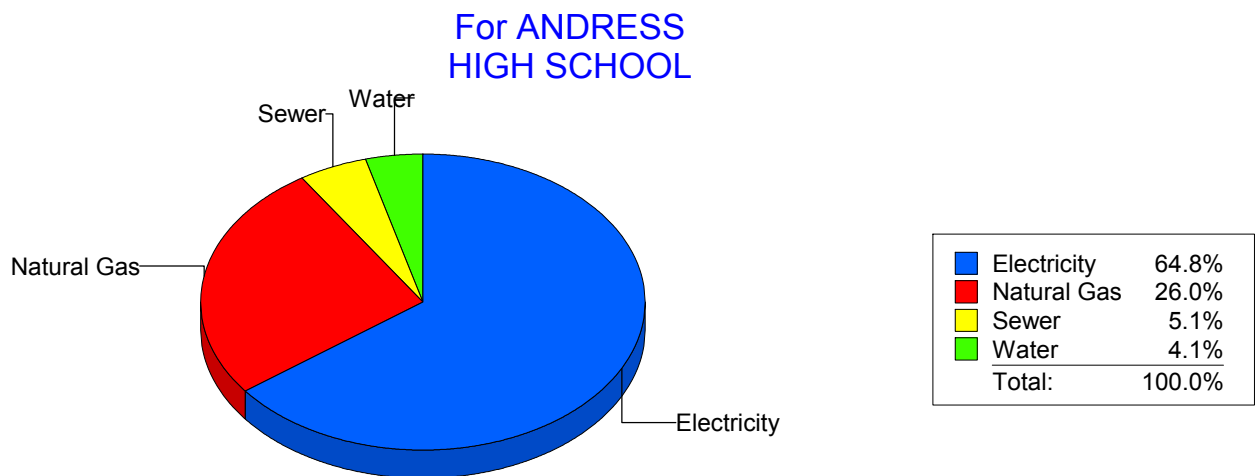
Energy CAP

Cost Avoidance Program

Cost Summary Graph

Grouped by Energy Type

Energy Type	Use	Units	Meter Cost	Special Charges	Total Cost	Avg Unit Cost	% of Total Cost
Site: ANDRESS HIGH SCHOOL - ANDRESS HIGH SCHOOL							
Electricity	141,127	KWH	\$14,444.57	\$0.00	\$14,444.57	0.1024	64.82%
Natural Gas	10,954	CCF	\$5,791.35	\$0.00	\$5,791.35	0.5287	25.99%
Water	461	CCF	\$920.70	\$0.00	\$920.70	1.9972	4.13%
Sewer	649	CCF	\$1,127.75	\$0.00	\$1,127.75	1.7377	5.06%
Total Cost:			\$22,284.37	\$0.00	\$22,284.37		



Filters: Cost Center Name Not Equal To DoNotReport; Billing Period Equal To 201601All Meter CodesAll Group Names

elpaso

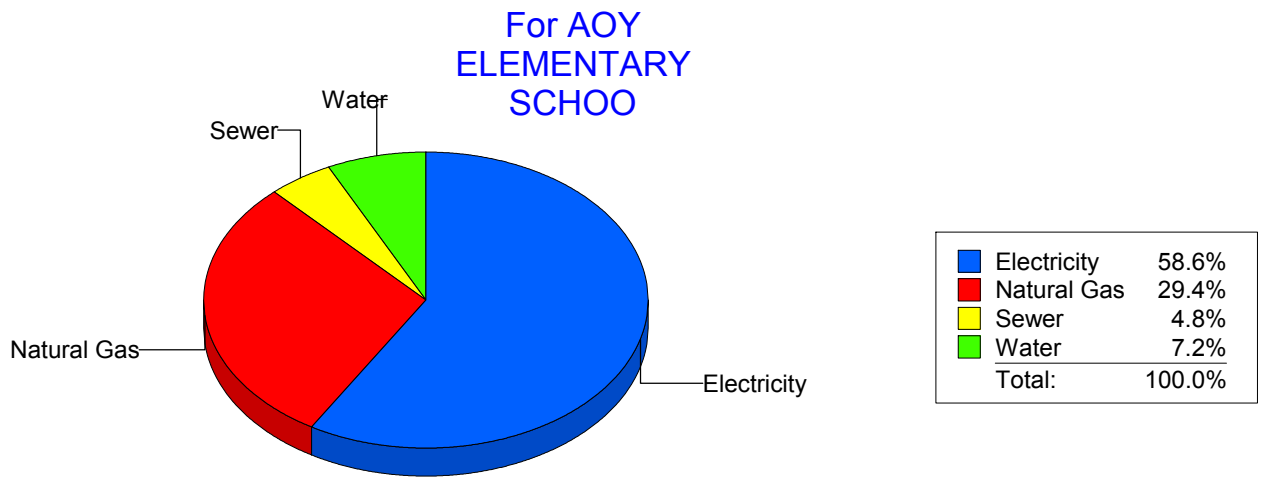
Energy CAP

Cost Avoidance Program

Cost Summary Graph

Grouped by Energy Type

Energy Type	Use	Units	Meter Cost	Special Charges	Total Cost	Avg Unit Cost	% of Total Cost
Site: AOY ELEMENTARY SCHOO - AOY ELEMENTARY SCHOO							
Electricity	43,030	KWH	\$5,041.04	\$0.00	\$5,041.04	0.1172	58.61%
Natural Gas	4,592	CCF	\$2,530.73	\$0.00	\$2,530.73	0.5511	29.42%
Water	93	CCF	\$614.97	\$0.00	\$614.97	6.6126	7.15%
Sewer	73	CCF	\$414.13	\$0.00	\$414.13	5.6730	4.81%
Total Cost:			\$8,600.87	\$0.00	\$8,600.87		



Filters: Cost Center Name Not Equal To DoNotReport; Billing Period Equal To 201601All Meter CodesAll Group Names

elpaso

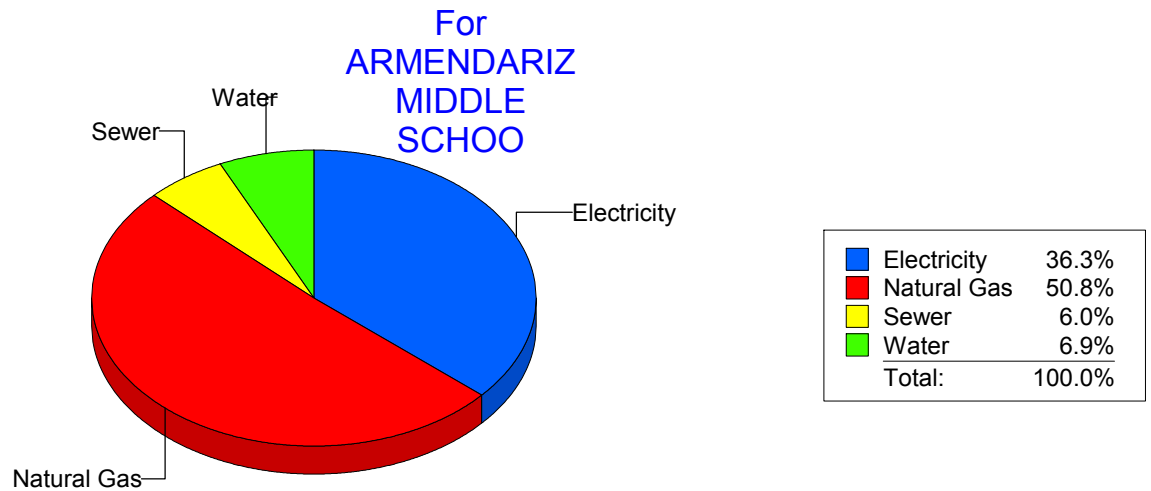
Energy CAP

Cost Avoidance Program

Cost Summary Graph

Grouped by Energy Type

Energy Type	Use	Units	Meter Cost	Special Charges	Total Cost	Avg Unit Cost	% of Total Cost
Site: ARMENDARIZ MIDDLE SCHOO - ARMENDARIZ MIDDLE SCHOO							
Electricity	202	KWH	\$2,992.80	\$0.00	\$2,992.80	14.8158	36.31%
Natural Gas	8,162	CCF	\$4,184.49	\$0.00	\$4,184.49	0.5127	50.77%
Water	206	CCF	\$572.07	\$0.00	\$572.07	2.7770	6.94%
Sewer	164	CCF	\$491.93	\$0.00	\$491.93	2.9996	5.97%
Total Cost:			\$8,241.29	\$0.00	\$8,241.29		



Filters: Cost Center Name Not Equal To DoNotReport; Billing Period Equal To 201601All Meter CodesAll Group Names

elpaso

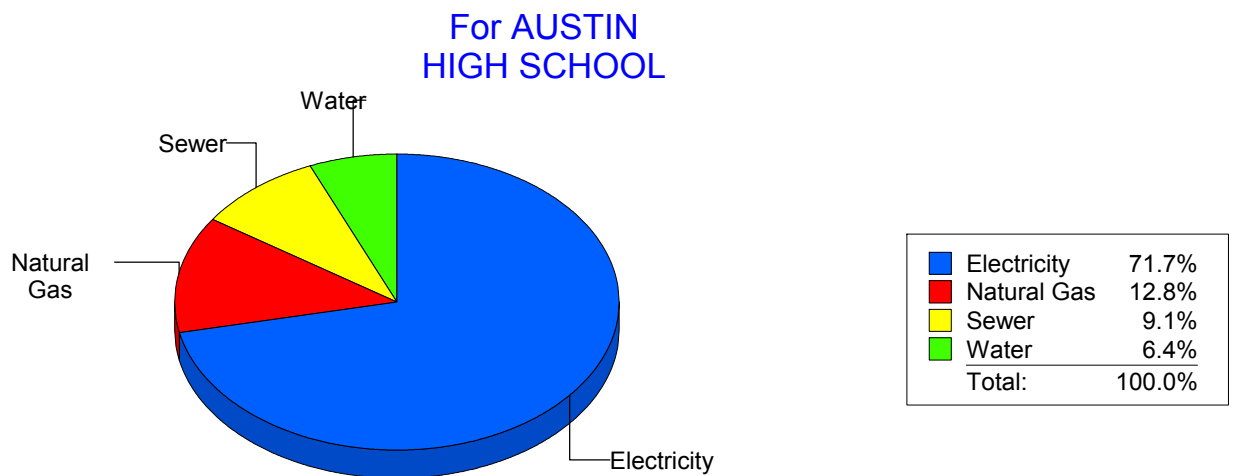
Energy CAP

Cost Avoidance Program

Cost Summary Graph

Grouped by Energy Type

Energy Type	Use	Units	Meter Cost	Special Charges	Total Cost	Avg Unit Cost	% of Total Cost
Site: AUSTIN HIGH SCHOOL - AUSTIN HIGH SCHOOL							
Electricity	112,300	KWH	\$12,041.26	\$0.00	\$12,041.26	0.1072	71.71%
Natural Gas	3,791	CCF	\$2,147.49	\$0.00	\$2,147.49	0.5665	12.79%
Water	221	CCF	\$1,068.23	\$0.00	\$1,068.23	4.8336	6.36%
Sewer	604	CCF	\$1,534.04	\$0.00	\$1,534.04	2.5398	9.14%
Total Cost:			\$16,791.02	\$0.00	\$16,791.02		



Filters: Cost Center Name Not Equal To DoNotReport; Billing Period Equal To 201601All Meter CodesAll Group Names

elpaso

Energy CAP

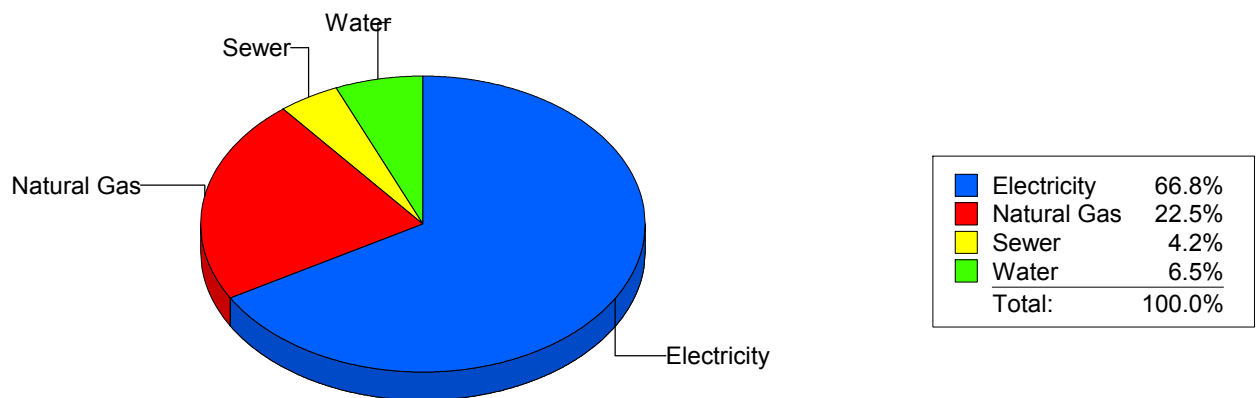
Cost Avoidance Program

Cost Summary Graph

Grouped by Energy Type

Energy Type	Use	Units	Meter Cost	Special Charges	Total Cost	Avg Unit Cost	% of Total Cost
Site: BARRON - BARRON							
Electricity	55,359	KWH	\$5,952.29	\$0.00	\$5,952.29	0.1075	66.78%
Natural Gas	3,517	CCF	\$2,004.99	\$0.00	\$2,004.99	0.5701	22.49%
Water	91	CCF	\$580.54	\$0.00	\$580.54	6.3796	6.51%
Sewer	68	CCF	\$376.04	\$0.00	\$376.04	5.5300	4.22%
Total Cost:			\$8,913.86	\$0.00	\$8,913.86		

For BARRON



Filters: Cost Center Name Not Equal To DoNotReport; Billing Period Equal To 201601All Meter CodesAll Group Names

elpaso

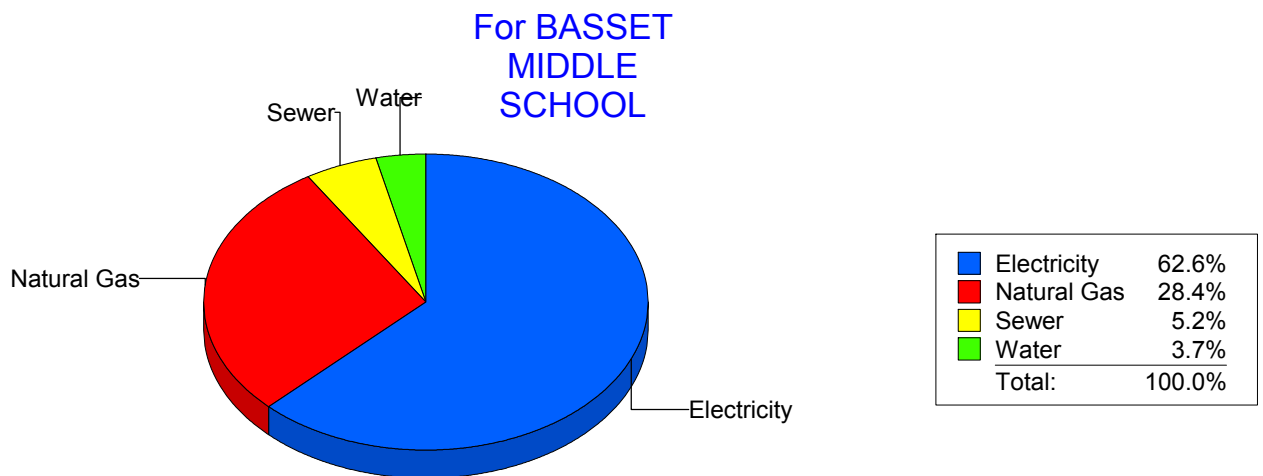
Energy CAP

Cost Avoidance Program

Cost Summary Graph

Grouped by Energy Type

Energy Type	Use	Units	Meter Cost	Special Charges	Total Cost	Avg Unit Cost	% of Total Cost
Site: BASSET MIDDLE SCHOOL - BASSET MIDDLE SCHOOL							
Electricity	73,706	KWH	\$6,748.60	\$0.00	\$6,748.60	0.0916	62.61%
Natural Gas	5,661	CCF	\$3,064.33	\$0.00	\$3,064.33	0.5413	28.43%
Water	70	CCF	\$400.92	\$0.00	\$400.92	5.7274	3.72%
Sewer	271	CCF	\$564.53	\$0.00	\$564.53	2.0831	5.24%
Total Cost:			\$10,778.38	\$0.00	\$10,778.38		



Filters: Cost Center Name Not Equal To DoNotReport; Billing Period Equal To 201601All Meter CodesAll Group Names

elpaso

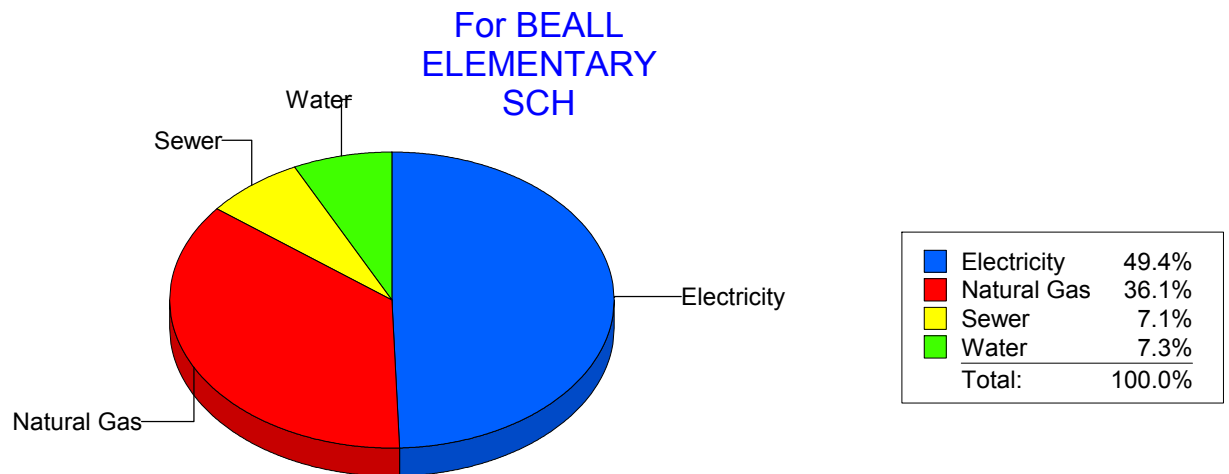
Energy CAP

Cost Avoidance Program

Cost Summary Graph

Grouped by Energy Type

Energy Type	Use	Units	Meter Cost	Special Charges	Total Cost	Avg Unit Cost	% of Total Cost
Site: BEALL ELEMENTARY SCH - BEALL ELEMENTARY SCH							
Electricity	18,537	KWH	\$1,982.53	\$0.00	\$1,982.53	0.1069	49.43%
Natural Gas	2,410	CCF	\$1,449.72	\$0.00	\$1,449.72	0.6015	36.15%
Water	88	CCF	\$294.06	\$0.00	\$294.06	3.3416	7.33%
Sewer	83	CCF	\$284.41	\$0.00	\$284.41	3.4266	7.09%
Total Cost:			\$4,010.72	\$0.00	\$4,010.72		



Filters: Cost Center Name Not Equal To DoNotReport; Billing Period Equal To 201601All Meter CodesAll Group Names

el Paso

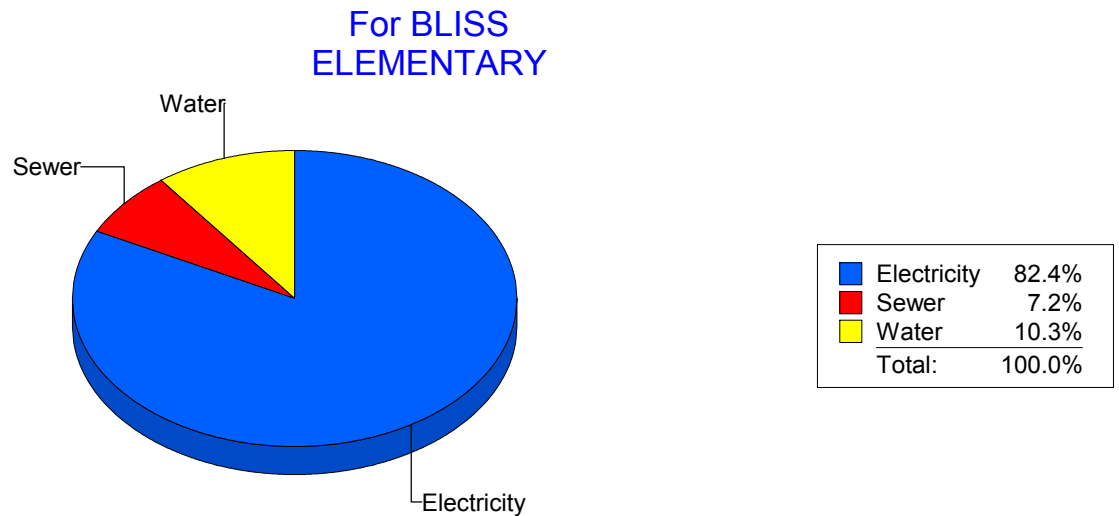
Energy CAP

Cost Avoidance Program

Cost Summary Graph

Grouped by Energy Type

Energy Type	Use	Units	Meter Cost	Special Charges	Total Cost	Avg Unit Cost	% of Total Cost
Site: BLISS ELEMENTARY - BLISS ELEMENTARY							
Electricity	30,002	KWH	\$3,279.38	\$0.00	\$3,279.38	0.1093	82.44%
Water	148	CCF	\$410.96	\$0.00	\$410.96	2.7768	10.33%
Sewer	85	CCF	\$287.39	\$0.00	\$287.39	3.3811	7.22%
Total Cost:			\$3,977.73	\$0.00	\$3,977.73		



Filters: Cost Center Name Not Equal To DoNotReport; Billing Period Equal To 201601All Meter CodesAll Group Names

elpaso

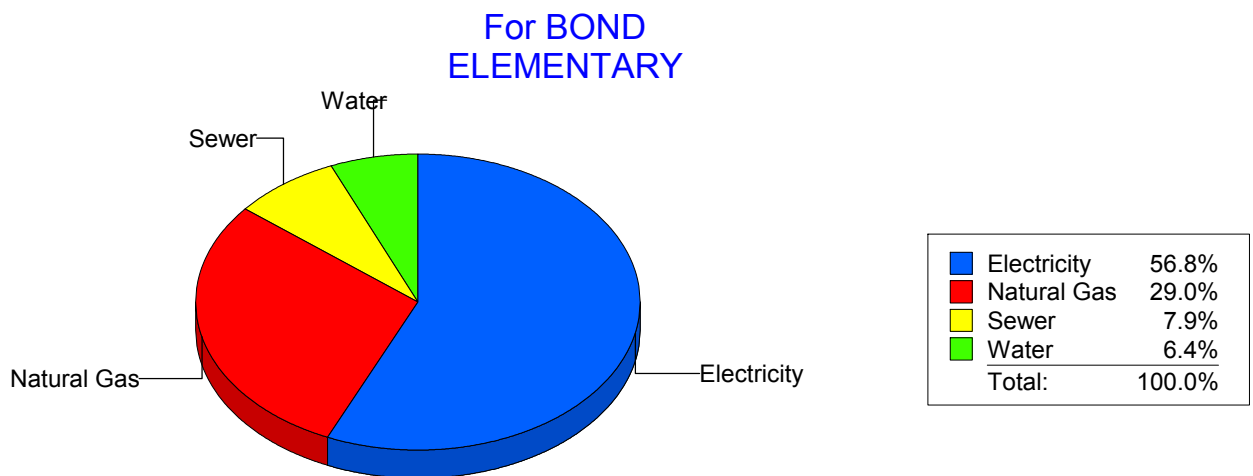
Energy CAP

Cost Avoidance Program

Cost Summary Graph

Grouped by Energy Type

Energy Type	Use	Units	Meter Cost	Special Charges	Total Cost	Avg Unit Cost	% of Total Cost
Site: BOND - BOND ELEMENTARY							
Electricity	26,837	KWH	\$2,942.06	\$0.00	\$2,942.06	0.1096	56.75%
Natural Gas	2,511	CCF	\$1,500.82	\$0.00	\$1,500.82	0.5977	28.95%
Water	52	CCF	\$332.23	\$0.00	\$332.23	6.3890	6.41%
Sewer	120	CCF	\$409.01	\$0.00	\$409.01	3.4084	7.89%
Total Cost:			\$5,184.12	\$0.00	\$5,184.12		



Filters: Cost Center Name Not Equal To DoNotReport; Billing Period Equal To 201601All Meter CodesAll Group Names

elpaso

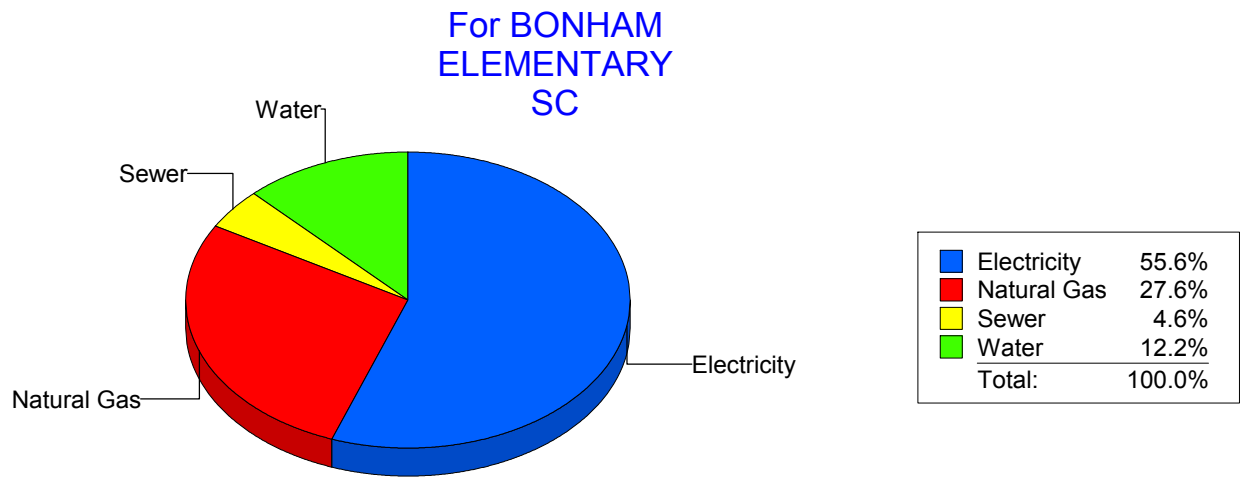
Energy CAP

Cost Avoidance Program

Cost Summary Graph

Grouped by Energy Type

Energy Type	Use	Units	Meter Cost	Special Charges	Total Cost	Avg Unit Cost	% of Total Cost
Site: BONHAM ELEMENTARY SC - BONHAM ELEMENTARY SC							
Electricity	26,570	KWH	\$3,435.48	\$0.00	\$3,435.48	0.1293	55.62%
Natural Gas	3,149	CCF	\$1,705.49	\$0.00	\$1,705.49	0.5416	27.61%
Water	174	CCF	\$750.50	\$0.00	\$750.50	4.3132	12.15%
Sewer	98	CCF	\$285.08	\$0.00	\$285.08	2.9090	4.62%
Total Cost:			\$6,176.55	\$0.00	\$6,176.55		



Filters: Cost Center Name Not Equal To DoNotReport; Billing Period Equal To 201601All Meter CodesAll Group Names

elpaso

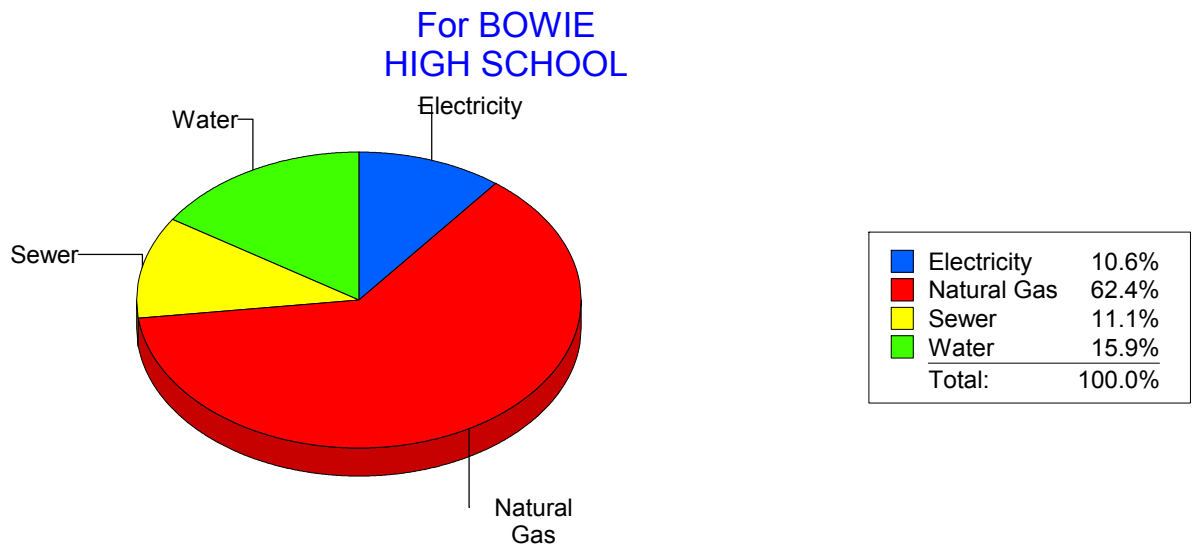
Energy CAP

Cost Avoidance Program

Cost Summary Graph

Grouped by Energy Type

Energy Type	Use	Units	Meter Cost	Special Charges	Total Cost	Avg Unit Cost	% of Total Cost
Site: BOWIE HIGH SCHOOL - BOWIE HIGH SCHOOL							
Electricity	10,860	KWH	\$1,076.85	\$0.00	\$1,076.85	0.0992	10.57%
Natural Gas	12,311	CCF	\$6,359.77	\$0.00	\$6,359.77	0.5166	62.42%
Water	610	CCF	\$1,617.85	\$0.00	\$1,617.85	2.6522	15.88%
Sewer	441	CCF	\$1,134.87	\$0.00	\$1,134.87	2.5734	11.14%
Total Cost:			\$10,189.34	\$0.00	\$10,189.34		



Filters: Cost Center Name Not Equal To DoNotReport; Billing Period Equal To 201601All Meter CodesAll Group Names

elpaso

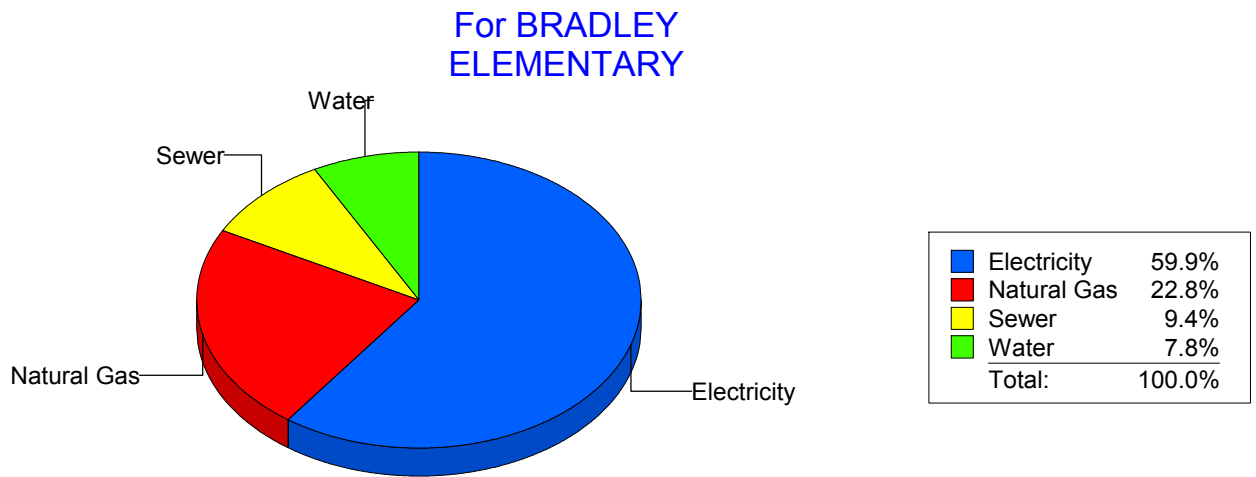
Energy CAP

Cost Avoidance Program

Cost Summary Graph

Grouped by Energy Type

Energy Type	Use	Units	Meter Cost	Special Charges	Total Cost	Avg Unit Cost	% of Total Cost
Site: BRADLEY ELEMENTARY - BRADLEY ELEMENTARY							
Electricity	25,700	KWH	\$2,566.43	\$0.00	\$2,566.43	0.0999	59.91%
Natural Gas	1,707	CCF	\$978.52	\$0.00	\$978.52	0.5732	22.84%
Water	65	CCF	\$335.19	\$0.00	\$335.19	5.1568	7.82%
Sewer	105	CCF	\$404.02	\$0.00	\$404.02	3.8478	9.43%
Total Cost:			\$4,284.16	\$0.00	\$4,284.16		



Filters: Cost Center Name Not Equal To DoNotReport; Billing Period Equal To 201601All Meter CodesAll Group Names

elpaso

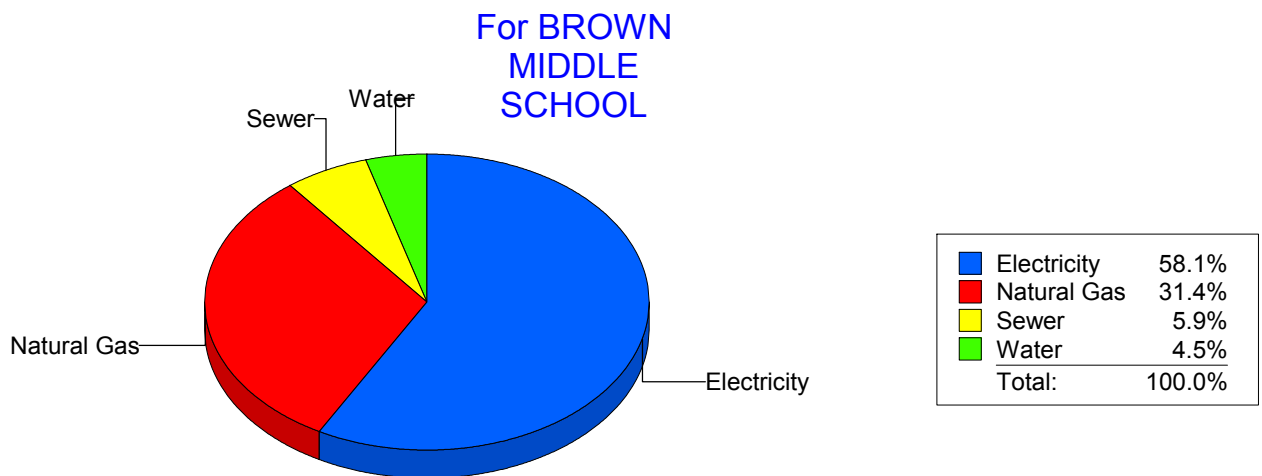
Energy CAP

Cost Avoidance Program

Cost Summary Graph

Grouped by Energy Type

Energy Type	Use	Units	Meter Cost	Special Charges	Total Cost	Avg Unit Cost	% of Total Cost
Site: BROWN MIDDLE SCHOOL - BROWN MIDDLE SCHOOL							
Electricity	84,600	KWH	\$7,274.74	\$0.00	\$7,274.74	0.0860	58.09%
Natural Gas	7,663	CCF	\$3,937.72	\$0.00	\$3,937.72	0.5139	31.44%
Water	179	CCF	\$569.18	\$0.00	\$569.18	3.1798	4.54%
Sewer	332	CCF	\$742.25	\$0.00	\$742.25	2.2357	5.93%
Total Cost:			\$12,523.89	\$0.00	\$12,523.89		



Filters: Cost Center Name Not Equal To DoNotReport; Billing Period Equal To 201601All Meter CodesAll Group Names

elpaso

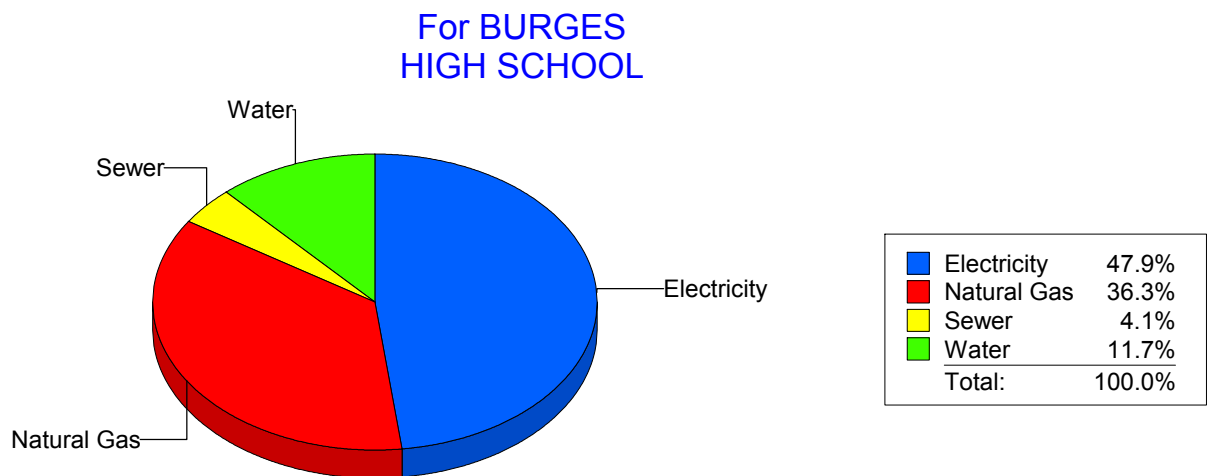
Energy CAP

Cost Avoidance Program

Cost Summary Graph

Grouped by Energy Type

Energy Type	Use	Units	Meter Cost	Special Charges	Total Cost	Avg Unit Cost	% of Total Cost
Site: BURGESS HIGH SCHOOL - BURGESS HIGH SCHOOL							
Electricity	100,803	KWH	\$9,780.33	\$0.00	\$9,780.33	0.0970	47.92%
Natural Gas	14,209	CCF	\$7,415.84	\$0.00	\$7,415.84	0.5219	36.33%
Water	554	CCF	\$2,377.78	\$0.00	\$2,377.78	4.2920	11.65%
Sewer	287	CCF	\$835.94	\$0.00	\$835.94	2.9127	4.10%
Total Cost:			\$20,409.89	\$0.00	\$20,409.89		



Filters: Cost Center Name Not Equal To DoNotReport; Billing Period Equal To 201601All Meter CodesAll Group Names

elpaso

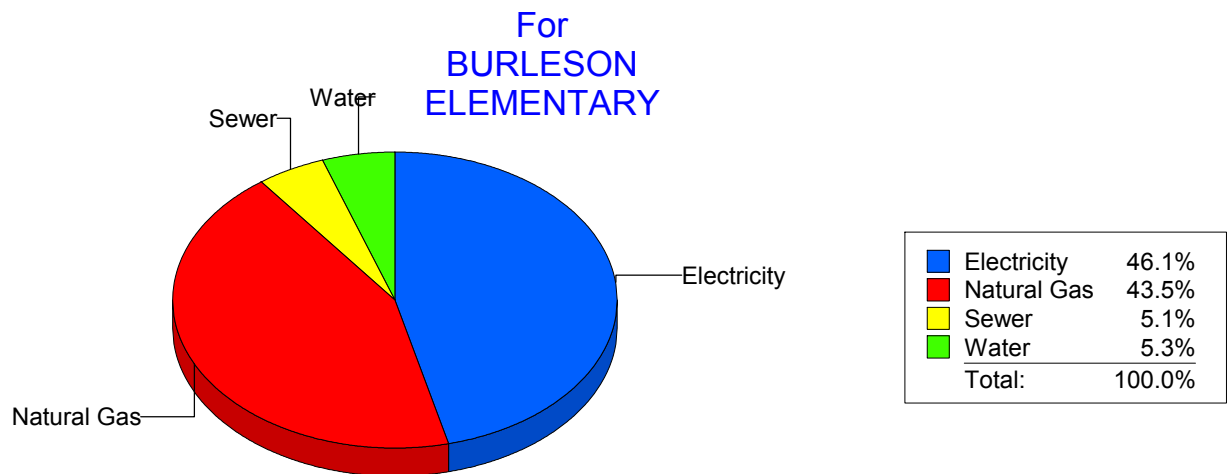
Energy CAP

Cost Avoidance Program

Cost Summary Graph

Grouped by Energy Type

Energy Type	Use	Units	Meter Cost	Special Charges	Total Cost	Avg Unit Cost	% of Total Cost
Site: BURLESON ELEMENTARY - BURLESON ELEMENTARY							
Electricity	20,824	KWH	\$2,199.54	\$0.00	\$2,199.54	0.1056	46.14%
Natural Gas	3,420	CCF	\$2,074.63	\$0.00	\$2,074.63	0.6066	43.52%
Water	69	CCF	\$250.74	\$0.00	\$250.74	3.6339	5.26%
Sewer	69	CCF	\$241.75	\$0.00	\$241.75	3.5036	5.07%
Total Cost:			\$4,766.66	\$0.00	\$4,766.66		



Filters: Cost Center Name Not Equal To DoNotReport; Billing Period Equal To 201601All Meter CodesAll Group Names

elpaso

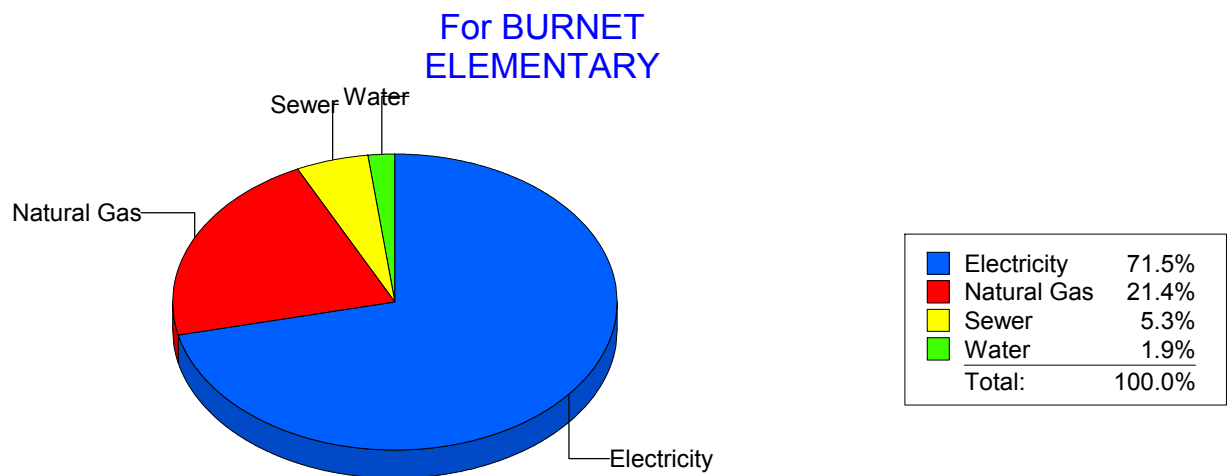
Energy CAP

Cost Avoidance Program

Cost Summary Graph

Grouped by Energy Type

Energy Type	Use	Units	Meter Cost	Special Charges	Total Cost	Avg Unit Cost	% of Total Cost
Site: BURNET ELEMENTARY - BURNET ELEMENTARY							
Electricity	25,874	KWH	\$2,831.13	\$0.00	\$2,831.13	0.1094	71.46%
Natural Gas	1,219	CCF	\$847.04	\$0.00	\$847.04	0.6949	21.38%
Water	1	CCF	\$74.84	\$0.00	\$74.84	74.8400	1.89%
Sewer	47	CCF	\$208.97	\$0.00	\$208.97	4.4462	5.27%
Total Cost:			\$3,961.98	\$0.00	\$3,961.98		



Filters: Cost Center Name Not Equal To DoNotReport; Billing Period Equal To 201601All Meter CodesAll Group Names

elpaso

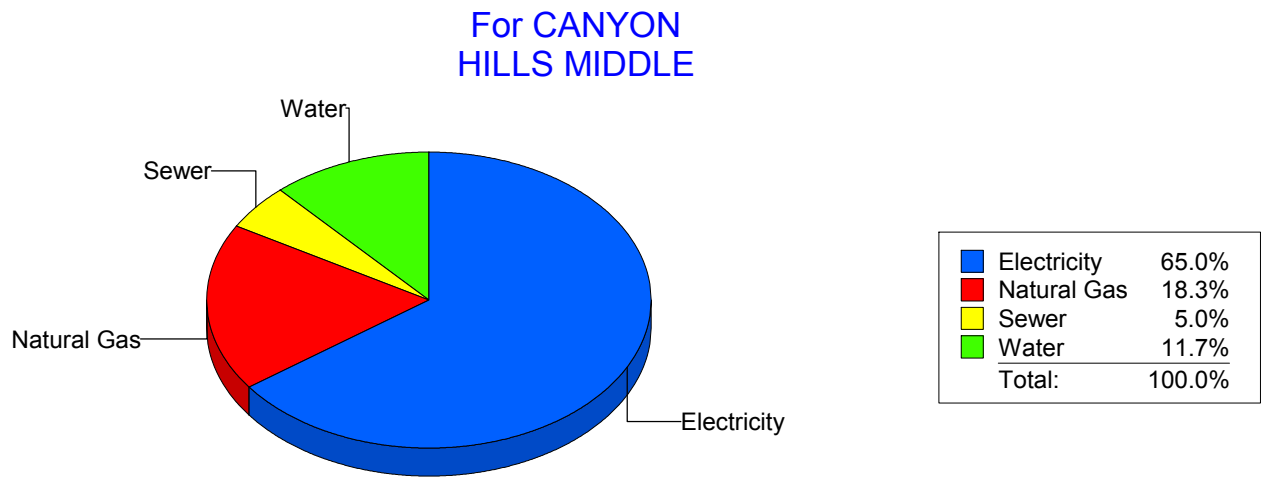
Energy CAP

Cost Avoidance Program

Cost Summary Graph

Grouped by Energy Type

Energy Type	Use	Units	Meter Cost	Special Charges	Total Cost	Avg Unit Cost	% of Total Cost
Site: CANYON HILLS MIDDLE - CANYON HILLS MIDDLE							
Electricity	54,690	KWH	\$10,220.54	\$0.00	\$10,220.54	0.1869	65.01%
Natural Gas	5,256	CCF	\$2,878.63	\$0.00	\$2,878.63	0.5477	18.31%
Water	525	CCF	\$1,844.54	\$0.00	\$1,844.54	3.5134	11.73%
Sewer	190	CCF	\$778.24	\$0.00	\$778.24	4.0960	4.95%
Total Cost:			\$15,721.95	\$0.00	\$15,721.95		



Filters: Cost Center Name Not Equal To DoNotReport; Billing Period Equal To 201601All Meter CodesAll Group Names

elpaso

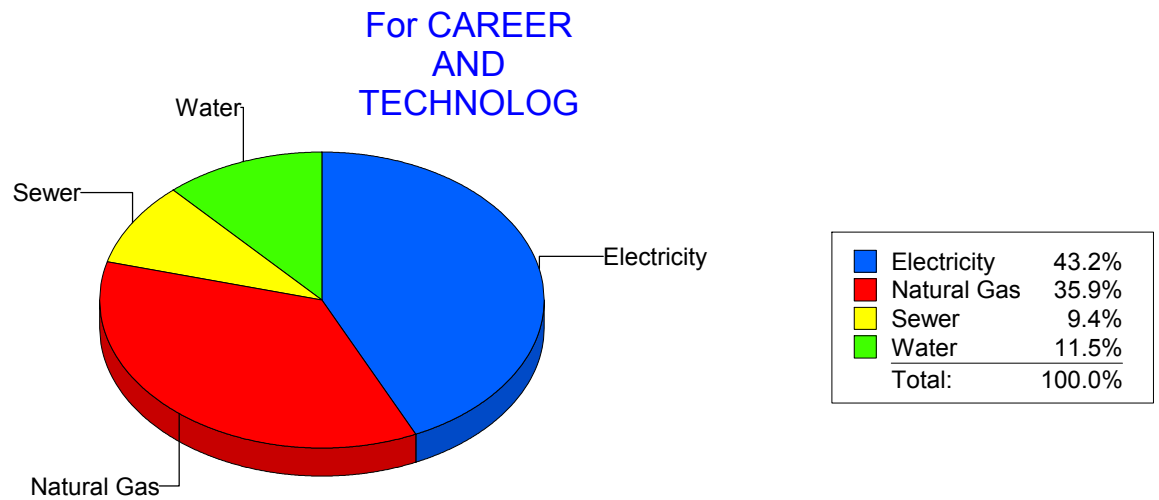
Energy CAP

Cost Avoidance Program

Cost Summary Graph

Grouped by Energy Type

Energy Type	Use	Units	Meter Cost	Special Charges	Total Cost	Avg Unit Cost	% of Total Cost
Site: CAREER AND TECHNOLOG - CAREER AND TECHNOLOG							
Electricity	57,700	KWH	\$3,437.01	\$0.00	\$3,437.01	0.0596	43.18%
Natural Gas	5,473	CCF	\$2,854.75	\$0.00	\$2,854.75	0.5216	35.86%
Water	237	CCF	\$919.17	\$0.00	\$919.17	3.8784	11.55%
Sewer	356	CCF	\$748.97	\$0.00	\$748.97	2.1038	9.41%
Total Cost:			\$7,959.90	\$0.00	\$7,959.90		



Filters: Cost Center Name Not Equal To DoNotReport; Billing Period Equal To 201601All Meter CodesAll Group Names

elpaso

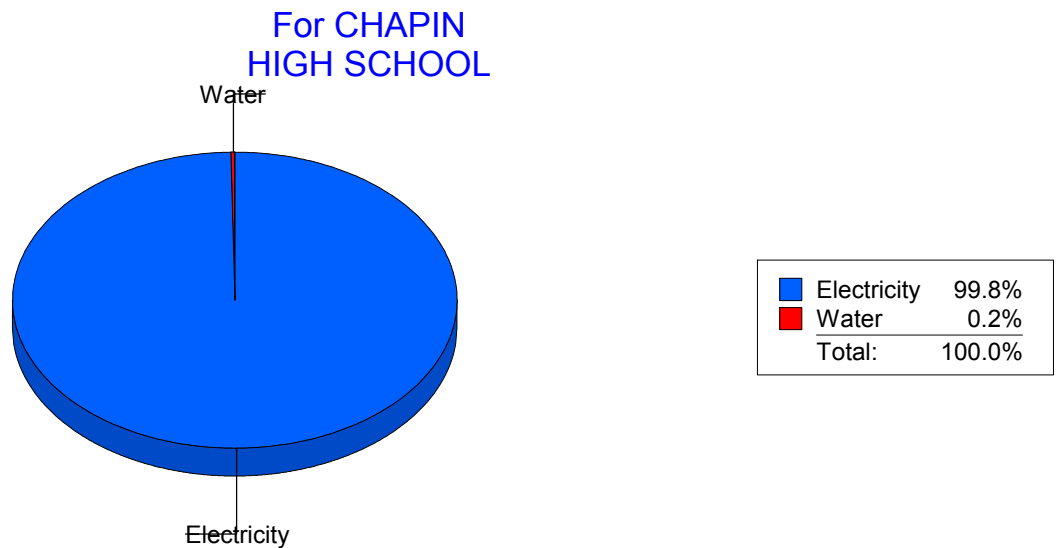
Energy CAP

Cost Avoidance Program

Cost Summary Graph

Grouped by Energy Type

Energy Type	Use	Units	Meter Cost	Special Charges	Total Cost	Avg Unit Cost	% of Total Cost
Site: CHAPIN HIGH SCHOOL - CHAPIN HIGH SCHOOL							
Electricity	281,400	KWH	\$21,997.20	\$0.00	\$21,997.20	0.0782	99.77%
Water	0	CCF	\$50.98	\$0.00	\$50.98	0.0000	0.23%
Total Cost:			\$22,048.18	\$0.00	\$22,048.18		



Filters: Cost Center Name Not Equal To DoNotReport; Billing Period Equal To 201601All Meter CodesAll Group Names

elpaso

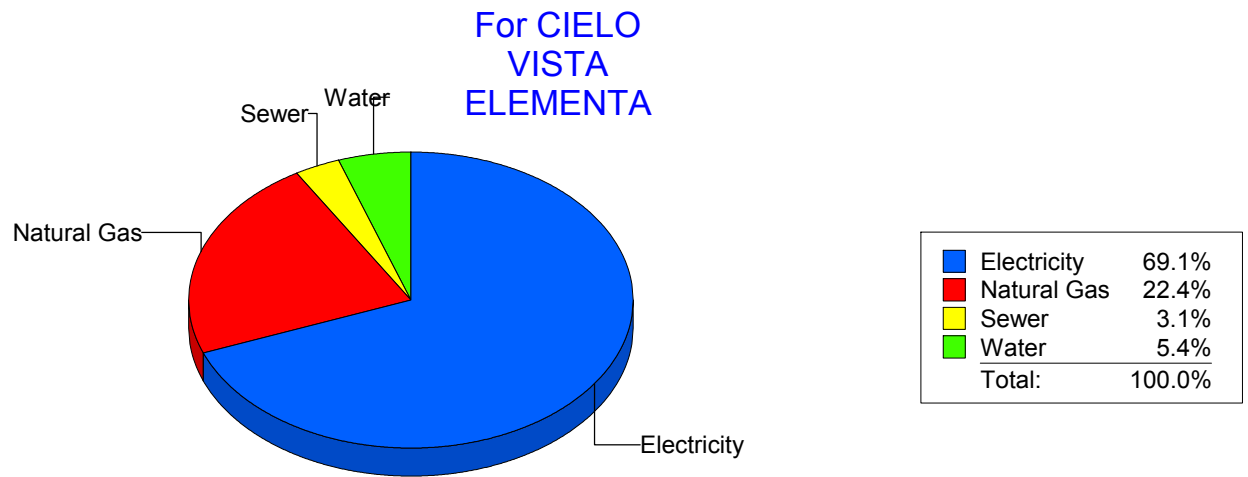
Energy CAP

Cost Avoidance Program

Cost Summary Graph

Grouped by Energy Type

Energy Type	Use	Units	Meter Cost	Special Charges	Total Cost	Avg Unit Cost	% of Total Cost
Site: CIELO VISTA ELEMENTA - CIELO VISTA ELEMENTA							
Electricity	40,100	KWH	\$5,073.20	\$0.00	\$5,073.20	0.1265	69.15%
Natural Gas	2,795	CCF	\$1,640.59	\$0.00	\$1,640.59	0.5870	22.36%
Water	99	CCF	\$396.62	\$0.00	\$396.62	4.0063	5.41%
Sewer	44	CCF	\$226.30	\$0.00	\$226.30	5.1432	3.08%
Total Cost:			\$7,336.71	\$0.00	\$7,336.71		



Filters: Cost Center Name Not Equal To DoNotReport; Billing Period Equal To 201601All Meter CodesAll Group Names

elpaso

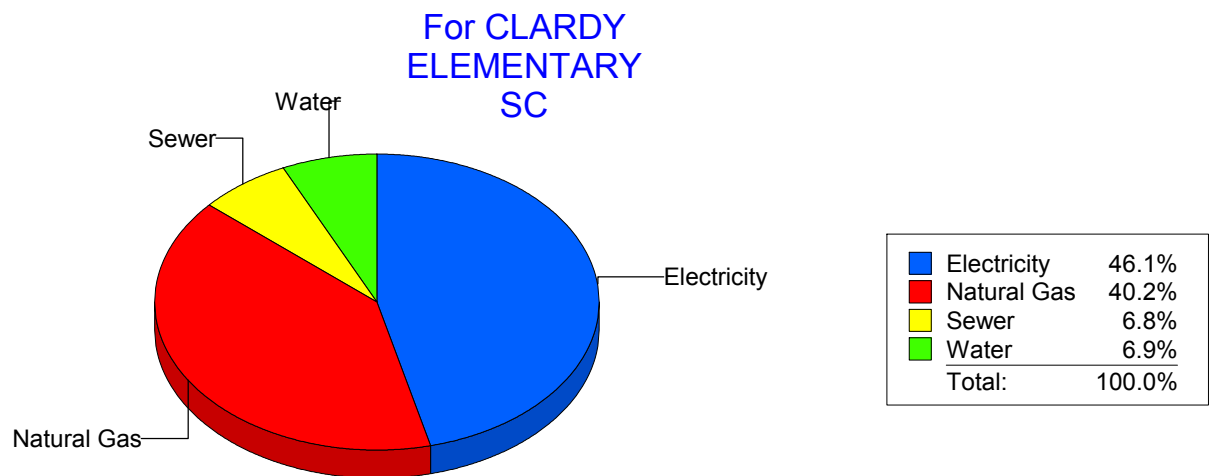
Energy CAP

Cost Avoidance Program

Cost Summary Graph

Grouped by Energy Type

Energy Type	Use	Units	Meter Cost	Special Charges	Total Cost	Avg Unit Cost	% of Total Cost
Site: CLARDY ELEMENTARY SC - CLARDY ELEMENTARY SC							
Electricity	24,796	KWH	\$3,066.54	\$0.00	\$3,066.54	0.1237	46.06%
Natural Gas	4,871	CCF	\$2,677.11	\$0.00	\$2,677.11	0.5496	40.21%
Water	144	CCF	\$461.30	\$0.00	\$461.30	3.2035	6.93%
Sewer	149	CCF	\$452.22	\$0.00	\$452.22	3.0350	6.79%
Total Cost:			\$6,657.17	\$0.00	\$6,657.17		



Filters: Cost Center Name Not Equal To DoNotReport; Billing Period Equal To 201601All Meter CodesAll Group Names

elpaso

Energy CAP

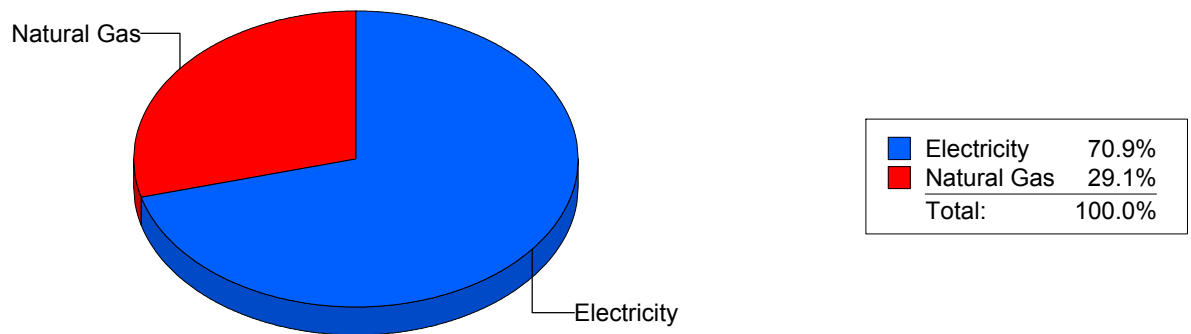
Cost Avoidance Program

Cost Summary Graph

Grouped by Energy Type

Energy Type	Use	Units	Meter Cost	Special Charges	Total Cost	Avg Unit Cost	% of Total Cost
Site: CLENDININ - CLENDININ							
Electricity	32,416	KWH	\$3,175.68	\$0.00	\$3,175.68	0.0980	70.91%
Natural Gas	2,349	CCF	\$1,302.88	\$0.00	\$1,302.88	0.5547	29.09%
Total Cost:			\$4,478.56	\$0.00	\$4,478.56		

For CLENDININ



Filters: Cost Center Name Not Equal To DoNotReport; Billing Period Equal To 201601All Meter CodesAll Group Names

elpaso

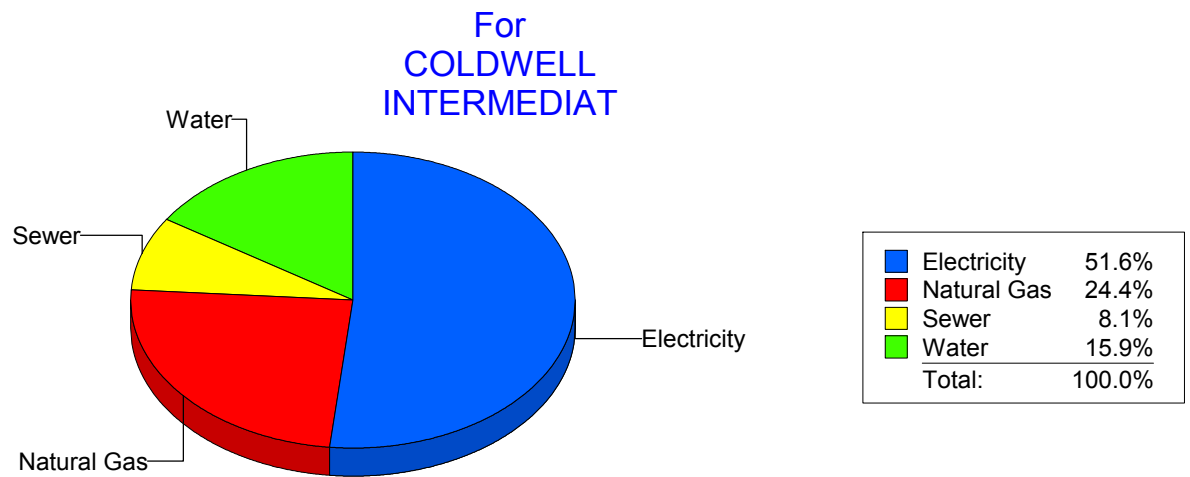
Energy CAP

Cost Avoidance Program

Cost Summary Graph

Grouped by Energy Type

Energy Type	Use	Units	Meter Cost	Special Charges	Total Cost	Avg Unit Cost	% of Total Cost
Site: COLDWELL INTERMEDIAT - COLDWELL INTERMEDIAT							
Electricity	28,785	KWH	\$2,993.05	\$0.00	\$2,993.05	0.1040	51.62%
Natural Gas	2,140	CCF	\$1,416.69	\$0.00	\$1,416.69	0.6620	24.43%
Water	190	CCF	\$920.94	\$0.00	\$920.94	4.8471	15.88%
Sewer	182	CCF	\$467.91	\$0.00	\$467.91	2.5709	8.07%
Total Cost:			\$5,798.59	\$0.00	\$5,798.59		



Filters: Cost Center Name Not Equal To DoNotReport; Billing Period Equal To 201601All Meter CodesAll Group Names

elpaso

Energy CAP

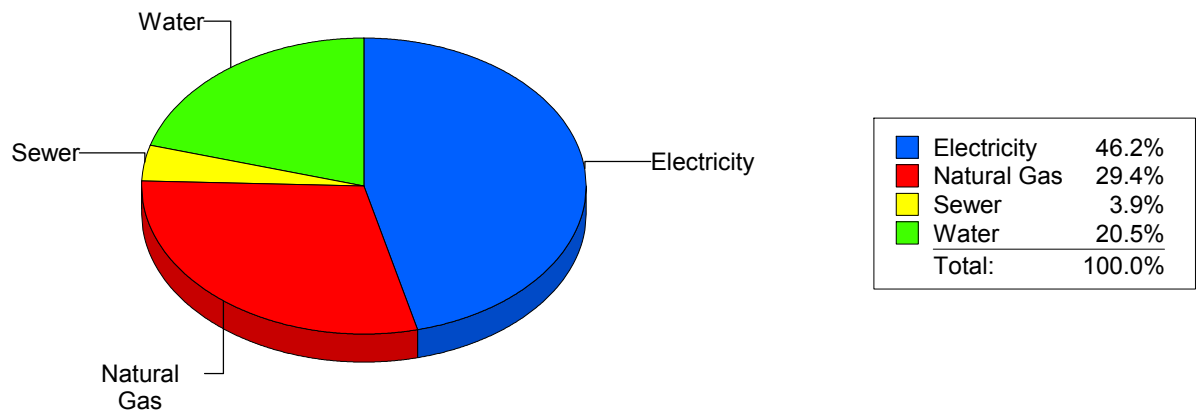
Cost Avoidance Program

Cost Summary Graph

Grouped by Energy Type

Energy Type	Use	Units	Meter Cost	Special Charges	Total Cost	Avg Unit Cost	% of Total Cost
Site: COLLINS ELEMENTARY - COLLINS ELEMENTARY							
Electricity	52,822	KWH	\$5,148.00	\$0.00	\$5,148.00	0.0975	46.20%
Natural Gas	5,864	CCF	\$3,280.20	\$0.00	\$3,280.20	0.5594	29.44%
Water	507	CCF	\$2,279.87	\$0.00	\$2,279.87	4.4968	20.46%
Sewer	184	CCF	\$434.90	\$0.00	\$434.90	2.3636	3.90%
Total Cost:			\$11,142.97	\$0.00	\$11,142.97		

For COLLINS
ELEMENTARY



Filters: Cost Center Name Not Equal To DoNotReport; Billing Period Equal To 201601All Meter CodesAll Group Names

elpaso

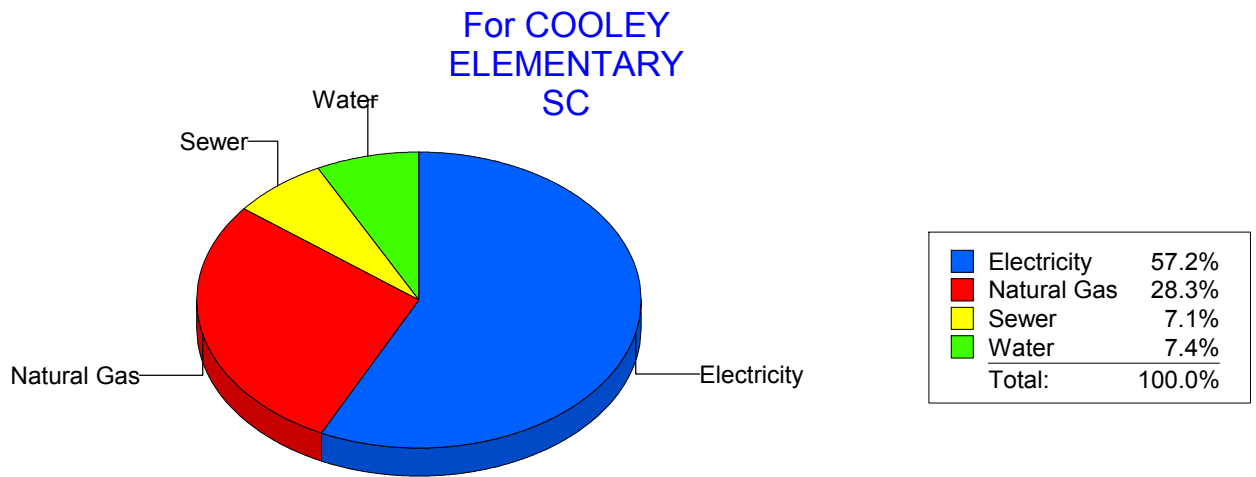
Energy CAP

Cost Avoidance Program

Cost Summary Graph

Grouped by Energy Type

Energy Type	Use	Units	Meter Cost	Special Charges	Total Cost	Avg Unit Cost	% of Total Cost
Site: COOLEY ELEMENTARY SC - COOLEY ELEMENTARY SC							
Electricity	57,000	KWH	\$5,209.37	\$0.00	\$5,209.37	0.0914	57.17%
Natural Gas	4,665	CCF	\$2,580.08	\$0.00	\$2,580.08	0.5531	28.31%
Water	151	CCF	\$675.71	\$0.00	\$675.71	4.4749	7.42%
Sewer	157	CCF	\$647.46	\$0.00	\$647.46	4.1239	7.11%
Total Cost:			\$9,112.62	\$0.00	\$9,112.62		



Filters: Cost Center Name Not Equal To DoNotReport; Billing Period Equal To 201601All Meter CodesAll Group Names

elpaso

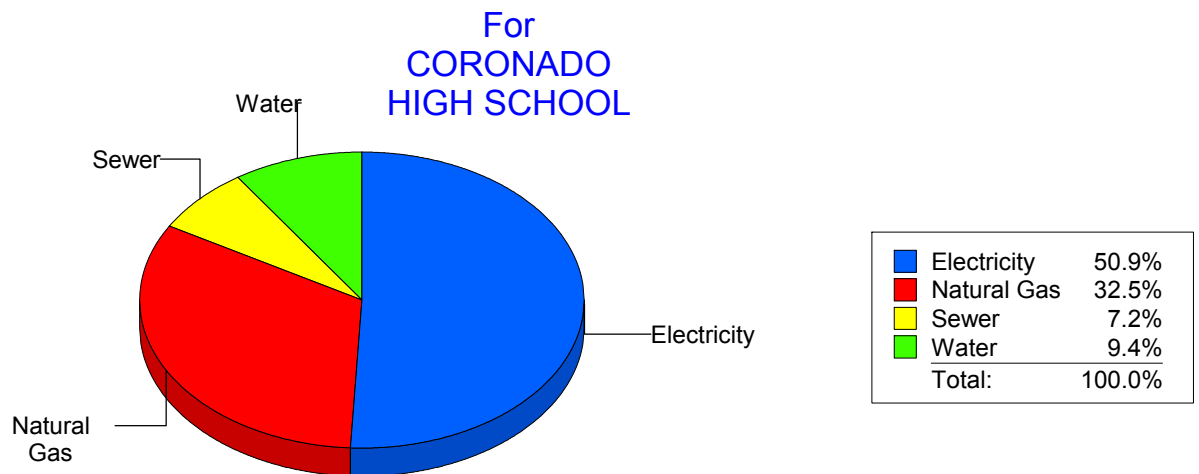
Energy CAP

Cost Avoidance Program

Cost Summary Graph

Grouped by Energy Type

Energy Type	Use	Units	Meter Cost	Special Charges	Total Cost	Avg Unit Cost	% of Total Cost
Site: CORONADO HIGH SCHOOL - CORONADO HIGH SCHOOL							
Electricity	184,401	KWH	\$16,721.36	\$0.00	\$16,721.36	0.0907	50.92%
Natural Gas	21,029	CCF	\$10,662.96	\$0.00	\$10,662.96	0.5071	32.47%
Water	1,834	CCF	\$3,088.38	\$0.00	\$3,088.38	1.6840	9.40%
Sewer	1,352	CCF	\$2,366.92	\$0.00	\$2,366.92	1.7507	7.21%
Total Cost:			\$32,839.62	\$0.00	\$32,839.62		



Filters: Cost Center Name Not Equal To DoNotReport; Billing Period Equal To 201601All Meter CodesAll Group Names

elpaso

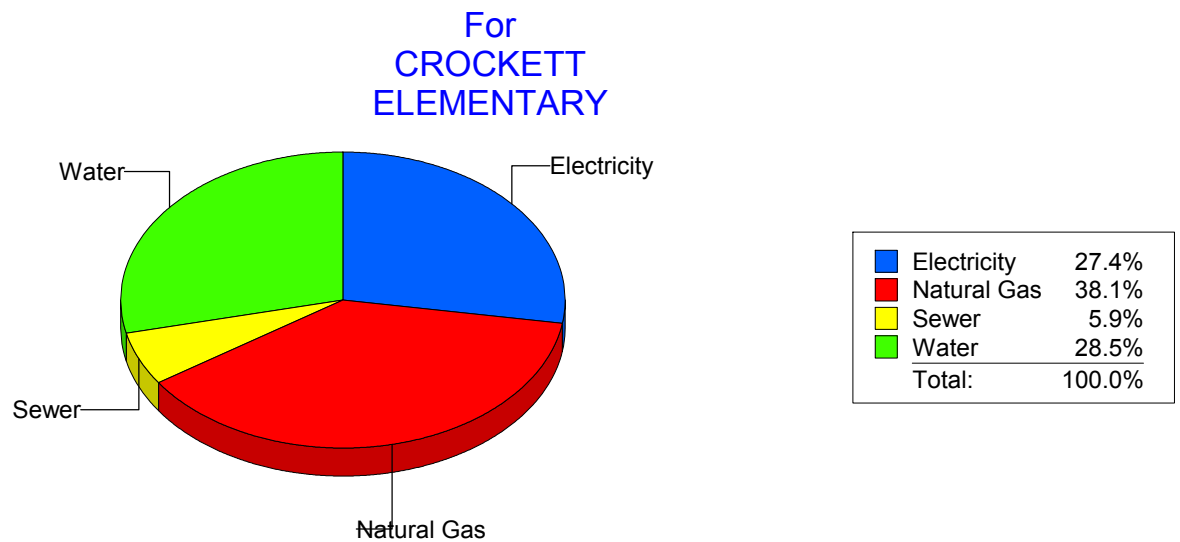
Energy CAP

Cost Avoidance Program

Cost Summary Graph

Grouped by Energy Type

Energy Type	Use	Units	Meter Cost	Special Charges	Total Cost	Avg Unit Cost	% of Total Cost
Site: CROCKETT - CROCKETT ELEMENTARY							
Electricity	26,687	KWH	\$1,227.20	\$0.00	\$1,227.20	0.0460	27.41%
Natural Gas	3,152	CCF	\$1,706.99	\$0.00	\$1,706.99	0.5416	38.13%
Water	268	CCF	\$1,277.27	\$0.00	\$1,277.27	4.7659	28.53%
Sewer	85	CCF	\$265.59	\$0.00	\$265.59	3.1246	5.93%
Total Cost:			\$4,477.05	\$0.00	\$4,477.05		



Filters: Cost Center Name Not Equal To DoNotReport; Billing Period Equal To 201601All Meter CodesAll Group Names

elpaso

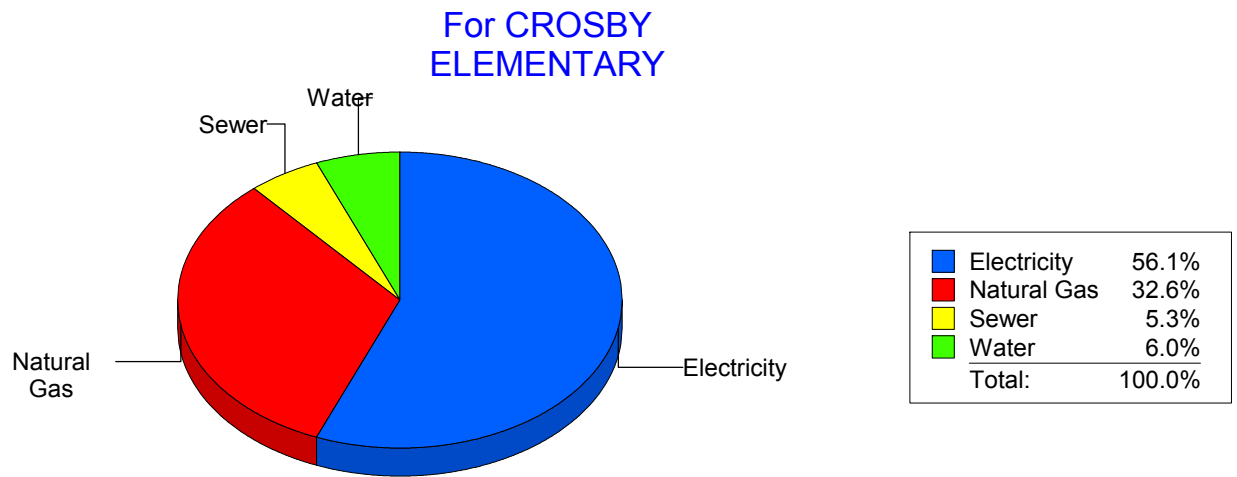
Energy CAP

Cost Avoidance Program

Cost Summary Graph

Grouped by Energy Type

Energy Type	Use	Units	Meter Cost	Special Charges	Total Cost	Avg Unit Cost	% of Total Cost
Site: CROSBY ELEMENTARY - CROSBY ELEMENTARY							
Electricity	27,396	KWH	\$2,747.07	\$0.00	\$2,747.07	0.1003	56.09%
Natural Gas	2,708	CCF	\$1,596.95	\$0.00	\$1,596.95	0.5897	32.61%
Water	88	CCF	\$294.16	\$0.00	\$294.16	3.3427	6.01%
Sewer	81	CCF	\$259.63	\$0.00	\$259.63	3.2053	5.30%
Total Cost:			\$4,897.81	\$0.00	\$4,897.81		



Filters: Cost Center Name Not Equal To DoNotReport; Billing Period Equal To 201601All Meter CodesAll Group Names

elpaso

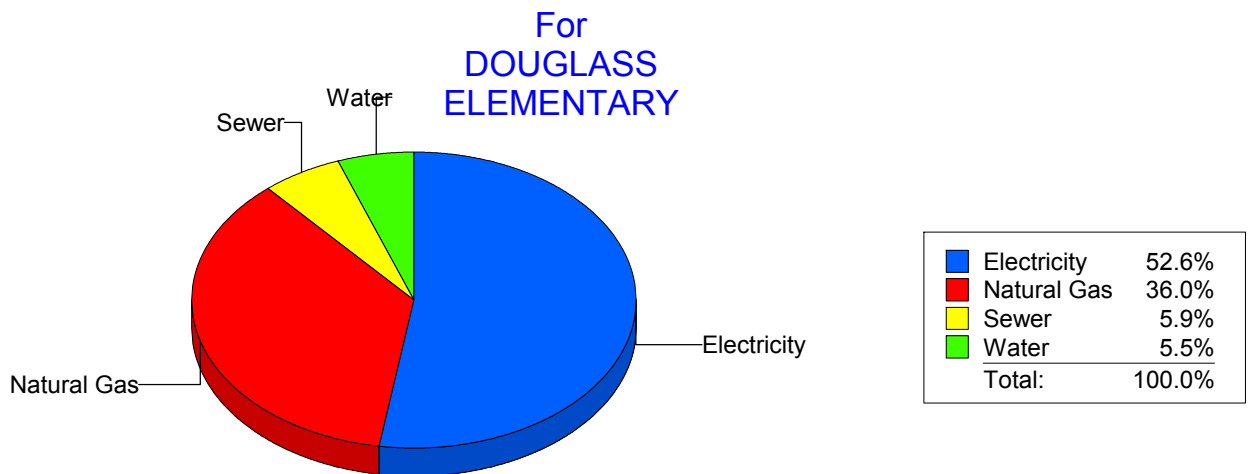
Energy CAP

Cost Avoidance Program

Cost Summary Graph

Grouped by Energy Type

Energy Type	Use	Units	Meter Cost	Special Charges	Total Cost	Avg Unit Cost	% of Total Cost
Site: DOUGLASS ELEMENTARY - DOUGLASS ELEMENTARY							
Electricity	28,681	KWH	\$2,867.08	\$0.00	\$2,867.08	0.1000	52.58%
Natural Gas	3,669	CCF	\$1,962.64	\$0.00	\$1,962.64	0.5349	36.00%
Water	74	CCF	\$298.56	\$0.00	\$298.56	4.0346	5.48%
Sewer	83	CCF	\$324.19	\$0.00	\$324.19	3.9059	5.95%
Total Cost:			\$5,452.47	\$0.00	\$5,452.47		



Filters: Cost Center Name Not Equal To DoNotReport; Billing Period Equal To 201601All Meter CodesAll Group Names

elpaso

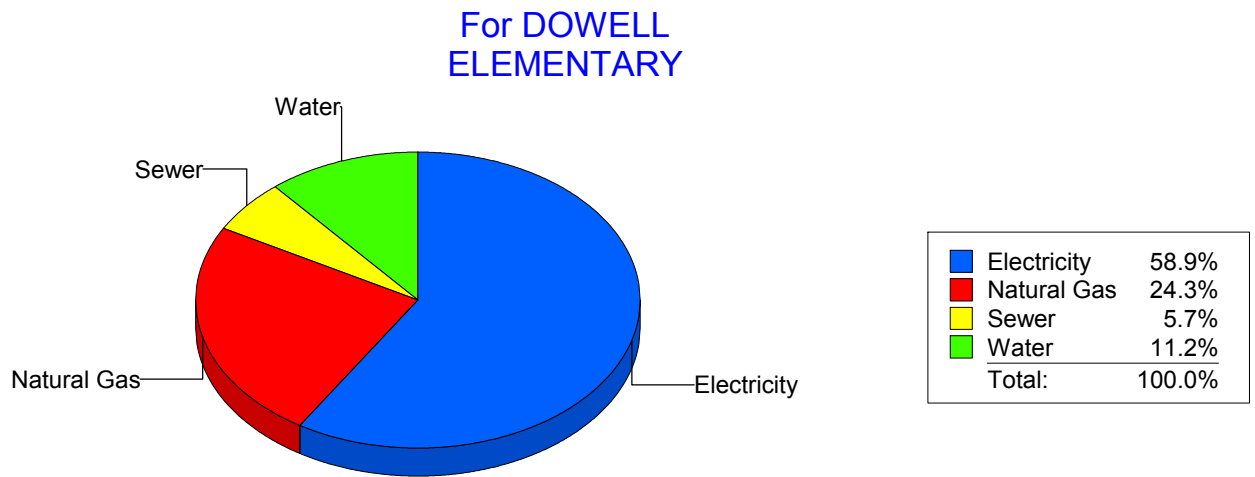
Energy CAP

Cost Avoidance Program

Cost Summary Graph

Grouped by Energy Type

Energy Type	Use	Units	Meter Cost	Special Charges	Total Cost	Avg Unit Cost	% of Total Cost
Site: DOWELL ELEMENTARY - DOWELL ELEMENTARY							
Electricity	18,696	KWH	\$2,006.59	\$0.00	\$2,006.59	0.1073	58.86%
Natural Gas	1,409	CCF	\$827.94	\$0.00	\$827.94	0.5876	24.29%
Water	136	CCF	\$380.89	\$0.00	\$380.89	2.8007	11.17%
Sewer	91	CCF	\$193.38	\$0.00	\$193.38	2.1251	5.67%
Total Cost:			\$3,408.80	\$0.00	\$3,408.80		



Filters: Cost Center Name Not Equal To DoNotReport; Billing Period Equal To 201601All Meter CodesAll Group Names

elpaso

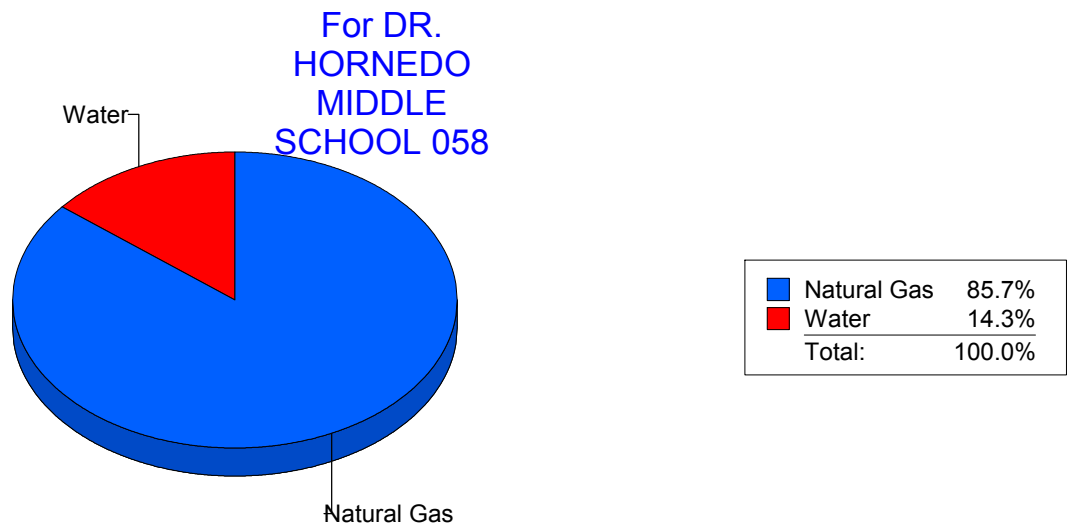
Energy CAP

Cost Avoidance Program

Cost Summary Graph

Grouped by Energy Type

Energy Type	Use	Units	Meter Cost	Special Charges	Total Cost	Avg Unit Cost	% of Total Cost
Site: DRHORNEDOMIDDLESCHOOL - DR. HORNEDO MIDDLE SCHOOL 058							
Natural Gas	9,906	CCF	\$5,046.90	\$0.00	\$5,046.90	0.5095	85.72%
Water	219	CCF	\$840.64	\$0.00	\$840.64	3.8385	14.28%
Total Cost:			\$5,887.54	\$0.00	\$5,887.54		



Filters: Cost Center Name Not Equal To DoNotReport; Billing Period Equal To 201601All Meter CodesAll Group Names

elpaso

Energy CAP

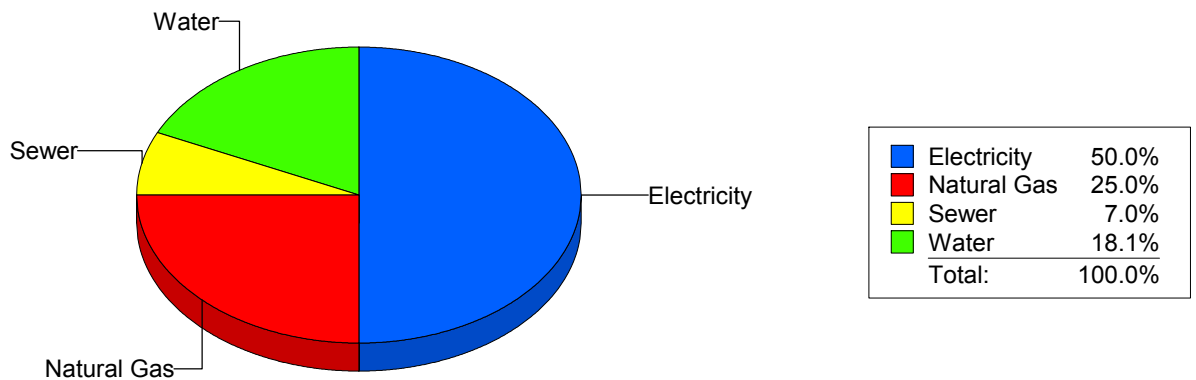
Cost Avoidance Program

Cost Summary Graph

Grouped by Energy Type

Energy Type	Use	Units	Meter Cost	Special Charges	Total Cost	Avg Unit Cost	% of Total Cost
Site: DR. L.A. NIXON ELEME - DR. L.A. NIXON ELEME							
Electricity	38,400	KWH	\$3,529.56	\$0.00	\$3,529.56	0.0919	49.98%
Natural Gas	3,045	CCF	\$1,764.83	\$0.00	\$1,764.83	0.5796	24.99%
Water	380	CCF	\$1,275.09	\$0.00	\$1,275.09	3.3555	18.06%
Sewer	137	CCF	\$492.13	\$0.00	\$492.13	3.5922	6.97%
Total Cost:			\$7,061.61	\$0.00	\$7,061.61		

For DR. L.A.
NIXON ELEME



Filters: Cost Center Name Not Equal To DoNotReport; Billing Period Equal To 201601All Meter CodesAll Group Names

elpaso

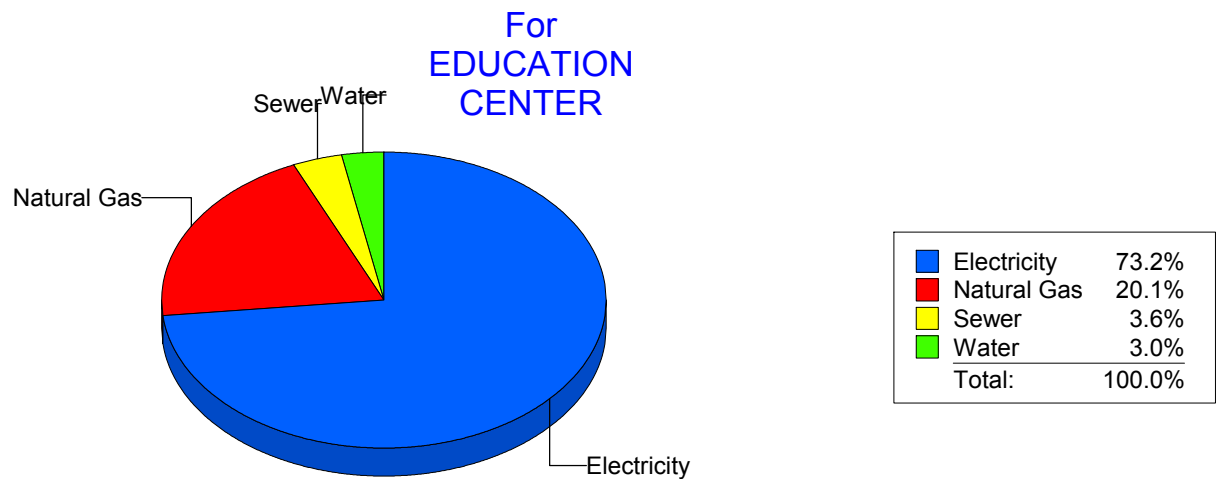
Energy CAP

Cost Avoidance Program

Cost Summary Graph

Grouped by Energy Type

Energy Type	Use	Units	Meter Cost	Special Charges	Total Cost	Avg Unit Cost	% of Total Cost
Site: EDUCATION CENTER - EDUCATION CENTER							
Electricity	223,167	KWH	\$18,456.83	\$0.00	\$18,456.83	0.0827	73.24%
Natural Gas	9,942	CCF	\$5,064.70	\$0.00	\$5,064.70	0.5094	20.10%
Water	209	CCF	\$765.18	\$0.00	\$765.18	3.6611	3.04%
Sewer	373	CCF	\$913.24	\$0.00	\$913.24	2.4484	3.62%
Total Cost:			\$25,199.95	\$0.00	\$25,199.95		



Filters: Cost Center Name Not Equal To DoNotReport; Billing Period Equal To 201601All Meter CodesAll Group Names

elpaso

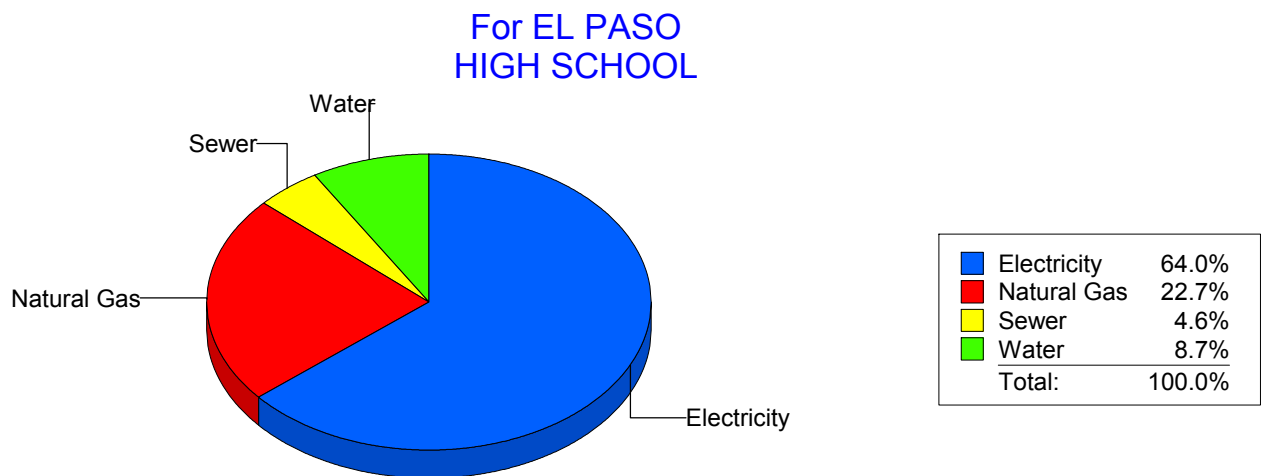
Energy CAP

Cost Avoidance Program

Cost Summary Graph

Grouped by Energy Type

Energy Type	Use	Units	Meter Cost	Special Charges	Total Cost	Avg Unit Cost	% of Total Cost
Site: EL PASO HIGH SCHOOL - EL PASO HIGH SCHOOL							
Electricity	117,163	KWH	\$14,243.93	\$0.00	\$14,243.93	0.1216	63.99%
Natural Gas	8,669	CCF	\$5,045.66	\$0.00	\$5,045.66	0.5820	22.67%
Water	535	CCF	\$1,936.46	\$0.00	\$1,936.46	3.6196	8.70%
Sewer	355	CCF	\$1,035.04	\$0.00	\$1,035.04	2.9156	4.65%
Total Cost:			\$22,261.09	\$0.00	\$22,261.09		



Filters: Cost Center Name Not Equal To DoNotReport; Billing Period Equal To 201601All Meter CodesAll Group Names

elpaso

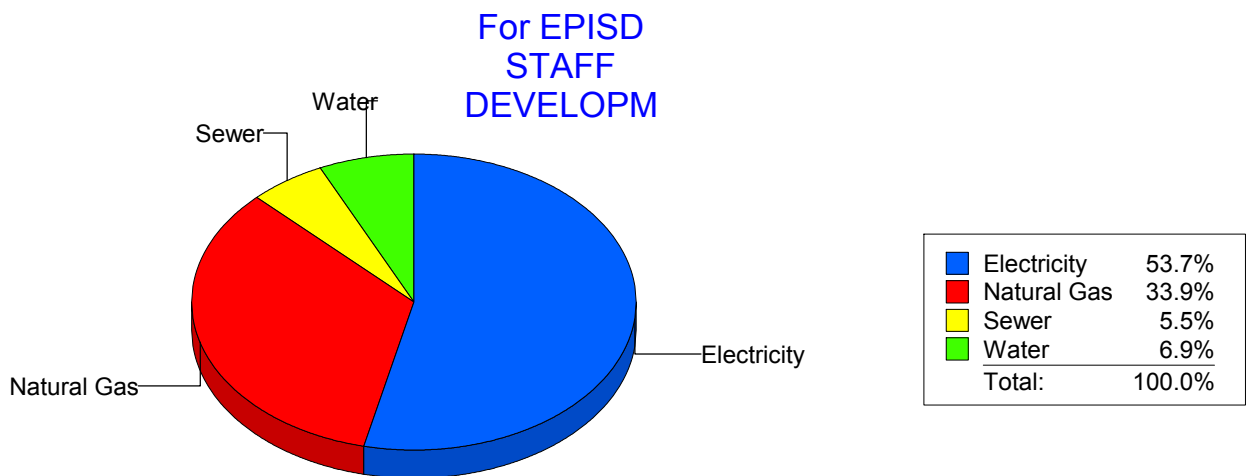
Energy CAP

Cost Avoidance Program

Cost Summary Graph

Grouped by Energy Type

Energy Type	Use	Units	Meter Cost	Special Charges	Total Cost	Avg Unit Cost	% of Total Cost
Site: EPISD STAFF DEVELOPM - EPISD STAFF DEVELOPM							
Electricity	7,920	KWH	\$777.56	\$0.00	\$777.56	0.0982	53.69%
Natural Gas	741	CCF	\$490.43	\$0.00	\$490.43	0.6618	33.86%
Water	15	CCF	\$100.12	\$0.00	\$100.12	6.6747	6.91%
Sewer	15	CCF	\$80.14	\$0.00	\$80.14	5.3427	5.53%
Total Cost:			\$1,448.25	\$0.00	\$1,448.25		



Filters: Cost Center Name Not Equal To DoNotReport; Billing Period Equal To 201601All Meter CodesAll Group Names

elpaso

Energy CAP

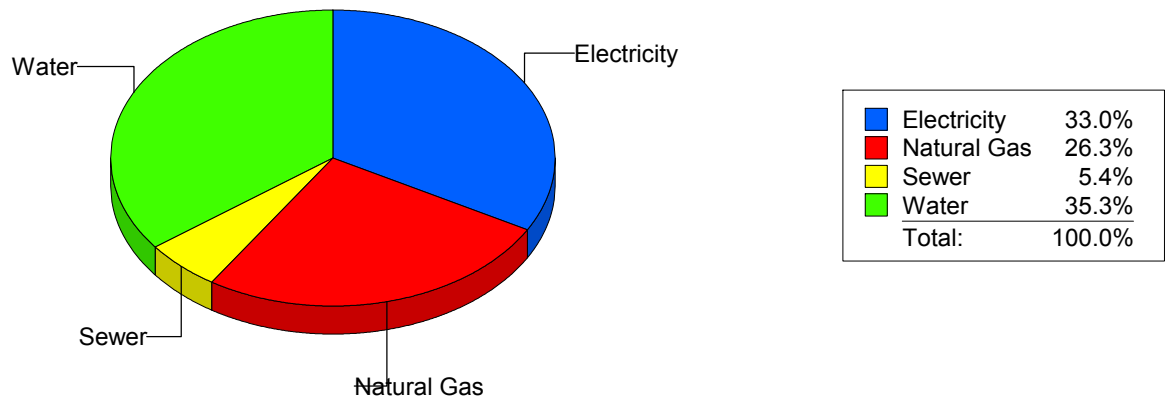
Cost Avoidance Program

Cost Summary Graph

Grouped by Energy Type

Energy Type	Use	Units	Meter Cost	Special Charges	Total Cost	Avg Unit Cost	% of Total Cost
Site: FANNIN ELEMENTARY - FANNIN ELEMENTARY							
Electricity	23,191	KWH	\$2,384.93	\$0.00	\$2,384.93	0.1028	32.95%
Natural Gas	3,076	CCF	\$1,903.56	\$0.00	\$1,903.56	0.6188	26.30%
Water	568	CCF	\$2,558.05	\$0.00	\$2,558.05	4.5036	35.34%
Sewer	108	CCF	\$391.13	\$0.00	\$391.13	3.6216	5.40%
Total Cost:			\$7,237.67	\$0.00	\$7,237.67		

For FANNIN
ELEMENTARY



Filters: Cost Center Name Not Equal To DoNotReport; Billing Period Equal To 201601All Meter CodesAll Group Names

elpaso

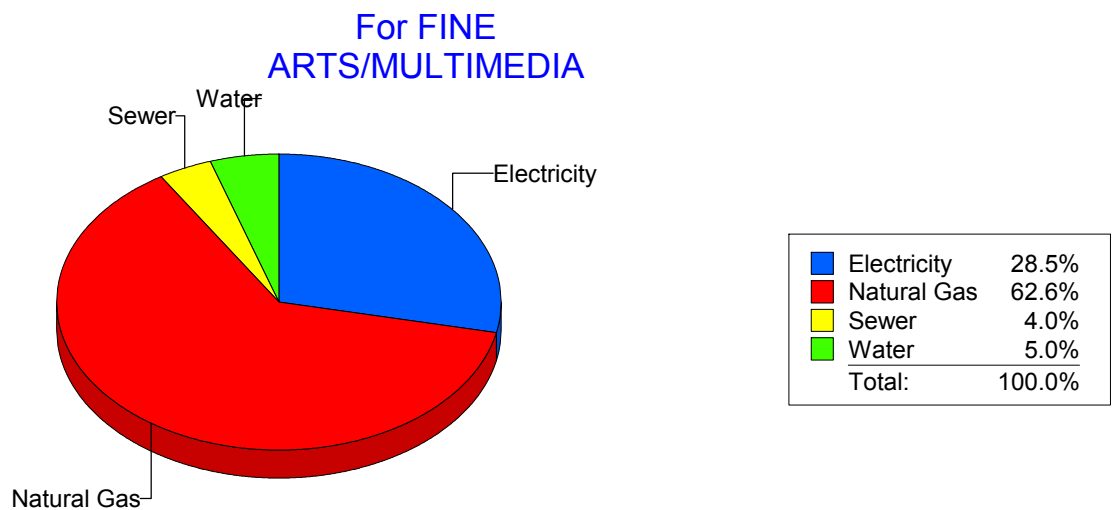
Energy CAP

Cost Avoidance Program

Cost Summary Graph

Grouped by Energy Type

Energy Type	Use	Units	Meter Cost	Special Charges	Total Cost	Avg Unit Cost	% of Total Cost
Site: FINE ARTS/MULTIMEDIA - FINE ARTS/MULTIMEDIA							
Electricity	12,746	KWH	\$1,218.03	\$0.00	\$1,218.03	0.0956	28.46%
Natural Gas	5,116	CCF	\$2,678.20	\$0.00	\$2,678.20	0.5235	62.58%
Water	84	CCF	\$214.28	\$0.00	\$214.28	2.5510	5.01%
Sewer	67	CCF	\$169.30	\$0.00	\$169.30	2.5269	3.96%
Total Cost:			\$4,279.81	\$0.00	\$4,279.81		



Filters: Cost Center Name Not Equal To DoNotReport; Billing Period Equal To 201601All Meter CodesAll Group Names

elpaso

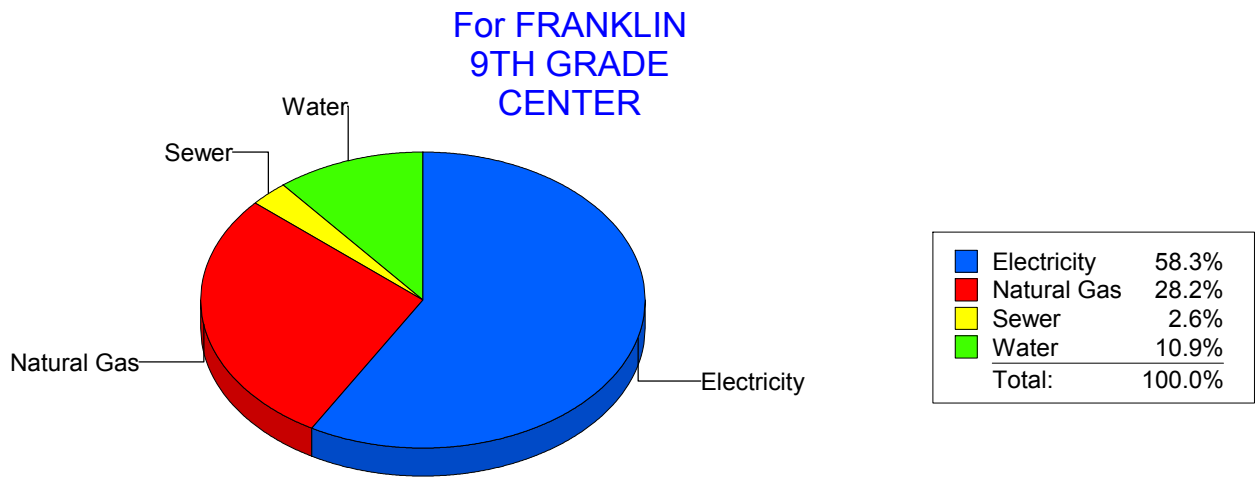
Energy CAP

Cost Avoidance Program

Cost Summary Graph

Grouped by Energy Type

Energy Type	Use	Units	Meter Cost	Special Charges	Total Cost	Avg Unit Cost	% of Total Cost
Site: FRANKLIN9THGRADECENTER - FRANKLIN 9TH GRADE CENTER							
Electricity	84,000	KWH	\$8,566.45	\$0.00	\$8,566.45	0.1020	58.28%
Natural Gas	8,080	CCF	\$4,143.92	\$0.00	\$4,143.92	0.5129	28.19%
Water	1,102	CCF	\$1,608.82	\$0.00	\$1,608.82	1.4599	10.94%
Sewer	89	CCF	\$380.18	\$0.00	\$380.18	4.2717	2.59%
Total Cost:			\$14,699.37	\$0.00	\$14,699.37		



Filters: Cost Center Name Not Equal To DoNotReport; Billing Period Equal To 201601All Meter CodesAll Group Names

elpaso

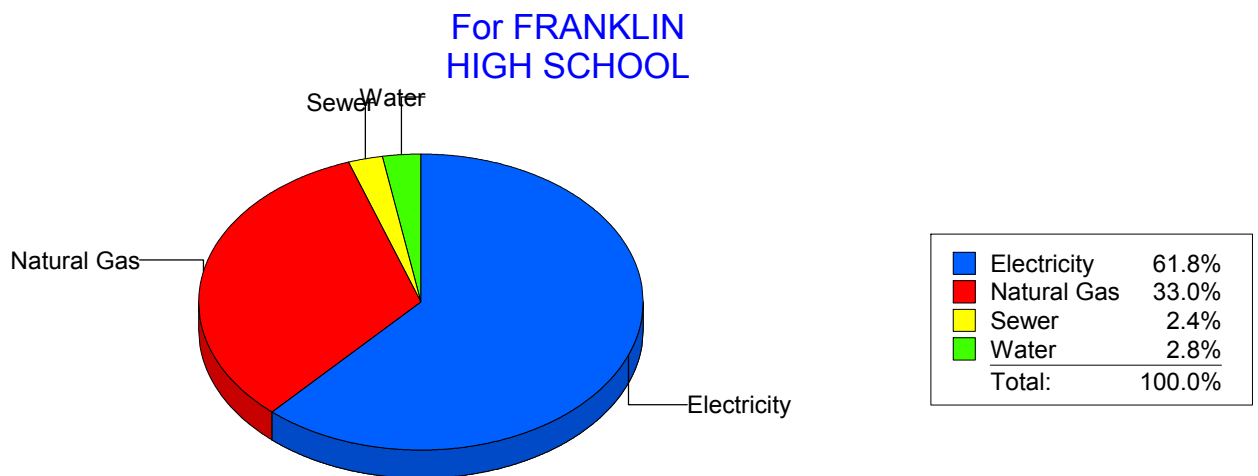
Energy CAP

Cost Avoidance Program

Cost Summary Graph

Grouped by Energy Type

Energy Type	Use	Units	Meter Cost	Special Charges	Total Cost	Avg Unit Cost	% of Total Cost
Site: FRANKLIN HIGH SCHOOL - FRANKLIN HIGH SCHOOL							
Electricity	256,123	KWH	\$20,880.01	\$0.00	\$20,880.01	0.0815	61.79%
Natural Gas	22,024	CCF	\$11,149.22	\$0.00	\$11,149.22	0.5062	32.99%
Water	413	CCF	\$962.30	\$0.00	\$962.30	2.3300	2.85%
Sewer	372	CCF	\$801.85	\$0.00	\$801.85	2.1555	2.37%
Total Cost:			\$33,793.38	\$0.00	\$33,793.38		



Filters: Cost Center Name Not Equal To DoNotReport; Billing Period Equal To 201601All Meter CodesAll Group Names

elpaso

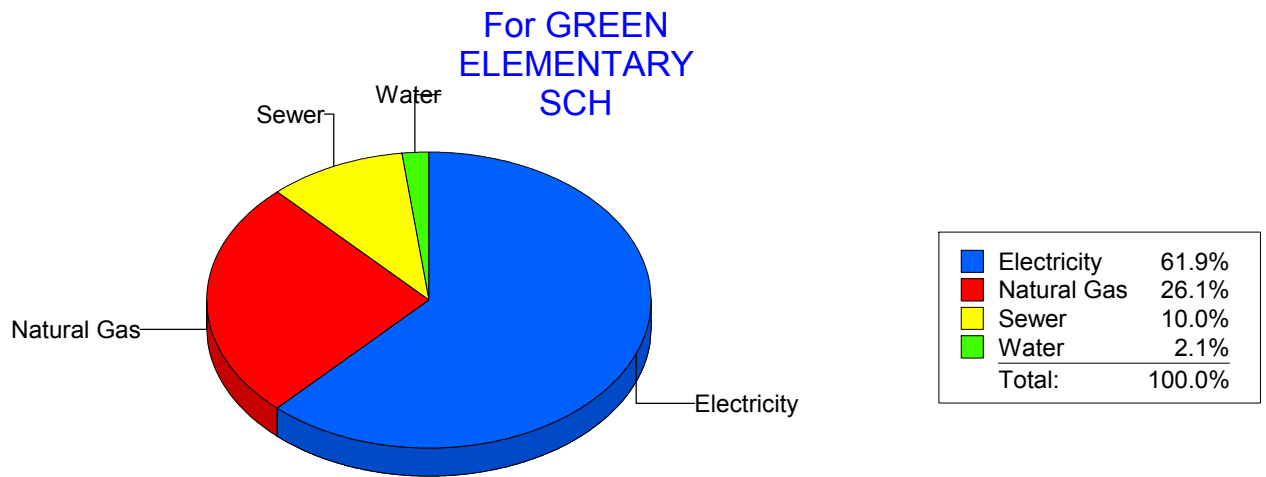
Energy CAP

Cost Avoidance Program

Cost Summary Graph

Grouped by Energy Type

Energy Type	Use	Units	Meter Cost	Special Charges	Total Cost	Avg Unit Cost	% of Total Cost
Site: GREEN ELEMENTARY SCH - GREEN ELEMENTARY SCH							
Electricity	29,400	KWH	\$3,512.35	\$0.00	\$3,512.35	0.1195	61.88%
Natural Gas	2,697	CCF	\$1,478.72	\$0.00	\$1,478.72	0.5483	26.05%
Water	1	CCF	\$117.31	\$0.00	\$117.31	117.3100	2.07%
Sewer	168	CCF	\$567.36	\$0.00	\$567.36	3.3771	10.00%
Total Cost:			\$5,675.74	\$0.00	\$5,675.74		



Filters: Cost Center Name Not Equal To DoNotReport; Billing Period Equal To 201601All Meter CodesAll Group Names

elpaso

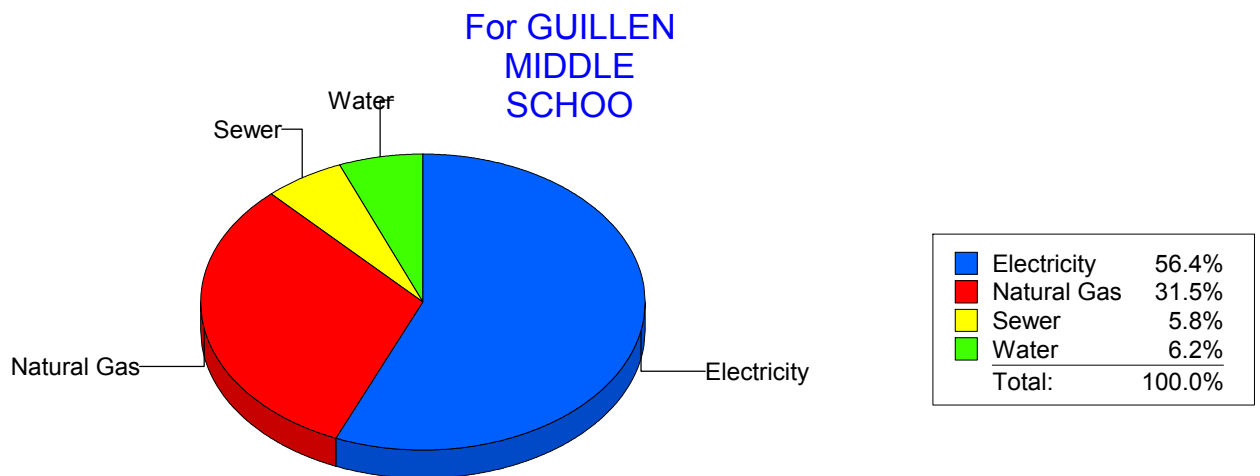
Energy CAP

Cost Avoidance Program

Cost Summary Graph

Grouped by Energy Type

Energy Type	Use	Units	Meter Cost	Special Charges	Total Cost	Avg Unit Cost	% of Total Cost
Site: GUILLEN MIDDLE SCHOO - GUILLEN MIDDLE SCHOO							
Electricity	67,965	KWH	\$6,589.66	\$0.00	\$6,589.66	0.0970	56.42%
Natural Gas	6,845	CCF	\$3,681.50	\$0.00	\$3,681.50	0.5378	31.52%
Water	332	CCF	\$726.19	\$0.00	\$726.19	2.1847	6.22%
Sewer	304	CCF	\$683.17	\$0.00	\$683.17	2.2473	5.85%
Total Cost:			\$11,680.52	\$0.00	\$11,680.52		



Filters: Cost Center Name Not Equal To DoNotReport; Billing Period Equal To 201601All Meter CodesAll Group Names

elpaso

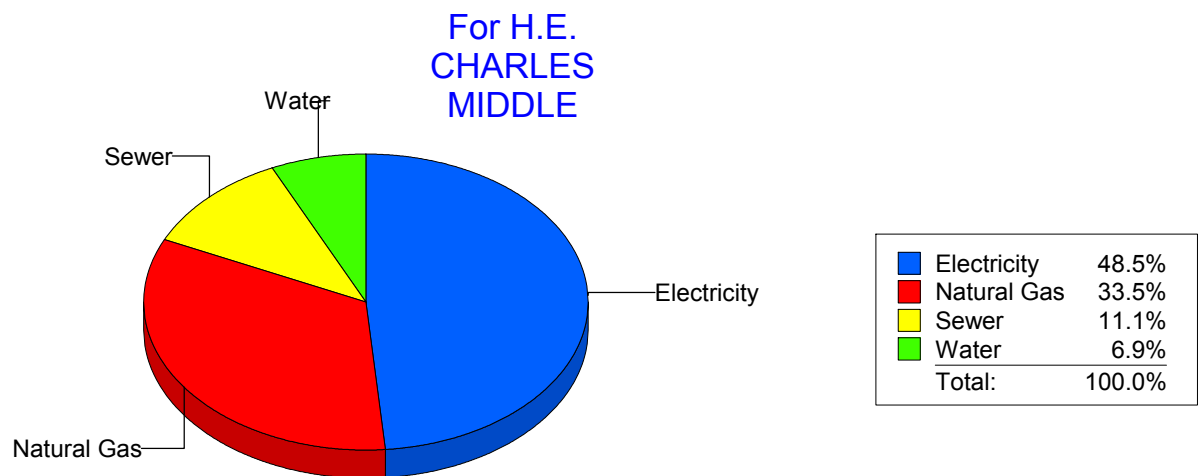
Energy CAP

Cost Avoidance Program

Cost Summary Graph

Grouped by Energy Type

Energy Type	Use	Units	Meter Cost	Special Charges	Total Cost	Avg Unit Cost	% of Total Cost
Site: H.E. CHARLES MIDDLE - H.E. CHARLES MIDDLE							
Electricity	51,658	KWH	\$4,998.52	\$0.00	\$4,998.52	0.0968	48.52%
Natural Gas	6,442	CCF	\$3,448.49	\$0.00	\$3,448.49	0.5353	33.47%
Water	272	CCF	\$708.44	\$0.00	\$708.44	2.6046	6.88%
Sewer	604	CCF	\$1,147.53	\$0.00	\$1,147.53	1.8999	11.14%
Total Cost:			\$10,302.98	\$0.00	\$10,302.98		



Filters: Cost Center Name Not Equal To DoNotReport; Billing Period Equal To 201601All Meter CodesAll Group Names

elpaso

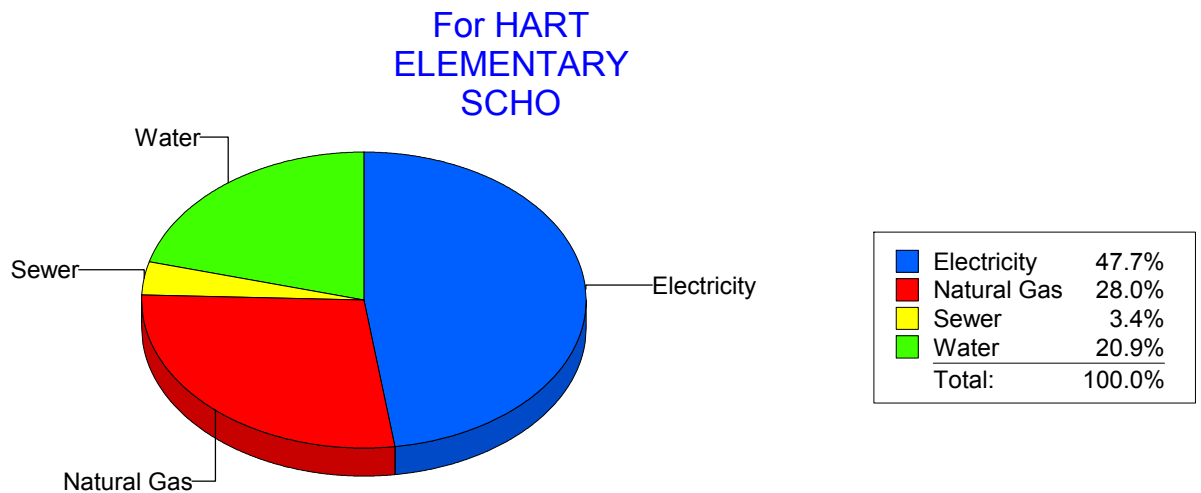
Energy CAP

Cost Avoidance Program

Cost Summary Graph

Grouped by Energy Type

Energy Type	Use	Units	Meter Cost	Special Charges	Total Cost	Avg Unit Cost	% of Total Cost
Site: HART ELEMENTARY SCHO - HART ELEMENTARY SCHO							
Electricity	40,440	KWH	\$3,288.97	\$0.00	\$3,288.97	0.0813	47.68%
Natural Gas	3,600	CCF	\$1,928.31	\$0.00	\$1,928.31	0.5356	27.96%
Water	326	CCF	\$1,443.45	\$0.00	\$1,443.45	4.4278	20.93%
Sewer	51	CCF	\$236.73	\$0.00	\$236.73	4.6418	3.43%
Total Cost:			\$6,897.46	\$0.00	\$6,897.46		



Filters: Cost Center Name Not Equal To DoNotReport; Billing Period Equal To 201601All Meter CodesAll Group Names

elpaso

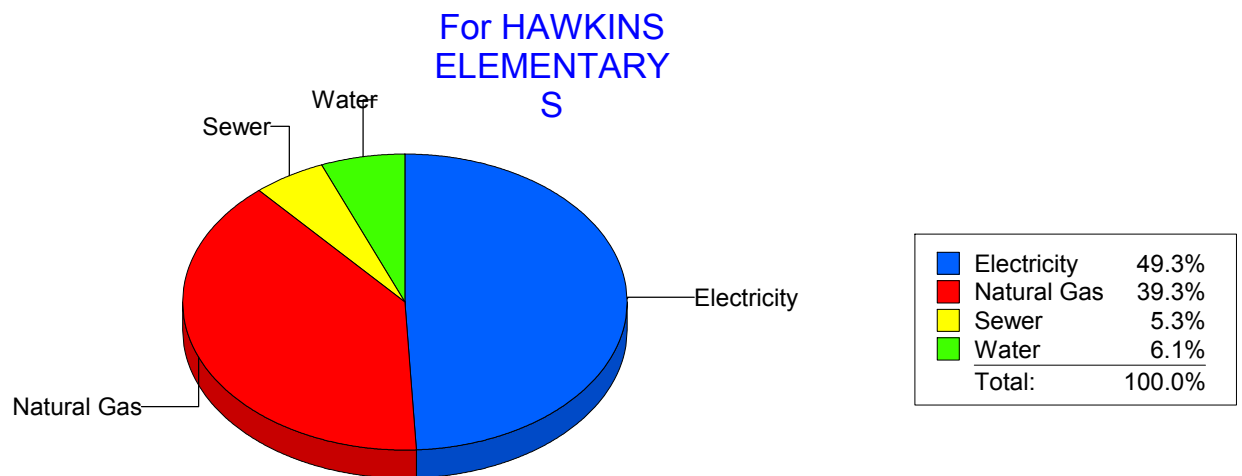
Energy CAP

Cost Avoidance Program

Cost Summary Graph

Grouped by Energy Type

Energy Type	Use	Units	Meter Cost	Special Charges	Total Cost	Avg Unit Cost	% of Total Cost
Site: HAWKINS ELEMENTARY S - HAWKINS ELEMENTARY S							
Electricity	23,198	KWH	\$2,144.93	\$0.00	\$2,144.93	0.0925	49.27%
Natural Gas	3,164	CCF	\$1,712.91	\$0.00	\$1,712.91	0.5414	39.35%
Water	70	CCF	\$263.92	\$0.00	\$263.92	3.7703	6.06%
Sewer	62	CCF	\$231.32	\$0.00	\$231.32	3.7310	5.31%
Total Cost:			\$4,353.08	\$0.00	\$4,353.08		



Filters: Cost Center Name Not Equal To DoNotReport; Billing Period Equal To 201601All Meter CodesAll Group Names

elpaso

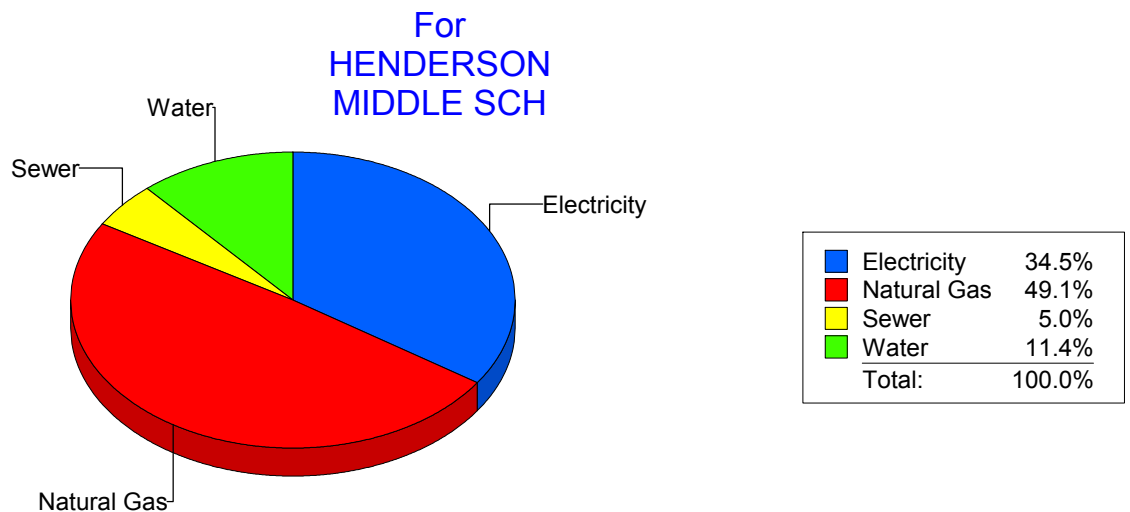
Energy CAP

Cost Avoidance Program

Cost Summary Graph

Grouped by Energy Type

Energy Type	Use	Units	Meter Cost	Special Charges	Total Cost	Avg Unit Cost	% of Total Cost
Site: HENDERSON MIDDLE SCH - HENDERSON MIDDLE SCH							
Electricity	39,042	KWH	\$1,706.07	\$0.00	\$1,706.07	0.0437	34.54%
Natural Gas	4,600	CCF	\$2,423.02	\$0.00	\$2,423.02	0.5267	49.05%
Water	184	CCF	\$565.04	\$0.00	\$565.04	3.0709	11.44%
Sewer	118	CCF	\$245.29	\$0.00	\$245.29	2.0787	4.97%
Total Cost:			\$4,939.42	\$0.00	\$4,939.42		



Filters: Cost Center Name Not Equal To DoNotReport; Billing Period Equal To 201601All Meter CodesAll Group Names

elpaso

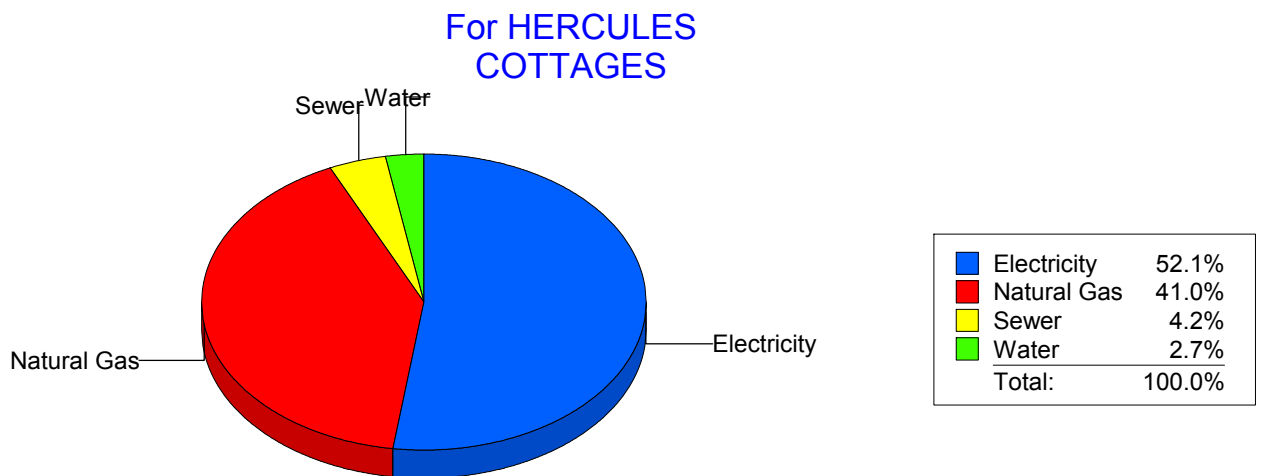
Energy CAP

Cost Avoidance Program

Cost Summary Graph

Grouped by Energy Type

Energy Type	Use	Units	Meter Cost	Special Charges	Total Cost	Avg Unit Cost	% of Total Cost
Site: HERCULES COTTAGES - HERCULES COTTAGES							
Electricity	7,934	KWH	\$944.00	\$0.00	\$944.00	0.1190	52.14%
Natural Gas	369	CCF	\$742.65	\$0.00	\$742.65	2.0126	41.02%
Water	14	CCF	\$48.23	\$0.00	\$48.23	3.4450	2.66%
Sewer	27	CCF	\$75.63	\$0.00	\$75.63	2.8011	4.18%
Total Cost:			\$1,810.51	\$0.00	\$1,810.51		



Filters: Cost Center Name Not Equal To DoNotReport; Billing Period Equal To 201601All Meter CodesAll Group Names

elpaso

Energy CAP

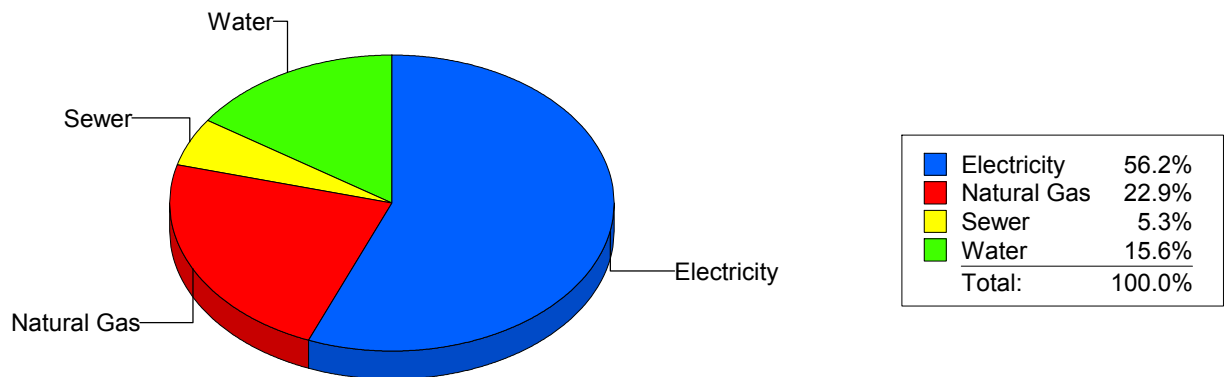
Cost Avoidance Program

Cost Summary Graph

Grouped by Energy Type

Energy Type	Use	Units	Meter Cost	Special Charges	Total Cost	Avg Unit Cost	% of Total Cost
Site: HERRERA - HERRERA ELEMENTARY							
Electricity	45,200	KWH	\$4,794.52	\$0.00	\$4,794.52	0.1061	56.22%
Natural Gas	3,654	CCF	\$1,955.23	\$0.00	\$1,955.23	0.5351	22.93%
Water	287	CCF	\$1,329.78	\$0.00	\$1,329.78	4.6334	15.59%
Sewer	135	CCF	\$448.72	\$0.00	\$448.72	3.3239	5.26%
Total Cost:			\$8,528.25	\$0.00	\$8,528.25		

For HERRERA
ELEMENTARY



Filters: Cost Center Name Not Equal To DoNotReport; Billing Period Equal To 201601All Meter CodesAll Group Names

elpaso

Energy CAP

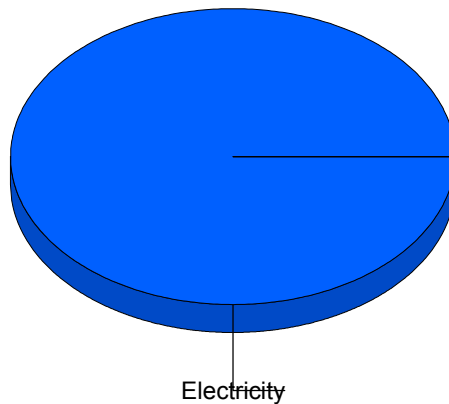
Cost Avoidance Program

Cost Summary Graph

Grouped by Energy Type

Energy Type	Use	Units	Meter Cost	Special Charges	Total Cost	Avg Unit Cost	% of Total Cost
Site: HIGHLAND/ANNEX - HIGHLAND/ANNEX							
Electricity	5,000	KWH	\$613.47	\$0.00	\$613.47	0.1227	100.00%
Total Cost:			\$613.47	\$0.00	\$613.47		

For
HIGHLAND/ANNEX



Filters: Cost Center Name Not Equal To DoNotReport; Billing Period Equal To 201601All Meter CodesAll Group Names

elpaso

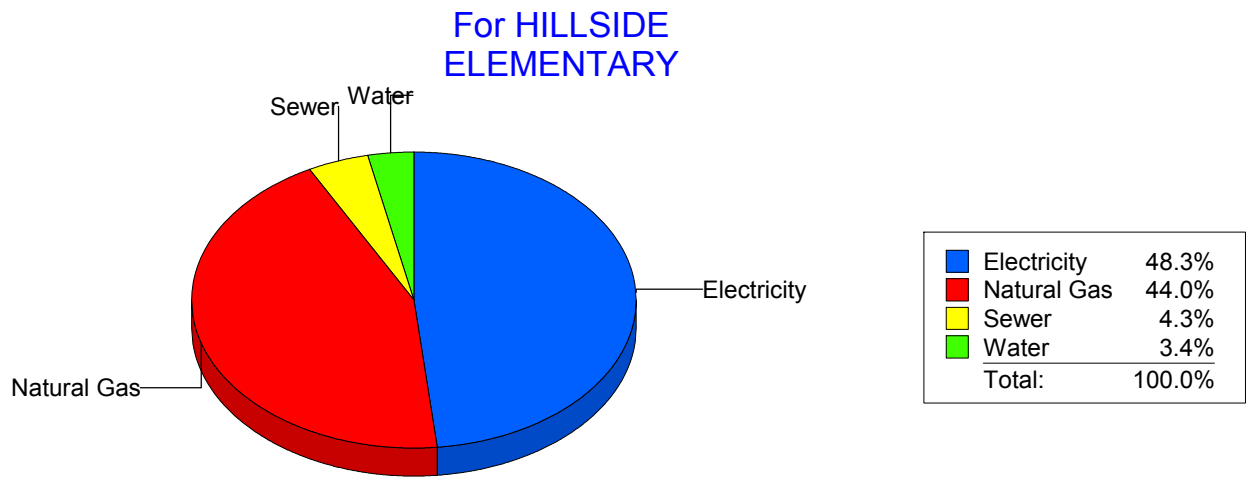
Energy CAP

Cost Avoidance Program

Cost Summary Graph

Grouped by Energy Type

Energy Type	Use	Units	Meter Cost	Special Charges	Total Cost	Avg Unit Cost	% of Total Cost
Site: HILLSIDE ELEMENTARY - HILLSIDE ELEMENTARY							
Electricity	67,170	KWH	\$4,414.56	\$0.00	\$4,414.56	0.0657	48.33%
Natural Gas	7,339	CCF	\$4,019.14	\$0.00	\$4,019.14	0.5476	44.00%
Water	53	CCF	\$308.42	\$0.00	\$308.42	5.8192	3.38%
Sewer	109	CCF	\$392.62	\$0.00	\$392.62	3.6020	4.30%
Total Cost:			\$9,134.74	\$0.00	\$9,134.74		



Filters: Cost Center Name Not Equal To DoNotReport; Billing Period Equal To 201601All Meter CodesAll Group Names

elpaso

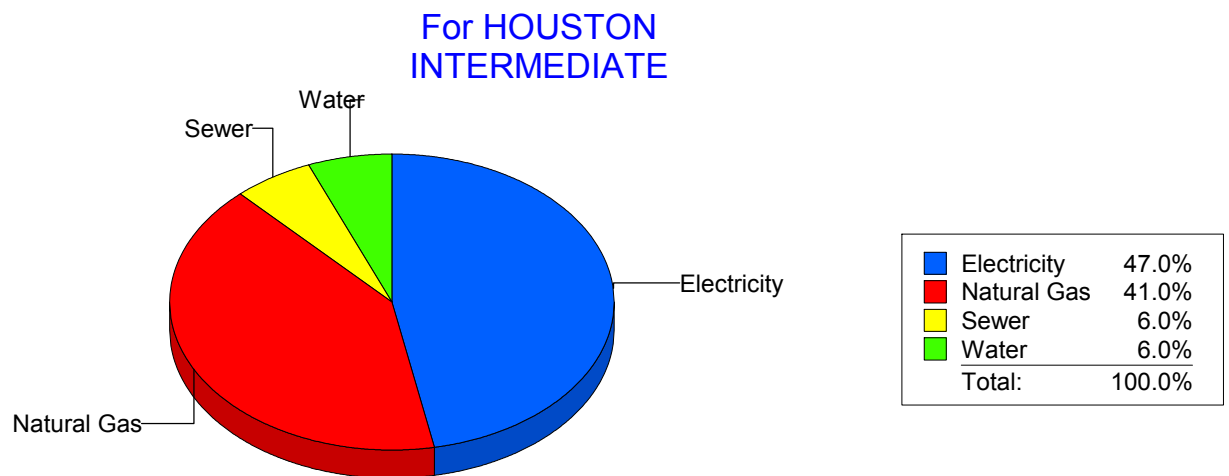
Energy CAP

Cost Avoidance Program

Cost Summary Graph

Grouped by Energy Type

Energy Type	Use	Units	Meter Cost	Special Charges	Total Cost	Avg Unit Cost	% of Total Cost
Site: HOUSTON INTERMEDIATE - HOUSTON INTERMEDIATE							
Electricity	23,800	KWH	\$2,870.64	\$0.00	\$2,870.64	0.1206	47.03%
Natural Gas	4,279	CCF	\$2,500.16	\$0.00	\$2,500.16	0.5843	40.96%
Water	89	CCF	\$368.90	\$0.00	\$368.90	4.1449	6.04%
Sewer	82	CCF	\$364.19	\$0.00	\$364.19	4.4413	5.97%
Total Cost:			\$6,103.89	\$0.00	\$6,103.89		



Filters: Cost Center Name Not Equal To DoNotReport; Billing Period Equal To 201601All Meter CodesAll Group Names

elpaso

Energy CAP

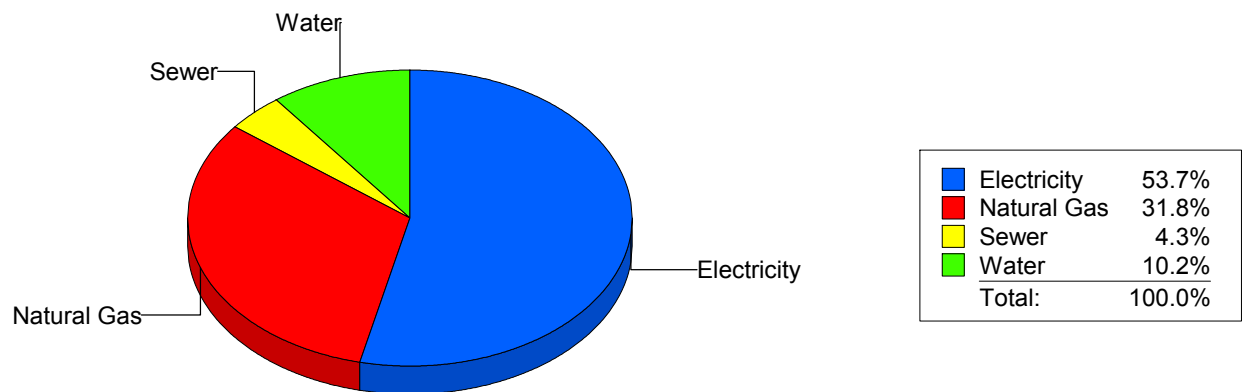
Cost Avoidance Program

Cost Summary Graph

Grouped by Energy Type

Energy Type	Use	Units	Meter Cost	Special Charges	Total Cost	Avg Unit Cost	% of Total Cost
Site: MOYE - HR MOYE							
Electricity	43,440	KWH	\$4,516.04	\$0.00	\$4,516.04	0.1040	53.66%
Natural Gas	5,119	CCF	\$2,679.72	\$0.00	\$2,679.72	0.5235	31.84%
Water	171	CCF	\$860.54	\$0.00	\$860.54	5.0324	10.23%
Sewer	75	CCF	\$359.32	\$0.00	\$359.32	4.7909	4.27%
Total Cost:			\$8,415.62	\$0.00	\$8,415.62		

For HR MOYE



Filters: Cost Center Name Not Equal To DoNotReport; Billing Period Equal To 201601All Meter CodesAll Group Names

elpaso

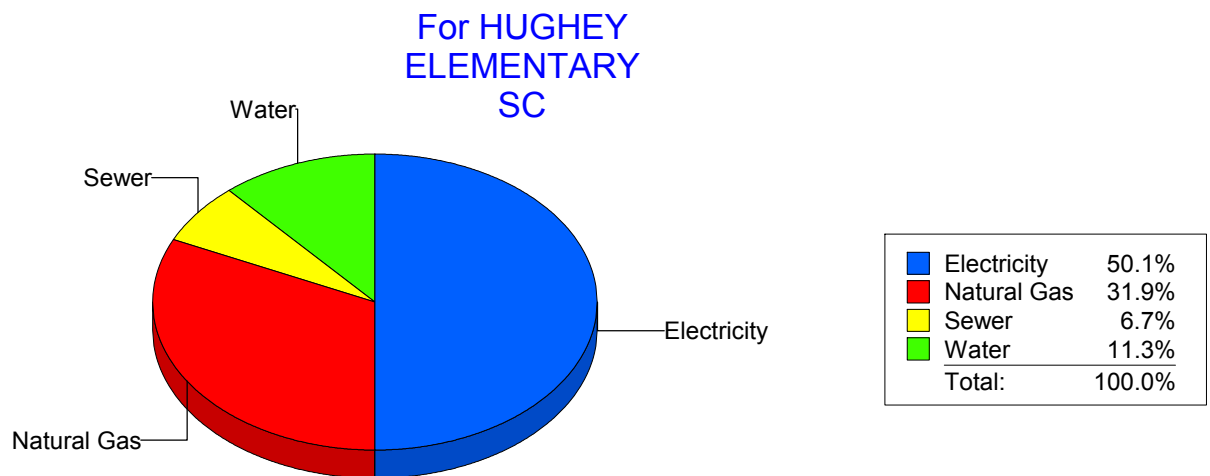
Energy CAP

Cost Avoidance Program

Cost Summary Graph

Grouped by Energy Type

Energy Type	Use	Units	Meter Cost	Special Charges	Total Cost	Avg Unit Cost	% of Total Cost
Site: HUGHEY ELEMENTARY SC - HUGHEY ELEMENTARY SC							
Electricity	36,538	KWH	\$3,871.41	\$0.00	\$3,871.41	0.1060	50.07%
Natural Gas	4,429	CCF	\$2,466.16	\$0.00	\$2,466.16	0.5568	31.90%
Water	274	CCF	\$874.95	\$0.00	\$874.95	3.1932	11.32%
Sewer	147	CCF	\$518.71	\$0.00	\$518.71	3.5286	6.71%
Total Cost:			\$7,731.23	\$0.00	\$7,731.23		



Filters: Cost Center Name Not Equal To DoNotReport; Billing Period Equal To 201601All Meter CodesAll Group Names

elpaso

Energy CAP

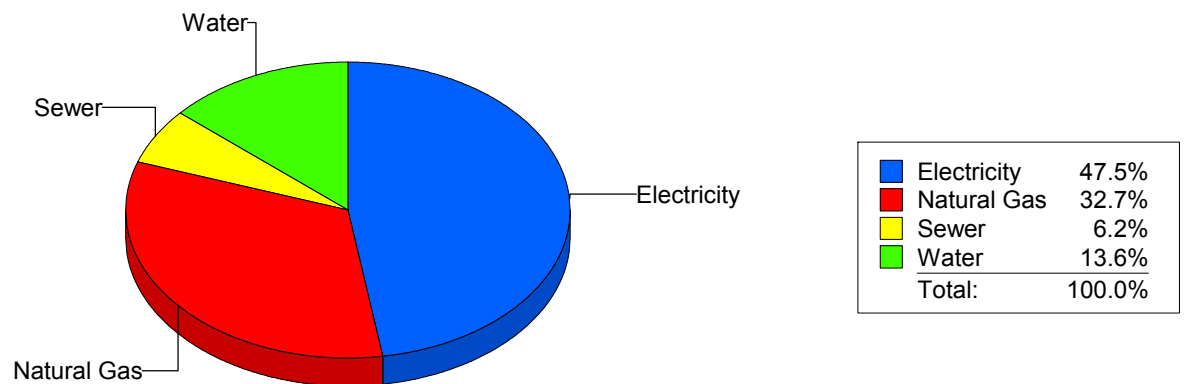
Cost Avoidance Program

Cost Summary Graph

Grouped by Energy Type

Energy Type	Use	Units	Meter Cost	Special Charges	Total Cost	Avg Unit Cost	% of Total Cost
Site: IRVIN HIGH SCHOOL - IRVIN HIGH SCHOOL							
Electricity	101,850	KWH	\$9,380.94	\$0.00	\$9,380.94	0.0921	47.50%
Natural Gas	12,528	CCF	\$6,461.03	\$0.00	\$6,461.03	0.5157	32.72%
Water	1,325	CCF	\$2,682.72	\$0.00	\$2,682.72	2.0247	13.58%
Sewer	714	CCF	\$1,224.60	\$0.00	\$1,224.60	1.7151	6.20%
Total Cost:			\$19,749.29	\$0.00	\$19,749.29		

For IRVIN HIGH SCHOOL



Filters: Cost Center Name Not Equal To DoNotReport; Billing Period Equal To 201601All Meter CodesAll Group Names

elpaso

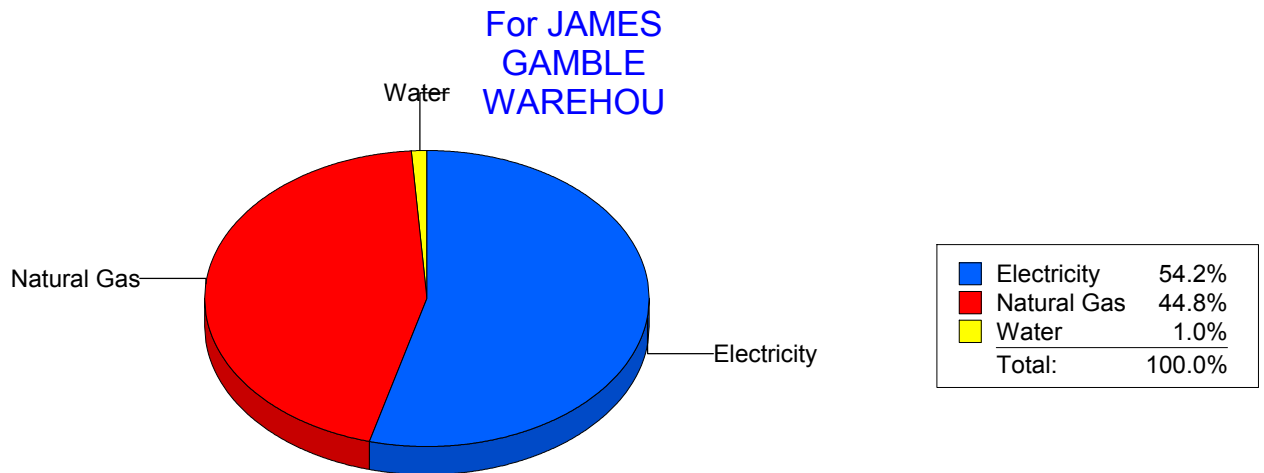
Energy CAP

Cost Avoidance Program

Cost Summary Graph

Grouped by Energy Type

Energy Type	Use	Units	Meter Cost	Special Charges	Total Cost	Avg Unit Cost	% of Total Cost
Site: JAMES GAMBLE WAREHOU - JAMES GAMBLE WAREHOU							
Electricity	26,200	KWH	\$2,197.36	\$0.00	\$2,197.36	0.0839	54.19%
Natural Gas	3,370	CCF	\$1,815.00	\$0.00	\$1,815.00	0.5386	44.76%
Water	0	CCF	\$42.47	\$0.00	\$42.47	0.0000	1.05%
Total Cost:			\$4,054.83	\$0.00	\$4,054.83		



Filters: Cost Center Name Not Equal To DoNotReport; Billing Period Equal To 201601All Meter CodesAll Group Names

elpaso

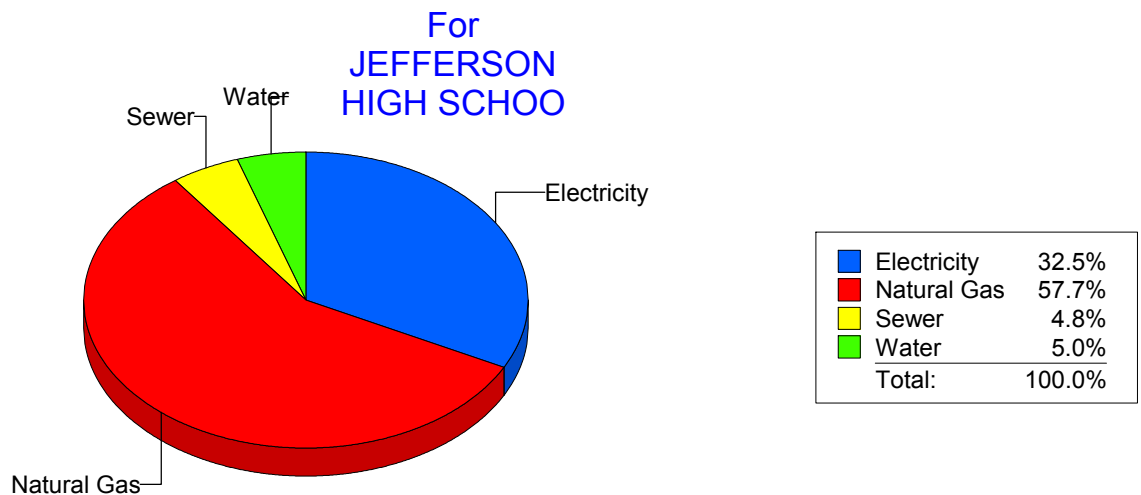
Energy CAP

Cost Avoidance Program

Cost Summary Graph

Grouped by Energy Type

Energy Type	Use	Units	Meter Cost	Special Charges	Total Cost	Avg Unit Cost	% of Total Cost
Site: JEFFERSON HIGH SCHOO - JEFFERSON HIGH SCHOO							
Electricity	47,168	KWH	\$4,571.43	\$0.00	\$4,571.43	0.0969	32.47%
Natural Gas	14,332	CCF	\$8,118.55	\$0.00	\$8,118.55	0.5665	57.67%
Water	209	CCF	\$708.46	\$0.00	\$708.46	3.3898	5.03%
Sewer	197	CCF	\$679.83	\$0.00	\$679.83	3.4509	4.83%
Total Cost:			\$14,078.27	\$0.00	\$14,078.27		



Filters: Cost Center Name Not Equal To DoNotReport; Billing Period Equal To 201601All Meter CodesAll Group Names

elpaso

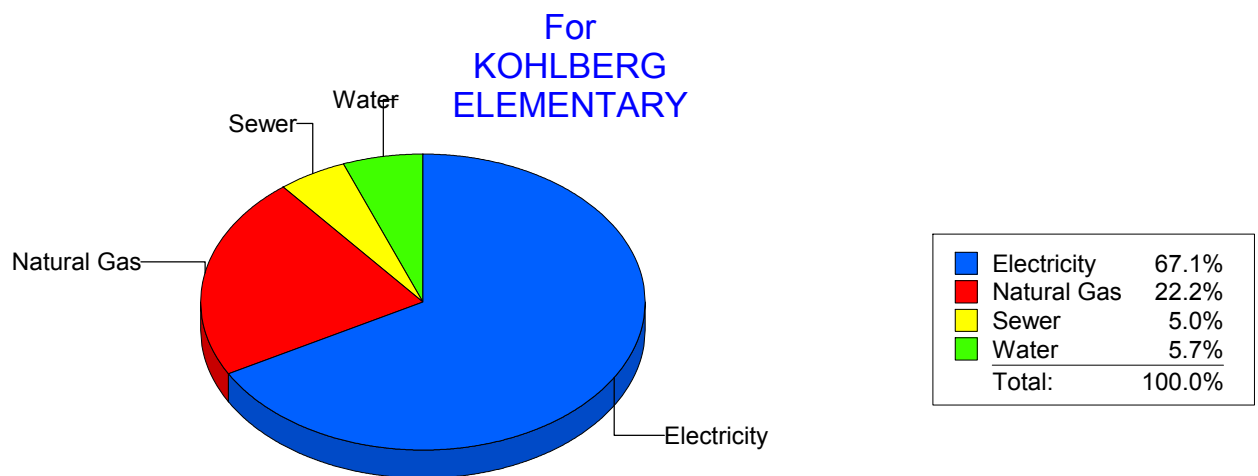
Energy CAP

Cost Avoidance Program

Cost Summary Graph

Grouped by Energy Type

Energy Type	Use	Units	Meter Cost	Special Charges	Total Cost	Avg Unit Cost	% of Total Cost
Site: KOHLBERG ELEMENTARY - KOHLBERG ELEMENTARY							
Electricity	59,440	KWH	\$6,191.04	\$0.00	\$6,191.04	0.1042	67.05%
Natural Gas	3,605	CCF	\$2,045.98	\$0.00	\$2,045.98	0.5675	22.16%
Water	184	CCF	\$530.26	\$0.00	\$530.26	2.8818	5.74%
Sewer	166	CCF	\$465.87	\$0.00	\$465.87	2.8064	5.05%
Total Cost:			\$9,233.15	\$0.00	\$9,233.15		



Filters: Cost Center Name Not Equal To DoNotReport; Billing Period Equal To 201601All Meter CodesAll Group Names

elpaso

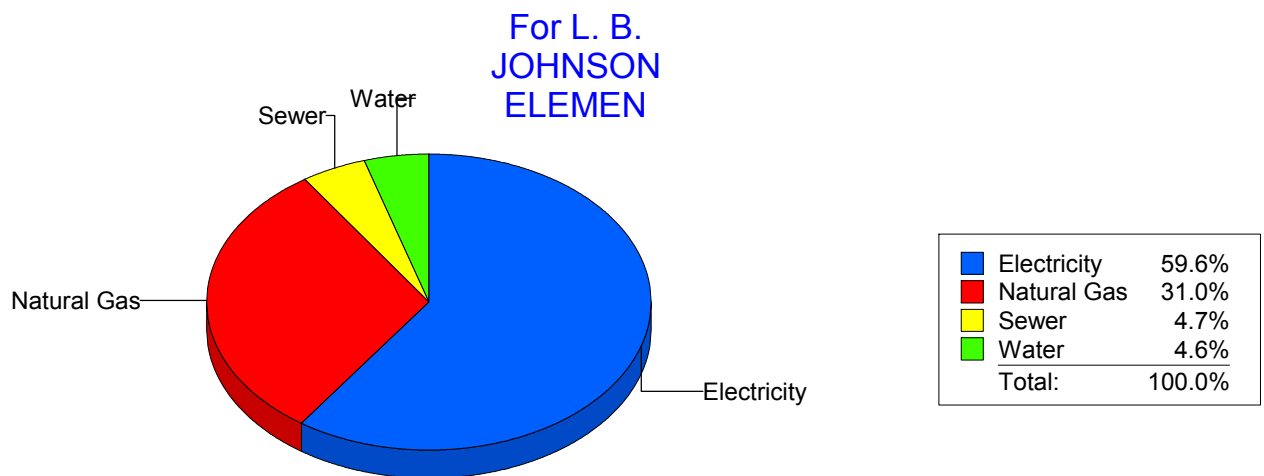
Energy CAP

Cost Avoidance Program

Cost Summary Graph

Grouped by Energy Type

Energy Type	Use	Units	Meter Cost	Special Charges	Total Cost	Avg Unit Cost	% of Total Cost
Site: L. B. JOHNSON ELEMEN - L. B. JOHNSON ELEMEN							
Electricity	41,850	KWH	\$4,530.95	\$0.00	\$4,530.95	0.1083	59.62%
Natural Gas	4,236	CCF	\$2,358.80	\$0.00	\$2,358.80	0.5568	31.04%
Water	122	CCF	\$351.18	\$0.00	\$351.18	2.8785	4.62%
Sewer	133	CCF	\$358.91	\$0.00	\$358.91	2.6986	4.72%
Total Cost:			\$7,599.84	\$0.00	\$7,599.84		



Filters: Cost Center Name Not Equal To DoNotReport; Billing Period Equal To 201601All Meter CodesAll Group Names

elpaso

Energy CAP

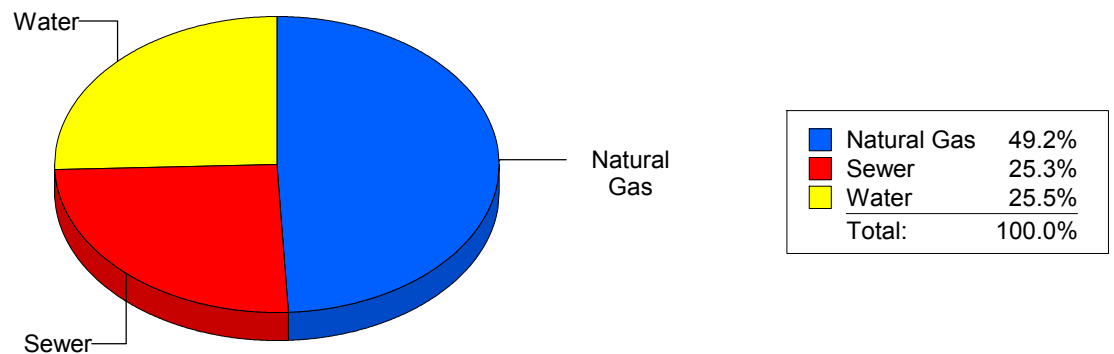
Cost Avoidance Program

Cost Summary Graph

Grouped by Energy Type

Energy Type	Use	Units	Meter Cost	Special Charges	Total Cost	Avg Unit Cost	% of Total Cost
Site: LAMAR ELEMENTARY SCH - LAMAR ELEMENTARY SCH							
Natural Gas	2,004	CCF	\$1,350.21	\$0.00	\$1,350.21	0.6738	49.24%
Water	198	CCF	\$698.24	\$0.00	\$698.24	3.5265	25.47%
Sewer	203	CCF	\$693.42	\$0.00	\$693.42	3.4159	25.29%
Total Cost:			\$2,741.87	\$0.00	\$2,741.87		

For LAMAR
ELEMENTARY
SCH



Filters: Cost Center Name Not Equal To DoNotReport; Billing Period Equal To 201601All Meter CodesAll Group Names

elpaso

Energy CAP

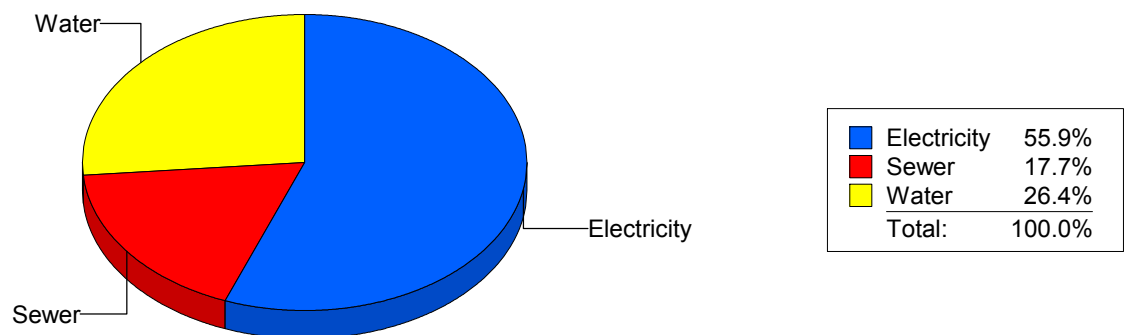
Cost Avoidance Program

Cost Summary Graph

Grouped by Energy Type

Energy Type	Use	Units	Meter Cost	Special Charges	Total Cost	Avg Unit Cost	% of Total Cost
Site: LEE ELEMENTARY - LEE ELEMENTARY							
Electricity	8,960	KWH	\$1,448.31	\$0.00	\$1,448.31	0.1616	55.91%
Water	107	CCF	\$683.27	\$0.00	\$683.27	6.3857	26.38%
Sewer	103	CCF	\$458.83	\$0.00	\$458.83	4.4547	17.71%
Total Cost:			\$2,590.41	\$0.00	\$2,590.41		

For LEE
ELEMENTARY



Filters: Cost Center Name Not Equal To DoNotReport; Billing Period Equal To 201601All Meter CodesAll Group Names

elpaso

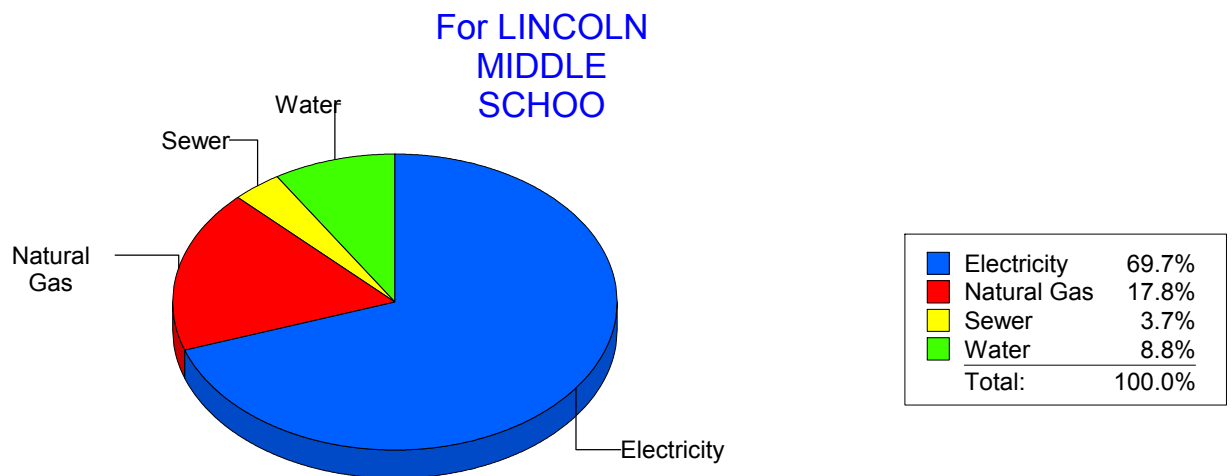
Energy CAP

Cost Avoidance Program

Cost Summary Graph

Grouped by Energy Type

Energy Type	Use	Units	Meter Cost	Special Charges	Total Cost	Avg Unit Cost	% of Total Cost
Site: LINCOLN MIDDLE SCHOO - LINCOLN MIDDLE SCHOO							
Electricity	86,900	KWH	\$9,037.67	\$0.00	\$9,037.67	0.1040	69.74%
Natural Gas	4,368	CCF	\$2,308.30	\$0.00	\$2,308.30	0.5285	17.81%
Water	454	CCF	\$1,134.34	\$0.00	\$1,134.34	2.4985	8.75%
Sewer	213	CCF	\$478.11	\$0.00	\$478.11	2.2446	3.69%
Total Cost:			\$12,958.42	\$0.00	\$12,958.42		



Filters: Cost Center Name Not Equal To DoNotReport; Billing Period Equal To 201601All Meter CodesAll Group Names

elpaso

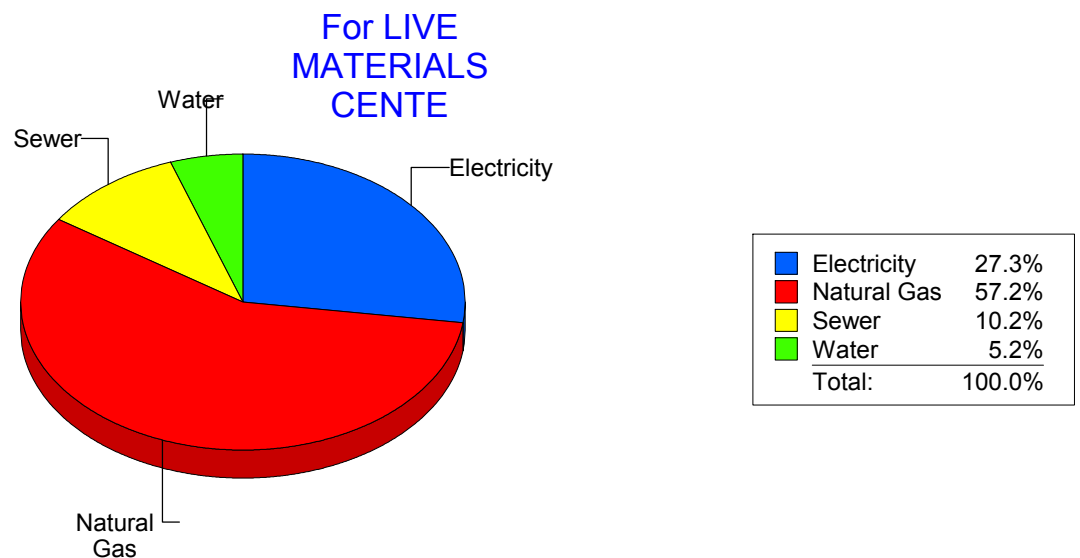
Energy CAP

Cost Avoidance Program

Cost Summary Graph

Grouped by Energy Type

Energy Type	Use	Units	Meter Cost	Special Charges	Total Cost	Avg Unit Cost	% of Total Cost
Site: LIVE MATERIALS CENTE - LIVE MATERIALS CENTE							
Electricity	331	KWH	\$66.87	\$0.00	\$66.87	0.2020	27.30%
Natural Gas	56	CCF	\$140.15	\$0.00	\$140.15	2.5027	57.21%
Water	1	CCF	\$12.86	\$0.00	\$12.86	12.8600	5.25%
Sewer	1	CCF	\$25.09	\$0.00	\$25.09	25.0900	10.24%
Total Cost:			\$244.97	\$0.00	\$244.97		



Filters: Cost Center Name Not Equal To DoNotReport; Billing Period Equal To 201601All Meter CodesAll Group Names

elpaso

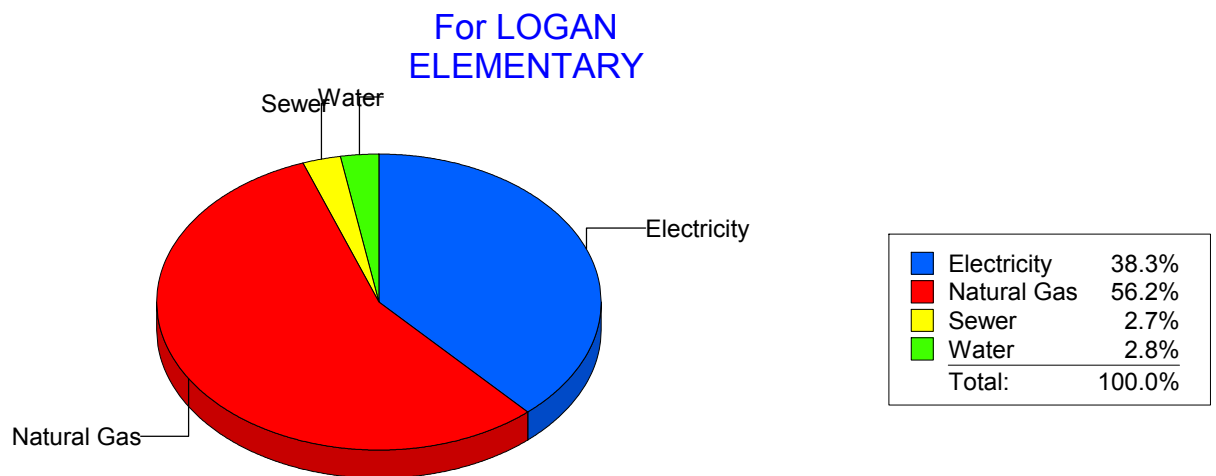
Energy CAP

Cost Avoidance Program

Cost Summary Graph

Grouped by Energy Type

Energy Type	Use	Units	Meter Cost	Special Charges	Total Cost	Avg Unit Cost	% of Total Cost
Site: LOGAN ELEMENTARY - LOGAN ELEMENTARY							
Electricity	128 KWH		\$1,083.36	\$0.00	\$1,083.36	8.4638	38.30%
Natural Gas	2,914 CCF		\$1,588.36	\$0.00	\$1,588.36	0.5451	56.16%
Water	4 CCF		\$79.88	\$0.00	\$79.88	19.9700	2.82%
Sewer	5 CCF		\$76.92	\$0.00	\$76.92	15.3840	2.72%
Total Cost:			\$2,828.52	\$0.00	\$2,828.52		



Filters: Cost Center Name Not Equal To DoNotReport; Billing Period Equal To 201601All Meter CodesAll Group Names

elpaso

Energy CAP

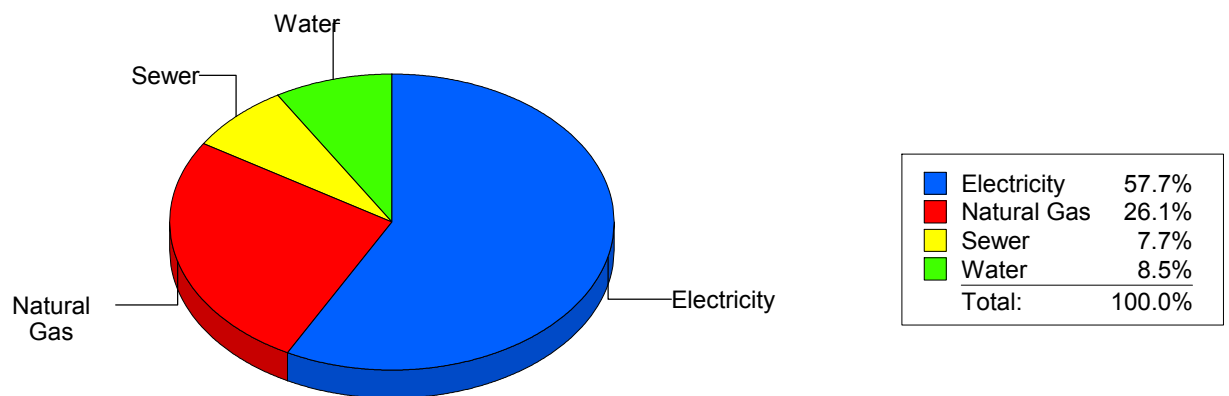
Cost Avoidance Program

Cost Summary Graph

Grouped by Energy Type

Energy Type	Use	Units	Meter Cost	Special Charges	Total Cost	Avg Unit Cost	% of Total Cost
Site: LUNDY - LUNDY							
Electricity	40,000	KWH	\$4,359.49	\$0.00	\$4,359.49	0.1090	57.66%
Natural Gas	3,466	CCF	\$1,974.58	\$0.00	\$1,974.58	0.5697	26.11%
Water	181	CCF	\$645.70	\$0.00	\$645.70	3.5674	8.54%
Sewer	224	CCF	\$581.33	\$0.00	\$581.33	2.5952	7.69%
Total Cost:			\$7,561.10	\$0.00	\$7,561.10		

For LUNDY



Filters: Cost Center Name Not Equal To DoNotReport; Billing Period Equal To 201601All Meter CodesAll Group Names

elpaso

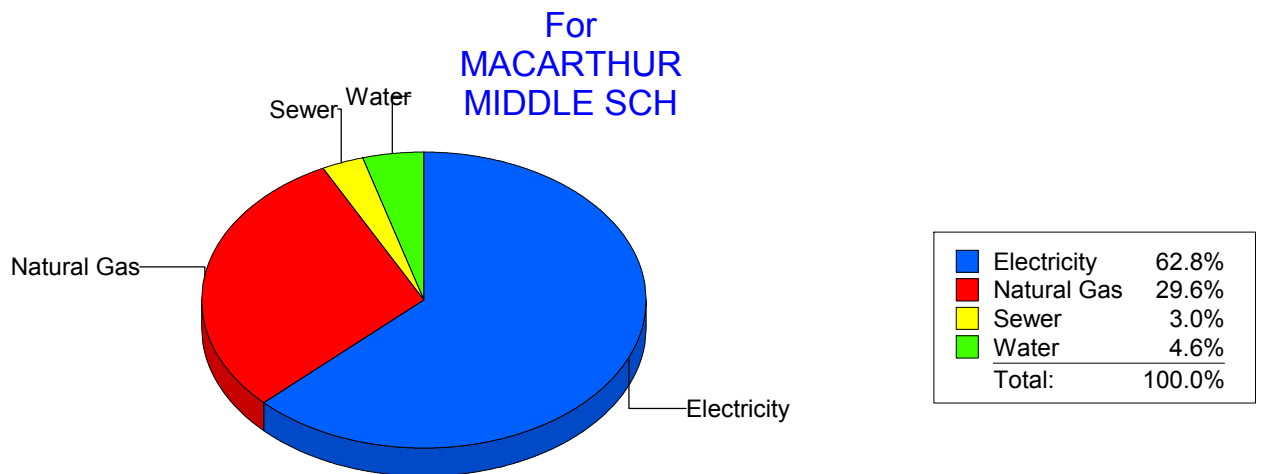
Energy CAP

Cost Avoidance Program

Cost Summary Graph

Grouped by Energy Type

Energy Type	Use	Units	Meter Cost	Special Charges	Total Cost	Avg Unit Cost	% of Total Cost
Site: MACARTHUR MIDDLE SCH - MACARTHUR MIDDLE SCH							
Electricity	63,280	KWH	\$6,213.32	\$0.00	\$6,213.32	0.0982	62.77%
Natural Gas	5,631	CCF	\$2,932.86	\$0.00	\$2,932.86	0.5208	29.63%
Water	139	CCF	\$452.90	\$0.00	\$452.90	3.2583	4.58%
Sewer	93	CCF	\$299.31	\$0.00	\$299.31	3.2184	3.02%
Total Cost:			\$9,898.39	\$0.00	\$9,898.39		



Filters: Cost Center Name Not Equal To DoNotReport; Billing Period Equal To 201601All Meter CodesAll Group Names

elpaso

Energy CAP

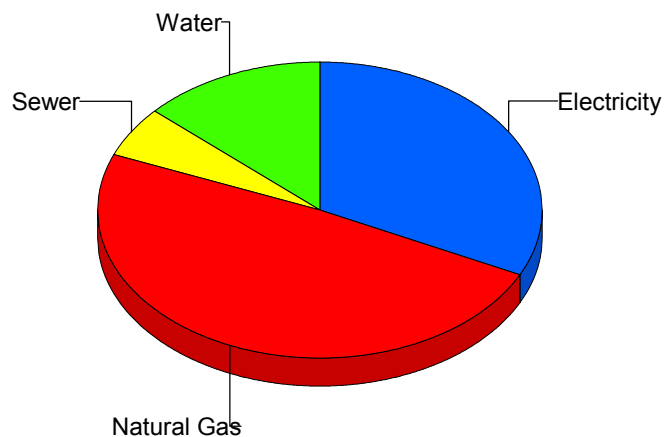
Cost Avoidance Program

Cost Summary Graph

Grouped by Energy Type

Energy Type	Use	Units	Meter Cost	Special Charges	Total Cost	Avg Unit Cost	% of Total Cost
Site: MAGOFFIN MIDDLE SCHO - MAGOFFIN MIDDLE SCHO							
Electricity	16,875	KWH	\$1,794.45	\$0.00	\$1,794.45	0.1063	32.22%
Natural Gas	5,207	CCF	\$2,723.21	\$0.00	\$2,723.21	0.5230	48.89%
Water	148	CCF	\$745.14	\$0.00	\$745.14	5.0347	13.38%
Sewer	40	CCF	\$307.17	\$0.00	\$307.17	7.6793	5.51%
Total Cost:			\$5,569.97	\$0.00	\$5,569.97		

For MAGOFFIN
MIDDLE SCHO



Electricity	32.2%
Natural Gas	48.9%
Sewer	5.5%
Water	13.4%
Total:	100.0%

Filters: Cost Center Name Not Equal To DoNotReport; Billing Period Equal To 201601All Meter CodesAll Group Names

elpaso

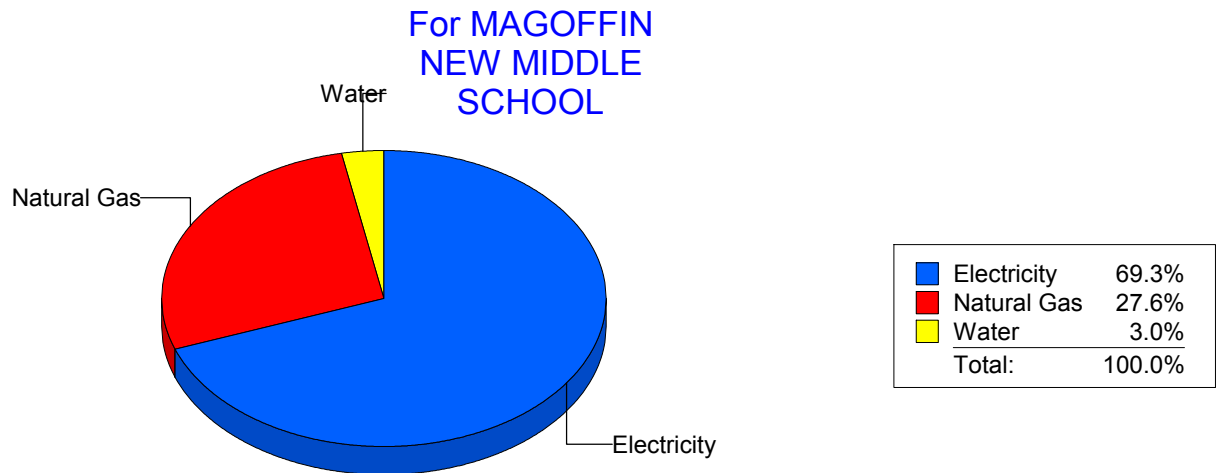
Energy CAP

Cost Avoidance Program

Cost Summary Graph

Grouped by Energy Type

Energy Type	Use	Units	Meter Cost	Special Charges	Total Cost	Avg Unit Cost	% of Total Cost
Site: MAGOFFINMIDDLESCHOOLN047 - MAGOFFIN NEW MIDDLE SCHOOL							
Electricity	56,400	KWH	\$5,823.33	\$0.00	\$5,823.33	0.1033	69.35%
Natural Gas	4,389	CCF	\$2,318.70	\$0.00	\$2,318.70	0.5283	27.61%
Water	1	CCF	\$255.46	\$0.00	\$255.46	255.4600	3.04%
Total Cost:			\$8,397.49	\$0.00	\$8,397.49		



Filters: Cost Center Name Not Equal To DoNotReport; Billing Period Equal To 201601All Meter CodesAll Group Names

elpaso

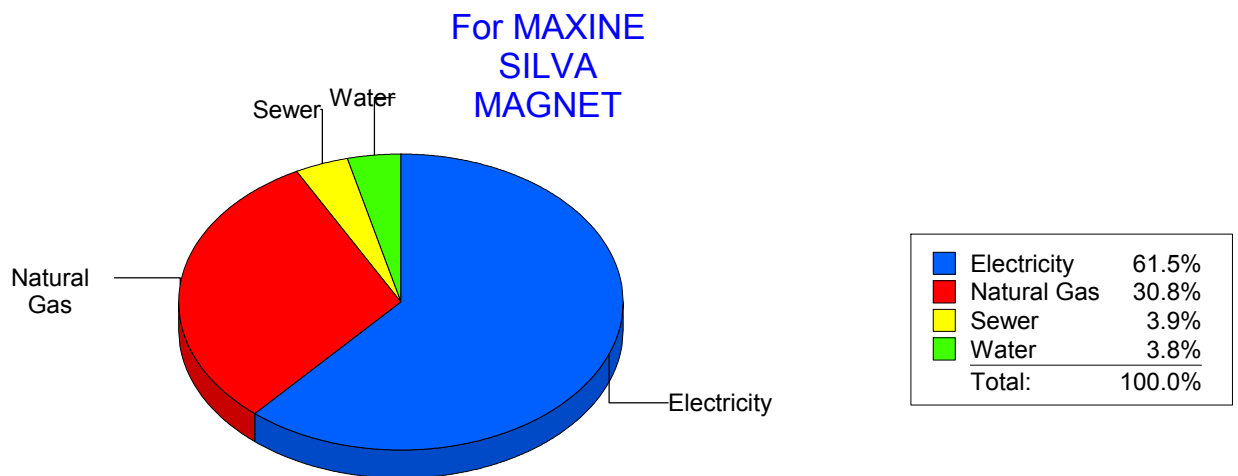
Energy CAP

Cost Avoidance Program

Cost Summary Graph

Grouped by Energy Type

Energy Type	Use	Units	Meter Cost	Special Charges	Total Cost	Avg Unit Cost	% of Total Cost
Site: MAXINE SILVA MAGNET - MAXINE SILVA MAGNET							
Electricity	44,100	KWH	\$4,390.26	\$0.00	\$4,390.26	0.0996	61.48%
Natural Gas	4,152	CCF	\$2,201.50	\$0.00	\$2,201.50	0.5302	30.83%
Water	61	CCF	\$274.19	\$0.00	\$274.19	4.4949	3.84%
Sewer	77	CCF	\$275.47	\$0.00	\$275.47	3.5775	3.86%
Total Cost:			\$7,141.42	\$0.00	\$7,141.42		



Filters: Cost Center Name Not Equal To DoNotReport; Billing Period Equal To 201601All Meter CodesAll Group Names

elpaso

Energy CAP

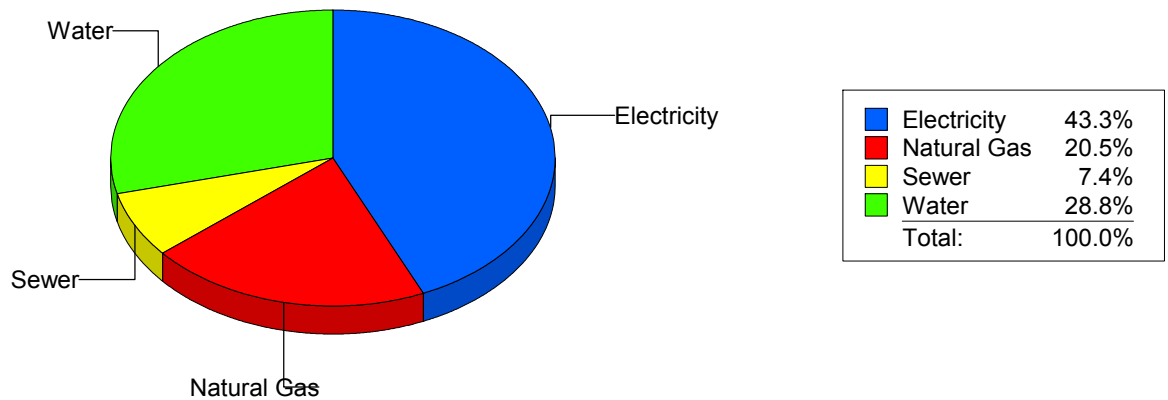
Cost Avoidance Program

Cost Summary Graph

Grouped by Energy Type

Energy Type	Use	Units	Meter Cost	Special Charges	Total Cost	Avg Unit Cost	% of Total Cost
Site: MESITA ELEMENTARY - MESITA ELEMENTARY							
Electricity	46,440	KWH	\$4,658.22	\$0.00	\$4,658.22	0.1003	43.33%
Natural Gas	3,923	CCF	\$2,202.42	\$0.00	\$2,202.42	0.5614	20.49%
Water	1,028	CCF	\$3,093.92	\$0.00	\$3,093.92	3.0096	28.78%
Sewer	368	CCF	\$795.89	\$0.00	\$795.89	2.1627	7.40%
Total Cost:			\$10,750.45	\$0.00	\$10,750.45		

For MESITA
ELEMENTARY



Filters: Cost Center Name Not Equal To DoNotReport; Billing Period Equal To 201601All Meter CodesAll Group Names

elpaso

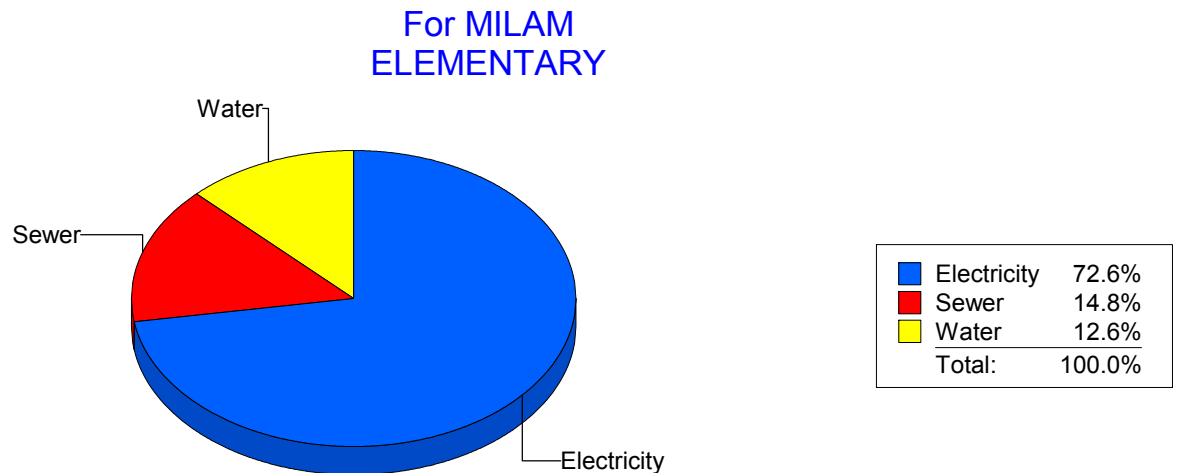
Energy CAP

Cost Avoidance Program

Cost Summary Graph

Grouped by Energy Type

Energy Type	Use	Units	Meter Cost	Special Charges	Total Cost	Avg Unit Cost	% of Total Cost
Site: MILAM ELEMENTARY - MILAM ELEMENTARY							
Electricity	13,920	KWH	\$1,474.47	\$0.00	\$1,474.47	0.1059	72.61%
Water	65	CCF	\$255.42	\$0.00	\$255.42	3.9295	12.58%
Sewer	94	CCF	\$300.80	\$0.00	\$300.80	3.2000	14.81%
Total Cost:			\$2,030.69	\$0.00	\$2,030.69		



Filters: Cost Center Name Not Equal To DoNotReport; Billing Period Equal To 201601All Meter CodesAll Group Names

elpaso

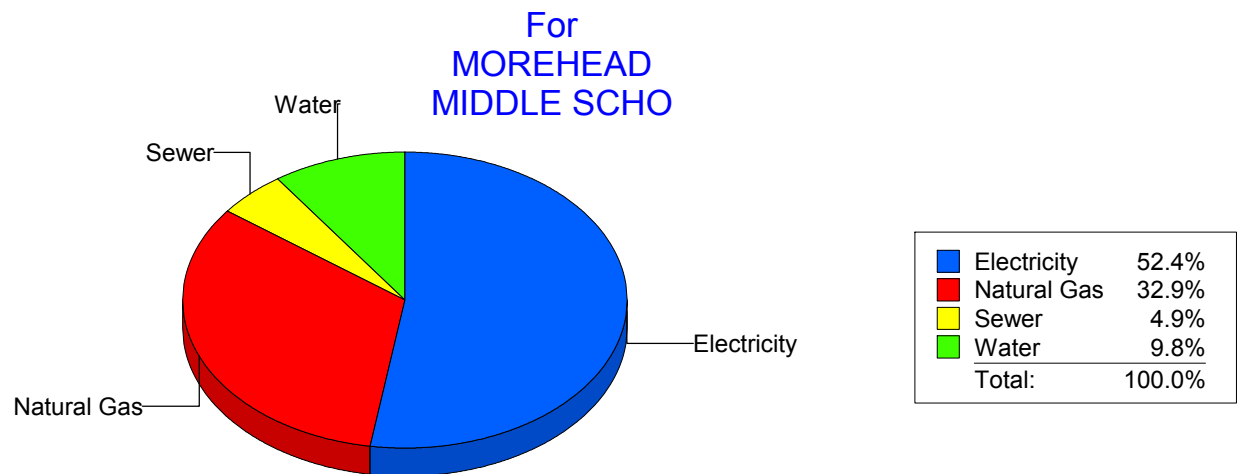
Energy CAP

Cost Avoidance Program

Cost Summary Graph

Grouped by Energy Type

Energy Type	Use	Units	Meter Cost	Special Charges	Total Cost	Avg Unit Cost	% of Total Cost
Site: MOREHEAD MIDDLE SCHO - MOREHEAD MIDDLE SCHO							
Electricity	70,195	KWH	\$6,348.39	\$0.00	\$6,348.39	0.0904	52.39%
Natural Gas	7,752	CCF	\$3,981.72	\$0.00	\$3,981.72	0.5136	32.86%
Water	463	CCF	\$1,189.82	\$0.00	\$1,189.82	2.5698	9.82%
Sewer	235	CCF	\$597.72	\$0.00	\$597.72	2.5435	4.93%
Total Cost:			\$12,117.65	\$0.00	\$12,117.65		



Filters: Cost Center Name Not Equal To DoNotReport; Billing Period Equal To 201601All Meter CodesAll Group Names

elpaso

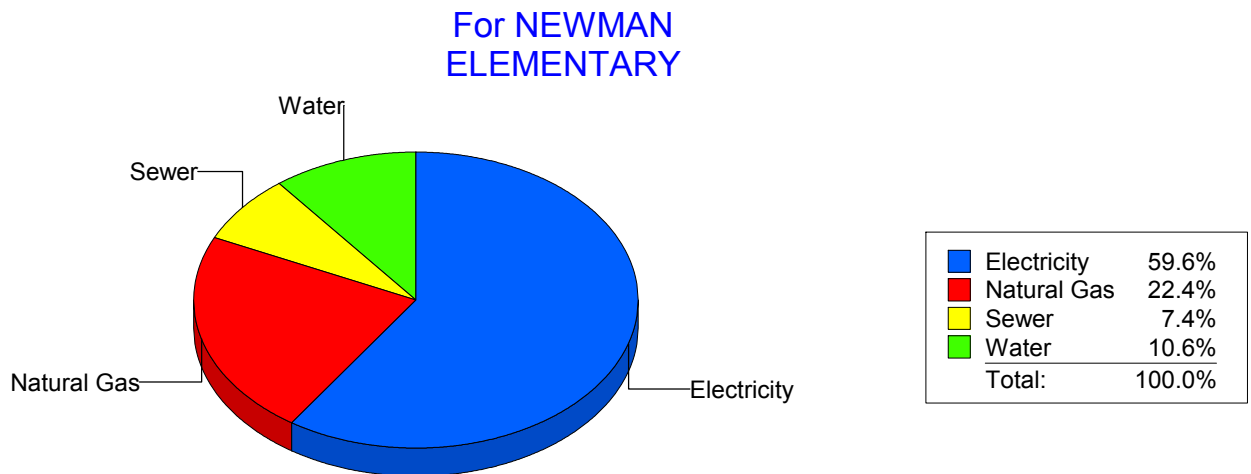
Energy CAP

Cost Avoidance Program

Cost Summary Graph

Grouped by Energy Type

Energy Type	Use	Units	Meter Cost	Special Charges	Total Cost	Avg Unit Cost	% of Total Cost
Site: NEWMAN ELEMENTARY - NEWMAN ELEMENTARY							
Electricity	46,406	KWH	\$4,706.10	\$0.00	\$4,706.10	0.1014	59.57%
Natural Gas	2,839	CCF	\$1,771.99	\$0.00	\$1,771.99	0.6242	22.43%
Water	393	CCF	\$833.81	\$0.00	\$833.81	2.1217	10.56%
Sewer	309	CCF	\$587.67	\$0.00	\$587.67	1.9018	7.44%
Total Cost:			\$7,899.57	\$0.00	\$7,899.57		



Filters: Cost Center Name Not Equal To DoNotReport; Billing Period Equal To 201601All Meter CodesAll Group Names

elpaso

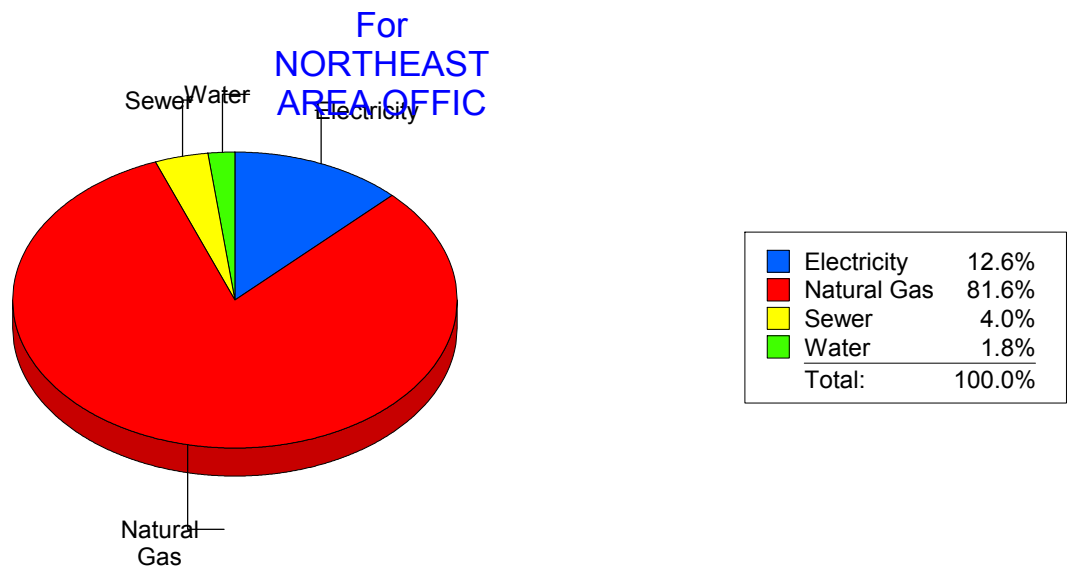
Energy CAP

Cost Avoidance Program

Cost Summary Graph

Grouped by Energy Type

Energy Type	Use	Units	Meter Cost	Special Charges	Total Cost	Avg Unit Cost	% of Total Cost
Site: NORTHEAST AREA OFFIC - NORTHEAST AREA OFFIC							
Electricity	1,360	KWH	\$155.13	\$0.00	\$155.13	0.1141	12.63%
Natural Gas	1,079	CCF	\$1,001.69	\$0.00	\$1,001.69	0.9284	81.58%
Water	0	CCF	\$22.36	\$0.00	\$22.36	0.0000	1.82%
Sewer	1	CCF	\$48.69	\$0.00	\$48.69	48.6900	3.97%
Total Cost:			\$1,227.87	\$0.00	\$1,227.87		



Filters: Cost Center Name Not Equal To DoNotReport; Billing Period Equal To 201601All Meter CodesAll Group Names

elpaso


Energy CAP

Cost Avoidance Program

Cost Summary Graph

Grouped by Energy Type

Energy Type	Use	Units	Meter Cost	Special Charges	Total Cost	Avg Unit Cost	% of Total Cost
Site: NORTHEAST AREA TRANS - NORTHEAST AREA TRANS							
Electricity	6,088	KWH	\$535.35	\$0.00	\$535.35	0.0879	30.48%
Natural Gas	780	CCF	\$627.66	\$0.00	\$627.66	0.8047	35.73%
Water	35	CCF	\$284.79	\$0.00	\$284.79	8.1369	16.21%
Sewer	41	CCF	\$308.66	\$0.00	\$308.66	7.5283	17.57%
Total Cost:			\$1,756.46	\$0.00	\$1,756.46		



Filters: Cost Center Name Not Equal To DoNotReport; Billing Period Equal To 201601All Meter CodesAll Group Names

elpaso

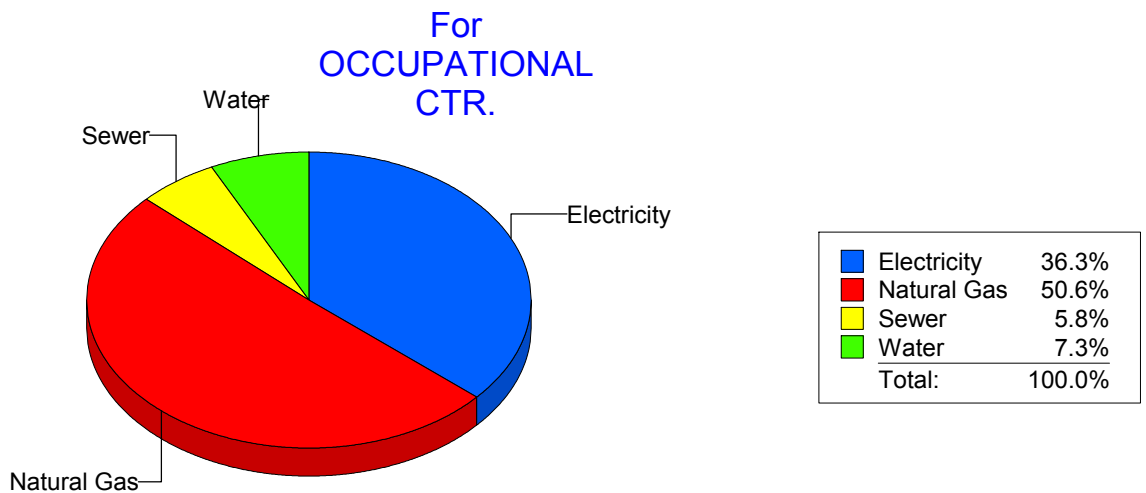
Energy CAP

Cost Avoidance Program

Cost Summary Graph

Grouped by Energy Type

Energy Type	Use	Units	Meter Cost	Special Charges	Total Cost	Avg Unit Cost	% of Total Cost
Site: OCCUPATIONAL CTR. - OCCUPATIONAL CTR.							
Electricity	3,800	KWH	\$407.28	\$0.00	\$407.28	0.1072	36.29%
Natural Gas	894	CCF	\$567.73	\$0.00	\$567.73	0.6350	50.58%
Water	4	CCF	\$82.10	\$0.00	\$82.10	20.5250	7.32%
Sewer	5	CCF	\$65.24	\$0.00	\$65.24	13.0480	5.81%
Total Cost:			\$1,122.35	\$0.00	\$1,122.35		



Filters: Cost Center Name Not Equal To DoNotReport; Billing Period Equal To 201601All Meter CodesAll Group Names

elpaso

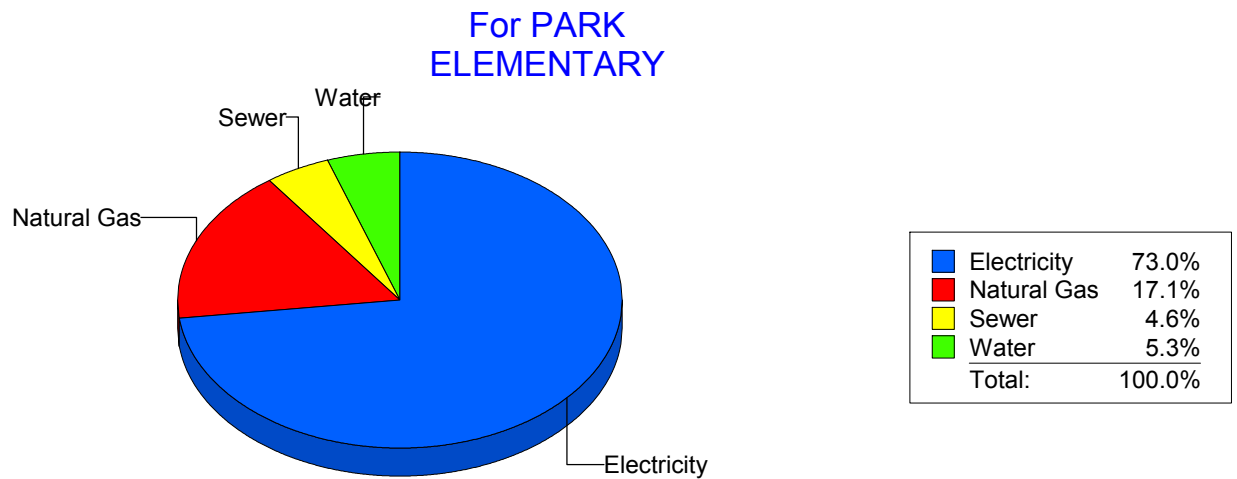
Energy CAP

Cost Avoidance Program

Cost Summary Graph

Grouped by Energy Type

Energy Type	Use	Units	Meter Cost	Special Charges	Total Cost	Avg Unit Cost	% of Total Cost
Site: PARK ELEMENTARY - PARK ELEMENTARY							
Electricity	50,566	KWH	\$5,235.58	\$0.00	\$5,235.58	0.1035	73.03%
Natural Gas	1,967	CCF	\$1,225.72	\$0.00	\$1,225.72	0.6231	17.10%
Water	108	CCF	\$377.19	\$0.00	\$377.19	3.4925	5.26%
Sewer	90	CCF	\$330.83	\$0.00	\$330.83	3.6759	4.61%
Total Cost:			\$7,169.32	\$0.00	\$7,169.32		



Filters: Cost Center Name Not Equal To DoNotReport; Billing Period Equal To 201601All Meter CodesAll Group Names

elpaso

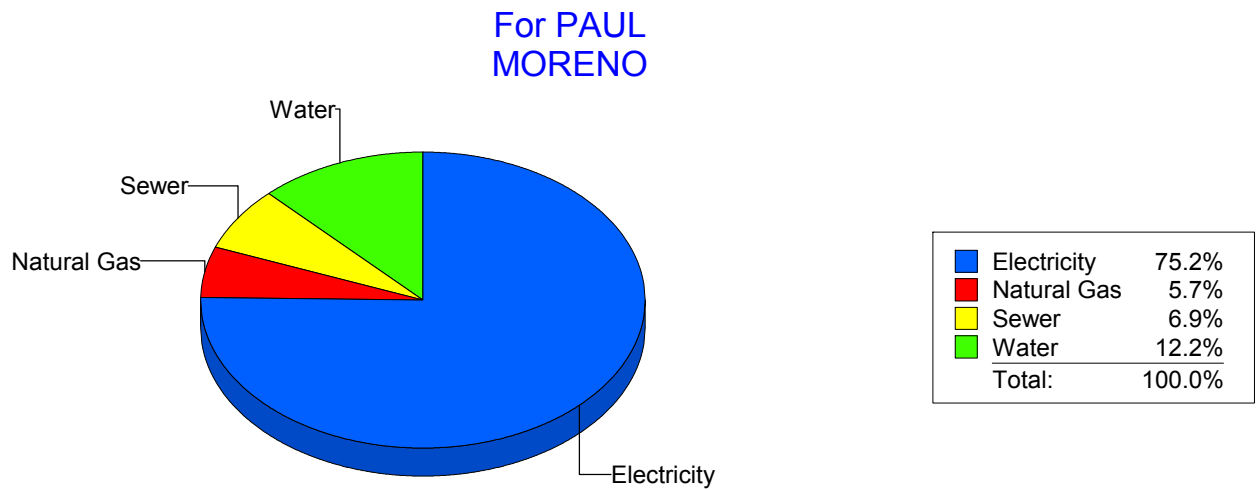
Energy CAP

Cost Avoidance Program

Cost Summary Graph

Grouped by Energy Type

Energy Type	Use	Units	Meter Cost	Special Charges	Total Cost	Avg Unit Cost	% of Total Cost
Site: PAUL MORENO - PAUL MORENO							
Electricity	41,100	KWH	\$4,159.68	\$0.00	\$4,159.68	0.1012	75.18%
Natural Gas	403	CCF	\$317.54	\$0.00	\$317.54	0.7879	5.74%
Water	137	CCF	\$675.16	\$0.00	\$675.16	4.9282	12.20%
Sewer	109	CCF	\$380.94	\$0.00	\$380.94	3.4949	6.88%
Total Cost:			\$5,533.32	\$0.00	\$5,533.32		



Filters: Cost Center Name Not Equal To DoNotReport; Billing Period Equal To 201601All Meter CodesAll Group Names

elpaso

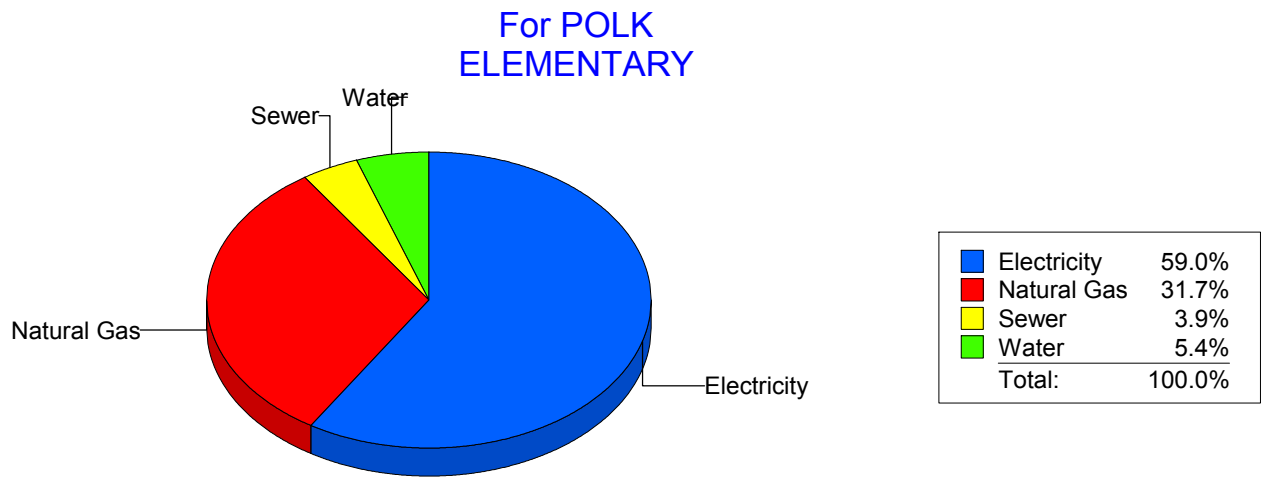
Energy CAP

Cost Avoidance Program

Cost Summary Graph

Grouped by Energy Type

Energy Type	Use	Units	Meter Cost	Special Charges	Total Cost	Avg Unit Cost	% of Total Cost
Site: POLK ELEMENTARY - POLK ELEMENTARY							
Electricity	42,600	KWH	\$3,830.64	\$0.00	\$3,830.64	0.0899	59.02%
Natural Gas	3,610	CCF	\$2,055.56	\$0.00	\$2,055.56	0.5694	31.67%
Water	122	CCF	\$351.18	\$0.00	\$351.18	2.8785	5.41%
Sewer	62	CCF	\$253.12	\$0.00	\$253.12	4.0826	3.90%
Total Cost:			\$6,490.50	\$0.00	\$6,490.50		



Filters: Cost Center Name Not Equal To DoNotReport; Billing Period Equal To 201601All Meter CodesAll Group Names

elpaso

Energy CAP

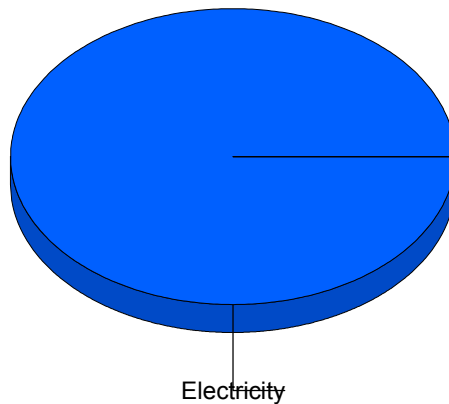
Cost Avoidance Program

Cost Summary Graph

Grouped by Energy Type

Energy Type	Use	Units	Meter Cost	Special Charges	Total Cost	Avg Unit Cost	% of Total Cost
Site: POWELL - POWELL							
Electricity	39,000	KWH	\$3,415.47	\$0.00	\$3,415.47	0.0876	100.00%
Total Cost:			\$3,415.47	\$0.00	\$3,415.47		

For POWELL



■ Electricity	100.0%
Total:	100.0%

Filters: Cost Center Name Not Equal To DoNotReport; Billing Period Equal To 201601All Meter CodesAll Group Names

elpaso

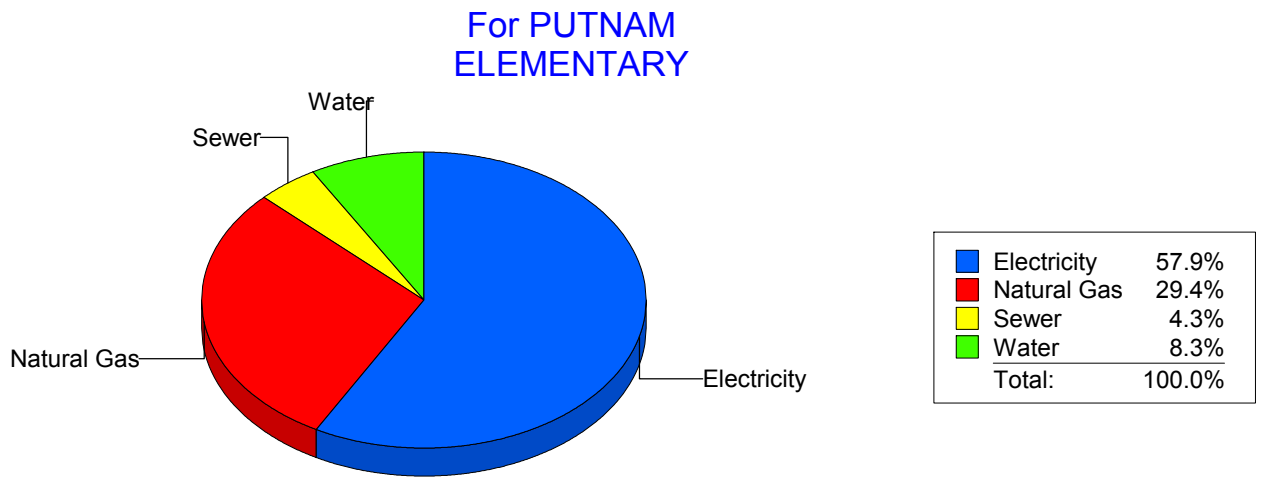
Energy CAP

Cost Avoidance Program

Cost Summary Graph

Grouped by Energy Type

Energy Type	Use	Units	Meter Cost	Special Charges	Total Cost	Avg Unit Cost	% of Total Cost
Site: PUTNAM ELEMENTARY - PUTNAM ELEMENTARY							
Electricity	38,725	KWH	\$3,582.88	\$0.00	\$3,582.88	0.0925	57.92%
Natural Gas	3,160	CCF	\$1,820.55	\$0.00	\$1,820.55	0.5761	29.43%
Water	195	CCF	\$515.68	\$0.00	\$515.68	2.6445	8.34%
Sewer	122	CCF	\$266.72	\$0.00	\$266.72	2.1862	4.31%
Total Cost:			\$6,185.83	\$0.00	\$6,185.83		



Filters: Cost Center Name Not Equal To DoNotReport; Billing Period Equal To 201601All Meter CodesAll Group Names

elpaso

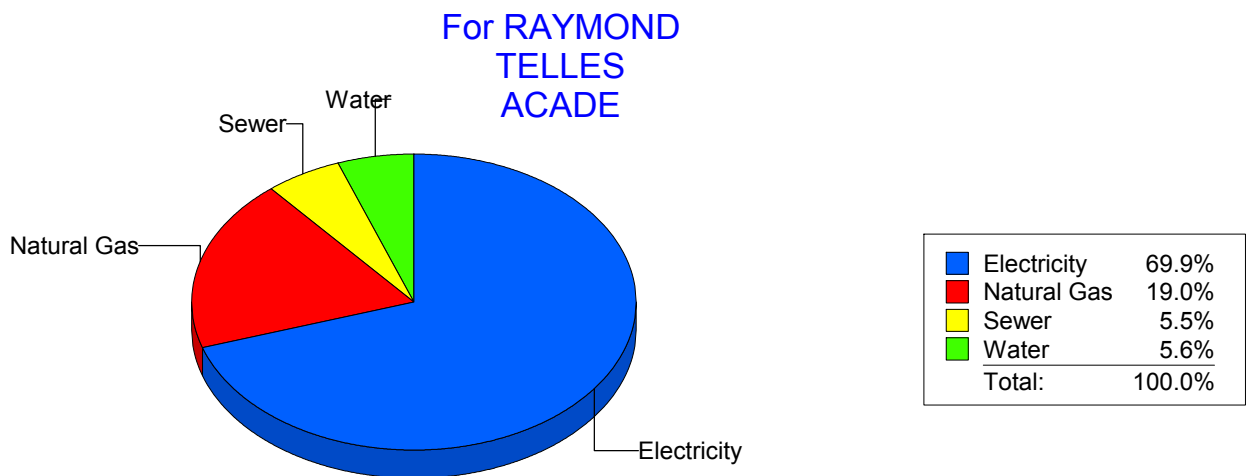
Energy CAP

Cost Avoidance Program

Cost Summary Graph

Grouped by Energy Type

Energy Type	Use	Units	Meter Cost	Special Charges	Total Cost	Avg Unit Cost	% of Total Cost
Site: RAYMOND TELLES ACADE - RAYMOND TELLES ACADE							
Electricity	28,800	KWH	\$2,888.68	\$0.00	\$2,888.68	0.1003	69.92%
Natural Gas	1,323	CCF	\$784.49	\$0.00	\$784.49	0.5930	18.99%
Water	35	CCF	\$230.51	\$0.00	\$230.51	6.5860	5.58%
Sewer	45	CCF	\$227.79	\$0.00	\$227.79	5.0620	5.51%
Total Cost:			\$4,131.47	\$0.00	\$4,131.47		



Filters: Cost Center Name Not Equal To DoNotReport; Billing Period Equal To 201601All Meter CodesAll Group Names

elpaso

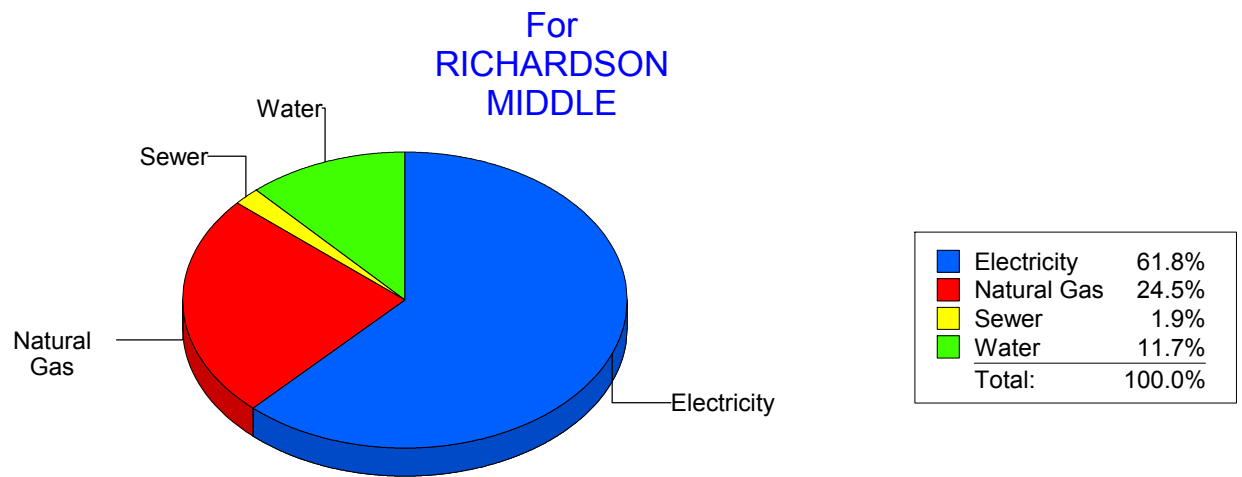
Energy CAP

Cost Avoidance Program

Cost Summary Graph

Grouped by Energy Type

Energy Type	Use	Units	Meter Cost	Special Charges	Total Cost	Avg Unit Cost	% of Total Cost
Site: RICHARDSON MIDDLE - RICHARDSON MIDDLE							
Electricity	74,700	KWH	\$8,852.08	\$0.00	\$8,852.08	0.1185	61.82%
Natural Gas	6,801	CCF	\$3,511.44	\$0.00	\$3,511.44	0.5163	24.52%
Water	354	CCF	\$1,677.88	\$0.00	\$1,677.88	4.7398	11.72%
Sewer	79	CCF	\$278.45	\$0.00	\$278.45	3.5247	1.94%
Total Cost:			\$14,319.85	\$0.00	\$14,319.85		



Filters: Cost Center Name Not Equal To DoNotReport; Billing Period Equal To 201601All Meter CodesAll Group Names

elpaso

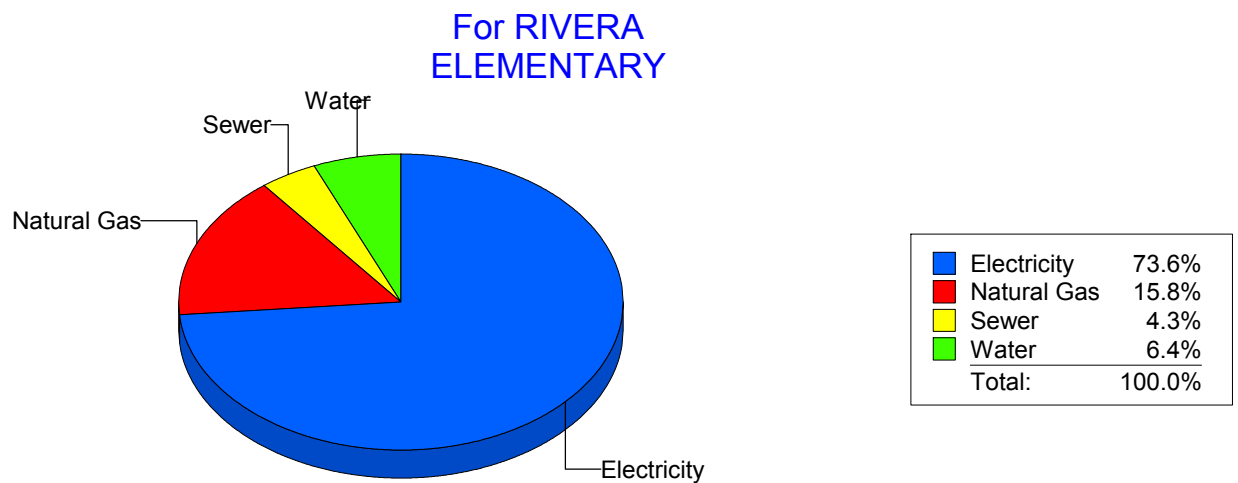
Energy CAP

Cost Avoidance Program

Cost Summary Graph

Grouped by Energy Type

Energy Type	Use	Units	Meter Cost	Special Charges	Total Cost	Avg Unit Cost	% of Total Cost
Site: RIVERA ELEMENTARY - RIVERA ELEMENTARY							
Electricity	63,120	KWH	\$5,836.52	\$0.00	\$5,836.52	0.0925	73.57%
Natural Gas	2,254	CCF	\$1,254.87	\$0.00	\$1,254.87	0.5567	15.82%
Water	168	CCF	\$503.92	\$0.00	\$503.92	2.9995	6.35%
Sewer	119	CCF	\$338.05	\$0.00	\$338.05	2.8408	4.26%
Total Cost:			\$7,933.36	\$0.00	\$7,933.36		



Filters: Cost Center Name Not Equal To DoNotReport; Billing Period Equal To 201601All Meter CodesAll Group Names

elpaso

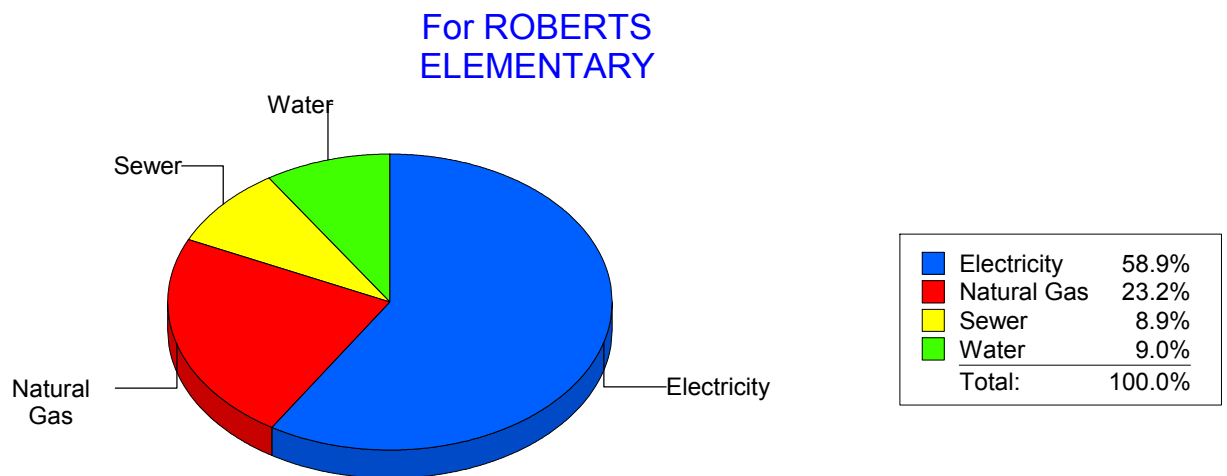
Energy CAP

Cost Avoidance Program

Cost Summary Graph

Grouped by Energy Type

Energy Type	Use	Units	Meter Cost	Special Charges	Total Cost	Avg Unit Cost	% of Total Cost
Site: ROBERTS ELEMENTARY - ROBERTS ELEMENTARY							
Electricity	50,220	KWH	\$4,066.30	\$0.00	\$4,066.30	0.0810	58.87%
Natural Gas	2,704	CCF	\$1,599.77	\$0.00	\$1,599.77	0.5916	23.16%
Water	161	CCF	\$624.42	\$0.00	\$624.42	3.8784	9.04%
Sewer	298	CCF	\$616.56	\$0.00	\$616.56	2.0690	8.93%
Total Cost:			\$6,907.05	\$0.00	\$6,907.05		



Filters: Cost Center Name Not Equal To DoNotReport; Billing Period Equal To 201601All Meter CodesAll Group Names

elpaso

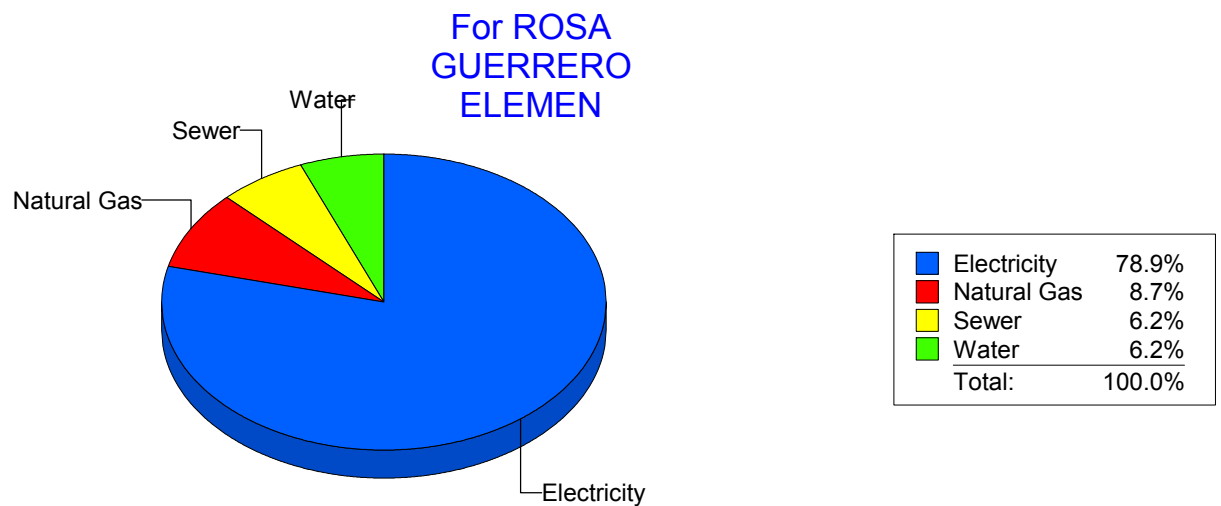
Energy CAP

Cost Avoidance Program

Cost Summary Graph

Grouped by Energy Type

Energy Type	Use	Units	Meter Cost	Special Charges	Total Cost	Avg Unit Cost	% of Total Cost
Site: ROSA GUERRERO ELEMEN - ROSA GUERRERO ELEMEN							
Electricity	49,940	KWH	\$5,559.87	\$0.00	\$5,559.87	0.1113	78.94%
Natural Gas	760	CCF	\$610.26	\$0.00	\$610.26	0.8030	8.66%
Water	128	CCF	\$434.42	\$0.00	\$434.42	3.3939	6.17%
Sewer	140	CCF	\$438.81	\$0.00	\$438.81	3.1344	6.23%
Total Cost:			\$7,043.36	\$0.00	\$7,043.36		



Filters: Cost Center Name Not Equal To DoNotReport; Billing Period Equal To 201601All Meter CodesAll Group Names

elpaso

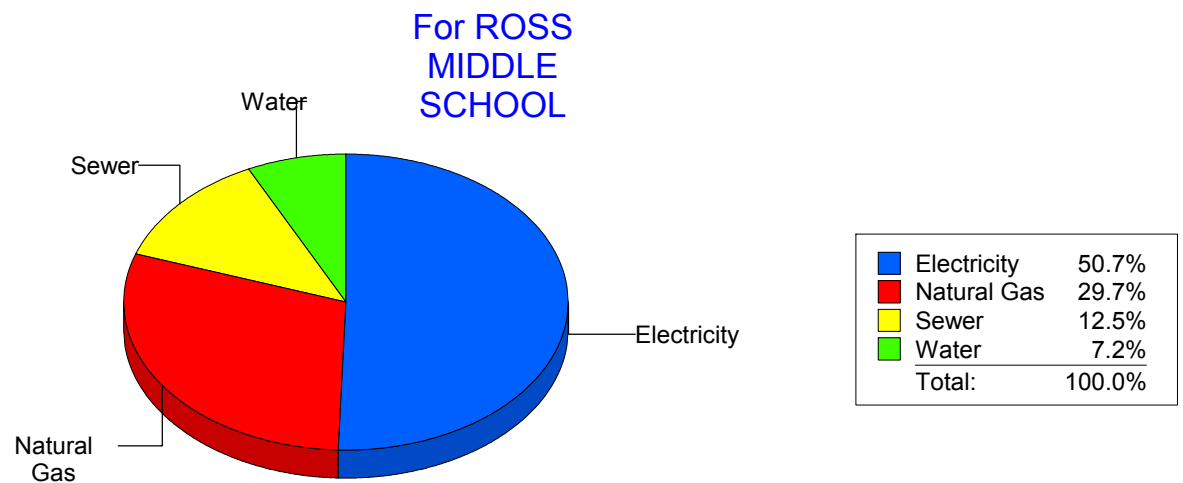
Energy CAP

Cost Avoidance Program

Cost Summary Graph

Grouped by Energy Type

Energy Type	Use	Units	Meter Cost	Special Charges	Total Cost	Avg Unit Cost	% of Total Cost
Site: ROSS MIDDLE SCHOOL - ROSS MIDDLE SCHOOL							
Electricity	26,407	KWH	\$4,753.68	\$0.00	\$4,753.68	0.1800	50.65%
Natural Gas	5,332	CCF	\$2,785.01	\$0.00	\$2,785.01	0.5223	29.67%
Water	315	CCF	\$675.42	\$0.00	\$675.42	2.1442	7.20%
Sewer	678	CCF	\$1,170.96	\$0.00	\$1,170.96	1.7271	12.48%
Total Cost:			\$9,385.07	\$0.00	\$9,385.07		



Filters: Cost Center Name Not Equal To DoNotReport; Billing Period Equal To 201601All Meter CodesAll Group Names

elpaso

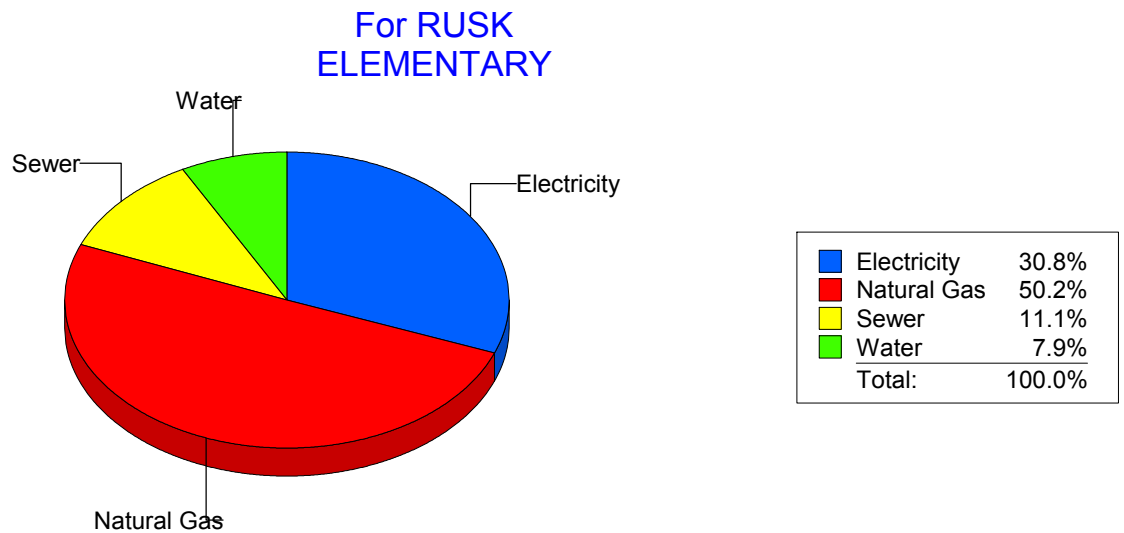
Energy CAP

Cost Avoidance Program

Cost Summary Graph

Grouped by Energy Type

Energy Type	Use	Units	Meter Cost	Special Charges	Total Cost	Avg Unit Cost	% of Total Cost
Site: RUSK ELEMENTARY - RUSK ELEMENTARY							
Electricity	7,330	KWH	\$1,004.53	\$0.00	\$1,004.53	0.1370	30.84%
Natural Gas	2,775	CCF	\$1,634.15	\$0.00	\$1,634.15	0.5889	50.17%
Water	62	CCF	\$256.07	\$0.00	\$256.07	4.1302	7.86%
Sewer	142	CCF	\$362.32	\$0.00	\$362.32	2.5515	11.12%
Total Cost:			\$3,257.07	\$0.00	\$3,257.07		



Filters: Cost Center Name Not Equal To DoNotReport; Billing Period Equal To 201601All Meter CodesAll Group Names

elpaso

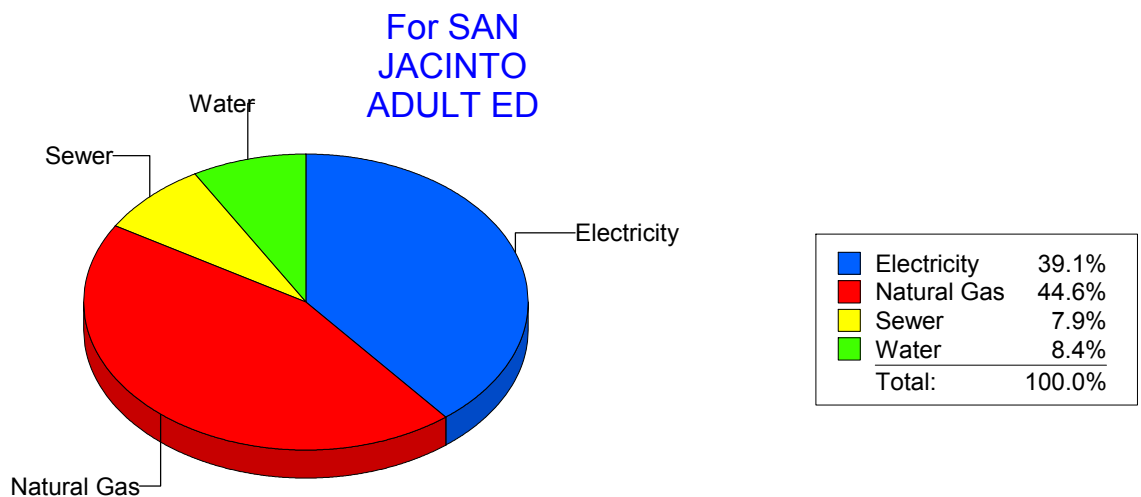
Energy CAP

Cost Avoidance Program

Cost Summary Graph

Grouped by Energy Type

Energy Type	Use	Units	Meter Cost	Special Charges	Total Cost	Avg Unit Cost	% of Total Cost
Site: SAN JACINTO ADULT ED - SAN JACINTO ADULT ED							
Electricity	3,800	KWH	\$525.15	\$0.00	\$525.15	0.1382	39.06%
Natural Gas	956	CCF	\$599.13	\$0.00	\$599.13	0.6267	44.56%
Water	24	CCF	\$113.48	\$0.00	\$113.48	4.7283	8.44%
Sewer	25	CCF	\$106.72	\$0.00	\$106.72	4.2688	7.94%
Total Cost:			\$1,344.48	\$0.00	\$1,344.48		



Filters: Cost Center Name Not Equal To DoNotReport; Billing Period Equal To 201601All Meter CodesAll Group Names

el Paso

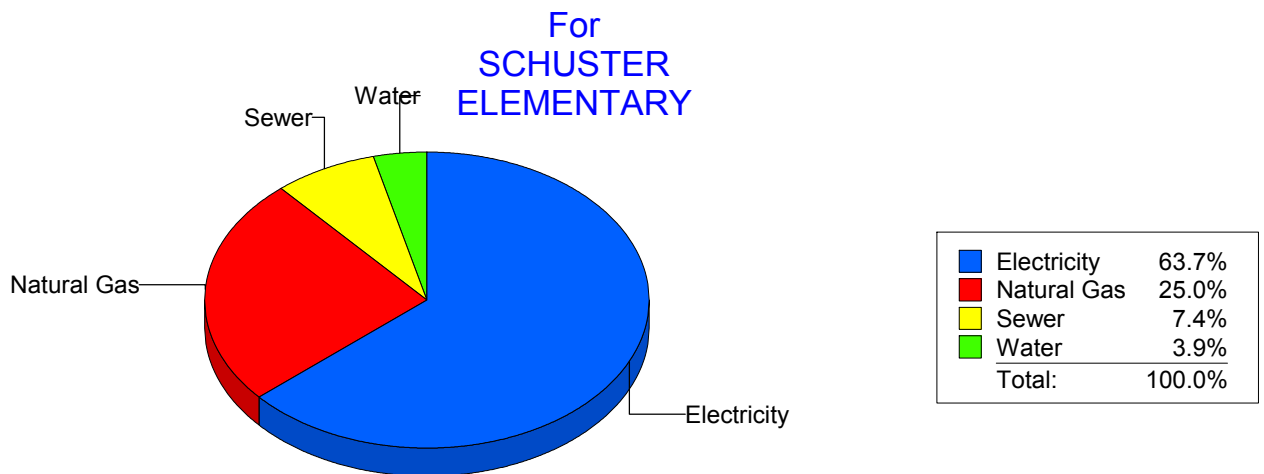
Energy CAP

Cost Avoidance Program

Cost Summary Graph

Grouped by Energy Type

Energy Type	Use	Units	Meter Cost	Special Charges	Total Cost	Avg Unit Cost	% of Total Cost
Site: SCHUSTER ELEMENTARY - SCHUSTER ELEMENTARY							
Electricity	22,766	KWH	\$2,322.62	\$0.00	\$2,322.62	0.1020	63.70%
Natural Gas	1,573	CCF	\$910.81	\$0.00	\$910.81	0.5790	24.98%
Water	42	CCF	\$143.72	\$0.00	\$143.72	3.4219	3.94%
Sewer	134	CCF	\$269.13	\$0.00	\$269.13	2.0084	7.38%
Total Cost:			\$3,646.28	\$0.00	\$3,646.28		



Filters: Cost Center Name Not Equal To DoNotReport; Billing Period Equal To 201601All Meter CodesAll Group Names

elpaso

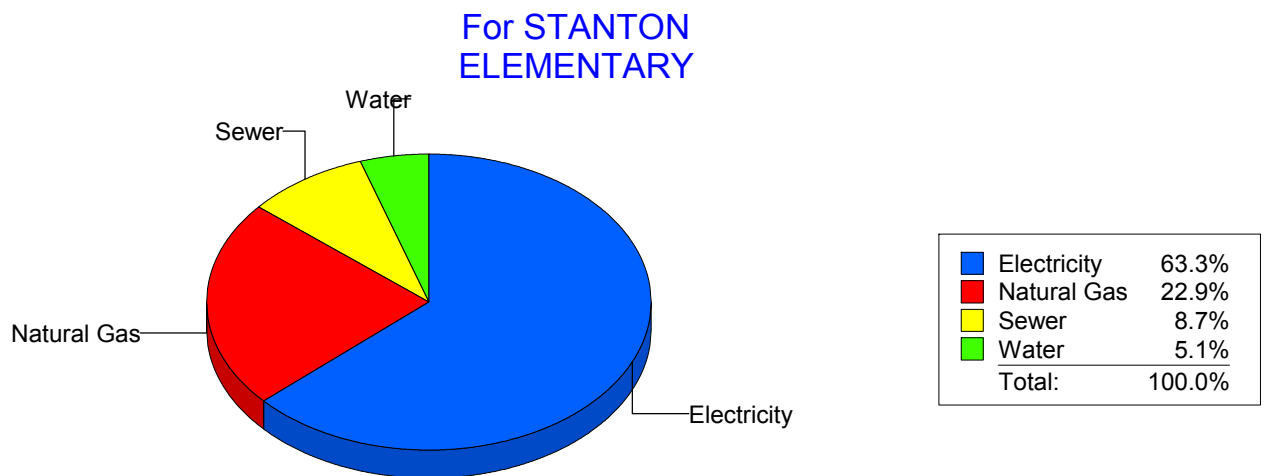
Energy CAP

Cost Avoidance Program

Cost Summary Graph

Grouped by Energy Type

Energy Type	Use	Units	Meter Cost	Special Charges	Total Cost	Avg Unit Cost	% of Total Cost
Site: STANTON ELEMENTARY - STANTON ELEMENTARY							
Electricity	26,986	KWH	\$3,101.01	\$0.00	\$3,101.01	0.1149	63.32%
Natural Gas	1,766	CCF	\$1,122.25	\$0.00	\$1,122.25	0.6355	22.92%
Water	75	CCF	\$248.59	\$0.00	\$248.59	3.3145	5.08%
Sewer	200	CCF	\$425.26	\$0.00	\$425.26	2.1263	8.68%
Total Cost:			\$4,897.11	\$0.00	\$4,897.11		



Filters: Cost Center Name Not Equal To DoNotReport; Billing Period Equal To 201601All Meter CodesAll Group Names

elpaso

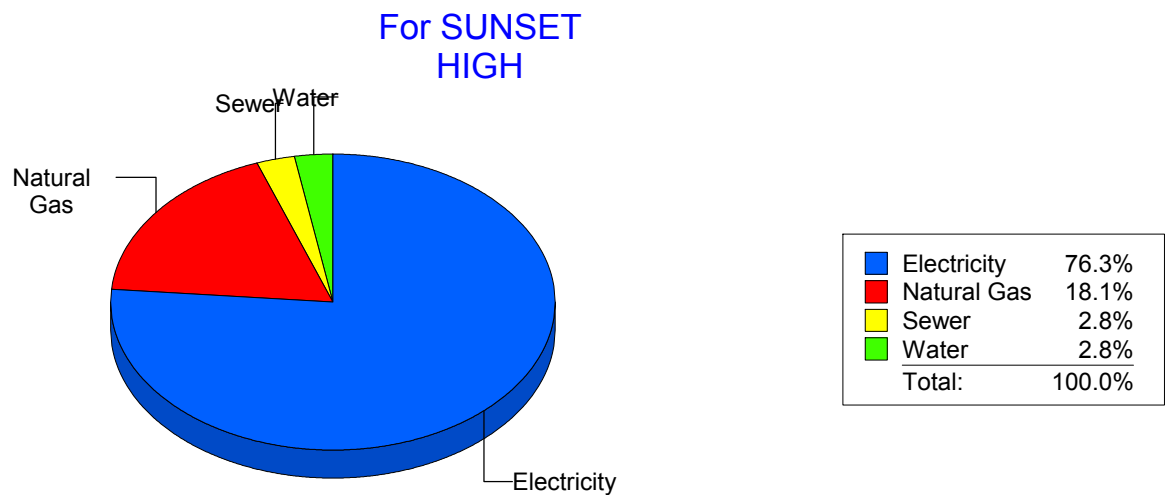
Energy CAP

Cost Avoidance Program

Cost Summary Graph

Grouped by Energy Type

Energy Type	Use	Units	Meter Cost	Special Charges	Total Cost	Avg Unit Cost	% of Total Cost
Site: SUNSET HIGH - SUNSET HIGH							
Electricity	31,520	KWH	\$3,167.14	\$0.00	\$3,167.14	0.1005	76.29%
Natural Gas	1,259	CCF	\$752.13	\$0.00	\$752.13	0.5974	18.12%
Water	25	CCF	\$115.16	\$0.00	\$115.16	4.6064	2.77%
Sewer	32	CCF	\$117.15	\$0.00	\$117.15	3.6609	2.82%
Total Cost:			\$4,151.58	\$0.00	\$4,151.58		



Filters: Cost Center Name Not Equal To DoNotReport; Billing Period Equal To 201601All Meter CodesAll Group Names

elpaso

Energy CAP

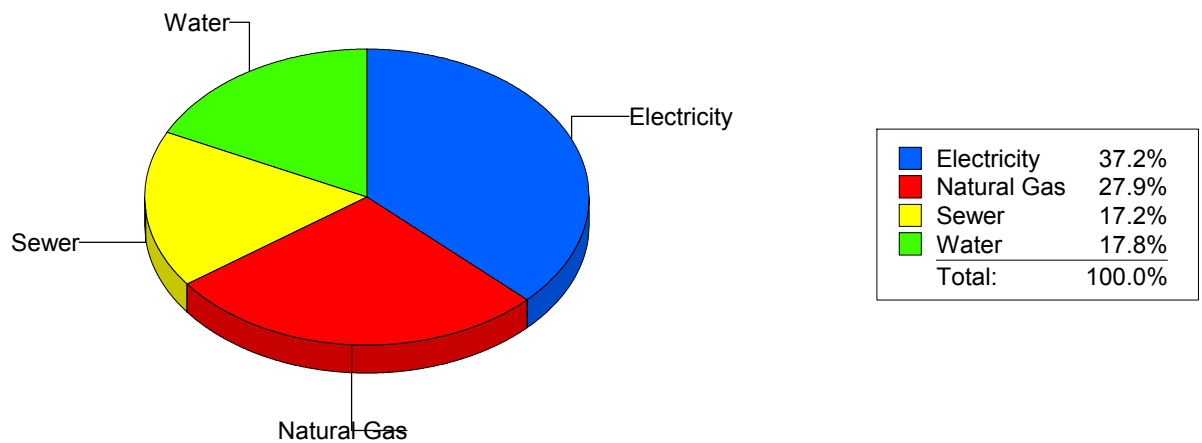
Cost Avoidance Program

Cost Summary Graph

Grouped by Energy Type

Energy Type	Use	Units	Meter Cost	Special Charges	Total Cost	Avg Unit Cost	% of Total Cost
Site: TENNISCENTER - TENNIS CENTER							
Electricity		94 KWH	\$156.77	\$0.00	\$156.77	1.6678	37.19%
Natural Gas		0 CCF	\$117.53	\$0.00	\$117.53	0.0000	27.88%
Water		1 CCF	\$74.84	\$0.00	\$74.84	74.8400	17.75%
Sewer		2 CCF	\$72.45	\$0.00	\$72.45	36.2250	17.18%
Total Cost:			\$421.59	\$0.00	\$421.59		

For TENNIS
CENTER



Filters: Cost Center Name Not Equal To DoNotReport; Billing Period Equal To 201601All Meter CodesAll Group Names

elpaso

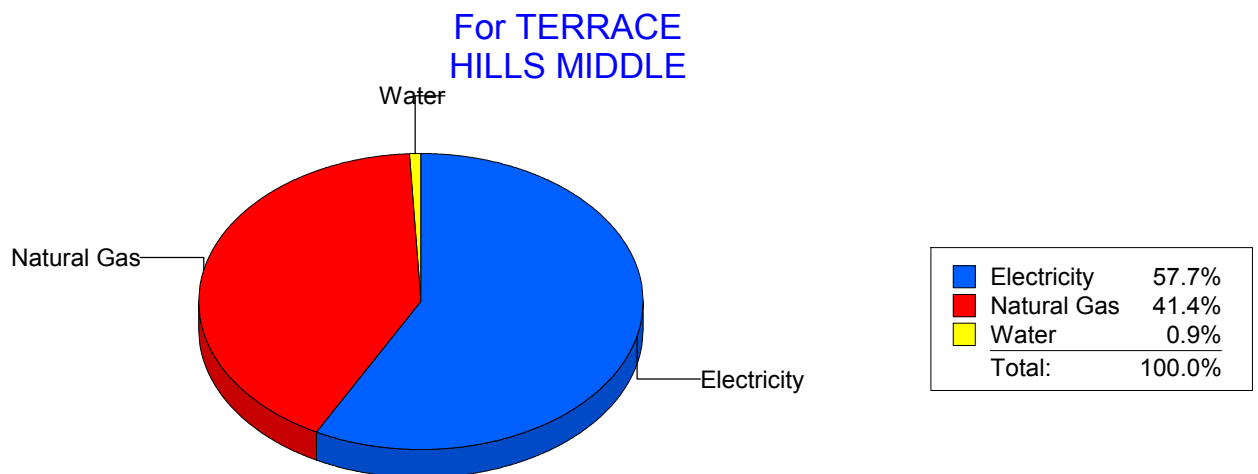
Energy CAP

Cost Avoidance Program

Cost Summary Graph

Grouped by Energy Type

Energy Type	Use	Units	Meter Cost	Special Charges	Total Cost	Avg Unit Cost	% of Total Cost
Site: TERRACE HILLS MIDDLE - TERRACE HILLS MIDDLE							
Electricity	27,300	KWH	\$2,795.48	\$0.00	\$2,795.48	0.1024	57.72%
Natural Gas	3,509	CCF	\$2,004.97	\$0.00	\$2,004.97	0.5714	41.40%
Water	0	CCF	\$42.47	\$0.00	\$42.47	0.0000	0.88%
Total Cost:			\$4,842.92	\$0.00	\$4,842.92		



Filters: Cost Center Name Not Equal To DoNotReport; Billing Period Equal To 201601All Meter CodesAll Group Names

elpaso

Energy CAP

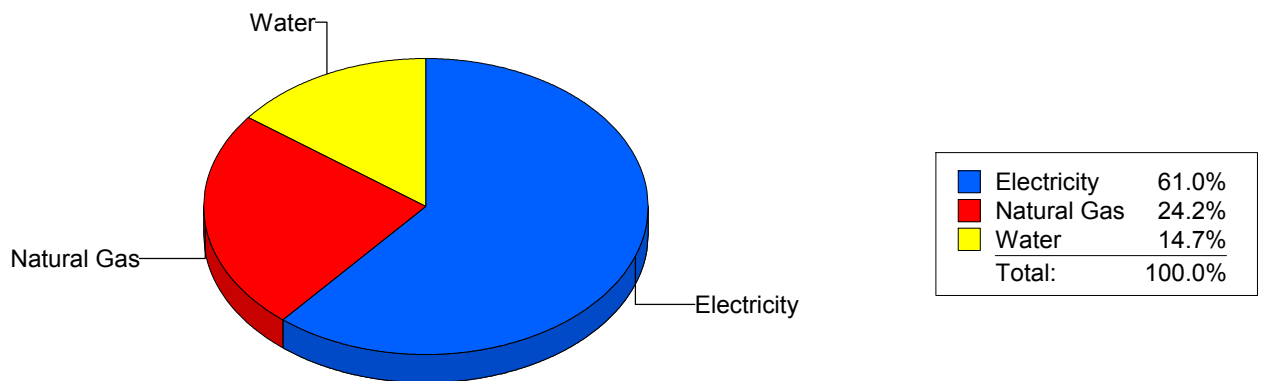
Cost Avoidance Program

Cost Summary Graph

Grouped by Energy Type

Energy Type	Use	Units	Meter Cost	Special Charges	Total Cost	Avg Unit Cost	% of Total Cost
Site: TIPPIN - TIPPIN ELEMENTARY							
Electricity	53,880	KWH	\$5,520.02	\$0.00	\$5,520.02	0.1025	61.03%
Natural Gas	4,136	CCF	\$2,193.41	\$0.00	\$2,193.41	0.5303	24.25%
Water	294	CCF	\$1,331.62	\$0.00	\$1,331.62	4.5293	14.72%
Total Cost:			\$9,045.05	\$0.00	\$9,045.05		

For TIPPIN
ELEMENTARY



Filters: Cost Center Name Not Equal To DoNotReport; Billing Period Equal To 201601All Meter CodesAll Group Names

elpaso

Energy CAP

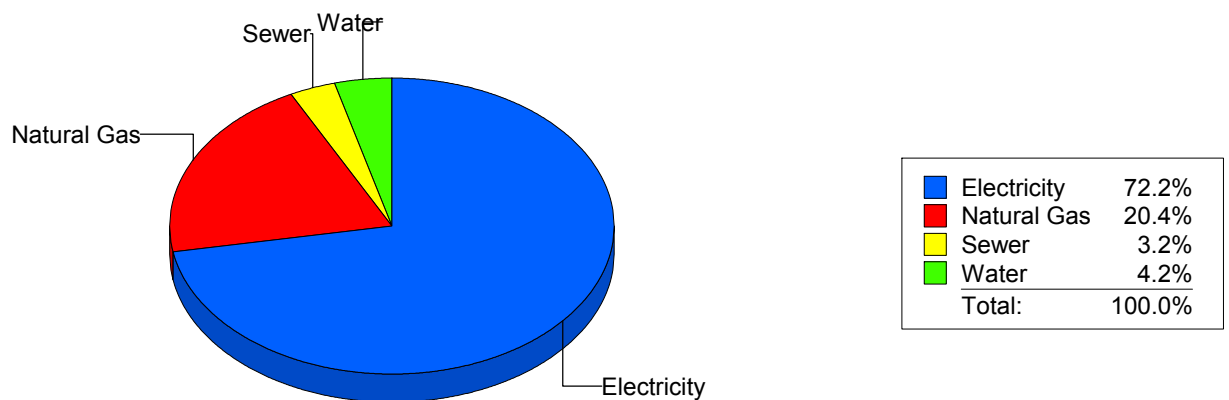
Cost Avoidance Program

Cost Summary Graph

Grouped by Energy Type

Energy Type	Use	Units	Meter Cost	Special Charges	Total Cost	Avg Unit Cost	% of Total Cost
Site: TOMLEA - TOM LEA							
Electricity	70,760	KWH	\$7,081.44	\$0.00	\$7,081.44	0.1001	72.18%
Natural Gas	3,745	CCF	\$2,000.23	\$0.00	\$2,000.23	0.5341	20.39%
Water	115	CCF	\$412.58	\$0.00	\$412.58	3.5877	4.21%
Sewer	105	CCF	\$317.19	\$0.00	\$317.19	3.0209	3.23%
Total Cost:			\$9,811.44	\$0.00	\$9,811.44		

For TOM LEA



Filters: Cost Center Name Not Equal To DoNotReport; Billing Period Equal To 201601All Meter CodesAll Group Names

elpaso

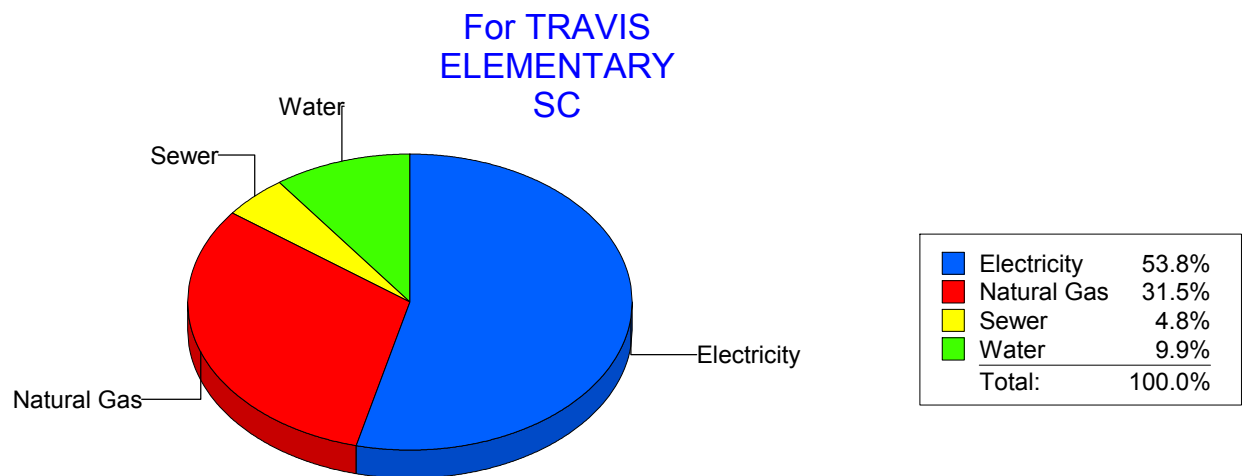
Energy CAP

Cost Avoidance Program

Cost Summary Graph

Grouped by Energy Type

Energy Type	Use	Units	Meter Cost	Special Charges	Total Cost	Avg Unit Cost	% of Total Cost
Site: TRAVIS ELEMENTARY SC - TRAVIS ELEMENTARY SC							
Electricity	24,741	KWH	\$2,453.12	\$0.00	\$2,453.12	0.0992	53.81%
Natural Gas	2,378	CCF	\$1,435.06	\$0.00	\$1,435.06	0.6035	31.48%
Water	105	CCF	\$452.87	\$0.00	\$452.87	4.3130	9.93%
Sewer	61	CCF	\$218.15	\$0.00	\$218.15	3.5762	4.78%
Total Cost:			\$4,559.20	\$0.00	\$4,559.20		



Filters: Cost Center Name Not Equal To DoNotReport; Billing Period Equal To 201601All Meter CodesAll Group Names

elpaso

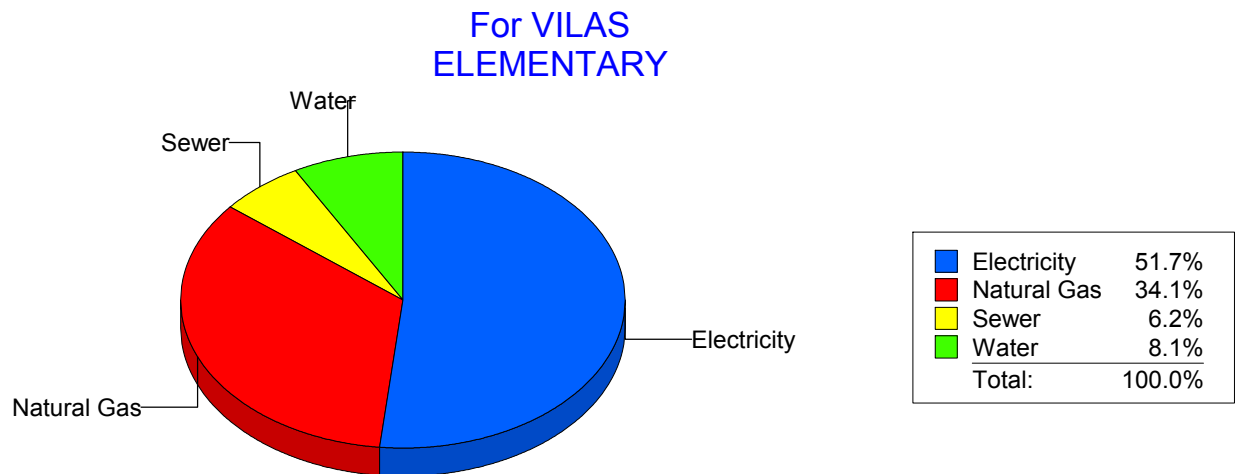
Energy CAP

Cost Avoidance Program

Cost Summary Graph

Grouped by Energy Type

Energy Type	Use	Units	Meter Cost	Special Charges	Total Cost	Avg Unit Cost	% of Total Cost
Site: VILAS ELEMENTARY - VILAS ELEMENTARY							
Electricity	24,566	KWH	\$3,061.93	\$0.00	\$3,061.93	0.1246	51.71%
Natural Gas	3,304	CCF	\$2,017.09	\$0.00	\$2,017.09	0.6105	34.06%
Water	100	CCF	\$476.74	\$0.00	\$476.74	4.7674	8.05%
Sewer	59	CCF	\$365.79	\$0.00	\$365.79	6.1998	6.18%
Total Cost:			\$5,921.55	\$0.00	\$5,921.55		



Filters: Cost Center Name Not Equal To DoNotReport; Billing Period Equal To 201601All Meter CodesAll Group Names

elpaso

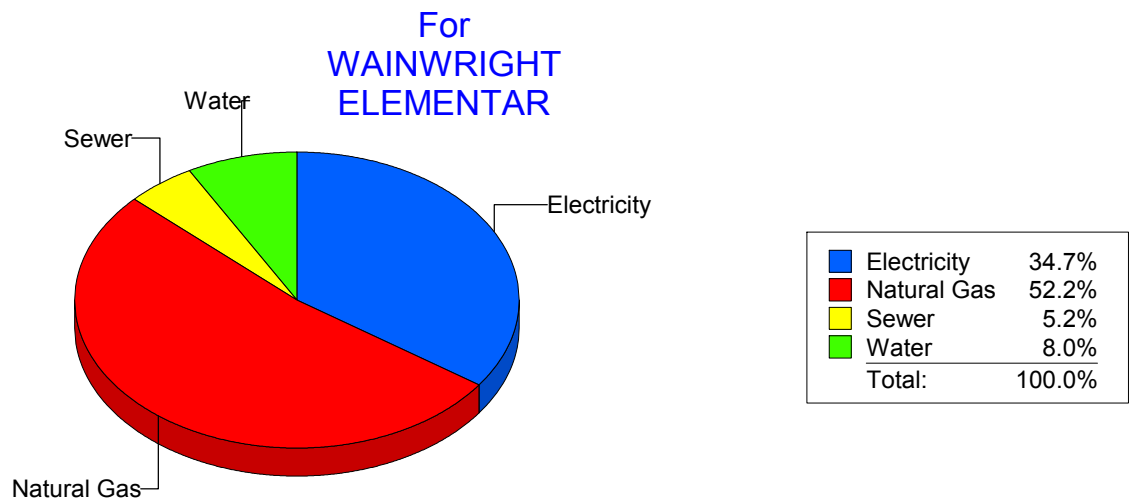
Energy CAP

Cost Avoidance Program

Cost Summary Graph

Grouped by Energy Type

Energy Type	Use	Units	Meter Cost	Special Charges	Total Cost	Avg Unit Cost	% of Total Cost
Site: WAINWRIGHT ELEMENTAR - WAINWRIGHT ELEMENTAR							
Electricity	11,993	KWH	\$1,191.73	\$0.00	\$1,191.73	0.0994	34.66%
Natural Gas	3,091	CCF	\$1,793.82	\$0.00	\$1,793.82	0.5803	52.17%
Water	56	CCF	\$275.43	\$0.00	\$275.43	4.9184	8.01%
Sewer	26	CCF	\$177.68	\$0.00	\$177.68	6.8338	5.17%
Total Cost:			\$3,438.66	\$0.00	\$3,438.66		



Filters: Cost Center Name Not Equal To DoNotReport; Billing Period Equal To 201601All Meter CodesAll Group Names

elpaso

Energy CAP

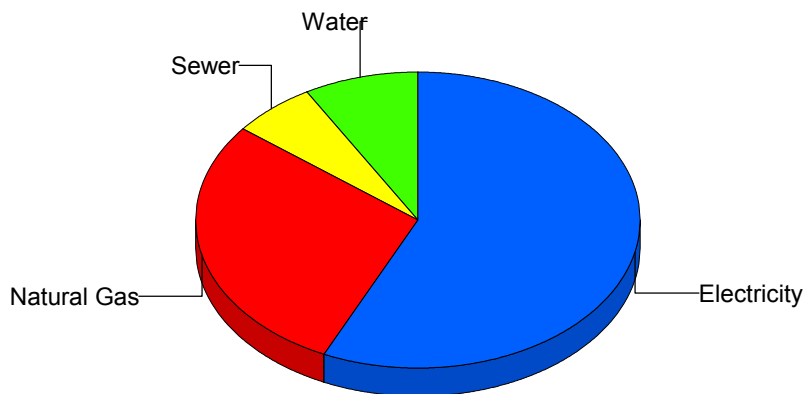
Cost Avoidance Program

Cost Summary Graph

Grouped by Energy Type

Energy Type	Use	Units	Meter Cost	Special Charges	Total Cost	Avg Unit Cost	% of Total Cost
Site: WESTERN HILLS ELEMEN - WESTERN HILLS ELEMEN							
Electricity	31,200	KWH	\$3,188.05	\$0.00	\$3,188.05	0.1022	57.02%
Natural Gas	2,918	CCF	\$1,590.38	\$0.00	\$1,590.38	0.5450	28.45%
Water	167	CCF	\$469.34	\$0.00	\$469.34	2.8104	8.40%
Sewer	64	CCF	\$342.93	\$0.00	\$342.93	5.3583	6.13%
Total Cost:			\$5,590.70	\$0.00	\$5,590.70		

For WESTERN
HILLS ELEMEN



Electricity	57.0%
Natural Gas	28.4%
Sewer	6.1%
Water	8.4%
Total:	100.0%

Filters: Cost Center Name Not Equal To DoNotReport; Billing Period Equal To 201601All Meter CodesAll Group Names

elpaso

Energy CAP

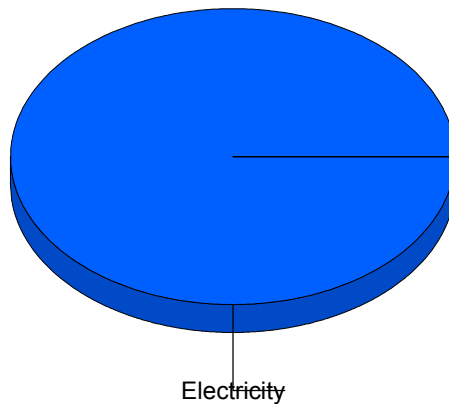
Cost Avoidance Program

Cost Summary Graph

Grouped by Energy Type

Energy Type	Use	Units	Meter Cost	Special Charges	Total Cost	Avg Unit Cost	% of Total Cost
Site: WESTSIDE TRANSPORTAT - WESTSIDE TRANSPORTAT							
Electricity	2,885 KWH		\$327.09	\$0.00	\$327.09	0.1134	100.00%
Total Cost:			\$327.09	\$0.00	\$327.09		

For WESTSIDE
TRANSPORTAT



■ Electricity	100.0%
Total:	100.0%

Filters: Cost Center Name Not Equal To DoNotReport; Billing Period Equal To 201601All Meter CodesAll Group Names

elpaso

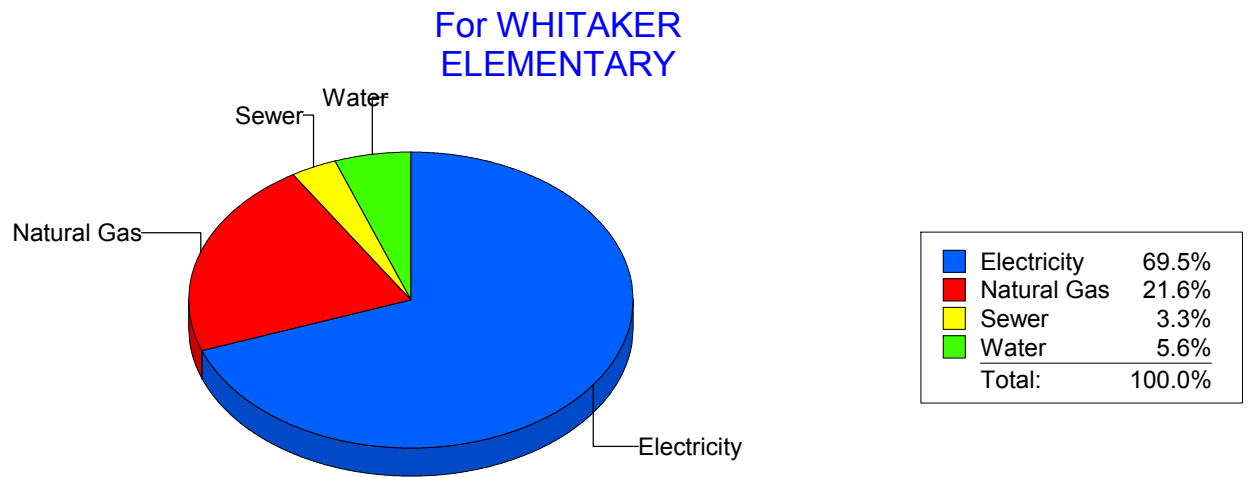
Energy CAP

Cost Avoidance Program

Cost Summary Graph

Grouped by Energy Type

Energy Type	Use	Units	Meter Cost	Special Charges	Total Cost	Avg Unit Cost	% of Total Cost
Site: WHITAKER ELEMENTARY - WHITAKER ELEMENTARY							
Electricity	58,680	KWH	\$6,074.60	\$0.00	\$6,074.60	0.1035	69.47%
Natural Gas	3,528	CCF	\$1,892.92	\$0.00	\$1,892.92	0.5365	21.65%
Water	86	CCF	\$487.90	\$0.00	\$487.90	5.6733	5.58%
Sewer	86	CCF	\$288.88	\$0.00	\$288.88	3.3591	3.30%
Total Cost:			\$8,744.30	\$0.00	\$8,744.30		



Filters: Cost Center Name Not Equal To DoNotReport; Billing Period Equal To 201601All Meter CodesAll Group Names

elpaso

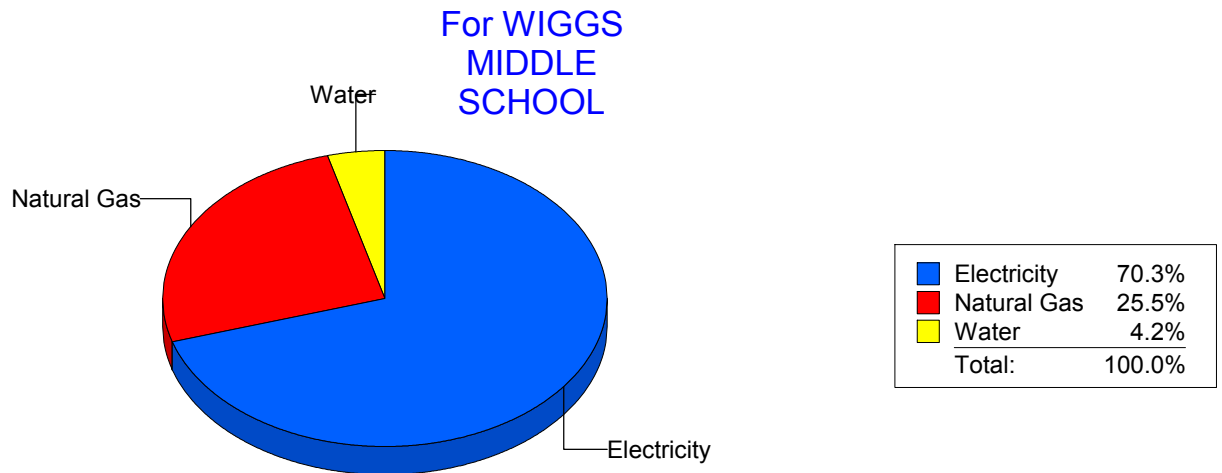
Energy CAP

Cost Avoidance Program

Cost Summary Graph

Grouped by Energy Type

Energy Type	Use	Units	Meter Cost	Special Charges	Total Cost	Avg Unit Cost	% of Total Cost
Site: WIGGS MIDDLE SCHOOL - WIGGS MIDDLE SCHOOL							
Electricity	45,280	KWH	\$5,006.64	\$0.00	\$5,006.64	0.1106	70.31%
Natural Gas	3,370	CCF	\$1,814.79	\$0.00	\$1,814.79	0.5385	25.49%
Water	35	CCF	\$299.49	\$0.00	\$299.49	8.5569	4.21%
Total Cost:			\$7,120.92	\$0.00	\$7,120.92		



Filters: Cost Center Name Not Equal To DoNotReport; Billing Period Equal To 201601All Meter CodesAll Group Names

elpaso

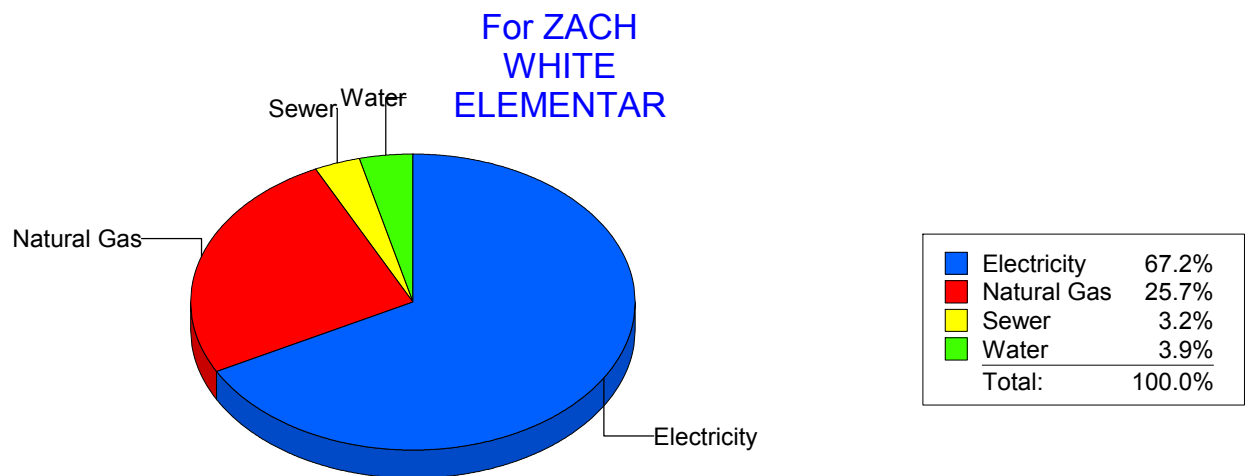
Energy CAP

Cost Avoidance Program

Cost Summary Graph

Grouped by Energy Type

Energy Type	Use	Units	Meter Cost	Special Charges	Total Cost	Avg Unit Cost	% of Total Cost
Site: ZACH WHITE ELEMENTAR - ZACH WHITE ELEMENTAR							
Electricity	41,400	KWH	\$5,230.31	\$0.00	\$5,230.31	0.1263	67.16%
Natural Gas	3,498	CCF	\$1,999.35	\$0.00	\$1,999.35	0.5716	25.67%
Water	37	CCF	\$307.13	\$0.00	\$307.13	8.3008	3.94%
Sewer	75	CCF	\$250.69	\$0.00	\$250.69	3.3425	3.22%
Total Cost:			\$7,787.48	\$0.00	\$7,787.48		



Filters: Cost Center Name Not Equal To DoNotReport; Billing Period Equal To 201601All Meter CodesAll Group Names

elpaso

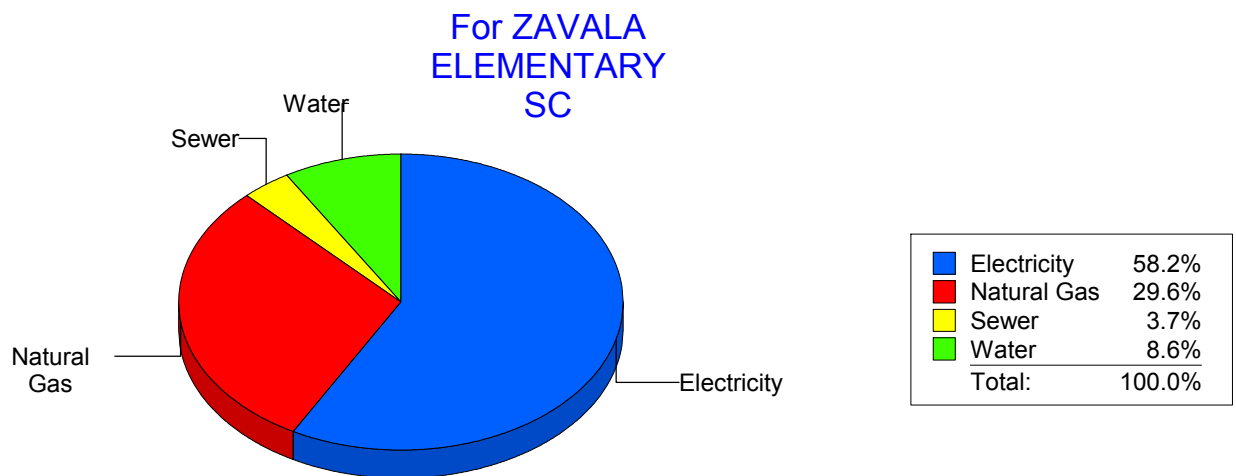
Energy CAP

Cost Avoidance Program

Cost Summary Graph

Grouped by Energy Type

Energy Type	Use	Units	Meter Cost	Special Charges	Total Cost	Avg Unit Cost	% of Total Cost
Site: ZAVALA ELEMENTARY SC - ZAVALA ELEMENTARY SC							
Electricity	23,250	KWH	\$2,073.86	\$0.00	\$2,073.86	0.0892	58.18%
Natural Gas	1,859	CCF	\$1,055.31	\$0.00	\$1,055.31	0.5677	29.61%
Water	41	CCF	\$304.85	\$0.00	\$304.85	7.4354	8.55%
Sewer	41	CCF	\$130.56	\$0.00	\$130.56	3.1844	3.66%
Total Cost:			\$3,564.58	\$0.00	\$3,564.58		



Filters: Cost Center Name Not Equal To DoNotReport; Billing Period Equal To 201601All Meter CodesAll Group Names

elpaso

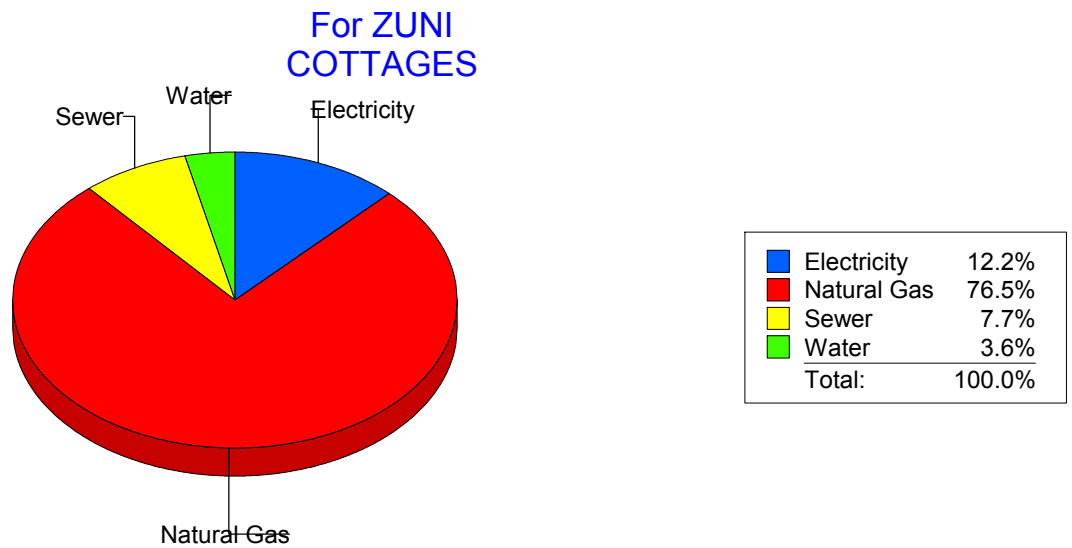
Energy CAP

Cost Avoidance Program

Cost Summary Graph

Grouped by Energy Type

Energy Type	Use	Units	Meter Cost	Special Charges	Total Cost	Avg Unit Cost	% of Total Cost
Site: ZUNI COTTAGES - ZUNI COTTAGES							
Electricity		34 KWH	\$37.60	\$0.00	\$37.60	1.1059	12.20%
Natural Gas		2 CCF	\$235.87	\$0.00	\$235.87	117.9350	76.52%
Water		0 CCF	\$11.18	\$0.00	\$11.18	0.0000	3.63%
Sewer		0 CCF	\$23.60	\$0.00	\$23.60	0.0000	7.66%
Total Cost:			\$308.25	\$0.00	\$308.25		



Filters: Cost Center Name Not Equal To DoNotReport; Billing Period Equal To 201601All Meter CodesAll Group Names

el Paso

Energy CAP

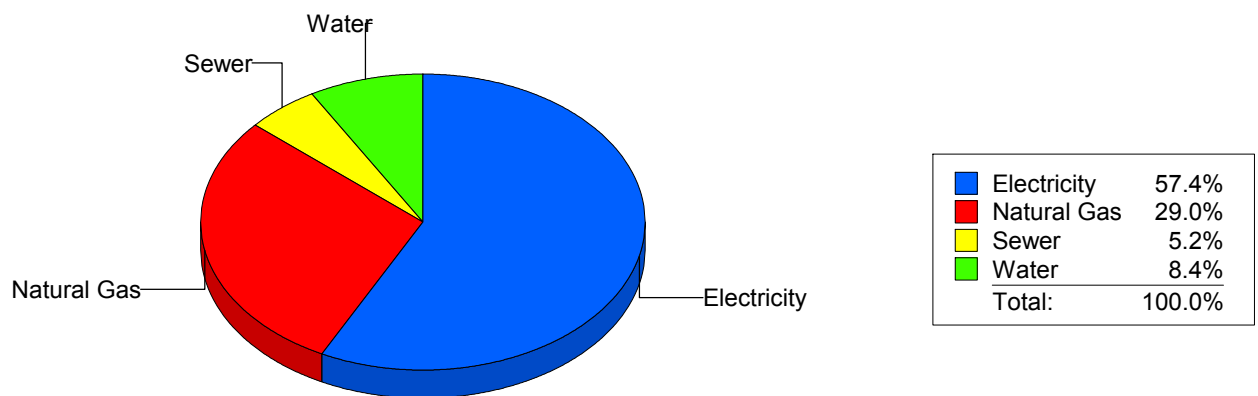
Cost Avoidance Program

Cost Summary Graph

Grouped by Energy Type

Energy Type	Use	Units	Meter Cost	Special Charges	Total Cost	Avg Unit Cost	% of Total Cost
All Sites							
Electricity	4,788,080	KWH	\$474,097.16	\$0.00	\$474,097.16	0.0990	57.43%
Natural Gas	437,583	CCF	\$239,714.13	\$0.00	\$239,714.13	0.5478	29.04%
Water	21,110	CCF	\$69,087.88	\$0.00	\$69,087.88	3.2727	8.37%
Sewer	15,928	CCF	\$42,606.51	\$0.00	\$42,606.51	2.6749	5.16%
Total Cost:			\$825,505.68	\$0.00	\$825,505.68		

For All Sites



Filters: Cost Center Name Not Equal To DoNotReport; Billing Period Equal To 201601All Meter CodesAll Group Names