

el Paso

Energy CAP

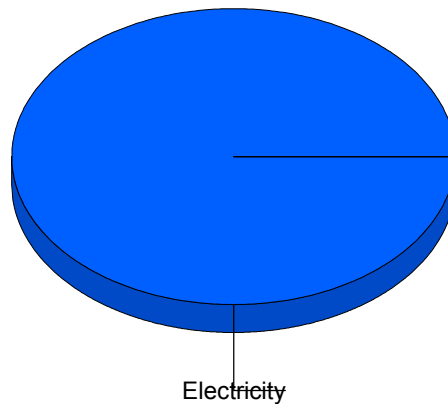
Cost Avoidance Program

Cost Summary Graph

Grouped by Energy Type

Energy Type	Use	Units	Meter Cost	Special Charges	Total Cost	Avg Unit Cost	% of Total Cost
Site: ALAMO ELEMENTARY SCH - ALAMO ELEMENTARY SCH							
Electricity	6,000 KWH		\$494.16	\$0.00	\$494.16	0.0824	100.00%
Total Cost:			\$494.16	\$0.00	\$494.16		

For ALAMO
ELEMENTARY
SCH



■ Electricity	100.0%
Total:	100.0%

Filters: Cost Center Name Not Equal To DoNotReport; Billing Period Equal To 201402All Meter CodesAll Group Names

el Paso

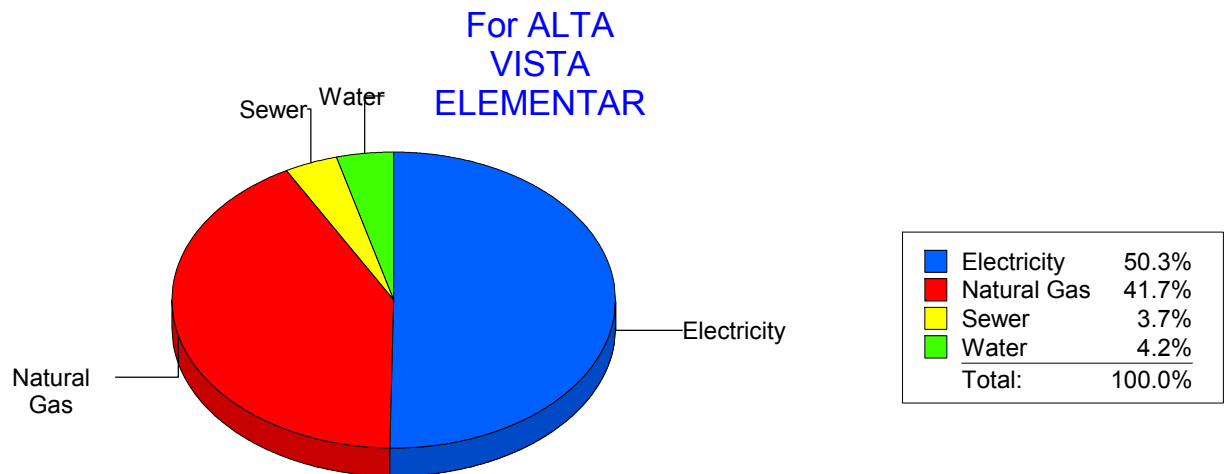
Energy CAP

Cost Avoidance Program

Cost Summary Graph

Grouped by Energy Type

Energy Type	Use	Units	Meter Cost	Special Charges	Total Cost	Avg Unit Cost	% of Total Cost
Site: ALTA VISTA ELEMENTAR - ALTA VISTA ELEMENTAR							
Electricity	28,500	KWH	\$2,832.21	\$0.00	\$2,832.21	0.0994	50.32%
Natural Gas	3,290	CCF	\$2,347.10	\$0.00	\$2,347.10	0.7134	41.70%
Water	109	CCF	\$237.77	\$0.00	\$237.77	2.1814	4.22%
Sewer	104	CCF	\$210.84	\$0.00	\$210.84	2.0273	3.75%
Total Cost:			\$5,627.92	\$0.00	\$5,627.92		



Filters: Cost Center Name Not Equal To DoNotReport; Billing Period Equal To 201402All Meter CodesAll Group Names

elpaso

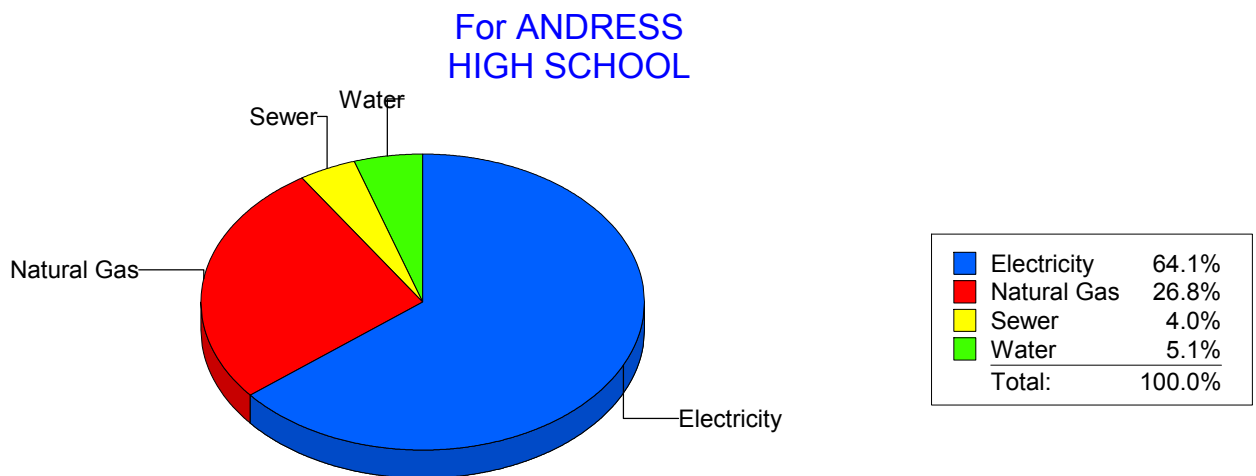
Energy CAP

Cost Avoidance Program

Cost Summary Graph

Grouped by Energy Type

Energy Type	Use	Units	Meter Cost	Special Charges	Total Cost	Avg Unit Cost	% of Total Cost
Site: ANDRESS HIGH SCHOOL - ANDRESS HIGH SCHOOL							
Electricity	166,213	KWH	\$17,006.07	\$0.00	\$17,006.07	0.1023	64.10%
Natural Gas	10,314	CCF	\$7,116.18	\$0.00	\$7,116.18	0.6900	26.82%
Water	785	CCF	\$1,359.99	\$0.00	\$1,359.99	1.7325	5.13%
Sewer	653	CCF	\$1,049.97	\$0.00	\$1,049.97	1.6079	3.96%
Total Cost:			\$26,532.21	\$0.00	\$26,532.21		



Filters: Cost Center Name Not Equal To DoNotReport; Billing Period Equal To 201402All Meter CodesAll Group Names

elpaso

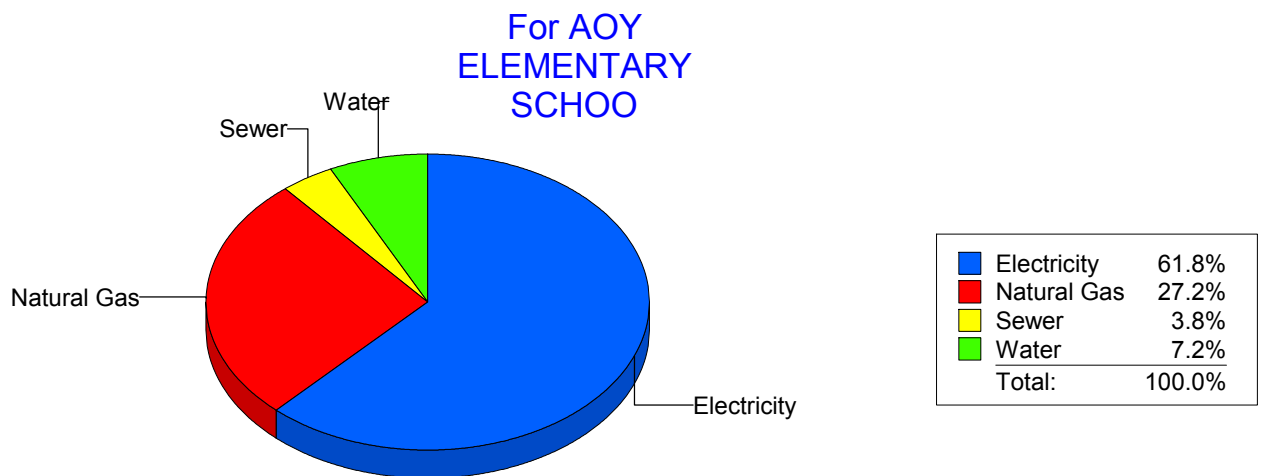
Energy CAP

Cost Avoidance Program

Cost Summary Graph

Grouped by Energy Type

Energy Type	Use	Units	Meter Cost	Special Charges	Total Cost	Avg Unit Cost	% of Total Cost
Site: AOY ELEMENTARY SCHOO - AOY ELEMENTARY SCHOO							
Electricity	63,400	KWH	\$6,746.67	\$0.00	\$6,746.67	0.1064	61.83%
Natural Gas	4,211	CCF	\$2,963.56	\$0.00	\$2,963.56	0.7038	27.16%
Water	211	CCF	\$783.51	\$0.00	\$783.51	3.7133	7.18%
Sewer	98	CCF	\$417.98	\$0.00	\$417.98	4.2651	3.83%
Total Cost:			\$10,911.72	\$0.00	\$10,911.72		



Filters: Cost Center Name Not Equal To DoNotReport; Billing Period Equal To 201402All Meter CodesAll Group Names

elpaso

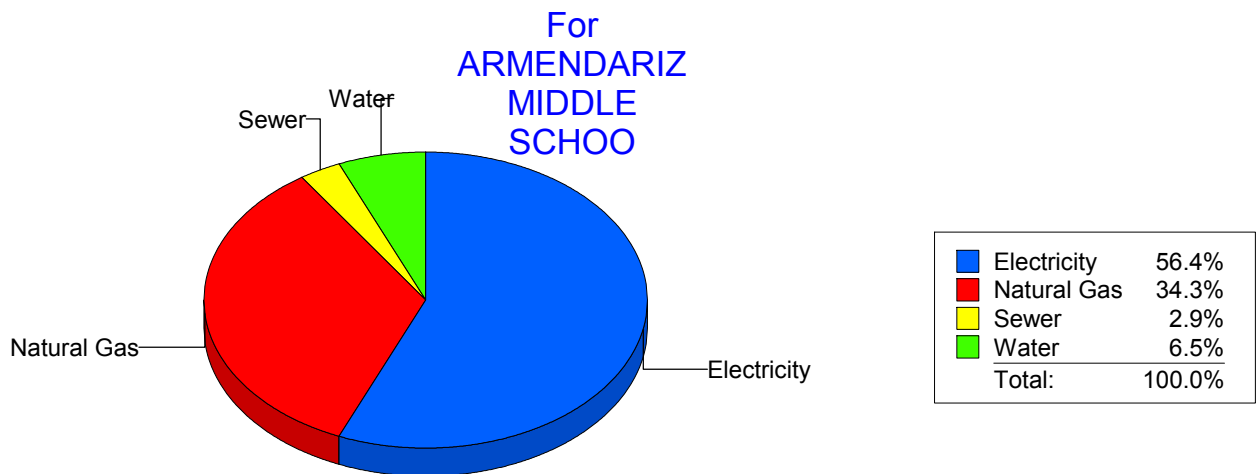
Energy CAP

Cost Avoidance Program

Cost Summary Graph

Grouped by Energy Type

Energy Type	Use	Units	Meter Cost	Special Charges	Total Cost	Avg Unit Cost	% of Total Cost
Site: ARMENDARIZ MIDDLE SCHOO - ARMENDARIZ MIDDLE SCHOO							
Electricity	90,500	KWH	\$8,646.99	\$0.00	\$8,646.99	0.0955	56.40%
Natural Gas	7,703	CCF	\$5,252.48	\$0.00	\$5,252.48	0.6819	34.26%
Water	391	CCF	\$990.66	\$0.00	\$990.66	2.5337	6.46%
Sewer	154	CCF	\$441.75	\$0.00	\$441.75	2.8685	2.88%
Total Cost:			\$15,331.88	\$0.00	\$15,331.88		



Filters: Cost Center Name Not Equal To DoNotReport; Billing Period Equal To 201402All Meter CodesAll Group Names

elpaso

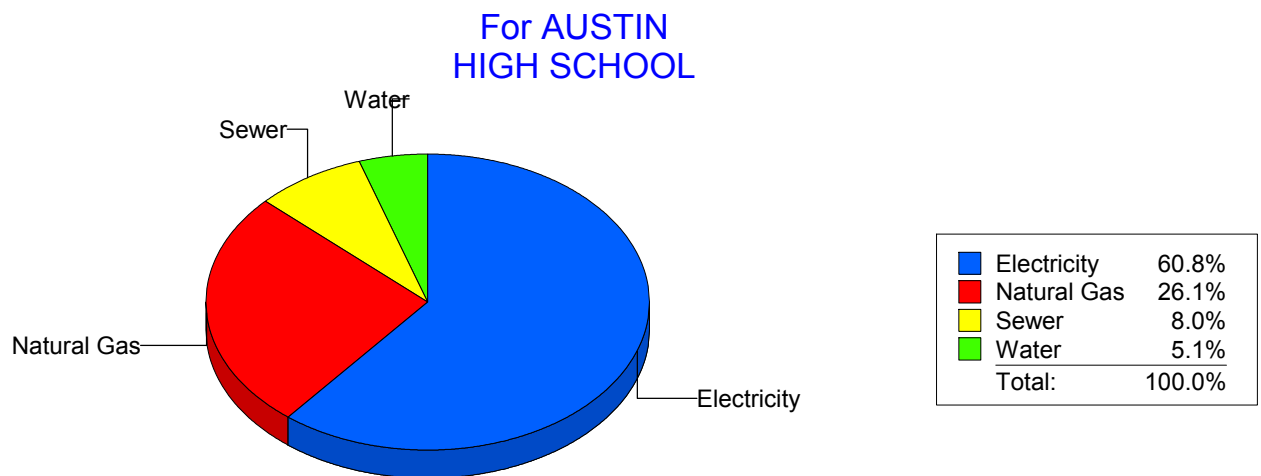
Energy CAP

Cost Avoidance Program

Cost Summary Graph

Grouped by Energy Type

Energy Type	Use	Units	Meter Cost	Special Charges	Total Cost	Avg Unit Cost	% of Total Cost
Site: AUSTIN HIGH SCHOOL - AUSTIN HIGH SCHOOL							
Electricity	148,245	KWH	\$14,814.16	\$0.00	\$14,814.16	0.0999	60.76%
Natural Gas	9,144	CCF	\$6,364.03	\$0.00	\$6,364.03	0.6960	26.10%
Water	428	CCF	\$1,245.24	\$0.00	\$1,245.24	2.9094	5.11%
Sewer	988	CCF	\$1,956.54	\$0.00	\$1,956.54	1.9803	8.03%
Total Cost:			\$24,379.97	\$0.00	\$24,379.97		



Filters: Cost Center Name Not Equal To DoNotReport; Billing Period Equal To 201402All Meter CodesAll Group Names

elpaso

Energy CAP

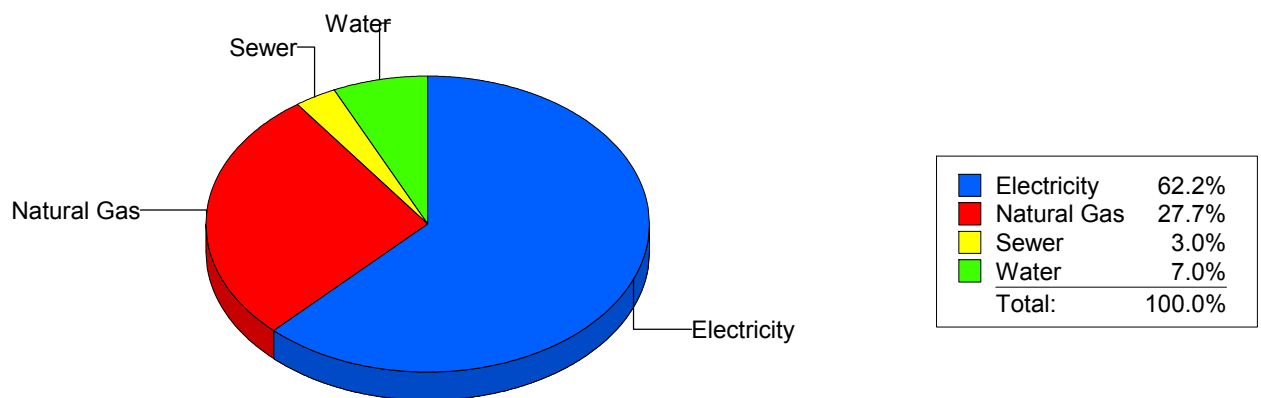
Cost Avoidance Program

Cost Summary Graph

Grouped by Energy Type

Energy Type	Use	Units	Meter Cost	Special Charges	Total Cost	Avg Unit Cost	% of Total Cost
Site: BARRON - BARRON							
Electricity	67,897	KWH	\$6,910.21	\$0.00	\$6,910.21	0.1018	62.22%
Natural Gas	4,372	CCF	\$3,079.04	\$0.00	\$3,079.04	0.7043	27.73%
Water	140	CCF	\$777.62	\$0.00	\$777.62	5.5544	7.00%
Sewer	61	CCF	\$338.55	\$0.00	\$338.55	5.5500	3.05%
Total Cost:			\$11,105.42	\$0.00	\$11,105.42		

For BARRON



Filters: Cost Center Name Not Equal To DoNotReport; Billing Period Equal To 201402All Meter CodesAll Group Names

elpaso

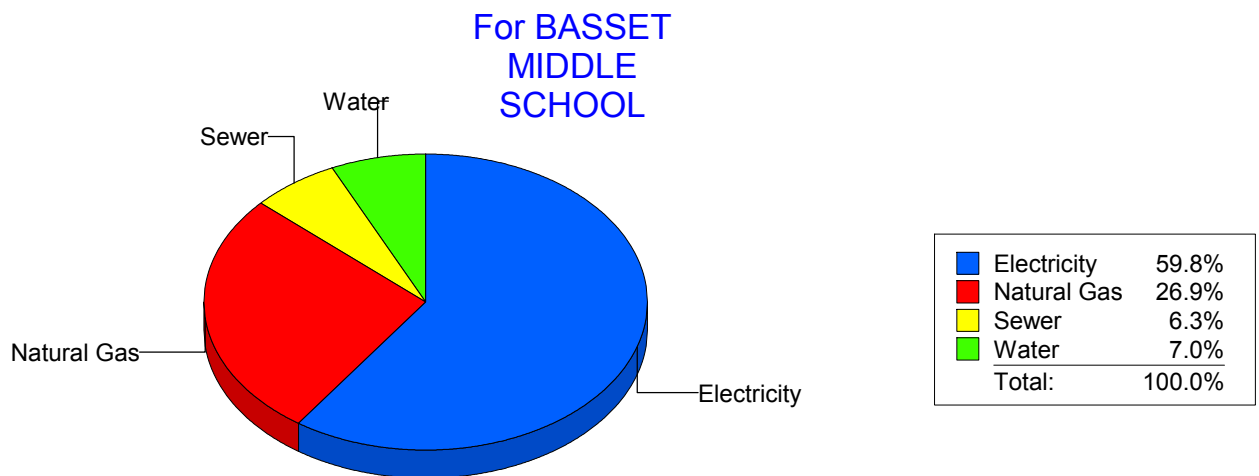
Energy CAP

Cost Avoidance Program

Cost Summary Graph

Grouped by Energy Type

Energy Type	Use	Units	Meter Cost	Special Charges	Total Cost	Avg Unit Cost	% of Total Cost
Site: BASSET MIDDLE SCHOOL - BASSET MIDDLE SCHOOL							
Electricity	74,497	KWH	\$7,340.61	\$0.00	\$7,340.61	0.0985	59.84%
Natural Gas	4,699	CCF	\$3,300.83	\$0.00	\$3,300.83	0.7025	26.91%
Water	377	CCF	\$858.90	\$0.00	\$858.90	2.2782	7.00%
Sewer	448	CCF	\$767.07	\$0.00	\$767.07	1.7122	6.25%
Total Cost:			\$12,267.41	\$0.00	\$12,267.41		



Filters: Cost Center Name Not Equal To DoNotReport; Billing Period Equal To 201402All Meter CodesAll Group Names

elpaso

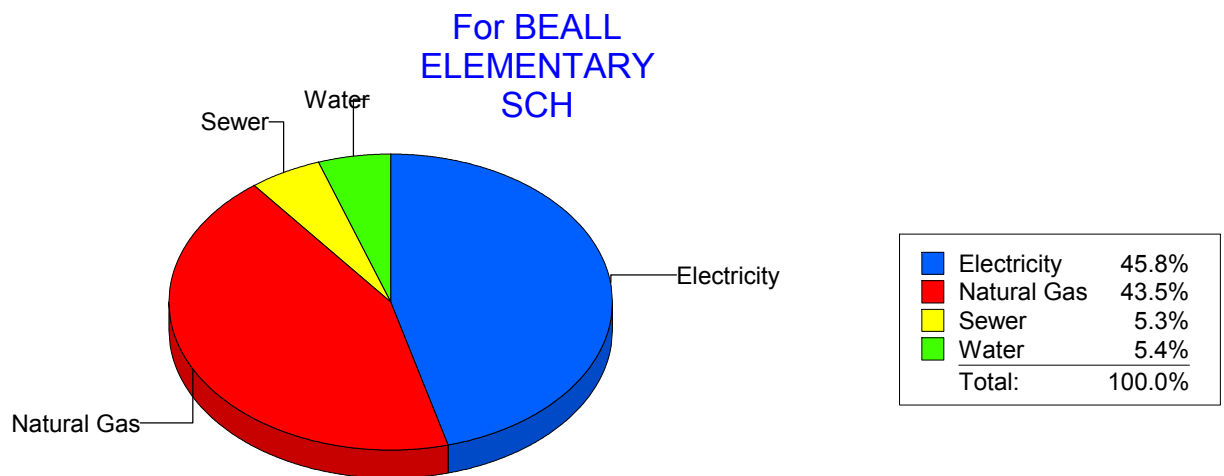
Energy CAP

Cost Avoidance Program

Cost Summary Graph

Grouped by Energy Type

Energy Type	Use	Units	Meter Cost	Special Charges	Total Cost	Avg Unit Cost	% of Total Cost
Site: BEALL ELEMENTARY SCH - BEALL ELEMENTARY SCH							
Electricity	28,502	KWH	\$2,626.58	\$0.00	\$2,626.58	0.0922	45.81%
Natural Gas	3,496	CCF	\$2,495.42	\$0.00	\$2,495.42	0.7138	43.52%
Water	112	CCF	\$310.11	\$0.00	\$310.11	2.7688	5.41%
Sewer	111	CCF	\$302.01	\$0.00	\$302.01	2.7208	5.27%
Total Cost:			\$5,734.12	\$0.00	\$5,734.12		



Filters: Cost Center Name Not Equal To DoNotReport; Billing Period Equal To 201402All Meter CodesAll Group Names

el paso

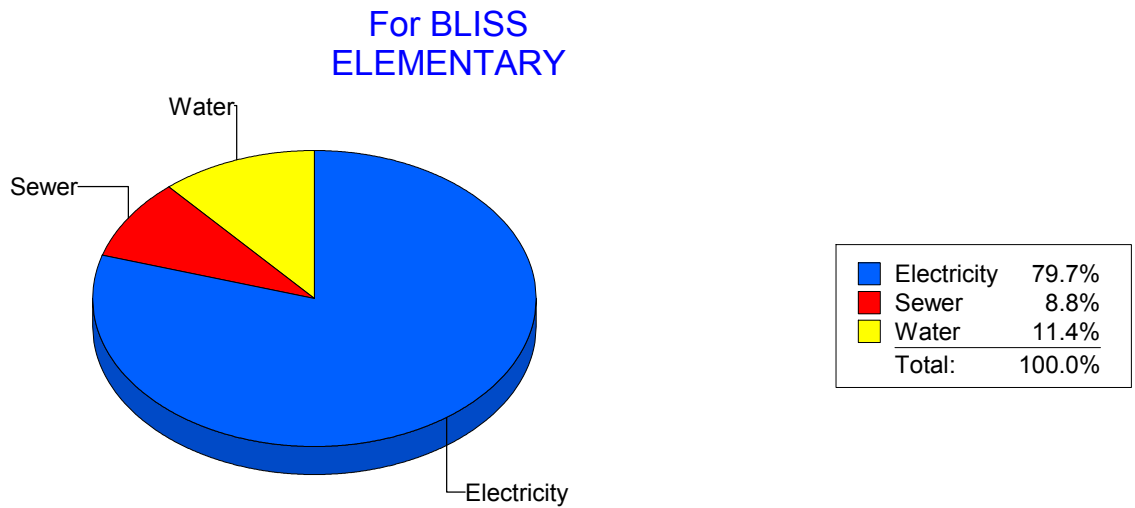
Energy CAP

Cost Avoidance Program

Cost Summary Graph

Grouped by Energy Type

Energy Type	Use	Units	Meter Cost	Special Charges	Total Cost	Avg Unit Cost	% of Total Cost
Site: BLISS ELEMENTARY - BLISS ELEMENTARY							
Electricity	35,594	KWH	\$2,870.58	\$0.00	\$2,870.58	0.0806	79.72%
Water	177	CCF	\$411.51	\$0.00	\$411.51	2.3249	11.43%
Sewer	123	CCF	\$318.57	\$0.00	\$318.57	2.5900	8.85%
Total Cost:			\$3,600.66	\$0.00	\$3,600.66		



Filters: Cost Center Name Not Equal To DoNotReport; Billing Period Equal To 201402All Meter CodesAll Group Names

el Paso

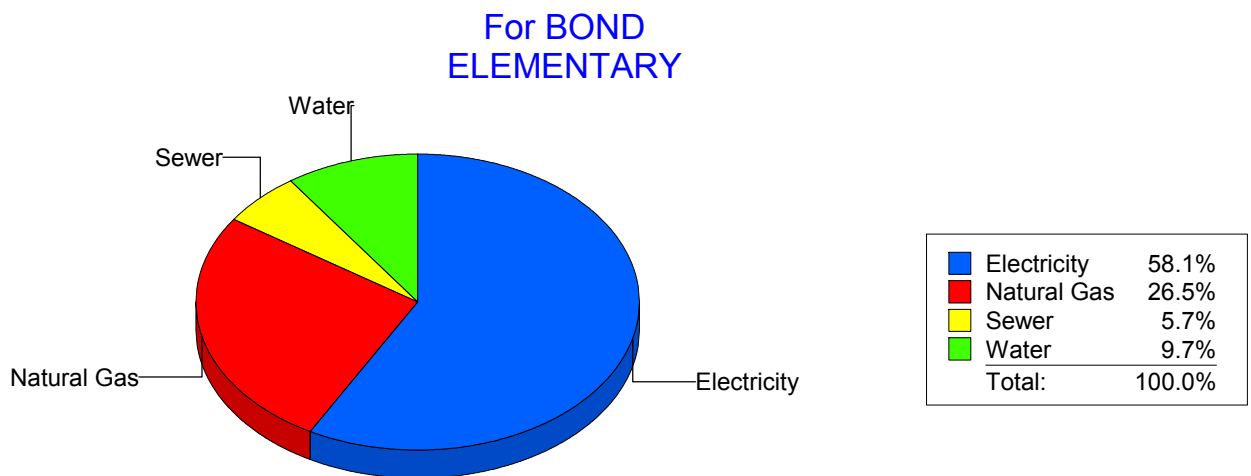
Energy CAP

Cost Avoidance Program

Cost Summary Graph

Grouped by Energy Type

Energy Type	Use	Units	Meter Cost	Special Charges	Total Cost	Avg Unit Cost	% of Total Cost
Site: BOND - BOND ELEMENTARY							
Electricity	30,093	KWH	\$3,410.84	\$0.00	\$3,410.84	0.1133	58.09%
Natural Gas	2,115	CCF	\$1,555.51	\$0.00	\$1,555.51	0.7355	26.49%
Water	173	CCF	\$570.80	\$0.00	\$570.80	3.2994	9.72%
Sewer	86	CCF	\$334.83	\$0.00	\$334.83	3.8934	5.70%
Total Cost:			\$5,871.98	\$0.00	\$5,871.98		



Filters: Cost Center Name Not Equal To DoNotReport; Billing Period Equal To 201402All Meter CodesAll Group Names

elpaso

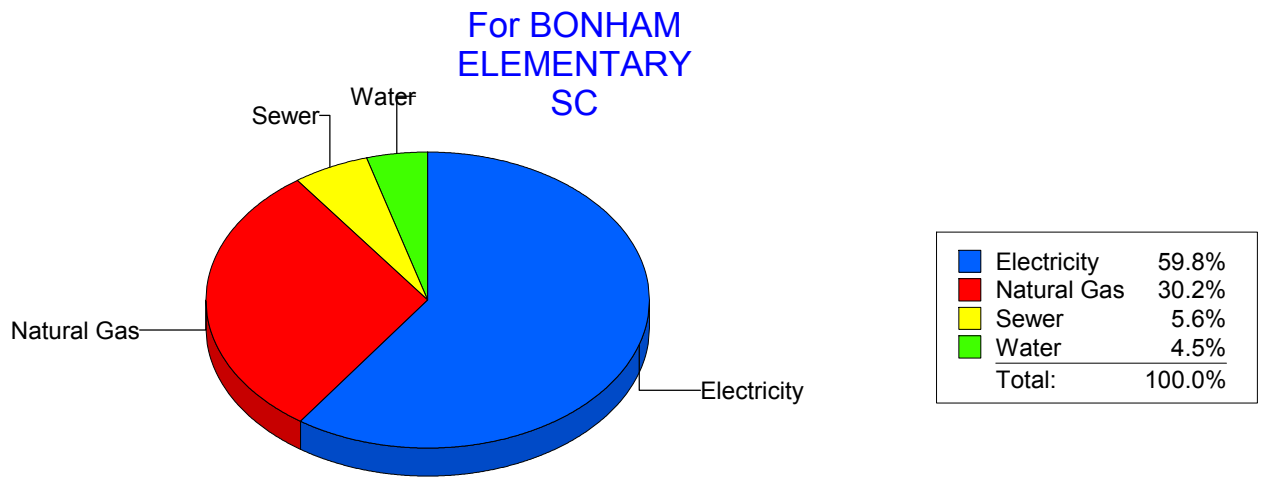
Energy CAP

Cost Avoidance Program

Cost Summary Graph

Grouped by Energy Type

Energy Type	Use	Units	Meter Cost	Special Charges	Total Cost	Avg Unit Cost	% of Total Cost
Site: BONHAM ELEMENTARY SC - BONHAM ELEMENTARY SC							
Electricity	26,992	KWH	\$3,666.91	\$0.00	\$3,666.91	0.1359	59.77%
Natural Gas	2,633	CCF	\$1,850.02	\$0.00	\$1,850.02	0.7026	30.16%
Water	96	CCF	\$274.82	\$0.00	\$274.82	2.8627	4.48%
Sewer	153	CCF	\$342.90	\$0.00	\$342.90	2.2412	5.59%
Total Cost:			\$6,134.65	\$0.00	\$6,134.65		



Filters: Cost Center Name Not Equal To DoNotReport; Billing Period Equal To 201402All Meter CodesAll Group Names

elpaso

Energy CAP

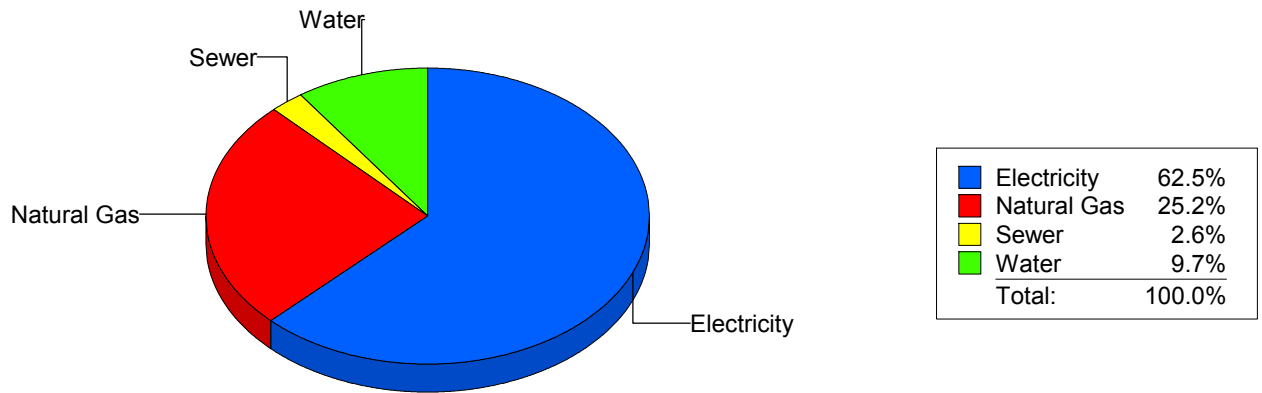
Cost Avoidance Program

Cost Summary Graph

Grouped by Energy Type

Energy Type	Use	Units	Meter Cost	Special Charges	Total Cost	Avg Unit Cost	% of Total Cost
Site: BOWIE HIGH SCHOOL - BOWIE HIGH SCHOOL							
Electricity	243,358	KWH	\$21,773.31	\$0.00	\$21,773.31	0.0895	62.55%
Natural Gas	12,855	CCF	\$8,777.45	\$0.00	\$8,777.45	0.6828	25.22%
Water	1,776	CCF	\$3,360.97	\$0.00	\$3,360.97	1.8924	9.66%
Sewer	328	CCF	\$898.02	\$0.00	\$898.02	2.7379	2.58%
Total Cost:			\$34,809.75	\$0.00	\$34,809.75		

For BOWIE
HIGH SCHOOL



Filters: Cost Center Name Not Equal To DoNotReport; Billing Period Equal To 201402All Meter CodesAll Group Names

elpaso

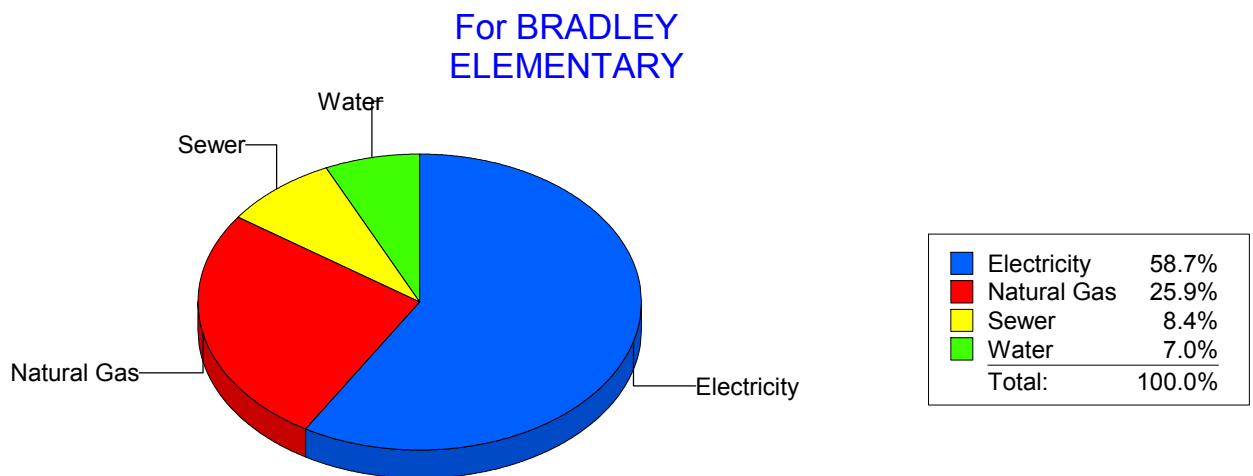
Energy CAP

Cost Avoidance Program

Cost Summary Graph

Grouped by Energy Type

Energy Type	Use	Units	Meter Cost	Special Charges	Total Cost	Avg Unit Cost	% of Total Cost
Site: BRADLEY ELEMENTARY - BRADLEY ELEMENTARY							
Electricity	30,600	KWH	\$2,940.24	\$0.00	\$2,940.24	0.0961	58.73%
Natural Gas	1,818	CCF	\$1,295.35	\$0.00	\$1,295.35	0.7125	25.88%
Water	89	CCF	\$348.09	\$0.00	\$348.09	3.9111	6.95%
Sewer	140	CCF	\$422.43	\$0.00	\$422.43	3.0174	8.44%
Total Cost:			\$5,006.11	\$0.00	\$5,006.11		



Filters: Cost Center Name Not Equal To DoNotReport; Billing Period Equal To 201402All Meter CodesAll Group Names

elpaso

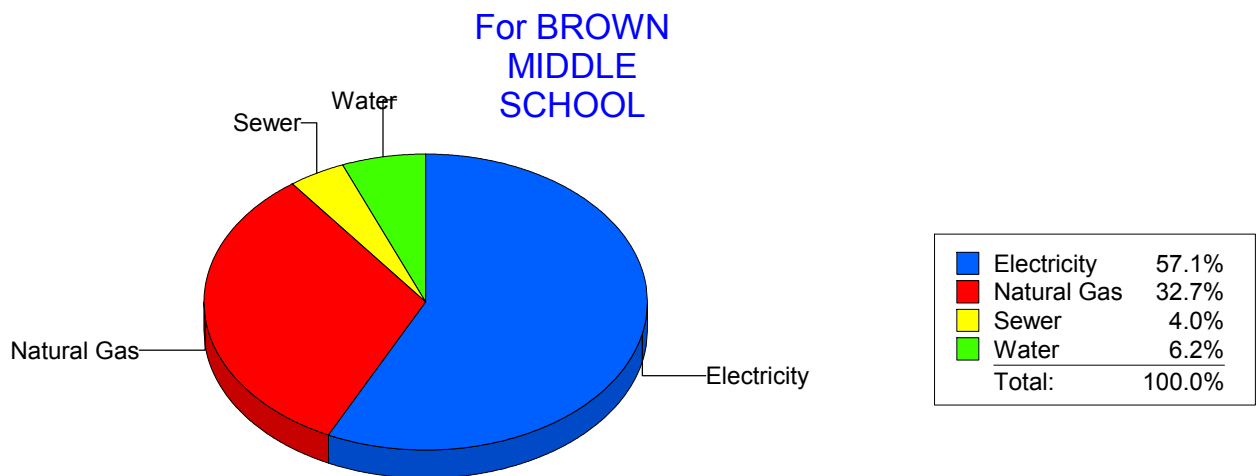
Energy CAP

Cost Avoidance Program

Cost Summary Graph

Grouped by Energy Type

Energy Type	Use	Units	Meter Cost	Special Charges	Total Cost	Avg Unit Cost	% of Total Cost
Site: BROWN MIDDLE SCHOOL - BROWN MIDDLE SCHOOL							
Electricity	105,600	KWH	\$8,868.93	\$0.00	\$8,868.93	0.0840	57.12%
Natural Gas	7,432	CCF	\$5,070.81	\$0.00	\$5,070.81	0.6823	32.66%
Water	456	CCF	\$959.93	\$0.00	\$959.93	2.1051	6.18%
Sewer	288	CCF	\$626.67	\$0.00	\$626.67	2.1759	4.04%
Total Cost:			\$15,526.34	\$0.00	\$15,526.34		



Filters: Cost Center Name Not Equal To DoNotReport; Billing Period Equal To 201402All Meter CodesAll Group Names

elpaso

Energy CAP

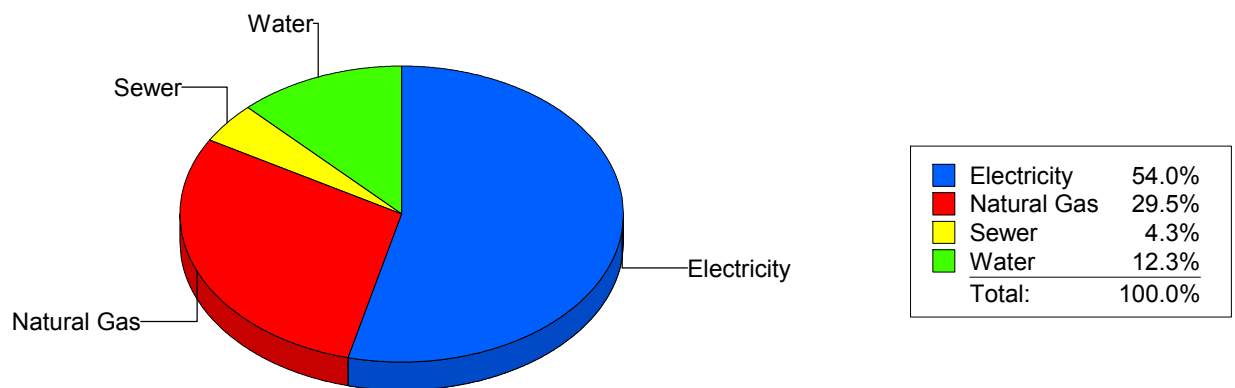
Cost Avoidance Program

Cost Summary Graph

Grouped by Energy Type

Energy Type	Use	Units	Meter Cost	Special Charges	Total Cost	Avg Unit Cost	% of Total Cost
Site: BURGESS HIGH SCHOOL - BURGESS HIGH SCHOOL							
Electricity	113,419	KWH	\$11,330.45	\$0.00	\$11,330.45	0.0999	53.99%
Natural Gas	8,903	CCF	\$6,181.30	\$0.00	\$6,181.30	0.6943	29.45%
Water	788	CCF	\$2,582.74	\$0.00	\$2,582.74	3.2776	12.31%
Sewer	373	CCF	\$892.80	\$0.00	\$892.80	2.3936	4.25%
Total Cost:			\$20,987.29	\$0.00	\$20,987.29		

For BURGESS
HIGH SCHOOL



Filters: Cost Center Name Not Equal To DoNotReport; Billing Period Equal To 201402All Meter CodesAll Group Names

elpaso

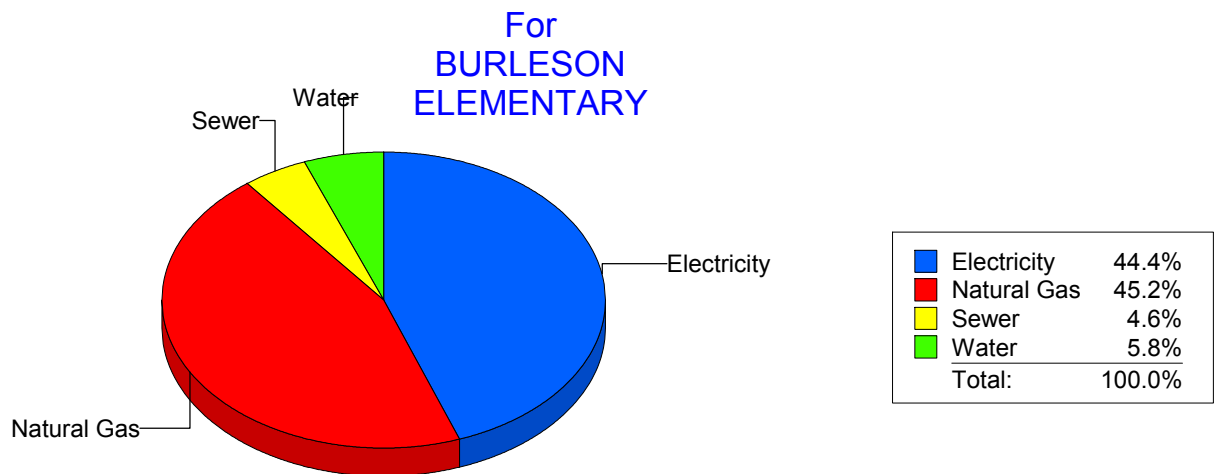
Energy CAP

Cost Avoidance Program

Cost Summary Graph

Grouped by Energy Type

Energy Type	Use	Units	Meter Cost	Special Charges	Total Cost	Avg Unit Cost	% of Total Cost
Site: BURLESON ELEMENTARY - BURLESON ELEMENTARY							
Electricity	25,845	KWH	\$2,499.56	\$0.00	\$2,499.56	0.0967	44.36%
Natural Gas	3,483	CCF	\$2,544.65	\$0.00	\$2,544.65	0.7306	45.16%
Water	131	CCF	\$329.37	\$0.00	\$329.37	2.5143	5.84%
Sewer	92	CCF	\$261.60	\$0.00	\$261.60	2.8435	4.64%
Total Cost:			\$5,635.18	\$0.00	\$5,635.18		



Filters: Cost Center Name Not Equal To DoNotReport; Billing Period Equal To 201402All Meter CodesAll Group Names

elpaso

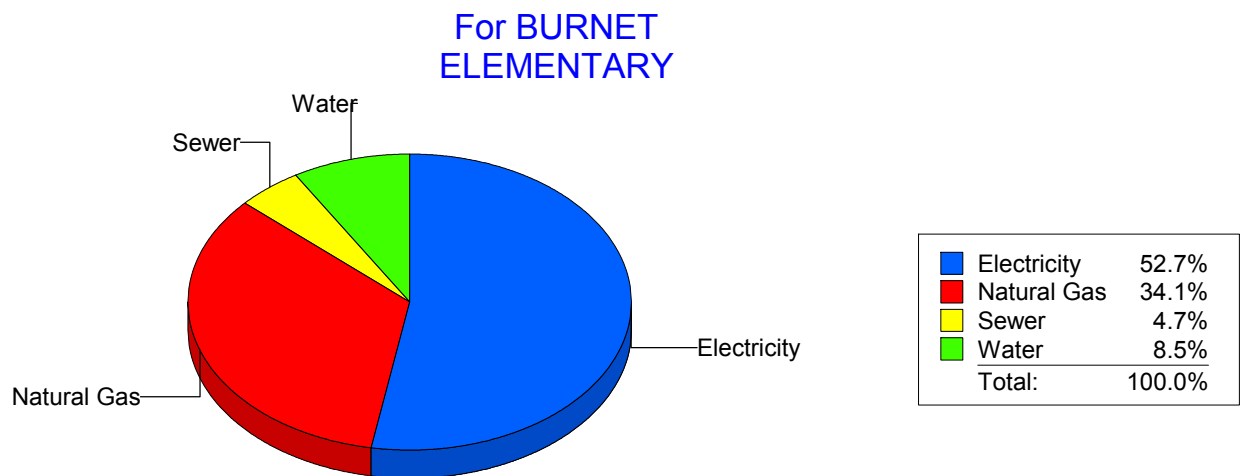
Energy CAP

Cost Avoidance Program

Cost Summary Graph

Grouped by Energy Type

Energy Type	Use	Units	Meter Cost	Special Charges	Total Cost	Avg Unit Cost	% of Total Cost
Site: BURNET ELEMENTARY - BURNET ELEMENTARY							
Electricity	25,796	KWH	\$3,005.28	\$0.00	\$3,005.28	0.1165	52.70%
Natural Gas	2,608	CCF	\$1,944.42	\$0.00	\$1,944.42	0.7456	34.10%
Water	186	CCF	\$487.10	\$0.00	\$487.10	2.6188	8.54%
Sewer	95	CCF	\$265.74	\$0.00	\$265.74	2.7973	4.66%
Total Cost:			\$5,702.54	\$0.00	\$5,702.54		



Filters: Cost Center Name Not Equal To DoNotReport; Billing Period Equal To 201402All Meter CodesAll Group Names

el Paso

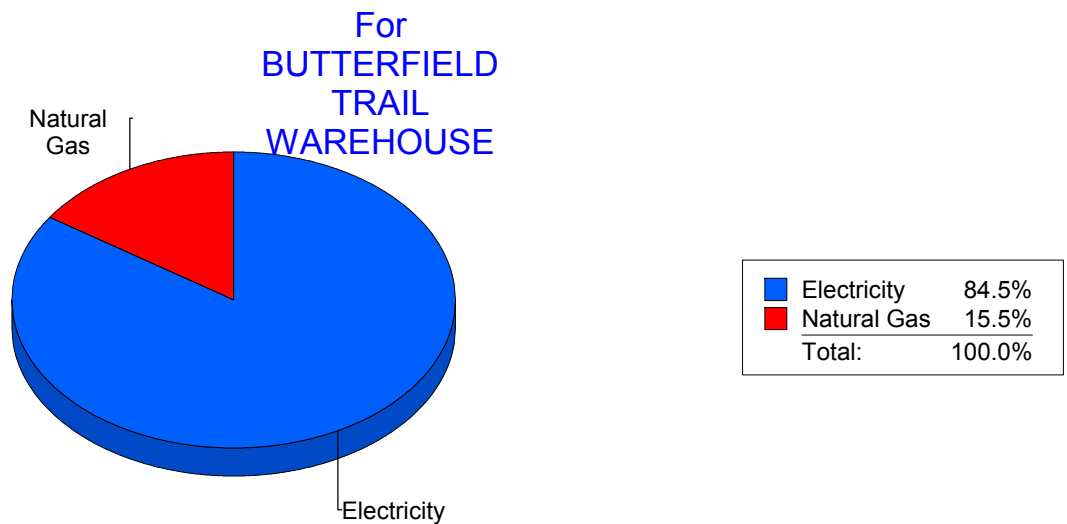
Energy CAP

Cost Avoidance Program

Cost Summary Graph

Grouped by Energy Type

Energy Type	Use	Units	Meter Cost	Special Charges	Total Cost	Avg Unit Cost	% of Total Cost
Site: BUTTERFIELDTRAILWAREHOUSE - BUTTERFIELD TRAIL WAREHOUSE							
Electricity	2,900 KWH		\$332.99	\$0.00	\$332.99	0.1148	84.46%
Natural Gas	3 CCF		\$61.28	\$0.00	\$61.28	20.4267	15.54%
Total Cost:			\$394.27	\$0.00	\$394.27		



Filters: Cost Center Name Not Equal To DoNotReport; Billing Period Equal To 201402All Meter CodesAll Group Names

elpaso

Energy CAP

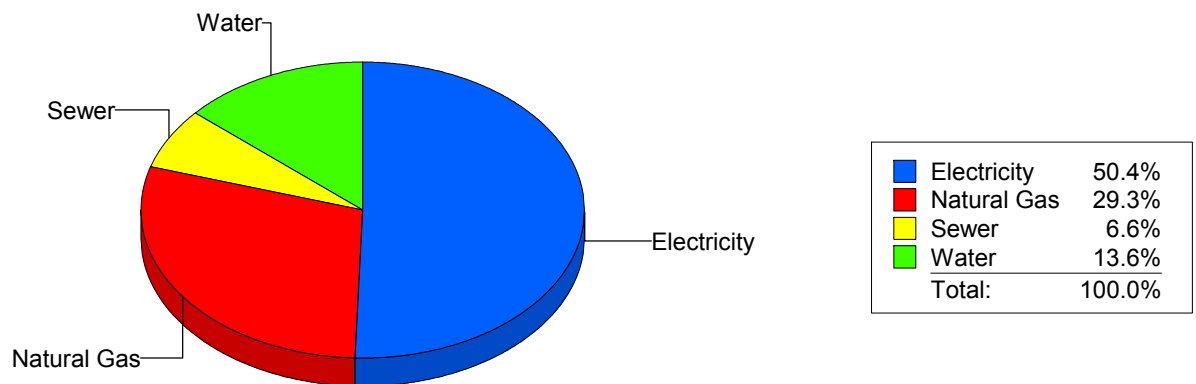
Cost Avoidance Program

Cost Summary Graph

Grouped by Energy Type

Energy Type	Use	Units	Meter Cost	Special Charges	Total Cost	Avg Unit Cost	% of Total Cost
Site: CANYON HILLS MIDDLE - CANYON HILLS MIDDLE							
Electricity	68,320	KWH	\$5,869.66	\$0.00	\$5,869.66	0.0859	50.43%
Natural Gas	4,862	CCF	\$3,415.26	\$0.00	\$3,415.26	0.7024	29.34%
Water	527	CCF	\$1,584.73	\$0.00	\$1,584.73	3.0071	13.62%
Sewer	225	CCF	\$768.96	\$0.00	\$768.96	3.4176	6.61%
Total Cost:			\$11,638.61	\$0.00	\$11,638.61		

For CANYON
HILLS MIDDLE



Filters: Cost Center Name Not Equal To DoNotReport; Billing Period Equal To 201402All Meter CodesAll Group Names

elpaso

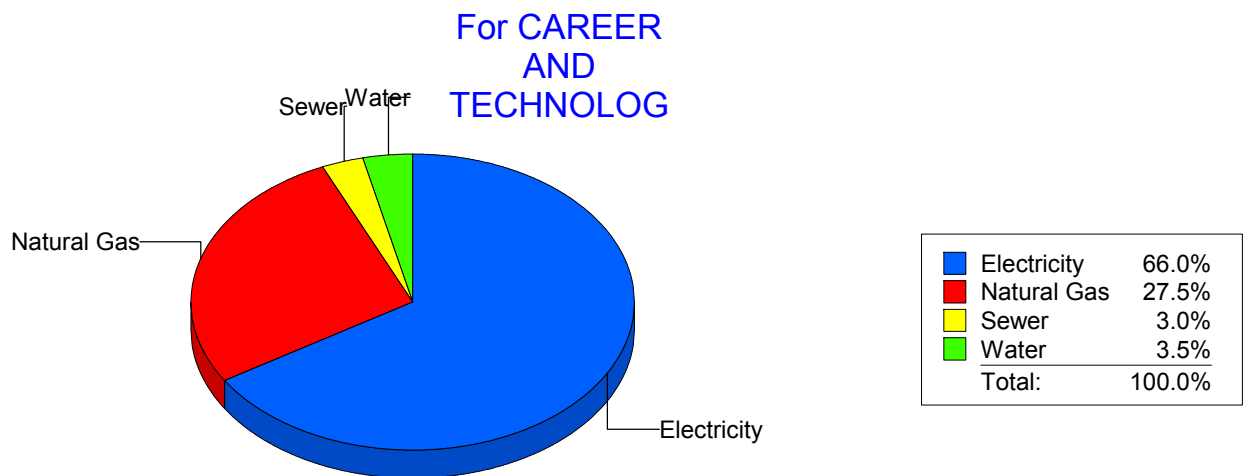
Energy CAP

Cost Avoidance Program

Cost Summary Graph

Grouped by Energy Type

Energy Type	Use	Units	Meter Cost	Special Charges	Total Cost	Avg Unit Cost	% of Total Cost
Site: CAREER AND TECHNOLOG - CAREER AND TECHNOLOG							
Electricity	93,512	KWH	\$8,945.16	\$0.00	\$8,945.16	0.0957	65.99%
Natural Gas	5,424	CCF	\$3,724.73	\$0.00	\$3,724.73	0.6867	27.48%
Water	174	CCF	\$476.19	\$0.00	\$476.19	2.7367	3.51%
Sewer	150	CCF	\$409.34	\$0.00	\$409.34	2.7289	3.02%
Total Cost:			\$13,555.42	\$0.00	\$13,555.42		



Filters: Cost Center Name Not Equal To DoNotReport; Billing Period Equal To 201402All Meter CodesAll Group Names

elpaso

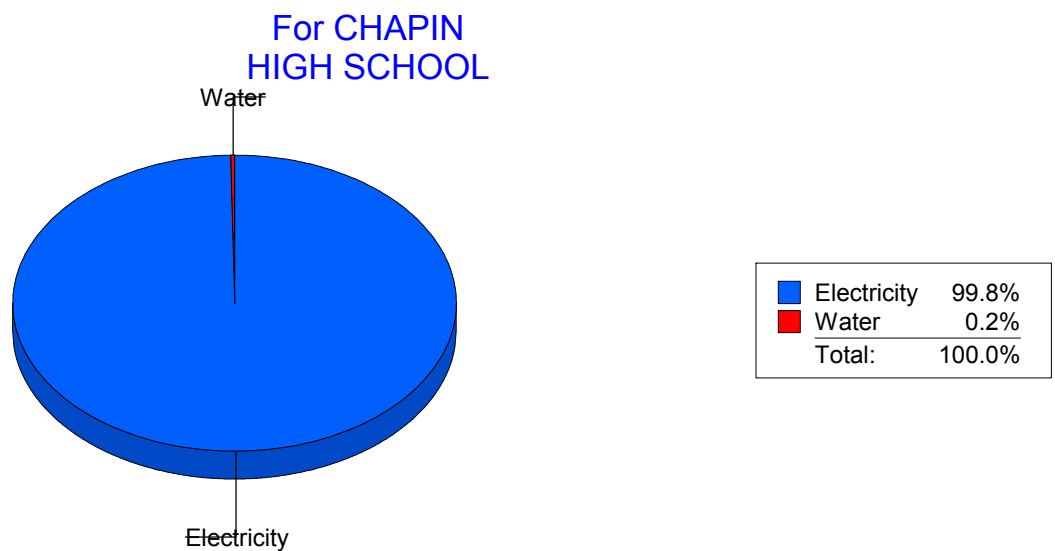
Energy CAP

Cost Avoidance Program

Cost Summary Graph

Grouped by Energy Type

Energy Type	Use	Units	Meter Cost	Special Charges	Total Cost	Avg Unit Cost	% of Total Cost
Site: CHAPIN HIGH SCHOOL - CHAPIN HIGH SCHOOL							
Electricity	264,471	KWH	\$22,289.21	\$0.00	\$22,289.21	0.0843	99.79%
Water	0	CCF	\$47.20	\$0.00	\$47.20	0.0000	0.21%
Total Cost:			\$22,336.41	\$0.00	\$22,336.41		



Filters: Cost Center Name Not Equal To DoNotReport; Billing Period Equal To 201402All Meter CodesAll Group Names

elpaso

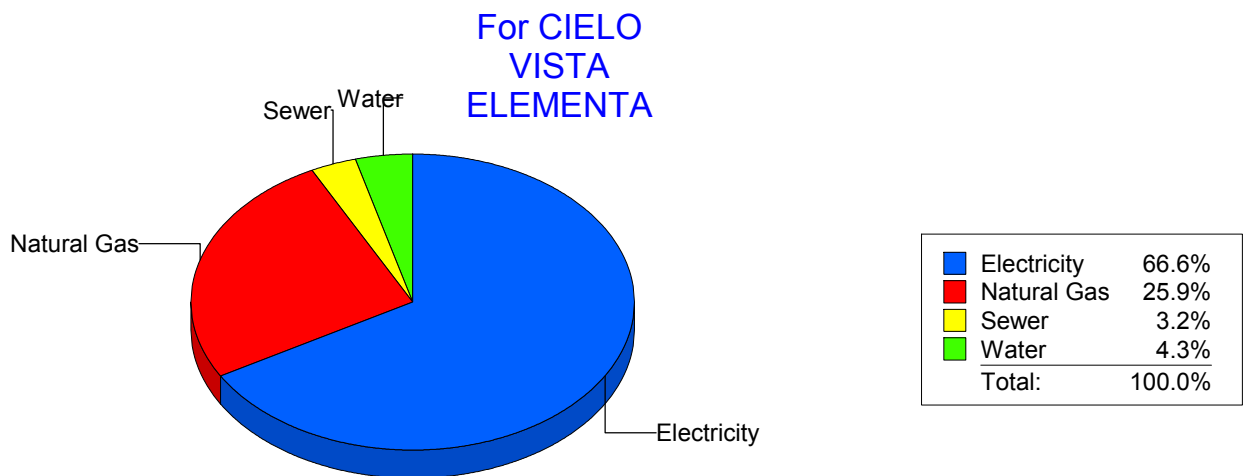
Energy CAP

Cost Avoidance Program

Cost Summary Graph

Grouped by Energy Type

Energy Type	Use	Units	Meter Cost	Special Charges	Total Cost	Avg Unit Cost	% of Total Cost
Site: CIELO VISTA ELEMENTA - CIELO VISTA ELEMENTA							
Electricity	45,280	KWH	\$5,034.35	\$0.00	\$5,034.35	0.1112	66.62%
Natural Gas	2,710	CCF	\$1,959.27	\$0.00	\$1,959.27	0.7230	25.93%
Water	74	CCF	\$321.71	\$0.00	\$321.71	4.3474	4.26%
Sewer	67	CCF	\$241.29	\$0.00	\$241.29	3.6013	3.19%
Total Cost:			\$7,556.62	\$0.00	\$7,556.62		



Filters: Cost Center Name Not Equal To DoNotReport; Billing Period Equal To 201402All Meter CodesAll Group Names

el Paso

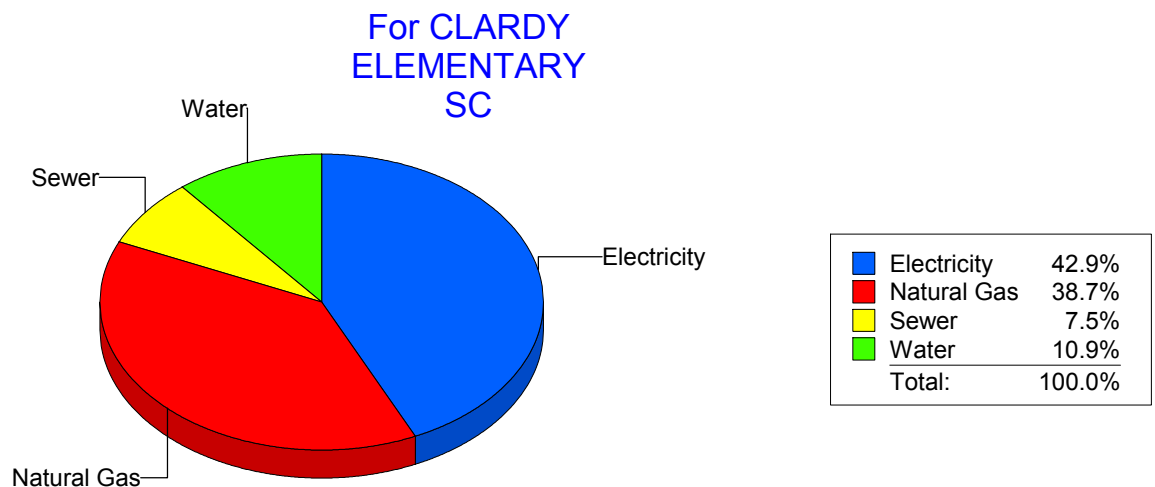
Energy CAP

Cost Avoidance Program

Cost Summary Graph

Grouped by Energy Type

Energy Type	Use	Units	Meter Cost	Special Charges	Total Cost	Avg Unit Cost	% of Total Cost
Site: CLARDY ELEMENTARY SC - CLARDY ELEMENTARY SC							
Electricity	32,132	KWH	\$3,576.23	\$0.00	\$3,576.23	0.1113	42.93%
Natural Gas	4,582	CCF	\$3,221.77	\$0.00	\$3,221.77	0.7031	38.67%
Water	452	CCF	\$908.24	\$0.00	\$908.24	2.0094	10.90%
Sewer	296	CCF	\$624.63	\$0.00	\$624.63	2.1102	7.50%
Total Cost:			\$8,330.87	\$0.00	\$8,330.87		



Filters: Cost Center Name Not Equal To DoNotReport; Billing Period Equal To 201402All Meter CodesAll Group Names

elpaso

Energy CAP

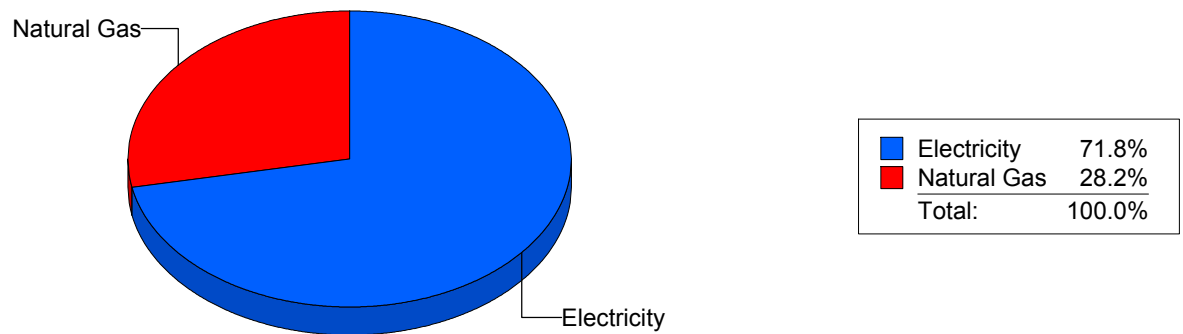
Cost Avoidance Program

Cost Summary Graph

Grouped by Energy Type

Energy Type	Use	Units	Meter Cost	Special Charges	Total Cost	Avg Unit Cost	% of Total Cost
Site: CLENDININ - CLENDININ							
Electricity	45,600	KWH	\$4,983.68	\$0.00	\$4,983.68	0.1093	71.83%
Natural Gas	2,787	CCF	\$1,954.82	\$0.00	\$1,954.82	0.7014	28.17%
Total Cost:			\$6,938.50	\$0.00	\$6,938.50		

For CLENDININ



Filters: Cost Center Name Not Equal To DoNotReport; Billing Period Equal To 201402All Meter CodesAll Group Names

elpaso

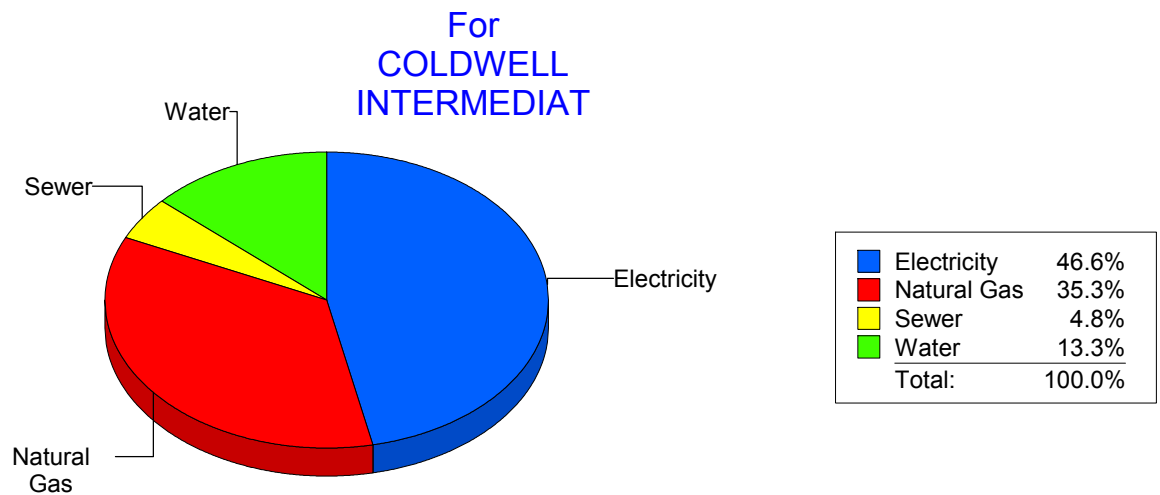
Energy CAP

Cost Avoidance Program

Cost Summary Graph

Grouped by Energy Type

Energy Type	Use	Units	Meter Cost	Special Charges	Total Cost	Avg Unit Cost	% of Total Cost
Site: COLDWELL INTERMEDIAT - COLDWELL INTERMEDIAT							
Electricity	33,292	KWH	\$3,193.63	\$0.00	\$3,193.63	0.0959	46.63%
Natural Gas	3,302	CCF	\$2,417.08	\$0.00	\$2,417.08	0.7320	35.29%
Water	182	CCF	\$907.58	\$0.00	\$907.58	4.9867	13.25%
Sewer	103	CCF	\$330.29	\$0.00	\$330.29	3.2067	4.82%
Total Cost:			\$6,848.58	\$0.00	\$6,848.58		



Filters: Cost Center Name Not Equal To DoNotReport; Billing Period Equal To 201402All Meter CodesAll Group Names

elpaso

Energy CAP

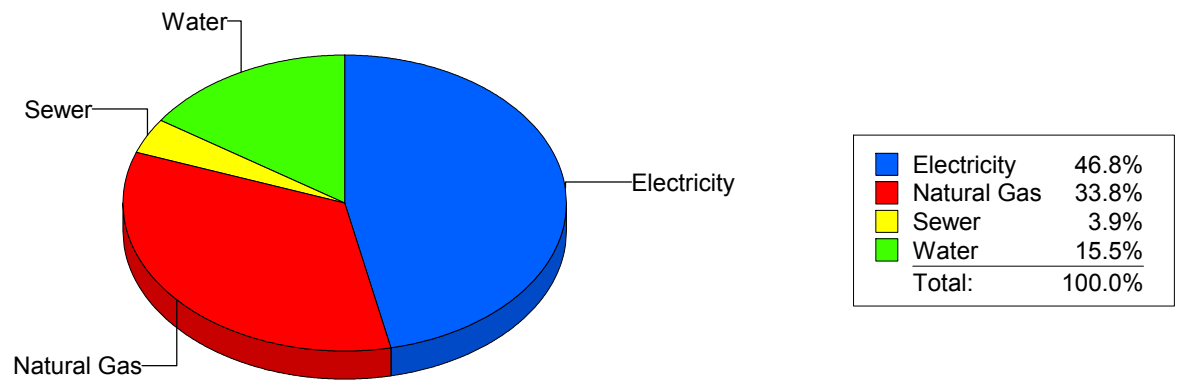
Cost Avoidance Program

Cost Summary Graph

Grouped by Energy Type

Energy Type	Use	Units	Meter Cost	Special Charges	Total Cost	Avg Unit Cost	% of Total Cost
Site: COLLINS ELEMENTARY - COLLINS ELEMENTARY							
Electricity	56,259	KWH	\$5,418.91	\$0.00	\$5,418.91	0.0963	46.75%
Natural Gas	5,621	CCF	\$3,923.12	\$0.00	\$3,923.12	0.6979	33.85%
Water	472	CCF	\$1,794.52	\$0.00	\$1,794.52	3.8019	15.48%
Sewer	221	CCF	\$453.81	\$0.00	\$453.81	2.0534	3.92%
Total Cost:			\$11,590.36	\$0.00	\$11,590.36		

For COLLINS
ELEMENTARY



Filters: Cost Center Name Not Equal To DoNotReport; Billing Period Equal To 201402All Meter CodesAll Group Names

elpaso

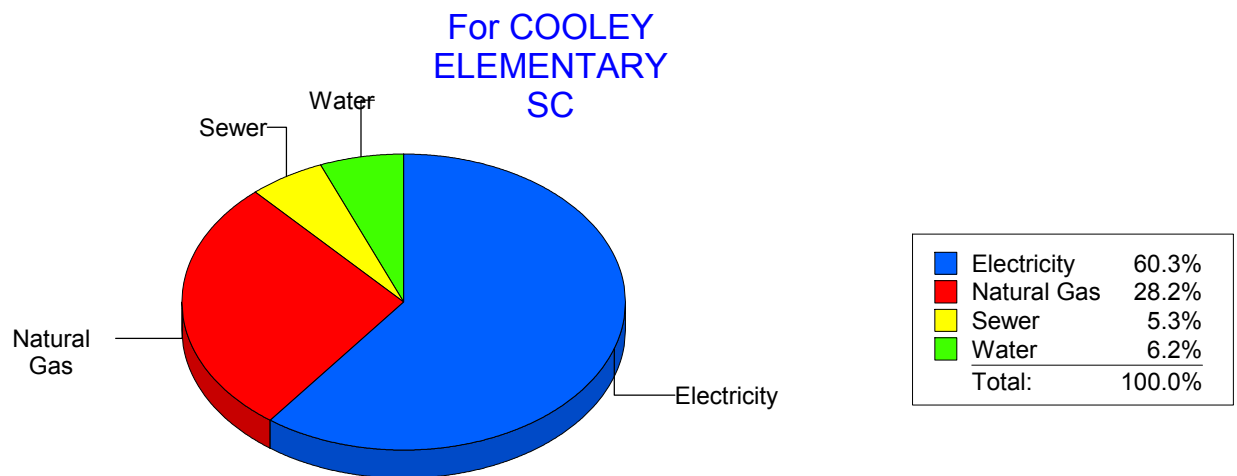
Energy CAP

Cost Avoidance Program

Cost Summary Graph

Grouped by Energy Type

Energy Type	Use	Units	Meter Cost	Special Charges	Total Cost	Avg Unit Cost	% of Total Cost
Site: COOLEY ELEMENTARY SC - COOLEY ELEMENTARY SC							
Electricity	91,600	KWH	\$8,554.46	\$0.00	\$8,554.46	0.0934	60.25%
Natural Gas	5,743	CCF	\$4,003.88	\$0.00	\$4,003.88	0.6972	28.20%
Water	129	CCF	\$881.85	\$0.00	\$881.85	6.8360	6.21%
Sewer	219	CCF	\$757.58	\$0.00	\$757.58	3.4593	5.34%
Total Cost:			\$14,197.77	\$0.00	\$14,197.77		



Filters: Cost Center Name Not Equal To DoNotReport; Billing Period Equal To 201402All Meter CodesAll Group Names

elpaso

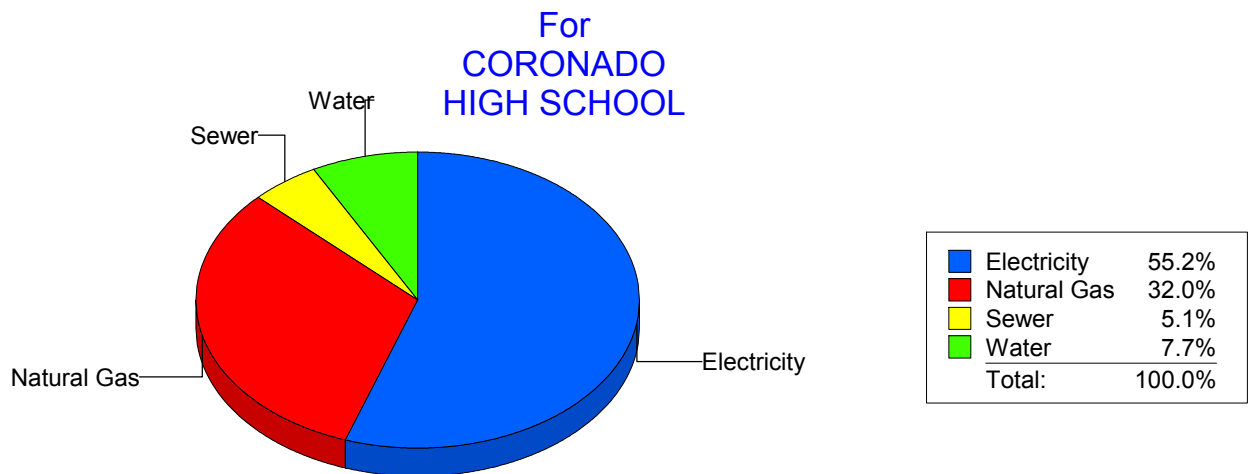
Energy CAP

Cost Avoidance Program

Cost Summary Graph

Grouped by Energy Type

Energy Type	Use	Units	Meter Cost	Special Charges	Total Cost	Avg Unit Cost	% of Total Cost
Site: CORONADO HIGH SCHOOL - CORONADO HIGH SCHOOL							
Electricity	221,422	KWH	\$20,346.23	\$0.00	\$20,346.23	0.0919	55.20%
Natural Gas	17,295	CCF	\$11,795.14	\$0.00	\$11,795.14	0.6820	32.00%
Water	1,788	CCF	\$2,827.29	\$0.00	\$2,827.29	1.5813	7.67%
Sewer	1,141	CCF	\$1,892.99	\$0.00	\$1,892.99	1.6591	5.14%
Total Cost:			\$36,861.65	\$0.00	\$36,861.65		



Filters: Cost Center Name Not Equal To DoNotReport; Billing Period Equal To 201402All Meter CodesAll Group Names

elpaso

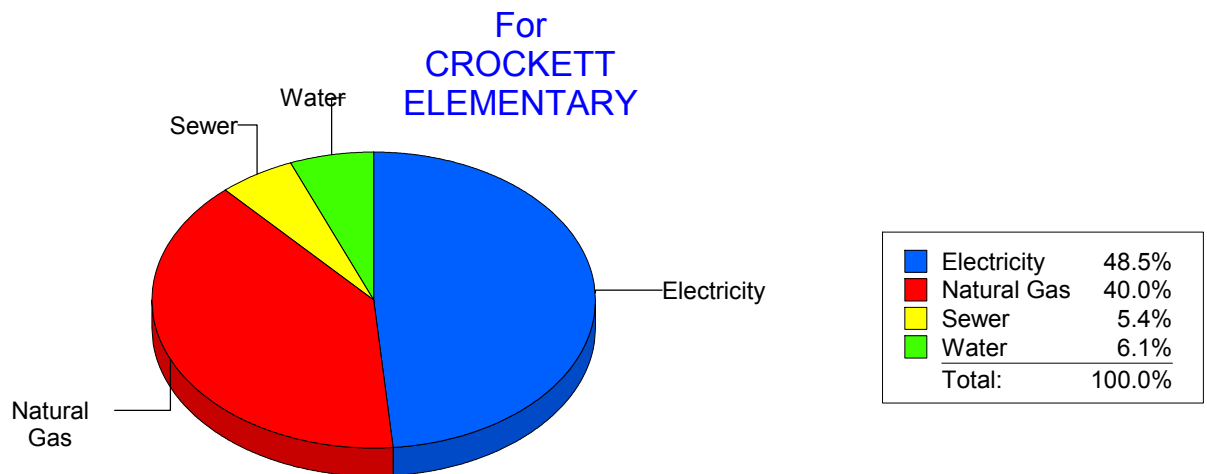
Energy CAP

Cost Avoidance Program

Cost Summary Graph

Grouped by Energy Type

Energy Type	Use	Units	Meter Cost	Special Charges	Total Cost	Avg Unit Cost	% of Total Cost
Site: CROCKETT - CROCKETT ELEMENTARY							
Electricity	29,600	KWH	\$2,828.73	\$0.00	\$2,828.73	0.0956	48.48%
Natural Gas	3,349	CCF	\$2,333.73	\$0.00	\$2,333.73	0.6968	39.99%
Water	113	CCF	\$357.50	\$0.00	\$357.50	3.1637	6.13%
Sewer	131	CCF	\$315.42	\$0.00	\$315.42	2.4078	5.41%
Total Cost:			\$5,835.38	\$0.00	\$5,835.38		



Filters: Cost Center Name Not Equal To DoNotReport; Billing Period Equal To 201402All Meter CodesAll Group Names

elpaso

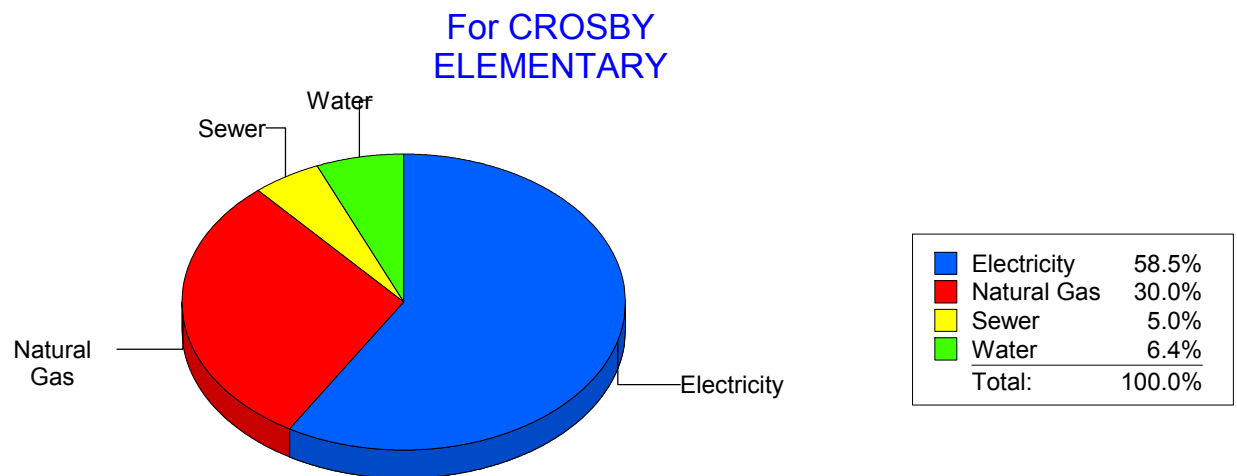
Energy CAP

Cost Avoidance Program

Cost Summary Graph

Grouped by Energy Type

Energy Type	Use	Units	Meter Cost	Special Charges	Total Cost	Avg Unit Cost	% of Total Cost
Site: CROSBY ELEMENTARY - CROSBY ELEMENTARY							
Electricity	34,327	KWH	\$3,274.79	\$0.00	\$3,274.79	0.0954	58.51%
Natural Gas	2,302	CCF	\$1,680.14	\$0.00	\$1,680.14	0.7299	30.02%
Water	144	CCF	\$360.10	\$0.00	\$360.10	2.5007	6.43%
Sewer	107	CCF	\$282.30	\$0.00	\$282.30	2.6383	5.04%
Total Cost:			\$5,597.33	\$0.00	\$5,597.33		



Filters: Cost Center Name Not Equal To DoNotReport; Billing Period Equal To 201402All Meter CodesAll Group Names

elpaso

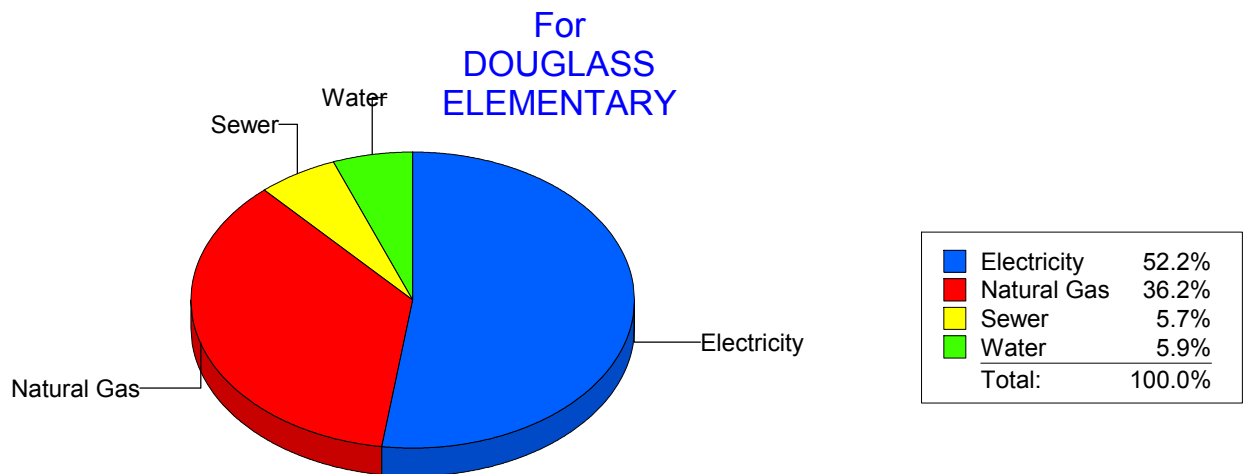
Energy CAP

Cost Avoidance Program

Cost Summary Graph

Grouped by Energy Type

Energy Type	Use	Units	Meter Cost	Special Charges	Total Cost	Avg Unit Cost	% of Total Cost
Site: DOUGLASS ELEMENTARY - DOUGLASS ELEMENTARY							
Electricity	39,420	KWH	\$3,470.62	\$0.00	\$3,470.62	0.0880	52.19%
Natural Gas	3,379	CCF	\$2,408.76	\$0.00	\$2,408.76	0.7129	36.22%
Water	146	CCF	\$389.07	\$0.00	\$389.07	2.6649	5.85%
Sewer	142	CCF	\$381.63	\$0.00	\$381.63	2.6875	5.74%
Total Cost:			\$6,650.08	\$0.00	\$6,650.08		



Filters: Cost Center Name Not Equal To DoNotReport; Billing Period Equal To 201402All Meter CodesAll Group Names

elpaso

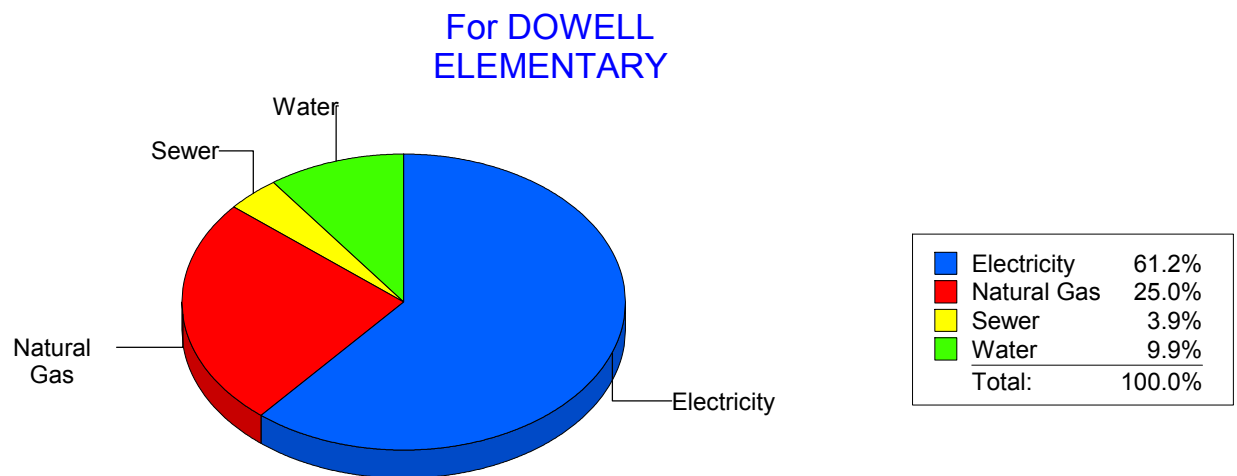
Energy CAP

Cost Avoidance Program

Cost Summary Graph

Grouped by Energy Type

Energy Type	Use	Units	Meter Cost	Special Charges	Total Cost	Avg Unit Cost	% of Total Cost
Site: DOWELL ELEMENTARY - DOWELL ELEMENTARY							
Electricity	22,809	KWH	\$2,196.85	\$0.00	\$2,196.85	0.0963	61.17%
Natural Gas	1,233	CCF	\$897.27	\$0.00	\$897.27	0.7277	24.98%
Water	140	CCF	\$355.29	\$0.00	\$355.29	2.5378	9.89%
Sewer	64	CCF	\$141.83	\$0.00	\$141.83	2.2161	3.95%
Total Cost:			\$3,591.24	\$0.00	\$3,591.24		



Filters: Cost Center Name Not Equal To DoNotReport; Billing Period Equal To 201402All Meter CodesAll Group Names

elpaso

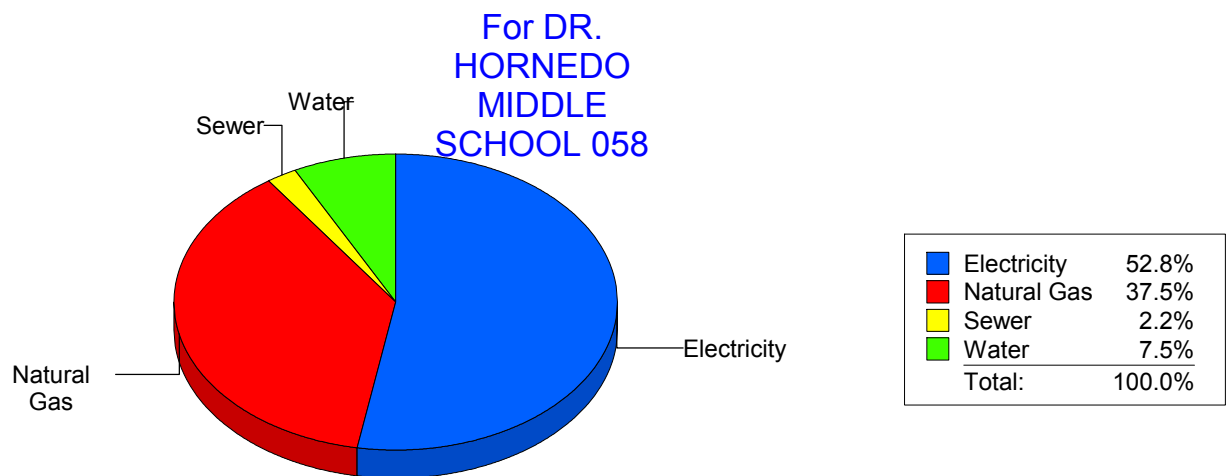
Energy CAP

Cost Avoidance Program

Cost Summary Graph

Grouped by Energy Type

Energy Type	Use	Units	Meter Cost	Special Charges	Total Cost	Avg Unit Cost	% of Total Cost
Site: DRHORNEDOMIDDLESCHOOL - DR. HORNEDO MIDDLE SCHOOL 058							
Electricity	86,200	KWH	\$8,865.35	\$0.00	\$8,865.35	0.1028	52.78%
Natural Gas	9,273	CCF	\$6,304.95	\$0.00	\$6,304.95	0.6799	37.54%
Water	343	CCF	\$1,262.66	\$0.00	\$1,262.66	3.6812	7.52%
Sewer	97	CCF	\$363.09	\$0.00	\$363.09	3.7432	2.16%
Total Cost:			\$16,796.05	\$0.00	\$16,796.05		



Filters: Cost Center Name Not Equal To DoNotReport; Billing Period Equal To 201402All Meter CodesAll Group Names

elpaso

Energy CAP

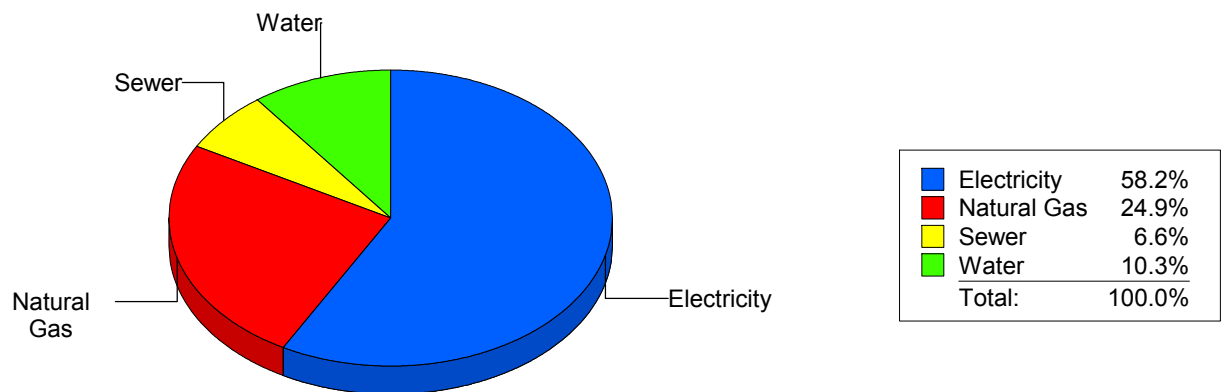
Cost Avoidance Program

Cost Summary Graph

Grouped by Energy Type

Energy Type	Use	Units	Meter Cost	Special Charges	Total Cost	Avg Unit Cost	% of Total Cost
Site: DR. L.A. NIXON ELEME - DR. L.A. NIXON ELEME							
Electricity	49,280	KWH	\$4,753.21	\$0.00	\$4,753.21	0.0965	58.19%
Natural Gas	2,821	CCF	\$2,036.02	\$0.00	\$2,036.02	0.7217	24.93%
Water	342	CCF	\$837.52	\$0.00	\$837.52	2.4489	10.25%
Sewer	197	CCF	\$541.52	\$0.00	\$541.52	2.7488	6.63%
Total Cost:			\$8,168.27	\$0.00	\$8,168.27		

For DR. L.A.
NIXON ELEME



Filters: Cost Center Name Not Equal To DoNotReport; Billing Period Equal To 201402All Meter CodesAll Group Names

elpaso

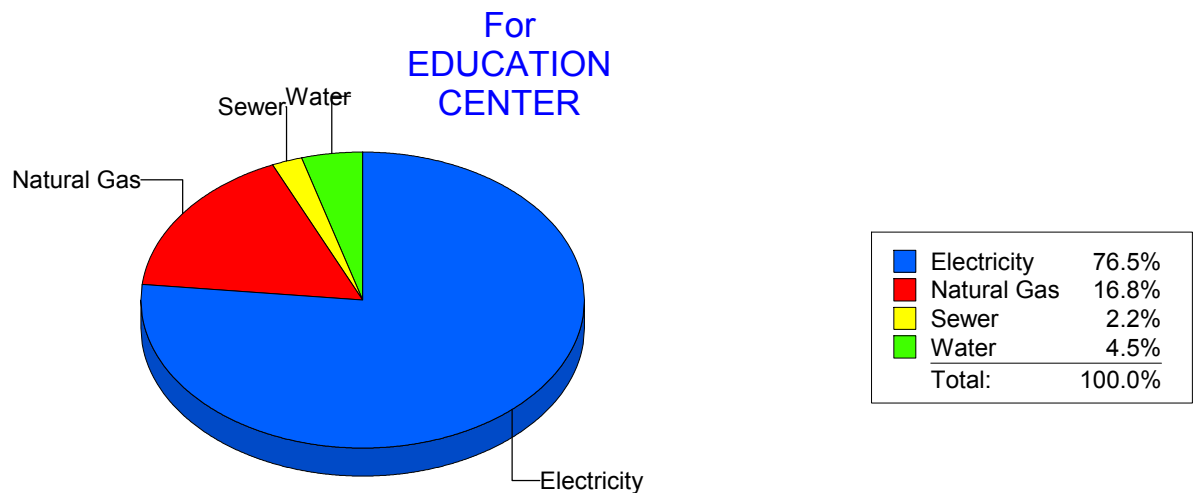
Energy CAP

Cost Avoidance Program

Cost Summary Graph

Grouped by Energy Type

Energy Type	Use	Units	Meter Cost	Special Charges	Total Cost	Avg Unit Cost	% of Total Cost
Site: EDUCATION CENTER - EDUCATION CENTER							
Electricity	242,319	KWH	\$21,730.67	\$0.00	\$21,730.67	0.0897	76.53%
Natural Gas	6,967	CCF	\$4,759.10	\$0.00	\$4,759.10	0.6831	16.76%
Water	497	CCF	\$1,269.38	\$0.00	\$1,269.38	2.5541	4.47%
Sewer	264	CCF	\$633.98	\$0.00	\$633.98	2.4014	2.23%
Total Cost:			\$28,393.13	\$0.00	\$28,393.13		



Filters: Cost Center Name Not Equal To DoNotReport; Billing Period Equal To 201402All Meter CodesAll Group Names

elpaso

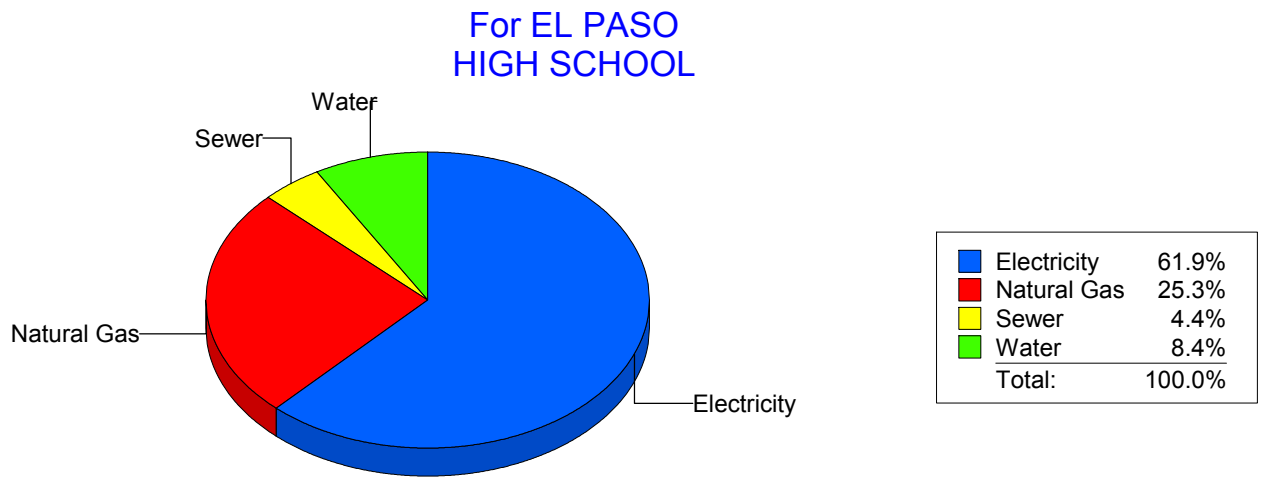
Energy CAP

Cost Avoidance Program

Cost Summary Graph

Grouped by Energy Type

Energy Type	Use	Units	Meter Cost	Special Charges	Total Cost	Avg Unit Cost	% of Total Cost
Site: EL PASO HIGH SCHOOL - EL PASO HIGH SCHOOL							
Electricity	165,824	KWH	\$16,215.61	\$0.00	\$16,215.61	0.0978	61.93%
Natural Gas	9,258	CCF	\$6,617.06	\$0.00	\$6,617.06	0.7147	25.27%
Water	867	CCF	\$2,191.74	\$0.00	\$2,191.74	2.5280	8.37%
Sewer	518	CCF	\$1,160.22	\$0.00	\$1,160.22	2.2398	4.43%
Total Cost:			\$26,184.63	\$0.00	\$26,184.63		



Filters: Cost Center Name Not Equal To DoNotReport; Billing Period Equal To 201402All Meter CodesAll Group Names

elpaso

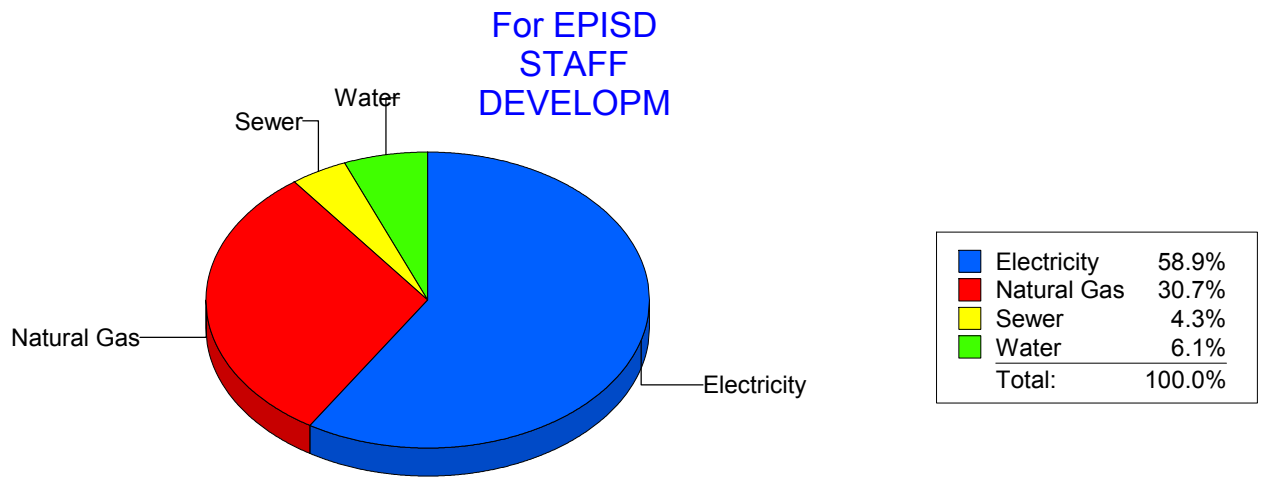
Energy CAP

Cost Avoidance Program

Cost Summary Graph

Grouped by Energy Type

Energy Type	Use	Units	Meter Cost	Special Charges	Total Cost	Avg Unit Cost	% of Total Cost
Site: EPISD STAFF DEVELOPM - EPISD STAFF DEVELOPM							
Electricity	11,440	KWH	\$1,171.94	\$0.00	\$1,171.94	0.1024	58.91%
Natural Gas	813	CCF	\$611.38	\$0.00	\$611.38	0.7520	30.73%
Water	33	CCF	\$120.84	\$0.00	\$120.84	3.6618	6.07%
Sewer	23	CCF	\$85.25	\$0.00	\$85.25	3.7065	4.29%
Total Cost:			\$1,989.41	\$0.00	\$1,989.41		



Filters: Cost Center Name Not Equal To DoNotReport; Billing Period Equal To 201402All Meter CodesAll Group Names

elpaso

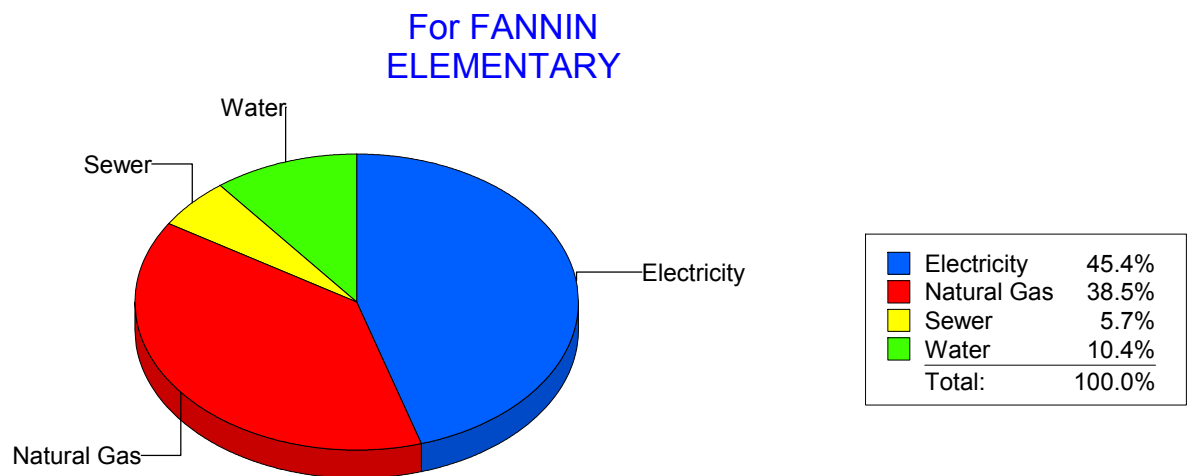
Energy CAP

Cost Avoidance Program

Cost Summary Graph

Grouped by Energy Type

Energy Type	Use	Units	Meter Cost	Special Charges	Total Cost	Avg Unit Cost	% of Total Cost
Site: FANNIN ELEMENTARY - FANNIN ELEMENTARY							
Electricity	32,868	KWH	\$3,147.71	\$0.00	\$3,147.71	0.0958	45.35%
Natural Gas	3,680	CCF	\$2,671.52	\$0.00	\$2,671.52	0.7260	38.49%
Water	230	CCF	\$724.31	\$0.00	\$724.31	3.1492	10.44%
Sewer	131	CCF	\$396.93	\$0.00	\$396.93	3.0300	5.72%
Total Cost:			\$6,940.47	\$0.00	\$6,940.47		



Filters: Cost Center Name Not Equal To DoNotReport; Billing Period Equal To 201402All Meter CodesAll Group Names

elpaso

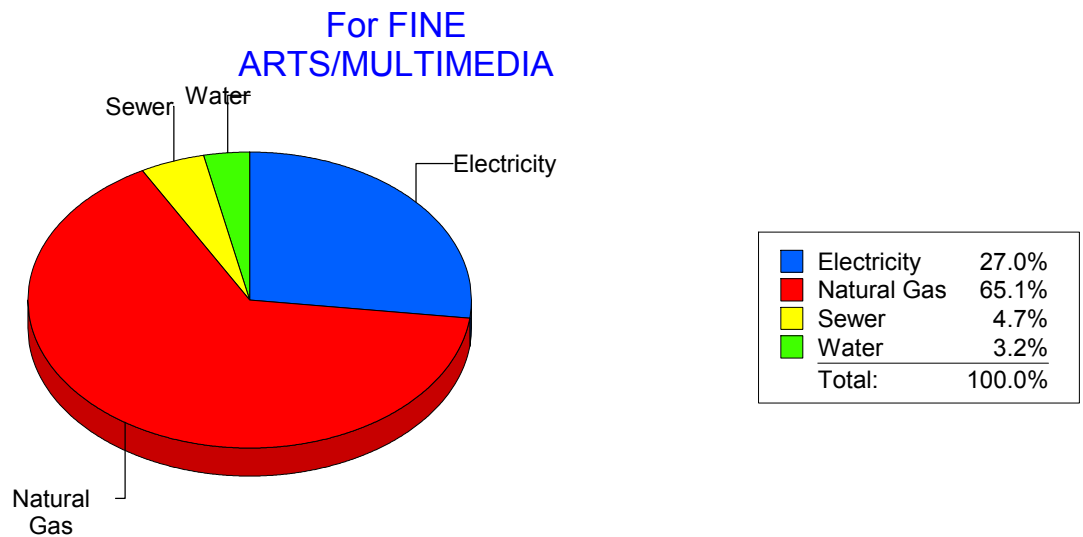
Energy CAP

Cost Avoidance Program

Cost Summary Graph

Grouped by Energy Type

Energy Type	Use	Units	Meter Cost	Special Charges	Total Cost	Avg Unit Cost	% of Total Cost
Site: FINE ARTS/MULTIMEDIA - FINE ARTS/MULTIMEDIA							
Electricity	14,291	KWH	\$1,267.03	\$0.00	\$1,267.03	0.0887	26.95%
Natural Gas	4,435	CCF	\$3,061.75	\$0.00	\$3,061.75	0.6904	65.13%
Water	53	CCF	\$150.41	\$0.00	\$150.41	2.8379	3.20%
Sewer	112	CCF	\$221.88	\$0.00	\$221.88	1.9811	4.72%
Total Cost:			\$4,701.07	\$0.00	\$4,701.07		



Filters: Cost Center Name Not Equal To DoNotReport; Billing Period Equal To 201402All Meter CodesAll Group Names

elpaso

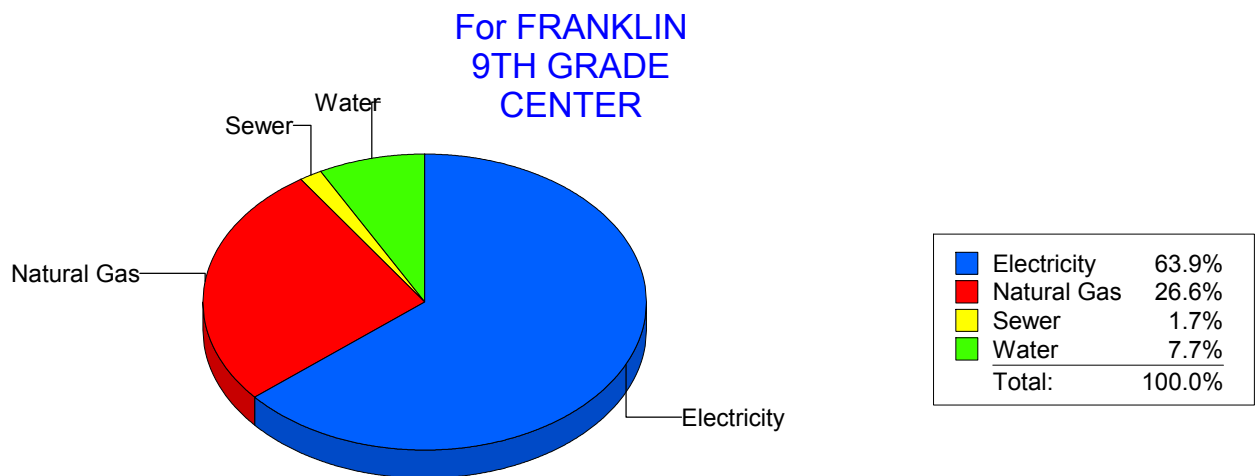
Energy CAP

Cost Avoidance Program

Cost Summary Graph

Grouped by Energy Type

Energy Type	Use	Units	Meter Cost	Special Charges	Total Cost	Avg Unit Cost	% of Total Cost
Site: FRANKLIN9THGRADECENTER - FRANKLIN 9TH GRADE CENTER							
Electricity	158,000	KWH	\$13,168.14	\$0.00	\$13,168.14	0.0833	63.91%
Natural Gas	8,053	CCF	\$5,487.11	\$0.00	\$5,487.11	0.6814	26.63%
Water	1,130	CCF	\$1,588.91	\$0.00	\$1,588.91	1.4061	7.71%
Sewer	95	CCF	\$360.33	\$0.00	\$360.33	3.7929	1.75%
Total Cost:			\$20,604.49	\$0.00	\$20,604.49		



Filters: Cost Center Name Not Equal To DoNotReport; Billing Period Equal To 201402All Meter CodesAll Group Names

elpaso

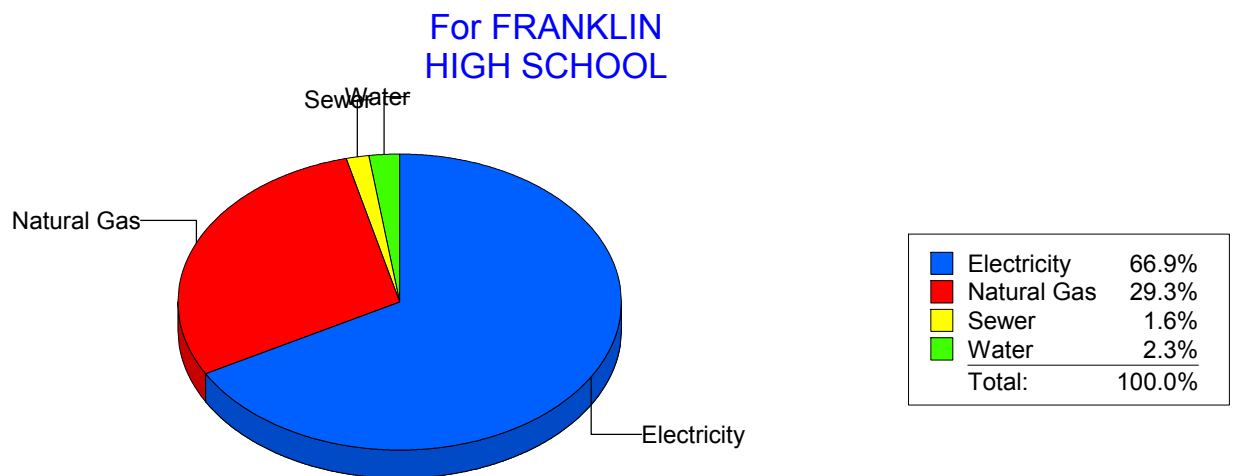
Energy CAP

Cost Avoidance Program

Cost Summary Graph

Grouped by Energy Type

Energy Type	Use	Units	Meter Cost	Special Charges	Total Cost	Avg Unit Cost	% of Total Cost
Site: FRANKLIN HIGH SCHOOL - FRANKLIN HIGH SCHOOL							
Electricity	315,214	KWH	\$27,067.48	\$0.00	\$27,067.48	0.0859	66.88%
Natural Gas	17,446	CCF	\$11,838.41	\$0.00	\$11,838.41	0.6786	29.25%
Water	430	CCF	\$919.37	\$0.00	\$919.37	2.1381	2.27%
Sewer	303	CCF	\$647.37	\$0.00	\$647.37	2.1365	1.60%
Total Cost:			\$40,472.63	\$0.00	\$40,472.63		



Filters: Cost Center Name Not Equal To DoNotReport; Billing Period Equal To 201402All Meter CodesAll Group Names

elpaso

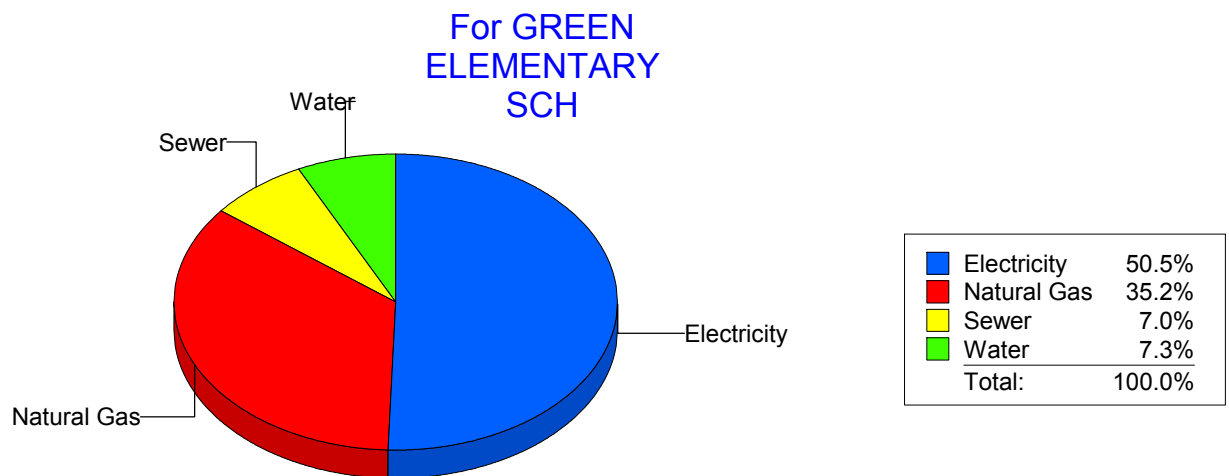
Energy CAP

Cost Avoidance Program

Cost Summary Graph

Grouped by Energy Type

Energy Type	Use	Units	Meter Cost	Special Charges	Total Cost	Avg Unit Cost	% of Total Cost
Site: GREEN ELEMENTARY SCH - GREEN ELEMENTARY SCH							
Electricity	36,900	KWH	\$3,739.11	\$0.00	\$3,739.11	0.1013	50.48%
Natural Gas	3,659	CCF	\$2,606.05	\$0.00	\$2,606.05	0.7122	35.19%
Water	146	CCF	\$544.06	\$0.00	\$544.06	3.7264	7.35%
Sewer	160	CCF	\$517.35	\$0.00	\$517.35	3.2334	6.99%
Total Cost:			\$7,406.57	\$0.00	\$7,406.57		



Filters: Cost Center Name Not Equal To DoNotReport; Billing Period Equal To 201402All Meter CodesAll Group Names

elpaso

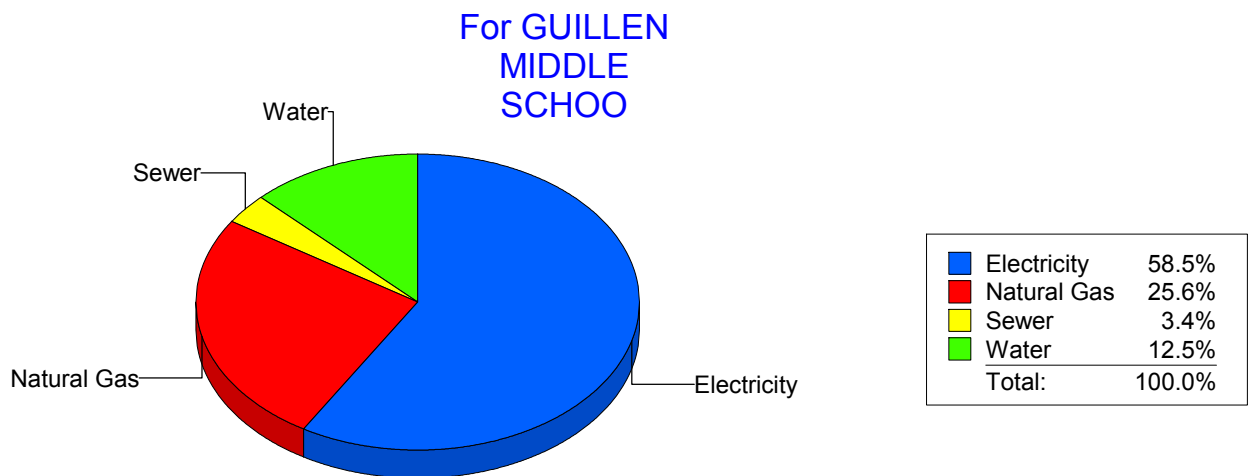
Energy CAP

Cost Avoidance Program

Cost Summary Graph

Grouped by Energy Type

Energy Type	Use	Units	Meter Cost	Special Charges	Total Cost	Avg Unit Cost	% of Total Cost
Site: GUILLEN MIDDLE SCHOO - GUILLEN MIDDLE SCHOO							
Electricity	120,742	KWH	\$10,379.83	\$0.00	\$10,379.83	0.0860	58.48%
Natural Gas	6,518	CCF	\$4,544.79	\$0.00	\$4,544.79	0.6973	25.60%
Water	680	CCF	\$2,213.29	\$0.00	\$2,213.29	3.2548	12.47%
Sewer	287	CCF	\$612.21	\$0.00	\$612.21	2.1331	3.45%
Total Cost:			\$17,750.12	\$0.00	\$17,750.12		



Filters: Cost Center Name Not Equal To DoNotReport; Billing Period Equal To 201402All Meter CodesAll Group Names

elpaso

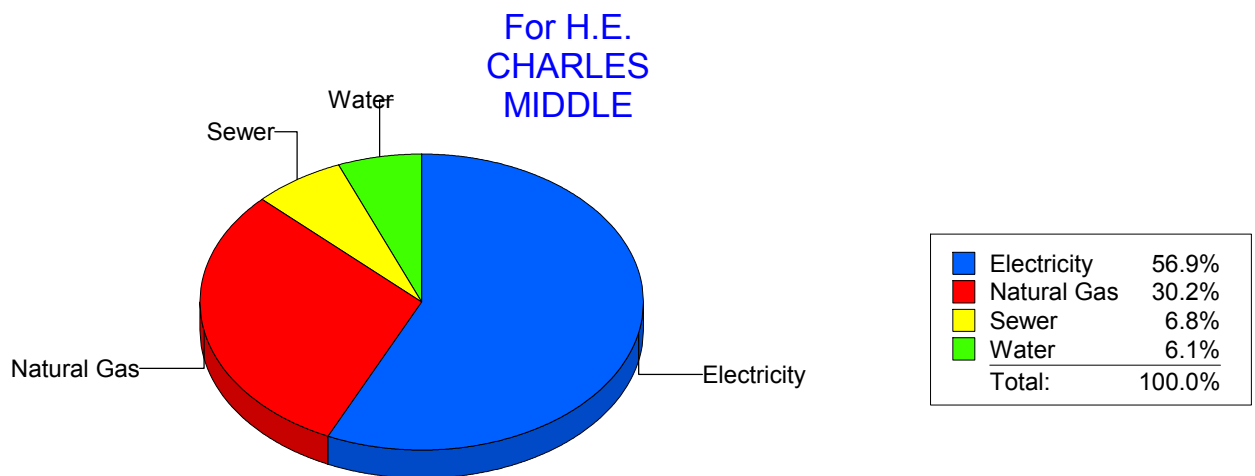
Energy CAP

Cost Avoidance Program

Cost Summary Graph

Grouped by Energy Type

Energy Type	Use	Units	Meter Cost	Special Charges	Total Cost	Avg Unit Cost	% of Total Cost
Site: H.E. CHARLES MIDDLE - H.E. CHARLES MIDDLE							
Electricity	77,263	KWH	\$7,442.09	\$0.00	\$7,442.09	0.0963	56.92%
Natural Gas	5,669	CCF	\$3,947.23	\$0.00	\$3,947.23	0.6963	30.19%
Water	363	CCF	\$799.13	\$0.00	\$799.13	2.2015	6.11%
Sewer	476	CCF	\$886.11	\$0.00	\$886.11	1.8616	6.78%
Total Cost:			\$13,074.56	\$0.00	\$13,074.56		



Filters: Cost Center Name Not Equal To DoNotReport; Billing Period Equal To 201402All Meter CodesAll Group Names

elpaso

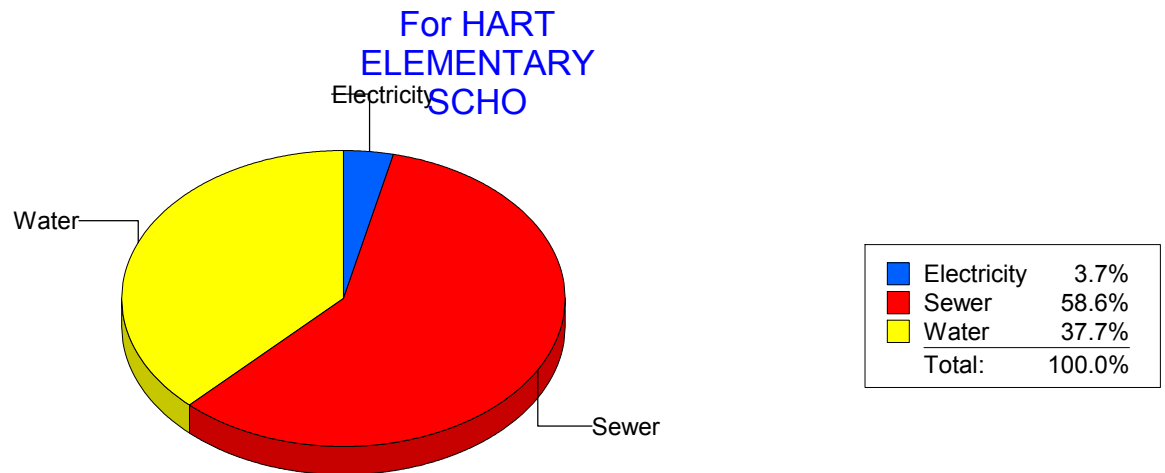
Energy CAP

Cost Avoidance Program

Cost Summary Graph

Grouped by Energy Type

Energy Type	Use	Units	Meter Cost	Special Charges	Total Cost	Avg Unit Cost	% of Total Cost
Site: HART ELEMENTARY SCHO - HART ELEMENTARY SCHO							
Electricity	15 KWH		\$18.29	\$0.00	\$18.29	1.2193	3.74%
Water	24 CCF		\$184.40	\$0.00	\$184.40	7.6833	37.68%
Sewer	92 CCF		\$286.72	\$0.00	\$286.72	3.1165	58.58%
Total Cost:			\$489.41	\$0.00	\$489.41		



Filters: Cost Center Name Not Equal To DoNotReport; Billing Period Equal To 201402All Meter CodesAll Group Names

elpaso

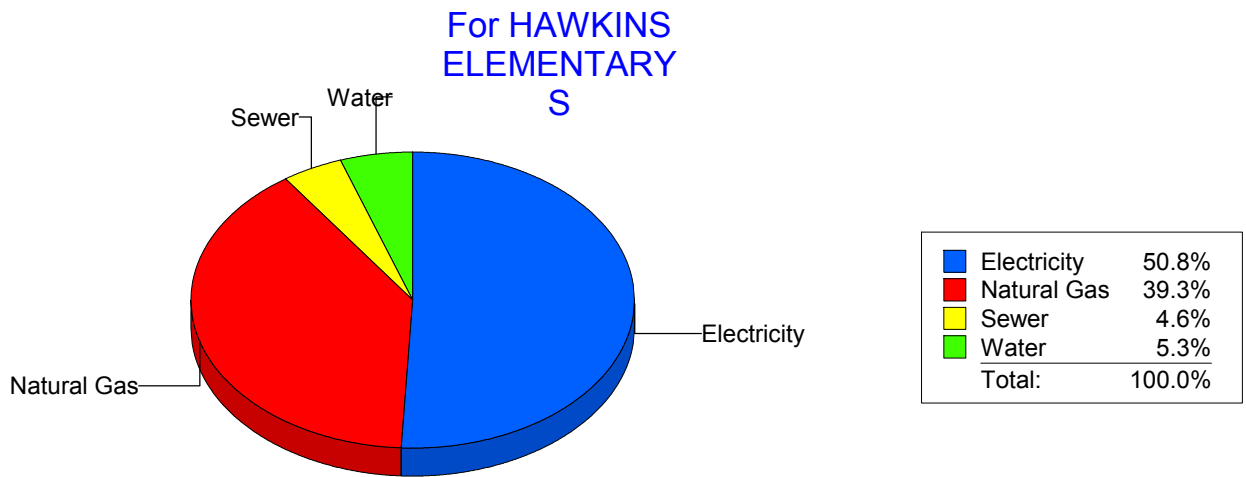
Energy CAP

Cost Avoidance Program

Cost Summary Graph

Grouped by Energy Type

Energy Type	Use	Units	Meter Cost	Special Charges	Total Cost	Avg Unit Cost	% of Total Cost
Site: HAWKINS ELEMENTARY S - HAWKINS ELEMENTARY S							
Electricity	25,957	KWH	\$2,316.42	\$0.00	\$2,316.42	0.0892	50.82%
Natural Gas	2,548	CCF	\$1,792.17	\$0.00	\$1,792.17	0.7034	39.32%
Water	68	CCF	\$241.54	\$0.00	\$241.54	3.5521	5.30%
Sewer	53	CCF	\$207.78	\$0.00	\$207.78	3.9204	4.56%
Total Cost:			\$4,557.91	\$0.00	\$4,557.91		



Filters: Cost Center Name Not Equal To DoNotReport; Billing Period Equal To 201402All Meter CodesAll Group Names

elpaso

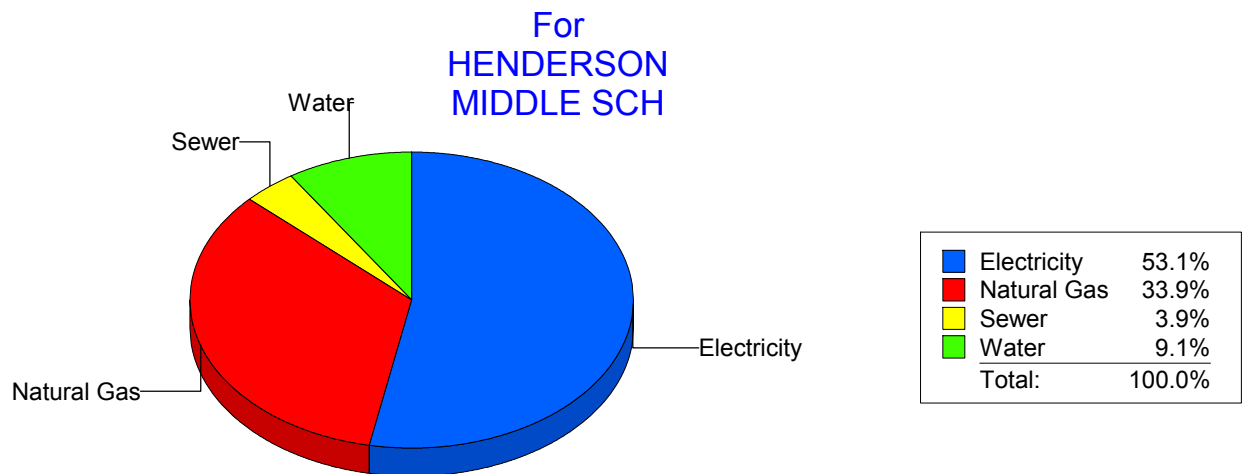
Energy CAP

Cost Avoidance Program

Cost Summary Graph

Grouped by Energy Type

Energy Type	Use	Units	Meter Cost	Special Charges	Total Cost	Avg Unit Cost	% of Total Cost
Site: HENDERSON MIDDLE SCH - HENDERSON MIDDLE SCH							
Electricity	51,776	KWH	\$4,803.99	\$0.00	\$4,803.99	0.0928	53.08%
Natural Gas	4,449	CCF	\$3,071.14	\$0.00	\$3,071.14	0.6903	33.94%
Water	351	CCF	\$825.83	\$0.00	\$825.83	2.3528	9.13%
Sewer	204	CCF	\$348.84	\$0.00	\$348.84	1.7100	3.85%
Total Cost:			\$9,049.80	\$0.00	\$9,049.80		



Filters: Cost Center Name Not Equal To DoNotReport; Billing Period Equal To 201402All Meter CodesAll Group Names

elpaso

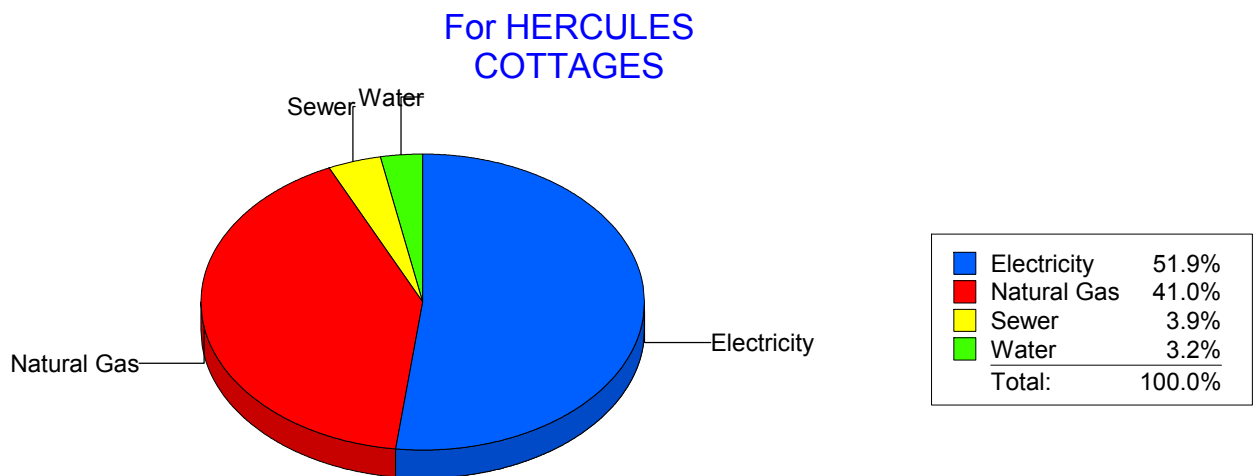
Energy CAP

Cost Avoidance Program

Cost Summary Graph

Grouped by Energy Type

Energy Type	Use	Units	Meter Cost	Special Charges	Total Cost	Avg Unit Cost	% of Total Cost
Site: HERCULES COTTAGES - HERCULES COTTAGES							
Electricity	5,695	KWH	\$748.64	\$0.00	\$748.64	0.1315	51.90%
Natural Gas	483	CCF	\$592.04	\$0.00	\$592.04	1.2258	41.04%
Water	7	CCF	\$45.63	\$0.00	\$45.63	6.5186	3.16%
Sewer	16	CCF	\$56.25	\$0.00	\$56.25	3.5156	3.90%
Total Cost:			\$1,442.56	\$0.00	\$1,442.56		



Filters: Cost Center Name Not Equal To DoNotReport; Billing Period Equal To 201402All Meter CodesAll Group Names

elpaso

Energy CAP

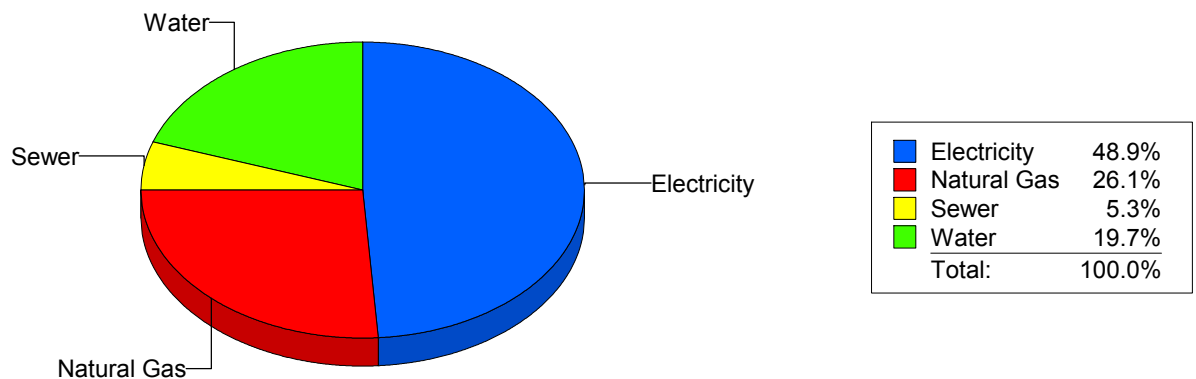
Cost Avoidance Program

Cost Summary Graph

Grouped by Energy Type

Energy Type	Use	Units	Meter Cost	Special Charges	Total Cost	Avg Unit Cost	% of Total Cost
Site: HERRERA - HERRERA ELEMENTARY							
Electricity	61,200	KWH	\$5,491.38	\$0.00	\$5,491.38	0.0897	48.92%
Natural Gas	4,242	CCF	\$2,932.37	\$0.00	\$2,932.37	0.6913	26.12%
Water	617	CCF	\$2,211.62	\$0.00	\$2,211.62	3.5845	19.70%
Sewer	262	CCF	\$590.79	\$0.00	\$590.79	2.2549	5.26%
Total Cost:			\$11,226.16	\$0.00	\$11,226.16		

For HERRERA
ELEMENTARY



Filters: Cost Center Name Not Equal To DoNotReport; Billing Period Equal To 201402All Meter CodesAll Group Names

elpaso

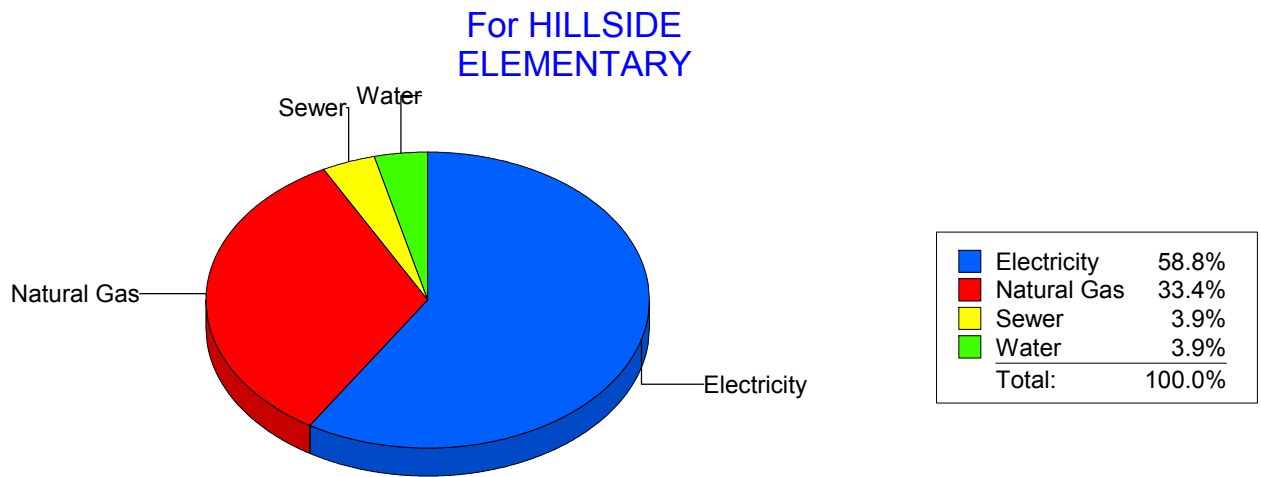
Energy CAP

Cost Avoidance Program

Cost Summary Graph

Grouped by Energy Type

Energy Type	Use	Units	Meter Cost	Special Charges	Total Cost	Avg Unit Cost	% of Total Cost
Site: HILLSIDE ELEMENTARY - HILLSIDE ELEMENTARY							
Electricity	50,834	KWH	\$5,320.69	\$0.00	\$5,320.69	0.1047	58.78%
Natural Gas	4,120	CCF	\$3,027.84	\$0.00	\$3,027.84	0.7349	33.45%
Water	94	CCF	\$349.76	\$0.00	\$349.76	3.7209	3.86%
Sewer	100	CCF	\$354.15	\$0.00	\$354.15	3.5415	3.91%
Total Cost:			\$9,052.44	\$0.00	\$9,052.44		



Filters: Cost Center Name Not Equal To DoNotReport; Billing Period Equal To 201402All Meter CodesAll Group Names

elpaso

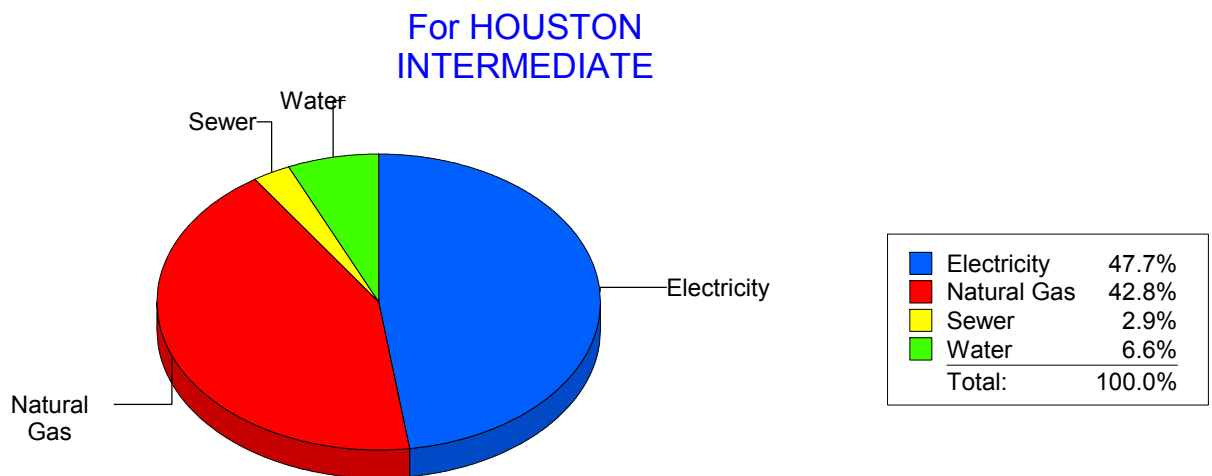
Energy CAP

Cost Avoidance Program

Cost Summary Graph

Grouped by Energy Type

Energy Type	Use	Units	Meter Cost	Special Charges	Total Cost	Avg Unit Cost	% of Total Cost
Site: HOUSTON INTERMEDIATE - HOUSTON INTERMEDIATE							
Electricity	35,256	KWH	\$2,988.48	\$0.00	\$2,988.48	0.0848	47.70%
Natural Gas	3,696	CCF	\$2,682.82	\$0.00	\$2,682.82	0.7259	42.82%
Water	128	CCF	\$414.37	\$0.00	\$414.37	3.2373	6.61%
Sewer	14	CCF	\$179.08	\$0.00	\$179.08	12.7914	2.86%
Total Cost:			\$6,264.75	\$0.00	\$6,264.75		



Filters: Cost Center Name Not Equal To DoNotReport; Billing Period Equal To 201402All Meter CodesAll Group Names

elpaso

Energy CAP

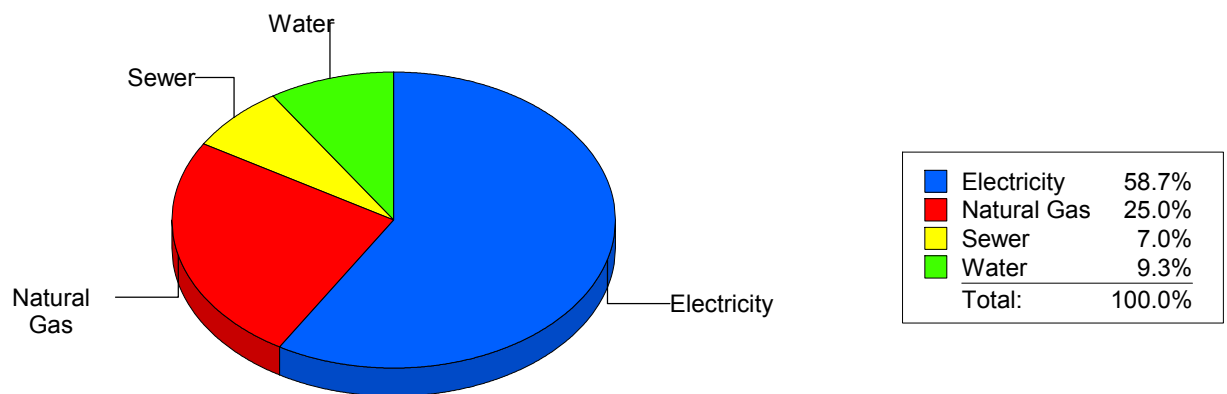
Cost Avoidance Program

Cost Summary Graph

Grouped by Energy Type

Energy Type	Use	Units	Meter Cost	Special Charges	Total Cost	Avg Unit Cost	% of Total Cost
Site: MOYE - HR MOYE							
Electricity	58,320	KWH	\$5,398.79	\$0.00	\$5,398.79	0.0926	58.66%
Natural Gas	3,302	CCF	\$2,302.22	\$0.00	\$2,302.22	0.6972	25.02%
Water	185	CCF	\$856.30	\$0.00	\$856.30	4.6286	9.30%
Sewer	302	CCF	\$645.99	\$0.00	\$645.99	2.1390	7.02%
Total Cost:			\$9,203.30	\$0.00	\$9,203.30		

For HR MOYE



Filters: Cost Center Name Not Equal To DoNotReport; Billing Period Equal To 201402All Meter CodesAll Group Names

elpaso

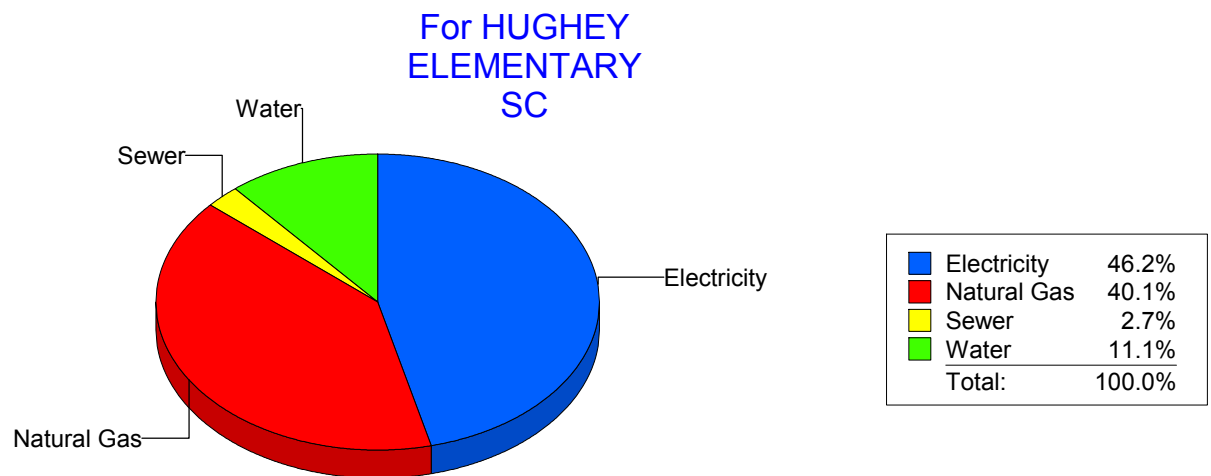
Energy CAP

Cost Avoidance Program

Cost Summary Graph

Grouped by Energy Type

Energy Type	Use	Units	Meter Cost	Special Charges	Total Cost	Avg Unit Cost	% of Total Cost
Site: HUGHEY ELEMENTARY SC - HUGHEY ELEMENTARY SC							
Electricity	34,536	KWH	\$3,627.73	\$0.00	\$3,627.73	0.1050	46.16%
Natural Gas	4,384	CCF	\$3,153.65	\$0.00	\$3,153.65	0.7194	40.13%
Water	195	CCF	\$868.95	\$0.00	\$868.95	4.4562	11.06%
Sewer	54	CCF	\$209.16	\$0.00	\$209.16	3.8733	2.66%
Total Cost:			\$7,859.49	\$0.00	\$7,859.49		



Filters: Cost Center Name Not Equal To DoNotReport; Billing Period Equal To 201402All Meter CodesAll Group Names

elpaso

Energy CAP

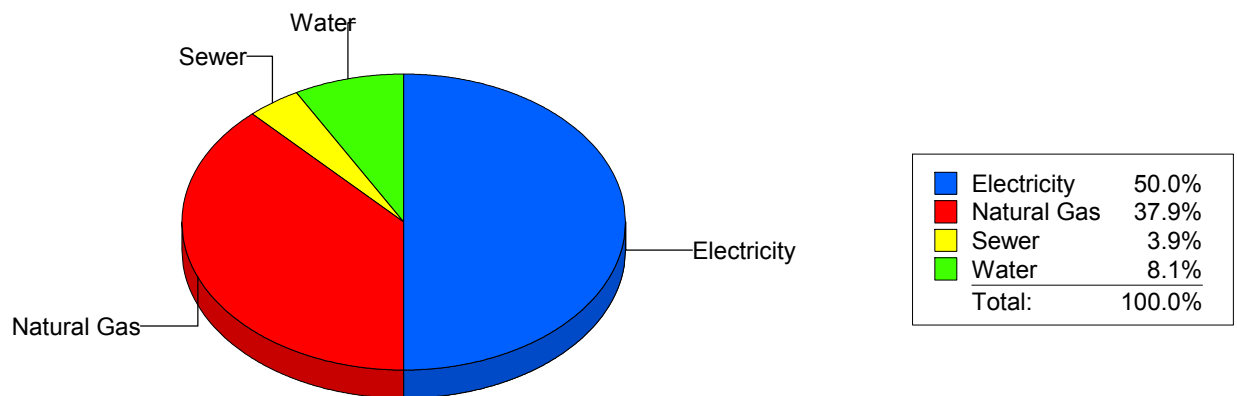
Cost Avoidance Program

Cost Summary Graph

Grouped by Energy Type

Energy Type	Use	Units	Meter Cost	Special Charges	Total Cost	Avg Unit Cost	% of Total Cost
Site: IRVIN HIGH SCHOOL - IRVIN HIGH SCHOOL							
Electricity	128,844	KWH	\$10,952.86	\$0.00	\$10,952.86	0.0850	50.01%
Natural Gas	12,174	CCF	\$8,309.17	\$0.00	\$8,309.17	0.6825	37.94%
Water	941	CCF	\$1,779.31	\$0.00	\$1,779.31	1.8909	8.12%
Sewer	515	CCF	\$859.53	\$0.00	\$859.53	1.6690	3.92%
Total Cost:			\$21,900.87	\$0.00	\$21,900.87		

For IRVIN HIGH SCHOOL



Filters: Cost Center Name Not Equal To DoNotReport; Billing Period Equal To 201402All Meter CodesAll Group Names

elpaso

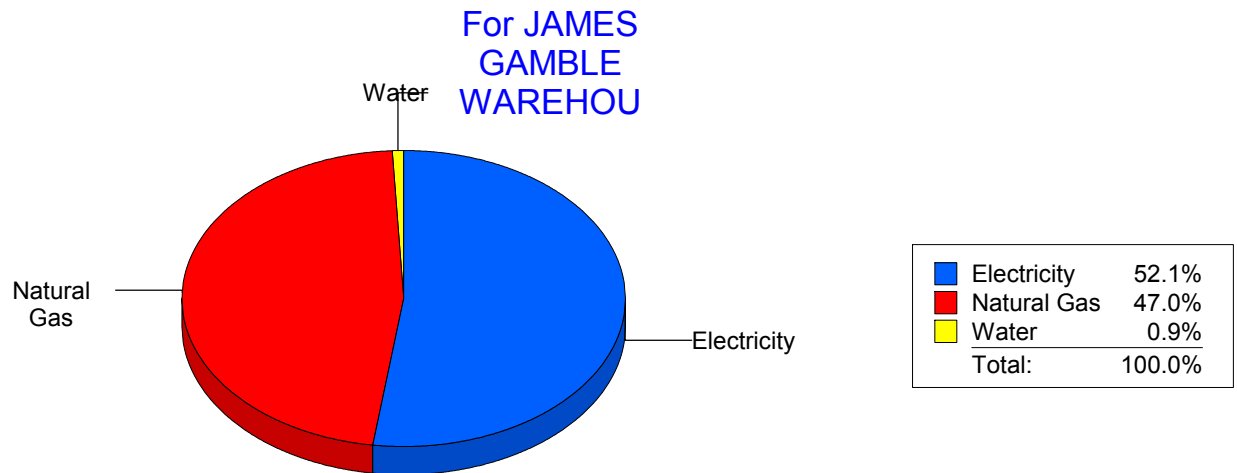
Energy CAP

Cost Avoidance Program

Cost Summary Graph

Grouped by Energy Type

Energy Type	Use	Units	Meter Cost	Special Charges	Total Cost	Avg Unit Cost	% of Total Cost
Site: JAMES GAMBLE WAREHOU - JAMES GAMBLE WAREHOU							
Electricity	29,800	KWH	\$2,408.09	\$0.00	\$2,408.09	0.0808	52.12%
Natural Gas	3,109	CCF	\$2,172.55	\$0.00	\$2,172.55	0.6988	47.03%
Water	0	CCF	\$39.32	\$0.00	\$39.32	0.0000	0.85%
Total Cost:			\$4,619.96	\$0.00	\$4,619.96		



Filters: Cost Center Name Not Equal To DoNotReport; Billing Period Equal To 201402All Meter CodesAll Group Names

elpaso

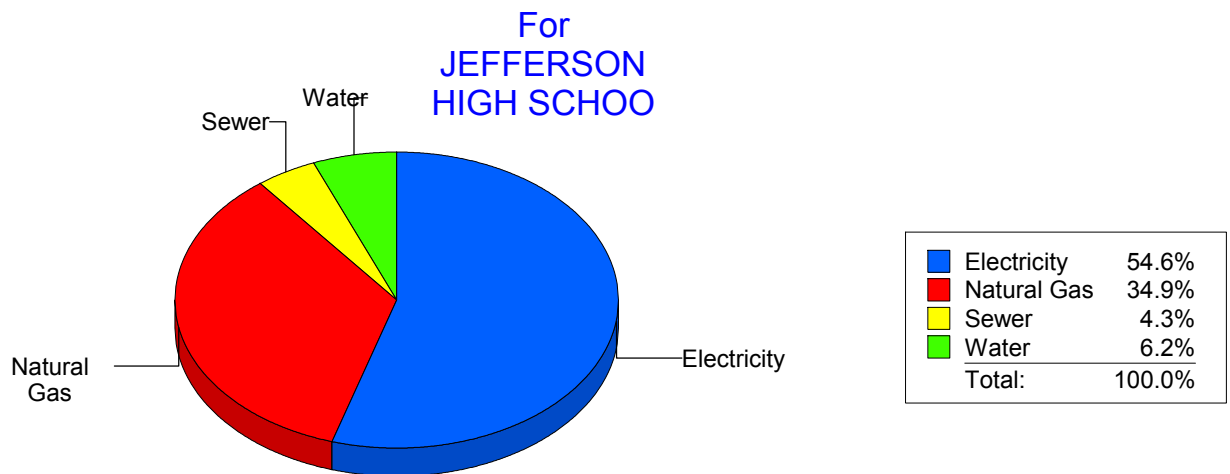
Energy CAP

Cost Avoidance Program

Cost Summary Graph

Grouped by Energy Type

Energy Type	Use	Units	Meter Cost	Special Charges	Total Cost	Avg Unit Cost	% of Total Cost
Site: JEFFERSON HIGH SCHOO - JEFFERSON HIGH SCHOO							
Electricity	114,038	KWH	\$10,259.19	\$0.00	\$10,259.19	0.0900	54.63%
Natural Gas	8,967	CCF	\$6,545.33	\$0.00	\$6,545.33	0.7299	34.85%
Water	585	CCF	\$1,159.79	\$0.00	\$1,159.79	1.9825	6.18%
Sewer	321	CCF	\$815.65	\$0.00	\$815.65	2.5410	4.34%
Total Cost:			\$18,779.96	\$0.00	\$18,779.96		



Filters: Cost Center Name Not Equal To DoNotReport; Billing Period Equal To 201402All Meter CodesAll Group Names

elpaso

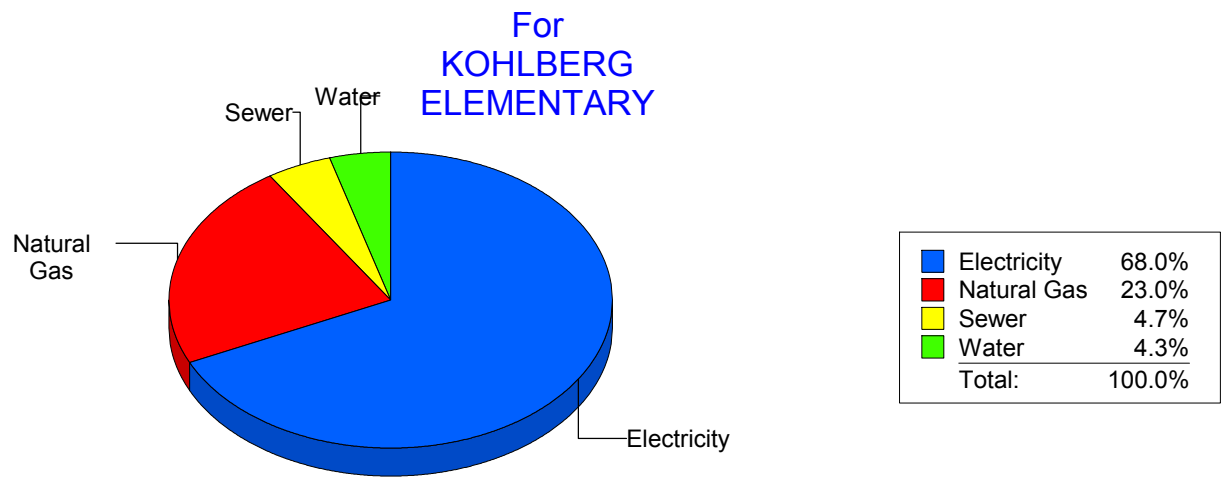
Energy CAP

Cost Avoidance Program

Cost Summary Graph

Grouped by Energy Type

Energy Type	Use	Units	Meter Cost	Special Charges	Total Cost	Avg Unit Cost	% of Total Cost
Site: KOHLBERG ELEMENTARY - KOHLBERG ELEMENTARY							
Electricity	67,840	KWH	\$6,662.35	\$0.00	\$6,662.35	0.0982	67.97%
Natural Gas	3,142	CCF	\$2,249.56	\$0.00	\$2,249.56	0.7160	22.95%
Water	142	CCF	\$426.27	\$0.00	\$426.27	3.0019	4.35%
Sewer	189	CCF	\$463.16	\$0.00	\$463.16	2.4506	4.73%
Total Cost:			\$9,801.34	\$0.00	\$9,801.34		



Filters: Cost Center Name Not Equal To DoNotReport; Billing Period Equal To 201402All Meter CodesAll Group Names

elpaso

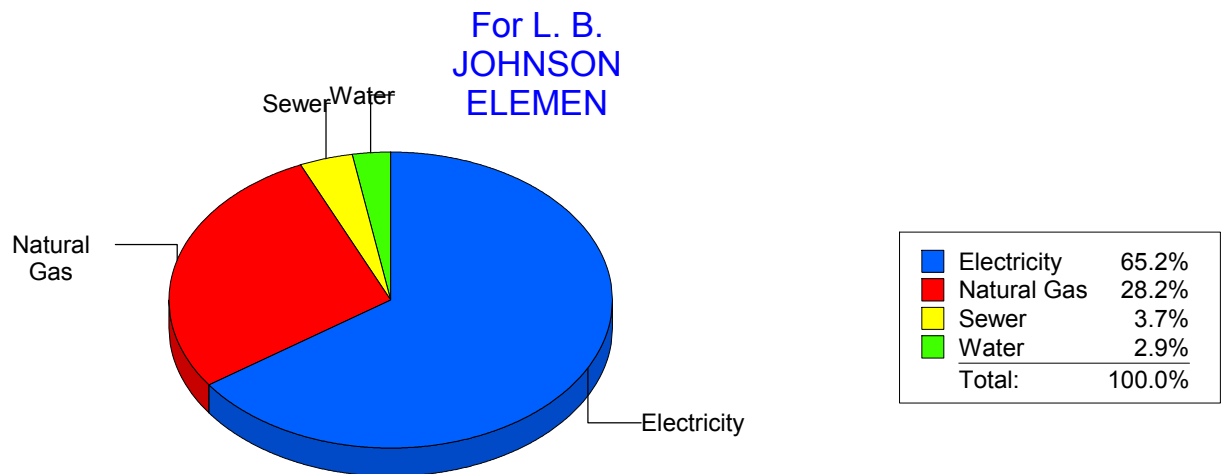
Energy CAP

Cost Avoidance Program

Cost Summary Graph

Grouped by Energy Type

Energy Type	Use	Units	Meter Cost	Special Charges	Total Cost	Avg Unit Cost	% of Total Cost
Site: L. B. JOHNSON ELEMEN - L. B. JOHNSON ELEMEN							
Electricity	53,600	KWH	\$6,149.26	\$0.00	\$6,149.26	0.1147	65.24%
Natural Gas	3,745	CCF	\$2,658.97	\$0.00	\$2,658.97	0.7100	28.21%
Water	106	CCF	\$273.25	\$0.00	\$273.25	2.5778	2.90%
Sewer	142	CCF	\$344.79	\$0.00	\$344.79	2.4281	3.66%
Total Cost:			\$9,426.27	\$0.00	\$9,426.27		



Filters: Cost Center Name Not Equal To DoNotReport; Billing Period Equal To 201402All Meter CodesAll Group Names

elpaso

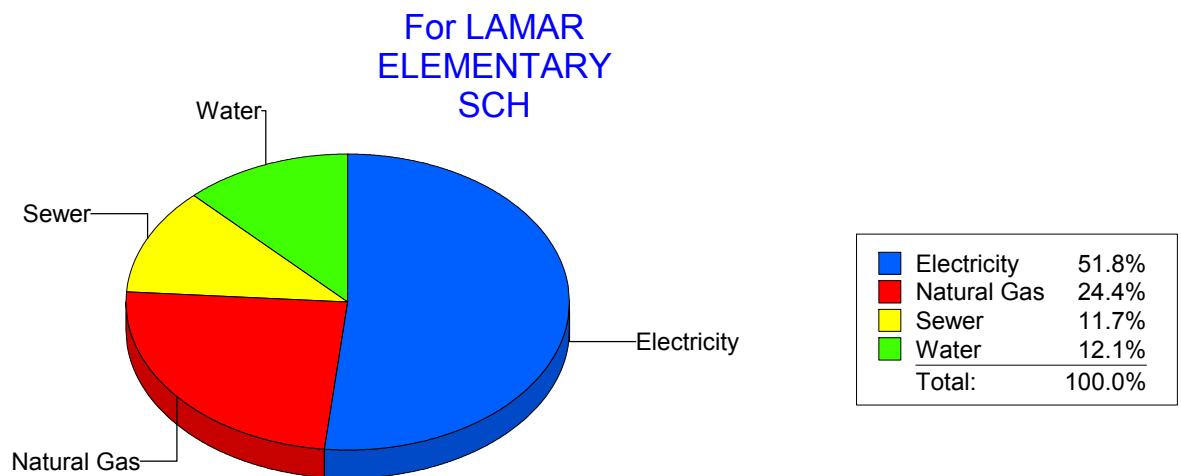
Energy CAP

Cost Avoidance Program

Cost Summary Graph

Grouped by Energy Type

Energy Type	Use	Units	Meter Cost	Special Charges	Total Cost	Avg Unit Cost	% of Total Cost
Site: LAMAR ELEMENTARY SCH - LAMAR ELEMENTARY SCH							
Electricity	36,300	KWH	\$3,375.44	\$0.00	\$3,375.44	0.0930	51.80%
Natural Gas	2,091	CCF	\$1,592.46	\$0.00	\$1,592.46	0.7616	24.44%
Water	288	CCF	\$787.79	\$0.00	\$787.79	2.7354	12.09%
Sewer	287	CCF	\$761.04	\$0.00	\$761.04	2.6517	11.68%
Total Cost:			\$6,516.73	\$0.00	\$6,516.73		



Filters: Cost Center Name Not Equal To DoNotReport; Billing Period Equal To 201402All Meter CodesAll Group Names

el Paso

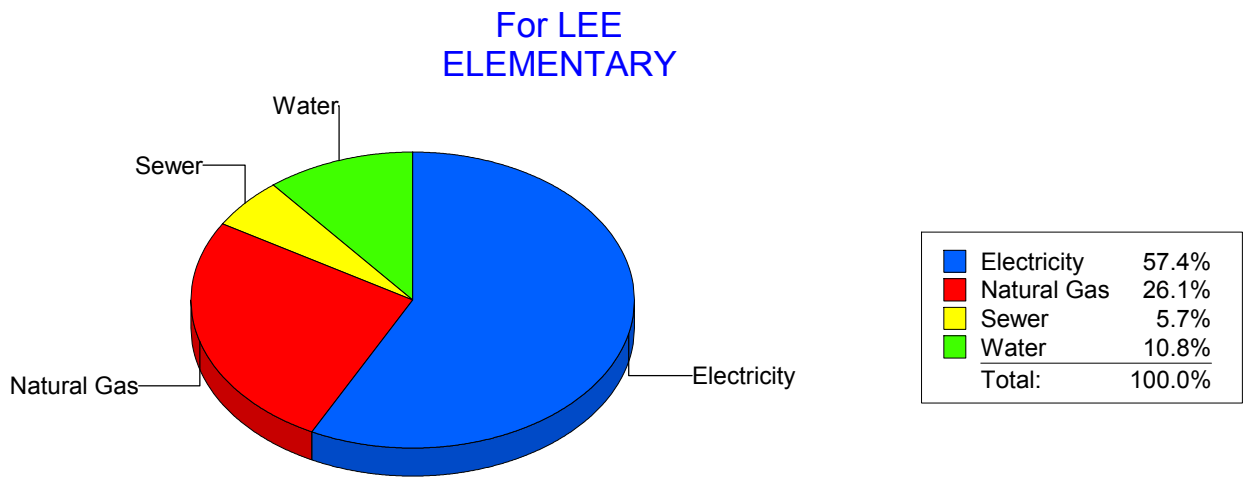
Energy CAP

Cost Avoidance Program

Cost Summary Graph

Grouped by Energy Type

Energy Type	Use	Units	Meter Cost	Special Charges	Total Cost	Avg Unit Cost	% of Total Cost
Site: LEE ELEMENTARY - LEE ELEMENTARY							
Electricity	35,890	KWH	\$4,383.58	\$0.00	\$4,383.58	0.1221	57.42%
Natural Gas	2,844	CCF	\$1,993.60	\$0.00	\$1,993.60	0.7010	26.11%
Water	211	CCF	\$825.69	\$0.00	\$825.69	3.9132	10.82%
Sewer	108	CCF	\$431.78	\$0.00	\$431.78	3.9980	5.66%
Total Cost:			\$7,634.65	\$0.00	\$7,634.65		



Filters: Cost Center Name Not Equal To DoNotReport; Billing Period Equal To 201402All Meter CodesAll Group Names

elpaso

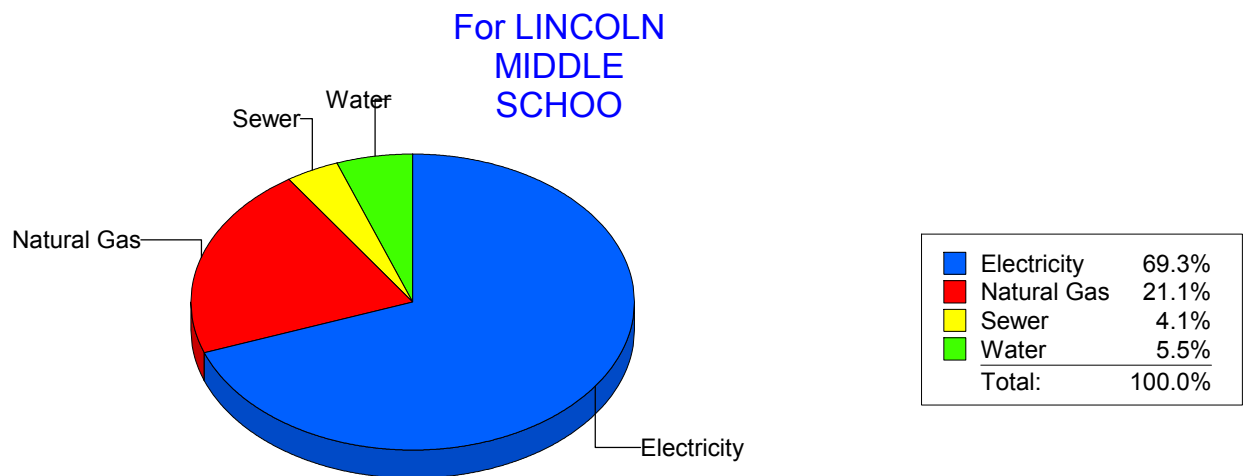
Energy CAP

Cost Avoidance Program

Cost Summary Graph

Grouped by Energy Type

Energy Type	Use	Units	Meter Cost	Special Charges	Total Cost	Avg Unit Cost	% of Total Cost
Site: LINCOLN MIDDLE SCHOO - LINCOLN MIDDLE SCHOO							
Electricity	110,800	KWH	\$10,907.14	\$0.00	\$10,907.14	0.0984	69.32%
Natural Gas	4,828	CCF	\$3,325.20	\$0.00	\$3,325.20	0.6887	21.13%
Water	463	CCF	\$857.67	\$0.00	\$857.67	1.8524	5.45%
Sewer	359	CCF	\$644.25	\$0.00	\$644.25	1.7946	4.09%
Total Cost:			\$15,734.26	\$0.00	\$15,734.26		



Filters: Cost Center Name Not Equal To DoNotReport; Billing Period Equal To 201402All Meter CodesAll Group Names

elpaso

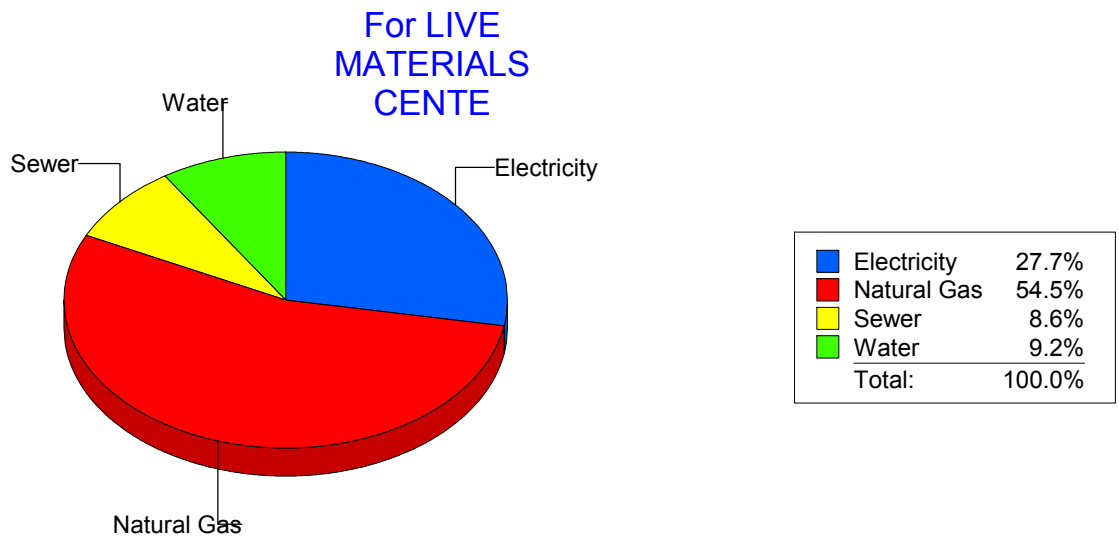
Energy CAP

Cost Avoidance Program

Cost Summary Graph

Grouped by Energy Type

Energy Type	Use	Units	Meter Cost	Special Charges	Total Cost	Avg Unit Cost	% of Total Cost
Site: LIVE MATERIALS CENTE - LIVE MATERIALS CENTE							
Electricity	387 KWH		\$74.78	\$0.00	\$74.78	0.1932	27.71%
Natural Gas	48 CCF		\$147.11	\$0.00	\$147.11	3.0648	54.52%
Water	1 CCF		\$24.70	\$0.00	\$24.70	24.7000	9.15%
Sewer	1 CCF		\$23.24	\$0.00	\$23.24	23.2400	8.61%
Total Cost:			\$269.83	\$0.00	\$269.83		



Filters: Cost Center Name Not Equal To DoNotReport; Billing Period Equal To 201402All Meter CodesAll Group Names

elpaso

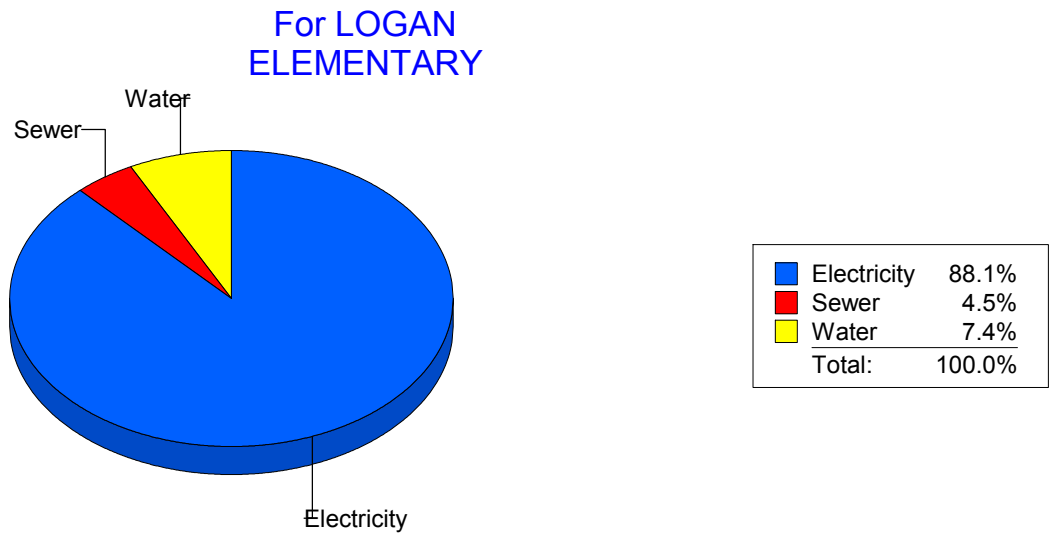
Energy CAP

Cost Avoidance Program

Cost Summary Graph

Grouped by Energy Type

Energy Type	Use	Units	Meter Cost	Special Charges	Total Cost	Avg Unit Cost	% of Total Cost
Site: LOGAN ELEMENTARY - LOGAN ELEMENTARY							
Electricity	30,220	KWH	\$3,344.80	\$0.00	\$3,344.80	0.1107	88.12%
Water	129	CCF	\$281.69	\$0.00	\$281.69	2.1836	7.42%
Sewer	74	CCF	\$169.44	\$0.00	\$169.44	2.2897	4.46%
Total Cost:			\$3,795.93	\$0.00	\$3,795.93		



Filters: Cost Center Name Not Equal To DoNotReport; Billing Period Equal To 201402All Meter CodesAll Group Names

elpaso

Energy CAP

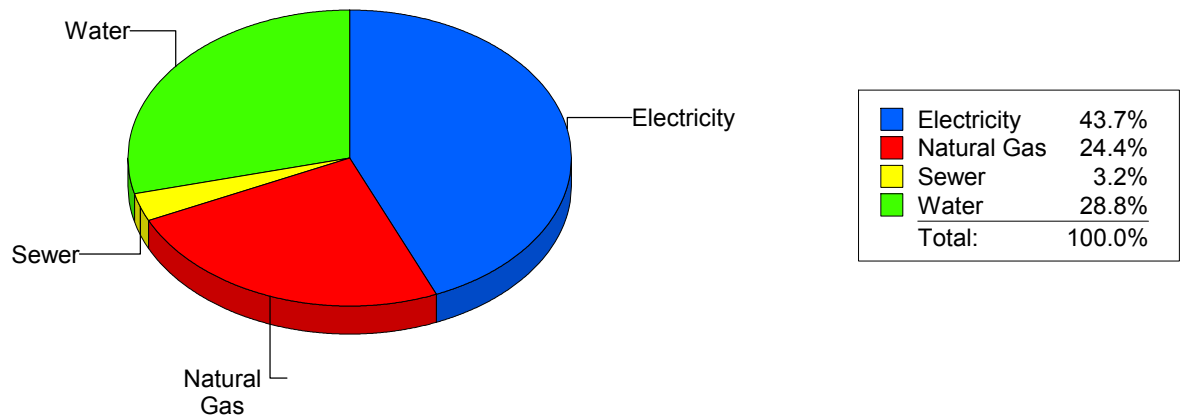
Cost Avoidance Program

Cost Summary Graph

Grouped by Energy Type

Energy Type	Use	Units	Meter Cost	Special Charges	Total Cost	Avg Unit Cost	% of Total Cost
Site: LUNDY - LUNDY							
Electricity	51,200	KWH	\$5,088.68	\$0.00	\$5,088.68	0.0994	43.67%
Natural Gas	4,028	CCF	\$2,844.50	\$0.00	\$2,844.50	0.7062	24.41%
Water	737	CCF	\$3,353.35	\$0.00	\$3,353.35	4.5500	28.77%
Sewer	100	CCF	\$367.23	\$0.00	\$367.23	3.6723	3.15%
Total Cost:			\$11,653.76	\$0.00	\$11,653.76		

For LUNDY



Filters: Cost Center Name Not Equal To DoNotReport; Billing Period Equal To 201402All Meter CodesAll Group Names

elpaso

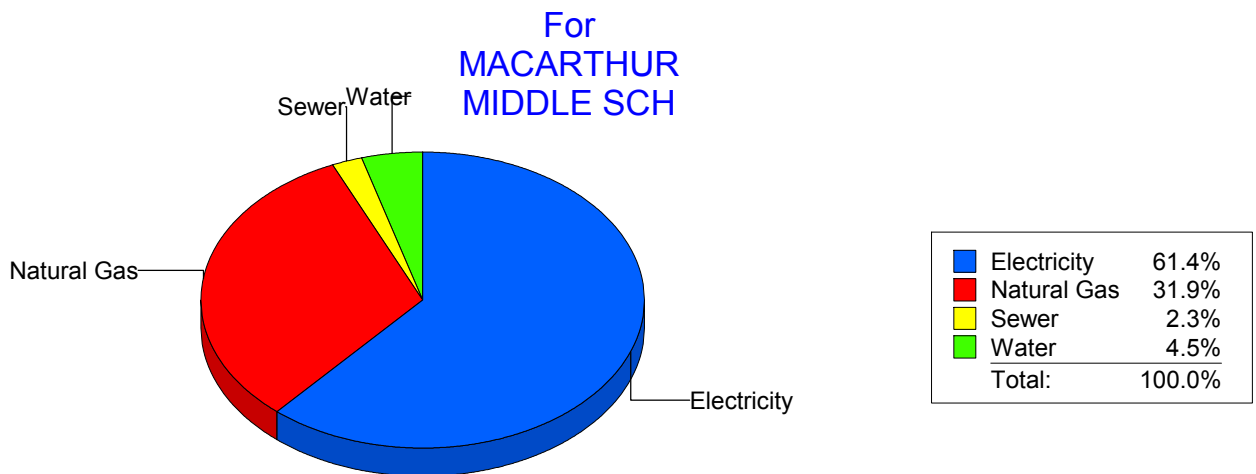
Energy CAP

Cost Avoidance Program

Cost Summary Graph

Grouped by Energy Type

Energy Type	Use	Units	Meter Cost	Special Charges	Total Cost	Avg Unit Cost	% of Total Cost
Site: MACARTHUR MIDDLE SCH - MACARTHUR MIDDLE SCH							
Electricity	87,840	KWH	\$8,521.32	\$0.00	\$8,521.32	0.0970	61.38%
Natural Gas	6,468	CCF	\$4,424.58	\$0.00	\$4,424.58	0.6841	31.87%
Water	224	CCF	\$618.28	\$0.00	\$618.28	2.7602	4.45%
Sewer	123	CCF	\$318.57	\$0.00	\$318.57	2.5900	2.29%
Total Cost:			\$13,882.75	\$0.00	\$13,882.75		



Filters: Cost Center Name Not Equal To DoNotReport; Billing Period Equal To 201402All Meter CodesAll Group Names

elpaso

Energy CAP

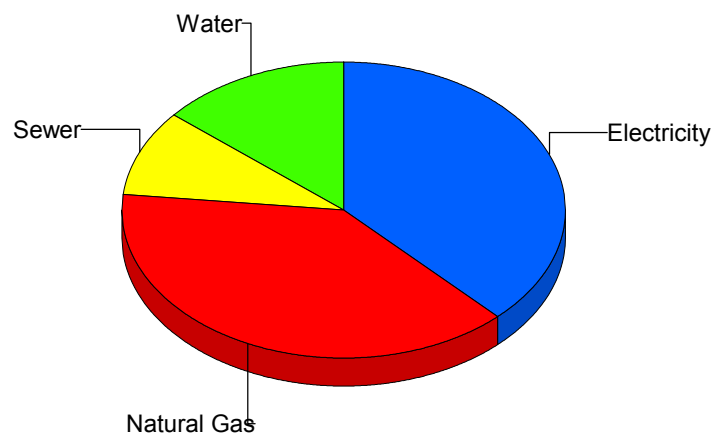
Cost Avoidance Program

Cost Summary Graph

Grouped by Energy Type

Energy Type	Use	Units	Meter Cost	Special Charges	Total Cost	Avg Unit Cost	% of Total Cost
Site: MAGOFFIN MIDDLE SCHO - MAGOFFIN MIDDLE SCHO							
Electricity	24,320	KWH	\$2,233.81	\$0.00	\$2,233.81	0.0919	37.70%
Natural Gas	3,304	CCF	\$2,303.87	\$0.00	\$2,303.87	0.6973	38.88%
Water	210	CCF	\$815.85	\$0.00	\$815.85	3.8850	13.77%
Sewer	248	CCF	\$571.47	\$0.00	\$571.47	2.3043	9.65%
Total Cost:			\$5,925.00	\$0.00	\$5,925.00		

For MAGOFFIN
MIDDLE SCHO



Electricity	37.7%
Natural Gas	38.9%
Sewer	9.6%
Water	13.8%
Total:	100.0%

Filters: Cost Center Name Not Equal To DoNotReport; Billing Period Equal To 201402All Meter CodesAll Group Names

elpaso

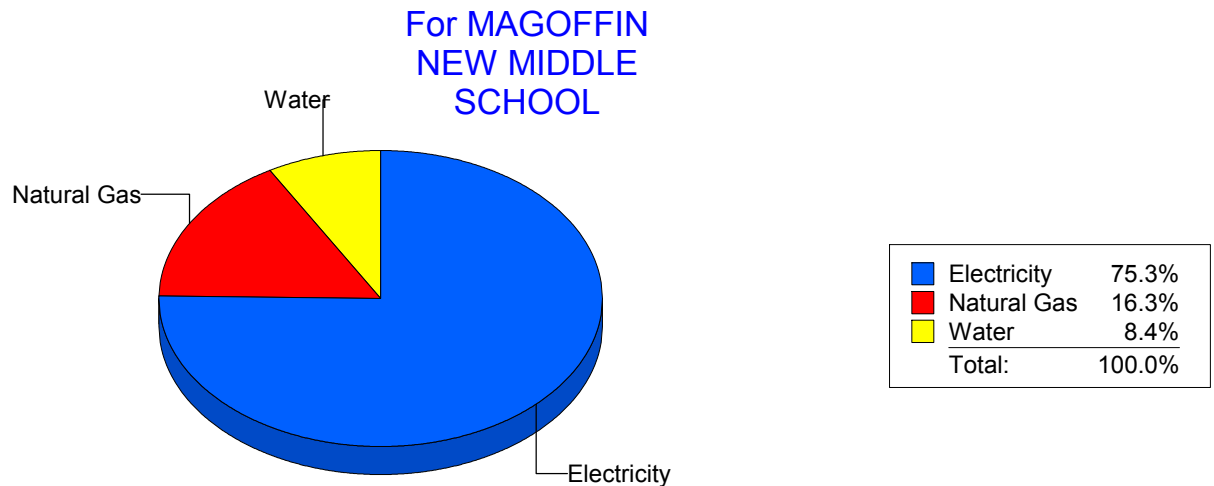
Energy CAP

Cost Avoidance Program

Cost Summary Graph

Grouped by Energy Type

Energy Type	Use	Units	Meter Cost	Special Charges	Total Cost	Avg Unit Cost	% of Total Cost
Site: MAGOFFINMIDDLESCHOOLN047 - MAGOFFIN NEW MIDDLE SCHOOL							
Electricity	101,600	KWH	\$8,868.11	\$0.00	\$8,868.11	0.0873	75.30%
Natural Gas	2,732	CCF	\$1,917.38	\$0.00	\$1,917.38	0.7018	16.28%
Water	206	CCF	\$990.93	\$0.00	\$990.93	4.8103	8.41%
Total Cost:			\$11,776.42	\$0.00	\$11,776.42		



Filters: Cost Center Name Not Equal To DoNotReport; Billing Period Equal To 201402All Meter CodesAll Group Names

elpaso

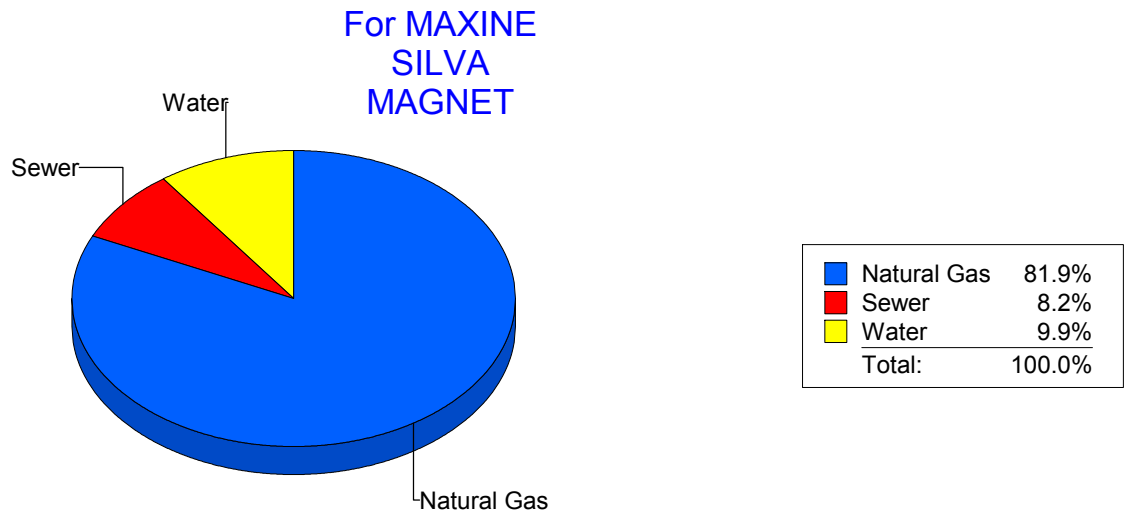
Energy CAP

Cost Avoidance Program

Cost Summary Graph

Grouped by Energy Type

Energy Type	Use	Units	Meter Cost	Special Charges	Total Cost	Avg Unit Cost	% of Total Cost
Site: MAXINE SILVA MAGNET - MAXINE SILVA MAGNET							
Natural Gas	3,803	CCF	\$2,638.08	\$0.00	\$2,638.08	0.6937	81.90%
Water	103	CCF	\$319.67	\$0.00	\$319.67	3.1036	9.92%
Sewer	83	CCF	\$263.37	\$0.00	\$263.37	3.1731	8.18%
Total Cost:			\$3,221.12	\$0.00	\$3,221.12		



Filters: Cost Center Name Not Equal To DoNotReport; Billing Period Equal To 201402All Meter CodesAll Group Names

elpaso

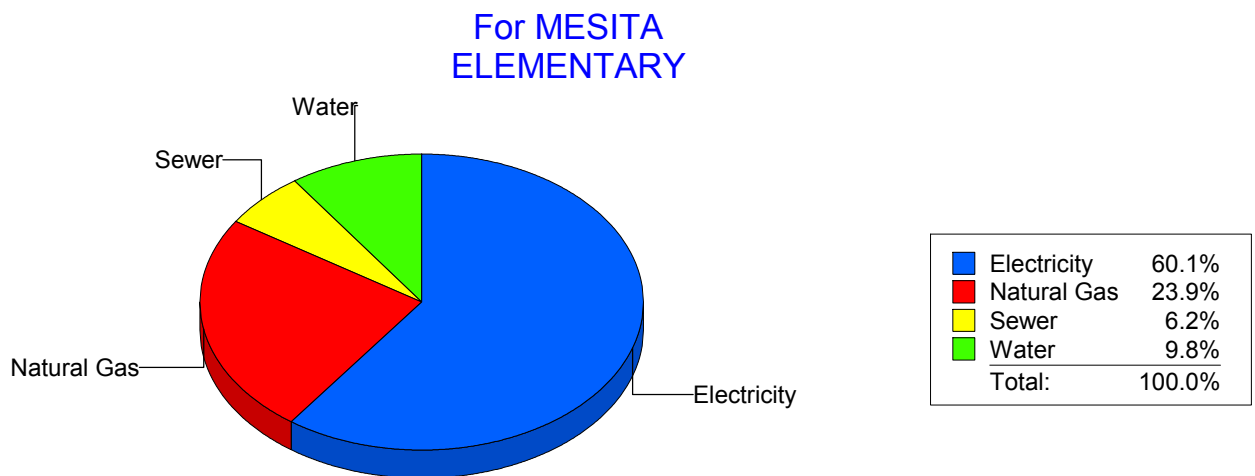
Energy CAP

Cost Avoidance Program

Cost Summary Graph

Grouped by Energy Type

Energy Type	Use	Units	Meter Cost	Special Charges	Total Cost	Avg Unit Cost	% of Total Cost
Site: MESITA ELEMENTARY - MESITA ELEMENTARY							
Electricity	65,280	KWH	\$6,741.67	\$0.00	\$6,741.67	0.1033	60.13%
Natural Gas	3,787	CCF	\$2,683.27	\$0.00	\$2,683.27	0.7085	23.93%
Water	330	CCF	\$1,095.92	\$0.00	\$1,095.92	3.3210	9.77%
Sewer	335	CCF	\$691.53	\$0.00	\$691.53	2.0643	6.17%
Total Cost:			\$11,212.39	\$0.00	\$11,212.39		



Filters: Cost Center Name Not Equal To DoNotReport; Billing Period Equal To 201402All Meter CodesAll Group Names

elpaso

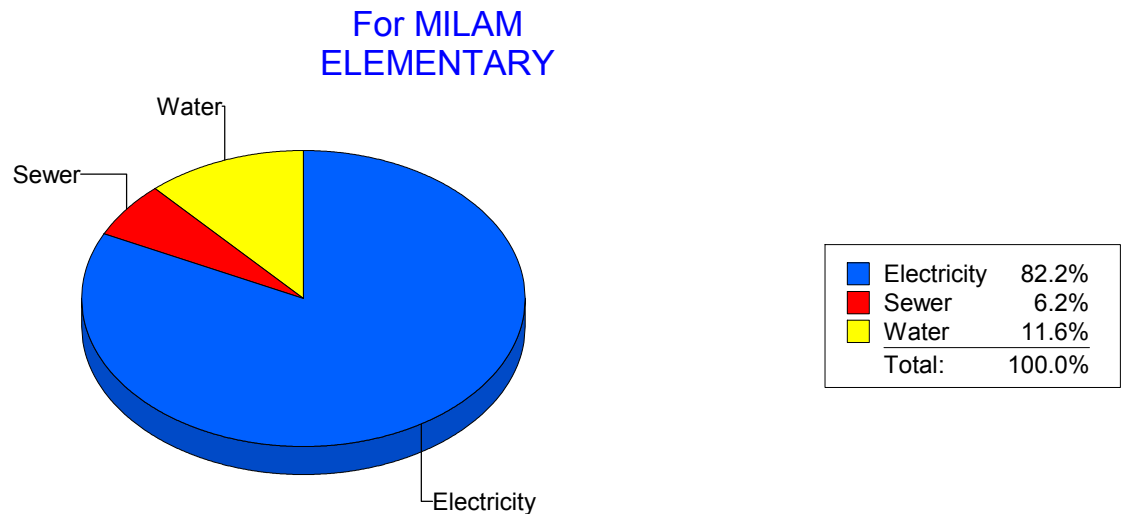
Energy CAP

Cost Avoidance Program

Cost Summary Graph

Grouped by Energy Type

Energy Type	Use	Units	Meter Cost	Special Charges	Total Cost	Avg Unit Cost	% of Total Cost
Site: MILAM ELEMENTARY - MILAM ELEMENTARY							
Electricity	26,520	KWH	\$2,951.27	\$0.00	\$2,951.27	0.1113	82.20%
Water	128	CCF	\$415.63	\$0.00	\$415.63	3.2471	11.58%
Sewer	54	CCF	\$223.35	\$0.00	\$223.35	4.1361	6.22%
Total Cost:			\$3,590.25	\$0.00	\$3,590.25		



Filters: Cost Center Name Not Equal To DoNotReport; Billing Period Equal To 201402All Meter CodesAll Group Names

elpaso

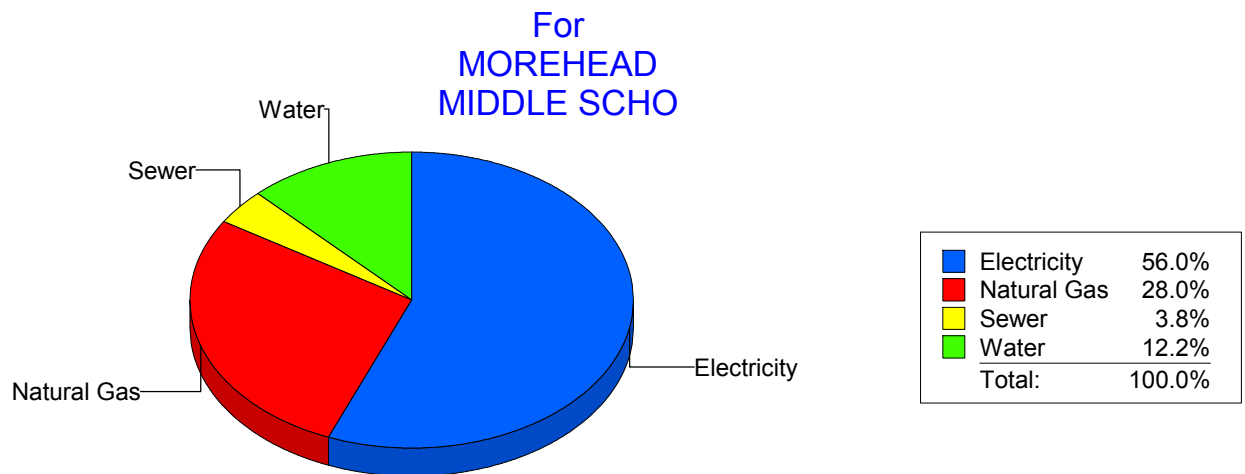
Energy CAP

Cost Avoidance Program

Cost Summary Graph

Grouped by Energy Type

Energy Type	Use	Units	Meter Cost	Special Charges	Total Cost	Avg Unit Cost	% of Total Cost
Site: MOREHEAD MIDDLE SCHO - MOREHEAD MIDDLE SCHO							
Electricity	90,442	KWH	\$8,023.28	\$0.00	\$8,023.28	0.0887	56.04%
Natural Gas	5,838	CCF	\$4,002.27	\$0.00	\$4,002.27	0.6856	27.96%
Water	1,036	CCF	\$1,748.77	\$0.00	\$1,748.77	1.6880	12.21%
Sewer	227	CCF	\$542.49	\$0.00	\$542.49	2.3898	3.79%
Total Cost:			\$14,316.81	\$0.00	\$14,316.81		



Filters: Cost Center Name Not Equal To DoNotReport; Billing Period Equal To 201402All Meter CodesAll Group Names

elpaso

Energy CAP

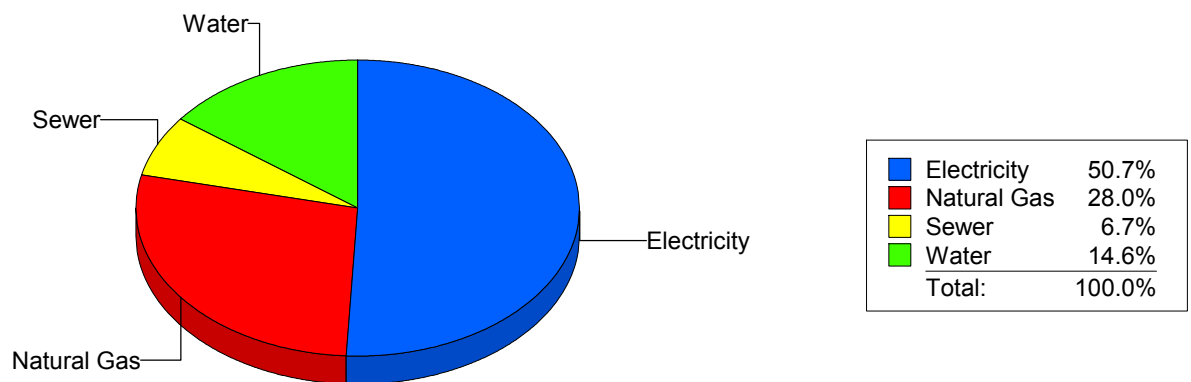
Cost Avoidance Program

Cost Summary Graph

Grouped by Energy Type

Energy Type	Use	Units	Meter Cost	Special Charges	Total Cost	Avg Unit Cost	% of Total Cost
Site: NEWMAN ELEMENTARY - NEWMAN ELEMENTARY							
Electricity	29,553	KWH	\$3,306.41	\$0.00	\$3,306.41	0.1119	50.70%
Natural Gas	2,452	CCF	\$1,828.12	\$0.00	\$1,828.12	0.7456	28.03%
Water	432	CCF	\$953.33	\$0.00	\$953.33	2.2068	14.62%
Sewer	227	CCF	\$434.09	\$0.00	\$434.09	1.9123	6.66%
Total Cost:			\$6,521.95	\$0.00	\$6,521.95		

For NEWMAN
ELEMENTARY



Filters: Cost Center Name Not Equal To DoNotReport; Billing Period Equal To 201402All Meter CodesAll Group Names

elpaso

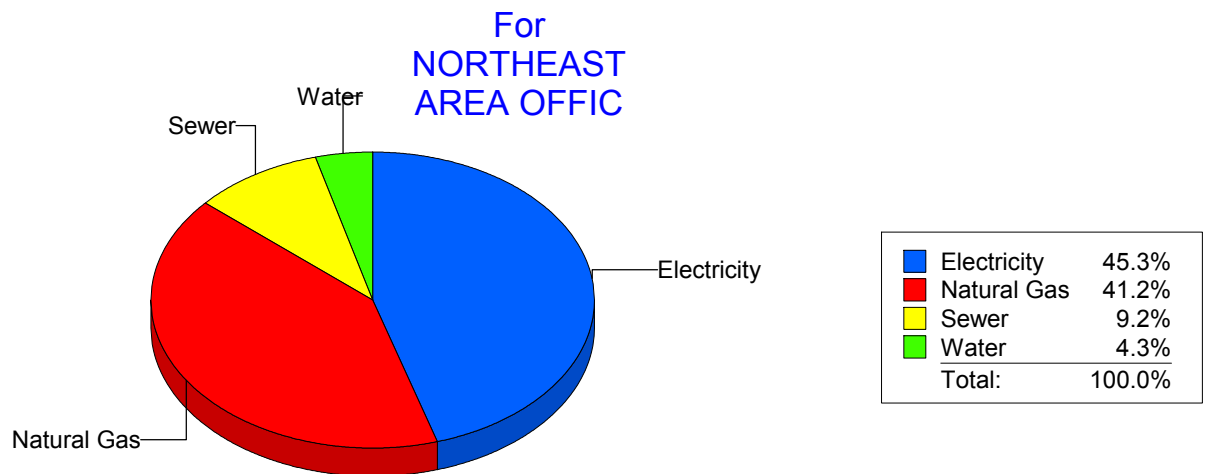
Energy CAP

Cost Avoidance Program

Cost Summary Graph

Grouped by Energy Type

Energy Type	Use	Units	Meter Cost	Special Charges	Total Cost	Avg Unit Cost	% of Total Cost
Site: NORTHEAST AREA OFFIC - NORTHEAST AREA OFFIC							
Electricity	4,920	KWH	\$572.59	\$0.00	\$572.59	0.1164	45.28%
Natural Gas	461	CCF	\$521.17	\$0.00	\$521.17	1.1305	41.22%
Water	5	CCF	\$54.08	\$0.00	\$54.08	10.8160	4.28%
Sewer	8	CCF	\$116.66	\$0.00	\$116.66	14.5825	9.23%
Total Cost:			\$1,264.50	\$0.00	\$1,264.50		



Filters: Cost Center Name Not Equal To DoNotReport; Billing Period Equal To 201402All Meter CodesAll Group Names

elpaso


Energy CAP

Cost Avoidance Program

Cost Summary Graph

Grouped by Energy Type

Energy Type	Use	Units	Meter Cost	Special Charges	Total Cost	Avg Unit Cost	% of Total Cost
Site: NORTHEAST AREA TRANS - NORTHEAST AREA TRANS							
Electricity	5,827	KWH	\$527.15	\$0.00	\$527.15	0.0905	29.76%
Natural Gas	741	CCF	\$621.90	\$0.00	\$621.90	0.8393	35.11%
Water	76	CCF	\$332.05	\$0.00	\$332.05	4.3691	18.75%
Sewer	44	CCF	\$289.95	\$0.00	\$289.95	6.5898	16.37%
Total Cost:			\$1,771.05	\$0.00	\$1,771.05		



Filters: Cost Center Name Not Equal To DoNotReport; Billing Period Equal To 201402All Meter CodesAll Group Names

elpaso

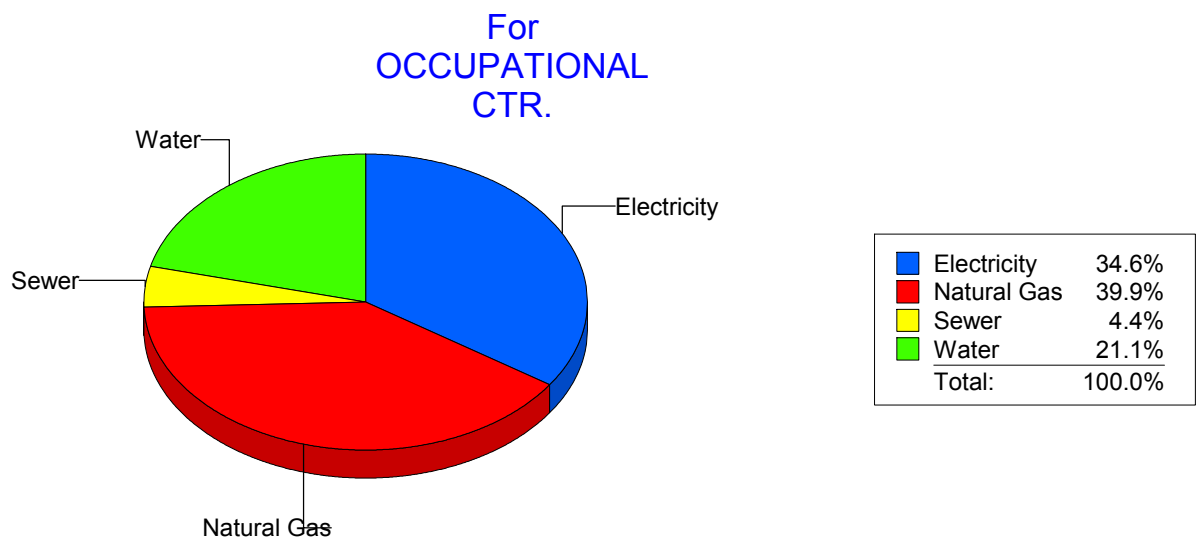
Energy CAP

Cost Avoidance Program

Cost Summary Graph

Grouped by Energy Type

Energy Type	Use	Units	Meter Cost	Special Charges	Total Cost	Avg Unit Cost	% of Total Cost
Site: OCCUPATIONAL CTR. - OCCUPATIONAL CTR.							
Electricity	4,400	KWH	\$464.15	\$0.00	\$464.15	0.1055	34.55%
Natural Gas	703	CCF	\$536.53	\$0.00	\$536.53	0.7632	39.94%
Water	46	CCF	\$283.59	\$0.00	\$283.59	6.1650	21.11%
Sewer	4	CCF	\$59.03	\$0.00	\$59.03	14.7575	4.39%
Total Cost:			\$1,343.30	\$0.00	\$1,343.30		



Filters: Cost Center Name Not Equal To DoNotReport; Billing Period Equal To 201402All Meter CodesAll Group Names

elpaso

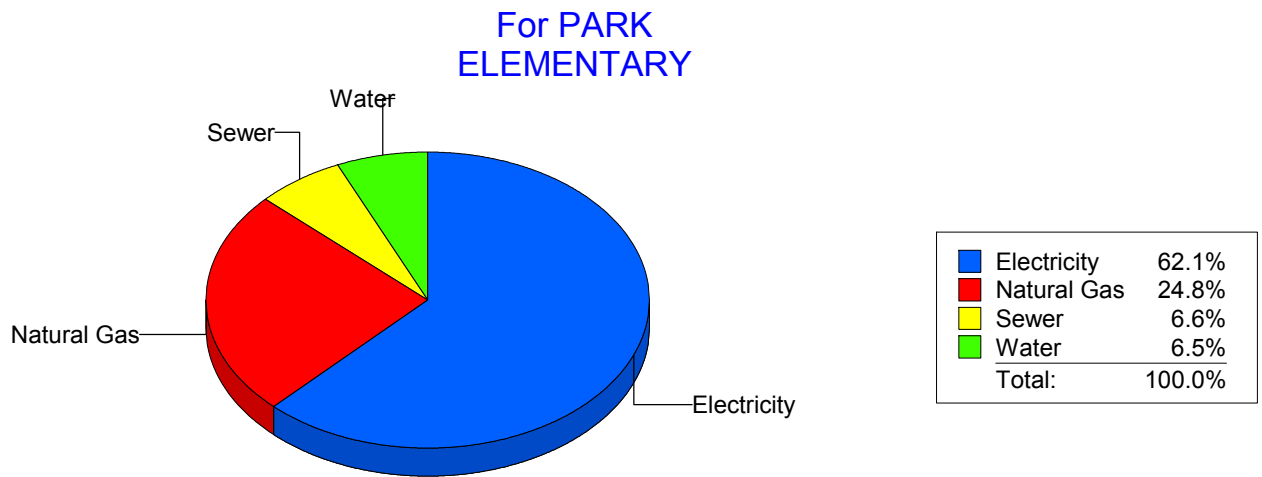
Energy CAP

Cost Avoidance Program

Cost Summary Graph

Grouped by Energy Type

Energy Type	Use	Units	Meter Cost	Special Charges	Total Cost	Avg Unit Cost	% of Total Cost
Site: PARK ELEMENTARY - PARK ELEMENTARY							
Electricity	35,939	KWH	\$4,145.88	\$0.00	\$4,145.88	0.1154	62.10%
Natural Gas	2,261	CCF	\$1,655.10	\$0.00	\$1,655.10	0.7320	24.79%
Water	164	CCF	\$437.06	\$0.00	\$437.06	2.6650	6.55%
Sewer	181	CCF	\$437.93	\$0.00	\$437.93	2.4195	6.56%
Total Cost:			\$6,675.97	\$0.00	\$6,675.97		



Filters: Cost Center Name Not Equal To DoNotReport; Billing Period Equal To 201402All Meter CodesAll Group Names

elpaso

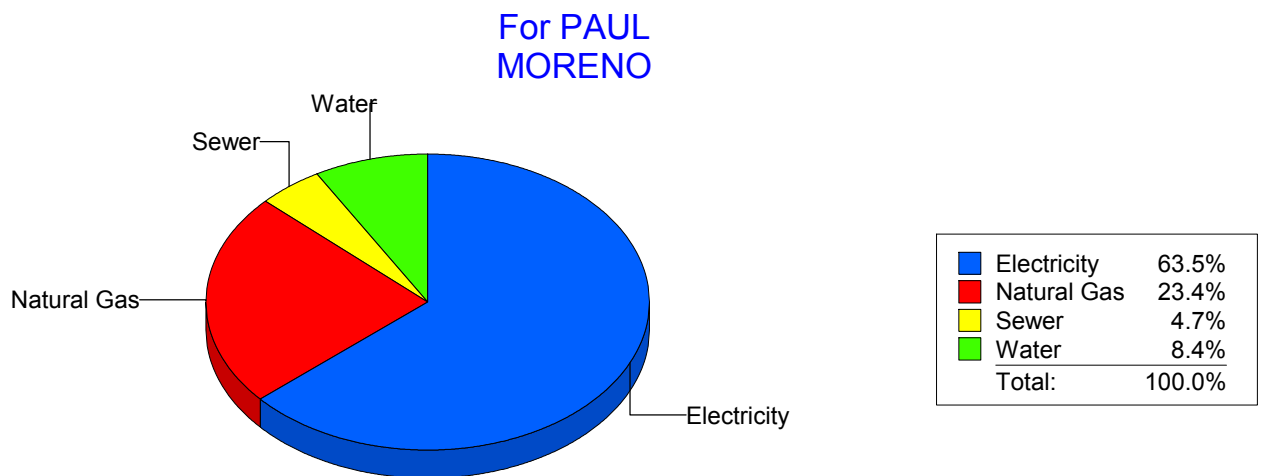
Energy CAP

Cost Avoidance Program

Cost Summary Graph

Grouped by Energy Type

Energy Type	Use	Units	Meter Cost	Special Charges	Total Cost	Avg Unit Cost	% of Total Cost
Site: PAUL MORENO - PAUL MORENO							
Electricity	53,100	KWH	\$5,233.76	\$0.00	\$5,233.76	0.0986	63.49%
Natural Gas	2,669	CCF	\$1,927.76	\$0.00	\$1,927.76	0.7223	23.39%
Water	188	CCF	\$694.07	\$0.00	\$694.07	3.6919	8.42%
Sewer	134	CCF	\$387.26	\$0.00	\$387.26	2.8900	4.70%
Total Cost:			\$8,242.85	\$0.00	\$8,242.85		



Filters: Cost Center Name Not Equal To DoNotReport; Billing Period Equal To 201402All Meter CodesAll Group Names

elpaso

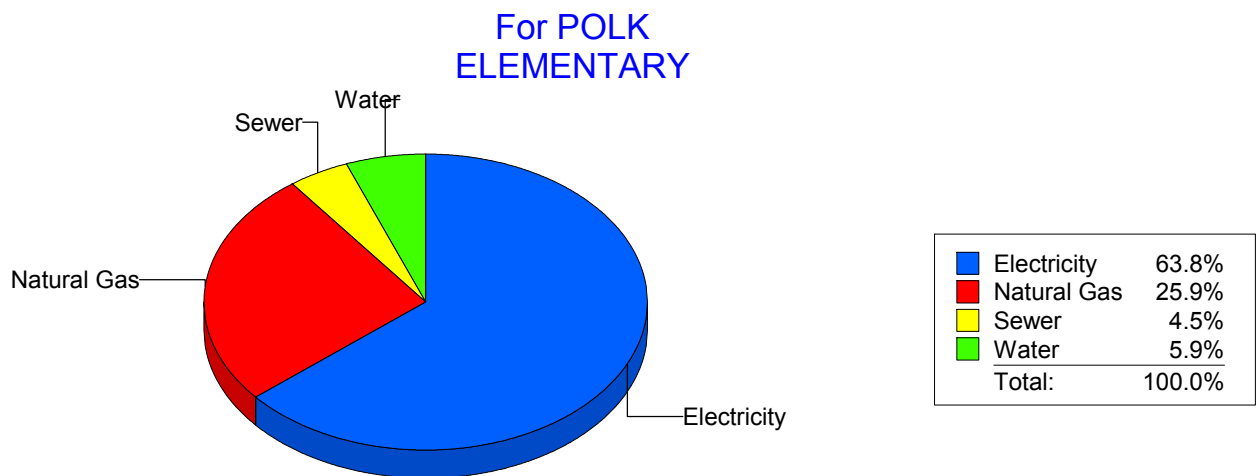
Energy CAP

Cost Avoidance Program

Cost Summary Graph

Grouped by Energy Type

Energy Type	Use	Units	Meter Cost	Special Charges	Total Cost	Avg Unit Cost	% of Total Cost
Site: POLK ELEMENTARY - POLK ELEMENTARY							
Electricity	40,100	KWH	\$3,952.62	\$0.00	\$3,952.62	0.0986	63.79%
Natural Gas	2,185	CCF	\$1,603.19	\$0.00	\$1,603.19	0.7337	25.87%
Water	146	CCF	\$363.15	\$0.00	\$363.15	2.4873	5.86%
Sewer	93	CCF	\$277.17	\$0.00	\$277.17	2.9803	4.47%
Total Cost:			\$6,196.13	\$0.00	\$6,196.13		



Filters: Cost Center Name Not Equal To DoNotReport; Billing Period Equal To 201402All Meter CodesAll Group Names

elpaso

Energy CAP

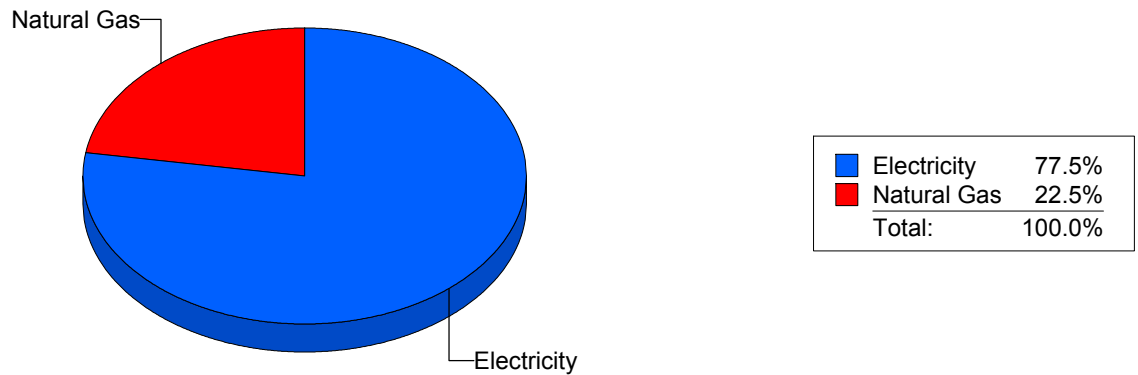
Cost Avoidance Program

Cost Summary Graph

Grouped by Energy Type

Energy Type	Use	Units	Meter Cost	Special Charges	Total Cost	Avg Unit Cost	% of Total Cost
Site: POWELL - POWELL							
Electricity	50,520	KWH	\$4,923.44	\$0.00	\$4,923.44	0.0975	77.52%
Natural Gas	2,013	CCF	\$1,428.05	\$0.00	\$1,428.05	0.7094	22.48%
Total Cost:			\$6,351.49	\$0.00	\$6,351.49		

For POWELL



Filters: Cost Center Name Not Equal To DoNotReport; Billing Period Equal To 201402All Meter CodesAll Group Names

elpaso

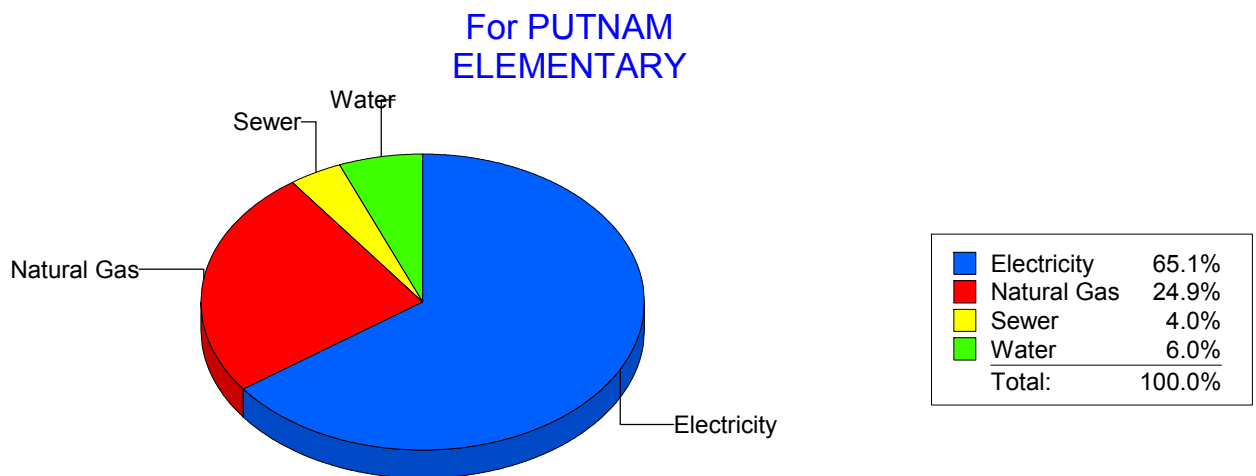
Energy CAP

Cost Avoidance Program

Cost Summary Graph

Grouped by Energy Type

Energy Type	Use	Units	Meter Cost	Special Charges	Total Cost	Avg Unit Cost	% of Total Cost
Site: PUTNAM ELEMENTARY - PUTNAM ELEMENTARY							
Electricity	33,681	KWH	\$3,881.51	\$0.00	\$3,881.51	0.1152	65.13%
Natural Gas	2,017	CCF	\$1,481.92	\$0.00	\$1,481.92	0.7347	24.87%
Water	180	CCF	\$359.07	\$0.00	\$359.07	1.9948	6.02%
Sewer	115	CCF	\$237.35	\$0.00	\$237.35	2.0639	3.98%
Total Cost:			\$5,959.85	\$0.00	\$5,959.85		



Filters: Cost Center Name Not Equal To DoNotReport; Billing Period Equal To 201402All Meter CodesAll Group Names

el Paso

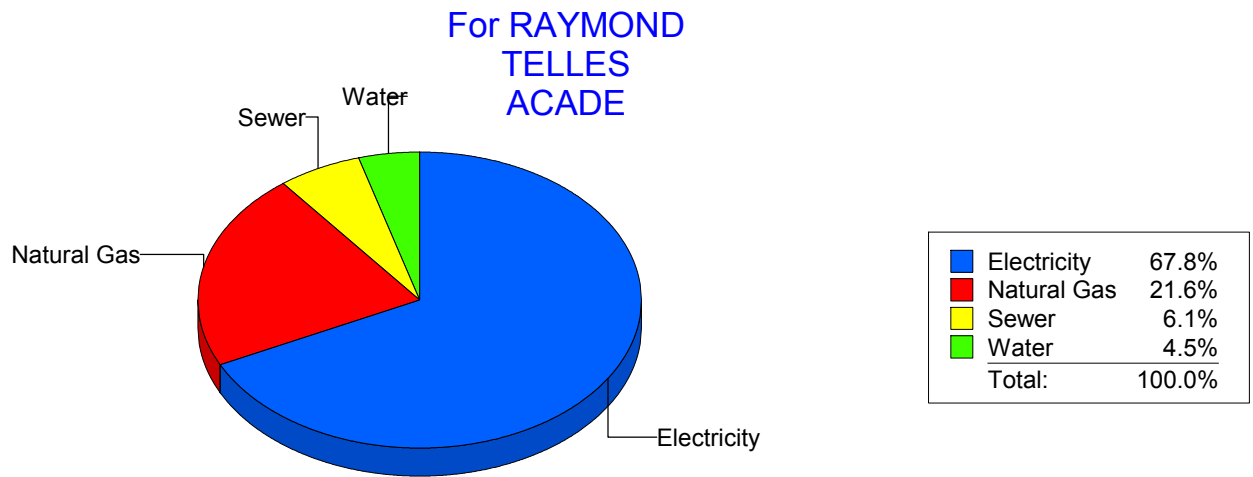
Energy CAP

Cost Avoidance Program

Cost Summary Graph

Grouped by Energy Type

Energy Type	Use	Units	Meter Cost	Special Charges	Total Cost	Avg Unit Cost	% of Total Cost
Site: RAYMOND TELLES ACADE - RAYMOND TELLES ACADE							
Electricity	37,200	KWH	\$3,557.39	\$0.00	\$3,557.39	0.0956	67.76%
Natural Gas	1,579	CCF	\$1,132.69	\$0.00	\$1,132.69	0.7173	21.58%
Water	50	CCF	\$236.99	\$0.00	\$236.99	4.7398	4.51%
Sewer	126	CCF	\$322.71	\$0.00	\$322.71	2.5612	6.15%
Total Cost:			\$5,249.78	\$0.00	\$5,249.78		



Filters: Cost Center Name Not Equal To DoNotReport; Billing Period Equal To 201402All Meter CodesAll Group Names

elpaso

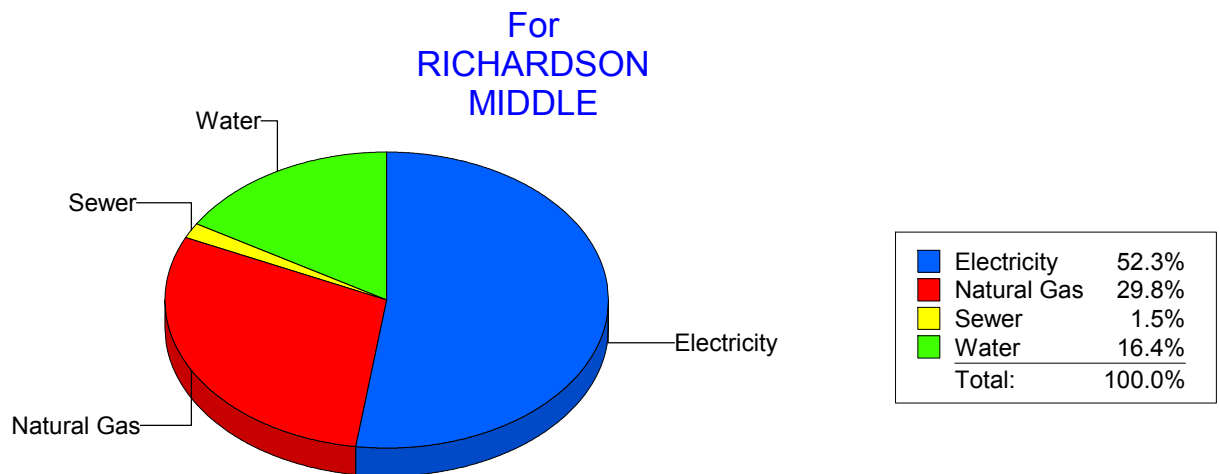
Energy CAP

Cost Avoidance Program

Cost Summary Graph

Grouped by Energy Type

Energy Type	Use	Units	Meter Cost	Special Charges	Total Cost	Avg Unit Cost	% of Total Cost
Site: RICHARDSON MIDDLE - RICHARDSON MIDDLE							
Electricity	103,800	KWH	\$9,469.55	\$0.00	\$9,469.55	0.0912	52.26%
Natural Gas	7,921	CCF	\$5,398.62	\$0.00	\$5,398.62	0.6816	29.80%
Water	626	CCF	\$2,973.58	\$0.00	\$2,973.58	4.7501	16.41%
Sewer	93	CCF	\$277.17	\$0.00	\$277.17	2.9803	1.53%
Total Cost:			\$18,118.92	\$0.00	\$18,118.92		



Filters: Cost Center Name Not Equal To DoNotReport; Billing Period Equal To 201402All Meter CodesAll Group Names

elpaso

Energy CAP

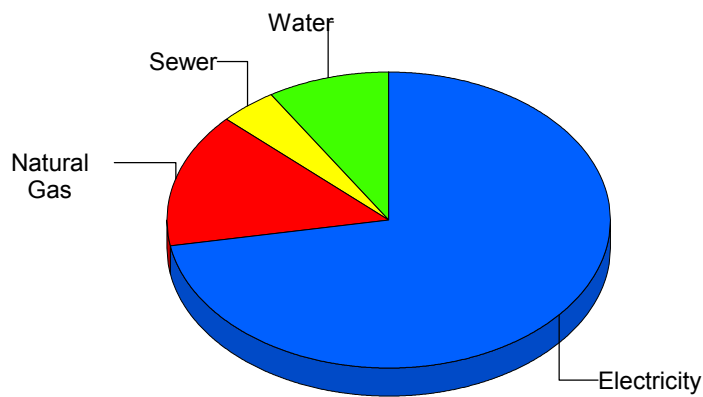
Cost Avoidance Program

Cost Summary Graph

Grouped by Energy Type

Energy Type	Use	Units	Meter Cost	Special Charges	Total Cost	Avg Unit Cost	% of Total Cost
Site: RIVERA ELEMENTARY - RIVERA ELEMENTARY							
Electricity	64,440	KWH	\$6,116.78	\$0.00	\$6,116.78	0.0949	72.17%
Natural Gas	1,740	CCF	\$1,242.27	\$0.00	\$1,242.27	0.7139	14.66%
Water	281	CCF	\$749.60	\$0.00	\$749.60	2.6676	8.84%
Sewer	158	CCF	\$366.87	\$0.00	\$366.87	2.3220	4.33%
Total Cost:			\$8,475.52	\$0.00	\$8,475.52		

For RIVERA
ELEMENTARY



Electricity	72.2%
Natural Gas	14.7%
Sewer	4.3%
Water	8.8%
Total:	100.0%

Filters: Cost Center Name Not Equal To DoNotReport; Billing Period Equal To 201402All Meter CodesAll Group Names

elpaso

Energy CAP

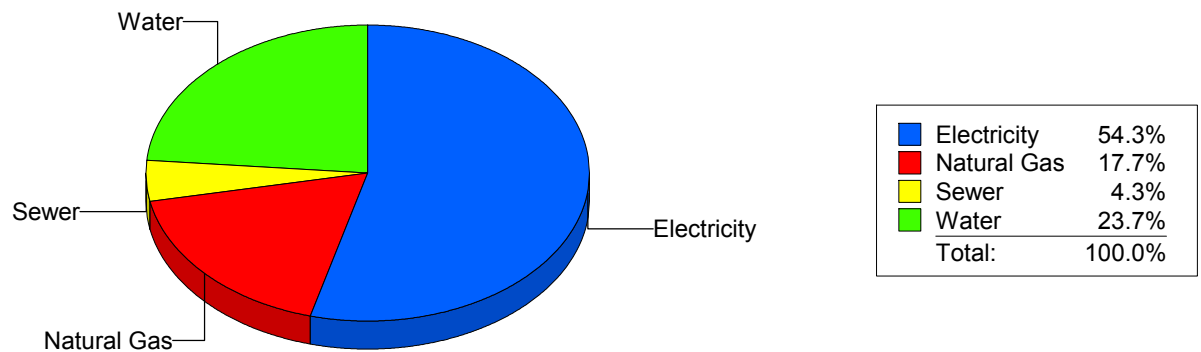
Cost Avoidance Program

Cost Summary Graph

Grouped by Energy Type

Energy Type	Use	Units	Meter Cost	Special Charges	Total Cost	Avg Unit Cost	% of Total Cost
Site: ROBERTS ELEMENTARY - ROBERTS ELEMENTARY							
Electricity	47,023	KWH	\$4,363.74	\$0.00	\$4,363.74	0.0928	54.31%
Natural Gas	1,921	CCF	\$1,423.71	\$0.00	\$1,423.71	0.7411	17.72%
Water	341	CCF	\$1,902.07	\$0.00	\$1,902.07	5.5779	23.67%
Sewer	182	CCF	\$346.06	\$0.00	\$346.06	1.9014	4.31%
Total Cost:			\$8,035.58	\$0.00	\$8,035.58		

For ROBERTS
ELEMENTARY



Filters: Cost Center Name Not Equal To DoNotReport; Billing Period Equal To 201402All Meter CodesAll Group Names

elpaso

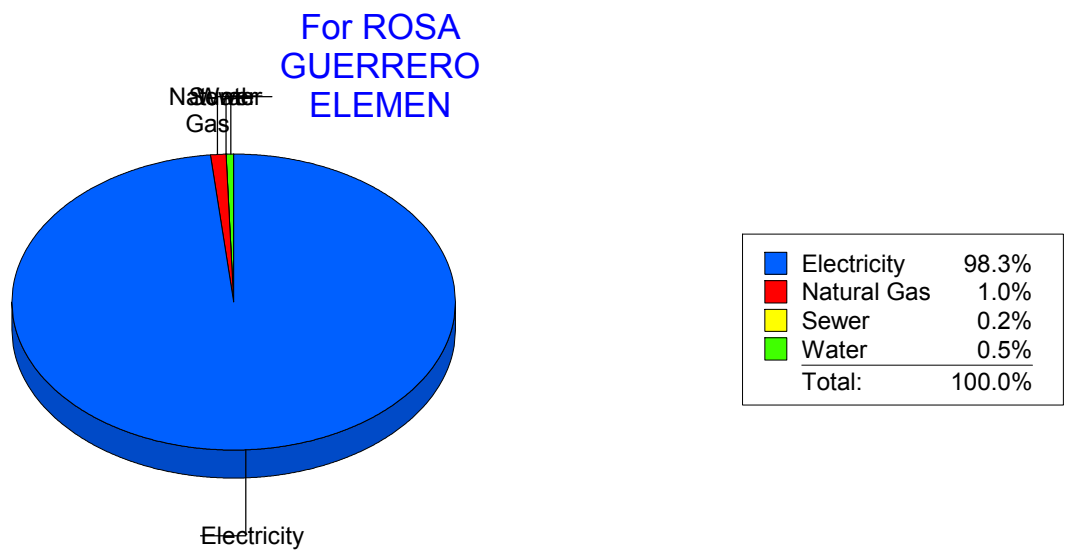
Energy CAP

Cost Avoidance Program

Cost Summary Graph

Grouped by Energy Type

Energy Type	Use	Units	Meter Cost	Special Charges	Total Cost	Avg Unit Cost	% of Total Cost
Site: ROSA GUERRERO ELEMEN - ROSA GUERRERO ELEMEN							
Electricity	55,700	KWH	\$175,881.09	\$0.00	\$175,881.09	3.1576	98.30%
Natural Gas	2,556	CCF	\$1,852.95	\$0.00	\$1,852.95	0.7249	1.04%
Water	295	CCF	\$818.15	\$0.00	\$818.15	2.7734	0.46%
Sewer	116	CCF	\$376.23	\$0.00	\$376.23	3.2434	0.21%
Total Cost:			\$178,928.42	\$0.00	\$178,928.42		



Filters: Cost Center Name Not Equal To DoNotReport; Billing Period Equal To 201402All Meter CodesAll Group Names

el Paso

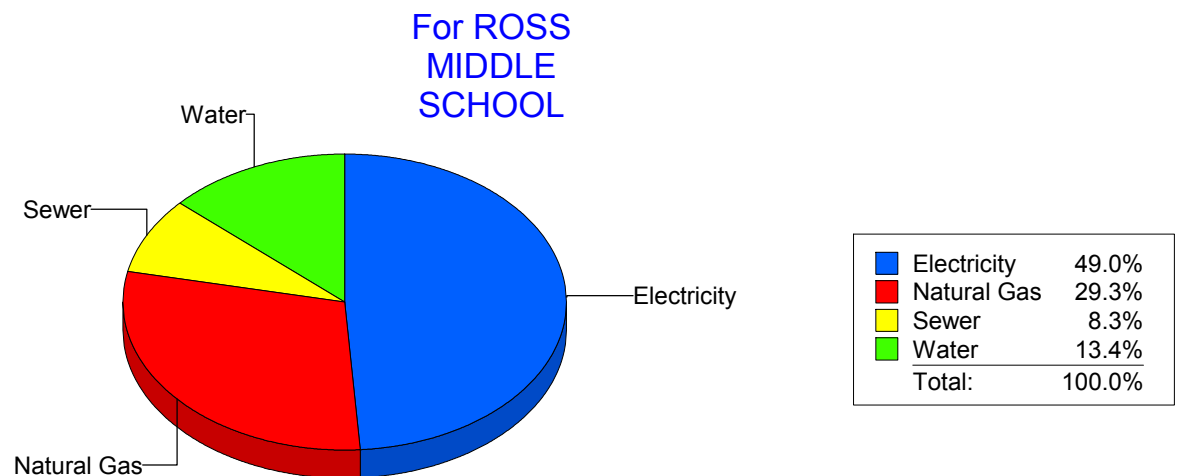
Energy CAP

Cost Avoidance Program

Cost Summary Graph

Grouped by Energy Type

Energy Type	Use	Units	Meter Cost	Special Charges	Total Cost	Avg Unit Cost	% of Total Cost
Site: ROSS MIDDLE SCHOOL - ROSS MIDDLE SCHOOL							
Electricity	57,947	KWH	\$6,266.26	\$0.00	\$6,266.26	0.1081	48.99%
Natural Gas	5,460	CCF	\$3,748.85	\$0.00	\$3,748.85	0.6866	29.31%
Water	1,012	CCF	\$1,714.11	\$0.00	\$1,714.11	1.6938	13.40%
Sewer	662	CCF	\$1,062.39	\$0.00	\$1,062.39	1.6048	8.31%
Total Cost:			\$12,791.61	\$0.00	\$12,791.61		



Filters: Cost Center Name Not Equal To DoNotReport; Billing Period Equal To 201402All Meter CodesAll Group Names

elpaso

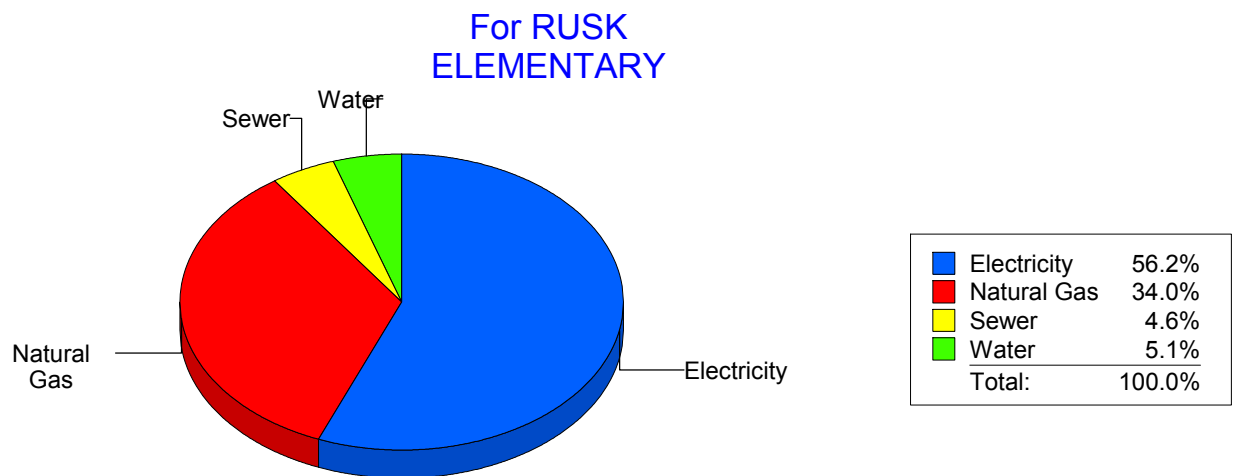
Energy CAP

Cost Avoidance Program

Cost Summary Graph

Grouped by Energy Type

Energy Type	Use	Units	Meter Cost	Special Charges	Total Cost	Avg Unit Cost	% of Total Cost
Site: RUSK ELEMENTARY - RUSK ELEMENTARY							
Electricity	30,742	KWH	\$3,215.34	\$0.00	\$3,215.34	0.1046	56.22%
Natural Gas	2,609	CCF	\$1,945.02	\$0.00	\$1,945.02	0.7455	34.01%
Water	94	CCF	\$293.67	\$0.00	\$293.67	3.1241	5.13%
Sewer	87	CCF	\$265.63	\$0.00	\$265.63	3.0532	4.64%
Total Cost:			\$5,719.66	\$0.00	\$5,719.66		



Filters: Cost Center Name Not Equal To DoNotReport; Billing Period Equal To 201402All Meter CodesAll Group Names

elpaso

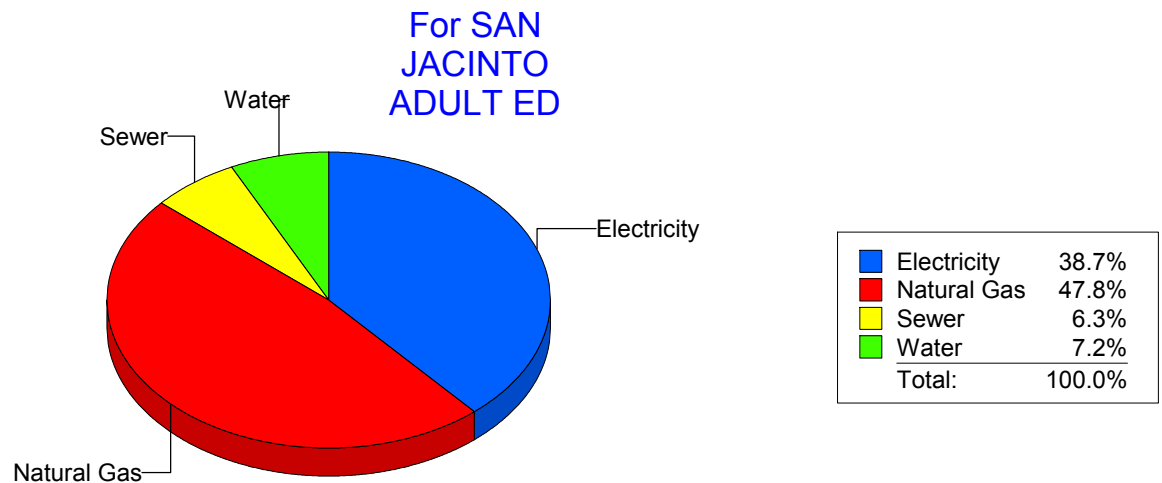
Energy CAP

Cost Avoidance Program

Cost Summary Graph

Grouped by Energy Type

Energy Type	Use	Units	Meter Cost	Special Charges	Total Cost	Avg Unit Cost	% of Total Cost
Site: SAN JACINTO ADULT ED - SAN JACINTO ADULT ED							
Electricity	6,700	KWH	\$698.36	\$0.00	\$698.36	0.1042	38.73%
Natural Gas	1,181	CCF	\$861.99	\$0.00	\$861.99	0.7299	47.80%
Water	40	CCF	\$130.13	\$0.00	\$130.13	3.2533	7.22%
Sewer	33	CCF	\$112.86	\$0.00	\$112.86	3.4200	6.26%
Total Cost:			\$1,803.34	\$0.00	\$1,803.34		



Filters: Cost Center Name Not Equal To DoNotReport; Billing Period Equal To 201402All Meter CodesAll Group Names

elpaso

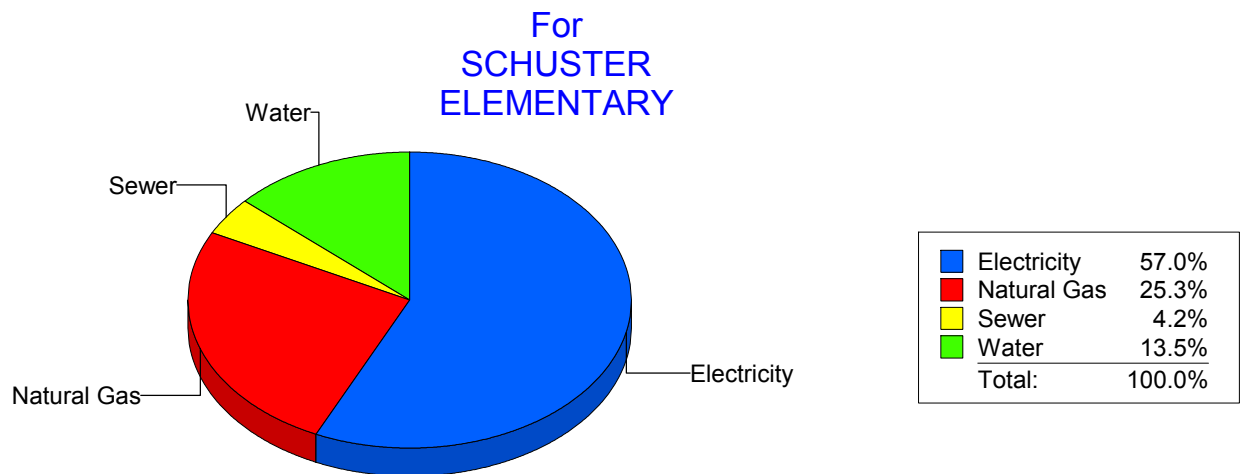
Energy CAP

Cost Avoidance Program

Cost Summary Graph

Grouped by Energy Type

Energy Type	Use	Units	Meter Cost	Special Charges	Total Cost	Avg Unit Cost	% of Total Cost
Site: SCHUSTER ELEMENTARY - SCHUSTER ELEMENTARY							
Electricity	25,527	KWH	\$2,470.98	\$0.00	\$2,470.98	0.0968	57.03%
Natural Gas	1,528	CCF	\$1,097.98	\$0.00	\$1,097.98	0.7186	25.34%
Water	219	CCF	\$583.21	\$0.00	\$583.21	2.6631	13.46%
Sewer	82	CCF	\$180.48	\$0.00	\$180.48	2.2010	4.17%
Total Cost:			\$4,332.65	\$0.00	\$4,332.65		



Filters: Cost Center Name Not Equal To DoNotReport; Billing Period Equal To 201402All Meter CodesAll Group Names

elpaso

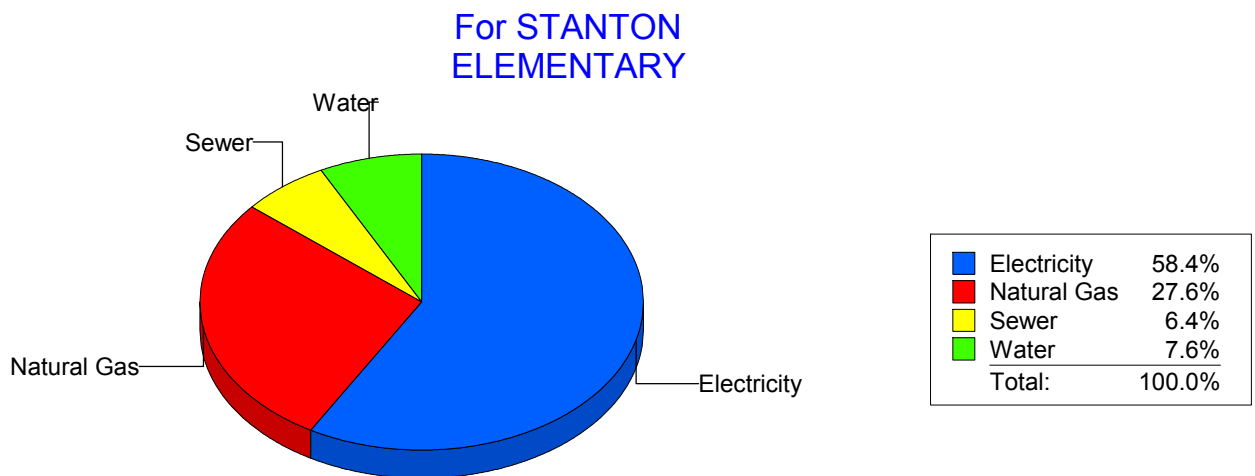
Energy CAP

Cost Avoidance Program

Cost Summary Graph

Grouped by Energy Type

Energy Type	Use	Units	Meter Cost	Special Charges	Total Cost	Avg Unit Cost	% of Total Cost
Site: STANTON ELEMENTARY - STANTON ELEMENTARY							
Electricity	32,377	KWH	\$3,668.42	\$0.00	\$3,668.42	0.1133	58.38%
Natural Gas	2,377	CCF	\$1,733.98	\$0.00	\$1,733.98	0.7295	27.60%
Water	235	CCF	\$480.09	\$0.00	\$480.09	2.0429	7.64%
Sewer	203	CCF	\$400.97	\$0.00	\$400.97	1.9752	6.38%
Total Cost:			\$6,283.46	\$0.00	\$6,283.46		



Filters: Cost Center Name Not Equal To DoNotReport; Billing Period Equal To 201402All Meter CodesAll Group Names

elpaso

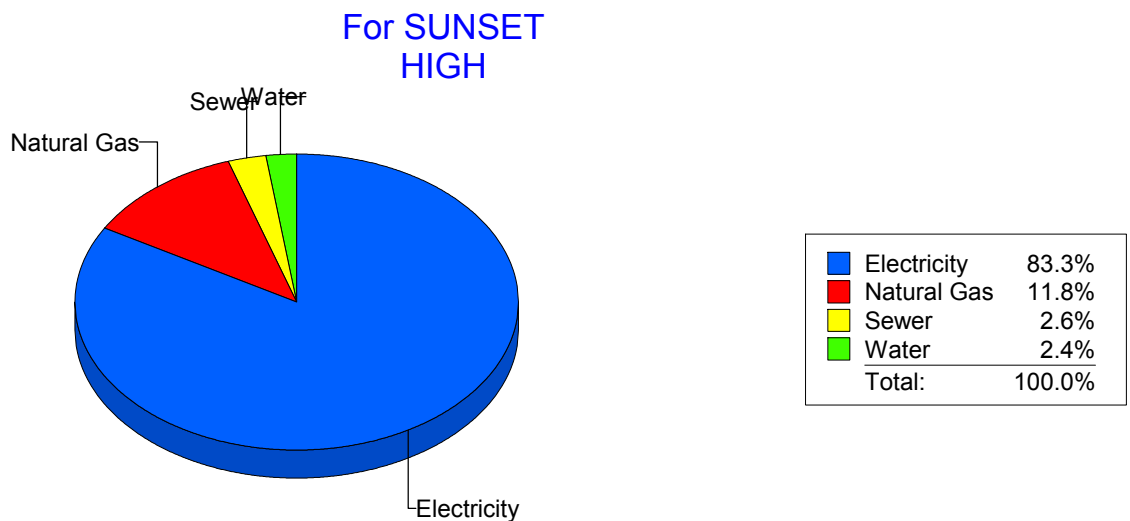
Energy CAP

Cost Avoidance Program

Cost Summary Graph

Grouped by Energy Type

Energy Type	Use	Units	Meter Cost	Special Charges	Total Cost	Avg Unit Cost	% of Total Cost
Site: SUNSET HIGH - SUNSET HIGH							
Electricity	27,000	KWH	\$2,945.42	\$0.00	\$2,945.42	0.1091	83.26%
Natural Gas	529	CCF	\$418.12	\$0.00	\$418.12	0.7904	11.82%
Water	10	CCF	\$83.33	\$0.00	\$83.33	8.3330	2.36%
Sewer	17	CCF	\$90.78	\$0.00	\$90.78	5.3400	2.57%
Total Cost:			\$3,537.65	\$0.00	\$3,537.65		



Filters: Cost Center Name Not Equal To DoNotReport; Billing Period Equal To 201402All Meter CodesAll Group Names

elpaso

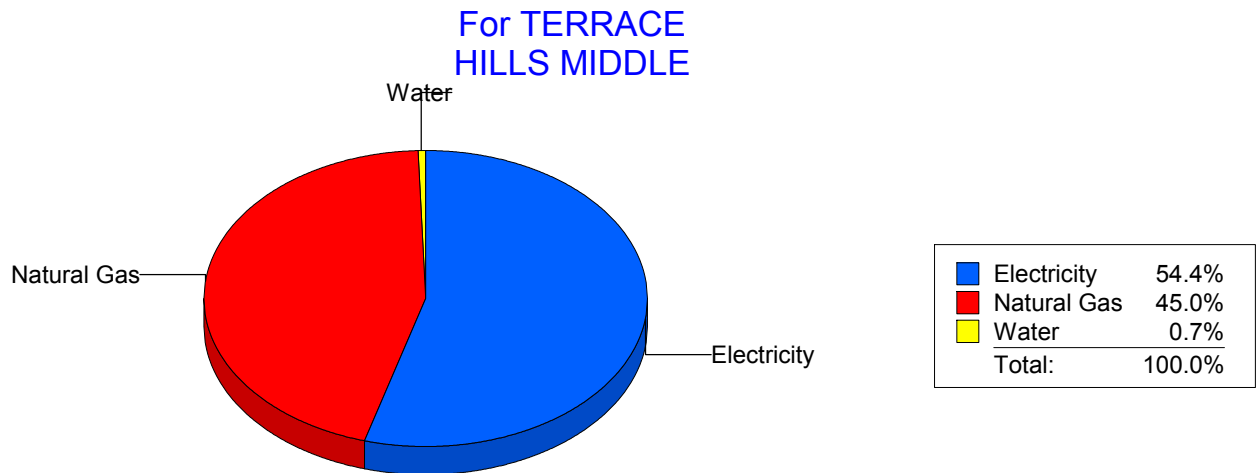
Energy CAP

Cost Avoidance Program

Cost Summary Graph

Grouped by Energy Type

Energy Type	Use	Units	Meter Cost	Special Charges	Total Cost	Avg Unit Cost	% of Total Cost
Site: TERRACE HILLS MIDDLE - TERRACE HILLS MIDDLE							
Electricity	34,200	KWH	\$3,178.38	\$0.00	\$3,178.38	0.0929	54.36%
Natural Gas	3,692	CCF	\$2,628.76	\$0.00	\$2,628.76	0.7120	44.96%
Water	0	CCF	\$39.32	\$0.00	\$39.32	0.0000	0.67%
Total Cost:			\$5,846.46	\$0.00	\$5,846.46		



Filters: Cost Center Name Not Equal To DoNotReport; Billing Period Equal To 201402All Meter CodesAll Group Names

el Paso

Energy CAP

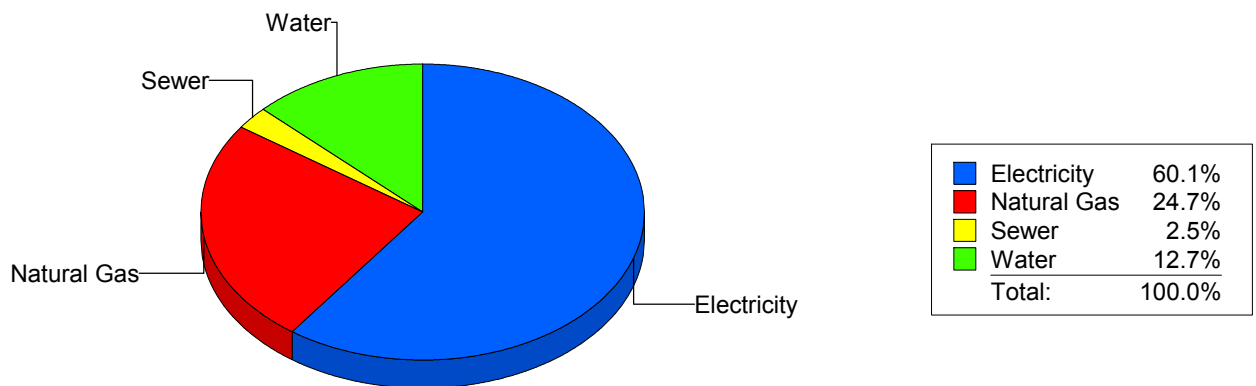
Cost Avoidance Program

Cost Summary Graph

Grouped by Energy Type

Energy Type	Use	Units	Meter Cost	Special Charges	Total Cost	Avg Unit Cost	% of Total Cost
Site: TIPPIN - TIPPIN ELEMENTARY							
Electricity	84,000	KWH	\$7,558.68	\$0.00	\$7,558.68	0.0900	60.09%
Natural Gas	4,503	CCF	\$3,107.03	\$0.00	\$3,107.03	0.6900	24.70%
Water	295	CCF	\$1,593.92	\$0.00	\$1,593.92	5.4031	12.67%
Sewer	124	CCF	\$319.95	\$0.00	\$319.95	2.5802	2.54%
Total Cost:			\$12,579.58	\$0.00	\$12,579.58		

For TIPPIN
ELEMENTARY



Filters: Cost Center Name Not Equal To DoNotReport; Billing Period Equal To 201402All Meter CodesAll Group Names

elpaso

Energy CAP

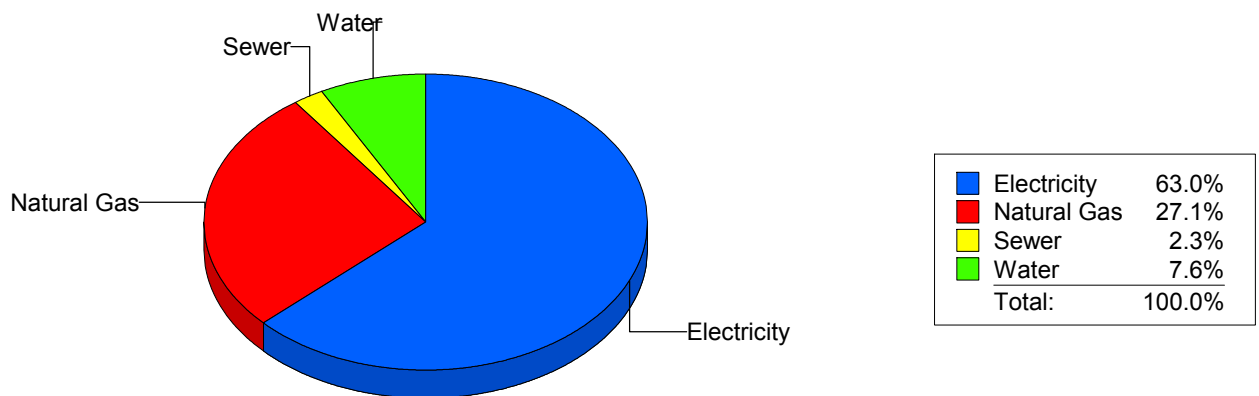
Cost Avoidance Program

Cost Summary Graph

Grouped by Energy Type

Energy Type	Use	Units	Meter Cost	Special Charges	Total Cost	Avg Unit Cost	% of Total Cost
Site: TOMLEA - TOM LEA							
Electricity	64,560	KWH	\$7,073.01	\$0.00	\$7,073.01	0.1096	62.96%
Natural Gas	4,416	CCF	\$3,049.01	\$0.00	\$3,049.01	0.6904	27.14%
Water	241	CCF	\$859.20	\$0.00	\$859.20	3.5651	7.65%
Sewer	76	CCF	\$253.71	\$0.00	\$253.71	3.3383	2.26%
Total Cost:			\$11,234.93	\$0.00	\$11,234.93		

For TOM LEA



Filters: Cost Center Name Not Equal To DoNotReport; Billing Period Equal To 201402All Meter CodesAll Group Names

elpaso

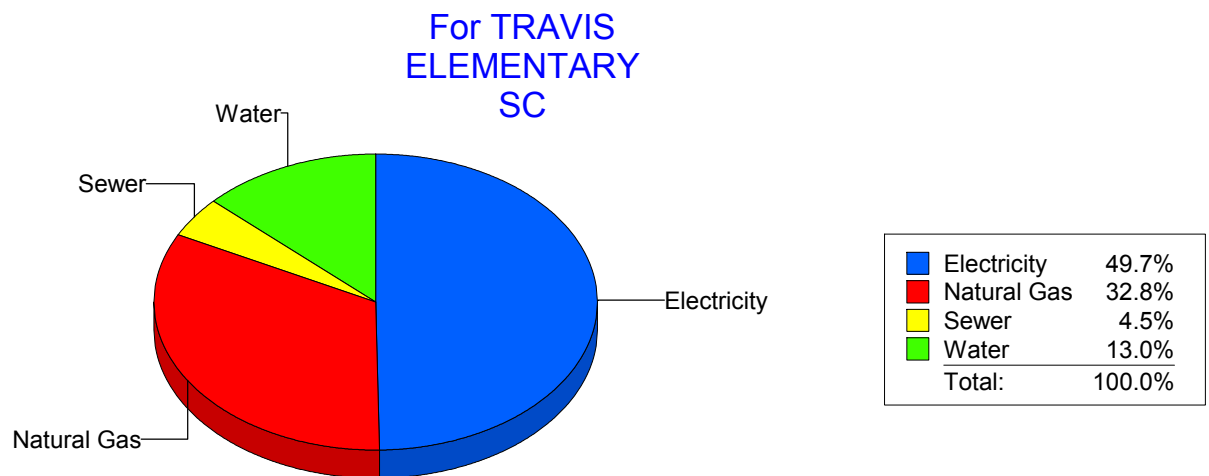
Energy CAP

Cost Avoidance Program

Cost Summary Graph

Grouped by Energy Type

Energy Type	Use	Units	Meter Cost	Special Charges	Total Cost	Avg Unit Cost	% of Total Cost
Site: TRAVIS ELEMENTARY SC - TRAVIS ELEMENTARY SC							
Electricity	27,362	KWH	\$2,616.88	\$0.00	\$2,616.88	0.0956	49.70%
Natural Gas	2,365	CCF	\$1,727.14	\$0.00	\$1,727.14	0.7303	32.80%
Water	172	CCF	\$684.35	\$0.00	\$684.35	3.9788	13.00%
Sewer	84	CCF	\$236.75	\$0.00	\$236.75	2.8185	4.50%
Total Cost:			\$5,265.12	\$0.00	\$5,265.12		



Filters: Cost Center Name Not Equal To DoNotReport; Billing Period Equal To 201402All Meter CodesAll Group Names

elpaso

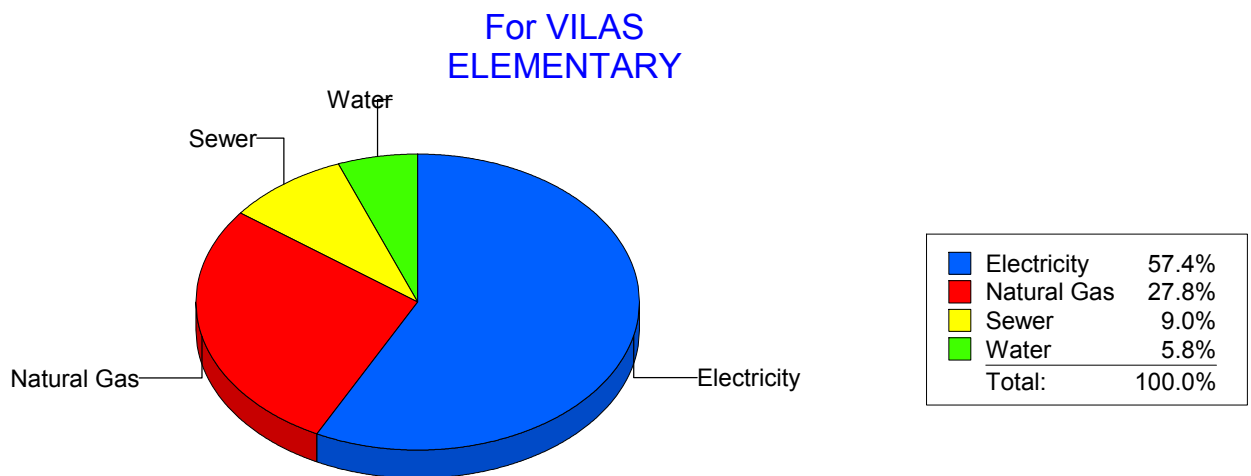
Energy CAP

Cost Avoidance Program

Cost Summary Graph

Grouped by Energy Type

Energy Type	Use	Units	Meter Cost	Special Charges	Total Cost	Avg Unit Cost	% of Total Cost
Site: VILAS ELEMENTARY - VILAS ELEMENTARY							
Electricity	36,863	KWH	\$4,556.99	\$0.00	\$4,556.99	0.1236	57.40%
Natural Gas	2,983	CCF	\$2,203.69	\$0.00	\$2,203.69	0.7387	27.76%
Water	115	CCF	\$463.04	\$0.00	\$463.04	4.0264	5.83%
Sewer	323	CCF	\$715.02	\$0.00	\$715.02	2.2137	9.01%
Total Cost:			\$7,938.74	\$0.00	\$7,938.74		



Filters: Cost Center Name Not Equal To DoNotReport; Billing Period Equal To 201402All Meter CodesAll Group Names

elpaso

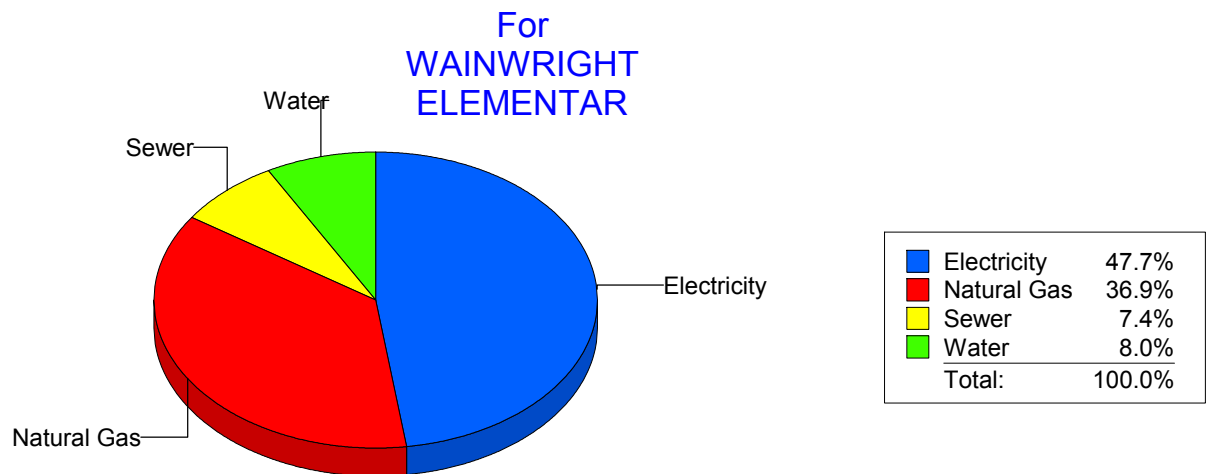
Energy CAP

Cost Avoidance Program

Cost Summary Graph

Grouped by Energy Type

Energy Type	Use	Units	Meter Cost	Special Charges	Total Cost	Avg Unit Cost	% of Total Cost
Site: WAINWRIGHT ELEMENTAR - WAINWRIGHT ELEMENTAR							
Electricity	12,622	KWH	\$1,358.00	\$0.00	\$1,358.00	0.1076	47.68%
Natural Gas	1,381	CCF	\$1,051.16	\$0.00	\$1,051.16	0.7612	36.91%
Water	52	CCF	\$227.18	\$0.00	\$227.18	4.3688	7.98%
Sewer	56	CCF	\$211.92	\$0.00	\$211.92	3.7843	7.44%
Total Cost:			\$2,848.26	\$0.00	\$2,848.26		



Filters: Cost Center Name Not Equal To DoNotReport; Billing Period Equal To 201402All Meter CodesAll Group Names

el Paso

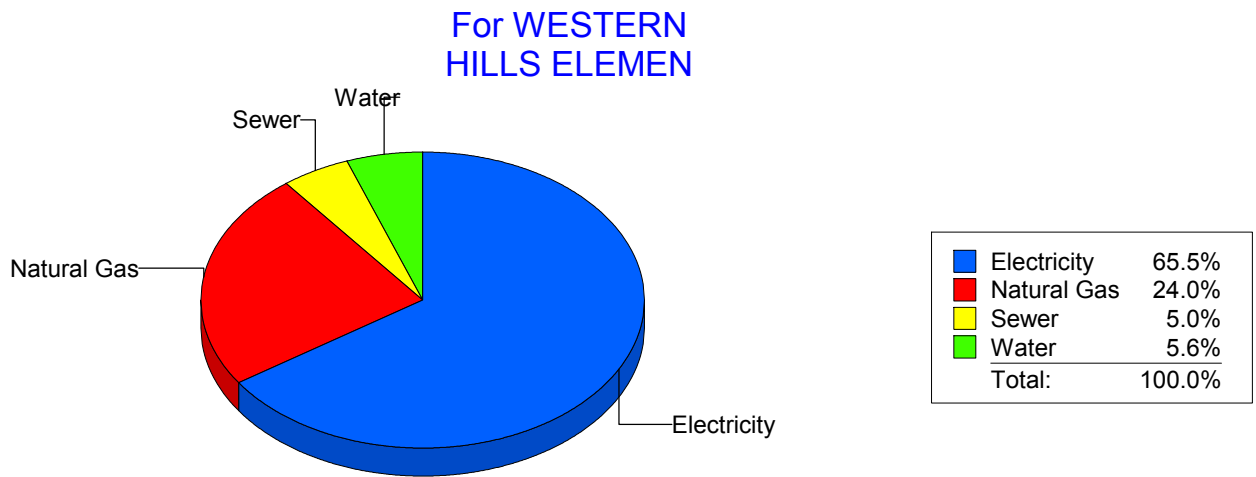
Energy CAP

Cost Avoidance Program

Cost Summary Graph

Grouped by Energy Type

Energy Type	Use	Units	Meter Cost	Special Charges	Total Cost	Avg Unit Cost	% of Total Cost
Site: WESTERN HILLS ELEMEN - WESTERN HILLS ELEMEN							
Electricity	40,200	KWH	\$4,559.66	\$0.00	\$4,559.66	0.1134	65.49%
Natural Gas	2,367	CCF	\$1,668.97	\$0.00	\$1,668.97	0.7051	23.97%
Water	104	CCF	\$388.50	\$0.00	\$388.50	3.7356	5.58%
Sewer	84	CCF	\$345.15	\$0.00	\$345.15	4.1089	4.96%
Total Cost:			\$6,962.28	\$0.00	\$6,962.28		



Filters: Cost Center Name Not Equal To DoNotReport; Billing Period Equal To 201402All Meter CodesAll Group Names

elpaso

Energy CAP

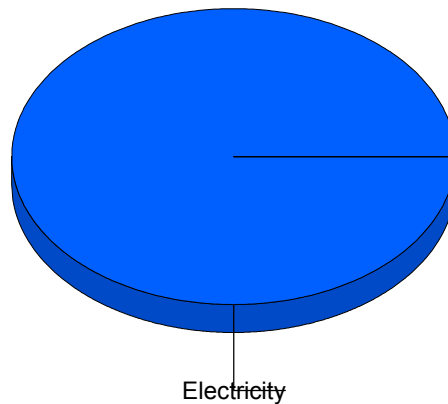
Cost Avoidance Program

Cost Summary Graph

Grouped by Energy Type

Energy Type	Use	Units	Meter Cost	Special Charges	Total Cost	Avg Unit Cost	% of Total Cost
Site: WESTSIDE TRANSPORTAT - WESTSIDE TRANSPORTAT							
Electricity	3,063	KWH	\$361.17	\$0.00	\$361.17	0.1179	100.00%
Total Cost:			\$361.17	\$0.00	\$361.17		

For WESTSIDE
TRANSPORTAT



■ Electricity	100.0%
Total:	100.0%

Filters: Cost Center Name Not Equal To DoNotReport; Billing Period Equal To 201402All Meter CodesAll Group Names

elpaso

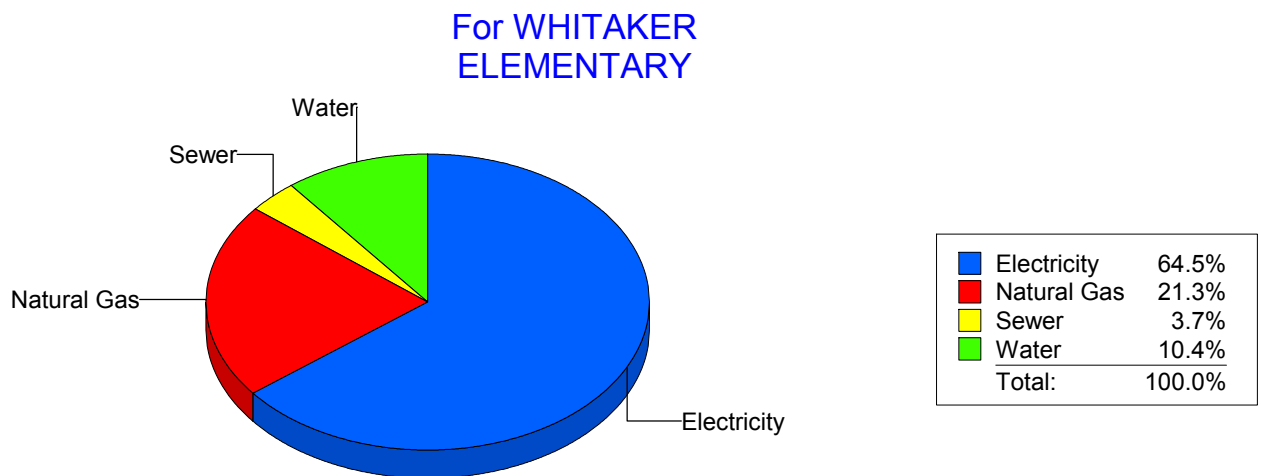
Energy CAP

Cost Avoidance Program

Cost Summary Graph

Grouped by Energy Type

Energy Type	Use	Units	Meter Cost	Special Charges	Total Cost	Avg Unit Cost	% of Total Cost
Site: WHITAKER ELEMENTARY - WHITAKER ELEMENTARY							
Electricity	85,200	KWH	\$7,291.81	\$0.00	\$7,291.81	0.0856	64.55%
Natural Gas	3,463	CCF	\$2,410.15	\$0.00	\$2,410.15	0.6960	21.33%
Water	454	CCF	\$1,178.32	\$0.00	\$1,178.32	2.5954	10.43%
Sewer	194	CCF	\$416.55	\$0.00	\$416.55	2.1472	3.69%
Total Cost:			\$11,296.83	\$0.00	\$11,296.83		



Filters: Cost Center Name Not Equal To DoNotReport; Billing Period Equal To 201402All Meter CodesAll Group Names

elpaso

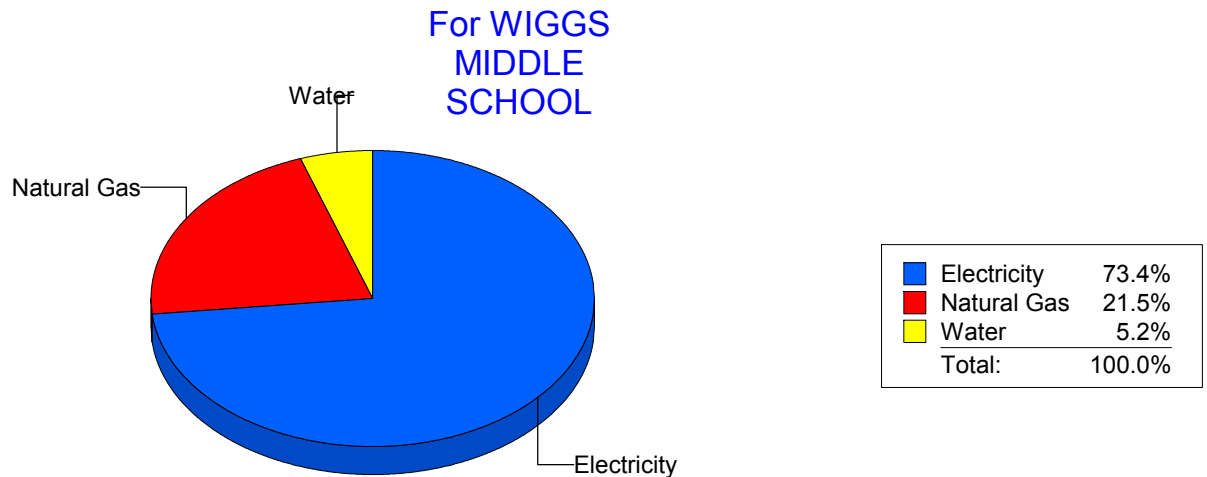
Energy CAP

Cost Avoidance Program

Cost Summary Graph

Grouped by Energy Type

Energy Type	Use	Units	Meter Cost	Special Charges	Total Cost	Avg Unit Cost	% of Total Cost
Site: WIGGS MIDDLE SCHOOL - WIGGS MIDDLE SCHOOL							
Electricity	62,120	KWH	\$5,855.42	\$0.00	\$5,855.42	0.0943	73.37%
Natural Gas	2,431	CCF	\$1,712.54	\$0.00	\$1,712.54	0.7045	21.46%
Water	88	CCF	\$412.21	\$0.00	\$412.21	4.6842	5.17%
Total Cost:			\$7,980.17	\$0.00	\$7,980.17		



Filters: Cost Center Name Not Equal To DoNotReport; Billing Period Equal To 201402All Meter CodesAll Group Names

elpaso

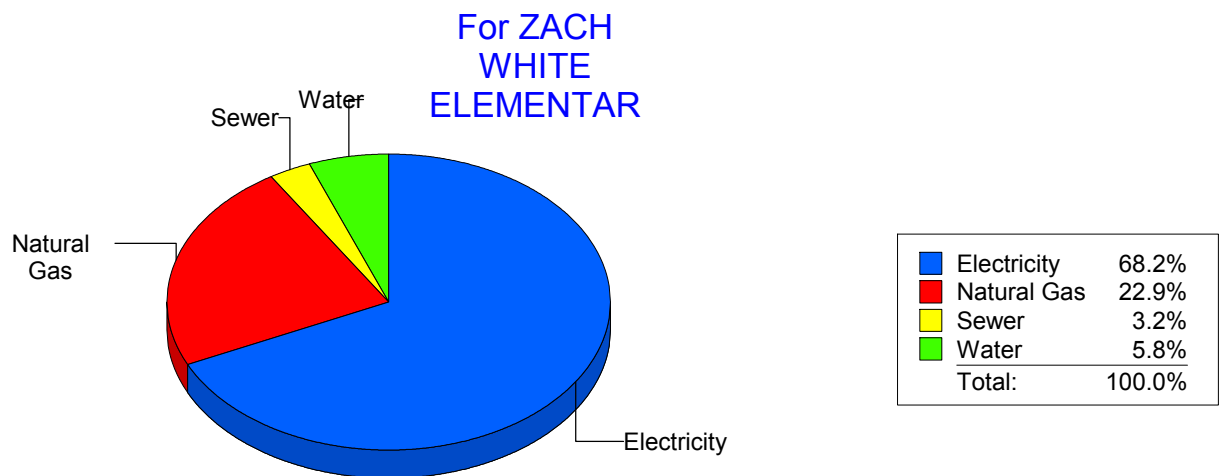
Energy CAP

Cost Avoidance Program

Cost Summary Graph

Grouped by Energy Type

Energy Type	Use	Units	Meter Cost	Special Charges	Total Cost	Avg Unit Cost	% of Total Cost
Site: ZACH WHITE ELEMENTAR - ZACH WHITE ELEMENTAR							
Electricity	54,300	KWH	\$5,857.25	\$0.00	\$5,857.25	0.1079	68.15%
Natural Gas	2,721	CCF	\$1,967.95	\$0.00	\$1,967.95	0.7232	22.90%
Water	160	CCF	\$497.99	\$0.00	\$497.99	3.1124	5.79%
Sewer	99	CCF	\$271.26	\$0.00	\$271.26	2.7400	3.16%
Total Cost:			\$8,594.45	\$0.00	\$8,594.45		



Filters: Cost Center Name Not Equal To DoNotReport; Billing Period Equal To 201402All Meter CodesAll Group Names

elpaso

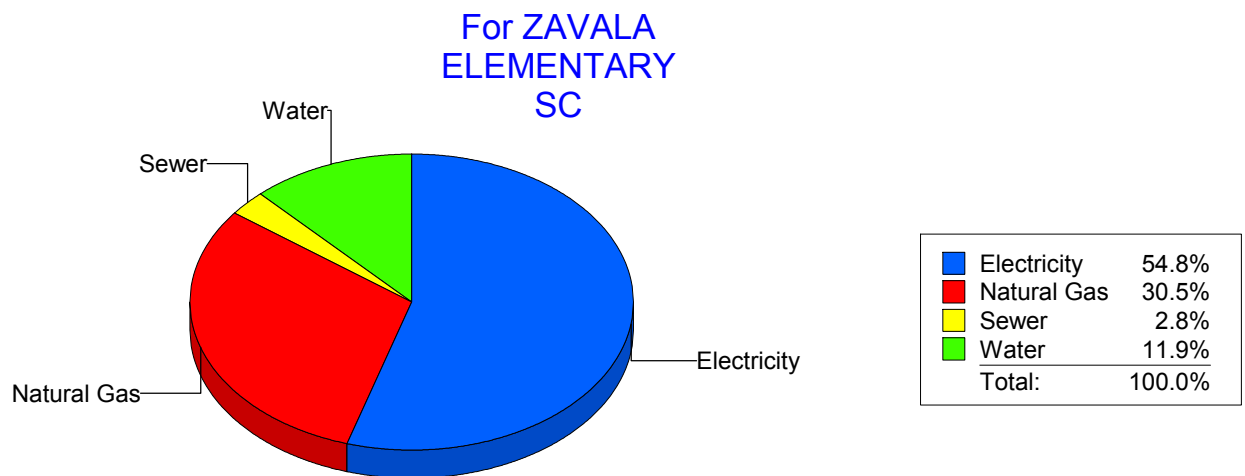
Energy CAP

Cost Avoidance Program

Cost Summary Graph

Grouped by Energy Type

Energy Type	Use	Units	Meter Cost	Special Charges	Total Cost	Avg Unit Cost	% of Total Cost
Site: ZAVALA ELEMENTARY SC - ZAVALA ELEMENTARY SC							
Electricity	30,750	KWH	\$2,485.81	\$0.00	\$2,485.81	0.0808	54.77%
Natural Gas	1,952	CCF	\$1,386.54	\$0.00	\$1,386.54	0.7103	30.55%
Water	125	CCF	\$538.22	\$0.00	\$538.22	4.3058	11.86%
Sewer	44	CCF	\$128.04	\$0.00	\$128.04	2.9100	2.82%
Total Cost:			\$4,538.61	\$0.00	\$4,538.61		



Filters: Cost Center Name Not Equal To DoNotReport; Billing Period Equal To 201402All Meter CodesAll Group Names

elpaso

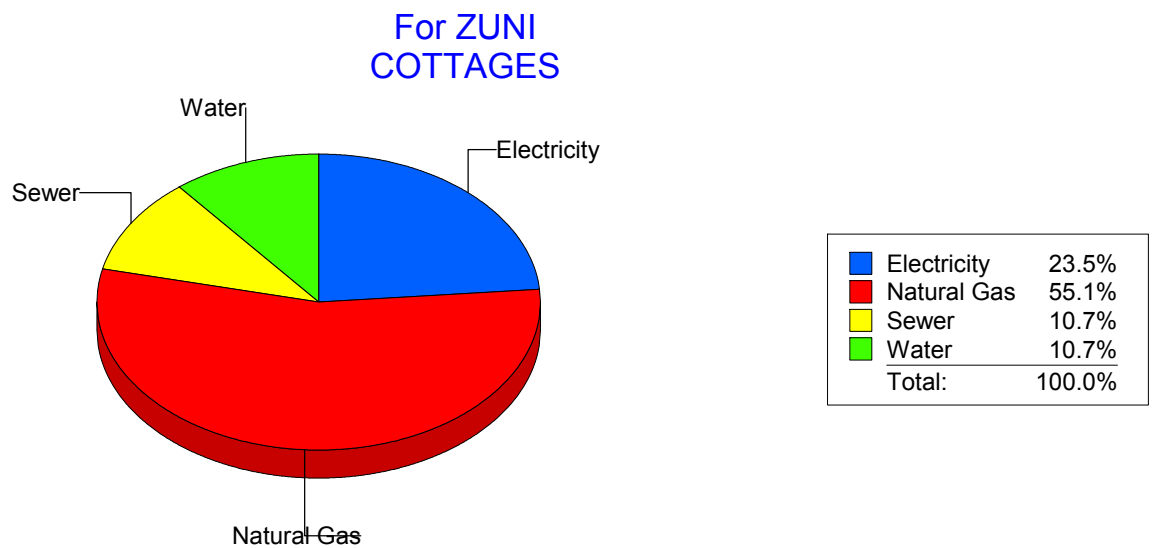
Energy CAP

Cost Avoidance Program

Cost Summary Graph

Grouped by Energy Type

Energy Type	Use	Units	Meter Cost	Special Charges	Total Cost	Avg Unit Cost	% of Total Cost
Site: ZUNI COTTAGES - ZUNI COTTAGES							
Electricity	153 KWH		\$50.78	\$0.00	\$50.78	0.3319	23.49%
Natural Gas	0 CCF		\$119.04	\$0.00	\$119.04	0.0000	55.06%
Water	0 CCF		\$23.14	\$0.00	\$23.14	0.0000	10.70%
Sewer	1 CCF		\$23.24	\$0.00	\$23.24	23.2400	10.75%
Total Cost:			\$216.20	\$0.00	\$216.20		



Filters: Cost Center Name Not Equal To DoNotReport; Billing Period Equal To 201402All Meter CodesAll Group Names

elpaso

Energy CAP

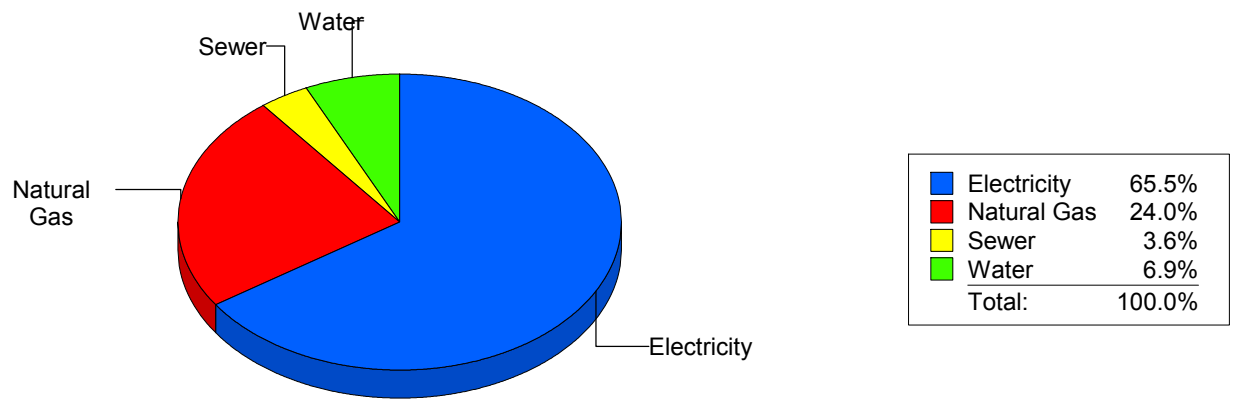
Cost Avoidance Program

Cost Summary Graph

Grouped by Energy Type

Energy Type	Use	Units	Meter Cost	Special Charges	Total Cost	Avg Unit Cost	% of Total Cost
All Sites							
Electricity	6,362,735	KWH	\$777,172.15	\$0.00	\$777,172.15	0.1221	65.50%
Natural Gas	405,569	CCF	\$285,273.82	\$0.00	\$285,273.82	0.7034	24.04%
Water	29,635	CCF	\$81,881.02	\$0.00	\$81,881.02	2.7630	6.90%
Sewer	17,737	CCF	\$42,207.41	\$0.00	\$42,207.41	2.3796	3.56%
Total Cost:			\$1,186,534.40	\$0.00	\$1,186,534.40		

For All Sites



Filters: Cost Center Name Not Equal To DoNotReport; Billing Period Equal To 201402All Meter CodesAll Group Names