

elpaso

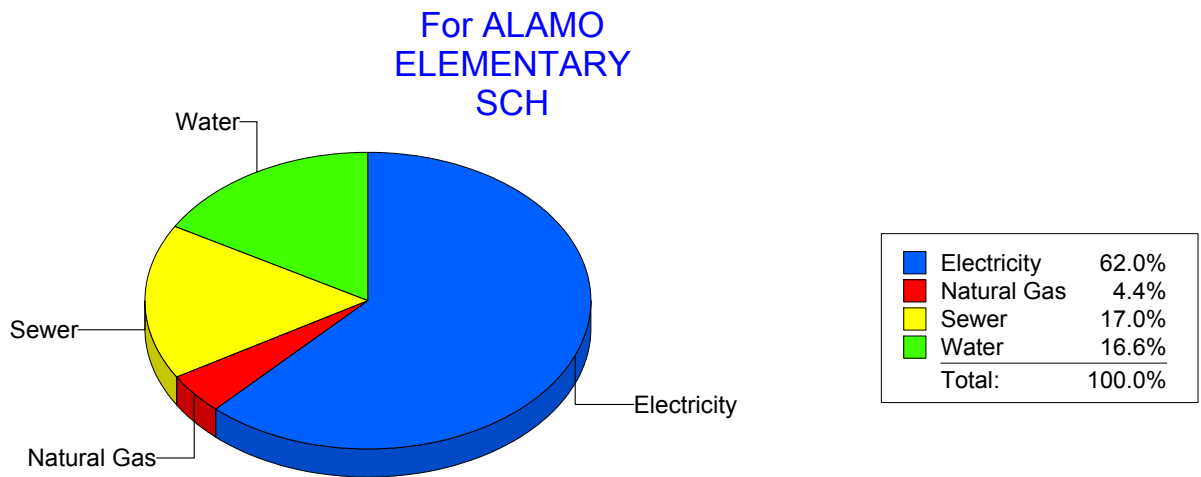
Energy CAP

Cost Avoidance Program

Cost Summary Graph

Grouped by Energy Type

Energy Type	Use	Units	Meter Cost	Special Charges	Total Cost	Avg Unit Cost	% of Total Cost
Site: ALAMO ELEMENTARY SCH - ALAMO ELEMENTARY SCH							
Electricity	3,000	KWH	\$468.13	\$0.00	\$468.13	0.1560	62.00%
Natural Gas	0	CCF	\$33.38	\$0.00	\$33.38	0.0000	4.42%
Water	0	CCF	\$125.26	\$0.00	\$125.26	0.0000	16.59%
Sewer	3	CCF	\$128.29	\$0.00	\$128.29	42.7633	16.99%
Total Cost:			\$755.06	\$0.00	\$755.06		



Filters: Cost Center Name Not One Of DoNotReport; Billing Period Equal To 200911

elpaso

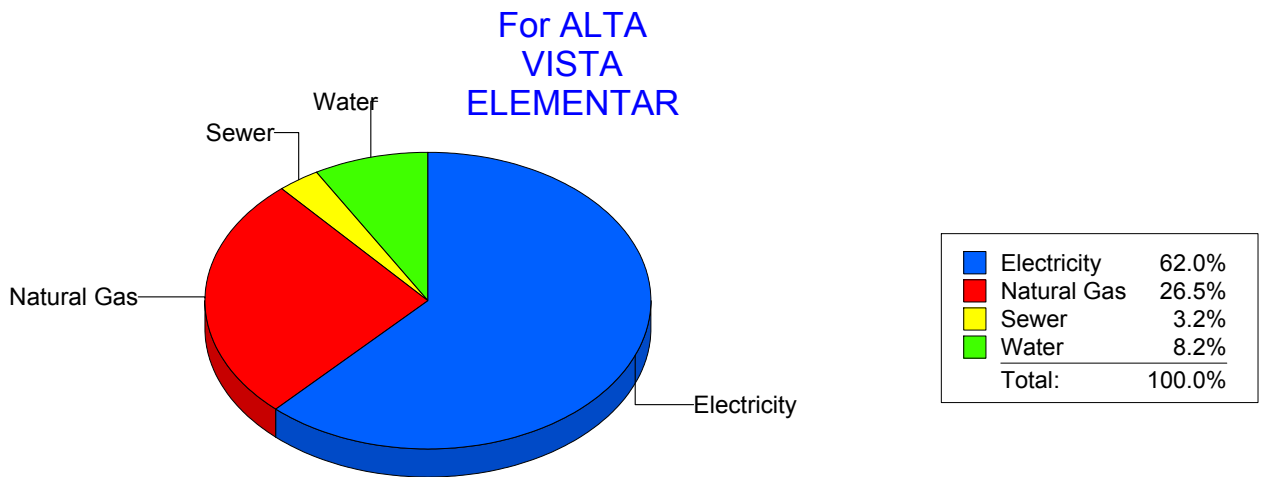
Energy CAP

Cost Avoidance Program

Cost Summary Graph

Grouped by Energy Type

Energy Type	Use	Units	Meter Cost	Special Charges	Total Cost	Avg Unit Cost	% of Total Cost
Site: ALTA VISTA ELEMENTAR - ALTA VISTA ELEMENTAR							
Electricity	25,200	KWH	\$3,435.78	\$0.00	\$3,435.78	0.1363	62.02%
Natural Gas	2,356	CCF	\$1,470.00	\$0.00	\$1,470.00	0.6239	26.53%
Water	203	CCF	\$456.43	\$0.00	\$456.43	2.2484	8.24%
Sewer	91	CCF	\$177.81	\$0.00	\$177.81	1.9540	3.21%
Total Cost:			\$5,540.02	\$0.00	\$5,540.02		



Filters: Cost Center Name Not One Of DoNotReport; Billing Period Equal To 200911

elpaso

Energy CAP

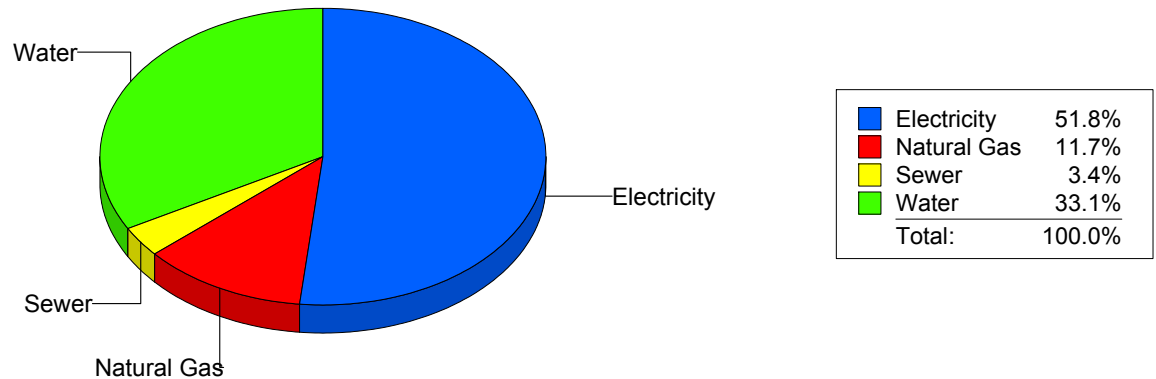
Cost Avoidance Program

Cost Summary Graph

Grouped by Energy Type

Energy Type	Use	Units	Meter Cost	Special Charges	Total Cost	Avg Unit Cost	% of Total Cost
Site: ANDRESS HIGH SCHOOL - ANDRESS HIGH SCHOOL							
Electricity	154,291	KWH	\$16,139.16	\$0.00	\$16,139.16	0.1046	51.79%
Natural Gas	6,011	CCF	\$3,658.87	\$0.00	\$3,658.87	0.6087	11.74%
Water	3,181	CCF	\$10,310.26	\$0.00	\$10,310.26	3.2412	33.08%
Sewer	724	CCF	\$1,057.09	\$0.00	\$1,057.09	1.4601	3.39%
Total Cost:			\$31,165.38	\$0.00	\$31,165.38		

For ANDRESS
HIGH SCHOOL



Filters: Cost Center Name Not One Of DoNotReport; Billing Period Equal To 200911

elpaso

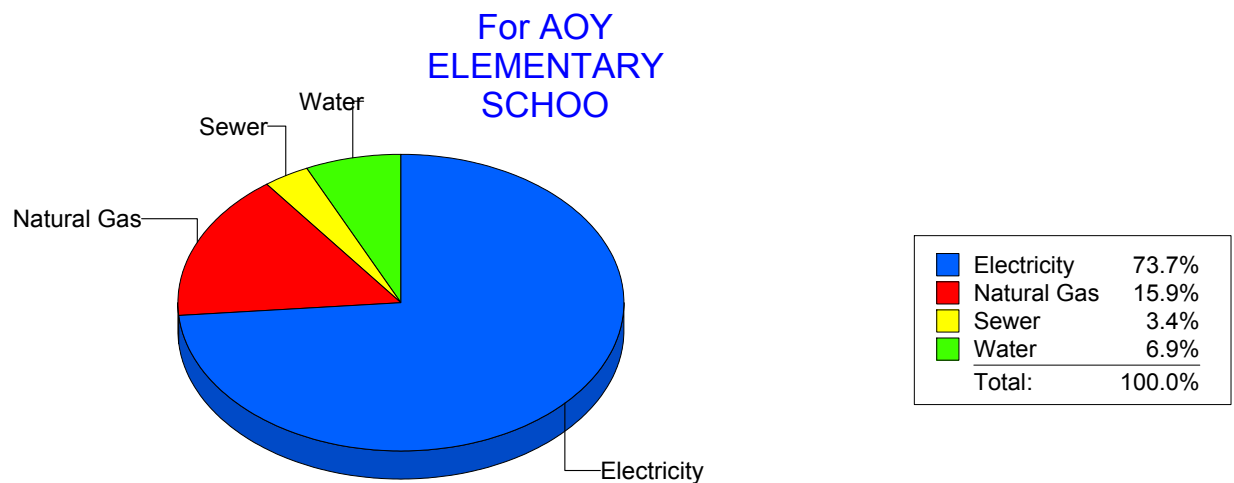
Energy CAP

Cost Avoidance Program

Cost Summary Graph

Grouped by Energy Type

Energy Type	Use	Units	Meter Cost	Special Charges	Total Cost	Avg Unit Cost	% of Total Cost
Site: AOY ELEMENTARY SCHOO - AOY ELEMENTARY SCHOO							
Electricity	56,795	KWH	\$7,519.92	\$0.00	\$7,519.92	0.1324	73.70%
Natural Gas	2,611	CCF	\$1,625.66	\$0.00	\$1,625.66	0.6226	15.93%
Water	172	CCF	\$706.38	\$0.00	\$706.38	4.1069	6.92%
Sewer	71	CCF	\$351.60	\$0.00	\$351.60	4.9521	3.45%
Total Cost:			\$10,203.56	\$0.00	\$10,203.56		



Filters: Cost Center Name Not One Of DoNotReport; Billing Period Equal To 200911

el Paso

Energy CAP

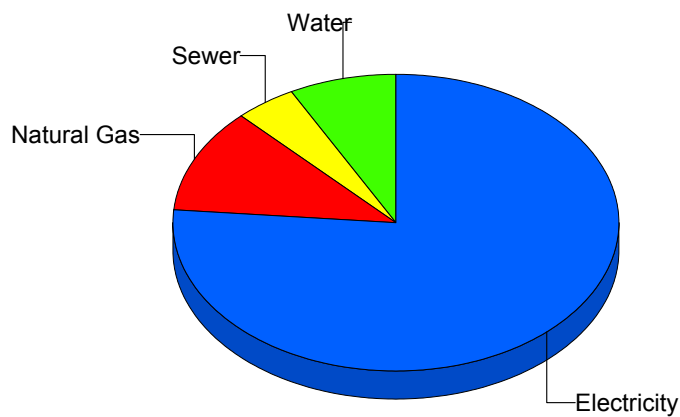
Cost Avoidance Program

Cost Summary Graph

Grouped by Energy Type

Energy Type	Use	Units	Meter Cost	Special Charges	Total Cost	Avg Unit Cost	% of Total Cost
Site: AUSTIN HIGH SCHOOL - AUSTIN HIGH SCHOOL							
Electricity	199,205	KWH	\$18,072.64	\$0.00	\$18,072.64	0.0907	76.35%
Natural Gas	4,329	CCF	\$2,684.69	\$0.00	\$2,684.69	0.6202	11.34%
Water	690	CCF	\$1,808.44	\$0.00	\$1,808.44	2.6209	7.64%
Sewer	438	CCF	\$1,104.64	\$0.00	\$1,104.64	2.5220	4.67%
Total Cost:			\$23,670.41	\$0.00	\$23,670.41		

For AUSTIN
HIGH SCHOOL



Electricity	76.4%
Natural Gas	11.3%
Sewer	4.7%
Water	7.6%
Total:	100.0%

Filters: Cost Center Name Not One Of DoNotReport; Billing Period Equal To 200911

elpaso

Energy CAP

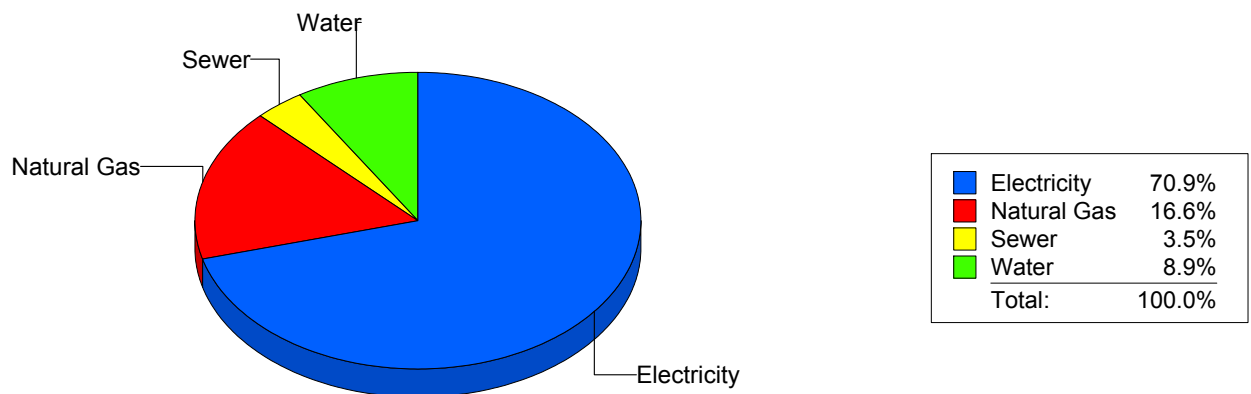
Cost Avoidance Program

Cost Summary Graph

Grouped by Energy Type

Energy Type	Use	Units	Meter Cost	Special Charges	Total Cost	Avg Unit Cost	% of Total Cost
Site: BARRON - BARRON							
Electricity	47,471	KWH	\$6,629.50	\$0.00	\$6,629.50	0.1397	70.93%
Natural Gas	2,491	CCF	\$1,552.97	\$0.00	\$1,552.97	0.6234	16.62%
Water	166	CCF	\$832.57	\$0.00	\$832.57	5.0155	8.91%
Sewer	76	CCF	\$331.71	\$0.00	\$331.71	4.3646	3.55%
Total Cost:			\$9,346.75	\$0.00	\$9,346.75		

For BARRON



Filters: Cost Center Name Not One Of DoNotReport; Billing Period Equal To 200911

elpaso

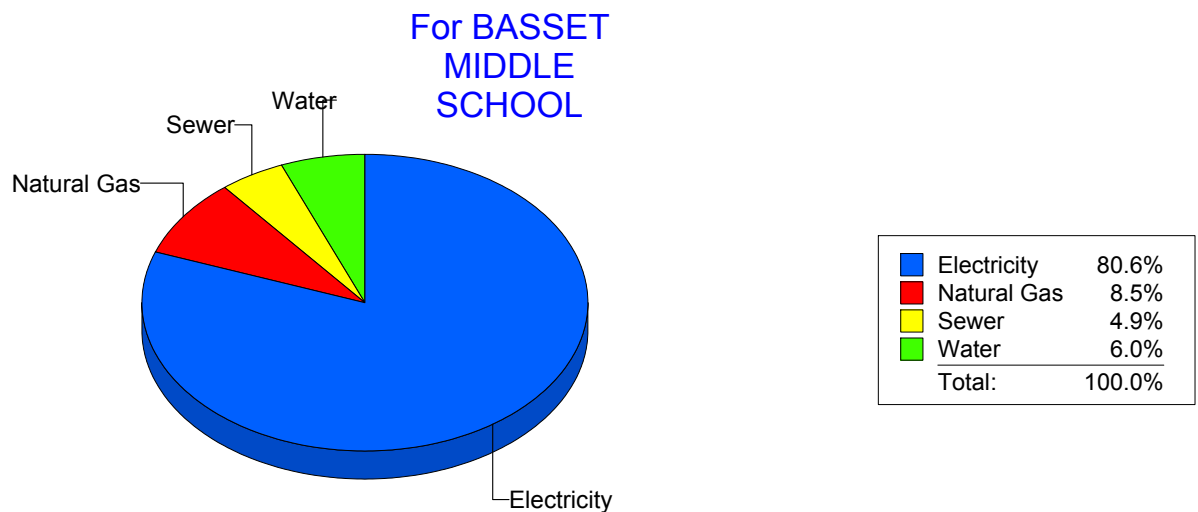
Energy CAP

Cost Avoidance Program

Cost Summary Graph

Grouped by Energy Type

Energy Type	Use	Units	Meter Cost	Special Charges	Total Cost	Avg Unit Cost	% of Total Cost
Site: BASSET MIDDLE SCHOOL - BASSET MIDDLE SCHOOL							
Electricity	56,948	KWH	\$7,912.49	\$0.00	\$7,912.49	0.1389	80.56%
Natural Gas	1,253	CCF	\$838.96	\$0.00	\$838.96	0.6696	8.54%
Water	223	CCF	\$593.73	\$0.00	\$593.73	2.6625	6.04%
Sewer	267	CCF	\$476.70	\$0.00	\$476.70	1.7854	4.85%
Total Cost:			\$9,821.88	\$0.00	\$9,821.88		



Filters: Cost Center Name Not One Of DoNotReport; Billing Period Equal To 200911

elpaso

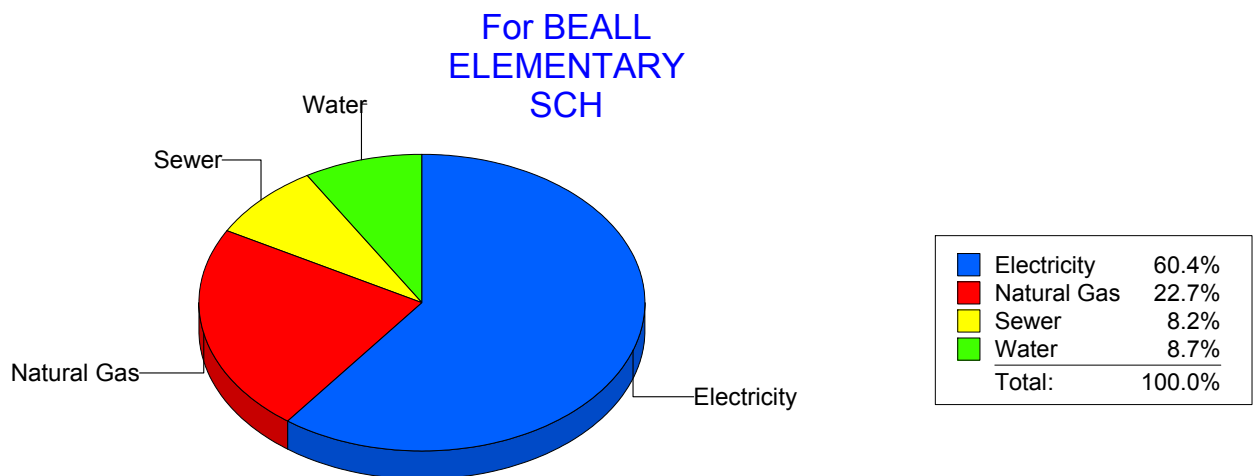
Energy CAP

Cost Avoidance Program

Cost Summary Graph

Grouped by Energy Type

Energy Type	Use	Units	Meter Cost	Special Charges	Total Cost	Avg Unit Cost	% of Total Cost
Site: BEALL ELEMENTARY SCH - BEALL ELEMENTARY SCH							
Electricity	19,280	KWH	\$2,498.16	\$0.00	\$2,498.16	0.1296	60.38%
Natural Gas	1,278	CCF	\$937.94	\$0.00	\$937.94	0.7339	22.67%
Water	163	CCF	\$361.54	\$0.00	\$361.54	2.2180	8.74%
Sewer	159	CCF	\$339.54	\$0.00	\$339.54	2.1355	8.21%
Total Cost:			\$4,137.18	\$0.00	\$4,137.18		



Filters: Cost Center Name Not One Of DoNotReport; Billing Period Equal To 200911

el Paso

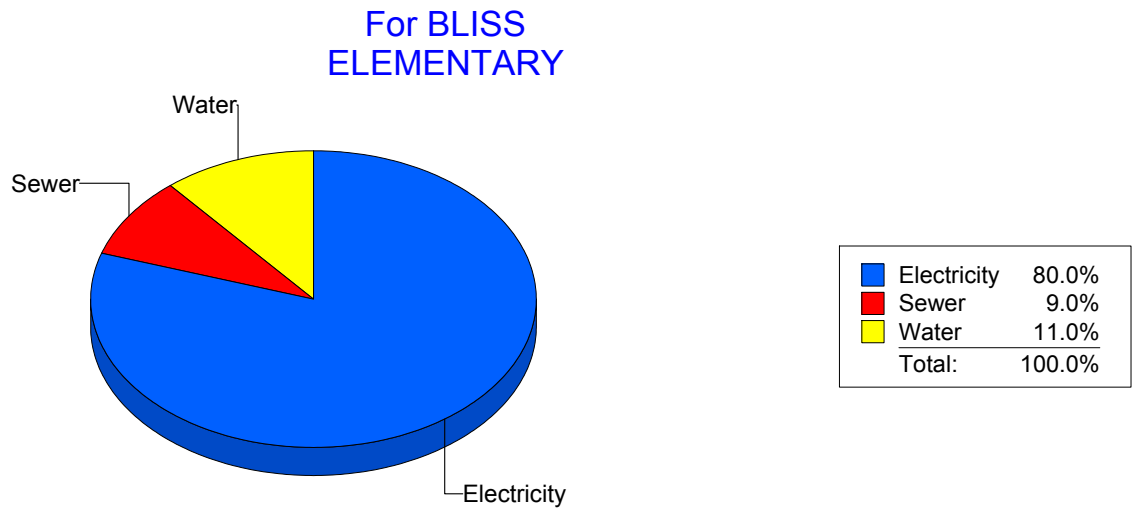
Energy CAP

Cost Avoidance Program

Cost Summary Graph

Grouped by Energy Type

Energy Type	Use	Units	Meter Cost	Special Charges	Total Cost	Avg Unit Cost	% of Total Cost
Site: BLISS ELEMENTARY - BLISS ELEMENTARY							
Electricity	18,400	KWH	\$2,473.07	\$0.00	\$2,473.07	0.1344	79.96%
Water	148	CCF	\$339.79	\$0.00	\$339.79	2.2959	10.99%
Sewer	122	CCF	\$279.85	\$0.00	\$279.85	2.2939	9.05%
Total Cost:			\$3,092.71	\$0.00	\$3,092.71		



Filters: Cost Center Name Not One Of DoNotReport; Billing Period Equal To 200911

elpaso

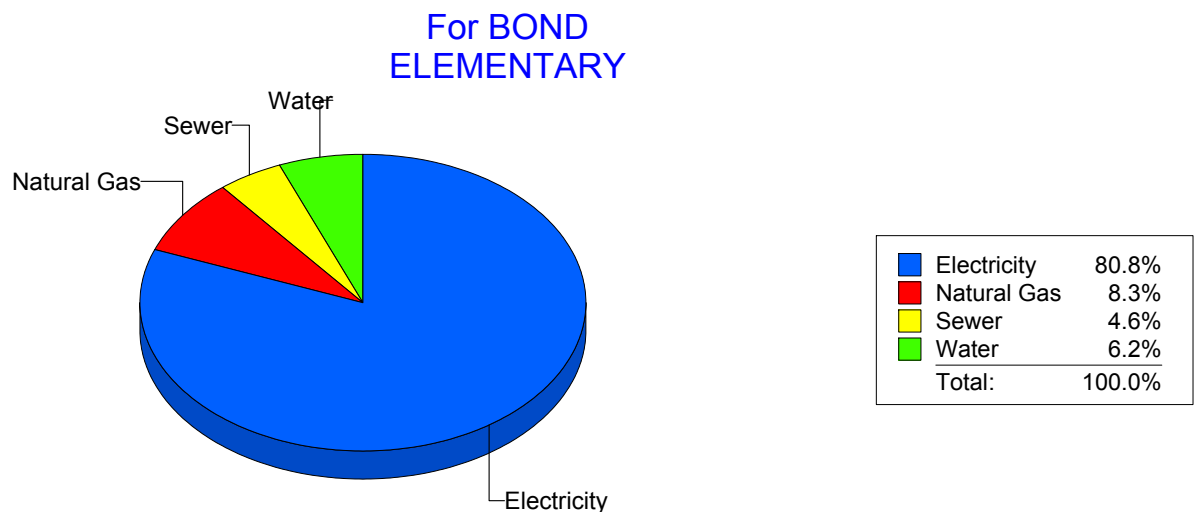
Energy CAP

Cost Avoidance Program

Cost Summary Graph

Grouped by Energy Type

Energy Type	Use	Units	Meter Cost	Special Charges	Total Cost	Avg Unit Cost	% of Total Cost
Site: BOND - BOND ELEMENTARY							
Electricity	39,486	KWH	\$6,498.31	\$0.00	\$6,498.31	0.1646	80.84%
Natural Gas	1,023	CCF	\$670.14	\$0.00	\$670.14	0.6551	8.34%
Water	257	CCF	\$497.84	\$0.00	\$497.84	1.9371	6.19%
Sewer	185	CCF	\$372.56	\$0.00	\$372.56	2.0138	4.63%
Total Cost:			\$8,038.85	\$0.00	\$8,038.85		



Filters: Cost Center Name Not One Of DoNotReport; Billing Period Equal To 200911

elpaso

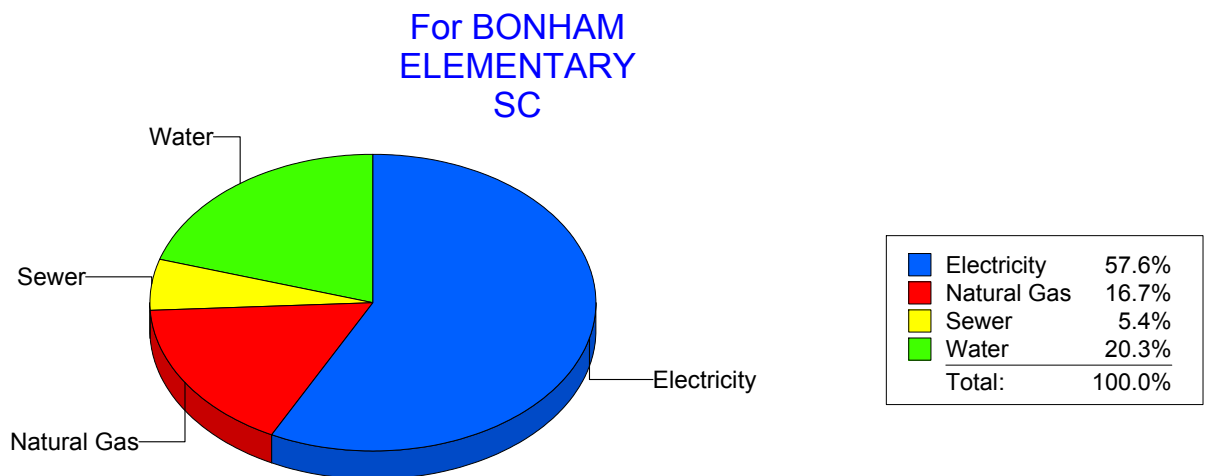
Energy CAP

Cost Avoidance Program

Cost Summary Graph

Grouped by Energy Type

Energy Type	Use	Units	Meter Cost	Special Charges	Total Cost	Avg Unit Cost	% of Total Cost
Site: BONHAM ELEMENTARY SC - BONHAM ELEMENTARY SC							
Electricity	19,596	KWH	\$3,158.93	\$0.00	\$3,158.93	0.1612	57.60%
Natural Gas	1,428	CCF	\$915.94	\$0.00	\$915.94	0.6414	16.70%
Water	407	CCF	\$1,113.61	\$0.00	\$1,113.61	2.7361	20.31%
Sewer	137	CCF	\$295.82	\$0.00	\$295.82	2.1593	5.39%
Total Cost:			\$5,484.30	\$0.00	\$5,484.30		



Filters: Cost Center Name Not One Of DoNotReport; Billing Period Equal To 200911

elpaso

Energy CAP

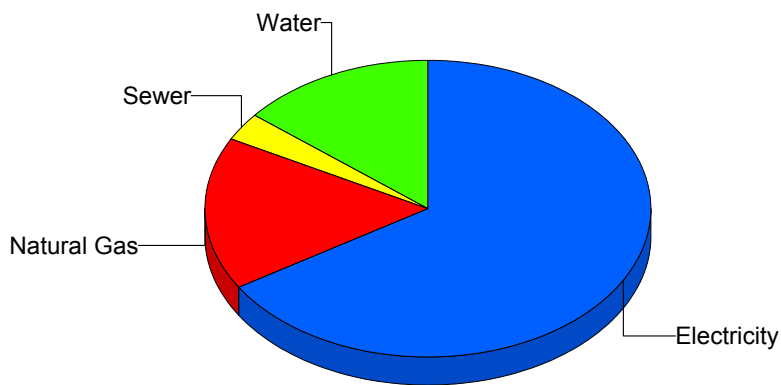
Cost Avoidance Program

Cost Summary Graph

Grouped by Energy Type

Energy Type	Use	Units	Meter Cost	Special Charges	Total Cost	Avg Unit Cost	% of Total Cost
Site: BOWIE HIGH SCHOOL - BOWIE HIGH SCHOOL							
Electricity	239,923	KWH	\$22,842.60	\$0.00	\$22,842.60	0.0952	65.98%
Natural Gas	9,673	CCF	\$5,780.60	\$0.00	\$5,780.60	0.5976	16.70%
Water	3,568	CCF	\$4,921.86	\$0.00	\$4,921.86	1.3794	14.22%
Sewer	524	CCF	\$1,077.28	\$0.00	\$1,077.28	2.0559	3.11%
Total Cost:			\$34,622.34	\$0.00	\$34,622.34		

For BOWIE
HIGH SCHOOL



Electricity	66.0%
Natural Gas	16.7%
Sewer	3.1%
Water	14.2%
Total:	100.0%

Filters: Cost Center Name Not One Of DoNotReport; Billing Period Equal To 200911

elpaso

Energy CAP

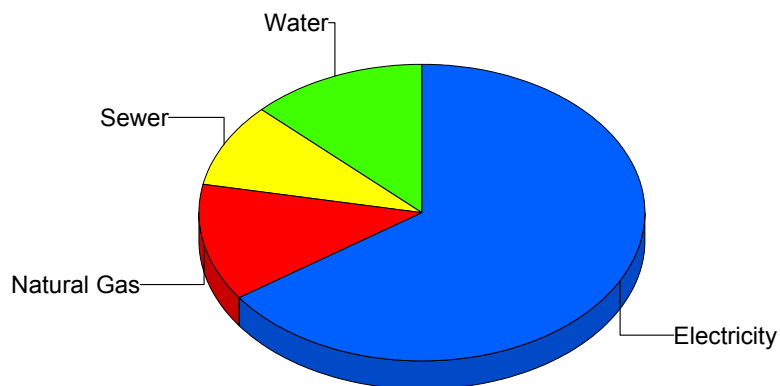
Cost Avoidance Program

Cost Summary Graph

Grouped by Energy Type

Energy Type	Use	Units	Meter Cost	Special Charges	Total Cost	Avg Unit Cost	% of Total Cost
Site: BRADLEY ELEMENTARY - BRADLEY ELEMENTARY							
Electricity	22,500	KWH	\$2,987.02	\$0.00	\$2,987.02	0.1328	65.15%
Natural Gas	933	CCF	\$589.98	\$0.00	\$589.98	0.6323	12.87%
Water	270	CCF	\$584.98	\$0.00	\$584.98	2.1666	12.76%
Sewer	166	CCF	\$422.77	\$0.00	\$422.77	2.5468	9.22%
Total Cost:			\$4,584.75	\$0.00	\$4,584.75		

For BRADLEY
ELEMENTARY



Electricity	65.2%
Natural Gas	12.9%
Sewer	9.2%
Water	12.8%
Total:	100.0%

Filters: Cost Center Name Not One Of DoNotReport; Billing Period Equal To 200911

elpaso

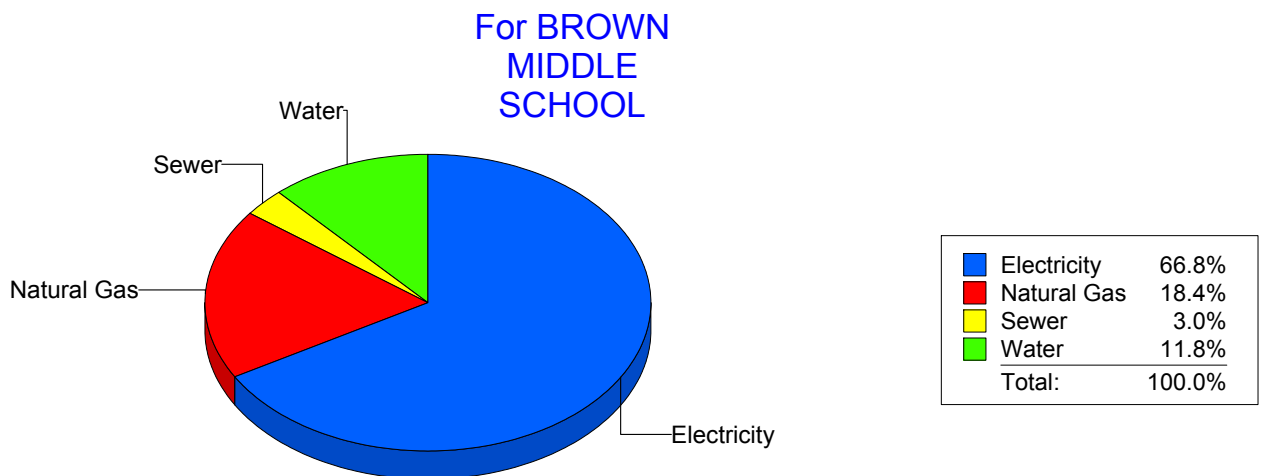
Energy CAP

Cost Avoidance Program

Cost Summary Graph

Grouped by Energy Type

Energy Type	Use	Units	Meter Cost	Special Charges	Total Cost	Avg Unit Cost	% of Total Cost
Site: BROWN MIDDLE SCHOOL - BROWN MIDDLE SCHOOL							
Electricity	88,600	KWH	\$10,388.28	\$0.00	\$10,388.28	0.1172	66.77%
Natural Gas	4,768	CCF	\$2,864.76	\$0.00	\$2,864.76	0.6008	18.41%
Water	636	CCF	\$1,835.56	\$0.00	\$1,835.56	2.8861	11.80%
Sewer	203	CCF	\$469.76	\$0.00	\$469.76	2.3141	3.02%
Total Cost:			\$15,558.36	\$0.00	\$15,558.36		



Filters: Cost Center Name Not One Of DoNotReport; Billing Period Equal To 200911

elpaso

Energy CAP

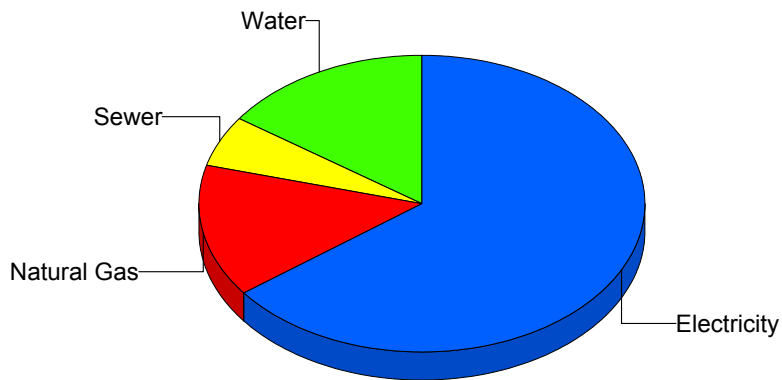
Cost Avoidance Program

Cost Summary Graph

Grouped by Energy Type

Energy Type	Use	Units	Meter Cost	Special Charges	Total Cost	Avg Unit Cost	% of Total Cost
Site: BURGESS HIGH SCHOOL - BURGESS HIGH SCHOOL							
Electricity	101,864	KWH	\$12,779.05	\$0.00	\$12,779.05	0.1255	64.69%
Natural Gas	4,681	CCF	\$2,843.42	\$0.00	\$2,843.42	0.6074	14.39%
Water	1,509	CCF	\$3,011.51	\$0.00	\$3,011.51	1.9957	15.24%
Sewer	716	CCF	\$1,121.27	\$0.00	\$1,121.27	1.5660	5.68%
Total Cost:			\$19,755.25	\$0.00	\$19,755.25		

For BURGESS
HIGH SCHOOL



Electricity	64.7%
Natural Gas	14.4%
Sewer	5.7%
Water	15.2%
Total:	100.0%

Filters: Cost Center Name Not One Of DoNotReport; Billing Period Equal To 200911

elpaso

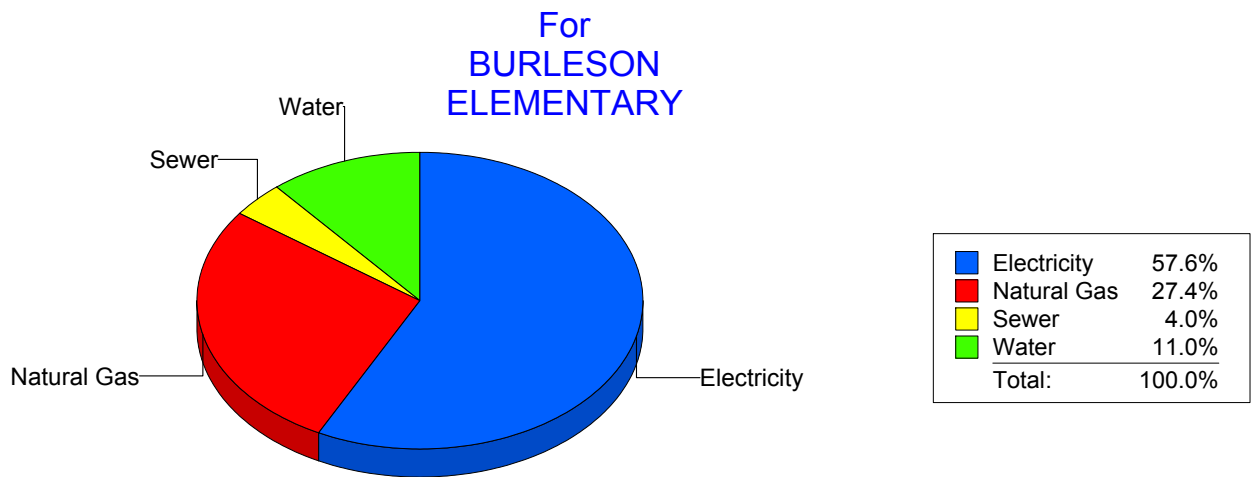
Energy CAP

Cost Avoidance Program

Cost Summary Graph

Grouped by Energy Type

Energy Type	Use	Units	Meter Cost	Special Charges	Total Cost	Avg Unit Cost	% of Total Cost
Site: BURLESON ELEMENTARY - BURLESON ELEMENTARY							
Electricity	22,742	KWH	\$2,953.10	\$0.00	\$2,953.10	0.1299	57.63%
Natural Gas	2,136	CCF	\$1,402.17	\$0.00	\$1,402.17	0.6564	27.37%
Water	2,514	CCF	\$562.91	\$0.00	\$562.91	0.2239	10.99%
Sewer	64	CCF	\$205.76	\$0.00	\$205.76	3.2150	4.02%
Total Cost:			\$5,123.94	\$0.00	\$5,123.94		



Filters: Cost Center Name Not One Of DoNotReport; Billing Period Equal To 200911

elpaso

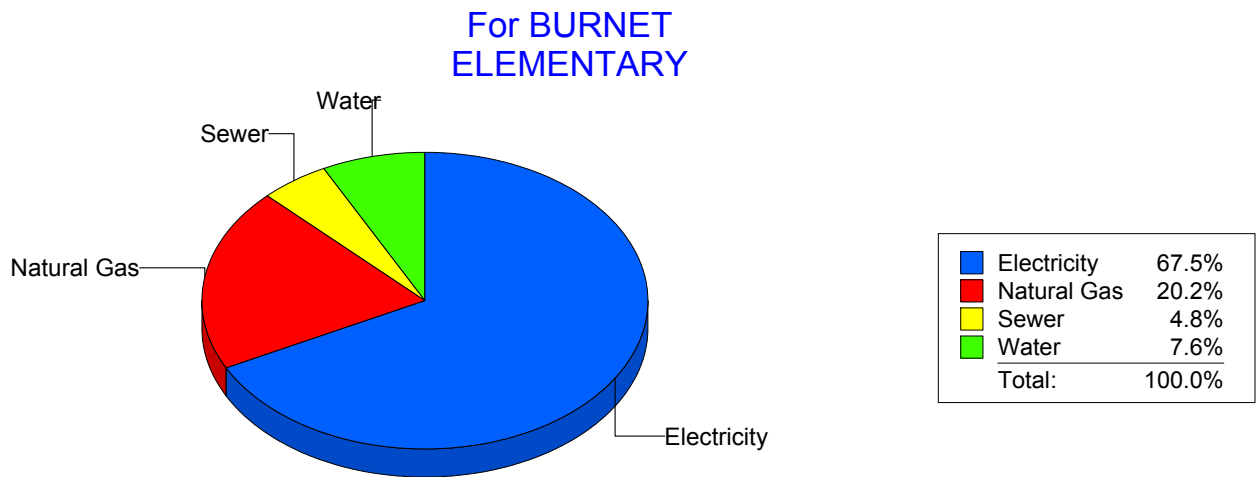
Energy CAP

Cost Avoidance Program

Cost Summary Graph

Grouped by Energy Type

Energy Type	Use	Units	Meter Cost	Special Charges	Total Cost	Avg Unit Cost	% of Total Cost
Site: BURNET ELEMENTARY - BURNET ELEMENTARY							
Electricity	19,052	KWH	\$3,006.43	\$0.00	\$3,006.43	0.1578	67.45%
Natural Gas	1,399	CCF	\$899.00	\$0.00	\$899.00	0.6426	20.17%
Water	191	CCF	\$339.58	\$0.00	\$339.58	1.7779	7.62%
Sewer	118	CCF	\$212.10	\$0.00	\$212.10	1.7975	4.76%
Total Cost:			\$4,457.11	\$0.00	\$4,457.11		



Filters: Cost Center Name Not One Of DoNotReport; Billing Period Equal To 200911

elpaso

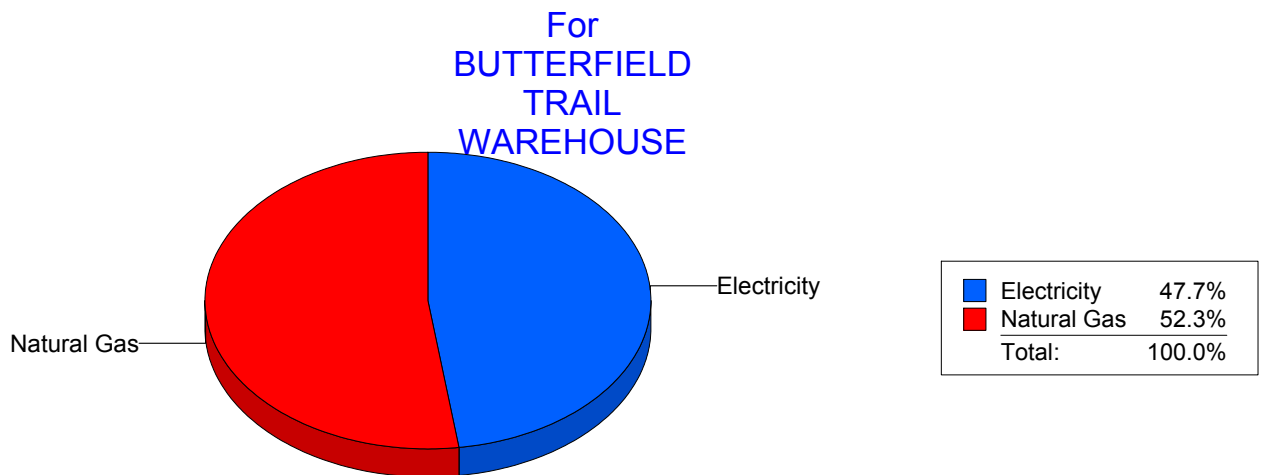
Energy CAP

Cost Avoidance Program

Cost Summary Graph

Grouped by Energy Type

Energy Type	Use	Units	Meter Cost	Special Charges	Total Cost	Avg Unit Cost	% of Total Cost
Site: BUTTERFIELDTRAILWAREHOUSE - BUTTERFIELD TRAIL WAREHOUSE							
Electricity	4,200	KWH	\$597.12	\$0.00	\$597.12	0.1422	47.73%
Natural Gas	1,040	CCF	\$653.94	\$0.00	\$653.94	0.6288	52.27%
Total Cost:			\$1,251.06	\$0.00	\$1,251.06		



Filters: Cost Center Name Not One Of DoNotReport; Billing Period Equal To 200911

elpaso

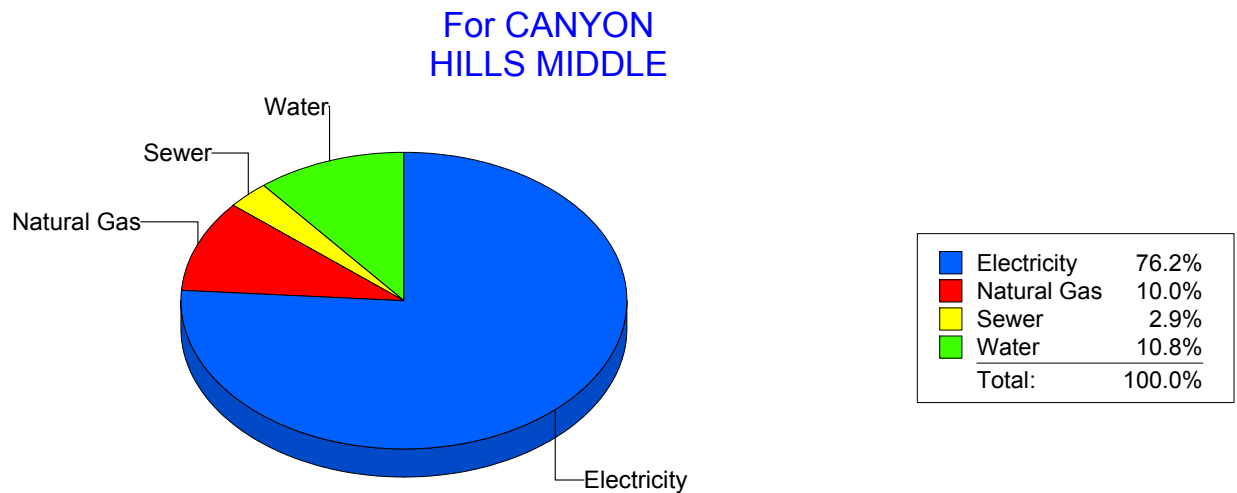
Energy CAP

Cost Avoidance Program

Cost Summary Graph

Grouped by Energy Type

Energy Type	Use	Units	Meter Cost	Special Charges	Total Cost	Avg Unit Cost	% of Total Cost
Site: CANYON HILLS MIDDLE - CANYON HILLS MIDDLE							
Electricity	55,654	KWH	\$8,591.55	\$0.00	\$8,591.55	0.1544	76.23%
Natural Gas	1,779	CCF	\$1,126.90	\$0.00	\$1,126.90	0.6334	10.00%
Water	351	CCF	\$1,221.34	\$0.00	\$1,221.34	3.4796	10.84%
Sewer	93	CCF	\$330.06	\$0.00	\$330.06	3.5490	2.93%
Total Cost:			\$11,269.85	\$0.00	\$11,269.85		



Filters: Cost Center Name Not One Of DoNotReport; Billing Period Equal To 200911

elpaso

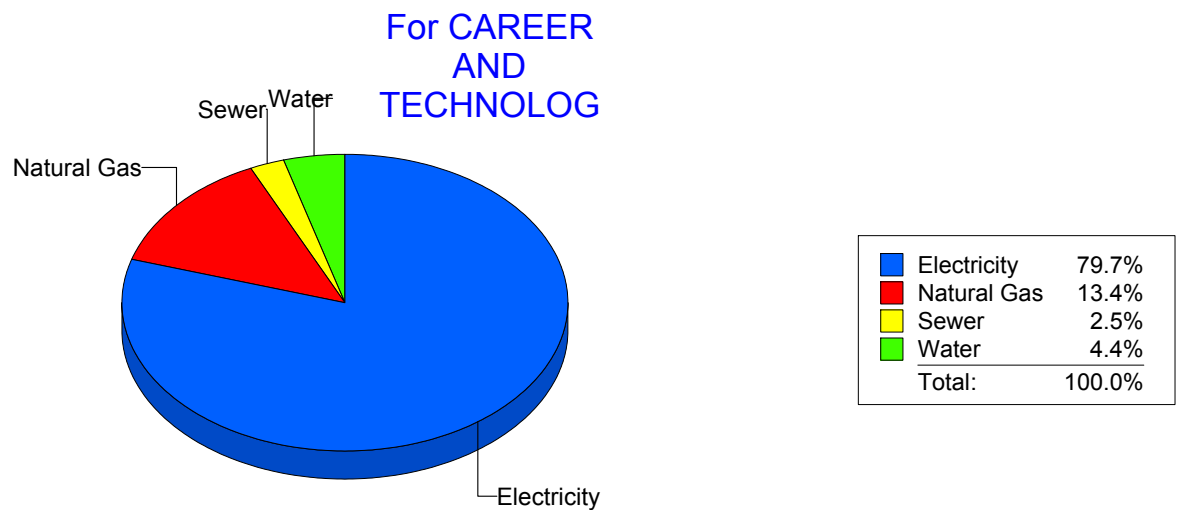
Energy CAP

Cost Avoidance Program

Cost Summary Graph

Grouped by Energy Type

Energy Type	Use	Units	Meter Cost	Special Charges	Total Cost	Avg Unit Cost	% of Total Cost
Site: CAREER AND TECHNOLOG - CAREER AND TECHNOLOG							
Electricity	105,638	KWH	\$11,535.68	\$0.00	\$11,535.68	0.1092	79.66%
Natural Gas	3,202	CCF	\$1,944.48	\$0.00	\$1,944.48	0.6073	13.43%
Water	245	CCF	\$640.13	\$0.00	\$640.13	2.6128	4.42%
Sewer	137	CCF	\$361.08	\$0.00	\$361.08	2.6356	2.49%
Total Cost:			\$14,481.37	\$0.00	\$14,481.37		



Filters: Cost Center Name Not One Of DoNotReport; Billing Period Equal To 200911

elpaso

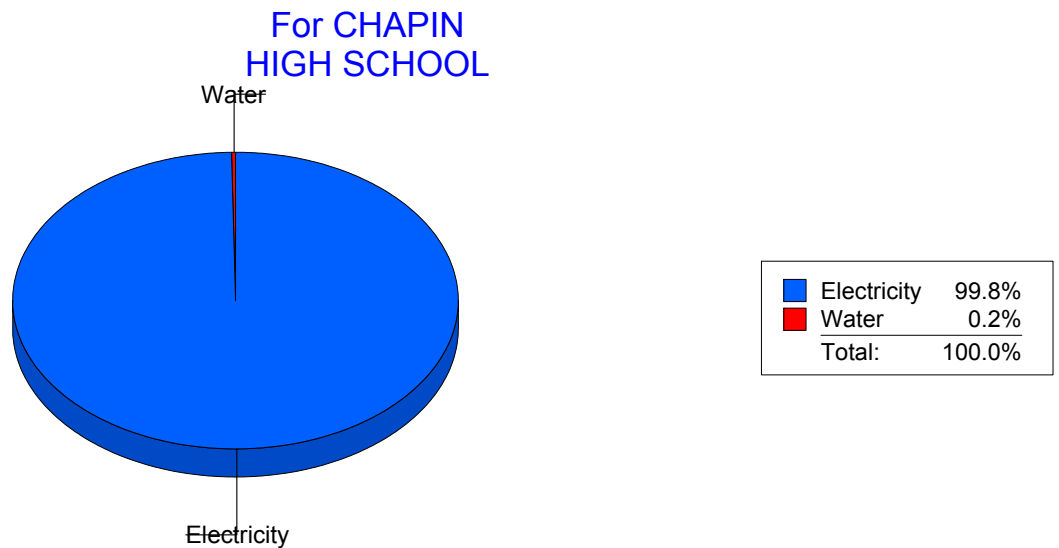
Energy CAP

Cost Avoidance Program

Cost Summary Graph

Grouped by Energy Type

Energy Type	Use	Units	Meter Cost	Special Charges	Total Cost	Avg Unit Cost	% of Total Cost
Site: CHAPIN HIGH SCHOOL - CHAPIN HIGH SCHOOL							
Electricity	196,076	KWH	\$24,947.14	\$0.00	\$24,947.14	0.1272	99.80%
Water	5	CCF	\$50.91	\$0.00	\$50.91	10.1820	0.20%
Total Cost:			\$24,998.05	\$0.00	\$24,998.05		



Filters: Cost Center Name Not One Of DoNotReport; Billing Period Equal To 200911

elpaso

Energy CAP

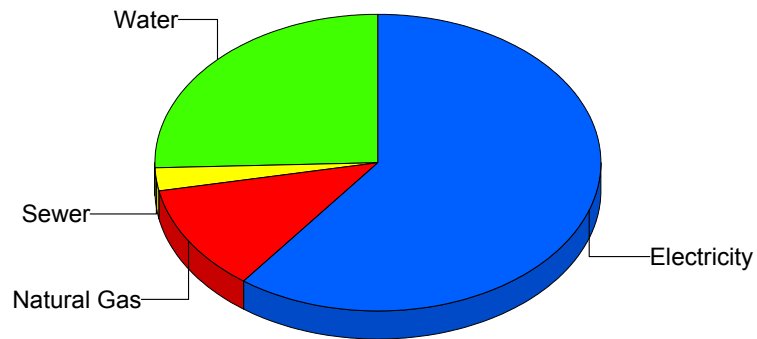
Cost Avoidance Program

Cost Summary Graph

Grouped by Energy Type

Energy Type	Use	Units	Meter Cost	Special Charges	Total Cost	Avg Unit Cost	% of Total Cost
Site: CIELO VISTA ELEMENTA - CIELO VISTA ELEMENTA							
Electricity	35,599	KWH	\$5,537.56	\$0.00	\$5,537.56	0.1556	60.35%
Natural Gas	1,676	CCF	\$1,066.37	\$0.00	\$1,066.37	0.6363	11.62%
Water	610	CCF	\$2,346.61	\$0.00	\$2,346.61	3.8469	25.57%
Sewer	69	CCF	\$225.24	\$0.00	\$225.24	3.2643	2.45%
Total Cost:			\$9,175.78	\$0.00	\$9,175.78		

For CIELO
VISTA
ELEMENTA



Electricity	60.3%
Natural Gas	11.6%
Sewer	2.5%
Water	25.6%
Total:	100.0%

Filters: Cost Center Name Not One Of DoNotReport; Billing Period Equal To 200911

elpaso

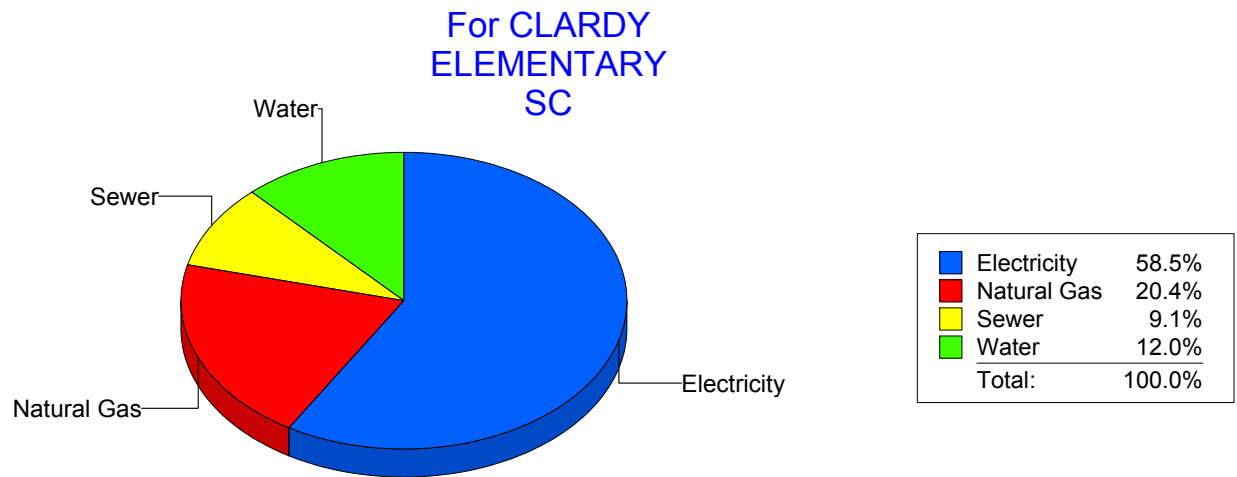
Energy CAP

Cost Avoidance Program

Cost Summary Graph

Grouped by Energy Type

Energy Type	Use	Units	Meter Cost	Special Charges	Total Cost	Avg Unit Cost	% of Total Cost
Site: CLARDY ELEMENTARY SC - CLARDY ELEMENTARY SC							
Electricity	24,522	KWH	\$3,340.33	\$0.00	\$3,340.33	0.1362	58.50%
Natural Gas	1,851	CCF	\$1,163.84	\$0.00	\$1,163.84	0.6288	20.38%
Water	342	CCF	\$683.72	\$0.00	\$683.72	1.9992	11.97%
Sewer	254	CCF	\$522.43	\$0.00	\$522.43	2.0568	9.15%
Total Cost:			\$5,710.32	\$0.00	\$5,710.32		



Filters: Cost Center Name Not One Of DoNotReport; Billing Period Equal To 200911

elpaso

Energy CAP

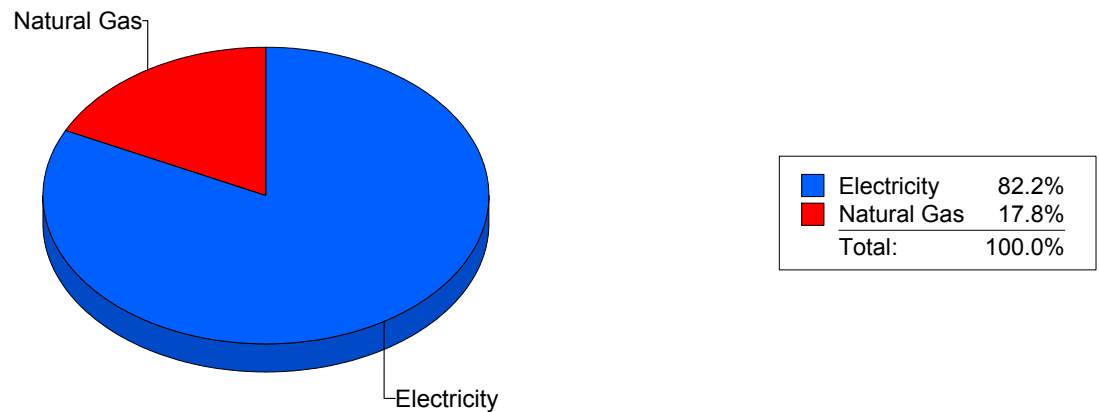
Cost Avoidance Program

Cost Summary Graph

Grouped by Energy Type

Energy Type	Use	Units	Meter Cost	Special Charges	Total Cost	Avg Unit Cost	% of Total Cost
Site: CLENDININ - CLENDININ							
Electricity	42,500	KWH	\$6,227.57	\$0.00	\$6,227.57	0.1465	82.21%
Natural Gas	2,200	CCF	\$1,347.47	\$0.00	\$1,347.47	0.6125	17.79%
Total Cost:			\$7,575.04	\$0.00	\$7,575.04		

For CLENDININ



Filters: Cost Center Name Not One Of DoNotReport; Billing Period Equal To 200911

elpaso

Energy CAP

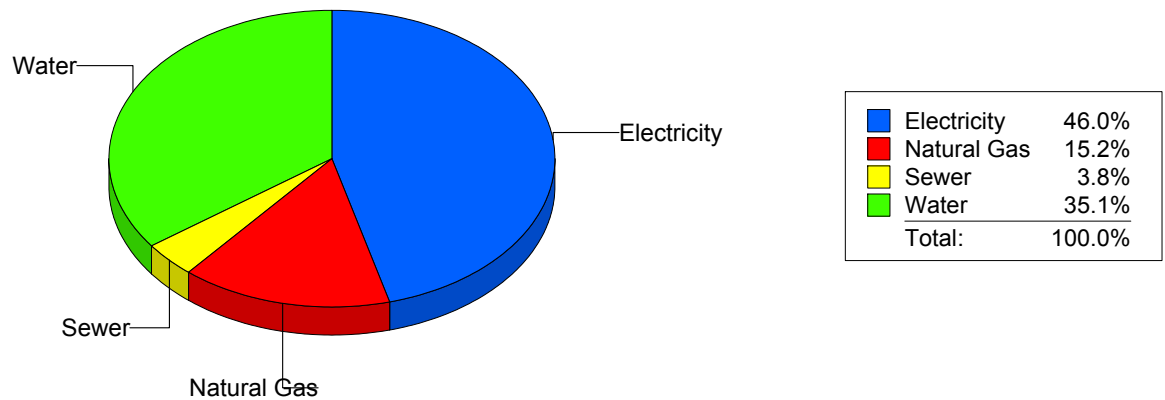
Cost Avoidance Program

Cost Summary Graph

Grouped by Energy Type

Energy Type	Use	Units	Meter Cost	Special Charges	Total Cost	Avg Unit Cost	% of Total Cost
Site: COLDWELL INTERMEDIAT - COLDWELL INTERMEDIAT							
Electricity	24,532	KWH	\$2,800.54	\$0.00	\$2,800.54	0.1142	45.97%
Natural Gas	1,436	CCF	\$923.05	\$0.00	\$923.05	0.6428	15.15%
Water	357	CCF	\$2,138.81	\$0.00	\$2,138.81	5.9911	35.11%
Sewer	93	CCF	\$229.83	\$0.00	\$229.83	2.4713	3.77%
Total Cost:			\$6,092.23	\$0.00	\$6,092.23		

For
COLDWELL
INTERMEDIAT



Filters: Cost Center Name Not One Of DoNotReport; Billing Period Equal To 200911

el Paso

Energy CAP

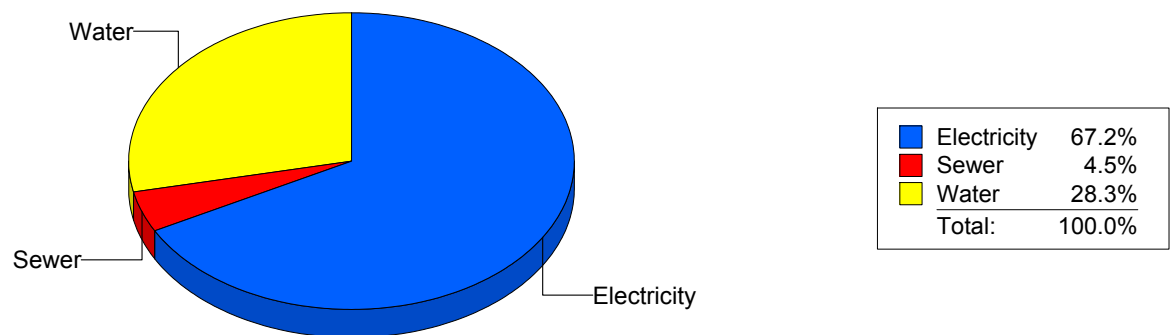
Cost Avoidance Program

Cost Summary Graph

Grouped by Energy Type

Energy Type	Use	Units	Meter Cost	Special Charges	Total Cost	Avg Unit Cost	% of Total Cost
Site: COLLINS ELEMENTARY - COLLINS ELEMENTARY							
Electricity	42,950	KWH	\$5,668.80	\$0.00	\$5,668.80	0.1320	67.18%
Water	646	CCF	\$2,388.70	\$0.00	\$2,388.70	3.6977	28.31%
Sewer	191	CCF	\$380.18	\$0.00	\$380.18	1.9905	4.51%
Total Cost:			\$8,437.68	\$0.00	\$8,437.68		

For COLLINS
ELEMENTARY



Filters: Cost Center Name Not One Of DoNotReport; Billing Period Equal To 200911

elpaso

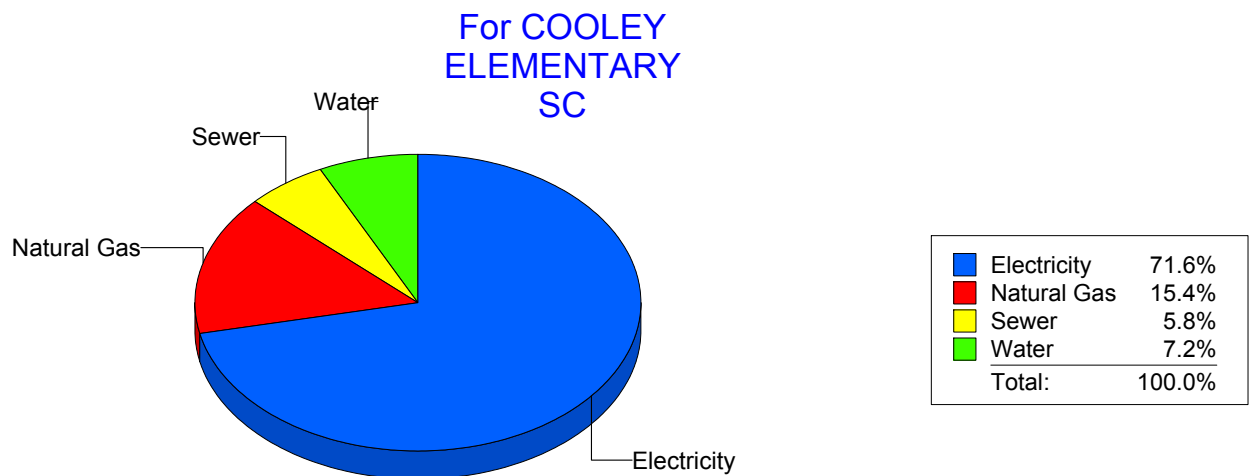
Energy CAP

Cost Avoidance Program

Cost Summary Graph

Grouped by Energy Type

Energy Type	Use	Units	Meter Cost	Special Charges	Total Cost	Avg Unit Cost	% of Total Cost
Site: COOLEY ELEMENTARY SC - COOLEY ELEMENTARY SC							
Electricity	46,000	KWH	\$6,175.75	\$0.00	\$6,175.75	0.1343	71.60%
Natural Gas	2,169	CCF	\$1,328.95	\$0.00	\$1,328.95	0.6127	15.41%
Water	214	CCF	\$620.13	\$0.00	\$620.13	2.8978	7.19%
Sewer	149	CCF	\$500.80	\$0.00	\$500.80	3.3611	5.81%
Total Cost:			\$8,625.63	\$0.00	\$8,625.63		



Filters: Cost Center Name Not One Of DoNotReport; Billing Period Equal To 200911

elpaso

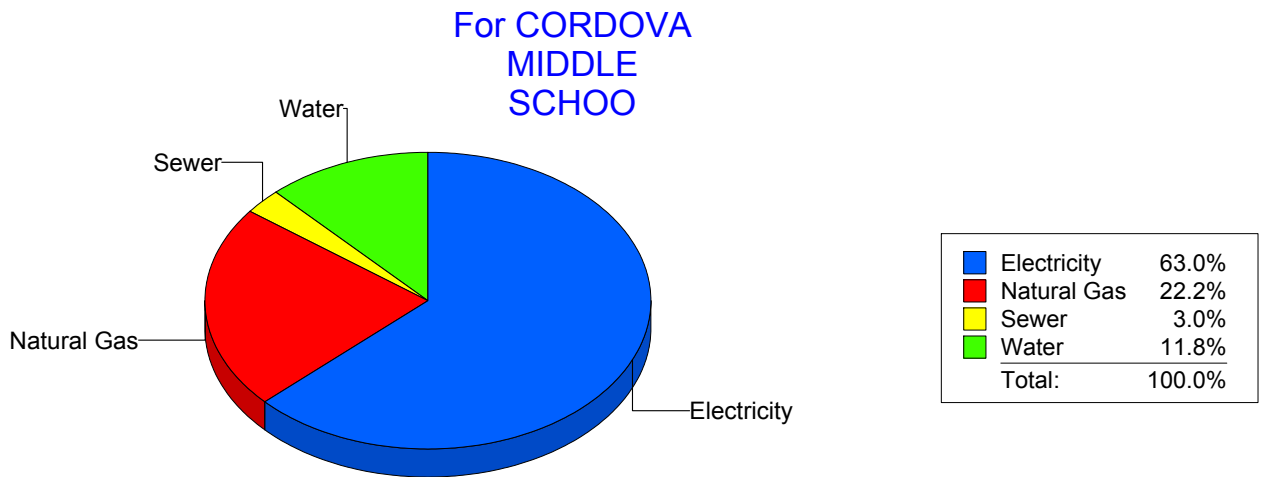
Energy CAP

Cost Avoidance Program

Cost Summary Graph

Grouped by Energy Type

Energy Type	Use	Units	Meter Cost	Special Charges	Total Cost	Avg Unit Cost	% of Total Cost
Site: CORDOVA MIDDLE SCHOO - CORDOVA MIDDLE SCHOO							
Electricity	67,000	KWH	\$8,114.39	\$0.00	\$8,114.39	0.1211	63.02%
Natural Gas	4,754	CCF	\$2,856.53	\$0.00	\$2,856.53	0.6009	22.19%
Water	391	CCF	\$1,521.09	\$0.00	\$1,521.09	3.8903	11.81%
Sewer	135	CCF	\$383.40	\$0.00	\$383.40	2.8400	2.98%
Total Cost:			\$12,875.41	\$0.00	\$12,875.41		



Filters: Cost Center Name Not One Of DoNotReport; Billing Period Equal To 200911

elpaso

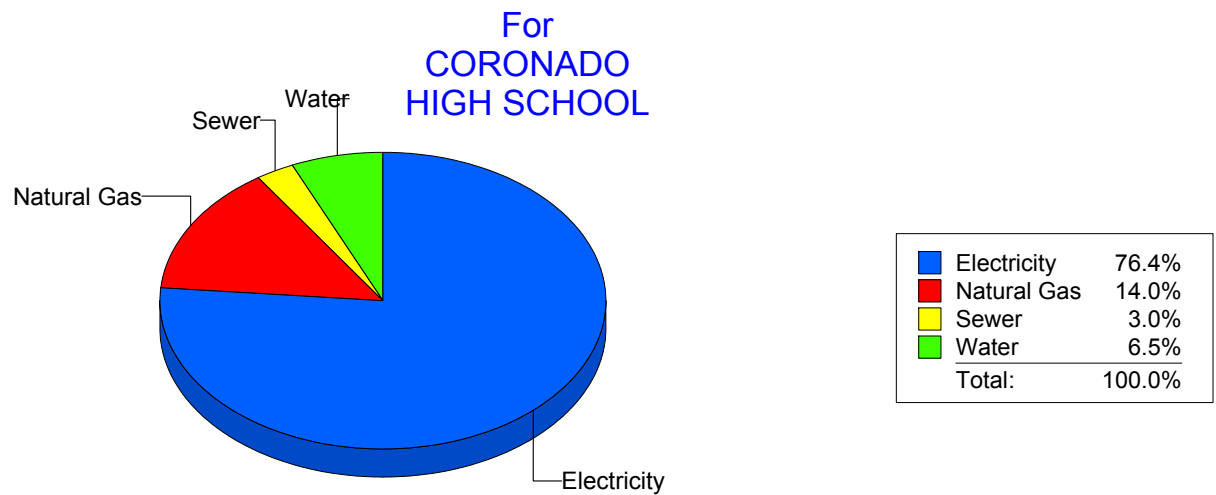
Energy CAP

Cost Avoidance Program

Cost Summary Graph

Grouped by Energy Type

Energy Type	Use	Units	Meter Cost	Special Charges	Total Cost	Avg Unit Cost	% of Total Cost
Site: CORONADO HIGH SCHOOL - CORONADO HIGH SCHOOL							
Electricity	191,354	KWH	\$24,340.43	\$0.00	\$24,340.43	0.1272	76.43%
Natural Gas	7,404	CCF	\$4,472.83	\$0.00	\$4,472.83	0.6041	14.04%
Water	996	CCF	\$2,085.05	\$0.00	\$2,085.05	2.0934	6.55%
Sewer	518	CCF	\$949.73	\$0.00	\$949.73	1.8335	2.98%
Total Cost:			\$31,848.04	\$0.00	\$31,848.04		



Filters: Cost Center Name Not One Of DoNotReport; Billing Period Equal To 200911

elpaso

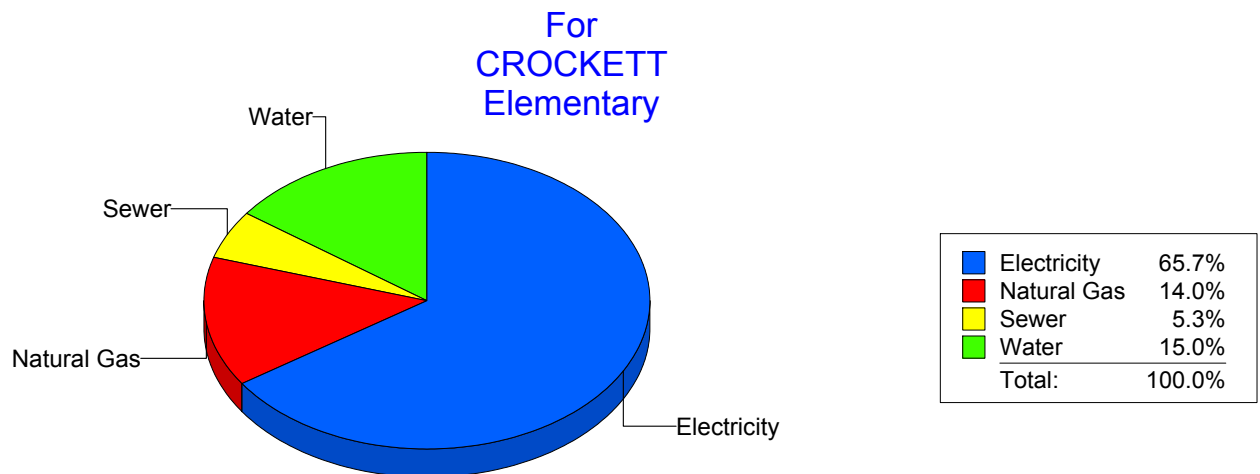
Energy CAP

Cost Avoidance Program

Cost Summary Graph

Grouped by Energy Type

Energy Type	Use	Units	Meter Cost	Special Charges	Total Cost	Avg Unit Cost	% of Total Cost
Site: CROCKETT - CROCKETT Elementary							
Electricity	30,000	KWH	\$3,672.06	\$0.00	\$3,672.06	0.1224	65.69%
Natural Gas	1,256	CCF	\$783.10	\$0.00	\$783.10	0.6235	14.01%
Water	305	CCF	\$838.78	\$0.00	\$838.78	2.7501	15.01%
Sewer	135	CCF	\$295.93	\$0.00	\$295.93	2.1921	5.29%
Total Cost:			\$5,589.87	\$0.00	\$5,589.87		



Filters: Cost Center Name Not One Of DoNotReport; Billing Period Equal To 200911

el Paso

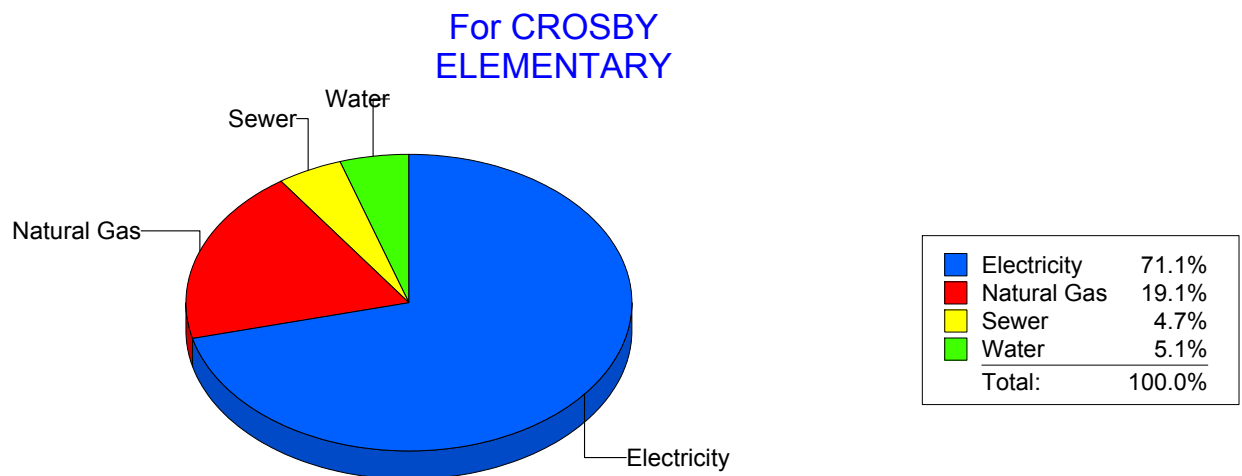
Energy CAP

Cost Avoidance Program

Cost Summary Graph

Grouped by Energy Type

Energy Type	Use	Units	Meter Cost	Special Charges	Total Cost	Avg Unit Cost	% of Total Cost
Site: CROSBY ELEMENTARY - CROSBY ELEMENTARY							
Electricity	25,979	KWH	\$3,523.69	\$0.00	\$3,523.69	0.1356	71.10%
Natural Gas	1,488	CCF	\$946.53	\$0.00	\$946.53	0.6361	19.10%
Water	89	CCF	\$254.31	\$0.00	\$254.31	2.8574	5.13%
Sewer	84	CCF	\$231.16	\$0.00	\$231.16	2.7519	4.66%
Total Cost:			\$4,955.69	\$0.00	\$4,955.69		



Filters: Cost Center Name Not One Of DoNotReport; Billing Period Equal To 200911

elpaso

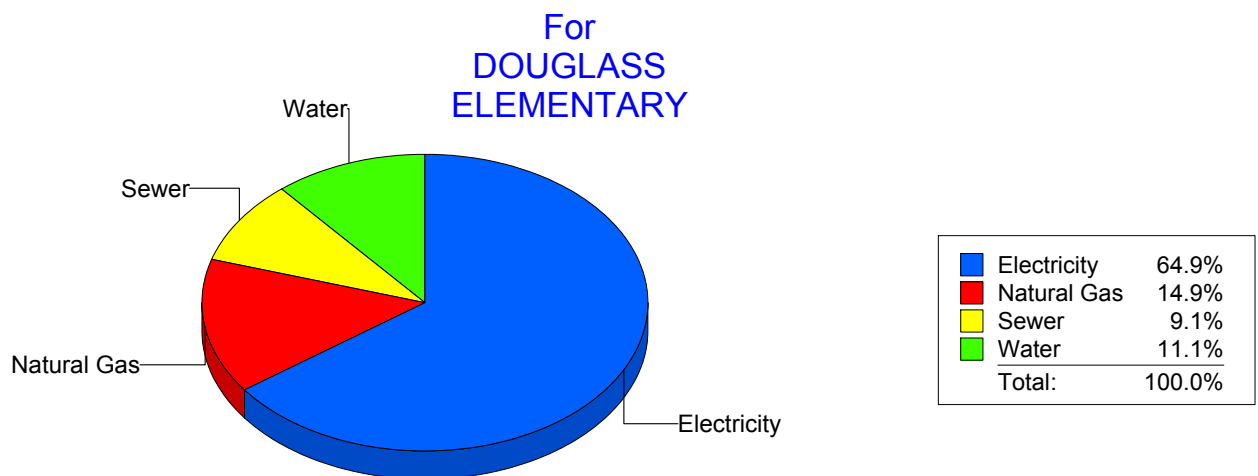
Energy CAP

Cost Avoidance Program

Cost Summary Graph

Grouped by Energy Type

Energy Type	Use	Units	Meter Cost	Special Charges	Total Cost	Avg Unit Cost	% of Total Cost
Site: DOUGLASS ELEMENTARY - DOUGLASS ELEMENTARY							
Electricity	33,033	KWH	\$3,931.52	\$0.00	\$3,931.52	0.1190	64.89%
Natural Gas	1,410	CCF	\$903.10	\$0.00	\$903.10	0.6405	14.91%
Water	360	CCF	\$671.16	\$0.00	\$671.16	1.8643	11.08%
Sewer	300	CCF	\$552.68	\$0.00	\$552.68	1.8423	9.12%
Total Cost:			\$6,058.46	\$0.00	\$6,058.46		



Filters: Cost Center Name Not One Of DoNotReport; Billing Period Equal To 200911

elpaso

Energy CAP

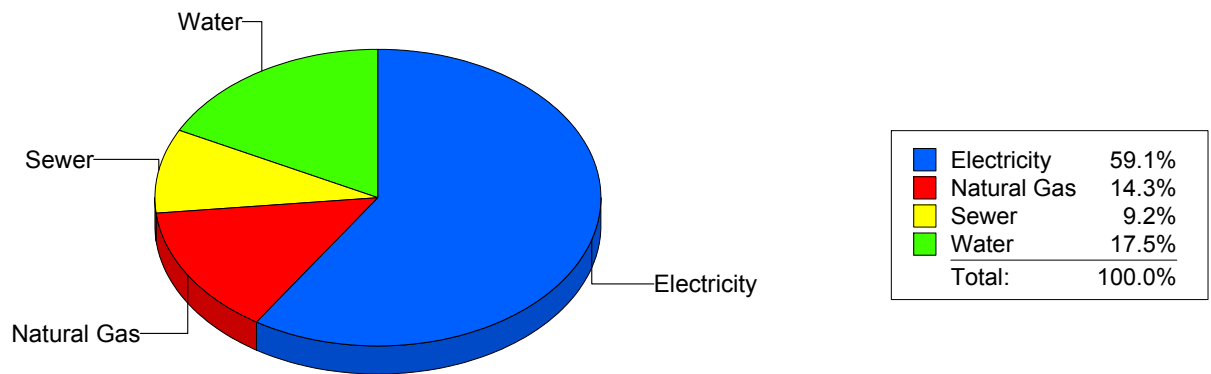
Cost Avoidance Program

Cost Summary Graph

Grouped by Energy Type

Energy Type	Use	Units	Meter Cost	Special Charges	Total Cost	Avg Unit Cost	% of Total Cost
Site: DOWELL ELEMENTARY - DOWELL ELEMENTARY							
Electricity	20,901	KWH	\$2,705.38	\$0.00	\$2,705.38	0.1294	59.12%
Natural Gas	1,038	CCF	\$652.76	\$0.00	\$652.76	0.6289	14.27%
Water	408	CCF	\$798.54	\$0.00	\$798.54	1.9572	17.45%
Sewer	291	CCF	\$419.05	\$0.00	\$419.05	1.4400	9.16%
Total Cost:			\$4,575.73	\$0.00	\$4,575.73		

For DOWELL
ELEMENTARY



Filters: Cost Center Name Not One Of DoNotReport; Billing Period Equal To 200911

elpaso

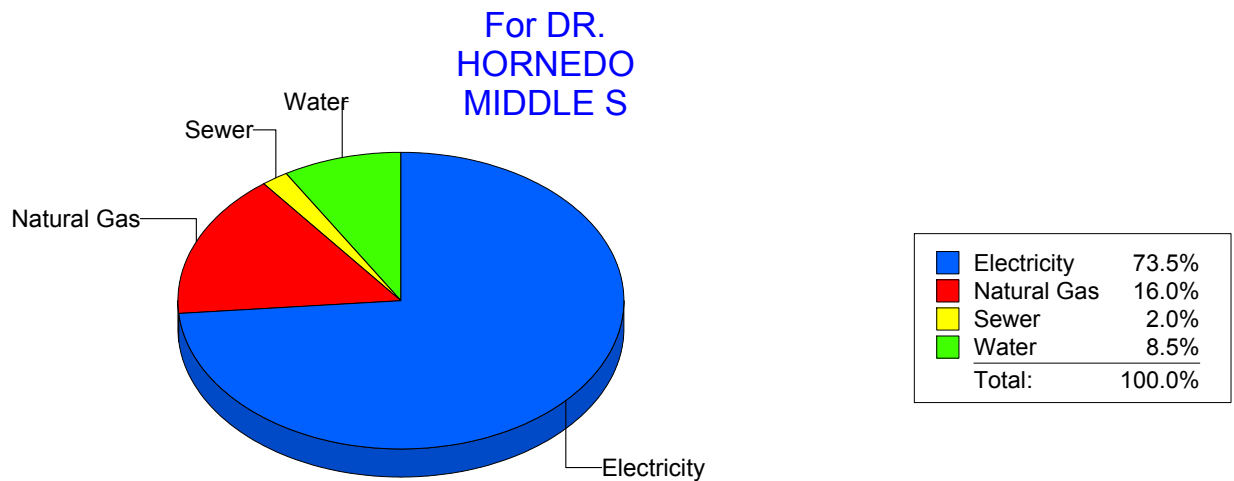
Energy CAP

Cost Avoidance Program

Cost Summary Graph

Grouped by Energy Type

Energy Type	Use	Units	Meter Cost	Special Charges	Total Cost	Avg Unit Cost	% of Total Cost
Site: DR. HORNEDO MIDDLE S - DR. HORNEDO MIDDLE S							
Electricity	136,000	KWH	\$16,071.10	\$0.00	\$16,071.10	0.1182	73.51%
Natural Gas	5,847	CCF	\$3,498.84	\$0.00	\$3,498.84	0.5984	16.00%
Water	1,568	CCF	\$1,854.87	\$0.00	\$1,854.87	1.1830	8.48%
Sewer	178	CCF	\$438.01	\$0.00	\$438.01	2.4607	2.00%
Total Cost:			\$21,862.82	\$0.00	\$21,862.82		



Filters: Cost Center Name Not One Of DoNotReport; Billing Period Equal To 200911

elpaso

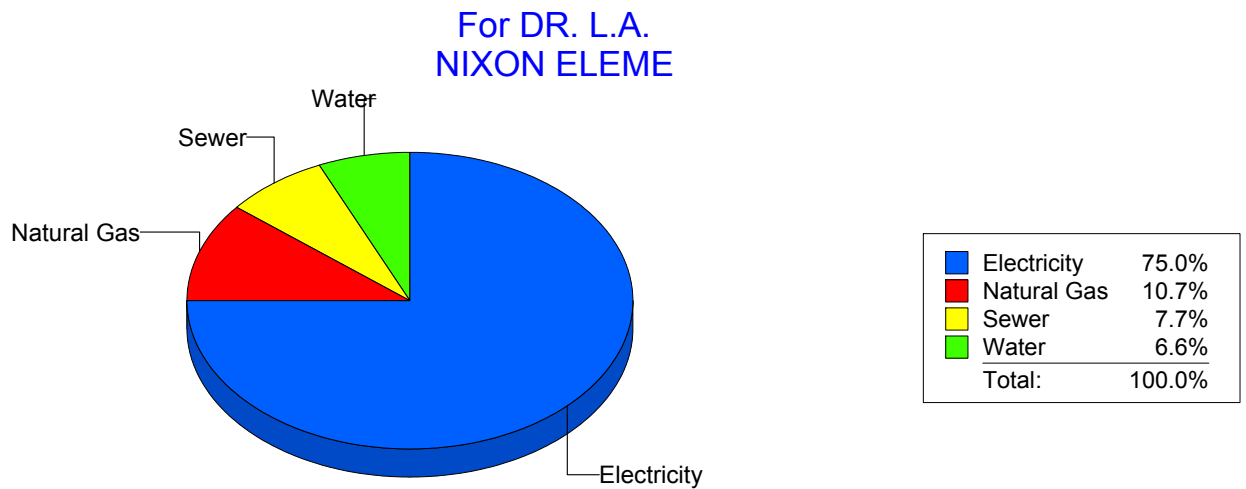
Energy CAP

Cost Avoidance Program

Cost Summary Graph

Grouped by Energy Type

Energy Type	Use	Units	Meter Cost	Special Charges	Total Cost	Avg Unit Cost	% of Total Cost
Site: DR. L.A. NIXON ELEME - DR. L.A. NIXON ELEME							
Electricity	39,400	KWH	\$5,457.31	\$0.00	\$5,457.31	0.1385	75.04%
Natural Gas	1,204	CCF	\$777.51	\$0.00	\$777.51	0.6458	10.69%
Water	172	CCF	\$479.53	\$0.00	\$479.53	2.7880	6.59%
Sewer	243	CCF	\$557.94	\$0.00	\$557.94	2.2960	7.67%
Total Cost:			\$7,272.29	\$0.00	\$7,272.29		



Filters: Cost Center Name Not One Of DoNotReport; Billing Period Equal To 200911

elpaso

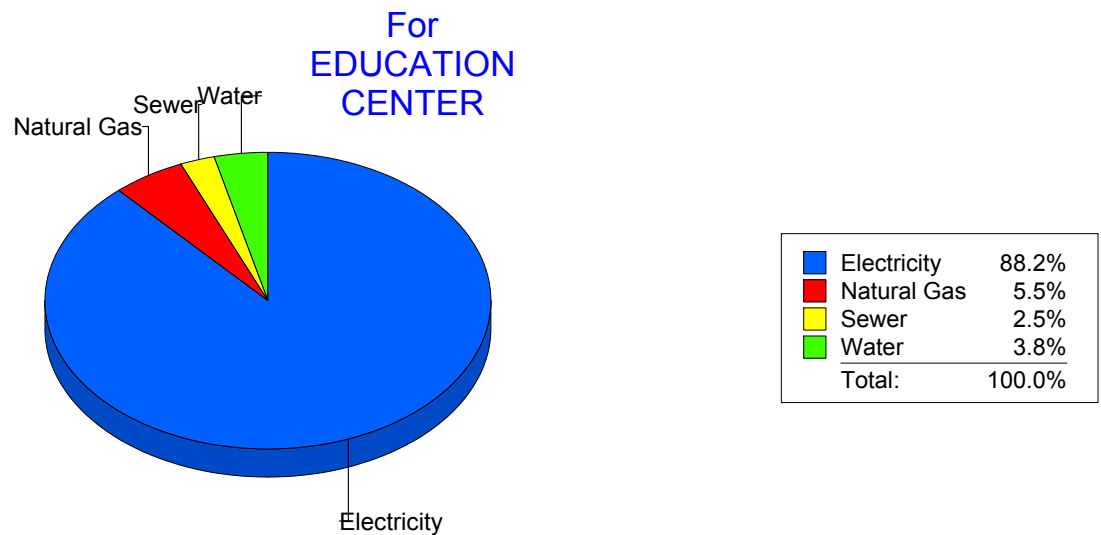
Energy CAP

Cost Avoidance Program

Cost Summary Graph

Grouped by Energy Type

Energy Type	Use	Units	Meter Cost	Special Charges	Total Cost	Avg Unit Cost	% of Total Cost
Site: EDUCATION CENTER - EDUCATION CENTER							
Electricity	280,266	KWH	\$27,671.81	\$0.00	\$27,671.81	0.0987	88.24%
Natural Gas	2,837	CCF	\$1,728.34	\$0.00	\$1,728.34	0.6092	5.51%
Water	483	CCF	\$1,189.63	\$0.00	\$1,189.63	2.4630	3.79%
Sewer	313	CCF	\$771.32	\$0.00	\$771.32	2.4643	2.46%
Total Cost:			\$31,361.10	\$0.00	\$31,361.10		



Filters: Cost Center Name Not One Of DoNotReport; Billing Period Equal To 200911

elpaso

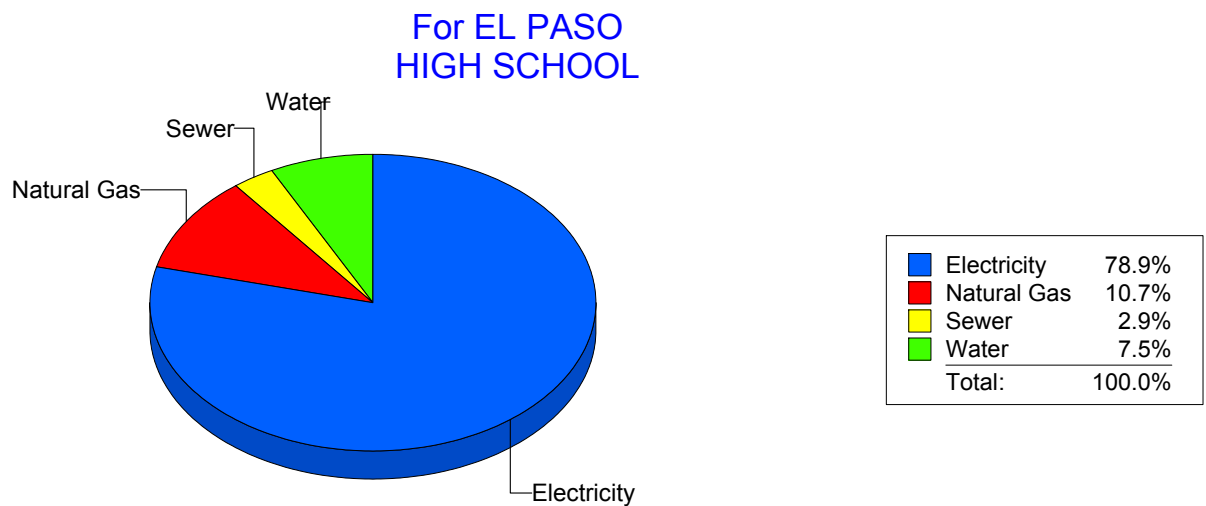
Energy CAP

Cost Avoidance Program

Cost Summary Graph

Grouped by Energy Type

Energy Type	Use	Units	Meter Cost	Special Charges	Total Cost	Avg Unit Cost	% of Total Cost
Site: EL PASO HIGH SCHOOL - EL PASO HIGH SCHOOL							
Electricity	147,387	KWH	\$19,072.94	\$0.00	\$19,072.94	0.1294	78.85%
Natural Gas	4,051	CCF	\$2,594.81	\$0.00	\$2,594.81	0.6405	10.73%
Water	518	CCF	\$1,811.87	\$0.00	\$1,811.87	3.4978	7.49%
Sewer	283	CCF	\$708.97	\$0.00	\$708.97	2.5052	2.93%
Total Cost:			\$24,188.59	\$0.00	\$24,188.59		



Filters: Cost Center Name Not One Of DoNotReport; Billing Period Equal To 200911

elpaso

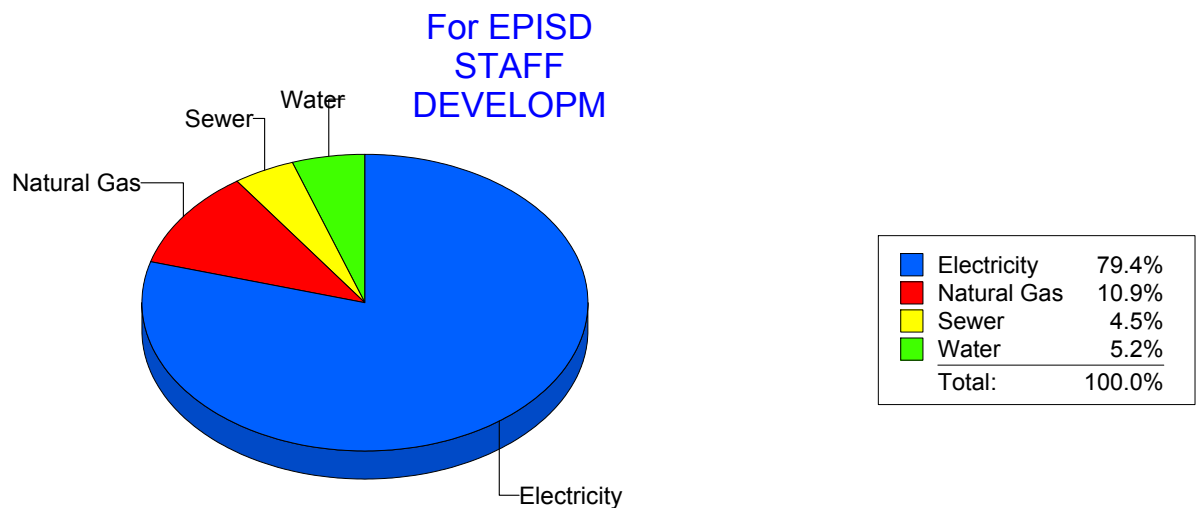
Energy CAP

Cost Avoidance Program

Cost Summary Graph

Grouped by Energy Type

Energy Type	Use	Units	Meter Cost	Special Charges	Total Cost	Avg Unit Cost	% of Total Cost
Site: EPISD STAFF DEVELOPM - EPISD STAFF DEVELOPM							
Electricity	11,840	KWH	\$1,734.61	\$0.00	\$1,734.61	0.1465	79.40%
Natural Gas	351	CCF	\$238.97	\$0.00	\$238.97	0.6808	10.94%
Water	34	CCF	\$113.44	\$0.00	\$113.44	3.3365	5.19%
Sewer	38	CCF	\$97.74	\$0.00	\$97.74	2.5721	4.47%
Total Cost:			\$2,184.76	\$0.00	\$2,184.76		



Filters: Cost Center Name Not One Of DoNotReport; Billing Period Equal To 200911

elpaso

Energy CAP

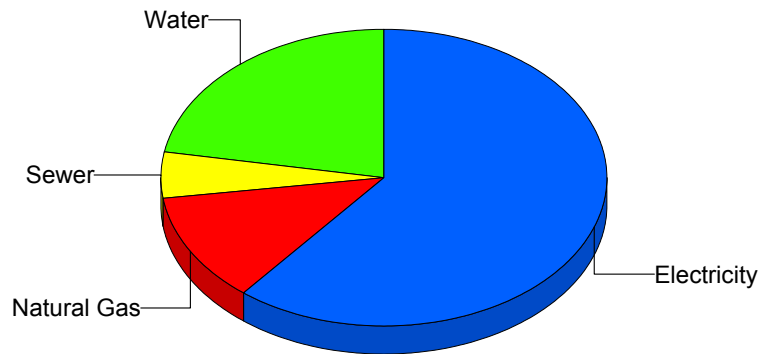
Cost Avoidance Program

Cost Summary Graph

Grouped by Energy Type

Energy Type	Use	Units	Meter Cost	Special Charges	Total Cost	Avg Unit Cost	% of Total Cost
Site: FANNIN ELEMENTARY - FANNIN ELEMENTARY							
Electricity	27,399	KWH	\$4,262.74	\$0.00	\$4,262.74	0.1556	60.78%
Natural Gas	1,250	CCF	\$835.39	\$0.00	\$835.39	0.6683	11.91%
Water	530	CCF	\$1,563.39	\$0.00	\$1,563.39	2.9498	22.29%
Sewer	120	CCF	\$352.25	\$0.00	\$352.25	2.9354	5.02%
Total Cost:			\$7,013.77	\$0.00	\$7,013.77		

For FANNIN
ELEMENTARY



Electricity	60.8%
Natural Gas	11.9%
Sewer	5.0%
Water	22.3%
Total:	100.0%

Filters: Cost Center Name Not One Of DoNotReport; Billing Period Equal To 200911

elpaso

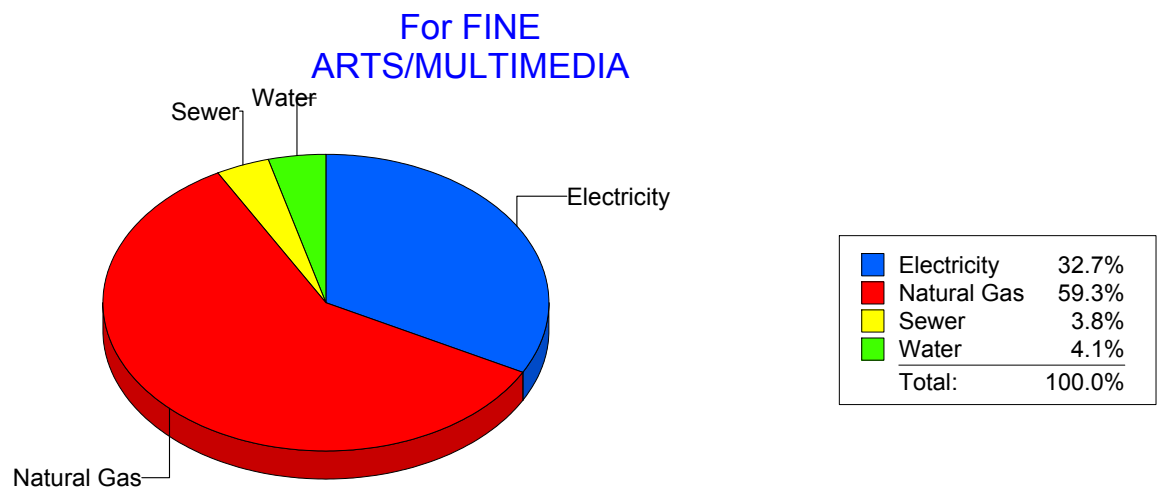
Energy CAP

Cost Avoidance Program

Cost Summary Graph

Grouped by Energy Type

Energy Type	Use	Units	Meter Cost	Special Charges	Total Cost	Avg Unit Cost	% of Total Cost
Site: FINE ARTS/MULTIMEDIA - FINE ARTS/MULTIMEDIA							
Electricity	8,079	KWH	\$1,169.29	\$0.00	\$1,169.29	0.1447	32.75%
Natural Gas	3,494	CCF	\$2,116.08	\$0.00	\$2,116.08	0.6056	59.26%
Water	59	CCF	\$148.18	\$0.00	\$148.18	2.5115	4.15%
Sewer	59	CCF	\$137.17	\$0.00	\$137.17	2.3249	3.84%
Total Cost:			\$3,570.72	\$0.00	\$3,570.72		



Filters: Cost Center Name Not One Of DoNotReport; Billing Period Equal To 200911

elpaso

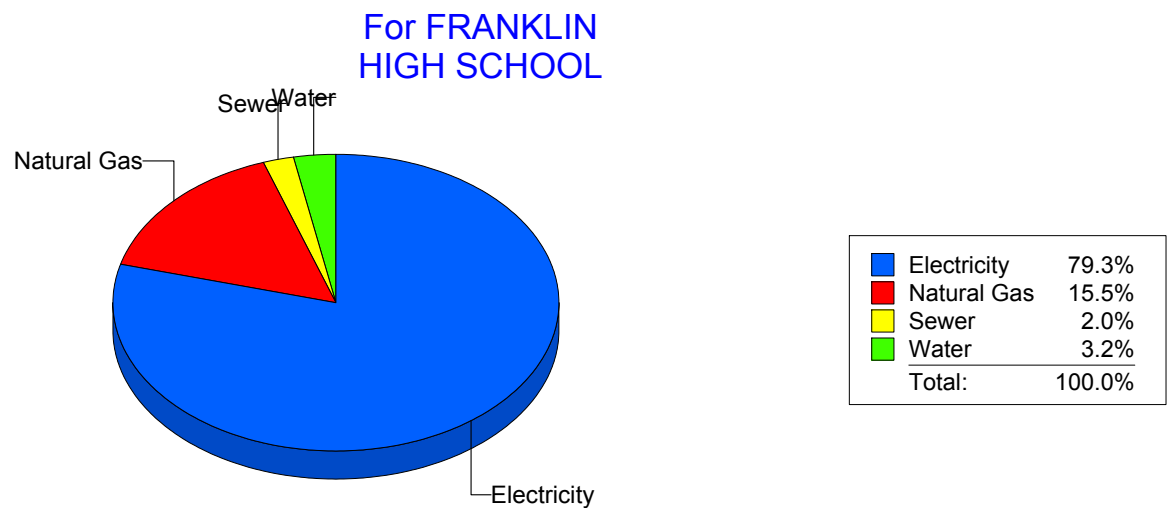
Energy CAP

Cost Avoidance Program

Cost Summary Graph

Grouped by Energy Type

Energy Type	Use	Units	Meter Cost	Special Charges	Total Cost	Avg Unit Cost	% of Total Cost
Site: FRANKLIN HIGH SCHOOL - FRANKLIN HIGH SCHOOL							
Electricity	268,251	KWH	\$29,707.50	\$0.00	\$29,707.50	0.1107	79.28%
Natural Gas	9,750	CCF	\$5,825.60	\$0.00	\$5,825.60	0.5975	15.55%
Water	665	CCF	\$1,194.09	\$0.00	\$1,194.09	1.7956	3.19%
Sewer	421	CCF	\$746.62	\$0.00	\$746.62	1.7734	1.99%
Total Cost:			\$37,473.81	\$0.00	\$37,473.81		



Filters: Cost Center Name Not One Of DoNotReport; Billing Period Equal To 200911

elpaso

Energy CAP

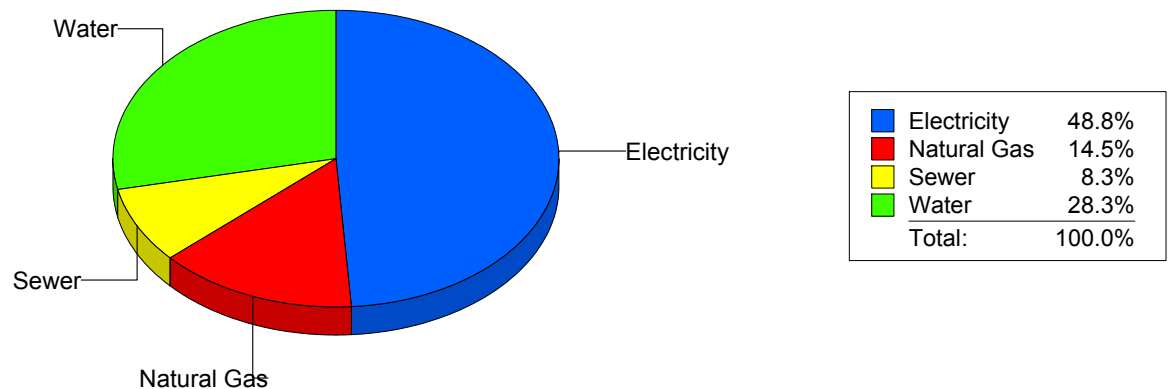
Cost Avoidance Program

Cost Summary Graph

Grouped by Energy Type

Energy Type	Use	Units	Meter Cost	Special Charges	Total Cost	Avg Unit Cost	% of Total Cost
Site: GREEN ELEMENTARY SCH - GREEN ELEMENTARY SCH							
Electricity	24,300	KWH	\$2,955.78	\$0.00	\$2,955.78	0.1216	48.83%
Natural Gas	1,376	CCF	\$879.14	\$0.00	\$879.14	0.6389	14.52%
Water	563	CCF	\$1,714.28	\$0.00	\$1,714.28	3.0449	28.32%
Sewer	181	CCF	\$504.06	\$0.00	\$504.06	2.7849	8.33%
Total Cost:			\$6,053.26	\$0.00	\$6,053.26		

For GREEN
ELEMENTARY
SCH



Filters: Cost Center Name Not One Of DoNotReport; Billing Period Equal To 200911

elpaso

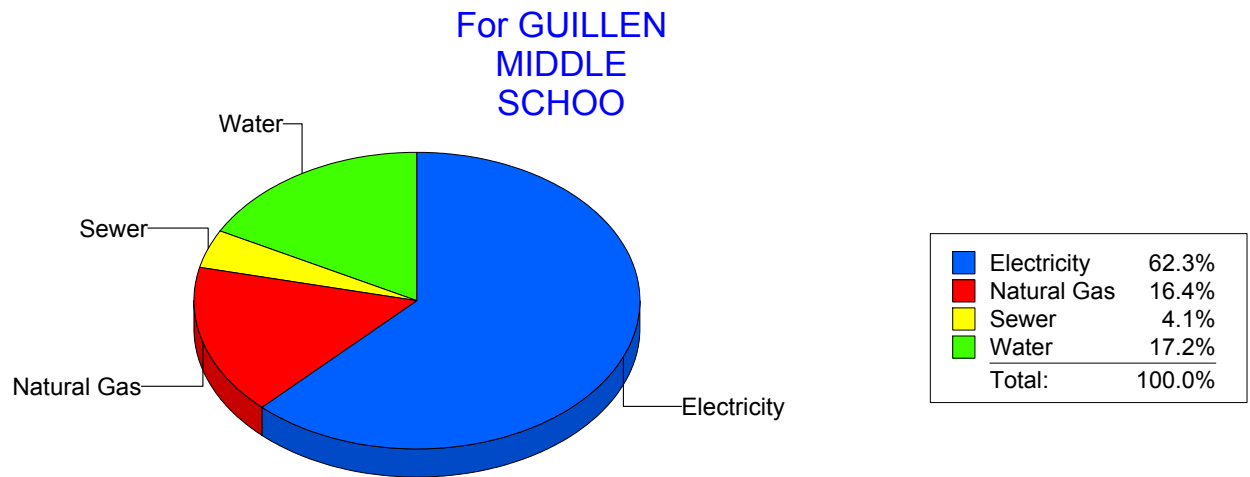
Energy CAP

Cost Avoidance Program

Cost Summary Graph

Grouped by Energy Type

Energy Type	Use	Units	Meter Cost	Special Charges	Total Cost	Avg Unit Cost	% of Total Cost
Site: GUILLEN MIDDLE SCHOO - GUILLEN MIDDLE SCHOO							
Electricity	73,381	KWH	\$8,205.39	\$0.00	\$8,205.39	0.1118	62.30%
Natural Gas	3,499	CCF	\$2,156.28	\$0.00	\$2,156.28	0.6163	16.37%
Water	813	CCF	\$2,268.49	\$0.00	\$2,268.49	2.7903	17.22%
Sewer	268	CCF	\$540.21	\$0.00	\$540.21	2.0157	4.10%
Total Cost:			\$13,170.37	\$0.00	\$13,170.37		



Filters: Cost Center Name Not One Of DoNotReport; Billing Period Equal To 200911

elpaso

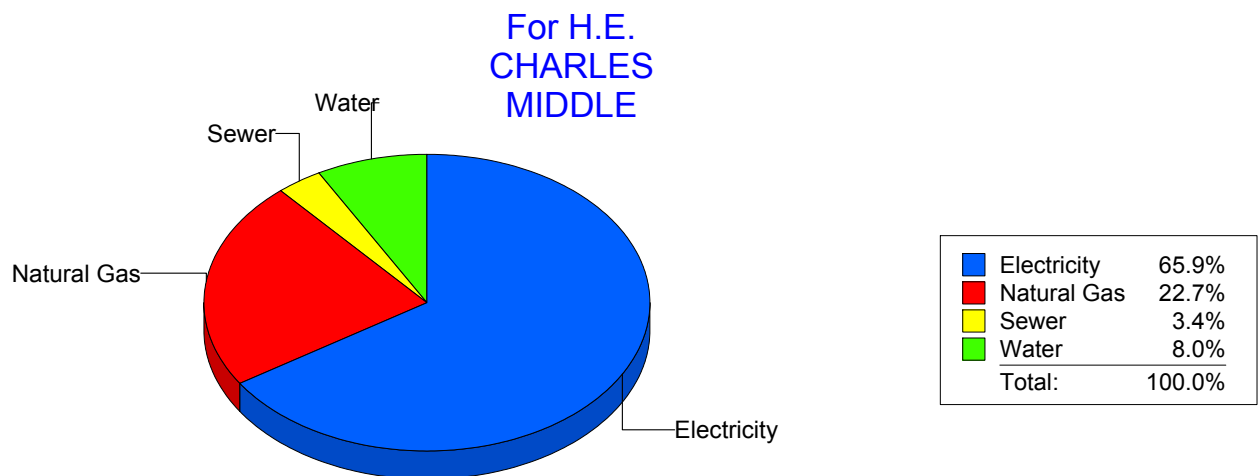
Energy CAP

Cost Avoidance Program

Cost Summary Graph

Grouped by Energy Type

Energy Type	Use	Units	Meter Cost	Special Charges	Total Cost	Avg Unit Cost	% of Total Cost
Site: H.E. CHARLES MIDDLE - H.E. CHARLES MIDDLE							
Electricity	53,750	KWH	\$7,107.38	\$0.00	\$7,107.38	0.1322	65.95%
Natural Gas	4,048	CCF	\$2,441.65	\$0.00	\$2,441.65	0.6032	22.66%
Water	312	CCF	\$862.33	\$0.00	\$862.33	2.7639	8.00%
Sewer	121	CCF	\$365.62	\$0.00	\$365.62	3.0217	3.39%
Total Cost:			\$10,776.98	\$0.00	\$10,776.98		



Filters: Cost Center Name Not One Of DoNotReport; Billing Period Equal To 200911

elpaso

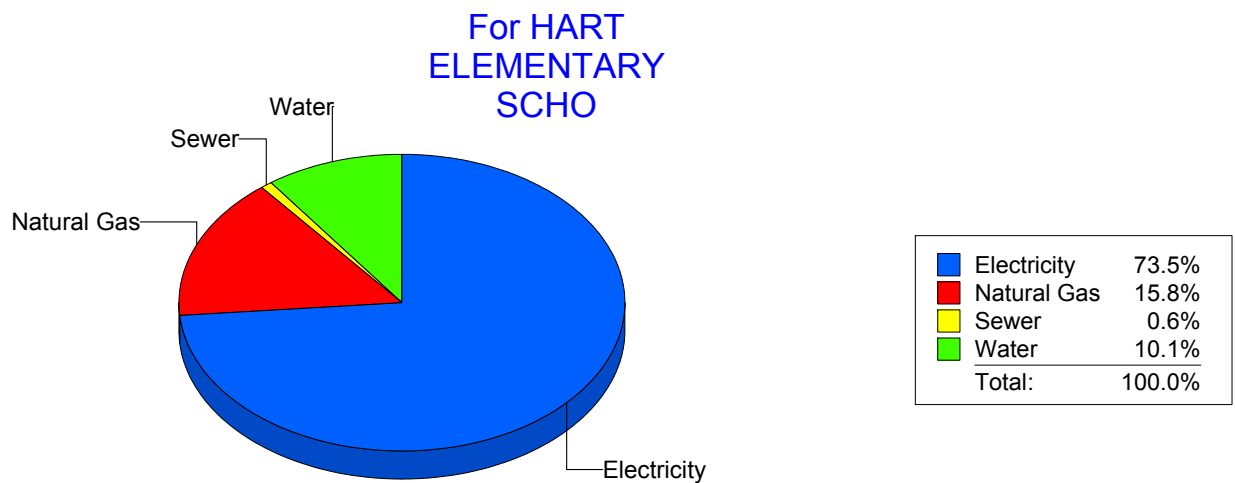
Energy CAP

Cost Avoidance Program

Cost Summary Graph

Grouped by Energy Type

Energy Type	Use	Units	Meter Cost	Special Charges	Total Cost	Avg Unit Cost	% of Total Cost
Site: HART ELEMENTARY SCHO - HART ELEMENTARY SCHO							
Electricity	20,556	KWH	\$2,932.24	\$0.00	\$2,932.24	0.1426	73.52%
Natural Gas	997	CCF	\$628.24	\$0.00	\$628.24	0.6301	15.75%
Water	184	CCF	\$402.69	\$0.00	\$402.69	2.1885	10.10%
Sewer	12	CCF	\$25.35	\$0.00	\$25.35	2.1125	0.64%
Total Cost:			\$3,988.52	\$0.00	\$3,988.52		



Filters: Cost Center Name Not One Of DoNotReport; Billing Period Equal To 200911

elpaso

Energy CAP

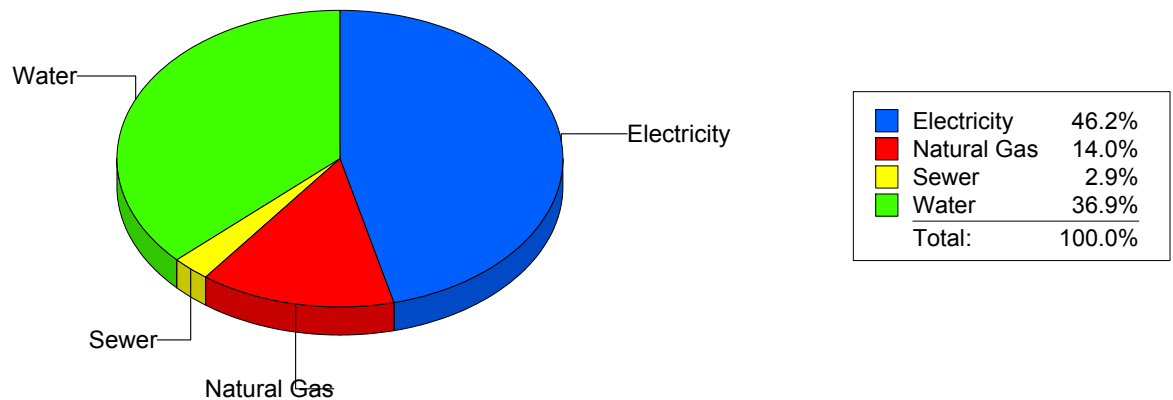
Cost Avoidance Program

Cost Summary Graph

Grouped by Energy Type

Energy Type	Use	Units	Meter Cost	Special Charges	Total Cost	Avg Unit Cost	% of Total Cost
Site: HAWKINS ELEMENTARY S - HAWKINS ELEMENTARY S							
Electricity	23,575	KWH	\$2,694.38	\$0.00	\$2,694.38	0.1143	46.17%
Natural Gas	1,317	CCF	\$819.56	\$0.00	\$819.56	0.6223	14.04%
Water	456	CCF	\$2,151.96	\$0.00	\$2,151.96	4.7192	36.87%
Sewer	36	CCF	\$170.20	\$0.00	\$170.20	4.7278	2.92%
Total Cost:			\$5,836.10	\$0.00	\$5,836.10		

For HAWKINS
ELEMENTARY
S



Filters: Cost Center Name Not One Of DoNotReport; Billing Period Equal To 200911

elpaso

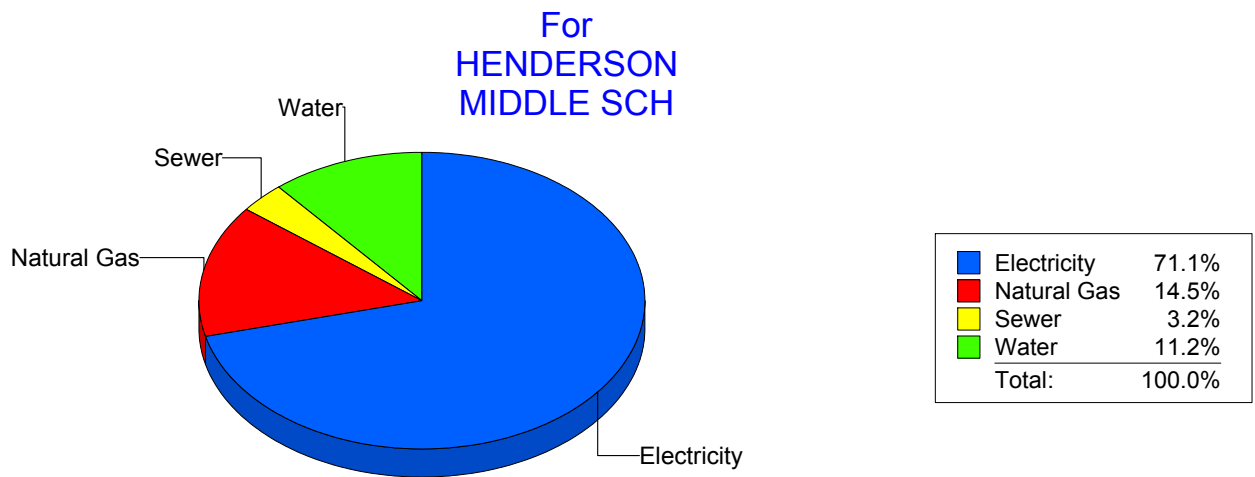
Energy CAP

Cost Avoidance Program

Cost Summary Graph

Grouped by Energy Type

Energy Type	Use	Units	Meter Cost	Special Charges	Total Cost	Avg Unit Cost	% of Total Cost
Site: HENDERSON MIDDLE SCH - HENDERSON MIDDLE SCH							
Electricity	48,278	KWH	\$5,898.20	\$0.00	\$5,898.20	0.1222	71.09%
Natural Gas	1,959	CCF	\$1,203.39	\$0.00	\$1,203.39	0.6143	14.50%
Water	421	CCF	\$932.37	\$0.00	\$932.37	2.2147	11.24%
Sewer	158	CCF	\$262.90	\$0.00	\$262.90	1.6639	3.17%
Total Cost:			\$8,296.86	\$0.00	\$8,296.86		



Filters: Cost Center Name Not One Of DoNotReport; Billing Period Equal To 200911

elpaso

Energy CAP

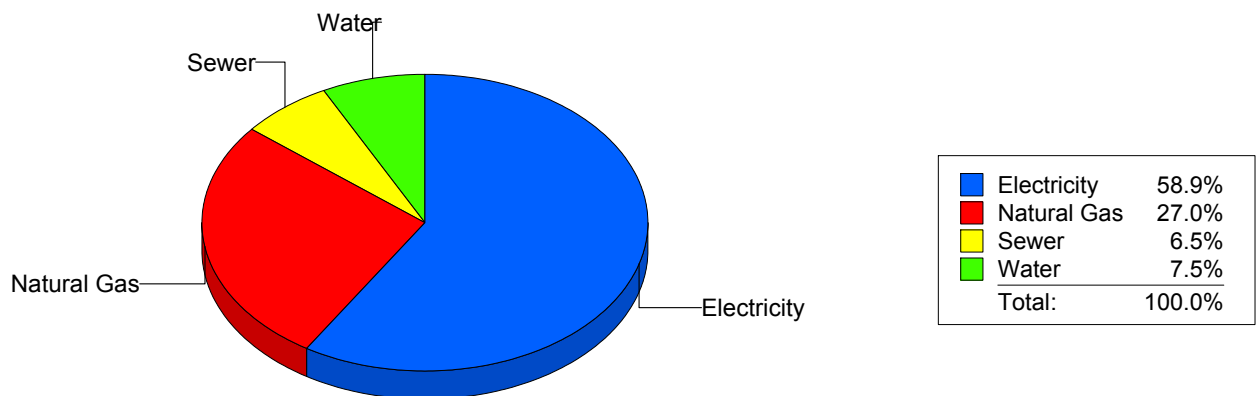
Cost Avoidance Program

Cost Summary Graph

Grouped by Energy Type

Energy Type	Use	Units	Meter Cost	Special Charges	Total Cost	Avg Unit Cost	% of Total Cost
Site: HERCULES COTTAGES - HERCULES COTTAGES							
Electricity	3,024	KWH	\$537.58	\$0.00	\$537.58	0.1778	58.91%
Natural Gas	158	CCF	\$246.54	\$0.00	\$246.54	1.5604	27.02%
Water	24	CCF	\$68.85	\$0.00	\$68.85	2.8688	7.55%
Sewer	23	CCF	\$59.54	\$0.00	\$59.54	2.5887	6.52%
Total Cost:			\$912.51	\$0.00	\$912.51		

For HERCULES COTTAGES



Filters: Cost Center Name Not One Of DoNotReport; Billing Period Equal To 200911

elpaso

Energy CAP

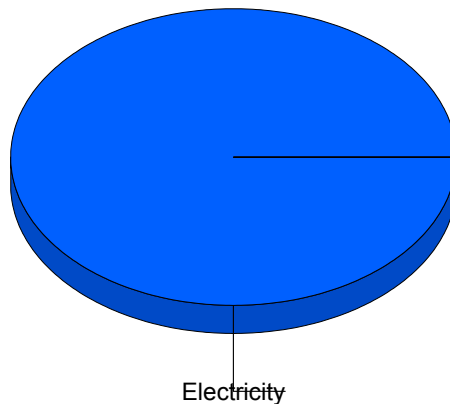
Cost Avoidance Program

Cost Summary Graph

Grouped by Energy Type

Energy Type	Use	Units	Meter Cost	Special Charges	Total Cost	Avg Unit Cost	% of Total Cost
Site: 174 - HERRERA ELEMENTARY							
Electricity	61,000	KWH	\$6,263.10	\$0.00	\$6,263.10	0.1027	100.00%
Total Cost:			\$6,263.10	\$0.00	\$6,263.10		

For HERRERA
ELEMENTARY



■ Electricity	100.0%
Total:	100.0%

Filters: Cost Center Name Not One Of DoNotReport; Billing Period Equal To 200911

elpaso

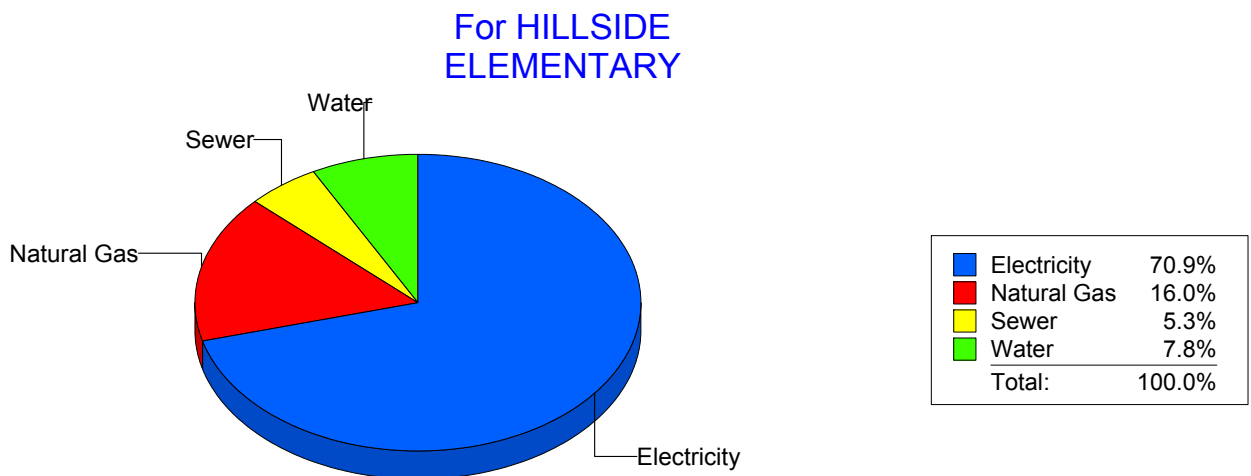
Energy CAP

Cost Avoidance Program

Cost Summary Graph

Grouped by Energy Type

Energy Type	Use	Units	Meter Cost	Special Charges	Total Cost	Avg Unit Cost	% of Total Cost
Site: HILLSIDE ELEMENTARY - HILLSIDE ELEMENTARY							
Electricity	33,496	KWH	\$5,440.01	\$0.00	\$5,440.01	0.1624	70.87%
Natural Gas	1,845	CCF	\$1,226.48	\$0.00	\$1,226.48	0.6648	15.98%
Water	243	CCF	\$599.27	\$0.00	\$599.27	2.4661	7.81%
Sewer	166	CCF	\$410.67	\$0.00	\$410.67	2.4739	5.35%
Total Cost:			\$7,676.43	\$0.00	\$7,676.43		



Filters: Cost Center Name Not One Of DoNotReport; Billing Period Equal To 200911

el Paso

Energy CAP

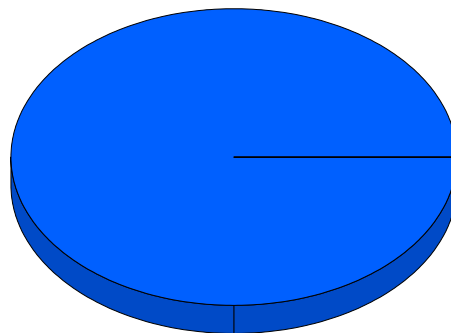
Cost Avoidance Program

Cost Summary Graph

Grouped by Energy Type

Energy Type	Use	Units	Meter Cost	Special Charges	Total Cost	Avg Unit Cost	% of Total Cost
Site: 882 - HONDO PASS COTTAGES							
Natural Gas		39 CCF	\$73.04	\$0.00	\$73.04	1.8728	100.00%
Total Cost:			\$73.04	\$0.00	\$73.04		

For HONDO
PASS
COTTAGES



Natural Gas

■ Natural Gas	100.0%
Total:	100.0%

Filters: Cost Center Name Not One Of DoNotReport; Billing Period Equal To 200911

elpaso

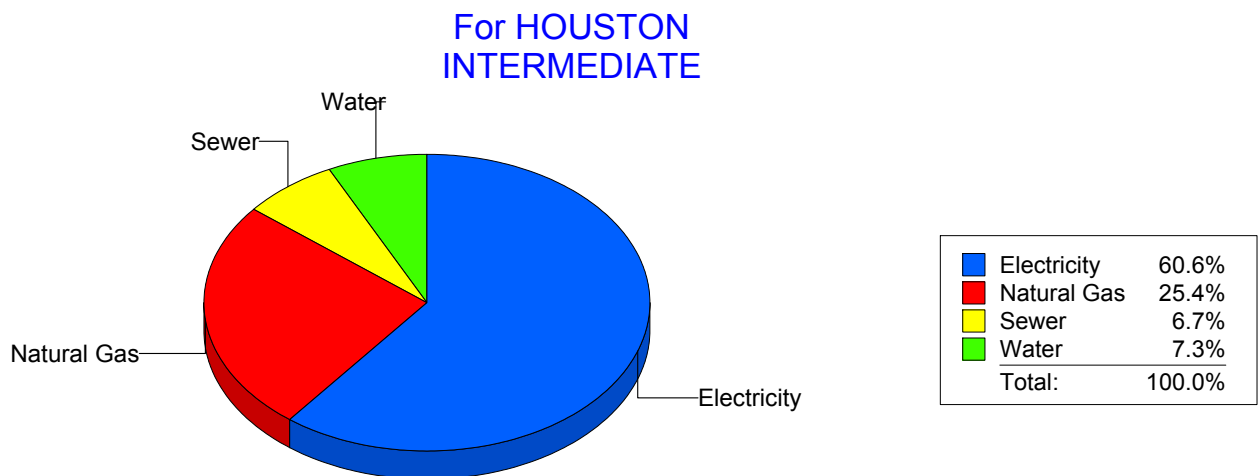
Energy CAP

Cost Avoidance Program

Cost Summary Graph

Grouped by Energy Type

Energy Type	Use	Units	Meter Cost	Special Charges	Total Cost	Avg Unit Cost	% of Total Cost
Site: HOUSTON INTERMEDIATE - HOUSTON INTERMEDIATE							
Electricity	20,912	KWH	\$2,618.31	\$0.00	\$2,618.31	0.1252	60.56%
Natural Gas	1,698	CCF	\$1,096.58	\$0.00	\$1,096.58	0.6458	25.36%
Water	82	CCF	\$317.42	\$0.00	\$317.42	3.8710	7.34%
Sewer	64	CCF	\$291.24	\$0.00	\$291.24	4.5506	6.74%
Total Cost:			\$4,323.55	\$0.00	\$4,323.55		



Filters: Cost Center Name Not One Of DoNotReport; Billing Period Equal To 200911

elpaso

Energy CAP

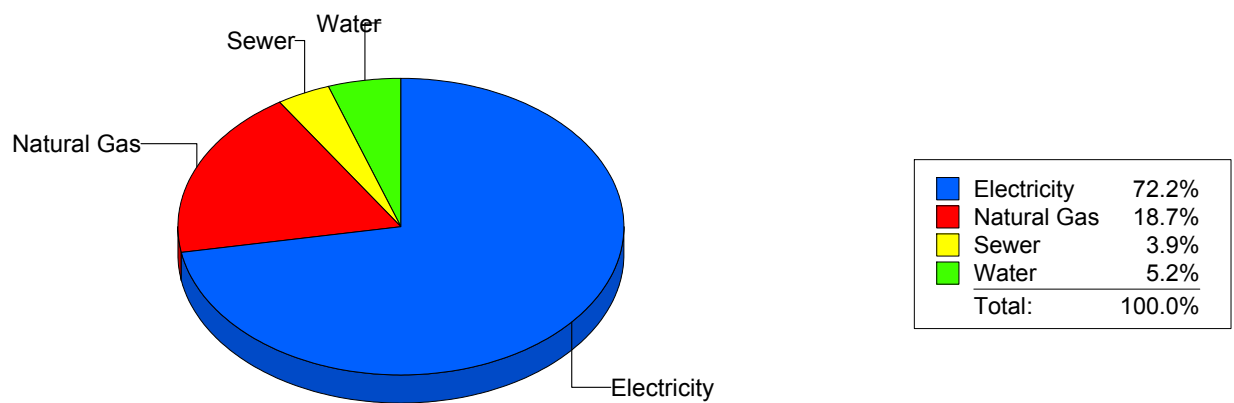
Cost Avoidance Program

Cost Summary Graph

Grouped by Energy Type

Energy Type	Use	Units	Meter Cost	Special Charges	Total Cost	Avg Unit Cost	% of Total Cost
Site: MOYE - HR Moye							
Electricity	50,760	KWH	\$5,988.70	\$0.00	\$5,988.70	0.1180	72.22%
Natural Gas	2,542	CCF	\$1,551.96	\$0.00	\$1,551.96	0.6105	18.72%
Water	104	CCF	\$428.74	\$0.00	\$428.74	4.1225	5.17%
Sewer	87	CCF	\$322.44	\$0.00	\$322.44	3.7062	3.89%
Total Cost:			\$8,291.84	\$0.00	\$8,291.84		

For HR Moye



Filters: Cost Center Name Not One Of DoNotReport; Billing Period Equal To 200911

elpaso

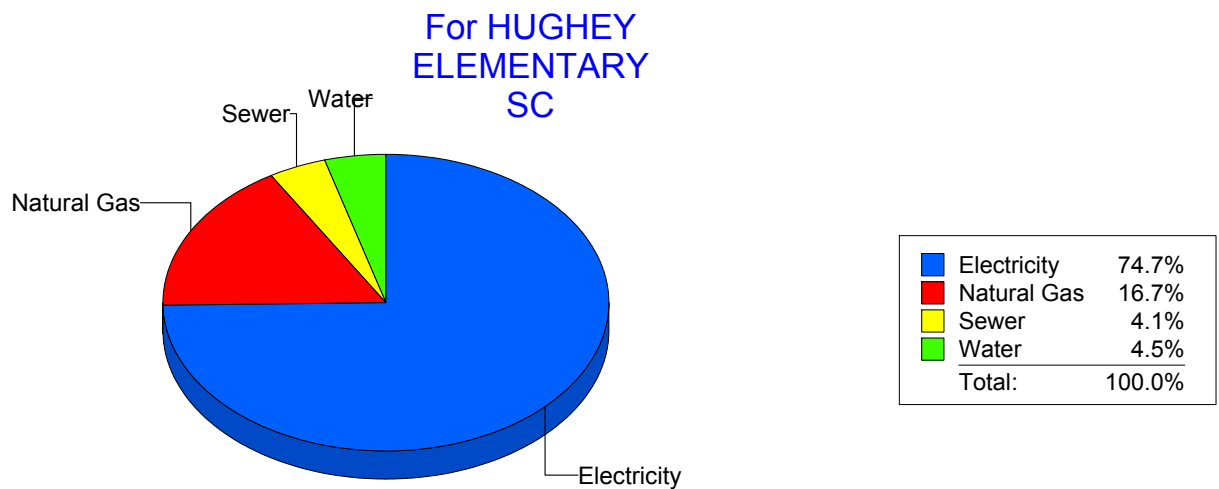
Energy CAP

Cost Avoidance Program

Cost Summary Graph

Grouped by Energy Type

Energy Type	Use	Units	Meter Cost	Special Charges	Total Cost	Avg Unit Cost	% of Total Cost
Site: HUGHEY ELEMENTARY SC - HUGHEY ELEMENTARY SC							
Electricity	28,600	KWH	\$4,393.49	\$0.00	\$4,393.49	0.1536	74.69%
Natural Gas	1,588	CCF	\$981.58	\$0.00	\$981.58	0.6181	16.69%
Water	140	CCF	\$265.63	\$0.00	\$265.63	1.8974	4.52%
Sewer	141	CCF	\$241.31	\$0.00	\$241.31	1.7114	4.10%
Total Cost:			\$5,882.01	\$0.00	\$5,882.01		



Filters: Cost Center Name Not One Of DoNotReport; Billing Period Equal To 200911

elpaso

Energy CAP

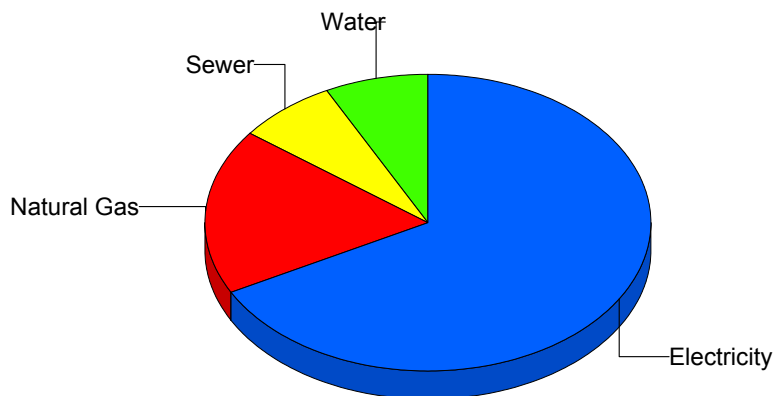
Cost Avoidance Program

Cost Summary Graph

Grouped by Energy Type

Energy Type	Use	Units	Meter Cost	Special Charges	Total Cost	Avg Unit Cost	% of Total Cost
Site: IRVIN HIGH SCHOOL - IRVIN HIGH SCHOOL							
Electricity	103,600	KWH	\$12,043.02	\$0.00	\$12,043.02	0.1162	67.18%
Natural Gas	5,361	CCF	\$3,245.87	\$0.00	\$3,245.87	0.6055	18.11%
Water	837	CCF	\$1,338.84	\$0.00	\$1,338.84	1.5996	7.47%
Sewer	914	CCF	\$1,298.39	\$0.00	\$1,298.39	1.4206	7.24%
Total Cost:			\$17,926.12	\$0.00	\$17,926.12		

For IRVIN HIGH SCHOOL



Electricity	67.2%
Natural Gas	18.1%
Sewer	7.2%
Water	7.5%
Total:	100.0%

Filters: Cost Center Name Not One Of DoNotReport; Billing Period Equal To 200911

elpaso

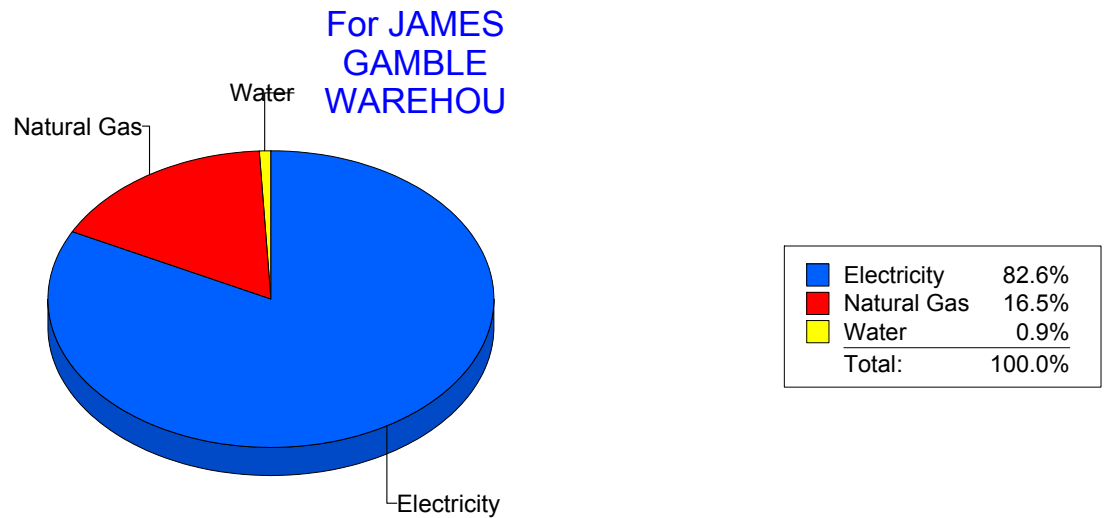
Energy CAP

Cost Avoidance Program

Cost Summary Graph

Grouped by Energy Type

Energy Type	Use	Units	Meter Cost	Special Charges	Total Cost	Avg Unit Cost	% of Total Cost
Site: JAMES GAMBLE WAREHOU - JAMES GAMBLE WAREHOU							
Electricity	27,400	KWH	\$3,323.62	\$0.00	\$3,323.62	0.1213	82.57%
Natural Gas	1,058	CCF	\$665.00	\$0.00	\$665.00	0.6285	16.52%
Water	0	CCF	\$36.36	\$0.00	\$36.36	0.0000	0.90%
Total Cost:			\$4,024.98	\$0.00	\$4,024.98		



Filters: Cost Center Name Not One Of DoNotReport; Billing Period Equal To 200911

elpaso

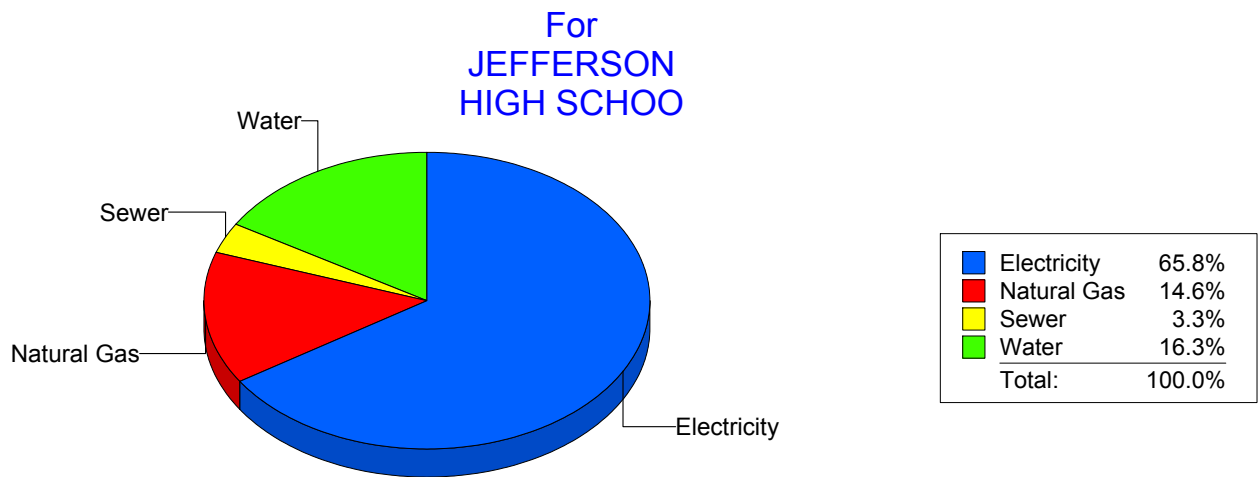
Energy CAP

Cost Avoidance Program

Cost Summary Graph

Grouped by Energy Type

Energy Type	Use	Units	Meter Cost	Special Charges	Total Cost	Avg Unit Cost	% of Total Cost
Site: JEFFERSON HIGH SCHOO - JEFFERSON HIGH SCHOO							
Electricity	98,631	KWH	\$12,721.38	\$0.00	\$12,721.38	0.1290	65.76%
Natural Gas	4,339	CCF	\$2,829.27	\$0.00	\$2,829.27	0.6521	14.63%
Water	1,270	CCF	\$3,149.25	\$0.00	\$3,149.25	2.4797	16.28%
Sewer	236	CCF	\$644.27	\$0.00	\$644.27	2.7300	3.33%
Total Cost:			\$19,344.17	\$0.00	\$19,344.17		



Filters: Cost Center Name Not One Of DoNotReport; Billing Period Equal To 200911

elpaso

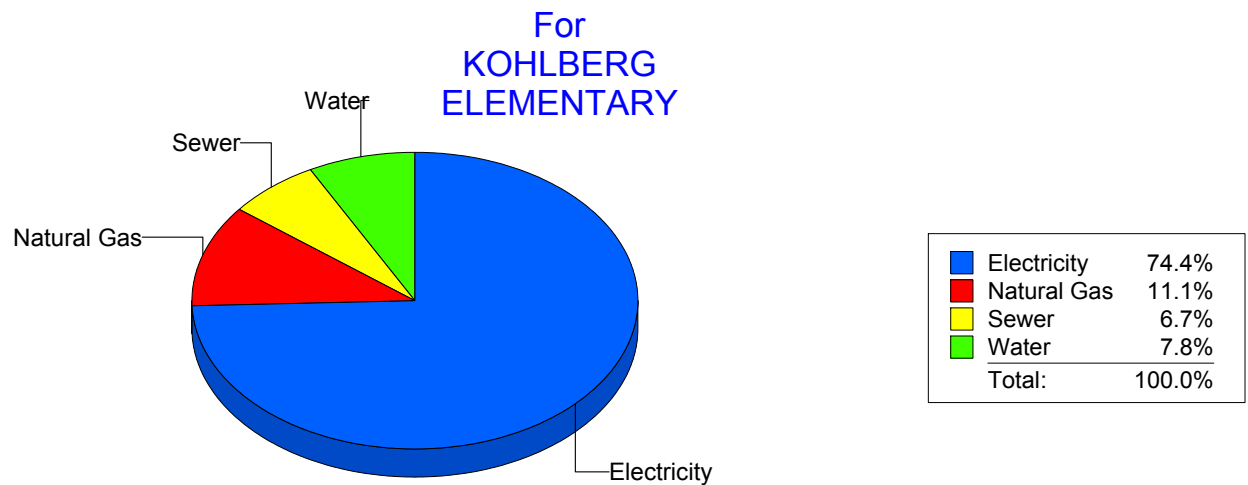
Energy CAP

Cost Avoidance Program

Cost Summary Graph

Grouped by Energy Type

Energy Type	Use	Units	Meter Cost	Special Charges	Total Cost	Avg Unit Cost	% of Total Cost
Site: KOHLBERG ELEMENTARY - KOHLBERG ELEMENTARY							
Electricity	53,080	KWH	\$7,238.16	\$0.00	\$7,238.16	0.1364	74.42%
Natural Gas	1,754	CCF	\$1,080.83	\$0.00	\$1,080.83	0.6162	11.11%
Water	393	CCF	\$759.18	\$0.00	\$759.18	1.9318	7.81%
Sewer	366	CCF	\$648.10	\$0.00	\$648.10	1.7708	6.66%
Total Cost:			\$9,726.27	\$0.00	\$9,726.27		



Filters: Cost Center Name Not One Of DoNotReport; Billing Period Equal To 200911

elpaso

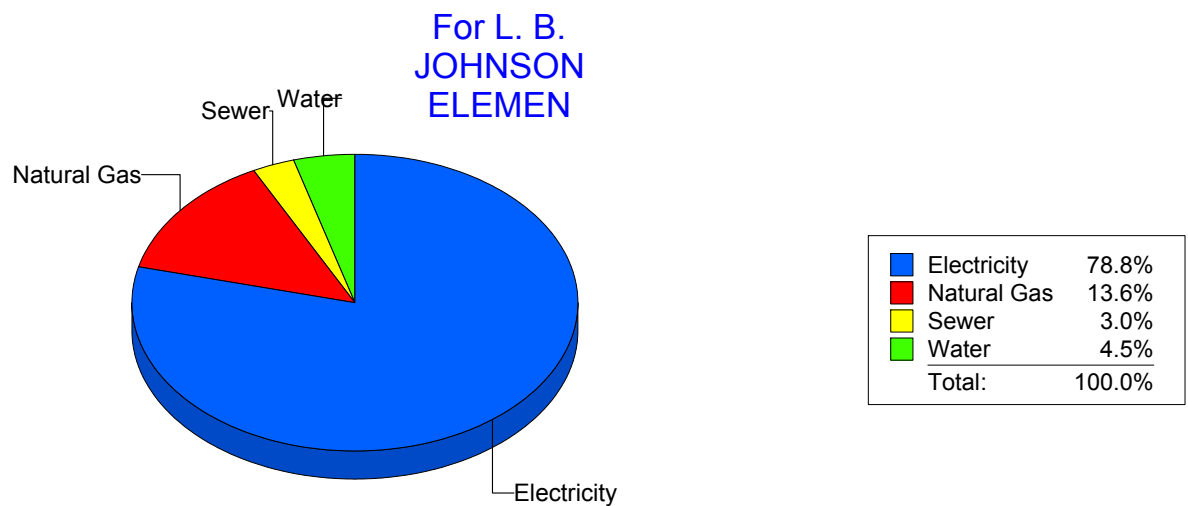
Energy CAP

Cost Avoidance Program

Cost Summary Graph

Grouped by Energy Type

Energy Type	Use	Units	Meter Cost	Special Charges	Total Cost	Avg Unit Cost	% of Total Cost
Site: L. B. JOHNSON ELEMEN - L. B. JOHNSON ELEMEN							
Electricity	50,500	KWH	\$7,158.01	\$0.00	\$7,158.01	0.1417	78.84%
Natural Gas	1,961	CCF	\$1,237.22	\$0.00	\$1,237.22	0.6309	13.63%
Water	207	CCF	\$408.18	\$0.00	\$408.18	1.9719	4.50%
Sewer	109	CCF	\$276.04	\$0.00	\$276.04	2.5325	3.04%
Total Cost:			\$9,079.45	\$0.00	\$9,079.45		



Filters: Cost Center Name Not One Of DoNotReport; Billing Period Equal To 200911

elpaso

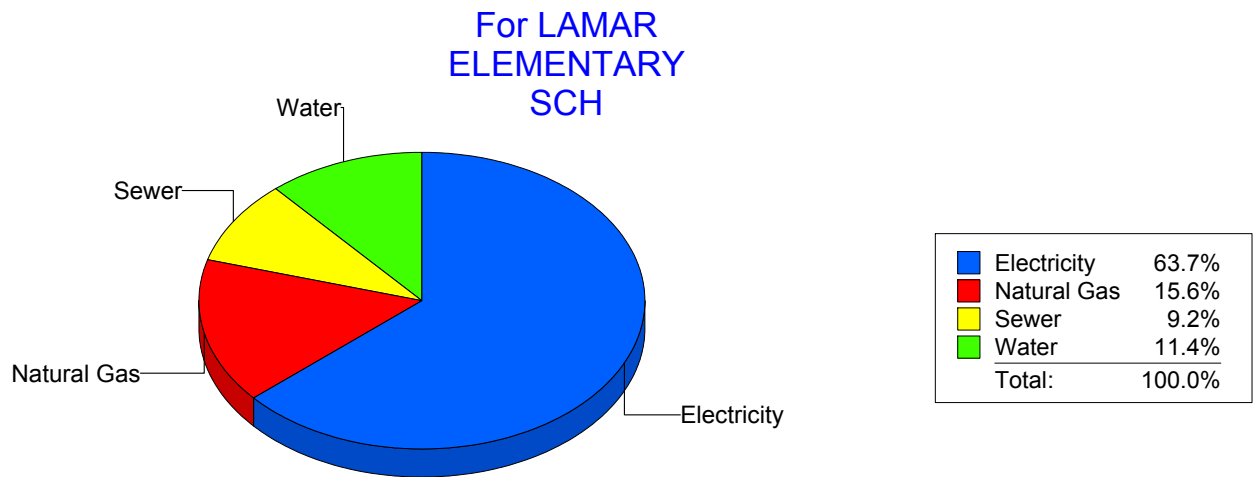
Energy CAP

Cost Avoidance Program

Cost Summary Graph

Grouped by Energy Type

Energy Type	Use	Units	Meter Cost	Special Charges	Total Cost	Avg Unit Cost	% of Total Cost
Site: LAMAR ELEMENTARY SCH - LAMAR ELEMENTARY SCH							
Electricity	30,600	KWH	\$4,317.06	\$0.00	\$4,317.06	0.1411	63.73%
Natural Gas	1,619	CCF	\$1,058.63	\$0.00	\$1,058.63	0.6539	15.63%
Water	314	CCF	\$774.16	\$0.00	\$774.16	2.4655	11.43%
Sewer	226	CCF	\$624.48	\$0.00	\$624.48	2.7632	9.22%
Total Cost:			\$6,774.33	\$0.00	\$6,774.33		



Filters: Cost Center Name Not One Of DoNotReport; Billing Period Equal To 200911

elpaso

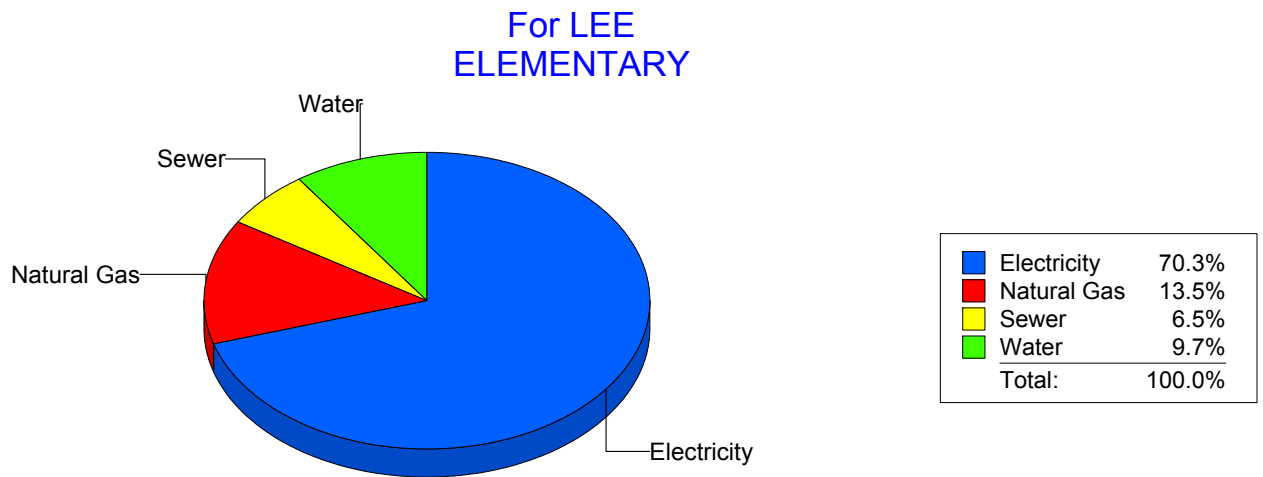
Energy CAP

Cost Avoidance Program

Cost Summary Graph

Grouped by Energy Type

Energy Type	Use	Units	Meter Cost	Special Charges	Total Cost	Avg Unit Cost	% of Total Cost
Site: LEE ELEMENTARY - LEE ELEMENTARY							
Electricity	28,803	KWH	\$4,483.61	\$0.00	\$4,483.61	0.1557	70.30%
Natural Gas	1,296	CCF	\$859.05	\$0.00	\$859.05	0.6628	13.47%
Water	115	CCF	\$617.42	\$0.00	\$617.42	5.3689	9.68%
Sewer	107	CCF	\$417.54	\$0.00	\$417.54	3.9022	6.55%
Total Cost:			\$6,377.62	\$0.00	\$6,377.62		



Filters: Cost Center Name Not One Of DoNotReport; Billing Period Equal To 200911

elpaso

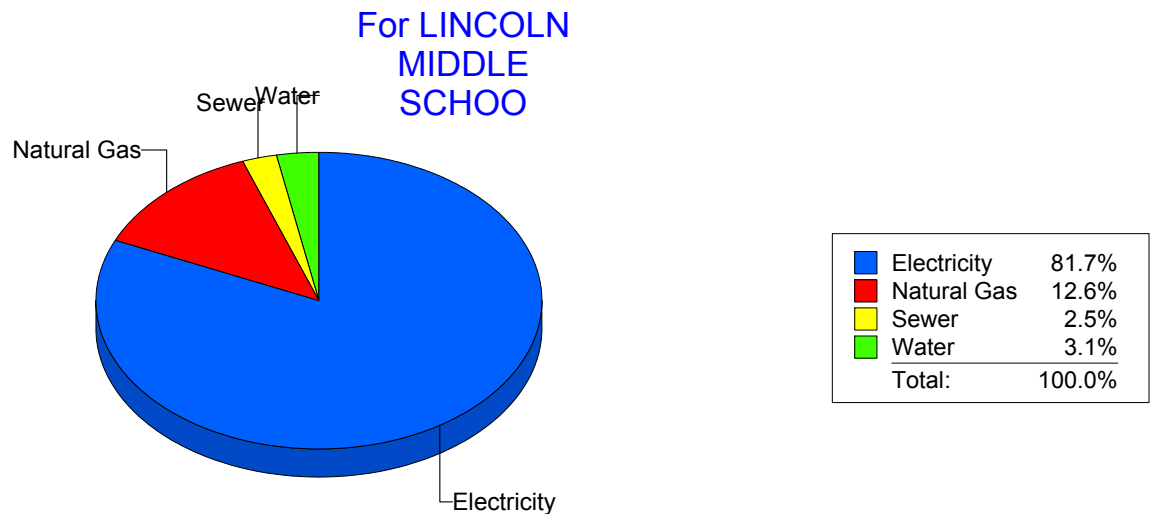
Energy CAP

Cost Avoidance Program

Cost Summary Graph

Grouped by Energy Type

Energy Type	Use	Units	Meter Cost	Special Charges	Total Cost	Avg Unit Cost	% of Total Cost
Site: LINCOLN MIDDLE SCHOO - LINCOLN MIDDLE SCHOO							
Electricity	97,650	KWH	\$14,535.55	\$0.00	\$14,535.55	0.1489	81.74%
Natural Gas	3,703	CCF	\$2,238.90	\$0.00	\$2,238.90	0.6046	12.59%
Water	299	CCF	\$558.74	\$0.00	\$558.74	1.8687	3.14%
Sewer	246	CCF	\$450.03	\$0.00	\$450.03	1.8294	2.53%
Total Cost:			\$17,783.22	\$0.00	\$17,783.22		



Filters: Cost Center Name Not One Of DoNotReport; Billing Period Equal To 200911

elpaso

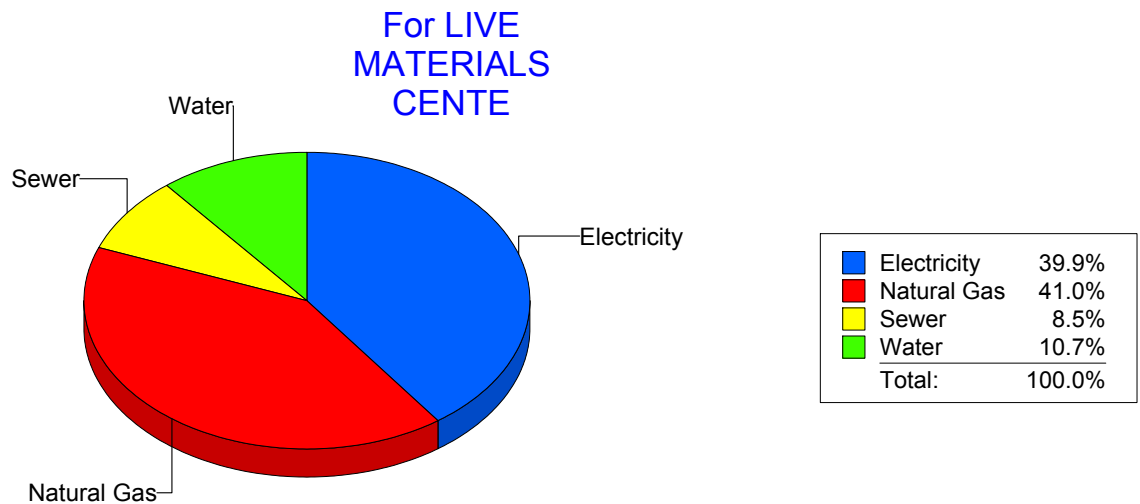
Energy CAP

Cost Avoidance Program

Cost Summary Graph

Grouped by Energy Type

Energy Type	Use	Units	Meter Cost	Special Charges	Total Cost	Avg Unit Cost	% of Total Cost
Site: LIVE MATERIALS CENTE - LIVE MATERIALS CENTE							
Electricity	469 KWH		\$101.30	\$0.00	\$101.30	0.2160	39.87%
Natural Gas	74 CCF		\$104.06	\$0.00	\$104.06	1.4062	40.96%
Water	4 CCF		\$27.20	\$0.00	\$27.20	6.8000	10.71%
Sewer	1 CCF		\$21.49	\$0.00	\$21.49	21.4900	8.46%
Total Cost:			\$254.05	\$0.00	\$254.05		



Filters: Cost Center Name Not One Of DoNotReport; Billing Period Equal To 200911

elpaso

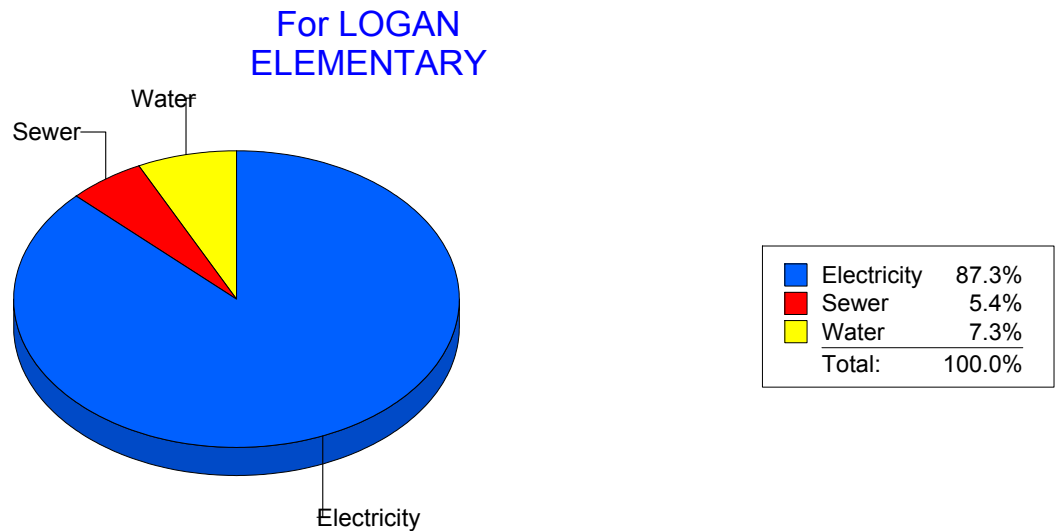
Energy CAP

Cost Avoidance Program

Cost Summary Graph

Grouped by Energy Type

Energy Type	Use	Units	Meter Cost	Special Charges	Total Cost	Avg Unit Cost	% of Total Cost
Site: LOGAN ELEMENTARY - LOGAN ELEMENTARY							
Electricity	22,200	KWH	\$3,134.76	\$0.00	\$3,134.76	0.1412	87.34%
Water	137	CCF	\$261.28	\$0.00	\$261.28	1.9072	7.28%
Sewer	103	CCF	\$193.05	\$0.00	\$193.05	1.8743	5.38%
Total Cost:			\$3,589.09	\$0.00	\$3,589.09		



Filters: Cost Center Name Not One Of DoNotReport; Billing Period Equal To 200911

elpaso

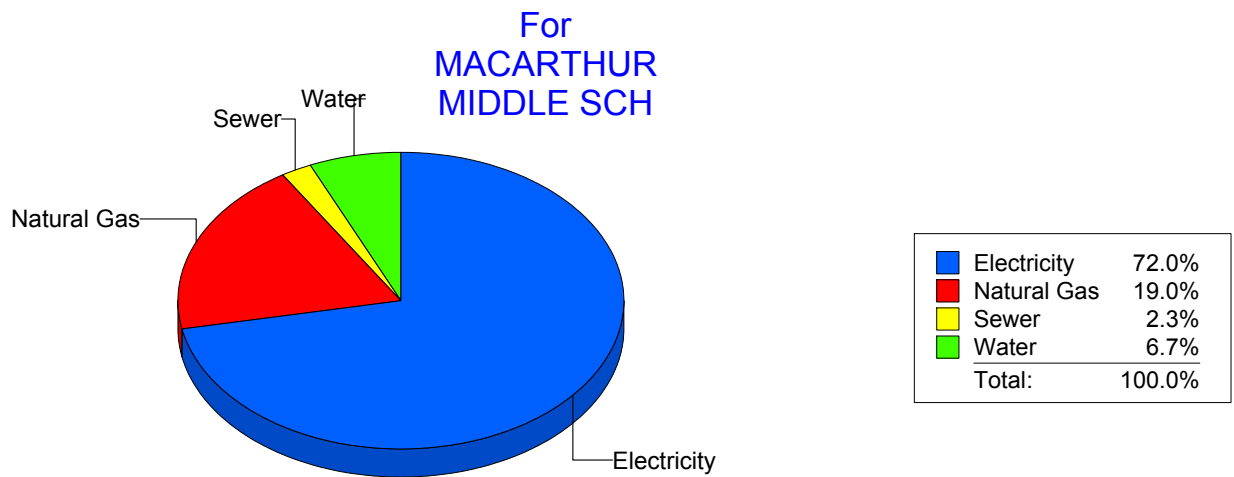
Energy CAP

Cost Avoidance Program

Cost Summary Graph

Grouped by Energy Type

Energy Type	Use	Units	Meter Cost	Special Charges	Total Cost	Avg Unit Cost	% of Total Cost
Site: MACARTHUR MIDDLE SCH - MACARTHUR MIDDLE SCH							
Electricity	64,360	KWH	\$8,343.74	\$0.00	\$8,343.74	0.1296	71.97%
Natural Gas	3,646	CCF	\$2,205.41	\$0.00	\$2,205.41	0.6049	19.02%
Water	269	CCF	\$780.67	\$0.00	\$780.67	2.9021	6.73%
Sewer	99	CCF	\$263.34	\$0.00	\$263.34	2.6600	2.27%
Total Cost:			\$11,593.16	\$0.00	\$11,593.16		



Filters: Cost Center Name Not One Of DoNotReport; Billing Period Equal To 200911

elpaso

Energy CAP

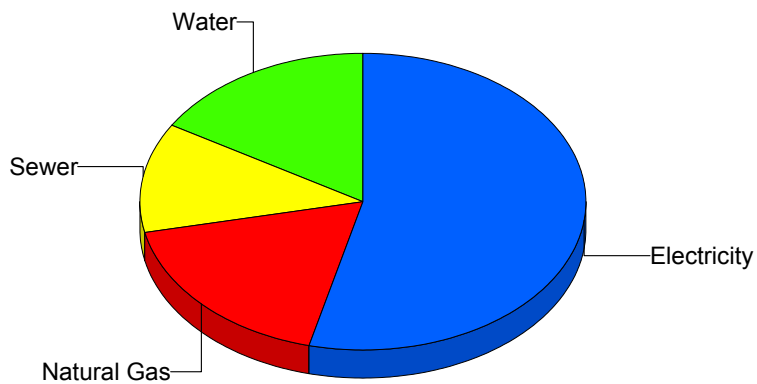
Cost Avoidance Program

Cost Summary Graph

Grouped by Energy Type

Energy Type	Use	Units	Meter Cost	Special Charges	Total Cost	Avg Unit Cost	% of Total Cost
Site: MAGOFFIN MIDDLE SCHO - MAGOFFIN MIDDLE SCHO							
Electricity	18,270	KWH	\$2,721.84	\$0.00	\$2,721.84	0.1490	54.01%
Natural Gas	1,444	CCF	\$895.53	\$0.00	\$895.53	0.6202	17.77%
Water	256	CCF	\$823.76	\$0.00	\$823.76	3.2178	16.35%
Sewer	304	CCF	\$598.03	\$0.00	\$598.03	1.9672	11.87%
Total Cost:			\$5,039.16	\$0.00	\$5,039.16		

For MAGOFFIN
MIDDLE SCHO



Electricity	54.0%
Natural Gas	17.8%
Sewer	11.9%
Water	16.3%
Total:	100.0%

Filters: Cost Center Name Not One Of DoNotReport; Billing Period Equal To 200911

elpaso

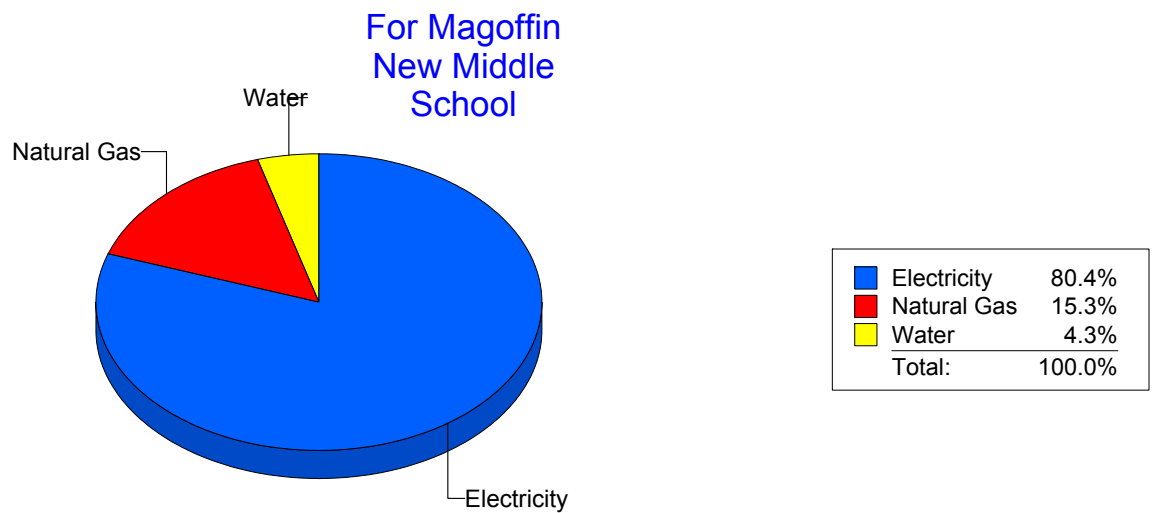
Energy CAP

Cost Avoidance Program

Cost Summary Graph

Grouped by Energy Type

Energy Type	Use	Units	Meter Cost	Special Charges	Total Cost	Avg Unit Cost	% of Total Cost
Site: MAGOFFINMIDDLESCHOOLN047 - Magoffin New Middle School							
Electricity	99,200	KWH	\$10,581.69	\$0.00	\$10,581.69	0.1067	80.36%
Natural Gas	3,326	CCF	\$2,017.36	\$0.00	\$2,017.36	0.6065	15.32%
Water	104	CCF	\$568.91	\$0.00	\$568.91	5.4703	4.32%
Total Cost:			\$13,167.96	\$0.00	\$13,167.96		



Filters: Cost Center Name Not One Of DoNotReport; Billing Period Equal To 200911

elpaso

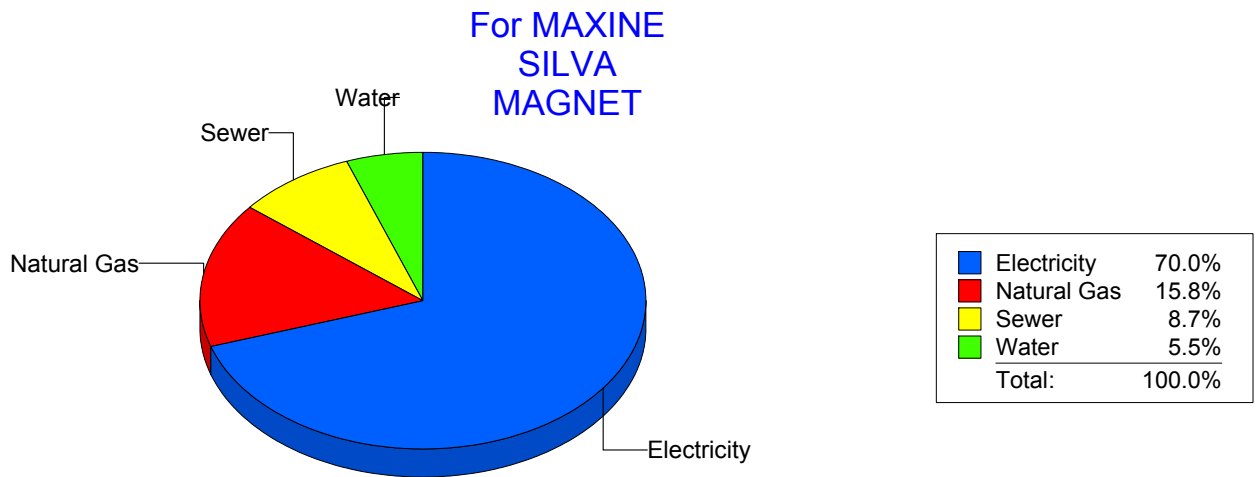
Energy CAP

Cost Avoidance Program

Cost Summary Graph

Grouped by Energy Type

Energy Type	Use	Units	Meter Cost	Special Charges	Total Cost	Avg Unit Cost	% of Total Cost
Site: MAXINE SILVA MAGNET - MAXINE SILVA MAGNET							
Electricity	49,500	KWH	\$6,548.45	\$0.00	\$6,548.45	0.1323	70.03%
Natural Gas	2,412	CCF	\$1,474.24	\$0.00	\$1,474.24	0.6112	15.76%
Water	255	CCF	\$516.77	\$0.00	\$516.77	2.0265	5.53%
Sewer	531	CCF	\$811.98	\$0.00	\$811.98	1.5292	8.68%
Total Cost:			\$9,351.44	\$0.00	\$9,351.44		



Filters: Cost Center Name Not One Of DoNotReport; Billing Period Equal To 200911

elpaso

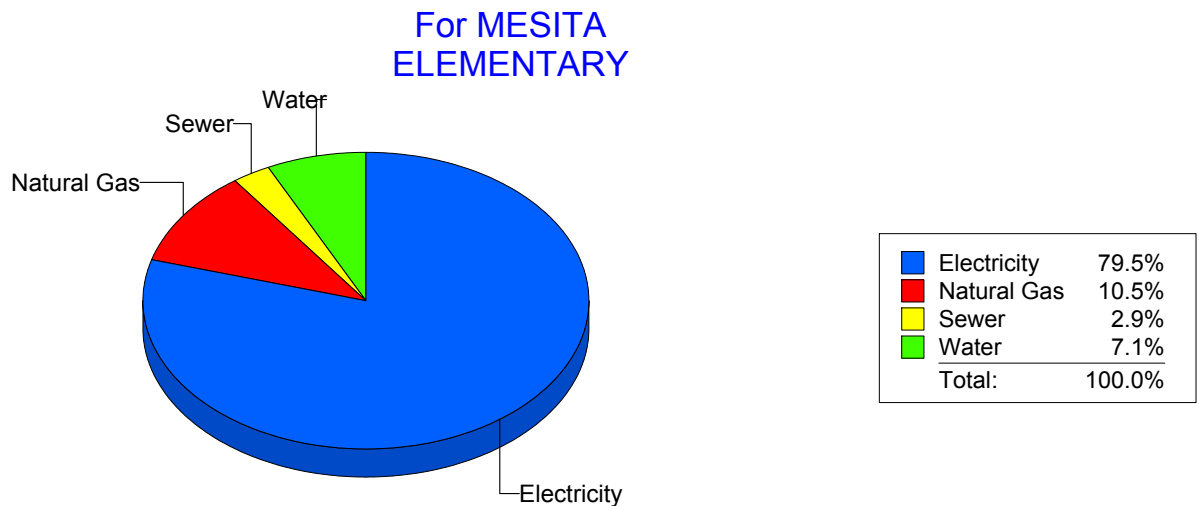
Energy CAP

Cost Avoidance Program

Cost Summary Graph

Grouped by Energy Type

Energy Type	Use	Units	Meter Cost	Special Charges	Total Cost	Avg Unit Cost	% of Total Cost
Site: MESITA ELEMENTARY - MESITA ELEMENTARY							
Electricity	60,960	KWH	\$8,650.01	\$0.00	\$8,650.01	0.1419	79.49%
Natural Gas	1,810	CCF	\$1,138.33	\$0.00	\$1,138.33	0.6289	10.46%
Water	195	CCF	\$776.36	\$0.00	\$776.36	3.9813	7.13%
Sewer	83	CCF	\$317.36	\$0.00	\$317.36	3.8236	2.92%
Total Cost:			\$10,882.06	\$0.00	\$10,882.06		



Filters: Cost Center Name Not One Of DoNotReport; Billing Period Equal To 200911

elpaso

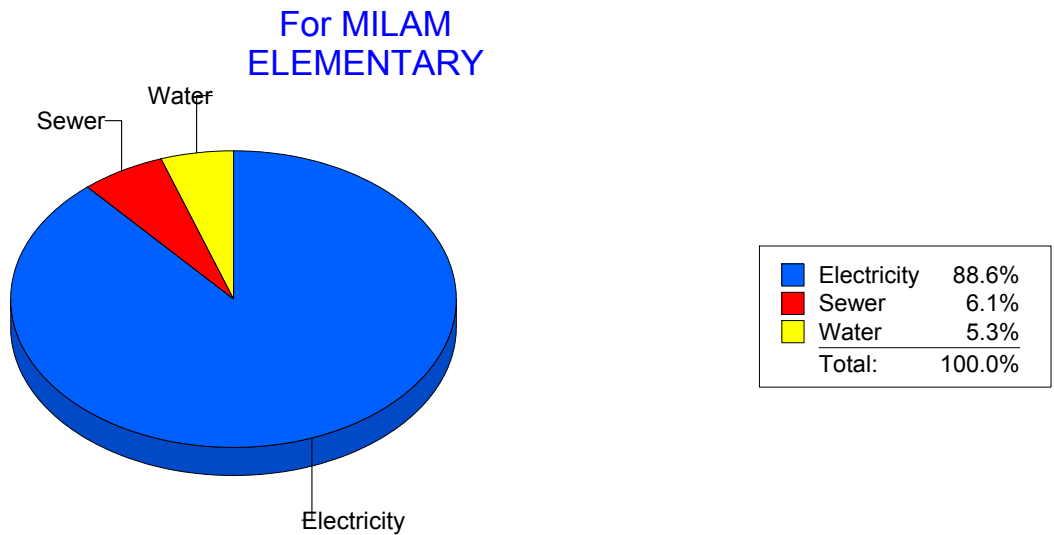
Energy CAP

Cost Avoidance Program

Cost Summary Graph

Grouped by Energy Type

Energy Type	Use	Units	Meter Cost	Special Charges	Total Cost	Avg Unit Cost	% of Total Cost
Site: MILAM ELEMENTARY - MILAM ELEMENTARY							
Electricity	20,520	KWH	\$3,334.99	\$0.00	\$3,334.99	0.1625	88.56%
Water	51	CCF	\$199.14	\$0.00	\$199.14	3.9047	5.29%
Sewer	74	CCF	\$231.59	\$0.00	\$231.59	3.1296	6.15%
Total Cost:			\$3,765.72	\$0.00	\$3,765.72		



Filters: Cost Center Name Not One Of DoNotReport; Billing Period Equal To 200911

elpaso

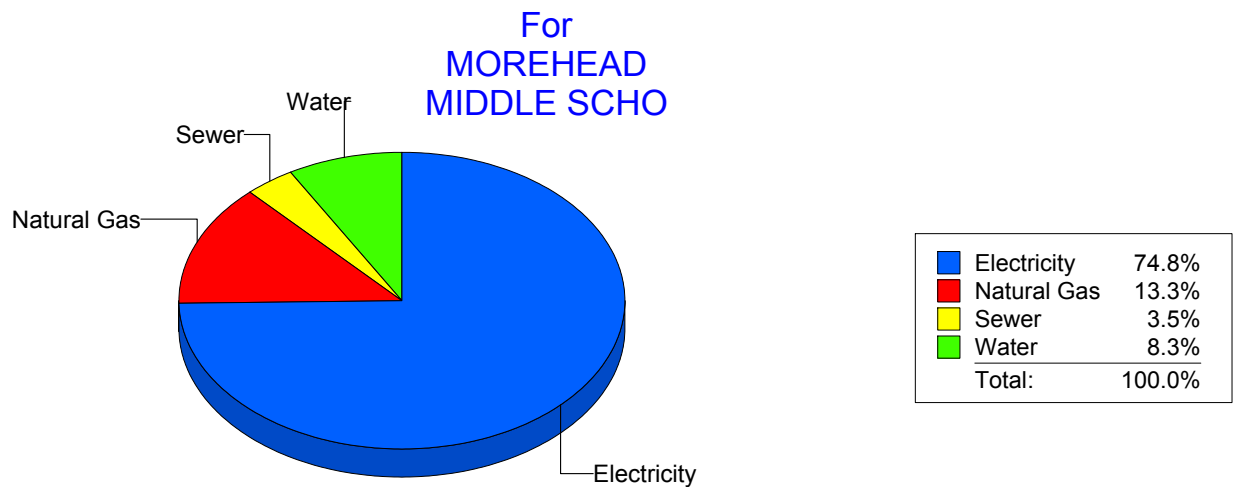
Energy CAP

Cost Avoidance Program

Cost Summary Graph

Grouped by Energy Type

Energy Type	Use	Units	Meter Cost	Special Charges	Total Cost	Avg Unit Cost	% of Total Cost
Site: MOREHEAD MIDDLE SCHO - MOREHEAD MIDDLE SCHO							
Electricity	64,102	KWH	\$8,465.11	\$0.00	\$8,465.11	0.1321	74.80%
Natural Gas	2,471	CCF	\$1,509.51	\$0.00	\$1,509.51	0.6109	13.34%
Water	1,149	CCF	\$941.83	\$0.00	\$941.83	0.8197	8.32%
Sewer	149	CCF	\$401.18	\$0.00	\$401.18	2.6925	3.54%
Total Cost:			\$11,317.63	\$0.00	\$11,317.63		



Filters: Cost Center Name Not One Of DoNotReport; Billing Period Equal To 200911

elpaso

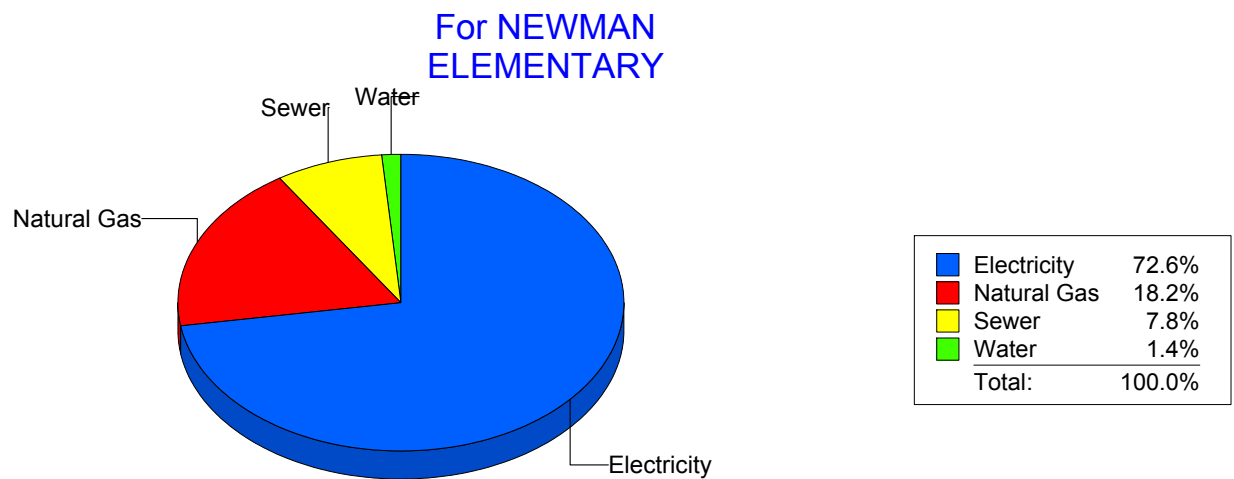
Energy CAP

Cost Avoidance Program

Cost Summary Graph

Grouped by Energy Type

Energy Type	Use	Units	Meter Cost	Special Charges	Total Cost	Avg Unit Cost	% of Total Cost
Site: NEWMAN ELEMENTARY - NEWMAN ELEMENTARY							
Electricity	22,808	KWH	\$3,509.98	\$0.00	\$3,509.98	0.1539	72.57%
Natural Gas	1,315	CCF	\$881.19	\$0.00	\$881.19	0.6701	18.22%
Water	2	CCF	\$67.04	\$0.00	\$67.04	33.5200	1.39%
Sewer	210	CCF	\$378.42	\$0.00	\$378.42	1.8020	7.82%
Total Cost:			\$4,836.63	\$0.00	\$4,836.63		



Filters: Cost Center Name Not One Of DoNotReport; Billing Period Equal To 200911

el Paso

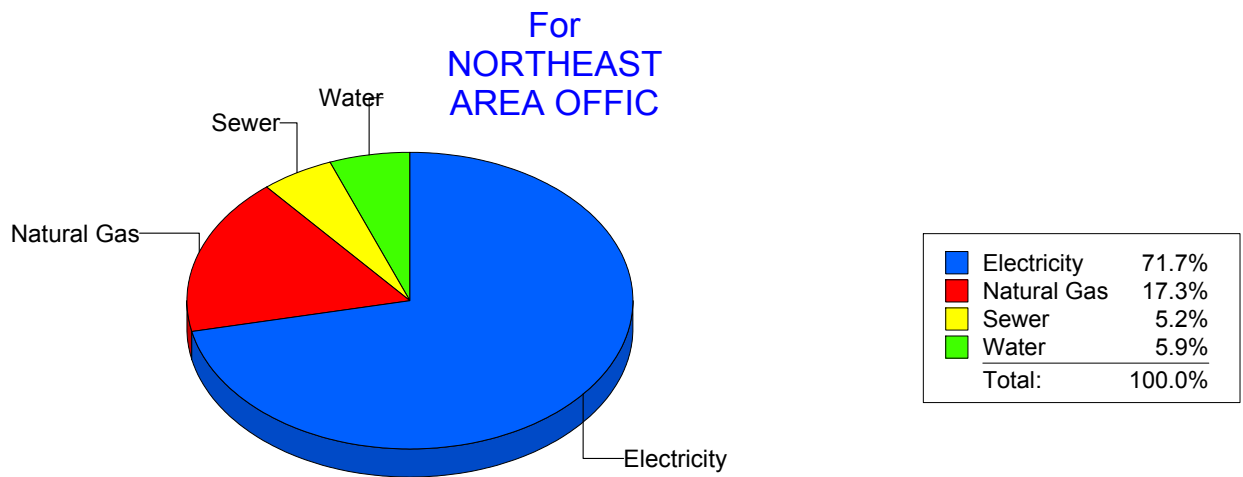
Energy CAP

Cost Avoidance Program

Cost Summary Graph

Grouped by Energy Type

Energy Type	Use	Units	Meter Cost	Special Charges	Total Cost	Avg Unit Cost	% of Total Cost
Site: NORTHEAST AREA OFFIC - NORTHEAST AREA OFFIC							
Electricity	4,480	KWH	\$682.23	\$0.00	\$682.23	0.1523	71.66%
Natural Gas	128	CCF	\$164.66	\$0.00	\$164.66	1.2864	17.29%
Water	9	CCF	\$55.85	\$0.00	\$55.85	6.2056	5.87%
Sewer	7	CCF	\$49.33	\$0.00	\$49.33	7.0471	5.18%
Total Cost:			\$952.07	\$0.00	\$952.07		



Filters: Cost Center Name Not One Of DoNotReport; Billing Period Equal To 200911

elpaso

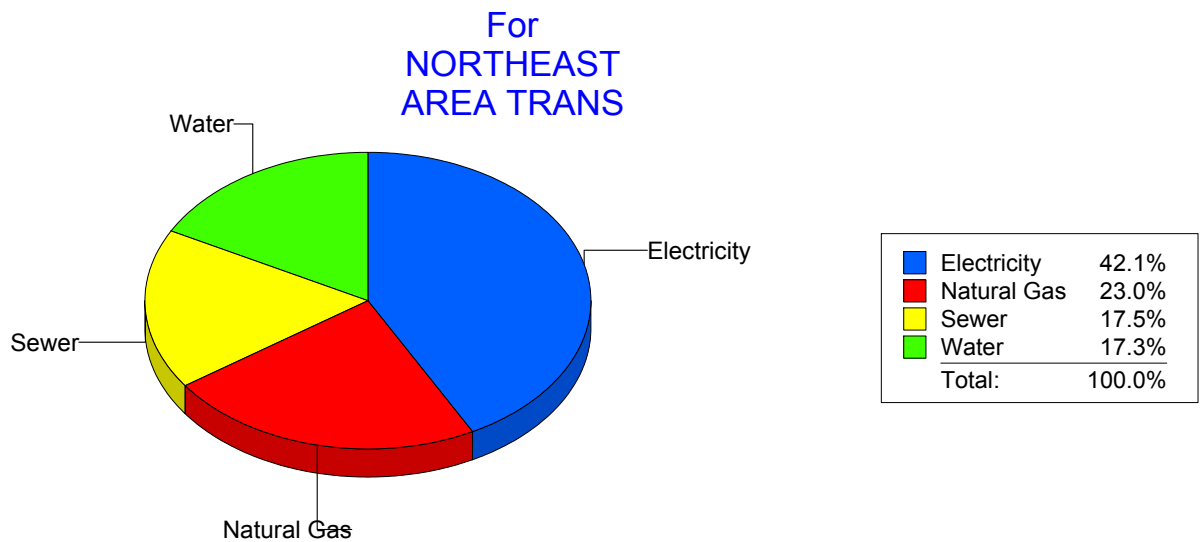
Energy CAP

Cost Avoidance Program

Cost Summary Graph

Grouped by Energy Type

Energy Type	Use	Units	Meter Cost	Special Charges	Total Cost	Avg Unit Cost	% of Total Cost
Site: NORTHEAST AREA TRANS - NORTHEAST AREA TRANS							
Electricity	5,755	KWH	\$740.67	\$0.00	\$740.67	0.1287	42.14%
Natural Gas	581	CCF	\$404.86	\$0.00	\$404.86	0.6968	23.03%
Water	76	CCF	\$303.68	\$0.00	\$303.68	3.9958	17.28%
Sewer	76	CCF	\$308.47	\$0.00	\$308.47	4.0588	17.55%
Total Cost:			\$1,757.68	\$0.00	\$1,757.68		



Filters: Cost Center Name Not One Of DoNotReport; Billing Period Equal To 200911

elpaso

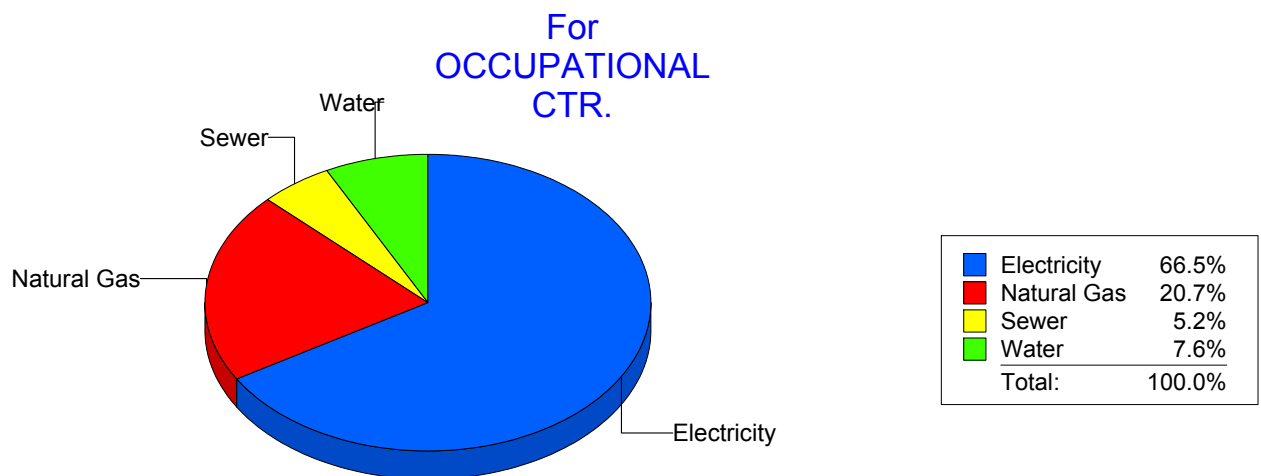
Energy CAP

Cost Avoidance Program

Cost Summary Graph

Grouped by Energy Type

Energy Type	Use	Units	Meter Cost	Special Charges	Total Cost	Avg Unit Cost	% of Total Cost
Site: OCCUPATIONAL CTR. - OCCUPATIONAL CTR.							
Electricity	7,300	KWH	\$941.50	\$0.00	\$941.50	0.1290	66.51%
Natural Gas	438	CCF	\$292.77	\$0.00	\$292.77	0.6684	20.68%
Water	25	CCF	\$107.63	\$0.00	\$107.63	4.3052	7.60%
Sewer	19	CCF	\$73.61	\$0.00	\$73.61	3.8742	5.20%
Total Cost:			\$1,415.51	\$0.00	\$1,415.51		



Filters: Cost Center Name Not One Of DoNotReport; Billing Period Equal To 200911

elpaso

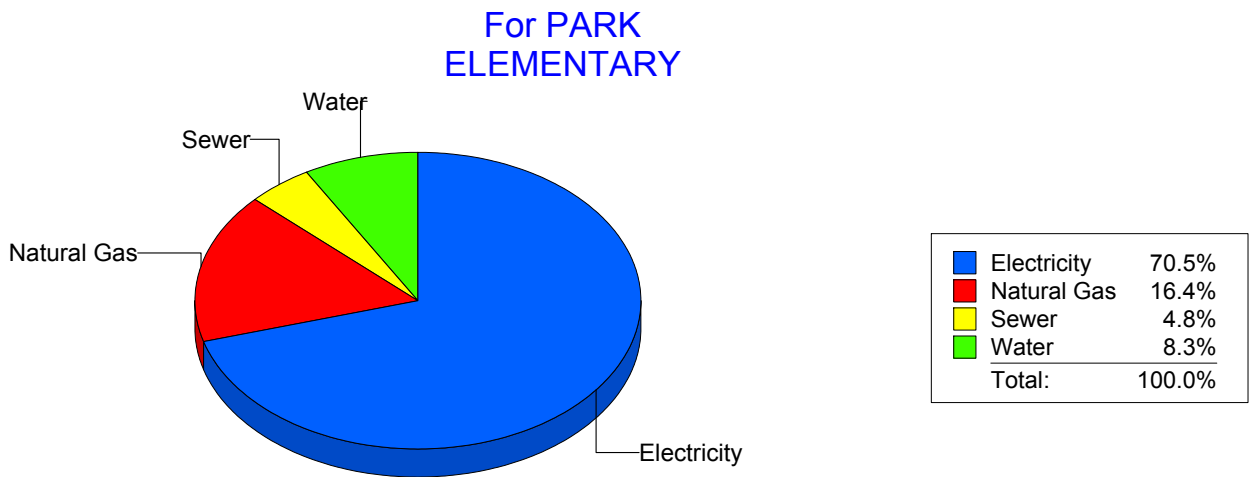
Energy CAP

Cost Avoidance Program

Cost Summary Graph

Grouped by Energy Type

Energy Type	Use	Units	Meter Cost	Special Charges	Total Cost	Avg Unit Cost	% of Total Cost
Site: PARK ELEMENTARY - PARK ELEMENTARY							
Electricity	26,520	KWH	\$4,676.01	\$0.00	\$4,676.01	0.1763	70.52%
Natural Gas	1,670	CCF	\$1,086.15	\$0.00	\$1,086.15	0.6504	16.38%
Water	203	CCF	\$550.21	\$0.00	\$550.21	2.7104	8.30%
Sewer	114	CCF	\$318.74	\$0.00	\$318.74	2.7960	4.81%
Total Cost:			\$6,631.11	\$0.00	\$6,631.11		



Filters: Cost Center Name Not One Of DoNotReport; Billing Period Equal To 200911

elpaso

Energy CAP

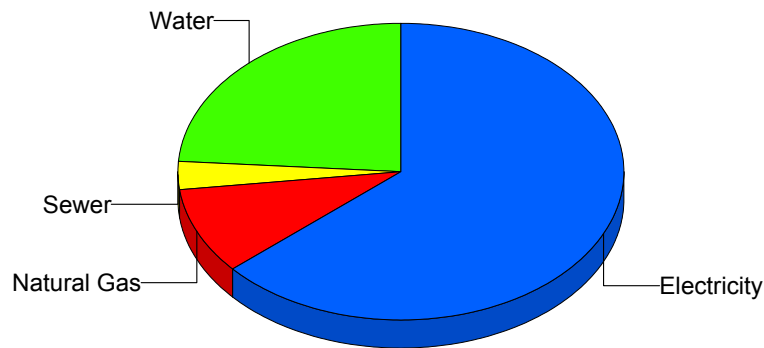
Cost Avoidance Program

Cost Summary Graph

Grouped by Energy Type

Energy Type	Use	Units	Meter Cost	Special Charges	Total Cost	Avg Unit Cost	% of Total Cost
Site: PAUL MORENO - PAUL MORENO							
Electricity	47,100	KWH	\$6,730.93	\$0.00	\$6,730.93	0.1429	63.70%
Natural Gas	1,569	CCF	\$994.32	\$0.00	\$994.32	0.6337	9.41%
Water	589	CCF	\$2,518.47	\$0.00	\$2,518.47	4.2758	23.83%
Sewer	107	CCF	\$322.98	\$0.00	\$322.98	3.0185	3.06%
Total Cost:			\$10,566.70	\$0.00	\$10,566.70		

For PAUL MORENO



Filters: Cost Center Name Not One Of DoNotReport; Billing Period Equal To 200911

elpaso

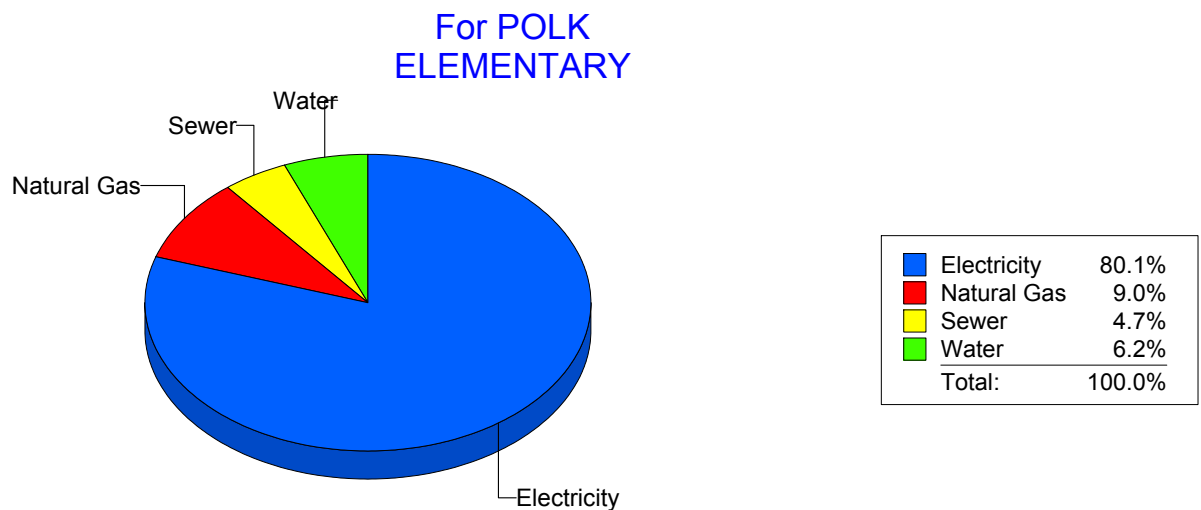
Energy CAP

Cost Avoidance Program

Cost Summary Graph

Grouped by Energy Type

Energy Type	Use	Units	Meter Cost	Special Charges	Total Cost	Avg Unit Cost	% of Total Cost
Site: POLK ELEMENTARY - POLK ELEMENTARY							
Electricity	38,580	KWH	\$6,041.72	\$0.00	\$6,041.72	0.1566	80.09%
Natural Gas	1,032	CCF	\$682.55	\$0.00	\$682.55	0.6614	9.05%
Water	237	CCF	\$468.84	\$0.00	\$468.84	1.9782	6.21%
Sewer	168	CCF	\$350.97	\$0.00	\$350.97	2.0891	4.65%
Total Cost:			\$7,544.08	\$0.00	\$7,544.08		



Filters: Cost Center Name Not One Of DoNotReport; Billing Period Equal To 200911

elpaso

Energy CAP

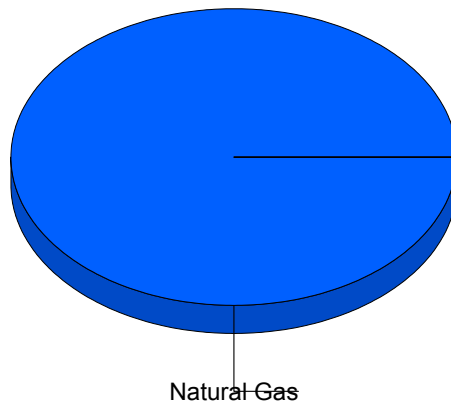
Cost Avoidance Program

Cost Summary Graph

Grouped by Energy Type

Energy Type	Use	Units	Meter Cost	Special Charges	Total Cost	Avg Unit Cost	% of Total Cost
Site: 175 - POWELL							
Natural Gas	1,867	CCF	\$1,300.25	\$0.00	\$1,300.25	0.6964	100.00%
Total Cost:			\$1,300.25	\$0.00	\$1,300.25		

For POWELL



■	Natural Gas	100.0%
Total:		100.0%

Filters: Cost Center Name Not One Of DoNotReport; Billing Period Equal To 200911

elpaso

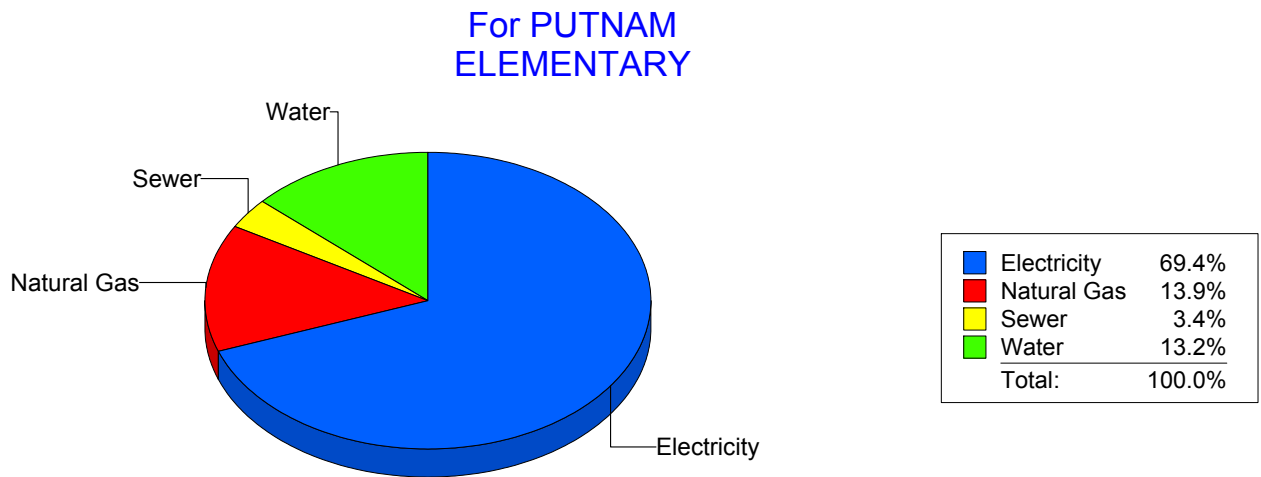
Energy CAP

Cost Avoidance Program

Cost Summary Graph

Grouped by Energy Type

Energy Type	Use	Units	Meter Cost	Special Charges	Total Cost	Avg Unit Cost	% of Total Cost
Site: PUTNAM ELEMENTARY - PUTNAM ELEMENTARY							
Electricity	28,963	KWH	\$4,737.91	\$0.00	\$4,737.91	0.1636	69.44%
Natural Gas	1,963	CCF	\$950.37	\$0.00	\$950.37	0.4841	13.93%
Water	332	CCF	\$901.86	\$0.00	\$901.86	2.7164	13.22%
Sewer	126	CCF	\$232.74	\$0.00	\$232.74	1.8471	3.41%
Total Cost:			\$6,822.88	\$0.00	\$6,822.88		



Filters: Cost Center Name Not One Of DoNotReport; Billing Period Equal To 200911

elpaso

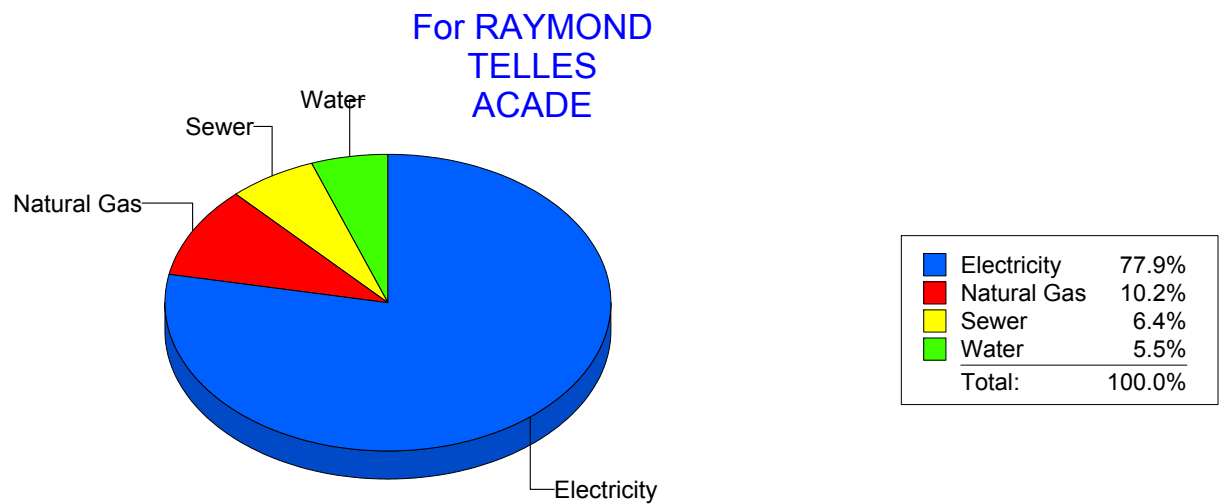
Energy CAP

Cost Avoidance Program

Cost Summary Graph

Grouped by Energy Type

Energy Type	Use	Units	Meter Cost	Special Charges	Total Cost	Avg Unit Cost	% of Total Cost
Site: RAYMOND TELLES ACADE - RAYMOND TELLES ACADE							
Electricity	39,000	KWH	\$4,767.12	\$0.00	\$4,767.12	0.1222	77.94%
Natural Gas	985	CCF	\$621.07	\$0.00	\$621.07	0.6305	10.15%
Water	130	CCF	\$335.52	\$0.00	\$335.52	2.5809	5.49%
Sewer	201	CCF	\$392.88	\$0.00	\$392.88	1.9546	6.42%
Total Cost:			\$6,116.59	\$0.00	\$6,116.59		



Filters: Cost Center Name Not One Of DoNotReport; Billing Period Equal To 200911

elpaso

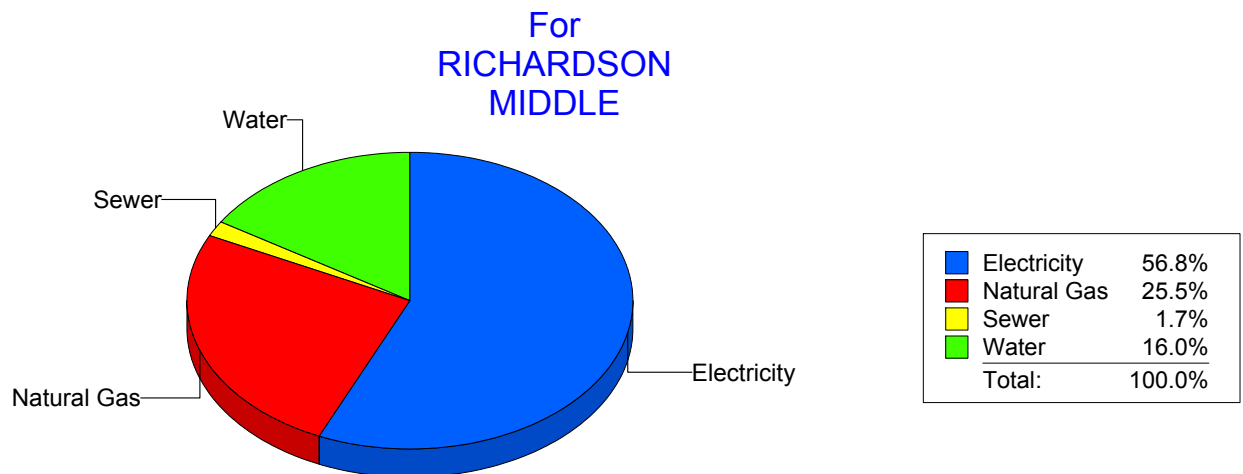
Energy CAP

Cost Avoidance Program

Cost Summary Graph

Grouped by Energy Type

Energy Type	Use	Units	Meter Cost	Special Charges	Total Cost	Avg Unit Cost	% of Total Cost
Site: RICHARDSON MIDDLE - RICHARDSON MIDDLE							
Electricity	77,100	KWH	\$10,202.38	\$0.00	\$10,202.38	0.1323	56.78%
Natural Gas	7,697	CCF	\$4,586.01	\$0.00	\$4,586.01	0.5958	25.52%
Water	688	CCF	\$2,873.79	\$0.00	\$2,873.79	4.1770	15.99%
Sewer	132	CCF	\$305.25	\$0.00	\$305.25	2.3125	1.70%
Total Cost:			\$17,967.43	\$0.00	\$17,967.43		



Filters: Cost Center Name Not One Of DoNotReport; Billing Period Equal To 200911

elpaso

Energy CAP

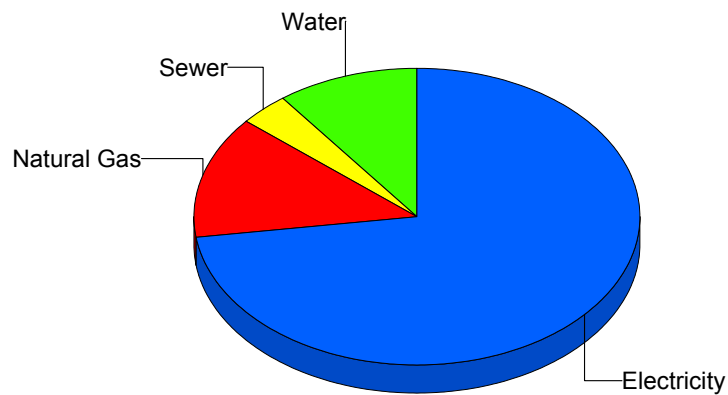
Cost Avoidance Program

Cost Summary Graph

Grouped by Energy Type

Energy Type	Use	Units	Meter Cost	Special Charges	Total Cost	Avg Unit Cost	% of Total Cost
Site: RIVERA ELEMENTARY - RIVERA ELEMENTARY							
Electricity	46,500	KWH	\$6,069.68	\$0.00	\$6,069.68	0.1305	72.91%
Natural Gas	1,741	CCF	\$1,103.15	\$0.00	\$1,103.15	0.6336	13.25%
Water	315	CCF	\$864.69	\$0.00	\$864.69	2.7450	10.39%
Sewer	118	CCF	\$287.47	\$0.00	\$287.47	2.4362	3.45%
Total Cost:			\$8,324.99	\$0.00	\$8,324.99		

For RIVERA
ELEMENTARY



Electricity	72.9%
Natural Gas	13.3%
Sewer	3.5%
Water	10.4%
Total:	100.0%

Filters: Cost Center Name Not One Of DoNotReport; Billing Period Equal To 200911

el Paso

Energy CAP

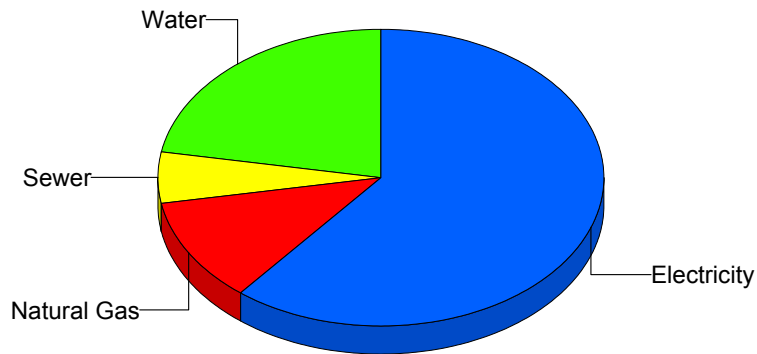
Cost Avoidance Program

Cost Summary Graph

Grouped by Energy Type

Energy Type	Use	Units	Meter Cost	Special Charges	Total Cost	Avg Unit Cost	% of Total Cost
Site: ROBERTS ELEMENTARY - ROBERTS ELEMENTARY							
Electricity	41,089	KWH	\$5,054.69	\$0.00	\$5,054.69	0.1230	60.85%
Natural Gas	1,490	CCF	\$948.89	\$0.00	\$948.89	0.6368	11.42%
Water	713	CCF	\$1,847.22	\$0.00	\$1,847.22	2.5908	22.24%
Sewer	243	CCF	\$456.33	\$0.00	\$456.33	1.8779	5.49%
Total Cost:			\$8,307.13	\$0.00	\$8,307.13		

For ROBERTS
ELEMENTARY



Electricity	60.8%
Natural Gas	11.4%
Sewer	5.5%
Water	22.2%
Total:	100.0%

Filters: Cost Center Name Not One Of DoNotReport; Billing Period Equal To 200911

elpaso

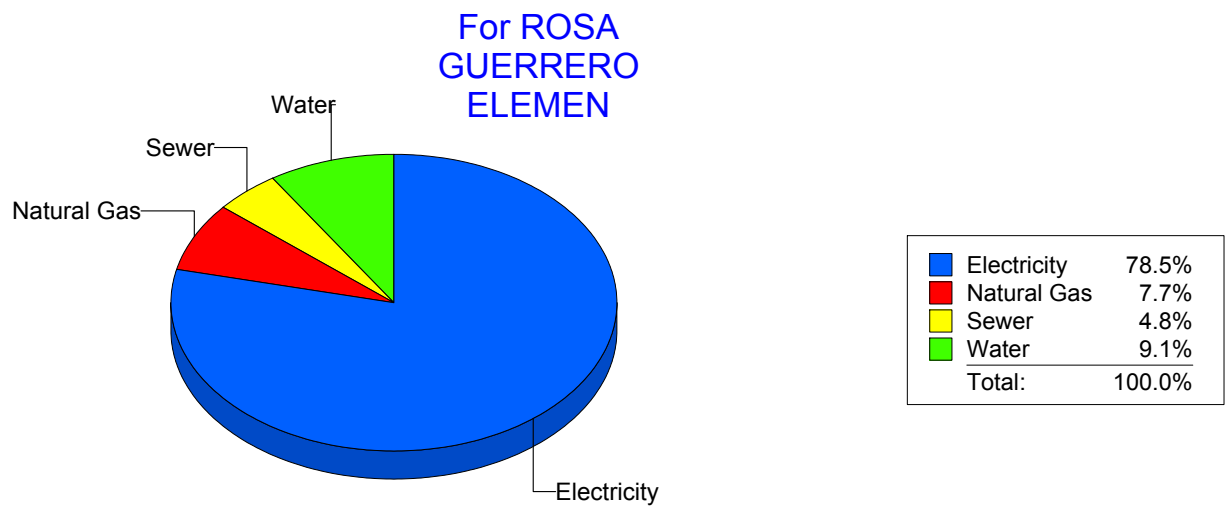
Energy CAP

Cost Avoidance Program

Cost Summary Graph

Grouped by Energy Type

Energy Type	Use	Units	Meter Cost	Special Charges	Total Cost	Avg Unit Cost	% of Total Cost
Site: ROSA GUERRERO ELEMEN - ROSA GUERRERO ELEMEN							
Electricity	40,260	KWH	\$6,477.35	\$0.00	\$6,477.35	0.1609	78.50%
Natural Gas	962	CCF	\$631.99	\$0.00	\$631.99	0.6570	7.66%
Water	466	CCF	\$749.12	\$0.00	\$749.12	1.6076	9.08%
Sewer	152	CCF	\$392.89	\$0.00	\$392.89	2.5848	4.76%
Total Cost:			\$8,251.35	\$0.00	\$8,251.35		



Filters: Cost Center Name Not One Of DoNotReport; Billing Period Equal To 200911

elpaso

Energy CAP

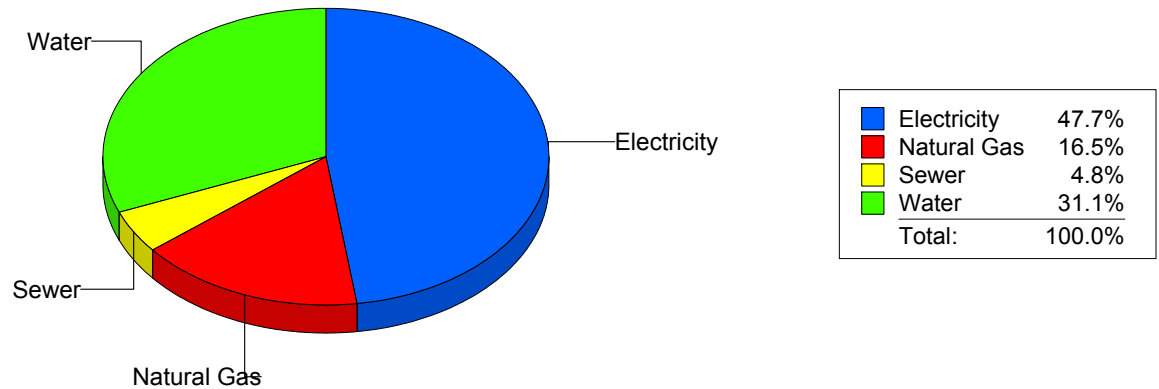
Cost Avoidance Program

Cost Summary Graph

Grouped by Energy Type

Energy Type	Use	Units	Meter Cost	Special Charges	Total Cost	Avg Unit Cost	% of Total Cost
Site: ROSS MIDDLE SCHOOL - ROSS MIDDLE SCHOOL							
Electricity	54,280	KWH	\$7,085.72	\$0.00	\$7,085.72	0.1305	47.71%
Natural Gas	4,053	CCF	\$2,444.59	\$0.00	\$2,444.59	0.6032	16.46%
Water	1,597	CCF	\$4,615.78	\$0.00	\$4,615.78	2.8903	31.08%
Sewer	448	CCF	\$706.57	\$0.00	\$706.57	1.5772	4.76%
Total Cost:			\$14,852.66	\$0.00	\$14,852.66		

For ROSS
MIDDLE
SCHOOL



Filters: Cost Center Name Not One Of DoNotReport; Billing Period Equal To 200911

elpaso

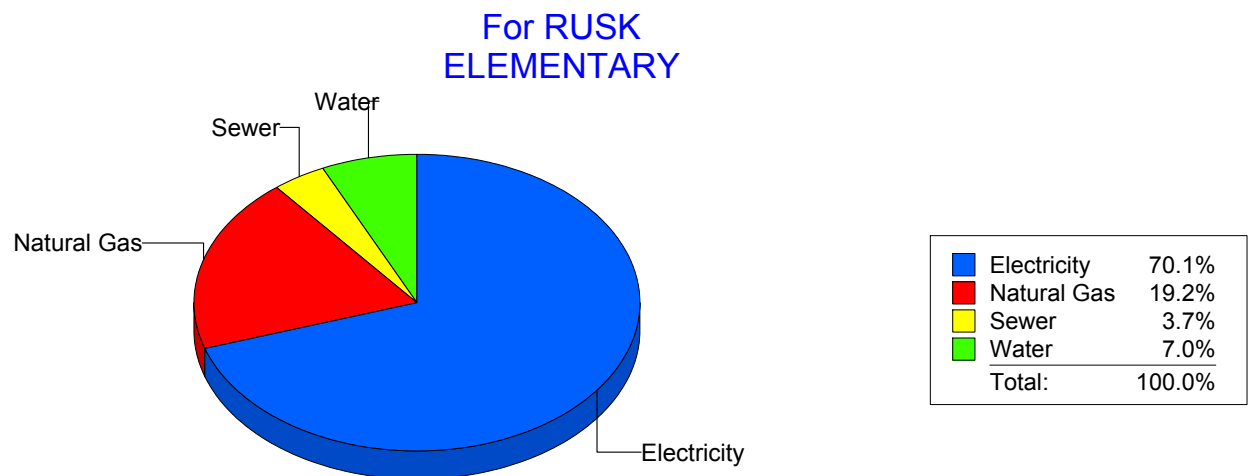
Energy CAP

Cost Avoidance Program

Cost Summary Graph

Grouped by Energy Type

Energy Type	Use	Units	Meter Cost	Special Charges	Total Cost	Avg Unit Cost	% of Total Cost
Site: RUSK ELEMENTARY - RUSK ELEMENTARY							
Electricity	24,771	KWH	\$3,423.70	\$0.00	\$3,423.70	0.1382	70.05%
Natural Gas	1,474	CCF	\$939.22	\$0.00	\$939.22	0.6372	19.22%
Water	158	CCF	\$341.43	\$0.00	\$341.43	2.1609	6.99%
Sewer	87	CCF	\$182.84	\$0.00	\$182.84	2.1016	3.74%
Total Cost:			\$4,887.19	\$0.00	\$4,887.19		



Filters: Cost Center Name Not One Of DoNotReport; Billing Period Equal To 200911

elpaso

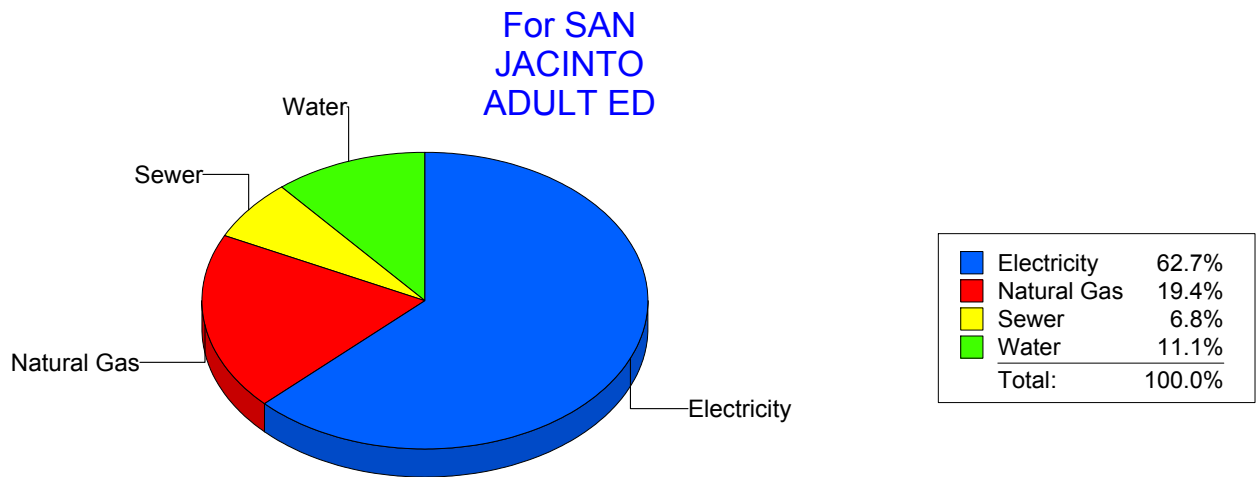
Energy CAP

Cost Avoidance Program

Cost Summary Graph

Grouped by Energy Type

Energy Type	Use	Units	Meter Cost	Special Charges	Total Cost	Avg Unit Cost	% of Total Cost
Site: SAN JACINTO ADULT ED - SAN JACINTO ADULT ED							
Electricity	6,500	KWH	\$1,067.33	\$0.00	\$1,067.33	0.1642	62.68%
Natural Gas	499	CCF	\$330.62	\$0.00	\$330.62	0.6626	19.42%
Water	78	CCF	\$189.38	\$0.00	\$189.38	2.4279	11.12%
Sewer	42	CCF	\$115.58	\$0.00	\$115.58	2.7519	6.79%
Total Cost:			\$1,702.91	\$0.00	\$1,702.91		



Filters: Cost Center Name Not One Of DoNotReport; Billing Period Equal To 200911

elpaso

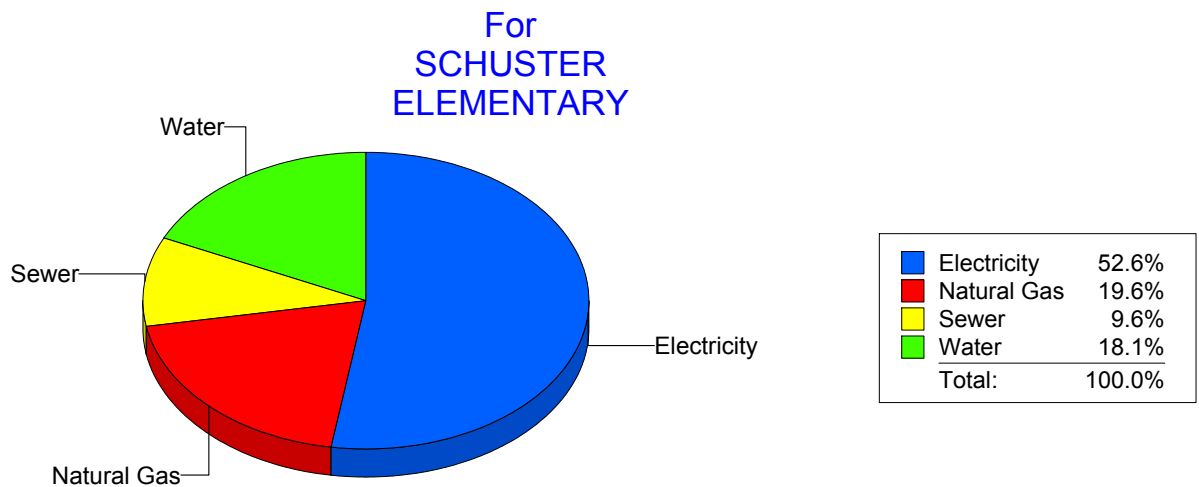
Energy CAP

Cost Avoidance Program

Cost Summary Graph

Grouped by Energy Type

Energy Type	Use	Units	Meter Cost	Special Charges	Total Cost	Avg Unit Cost	% of Total Cost
Site: SCHUSTER ELEMENTARY - SCHUSTER ELEMENTARY							
Electricity	14,800	KWH	\$2,000.29	\$0.00	\$2,000.29	0.1352	52.63%
Natural Gas	1,194	CCF	\$746.02	\$0.00	\$746.02	0.6248	19.63%
Water	413	CCF	\$688.78	\$0.00	\$688.78	1.6677	18.12%
Sewer	239	CCF	\$365.77	\$0.00	\$365.77	1.5304	9.62%
Total Cost:			\$3,800.86	\$0.00	\$3,800.86		



Filters: Cost Center Name Not One Of DoNotReport; Billing Period Equal To 200911

elpaso

Energy CAP

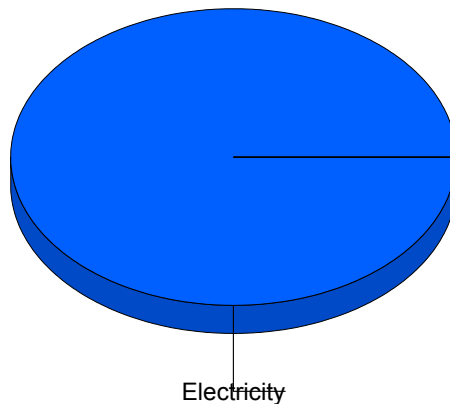
Cost Avoidance Program

Cost Summary Graph

Grouped by Energy Type

Energy Type	Use	Units	Meter Cost	Special Charges	Total Cost	Avg Unit Cost	% of Total Cost
Site: SKYPARKIB1 - Sky Park I B1							
Electricity	1,304	KWH	\$199.95	\$0.00	\$199.95	0.1533	100.00%
Total Cost:			\$199.95	\$0.00	\$199.95		

For Sky Park I
B1



■ Electricity	100.0%
Total:	100.0%

Filters: Cost Center Name Not One Of DoNotReport; Billing Period Equal To 200911

elpaso

Energy CAP

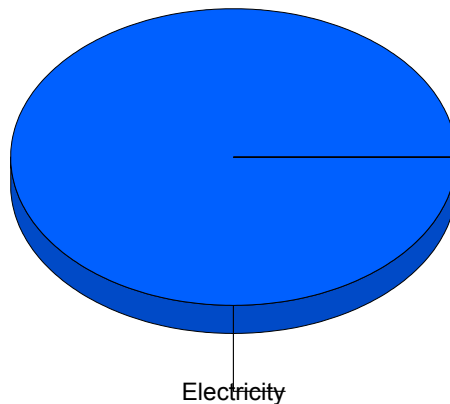
Cost Avoidance Program

Cost Summary Graph

Grouped by Energy Type

Energy Type	Use	Units	Meter Cost	Special Charges	Total Cost	Avg Unit Cost	% of Total Cost
Site: SKYPARK - Skypark							
Electricity	1,760 KWH		\$264.62	\$0.00	\$264.62	0.1504	100.00%
Total Cost:			\$264.62	\$0.00	\$264.62		

For Skypark



■ Electricity	100.0%
Total:	100.0%

Filters: Cost Center Name Not One Of DoNotReport; Billing Period Equal To 200911

elpaso

Energy CAP

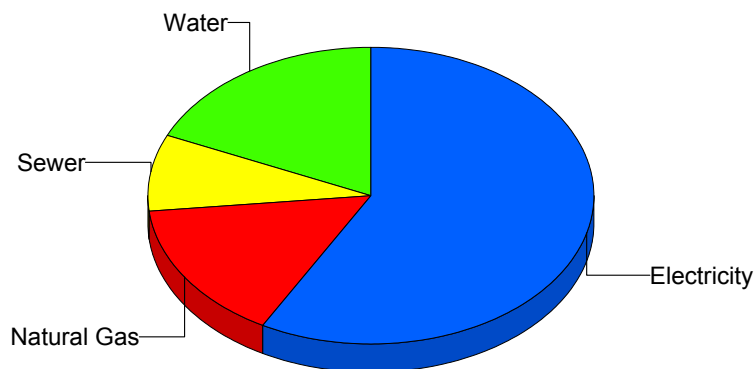
Cost Avoidance Program

Cost Summary Graph

Grouped by Energy Type

Energy Type	Use	Units	Meter Cost	Special Charges	Total Cost	Avg Unit Cost	% of Total Cost
Site: STANTON ELEMENTARY - STANTON ELEMENTARY							
Electricity	24,349	KWH	\$3,680.98	\$0.00	\$3,680.98	0.1512	58.04%
Natural Gas	1,536	CCF	\$978.03	\$0.00	\$978.03	0.6367	15.42%
Water	618	CCF	\$1,160.94	\$0.00	\$1,160.94	1.8785	18.31%
Sewer	323	CCF	\$521.93	\$0.00	\$521.93	1.6159	8.23%
Total Cost:			\$6,341.88	\$0.00	\$6,341.88		

For STANTON
ELEMENTARY



Electricity	58.0%
Natural Gas	15.4%
Sewer	8.2%
Water	18.3%
Total:	100.0%

Filters: Cost Center Name Not One Of DoNotReport; Billing Period Equal To 200911

elpaso

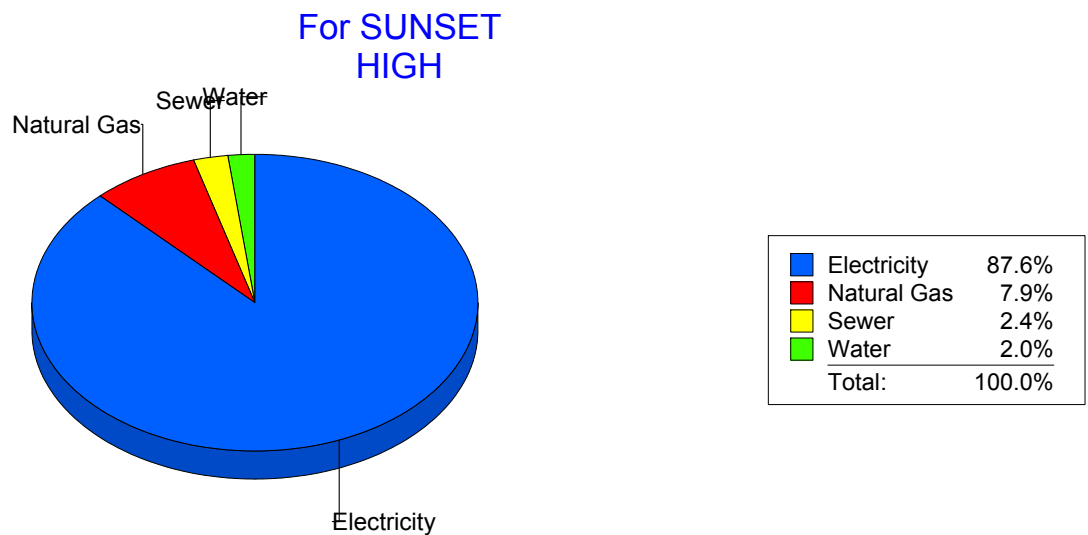
Energy CAP

Cost Avoidance Program

Cost Summary Graph

Grouped by Energy Type

Energy Type	Use	Units	Meter Cost	Special Charges	Total Cost	Avg Unit Cost	% of Total Cost
Site: SUNSET HIGH - SUNSET HIGH							
Electricity	22,160	KWH	\$3,383.28	\$0.00	\$3,383.28	0.1527	87.65%
Natural Gas	460	CCF	\$306.17	\$0.00	\$306.17	0.6656	7.93%
Water	9	CCF	\$76.68	\$0.00	\$76.68	8.5200	1.99%
Sewer	25	CCF	\$93.99	\$0.00	\$93.99	3.7596	2.43%
Total Cost:			\$3,860.12	\$0.00	\$3,860.12		



Filters: Cost Center Name Not One Of DoNotReport; Billing Period Equal To 200911

elpaso

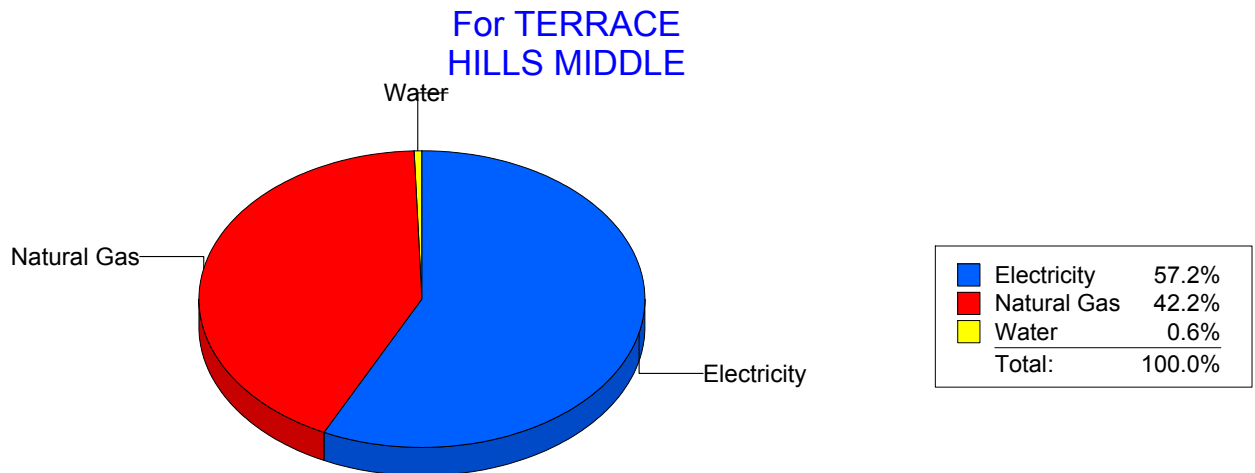
Energy CAP

Cost Avoidance Program

Cost Summary Graph

Grouped by Energy Type

Energy Type	Use	Units	Meter Cost	Special Charges	Total Cost	Avg Unit Cost	% of Total Cost
Site: TERRACE HILLS MIDDLE - TERRACE HILLS MIDDLE							
Electricity	29,250	KWH	\$3,475.18	\$0.00	\$3,475.18	0.1188	57.20%
Natural Gas	4,146	CCF	\$2,563.54	\$0.00	\$2,563.54	0.6183	42.20%
Water	0	CCF	\$36.36	\$0.00	\$36.36	0.0000	0.60%
Total Cost:			\$6,075.08	\$0.00	\$6,075.08		



Filters: Cost Center Name Not One Of DoNotReport; Billing Period Equal To 200911

elpaso

Energy CAP

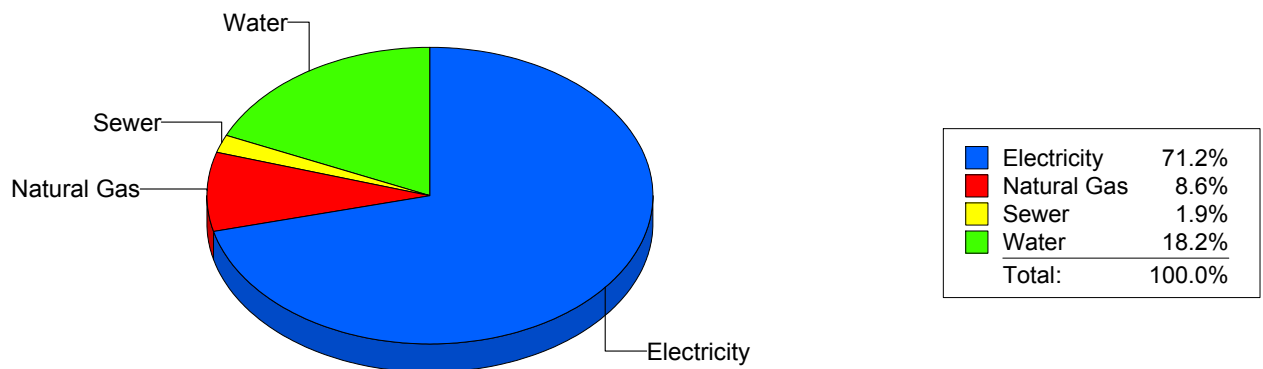
Cost Avoidance Program

Cost Summary Graph

Grouped by Energy Type

Energy Type	Use	Units	Meter Cost	Special Charges	Total Cost	Avg Unit Cost	% of Total Cost
Site: TIPPIN - TIPPIN ELEMENTARY							
Electricity	67,200	KWH	\$8,513.56	\$0.00	\$8,513.56	0.1267	71.20%
Natural Gas	1,673	CCF	\$1,032.41	\$0.00	\$1,032.41	0.6171	8.63%
Water	492	CCF	\$2,178.84	\$0.00	\$2,178.84	4.4285	18.22%
Sewer	75	CCF	\$232.86	\$0.00	\$232.86	3.1048	1.95%
Total Cost:			\$11,957.67	\$0.00	\$11,957.67		

For TIPPIN
ELEMENTARY



Filters: Cost Center Name Not One Of DoNotReport; Billing Period Equal To 200911

elpaso

Energy CAP

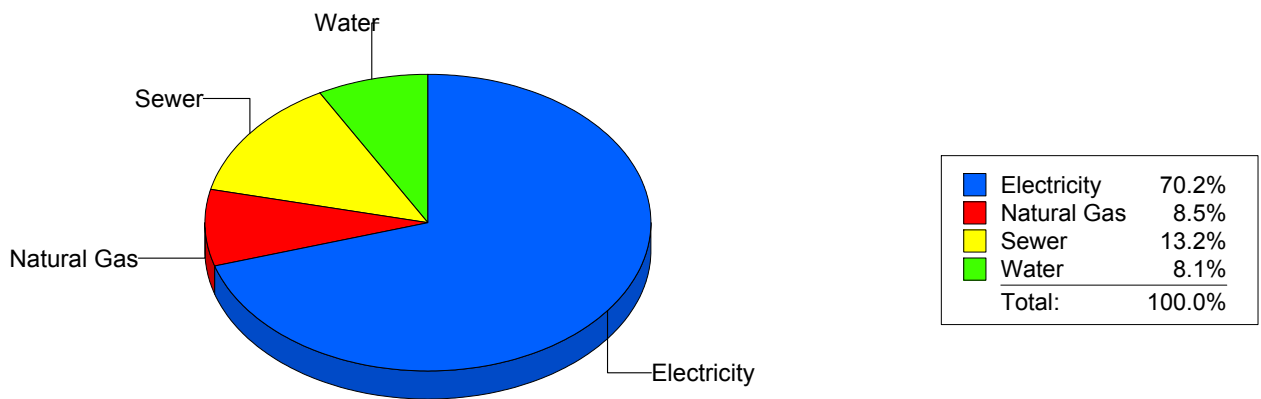
Cost Avoidance Program

Cost Summary Graph

Grouped by Energy Type

Energy Type	Use	Units	Meter Cost	Special Charges	Total Cost	Avg Unit Cost	% of Total Cost
Site: 178 - Tom Lea							
Electricity	64,440	KWH	\$8,338.29	\$0.00	\$8,338.29	0.1294	70.17%
Natural Gas	1,617	CCF	\$1,008.92	\$0.00	\$1,008.92	0.6239	8.49%
Water	175	CCF	\$964.30	\$0.00	\$964.30	5.5103	8.12%
Sewer	870	CCF	\$1,570.79	\$0.00	\$1,570.79	1.8055	13.22%
Total Cost:			\$11,882.30	\$0.00	\$11,882.30		

For Tom Lea



Filters: Cost Center Name Not One Of DoNotReport; Billing Period Equal To 200911

elpaso

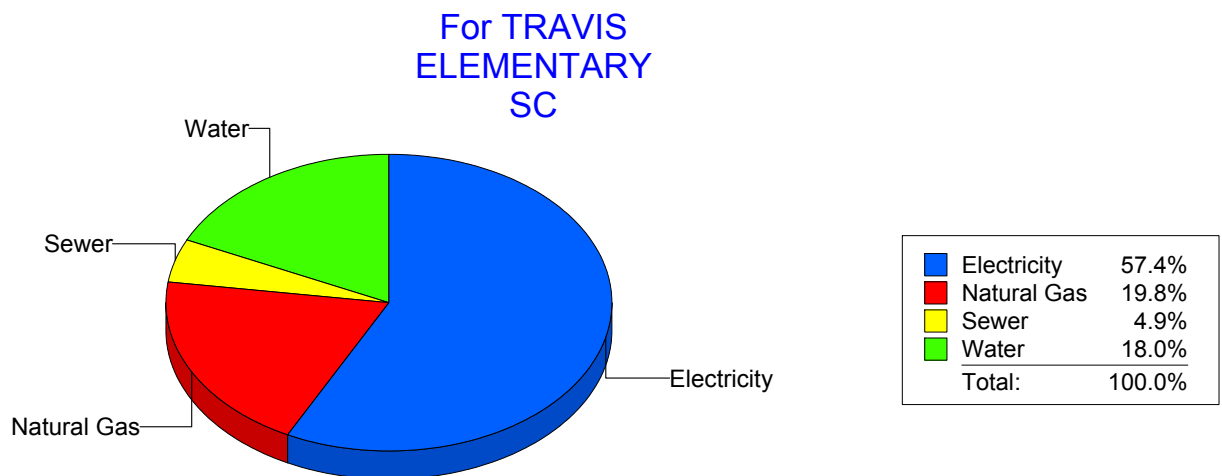
Energy CAP

Cost Avoidance Program

Cost Summary Graph

Grouped by Energy Type

Energy Type	Use	Units	Meter Cost	Special Charges	Total Cost	Avg Unit Cost	% of Total Cost
Site: TRAVIS ELEMENTARY SC - TRAVIS ELEMENTARY SC							
Electricity	21,801	KWH	\$3,003.41	\$0.00	\$3,003.41	0.1378	57.39%
Natural Gas	1,630	CCF	\$1,035.01	\$0.00	\$1,035.01	0.6350	19.78%
Water	248	CCF	\$939.55	\$0.00	\$939.55	3.7885	17.95%
Sewer	113	CCF	\$255.23	\$0.00	\$255.23	2.2587	4.88%
Total Cost:			\$5,233.20	\$0.00	\$5,233.20		



Filters: Cost Center Name Not One Of DoNotReport; Billing Period Equal To 200911

elpaso

Energy CAP

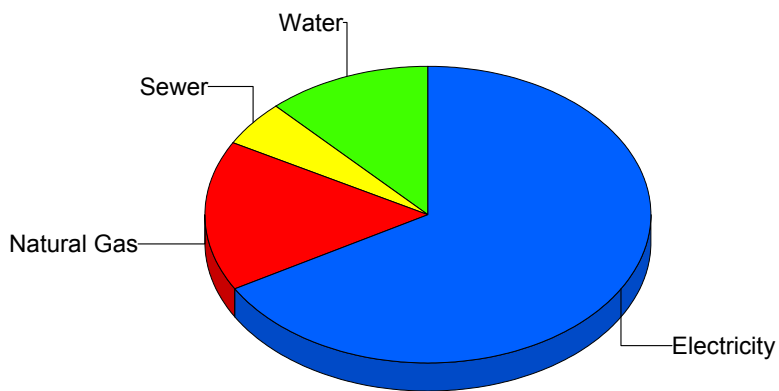
Cost Avoidance Program

Cost Summary Graph

Grouped by Energy Type

Energy Type	Use	Units	Meter Cost	Special Charges	Total Cost	Avg Unit Cost	% of Total Cost
Site: VILAS ELEMENTARY - VILAS ELEMENTARY							
Electricity	31,785	KWH	\$4,954.78	\$0.00	\$4,954.78	0.1559	66.65%
Natural Gas	1,852	CCF	\$1,226.05	\$0.00	\$1,226.05	0.6620	16.49%
Water	246	CCF	\$878.56	\$0.00	\$878.56	3.5714	11.82%
Sewer	91	CCF	\$374.64	\$0.00	\$374.64	4.1169	5.04%
Total Cost:			\$7,434.03	\$0.00	\$7,434.03		

For VILAS
ELEMENTARY



Electricity	66.6%
Natural Gas	16.5%
Sewer	5.0%
Water	11.8%
Total:	100.0%

Filters: Cost Center Name Not One Of DoNotReport; Billing Period Equal To 200911

elpaso

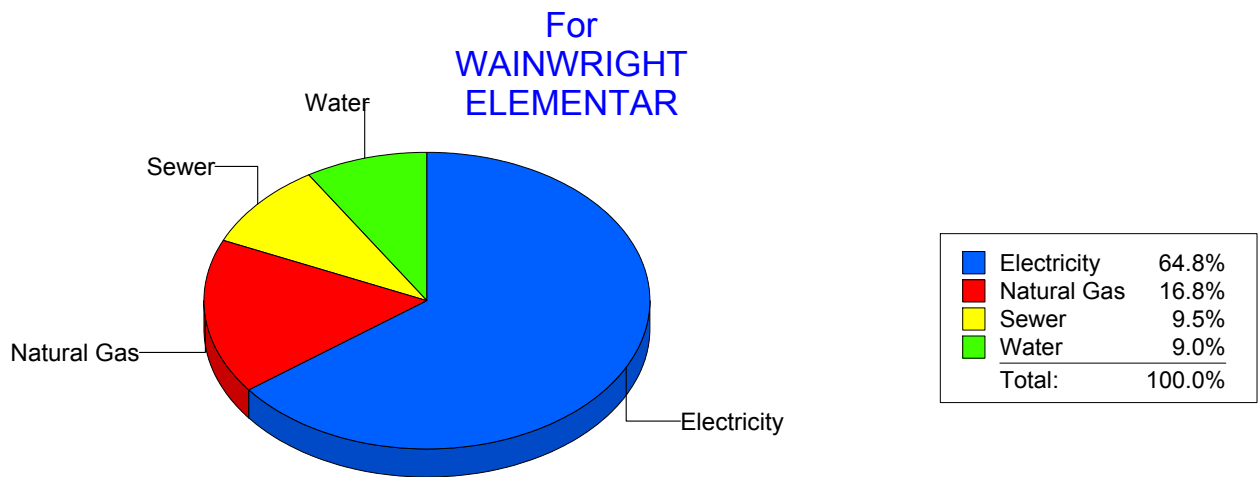
Energy CAP

Cost Avoidance Program

Cost Summary Graph

Grouped by Energy Type

Energy Type	Use	Units	Meter Cost	Special Charges	Total Cost	Avg Unit Cost	% of Total Cost
Site: WAINWRIGHT ELEMENTAR - WAINWRIGHT ELEMENTAR							
Electricity	5,680	KWH	\$1,164.13	\$0.00	\$1,164.13	0.2050	64.78%
Natural Gas	346	CCF	\$301.05	\$0.00	\$301.05	0.8701	16.75%
Water	15	CCF	\$161.61	\$0.00	\$161.61	10.7740	8.99%
Sewer	28	CCF	\$170.15	\$0.00	\$170.15	6.0768	9.47%
Total Cost:			\$1,796.94	\$0.00	\$1,796.94		



Filters: Cost Center Name Not One Of DoNotReport; Billing Period Equal To 200911

elpaso

Energy CAP

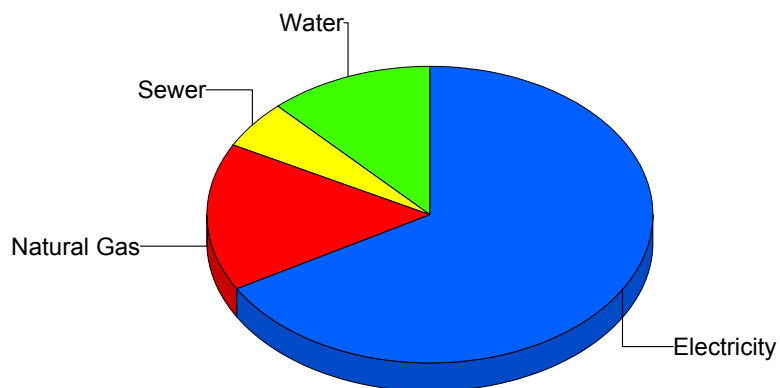
Cost Avoidance Program

Cost Summary Graph

Grouped by Energy Type

Energy Type	Use	Units	Meter Cost	Special Charges	Total Cost	Avg Unit Cost	% of Total Cost
Site: WESTERN HILLS ELEMEN - WESTERN HILLS ELEMEN							
Electricity	37,440	KWH	\$5,036.86	\$0.00	\$5,036.86	0.1345	66.80%
Natural Gas	1,944	CCF	\$1,194.43	\$0.00	\$1,194.43	0.6144	15.84%
Water	339	CCF	\$903.27	\$0.00	\$903.27	2.6645	11.98%
Sewer	68	CCF	\$405.26	\$0.00	\$405.26	5.9597	5.37%
Total Cost:			\$7,539.82	\$0.00	\$7,539.82		

For WESTERN
HILLS ELEMEN



Electricity	66.8%
Natural Gas	15.8%
Sewer	5.4%
Water	12.0%
Total:	100.0%

Filters: Cost Center Name Not One Of DoNotReport; Billing Period Equal To 200911

el Paso

Energy CAP

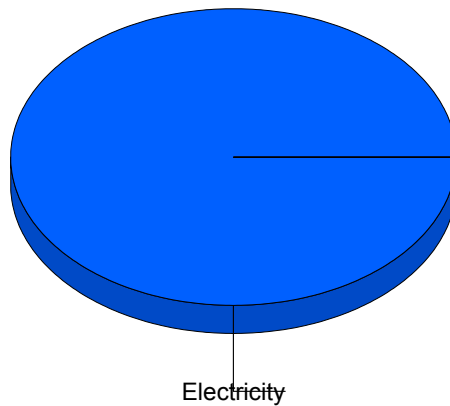
Cost Avoidance Program

Cost Summary Graph

Grouped by Energy Type

Energy Type	Use	Units	Meter Cost	Special Charges	Total Cost	Avg Unit Cost	% of Total Cost
Site: WESTSIDE TRANSPORTAT - WESTSIDE TRANSPORTAT							
Electricity		2,131 KWH	\$352.20	\$0.00	\$352.20	0.1653	100.00%
Total Cost:			\$352.20	\$0.00	\$352.20		

For WESTSIDE
TRANSPORTAT



■ Electricity	100.0%
Total:	100.0%

Filters: Cost Center Name Not One Of DoNotReport; Billing Period Equal To 200911

elpaso

Energy CAP

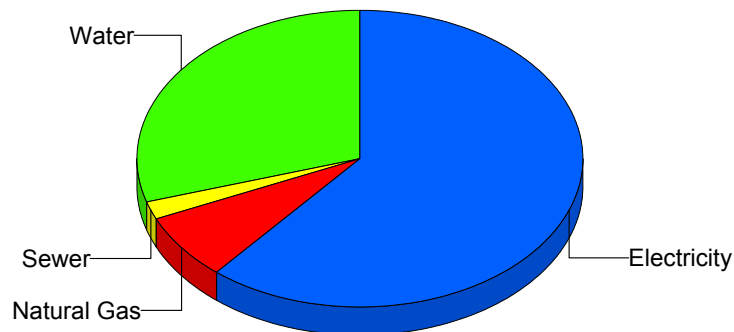
Cost Avoidance Program

Cost Summary Graph

Grouped by Energy Type

Energy Type	Use	Units	Meter Cost	Special Charges	Total Cost	Avg Unit Cost	% of Total Cost
Site: WHITAKER ELEMENTARY - WHITAKER ELEMENTARY							
Electricity	55,920	KWH	\$7,801.48	\$0.00	\$7,801.48	0.1395	61.23%
Natural Gas	1,450	CCF	\$899.08	\$0.00	\$899.08	0.6201	7.06%
Water	1,174	CCF	\$3,770.61	\$0.00	\$3,770.61	3.2118	29.59%
Sewer	105	CCF	\$270.96	\$0.00	\$270.96	2.5806	2.13%
Total Cost:			\$12,742.13	\$0.00	\$12,742.13		

For WHITAKER
ELEMENTARY



Filters: Cost Center Name Not One Of DoNotReport; Billing Period Equal To 200911

elpaso

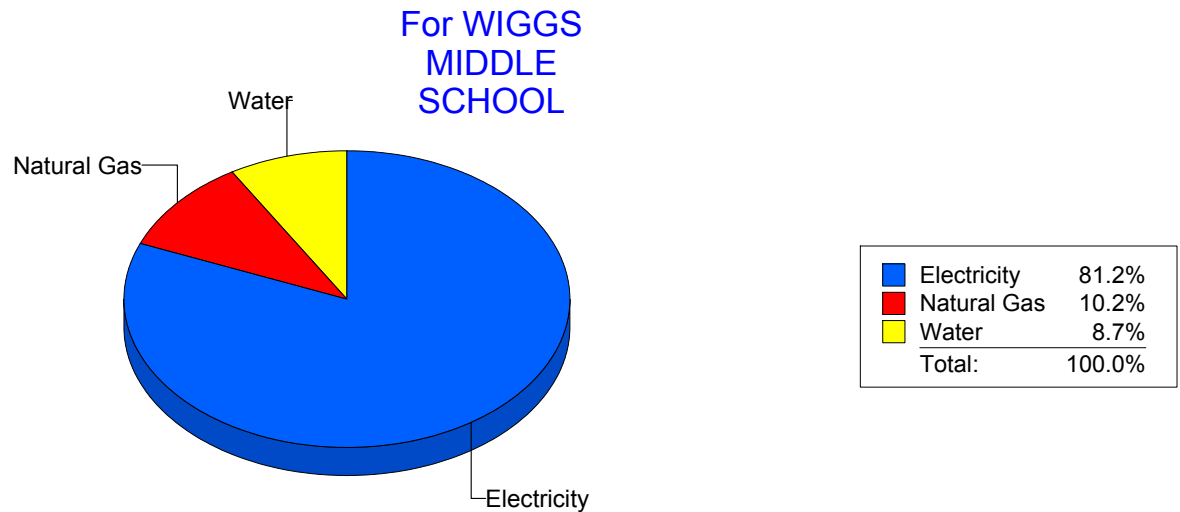
Energy CAP

Cost Avoidance Program

Cost Summary Graph

Grouped by Energy Type

Energy Type	Use	Units	Meter Cost	Special Charges	Total Cost	Avg Unit Cost	% of Total Cost
Site: WIGGS MIDDLE SCHOOL - WIGGS MIDDLE SCHOOL							
Electricity	50,700	KWH	\$6,367.25	\$0.00	\$6,367.25	0.1256	81.17%
Natural Gas	1,278	CCF	\$796.25	\$0.00	\$796.25	0.6230	10.15%
Water	162	CCF	\$680.42	\$0.00	\$680.42	4.2001	8.67%
Total Cost:			\$7,843.92	\$0.00	\$7,843.92		



Filters: Cost Center Name Not One Of DoNotReport; Billing Period Equal To 200911

elpaso

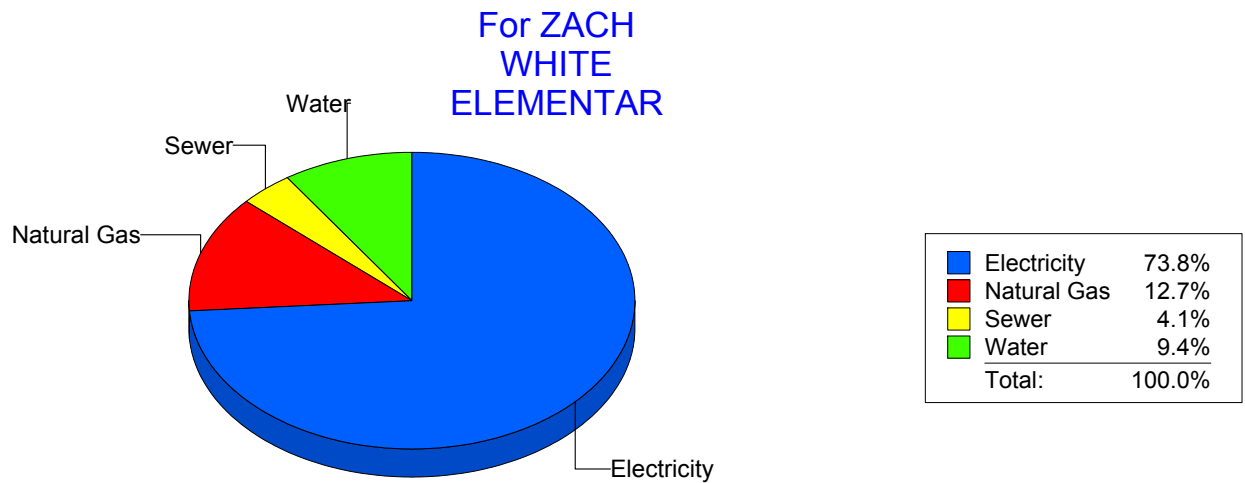
Energy CAP

Cost Avoidance Program

Cost Summary Graph

Grouped by Energy Type

Energy Type	Use	Units	Meter Cost	Special Charges	Total Cost	Avg Unit Cost	% of Total Cost
Site: ZACH WHITE ELEMENTAR - ZACH WHITE ELEMENTAR							
Electricity	50,700	KWH	\$6,472.45	\$0.00	\$6,472.45	0.1277	73.81%
Natural Gas	1,771	CCF	\$1,115.66	\$0.00	\$1,115.66	0.6300	12.72%
Water	248	CCF	\$822.04	\$0.00	\$822.04	3.3147	9.37%
Sewer	76	CCF	\$358.61	\$0.00	\$358.61	4.7186	4.09%
Total Cost:			\$8,768.76	\$0.00	\$8,768.76		



Filters: Cost Center Name Not One Of DoNotReport; Billing Period Equal To 200911

elpaso

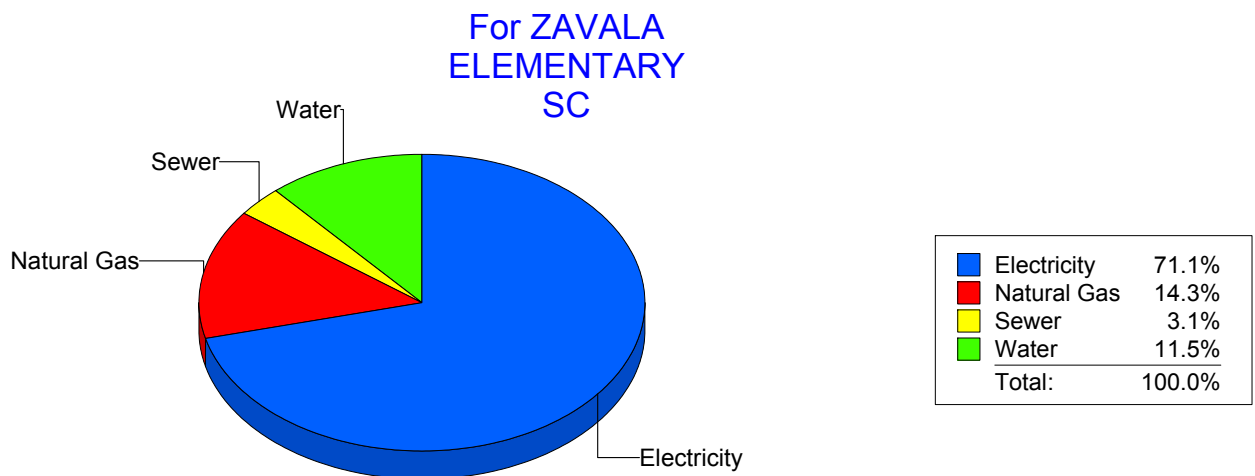
Energy CAP

Cost Avoidance Program

Cost Summary Graph

Grouped by Energy Type

Energy Type	Use	Units	Meter Cost	Special Charges	Total Cost	Avg Unit Cost	% of Total Cost
Site: ZAVALA ELEMENTARY SC - ZAVALA ELEMENTARY SC							
Electricity	25,754	KWH	\$2,783.42	\$0.00	\$2,783.42	0.1081	71.09%
Natural Gas	883	CCF	\$560.08	\$0.00	\$560.08	0.6343	14.30%
Water	125	CCF	\$448.65	\$0.00	\$448.65	3.5892	11.46%
Sewer	48	CCF	\$123.20	\$0.00	\$123.20	2.5667	3.15%
Total Cost:			\$3,915.35	\$0.00	\$3,915.35		



Filters: Cost Center Name Not One Of DoNotReport; Billing Period Equal To 200911

elpaso

Energy CAP

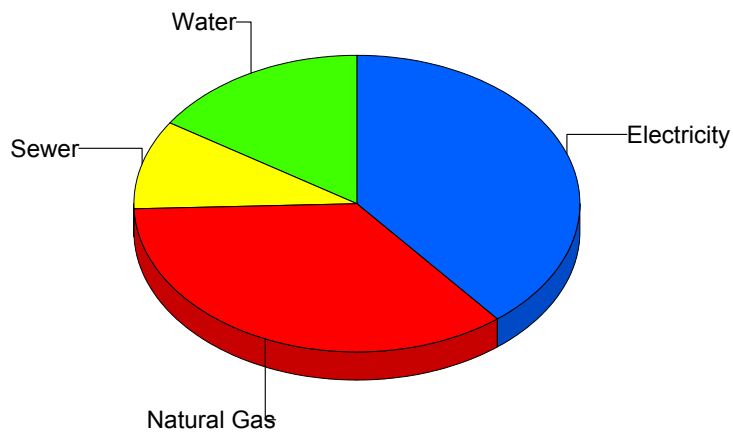
Cost Avoidance Program

Cost Summary Graph

Grouped by Energy Type

Energy Type	Use	Units	Meter Cost	Special Charges	Total Cost	Avg Unit Cost	% of Total Cost
Site: ZUNI COTTAGES - ZUNI COTTAGES							
Electricity		396 KWH	\$95.23	\$0.00	\$95.23	0.2405	39.11%
Natural Gas		38 CCF	\$85.91	\$0.00	\$85.91	2.2608	35.28%
Water		9 CCF	\$38.35	\$0.00	\$38.35	4.2611	15.75%
Sewer		3 CCF	\$24.03	\$0.00	\$24.03	8.0100	9.87%
Total Cost:			\$243.52	\$0.00	\$243.52		

For ZUNI COTTAGES



Electricity	39.1%
Natural Gas	35.3%
Sewer	9.9%
Water	15.7%
Total:	100.0%

Filters: Cost Center Name Not One Of DoNotReport; Billing Period Equal To 200911

elpaso

Energy CAP

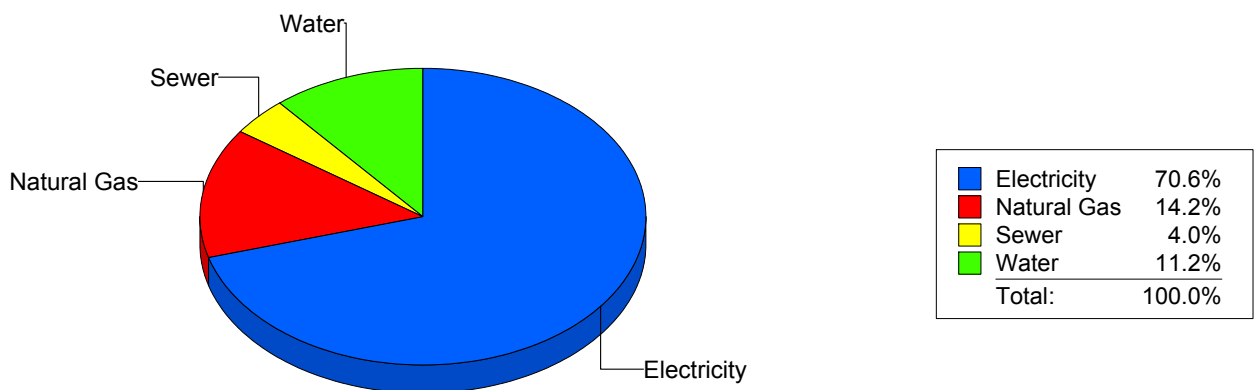
Cost Avoidance Program

Cost Summary Graph

Grouped by Energy Type

Energy Type	Use	Units	Meter Cost	Special Charges	Total Cost	Avg Unit Cost	% of Total Cost
All Sites							
Electricity	5,348,966	KWH	\$669,452.52	\$0.00	\$669,452.52	0.1252	70.63%
Natural Gas	216,479	CCF	\$134,628.79	\$0.00	\$134,628.79	0.6219	14.20%
Water	42,734	CCF	\$106,106.08	\$0.00	\$106,106.08	2.4829	11.19%
Sewer	17,287	CCF	\$37,649.04	\$0.00	\$37,649.04	2.1779	3.97%
Total Cost:			\$947,836.43	\$0.00	\$947,836.43		

For All Sites



Filters: Cost Center Name Not One Of DoNotReport; Billing Period Equal To 200911