

elpaso

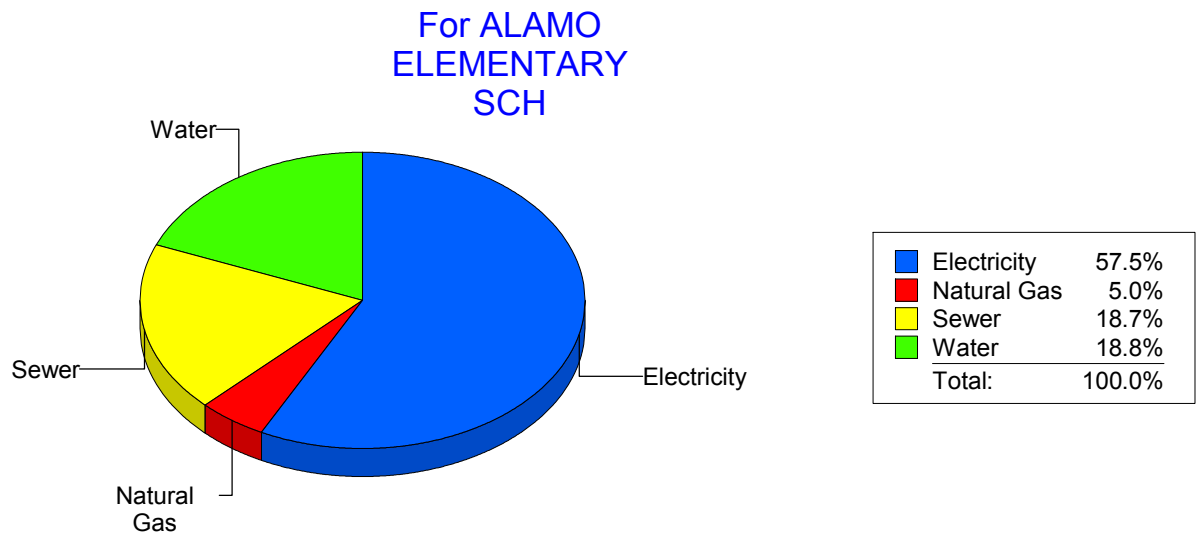
Energy CAP

Cost Avoidance Program

Cost Summary Graph

Grouped by Energy Type

Energy Type	Use	Units	Meter Cost	Special Charges	Total Cost	Avg Unit Cost	% of Total Cost
Site: ALAMO ELEMENTARY SCH - ALAMO ELEMENTARY SCH							
Electricity	4,250	KWH	\$382.81	\$0.00	\$382.81	0.0901	57.49%
Natural Gas	0	CCF	\$33.38	\$0.00	\$33.38	0.0000	5.01%
Water	0	CCF	\$125.26	\$0.00	\$125.26	0.0000	18.81%
Sewer	0	CCF	\$124.48	\$0.00	\$124.48	0.0000	18.69%
Total Cost:			\$665.93	\$0.00	\$665.93		



Filters: Cost Center Name Not Equal To DoNotReport; Billing Period Equal To 201102

elpaso

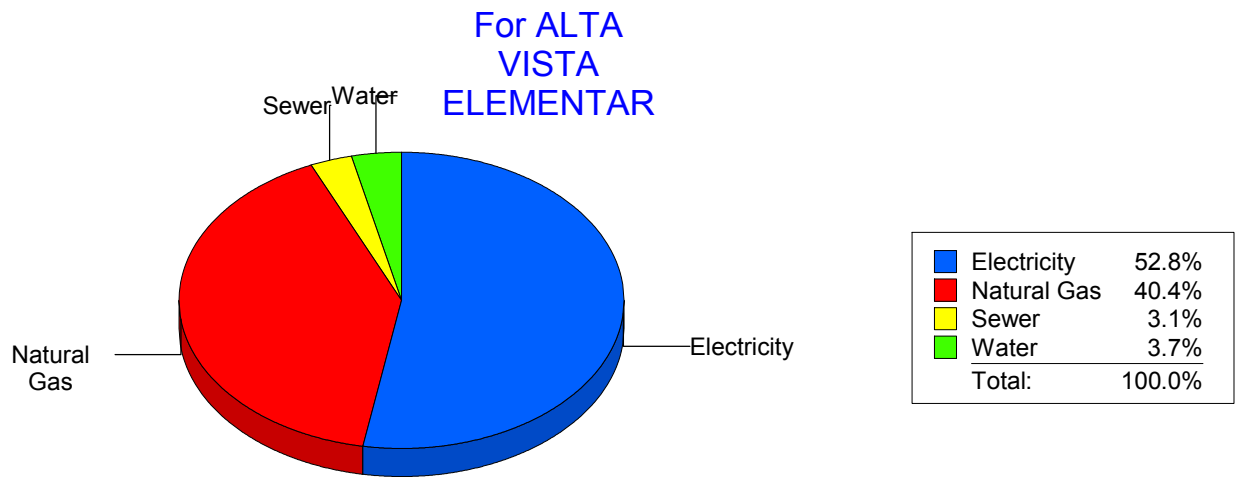
Energy CAP

Cost Avoidance Program

Cost Summary Graph

Grouped by Energy Type

Energy Type	Use	Units	Meter Cost	Special Charges	Total Cost	Avg Unit Cost	% of Total Cost
Site: ALTA VISTA ELEMENTAR - ALTA VISTA ELEMENTAR							
Electricity	27,000	KWH	\$3,043.60	\$0.00	\$3,043.60	0.1127	52.77%
Natural Gas	3,834	CCF	\$2,331.20	\$0.00	\$2,331.20	0.6080	40.42%
Water	104	CCF	\$213.43	\$0.00	\$213.43	2.0522	3.70%
Sewer	92	CCF	\$179.08	\$0.00	\$179.08	1.9465	3.11%
Total Cost:			\$5,767.31	\$0.00	\$5,767.31		



Filters: Cost Center Name Not Equal To DoNotReport; Billing Period Equal To 201102

elpaso

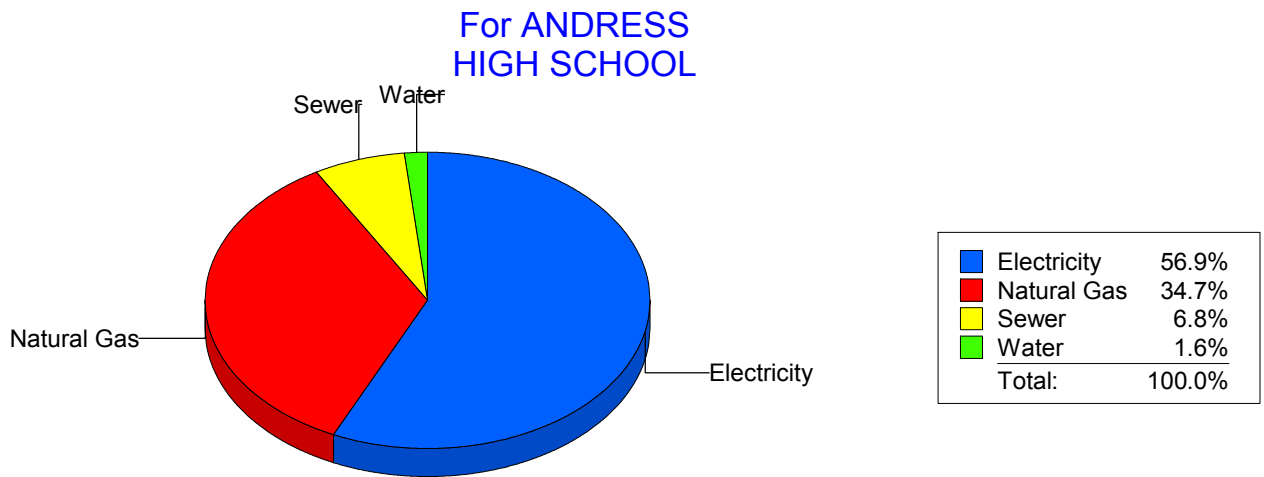
Energy CAP

Cost Avoidance Program

Cost Summary Graph

Grouped by Energy Type

Energy Type	Use	Units	Meter Cost	Special Charges	Total Cost	Avg Unit Cost	% of Total Cost
Site: ANDRESS HIGH SCHOOL - ANDRESS HIGH SCHOOL							
Electricity	150,903	KWH	\$14,043.81	\$0.00	\$14,043.81	0.0931	56.92%
Natural Gas	14,413	CCF	\$8,551.61	\$0.00	\$8,551.61	0.5933	34.66%
Water	186	CCF	\$394.89	\$0.00	\$394.89	2.1231	1.60%
Sewer	1,217	CCF	\$1,683.20	\$0.00	\$1,683.20	1.3831	6.82%
Total Cost:			\$24,673.51	\$0.00	\$24,673.51		



Filters: Cost Center Name Not Equal To DoNotReport; Billing Period Equal To 201102

elpaso

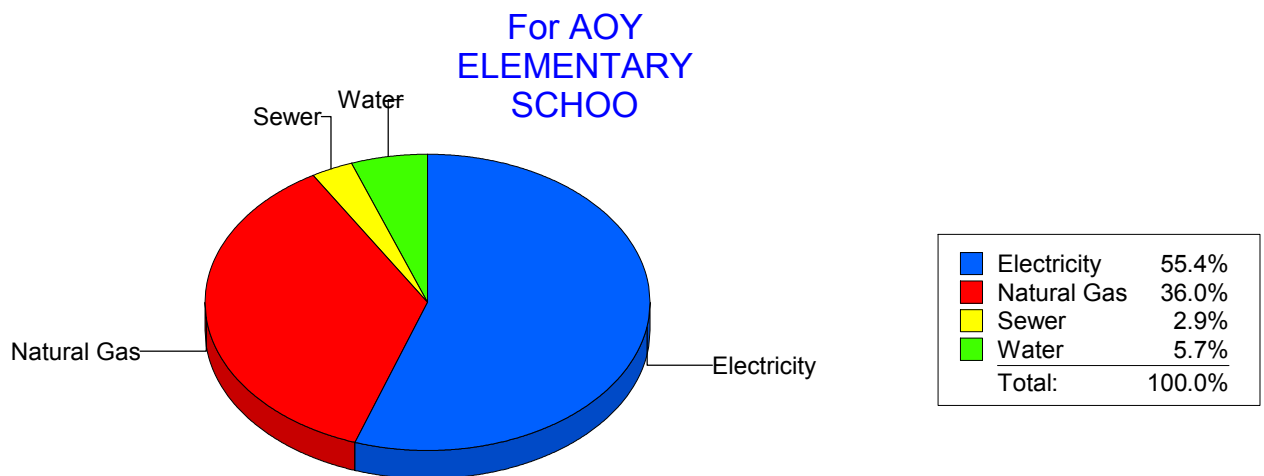
Energy CAP

Cost Avoidance Program

Cost Summary Graph

Grouped by Energy Type

Energy Type	Use	Units	Meter Cost	Special Charges	Total Cost	Avg Unit Cost	% of Total Cost
Site: AOY ELEMENTARY SCHOO - AOY ELEMENTARY SCHOO							
Electricity	63,477	KWH	\$6,772.05	\$0.00	\$6,772.05	0.1067	55.41%
Natural Gas	7,343	CCF	\$4,397.14	\$0.00	\$4,397.14	0.5988	35.98%
Water	137	CCF	\$694.81	\$0.00	\$694.81	5.0716	5.68%
Sewer	76	CCF	\$357.95	\$0.00	\$357.95	4.7099	2.93%
Total Cost:			\$12,221.95	\$0.00	\$12,221.95		



Filters: Cost Center Name Not Equal To DoNotReport; Billing Period Equal To 201102

elpaso

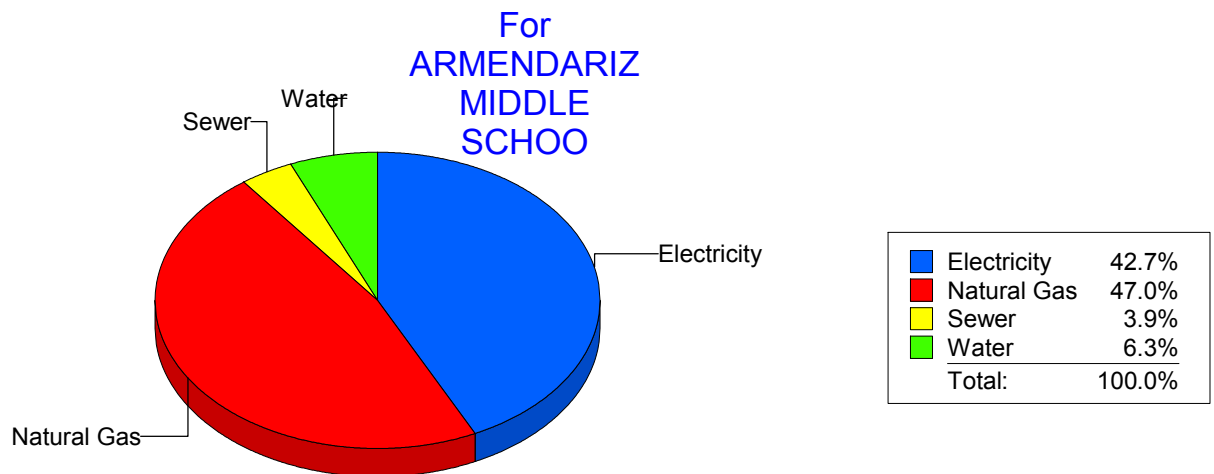
Energy CAP

Cost Avoidance Program

Cost Summary Graph

Grouped by Energy Type

Energy Type	Use	Units	Meter Cost	Special Charges	Total Cost	Avg Unit Cost	% of Total Cost
Site: ARMENDARIZ MIDDLE SCHOO - ARMENDARIZ MIDDLE SCHOO							
Electricity	56,500	KWH	\$5,279.10	\$0.00	\$5,279.10	0.0934	42.72%
Natural Gas	9,824	CCF	\$5,811.96	\$0.00	\$5,811.96	0.5916	47.03%
Water	339	CCF	\$782.06	\$0.00	\$782.06	2.3070	6.33%
Sewer	214	CCF	\$483.73	\$0.00	\$483.73	2.2604	3.91%
Total Cost:			\$12,356.85	\$0.00	\$12,356.85		



Filters: Cost Center Name Not Equal To DoNotReport; Billing Period Equal To 201102

elpaso

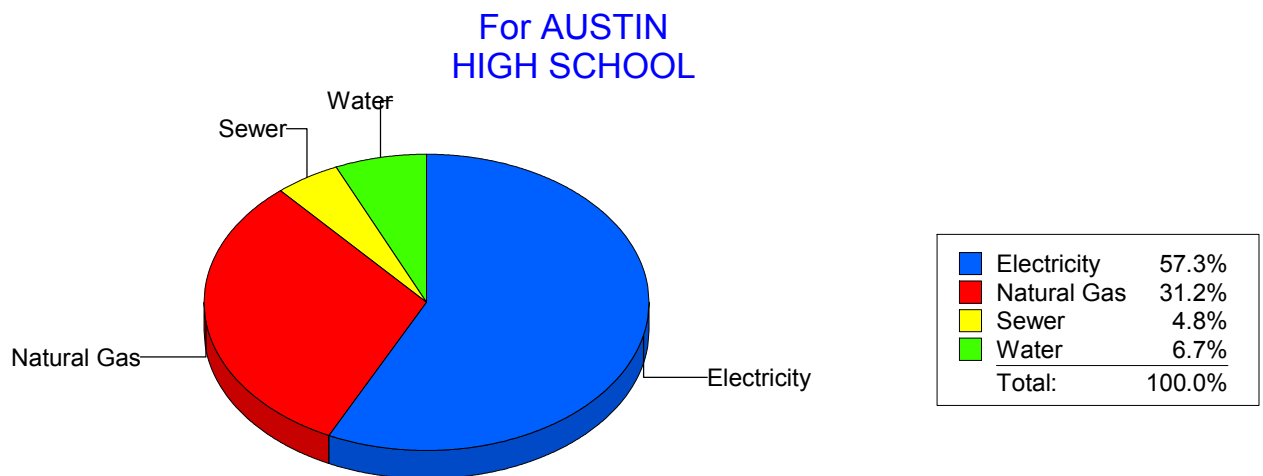
Energy CAP

Cost Avoidance Program

Cost Summary Graph

Grouped by Energy Type

Energy Type	Use	Units	Meter Cost	Special Charges	Total Cost	Avg Unit Cost	% of Total Cost
Site: AUSTIN HIGH SCHOOL - AUSTIN HIGH SCHOOL							
Electricity	129,013	KWH	\$12,560.65	\$0.00	\$12,560.65	0.0974	57.32%
Natural Gas	11,407	CCF	\$6,845.18	\$0.00	\$6,845.18	0.6001	31.24%
Water	460	CCF	\$1,460.63	\$0.00	\$1,460.63	3.1753	6.67%
Sewer	391	CCF	\$1,044.95	\$0.00	\$1,044.95	2.6725	4.77%
Total Cost:			\$21,911.41	\$0.00	\$21,911.41		



Filters: Cost Center Name Not Equal To DoNotReport; Billing Period Equal To 201102

elpaso

Energy CAP

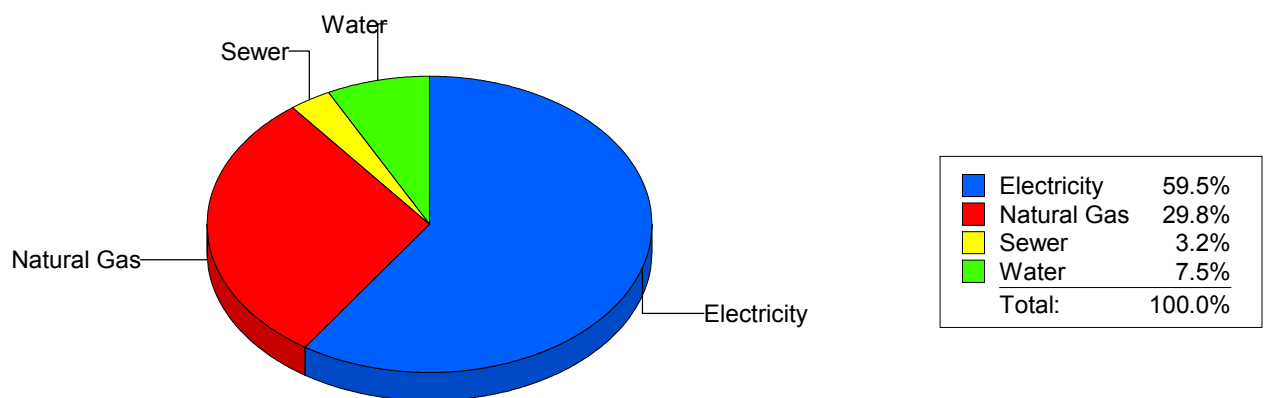
Cost Avoidance Program

Cost Summary Graph

Grouped by Energy Type

Energy Type	Use	Units	Meter Cost	Special Charges	Total Cost	Avg Unit Cost	% of Total Cost
Site: BARRON - BARRON							
Electricity	55,249	KWH	\$6,094.76	\$0.00	\$6,094.76	0.1103	59.54%
Natural Gas	5,051	CCF	\$3,048.90	\$0.00	\$3,048.90	0.6036	29.78%
Water	141	CCF	\$769.92	\$0.00	\$769.92	5.4604	7.52%
Sewer	69	CCF	\$322.82	\$0.00	\$322.82	4.6786	3.15%
Total Cost:			\$10,236.40	\$0.00	\$10,236.40		

For BARRON



Filters: Cost Center Name Not Equal To DoNotReport; Billing Period Equal To 201102

elpaso

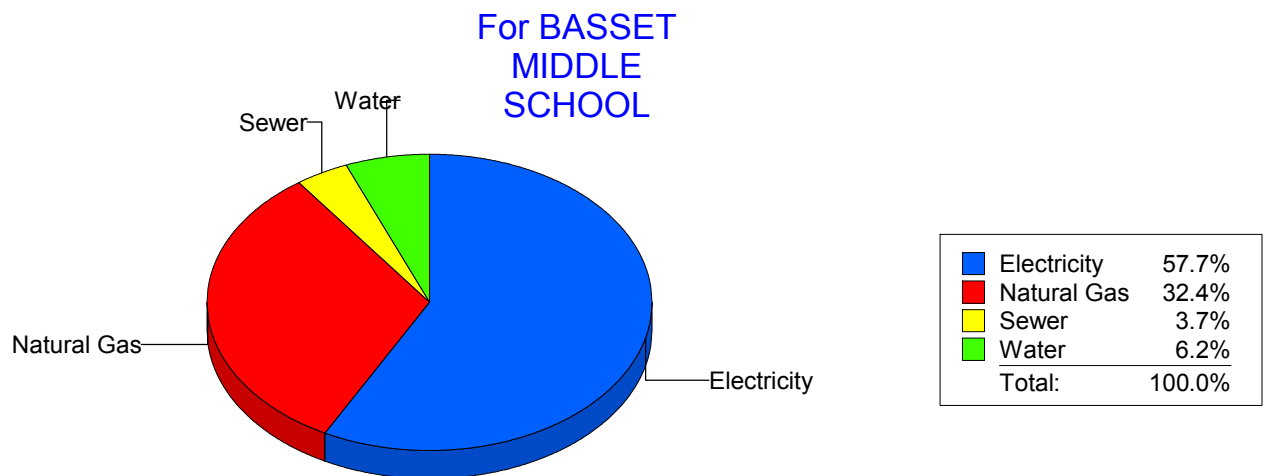
Energy CAP

Cost Avoidance Program

Cost Summary Graph

Grouped by Energy Type

Energy Type	Use	Units	Meter Cost	Special Charges	Total Cost	Avg Unit Cost	% of Total Cost
Site: BASSET MIDDLE SCHOOL - BASSET MIDDLE SCHOOL							
Electricity	74,765	KWH	\$7,980.94	\$0.00	\$7,980.94	0.1067	57.75%
Natural Gas	7,414	CCF	\$4,471.66	\$0.00	\$4,471.66	0.6031	32.36%
Water	463	CCF	\$859.23	\$0.00	\$859.23	1.8558	6.22%
Sewer	292	CCF	\$508.45	\$0.00	\$508.45	1.7413	3.68%
Total Cost:			\$13,820.28	\$0.00	\$13,820.28		



Filters: Cost Center Name Not Equal To DoNotReport; Billing Period Equal To 201102

elpaso

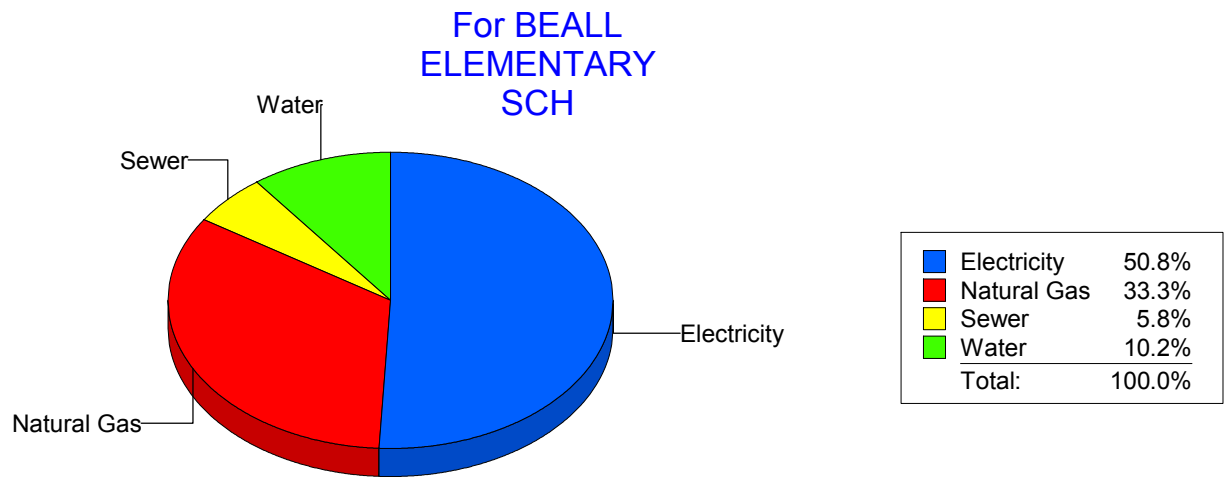
Energy CAP

Cost Avoidance Program

Cost Summary Graph

Grouped by Energy Type

Energy Type	Use	Units	Meter Cost	Special Charges	Total Cost	Avg Unit Cost	% of Total Cost
Site: BEALL ELEMENTARY SCH - BEALL ELEMENTARY SCH							
Electricity	20,880	KWH	\$2,152.42	\$0.00	\$2,152.42	0.1031	50.75%
Natural Gas	2,317	CCF	\$1,411.58	\$0.00	\$1,411.58	0.6092	33.28%
Water	171	CCF	\$431.64	\$0.00	\$431.64	2.5242	10.18%
Sewer	85	CCF	\$245.56	\$0.00	\$245.56	2.8889	5.79%
Total Cost:			\$4,241.20	\$0.00	\$4,241.20		



Filters: Cost Center Name Not Equal To DoNotReport; Billing Period Equal To 201102

elpaso

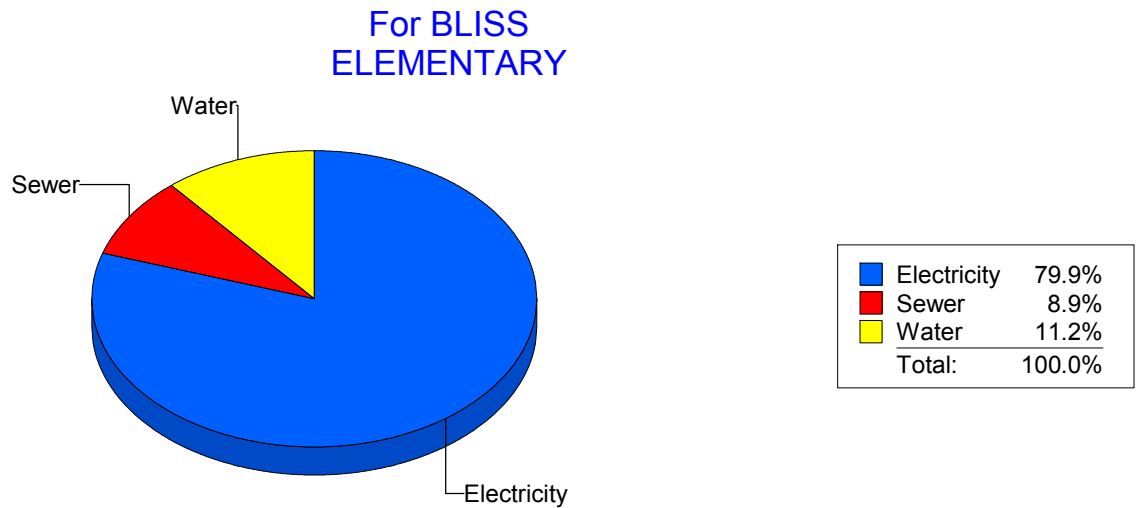
Energy CAP

Cost Avoidance Program

Cost Summary Graph

Grouped by Energy Type

Energy Type	Use	Units	Meter Cost	Special Charges	Total Cost	Avg Unit Cost	% of Total Cost
Site: BLISS ELEMENTARY - BLISS ELEMENTARY							
Electricity	19,700	KWH	\$2,137.80	\$0.00	\$2,137.80	0.1085	79.92%
Water	120	CCF	\$299.19	\$0.00	\$299.19	2.4933	11.18%
Sewer	79	CCF	\$237.94	\$0.00	\$237.94	3.0119	8.90%
Total Cost:			\$2,674.93	\$0.00	\$2,674.93		



Filters: Cost Center Name Not Equal To DoNotReport; Billing Period Equal To 201102

elpaso

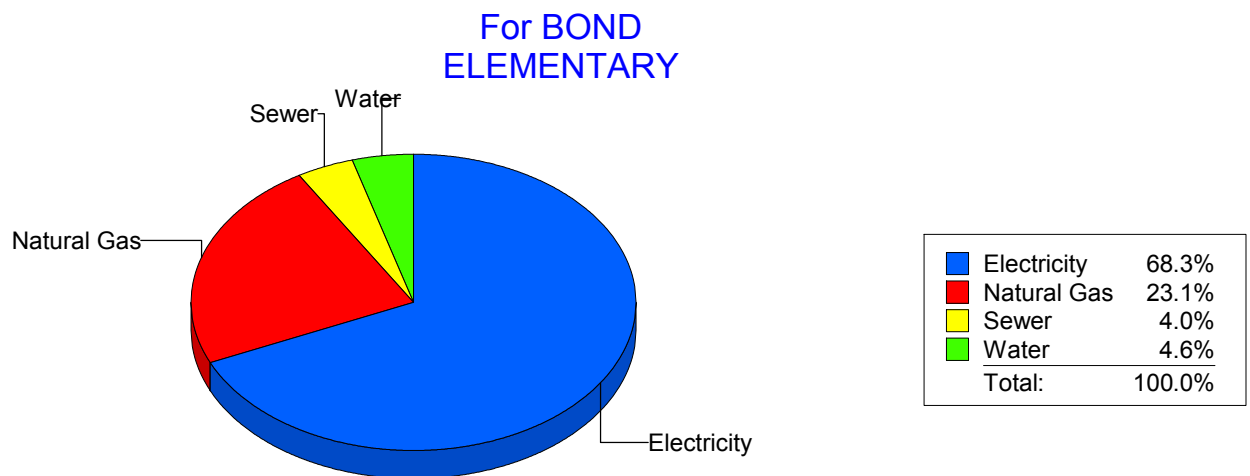
Energy CAP

Cost Avoidance Program

Cost Summary Graph

Grouped by Energy Type

Energy Type	Use	Units	Meter Cost	Special Charges	Total Cost	Avg Unit Cost	% of Total Cost
Site: BOND - BOND ELEMENTARY							
Electricity	46,838	KWH	\$5,716.98	\$0.00	\$5,716.98	0.1221	68.31%
Natural Gas	3,139	CCF	\$1,933.14	\$0.00	\$1,933.14	0.6158	23.10%
Water	177	CCF	\$381.84	\$0.00	\$381.84	2.1573	4.56%
Sewer	157	CCF	\$337.00	\$0.00	\$337.00	2.1465	4.03%
Total Cost:			\$8,368.96	\$0.00	\$8,368.96		



Filters: Cost Center Name Not Equal To DoNotReport; Billing Period Equal To 201102

elpaso

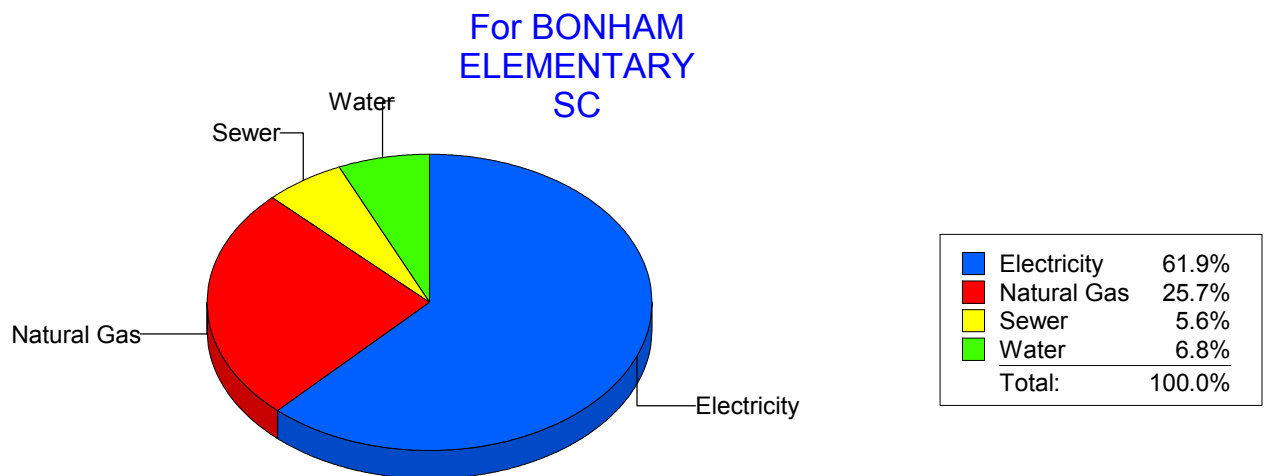
Energy CAP

Cost Avoidance Program

Cost Summary Graph

Grouped by Energy Type

Energy Type	Use	Units	Meter Cost	Special Charges	Total Cost	Avg Unit Cost	% of Total Cost
Site: BONHAM ELEMENTARY SC - BONHAM ELEMENTARY SC							
Electricity	24,477	KWH	\$3,063.39	\$0.00	\$3,063.39	0.1252	61.90%
Natural Gas	2,039	CCF	\$1,269.99	\$0.00	\$1,269.99	0.6228	25.66%
Water	152	CCF	\$336.04	\$0.00	\$336.04	2.2108	6.79%
Sewer	124	CCF	\$279.31	\$0.00	\$279.31	2.2525	5.64%
Total Cost:			\$4,948.73	\$0.00	\$4,948.73		



Filters: Cost Center Name Not Equal To DoNotReport; Billing Period Equal To 201102

elpaso

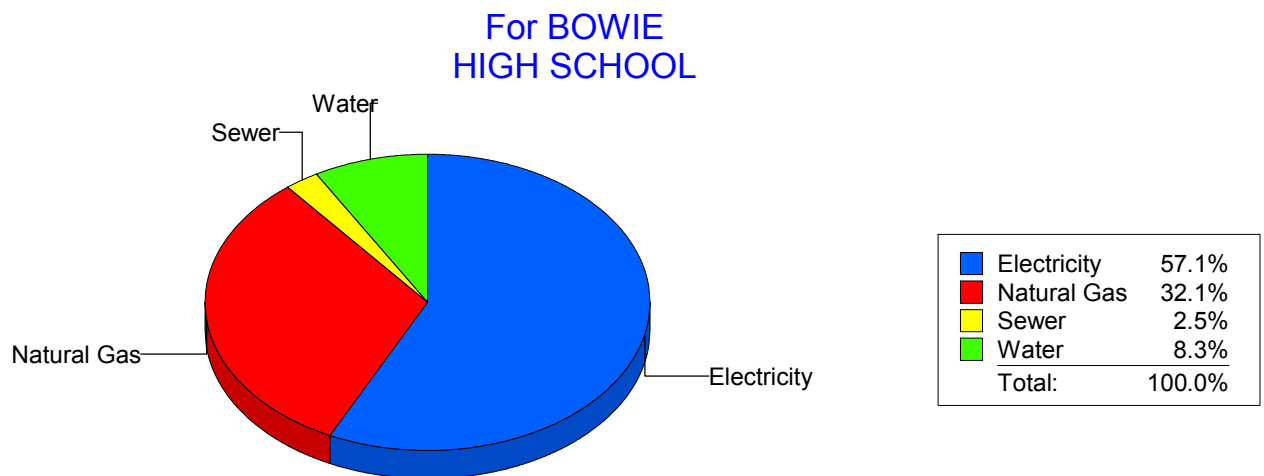
Energy CAP

Cost Avoidance Program

Cost Summary Graph

Grouped by Energy Type

Energy Type	Use	Units	Meter Cost	Special Charges	Total Cost	Avg Unit Cost	% of Total Cost
Site: BOWIE HIGH SCHOOL - BOWIE HIGH SCHOOL							
Electricity	281,639	KWH	\$23,060.38	\$0.00	\$23,060.38	0.0819	57.09%
Natural Gas	21,997	CCF	\$12,984.28	\$0.00	\$12,984.28	0.5903	32.14%
Water	1,825	CCF	\$3,347.54	\$0.00	\$3,347.54	1.8343	8.29%
Sewer	464	CCF	\$1,001.08	\$0.00	\$1,001.08	2.1575	2.48%
Total Cost:			\$40,393.28	\$0.00	\$40,393.28		



Filters: Cost Center Name Not Equal To DoNotReport; Billing Period Equal To 201102

elpaso

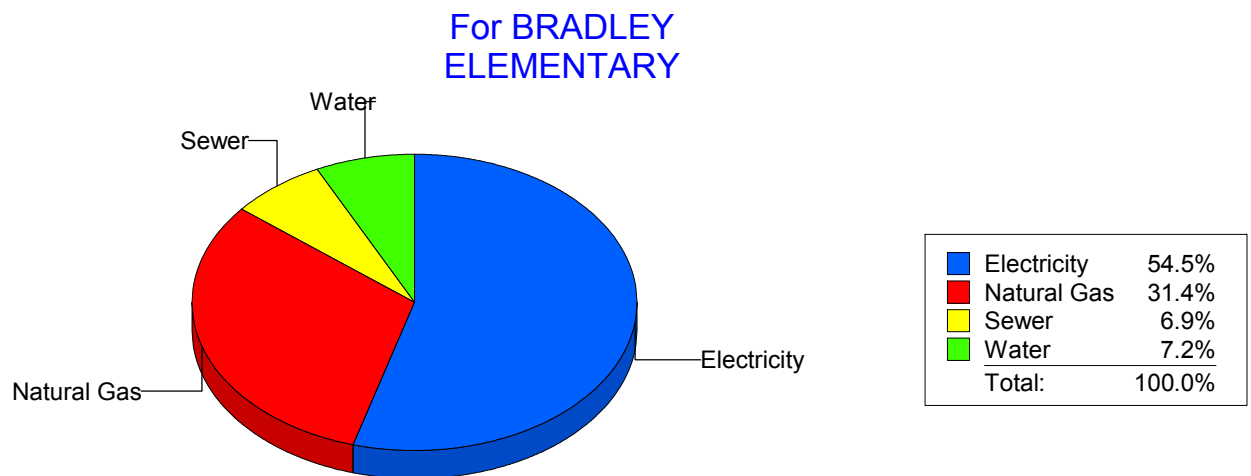
Energy CAP

Cost Avoidance Program

Cost Summary Graph

Grouped by Energy Type

Energy Type	Use	Units	Meter Cost	Special Charges	Total Cost	Avg Unit Cost	% of Total Cost
Site: BRADLEY ELEMENTARY - BRADLEY ELEMENTARY							
Electricity	32,900	KWH	\$3,072.50	\$0.00	\$3,072.50	0.0934	54.54%
Natural Gas	2,916	CCF	\$1,768.26	\$0.00	\$1,768.26	0.6064	31.39%
Water	145	CCF	\$403.73	\$0.00	\$403.73	2.7843	7.17%
Sewer	139	CCF	\$388.48	\$0.00	\$388.48	2.7948	6.90%
Total Cost:			\$5,632.97	\$0.00	\$5,632.97		



Filters: Cost Center Name Not Equal To DoNotReport; Billing Period Equal To 201102

elpaso

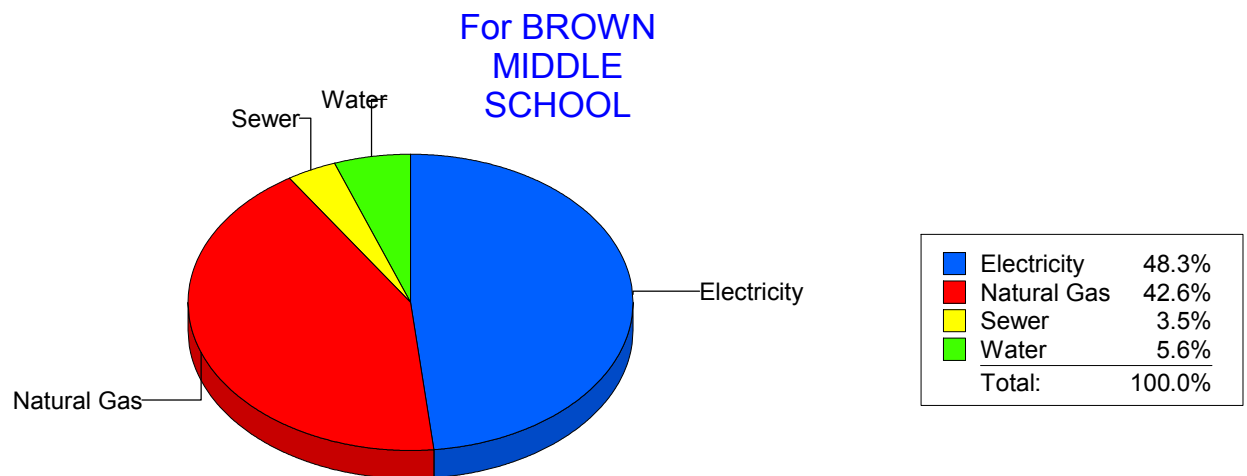
Energy CAP

Cost Avoidance Program

Cost Summary Graph

Grouped by Energy Type

Energy Type	Use	Units	Meter Cost	Special Charges	Total Cost	Avg Unit Cost	% of Total Cost
Site: BROWN MIDDLE SCHOOL - BROWN MIDDLE SCHOOL							
Electricity	100,200	KWH	\$8,928.39	\$0.00	\$8,928.39	0.0891	48.25%
Natural Gas	13,351	CCF	\$7,876.09	\$0.00	\$7,876.09	0.5899	42.56%
Water	561	CCF	\$1,043.29	\$0.00	\$1,043.29	1.8597	5.64%
Sewer	350	CCF	\$656.45	\$0.00	\$656.45	1.8756	3.55%
Total Cost:			\$18,504.22	\$0.00	\$18,504.22		



Filters: Cost Center Name Not Equal To DoNotReport; Billing Period Equal To 201102

el Paso

Energy CAP

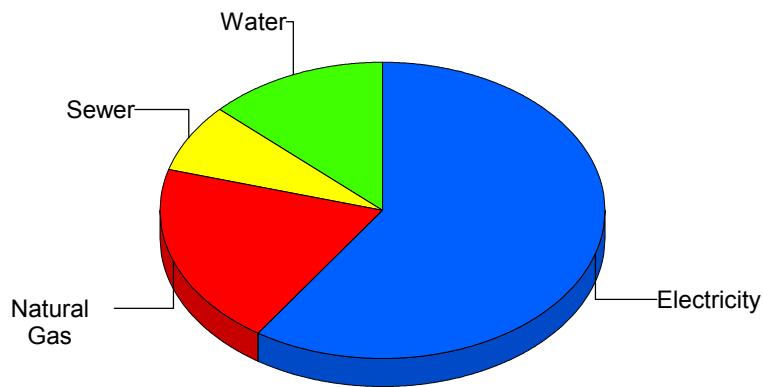
Cost Avoidance Program

Cost Summary Graph

Grouped by Energy Type

Energy Type	Use	Units	Meter Cost	Special Charges	Total Cost	Avg Unit Cost	% of Total Cost
Site: BURGESS HIGH SCHOOL - BURGESS HIGH SCHOOL							
Electricity	99,502	KWH	\$10,073.75	\$0.00	\$10,073.75	0.1012	59.53%
Natural Gas	5,602	CCF	\$3,366.64	\$0.00	\$3,366.64	0.6010	19.90%
Water	635	CCF	\$2,223.16	\$0.00	\$2,223.16	3.5010	13.14%
Sewer	715	CCF	\$1,257.61	\$0.00	\$1,257.61	1.7589	7.43%
Total Cost:			\$16,921.16	\$0.00	\$16,921.16		

For BURGESS
HIGH SCHOOL



Electricity	59.5%
Natural Gas	19.9%
Sewer	7.4%
Water	13.1%
Total:	100.0%

Filters: Cost Center Name Not Equal To DoNotReport; Billing Period Equal To 201102

elpaso

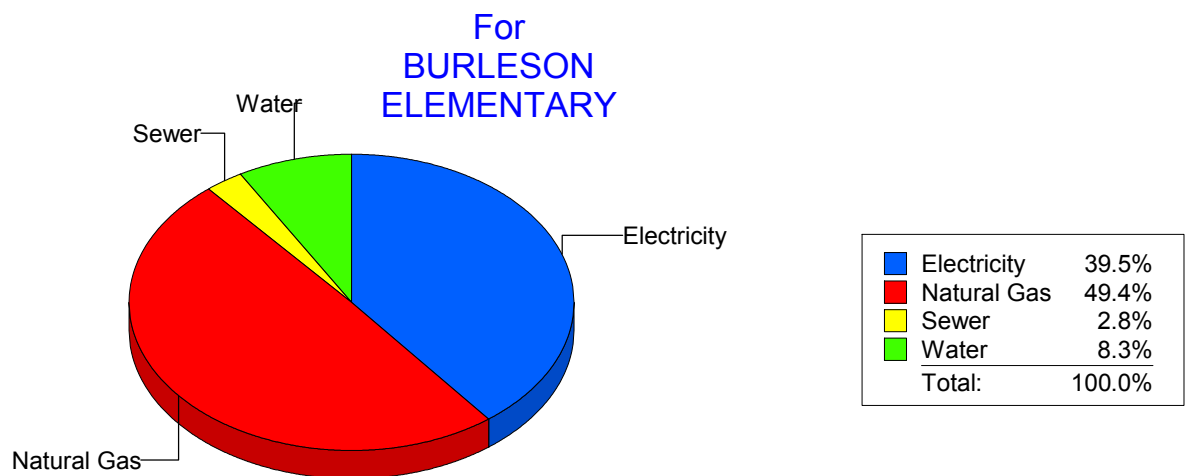
Energy CAP

Cost Avoidance Program

Cost Summary Graph

Grouped by Energy Type

Energy Type	Use	Units	Meter Cost	Special Charges	Total Cost	Avg Unit Cost	% of Total Cost
Site: BURLESON ELEMENTARY - BURLESON ELEMENTARY							
Electricity	28,177	KWH	\$2,881.87	\$0.00	\$2,881.87	0.1023	39.46%
Natural Gas	5,870	CCF	\$3,611.20	\$0.00	\$3,611.20	0.6152	49.45%
Water	195	CCF	\$605.23	\$0.00	\$605.23	3.1037	8.29%
Sewer	63	CCF	\$204.49	\$0.00	\$204.49	3.2459	2.80%
Total Cost:			\$7,302.79	\$0.00	\$7,302.79		



Filters: Cost Center Name Not Equal To DoNotReport; Billing Period Equal To 201102

elpaso

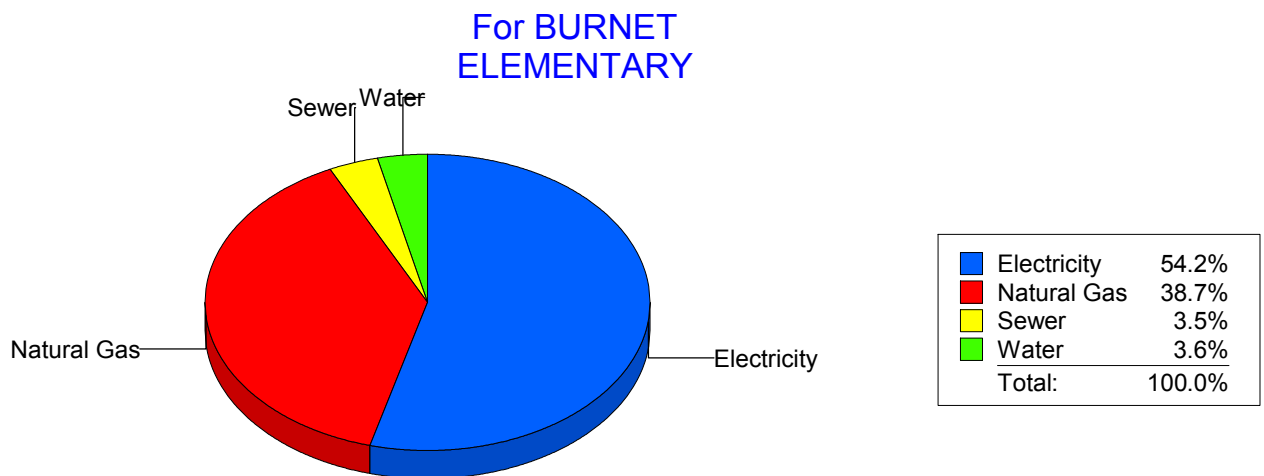
Energy CAP

Cost Avoidance Program

Cost Summary Graph

Grouped by Energy Type

Energy Type	Use	Units	Meter Cost	Special Charges	Total Cost	Avg Unit Cost	% of Total Cost
Site: BURNET ELEMENTARY - BURNET ELEMENTARY							
Electricity	27,649	KWH	\$3,002.08	\$0.00	\$3,002.08	0.1086	54.24%
Natural Gas	3,506	CCF	\$2,139.95	\$0.00	\$2,139.95	0.6104	38.66%
Water	93	CCF	\$197.48	\$0.00	\$197.48	2.1234	3.57%
Sewer	105	CCF	\$195.59	\$0.00	\$195.59	1.8628	3.53%
Total Cost:			\$5,535.10	\$0.00	\$5,535.10		



Filters: Cost Center Name Not Equal To DoNotReport; Billing Period Equal To 201102

elpaso

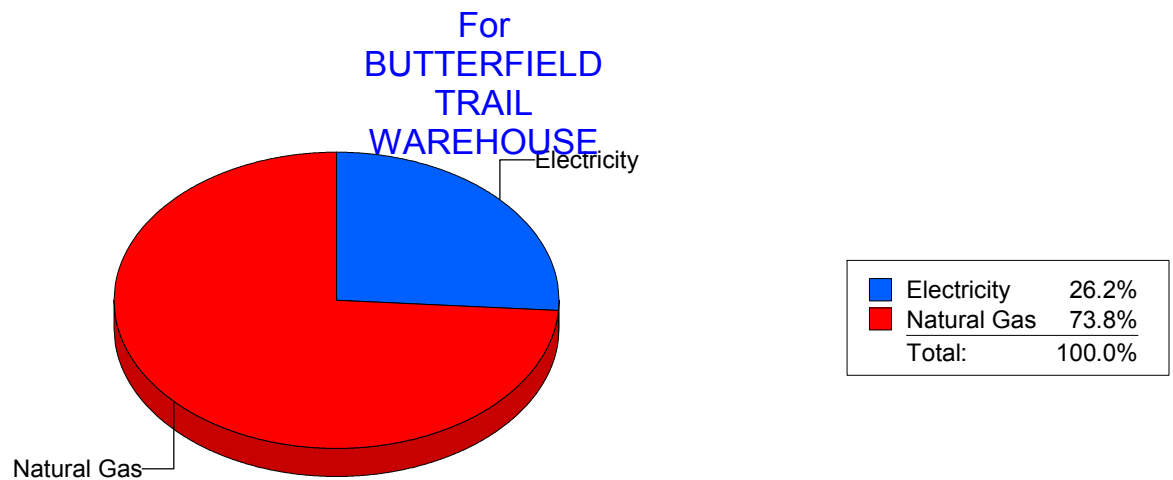
Energy CAP

Cost Avoidance Program

Cost Summary Graph

Grouped by Energy Type

Energy Type	Use	Units	Meter Cost	Special Charges	Total Cost	Avg Unit Cost	% of Total Cost
Site: BUTTERFIELDTRAILWAREHOUSE - BUTTERFIELD TRAIL WAREHOUSE							
Electricity	3,000	KWH	\$406.03	\$0.00	\$406.03	0.1353	26.16%
Natural Gas	1,871	CCF	\$1,146.02	\$0.00	\$1,146.02	0.6125	73.84%
Total Cost:			\$1,552.05	\$0.00	\$1,552.05		



Filters: Cost Center Name Not Equal To DoNotReport; Billing Period Equal To 201102

elpaso

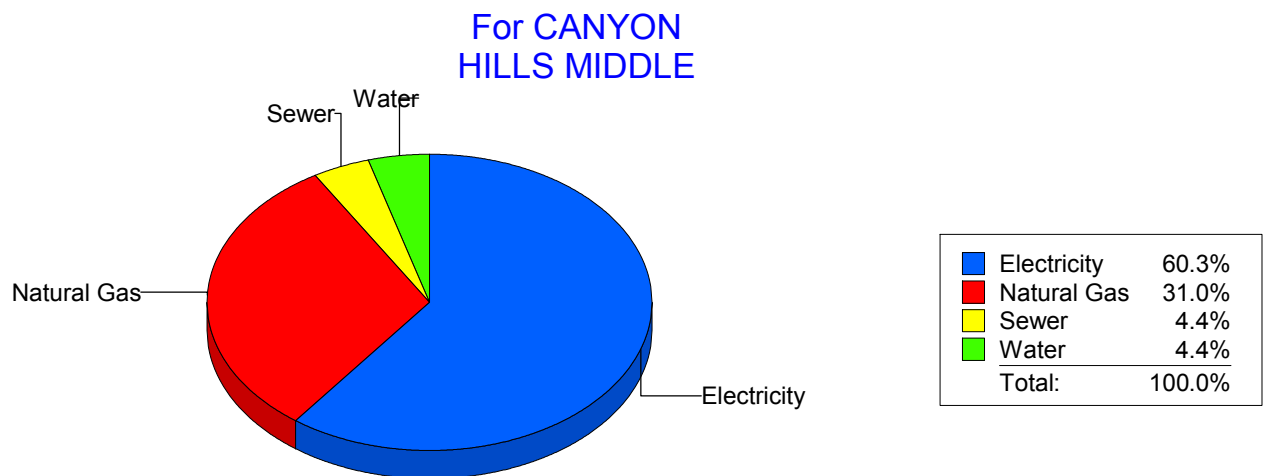
Energy CAP

Cost Avoidance Program

Cost Summary Graph

Grouped by Energy Type

Energy Type	Use	Units	Meter Cost	Special Charges	Total Cost	Avg Unit Cost	% of Total Cost
Site: CANYON HILLS MIDDLE - CANYON HILLS MIDDLE							
Electricity	65,978	KWH	\$7,262.10	\$0.00	\$7,262.10	0.1101	60.30%
Natural Gas	6,213	CCF	\$3,732.03	\$0.00	\$3,732.03	0.6007	30.99%
Water	90	CCF	\$523.97	\$0.00	\$523.97	5.8219	4.35%
Sewer	84	CCF	\$525.50	\$0.00	\$525.50	6.2560	4.36%
Total Cost:			\$12,043.60	\$0.00	\$12,043.60		



Filters: Cost Center Name Not Equal To DoNotReport; Billing Period Equal To 201102

elpaso

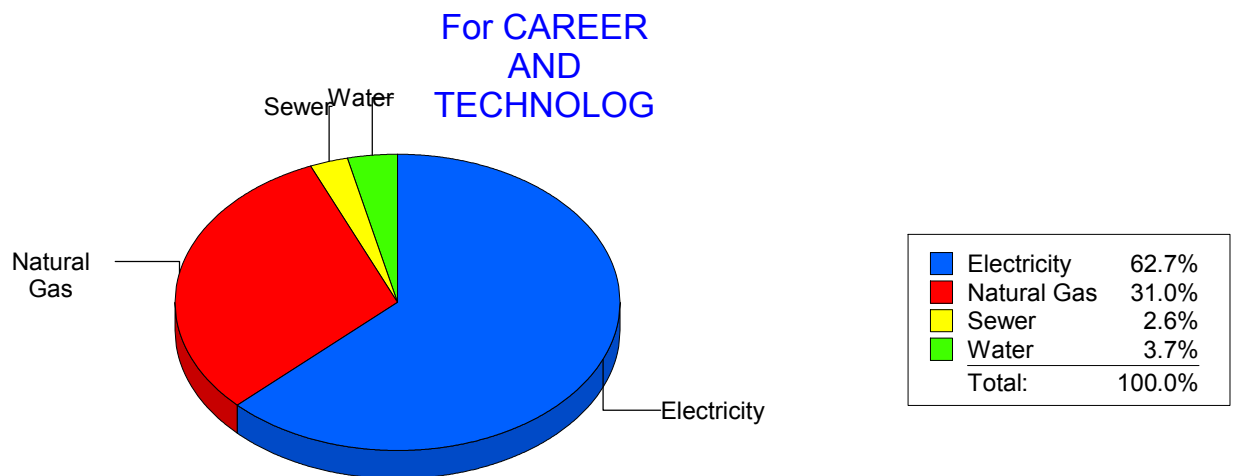
Energy CAP

Cost Avoidance Program

Cost Summary Graph

Grouped by Energy Type

Energy Type	Use	Units	Meter Cost	Special Charges	Total Cost	Avg Unit Cost	% of Total Cost
Site: CAREER AND TECHNOLOG - CAREER AND TECHNOLOG							
Electricity	87,332	KWH	\$8,889.36	\$0.00	\$8,889.36	0.1018	62.66%
Natural Gas	7,414	CCF	\$4,401.53	\$0.00	\$4,401.53	0.5937	31.02%
Water	229	CCF	\$521.38	\$0.00	\$521.38	2.2768	3.67%
Sewer	148	CCF	\$375.05	\$0.00	\$375.05	2.5341	2.64%
Total Cost:			\$14,187.32	\$0.00	\$14,187.32		



Filters: Cost Center Name Not Equal To DoNotReport; Billing Period Equal To 201102

elpaso

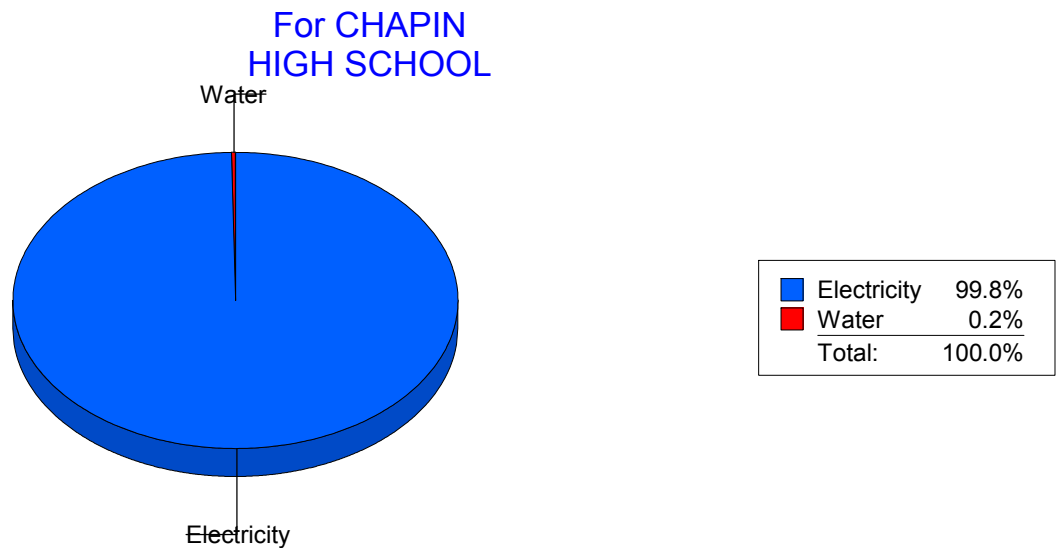
Energy CAP

Cost Avoidance Program

Cost Summary Graph

Grouped by Energy Type

Energy Type	Use	Units	Meter Cost	Special Charges	Total Cost	Avg Unit Cost	% of Total Cost
Site: CHAPIN HIGH SCHOOL - CHAPIN HIGH SCHOOL							
Electricity	229,150	KWH	\$20,333.91	\$0.00	\$20,333.91	0.0887	99.79%
Water	0	CCF	\$43.66	\$0.00	\$43.66	0.0000	0.21%
Total Cost:			\$20,377.57	\$0.00	\$20,377.57		



Filters: Cost Center Name Not Equal To DoNotReport; Billing Period Equal To 201102

elpaso

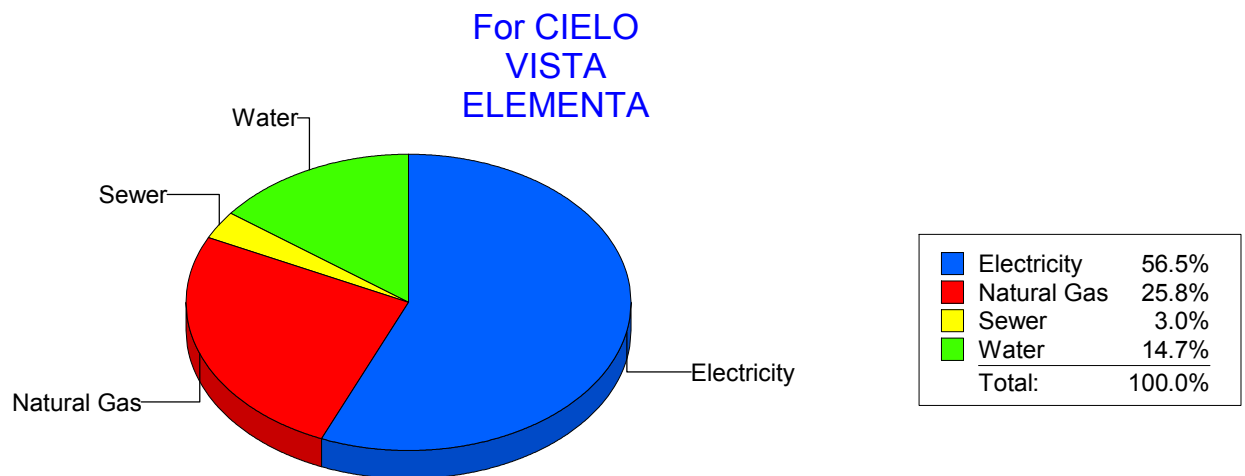
Energy CAP

Cost Avoidance Program

Cost Summary Graph

Grouped by Energy Type

Energy Type	Use	Units	Meter Cost	Special Charges	Total Cost	Avg Unit Cost	% of Total Cost
Site: CIELO VISTA ELEMENTA - CIELO VISTA ELEMENTA							
Electricity	43,600	KWH	\$4,697.50	\$0.00	\$4,697.50	0.1077	56.45%
Natural Gas	3,503	CCF	\$2,149.73	\$0.00	\$2,149.73	0.6137	25.83%
Water	371	CCF	\$1,225.74	\$0.00	\$1,225.74	3.3039	14.73%
Sewer	87	CCF	\$248.10	\$0.00	\$248.10	2.8517	2.98%
Total Cost:			\$8,321.07	\$0.00	\$8,321.07		



Filters: Cost Center Name Not Equal To DoNotReport; Billing Period Equal To 201102

elpaso

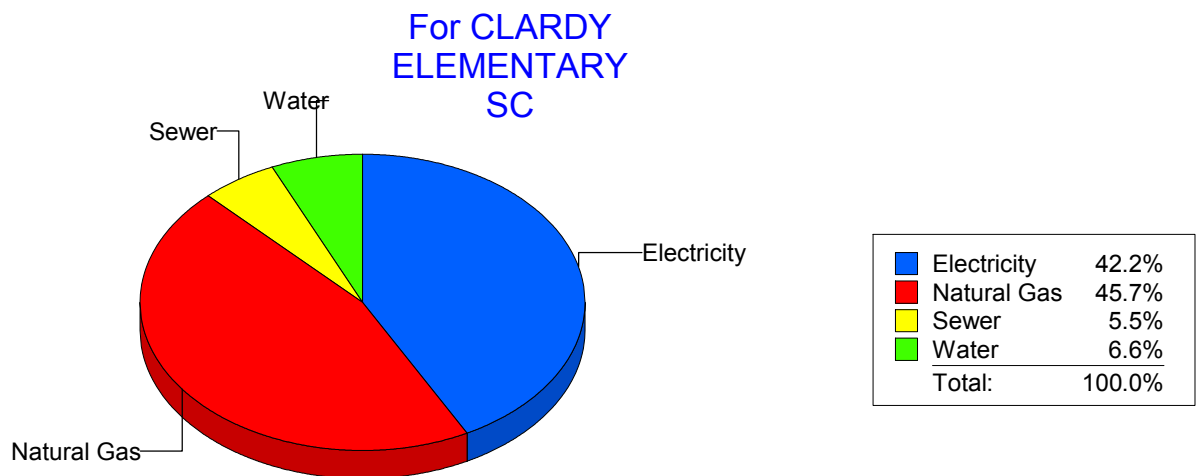
Energy CAP

Cost Avoidance Program

Cost Summary Graph

Grouped by Energy Type

Energy Type	Use	Units	Meter Cost	Special Charges	Total Cost	Avg Unit Cost	% of Total Cost
Site: CLARDY ELEMENTARY SC - CLARDY ELEMENTARY SC							
Electricity	29,565	KWH	\$3,488.09	\$0.00	\$3,488.09	0.1180	42.22%
Natural Gas	6,269	CCF	\$3,771.84	\$0.00	\$3,771.84	0.6017	45.66%
Water	249	CCF	\$548.87	\$0.00	\$548.87	2.2043	6.64%
Sewer	199	CCF	\$452.58	\$0.00	\$452.58	2.2743	5.48%
Total Cost:			\$8,261.38	\$0.00	\$8,261.38		



Filters: Cost Center Name Not Equal To DoNotReport; Billing Period Equal To 201102

elpaso

Energy CAP

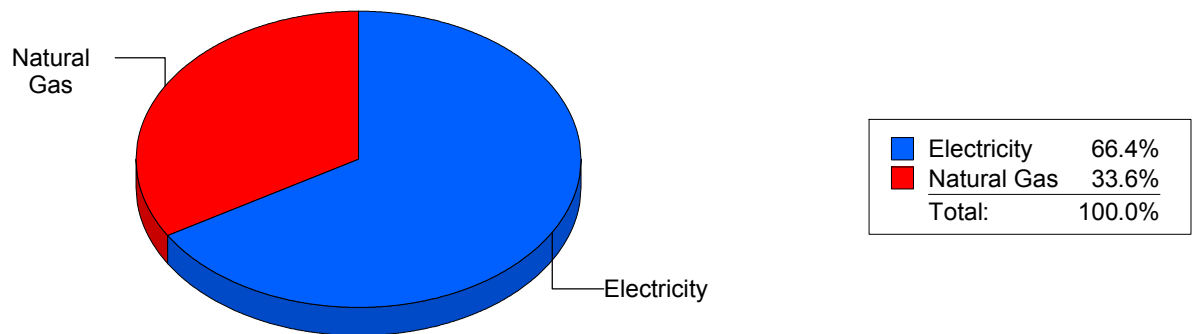
Cost Avoidance Program

Cost Summary Graph

Grouped by Energy Type

Energy Type	Use	Units	Meter Cost	Special Charges	Total Cost	Avg Unit Cost	% of Total Cost
Site: CLENDININ - CLENDININ							
Electricity	40,500	KWH	\$4,578.53	\$0.00	\$4,578.53	0.1131	66.41%
Natural Gas	3,850	CCF	\$2,315.73	\$0.00	\$2,315.73	0.6015	33.59%
Total Cost:			\$6,894.26	\$0.00	\$6,894.26		

For CLENDININ



Filters: Cost Center Name Not Equal To DoNotReport; Billing Period Equal To 201102

elpaso

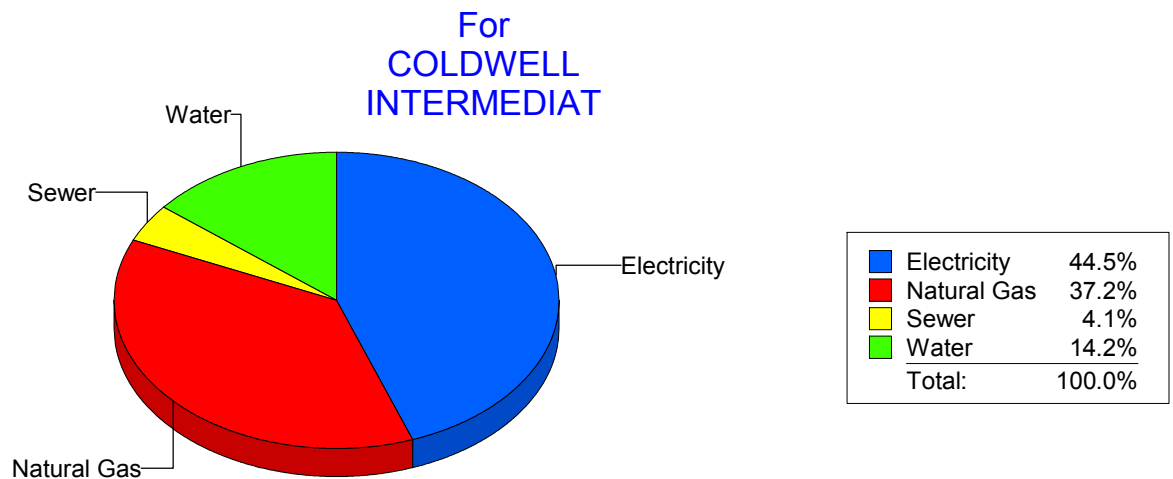
Energy CAP

Cost Avoidance Program

Cost Summary Graph

Grouped by Energy Type

Energy Type	Use	Units	Meter Cost	Special Charges	Total Cost	Avg Unit Cost	% of Total Cost
Site: COLDWELL INTERMEDIAT - COLDWELL INTERMEDIAT							
Electricity	30,966	KWH	\$3,131.79	\$0.00	\$3,131.79	0.1011	44.52%
Natural Gas	4,328	CCF	\$2,620.46	\$0.00	\$2,620.46	0.6055	37.25%
Water	229	CCF	\$995.57	\$0.00	\$995.57	4.3475	14.15%
Sewer	89	CCF	\$286.99	\$0.00	\$286.99	3.2246	4.08%
Total Cost:			\$7,034.81	\$0.00	\$7,034.81		



Filters: Cost Center Name Not Equal To DoNotReport; Billing Period Equal To 201102

elpaso

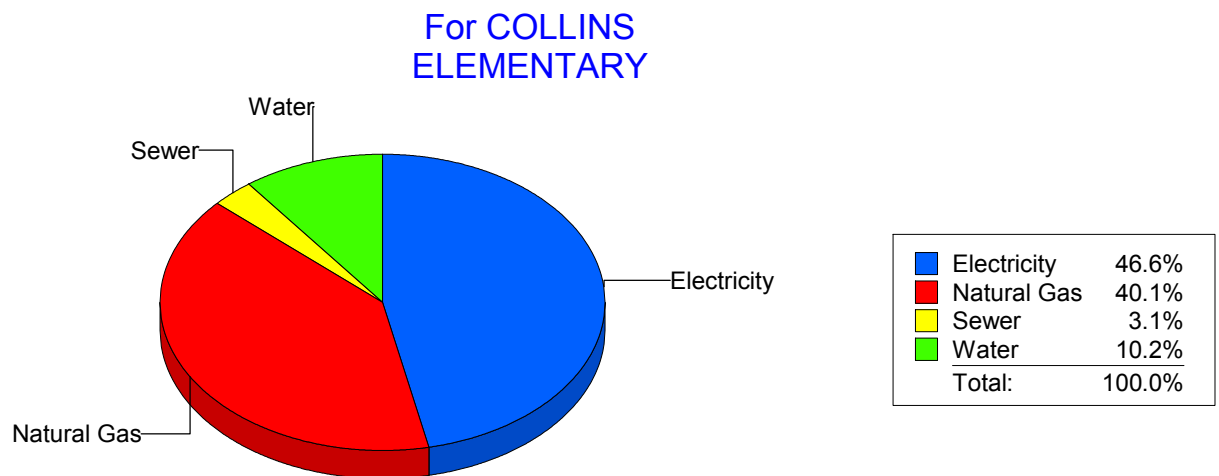
Energy CAP

Cost Avoidance Program

Cost Summary Graph

Grouped by Energy Type

Energy Type	Use	Units	Meter Cost	Special Charges	Total Cost	Avg Unit Cost	% of Total Cost
Site: COLLINS ELEMENTARY - COLLINS ELEMENTARY							
Electricity	54,320	KWH	\$5,510.14	\$0.00	\$5,510.14	0.1014	46.59%
Natural Gas	7,992	CCF	\$4,739.79	\$0.00	\$4,739.79	0.5931	40.08%
Water	420	CCF	\$1,205.00	\$0.00	\$1,205.00	2.8690	10.19%
Sewer	184	CCF	\$371.29	\$0.00	\$371.29	2.0179	3.14%
Total Cost:			\$11,826.22	\$0.00	\$11,826.22		



Filters: Cost Center Name Not Equal To DoNotReport; Billing Period Equal To 201102

elpaso

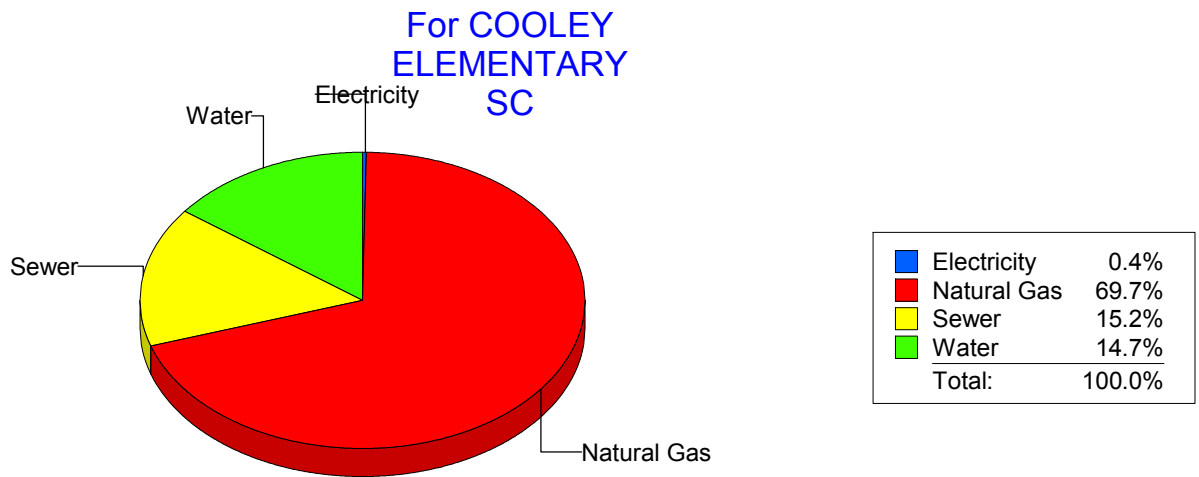
Energy CAP

Cost Avoidance Program

Cost Summary Graph

Grouped by Energy Type

Energy Type	Use	Units	Meter Cost	Special Charges	Total Cost	Avg Unit Cost	% of Total Cost
Site: COOLEY ELEMENTARY SC - COOLEY ELEMENTARY SC							
Electricity	0 KWH		\$16.56	\$0.00	\$16.56	0.0000	0.40%
Natural Gas	4,810 CCF		\$2,877.56	\$0.00	\$2,877.56	0.5982	69.66%
Water	214 CCF		\$608.91	\$0.00	\$608.91	2.8454	14.74%
Sewer	249 CCF		\$627.80	\$0.00	\$627.80	2.5213	15.20%
Total Cost:			\$4,130.83	\$0.00	\$4,130.83		



Filters: Cost Center Name Not Equal To DoNotReport; Billing Period Equal To 201102

elpaso

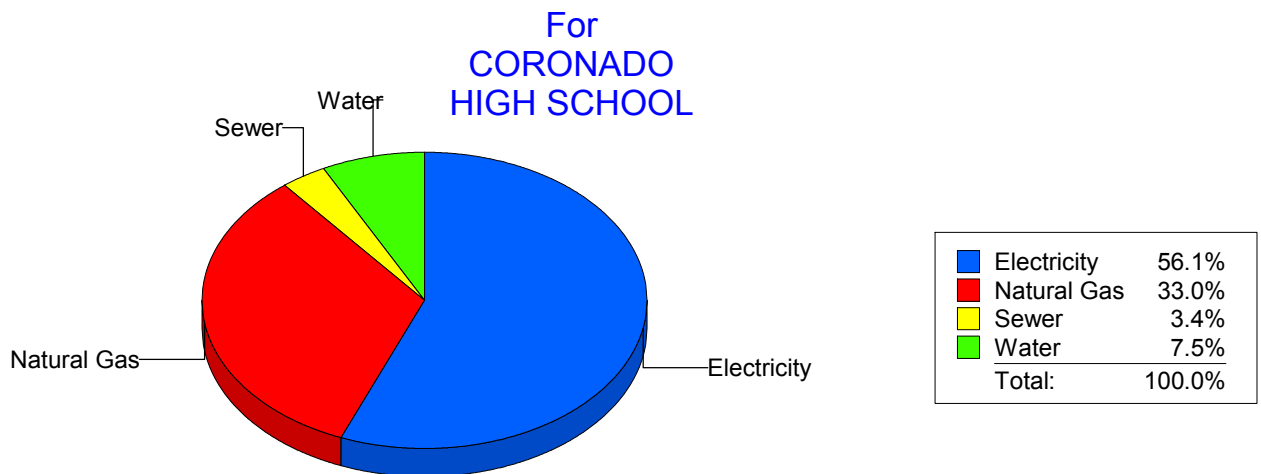
Energy CAP

Cost Avoidance Program

Cost Summary Graph

Grouped by Energy Type

Energy Type	Use	Units	Meter Cost	Special Charges	Total Cost	Avg Unit Cost	% of Total Cost
Site: CORONADO HIGH SCHOOL - CORONADO HIGH SCHOOL							
Electricity	207,970	KWH	\$20,394.24	\$0.00	\$20,394.24	0.0981	56.11%
Natural Gas	20,285	CCF	\$11,994.28	\$0.00	\$11,994.28	0.5913	33.00%
Water	1,635	CCF	\$2,708.46	\$0.00	\$2,708.46	1.6566	7.45%
Sewer	752	CCF	\$1,249.45	\$0.00	\$1,249.45	1.6615	3.44%
Total Cost:			\$36,346.43	\$0.00	\$36,346.43		



Filters: Cost Center Name Not Equal To DoNotReport; Billing Period Equal To 201102

elpaso

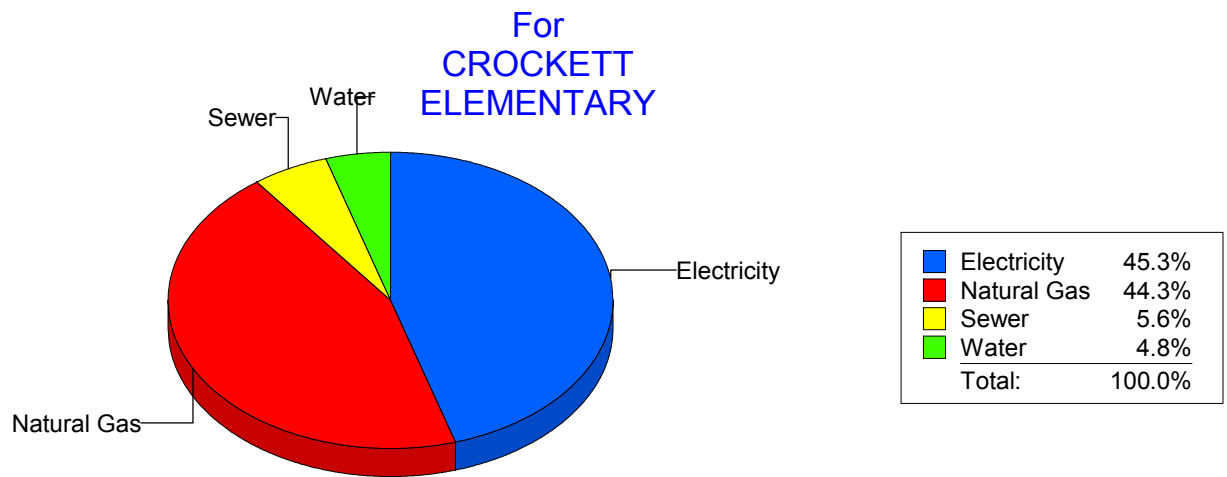
Energy CAP

Cost Avoidance Program

Cost Summary Graph

Grouped by Energy Type

Energy Type	Use	Units	Meter Cost	Special Charges	Total Cost	Avg Unit Cost	% of Total Cost
Site: CROCKETT - CROCKETT ELEMENTARY							
Electricity	32,800	KWH	\$3,348.56	\$0.00	\$3,348.56	0.1021	45.26%
Natural Gas	5,496	CCF	\$3,279.03	\$0.00	\$3,279.03	0.5966	44.32%
Water	131	CCF	\$357.52	\$0.00	\$357.52	2.7292	4.83%
Sewer	227	CCF	\$412.77	\$0.00	\$412.77	1.8184	5.58%
Total Cost:			\$7,397.88	\$0.00	\$7,397.88		



Filters: Cost Center Name Not Equal To DoNotReport; Billing Period Equal To 201102

elpaso

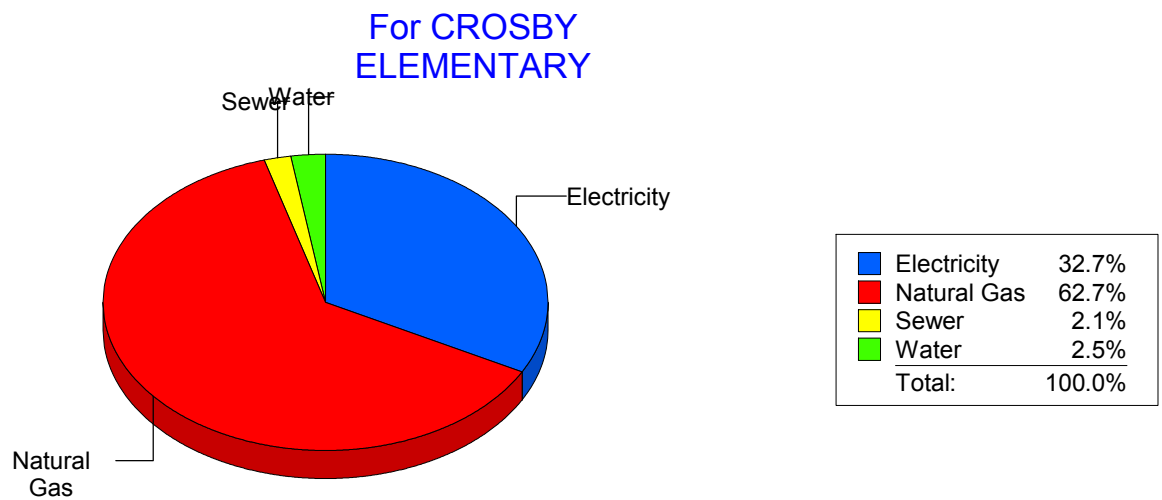
Energy CAP

Cost Avoidance Program

Cost Summary Graph

Grouped by Energy Type

Energy Type	Use	Units	Meter Cost	Special Charges	Total Cost	Avg Unit Cost	% of Total Cost
Site: CROSBY ELEMENTARY - CROSBY ELEMENTARY							
Electricity	36,685	KWH	\$3,572.99	\$0.00	\$3,572.99	0.0974	32.74%
Natural Gas	11,528	CCF	\$6,846.48	\$0.00	\$6,846.48	0.5939	62.74%
Water	98	CCF	\$267.36	\$0.00	\$267.36	2.7282	2.45%
Sewer	79	CCF	\$224.81	\$0.00	\$224.81	2.8457	2.06%
Total Cost:			\$10,911.64	\$0.00	\$10,911.64		



Filters: Cost Center Name Not Equal To DoNotReport; Billing Period Equal To 201102

elpaso

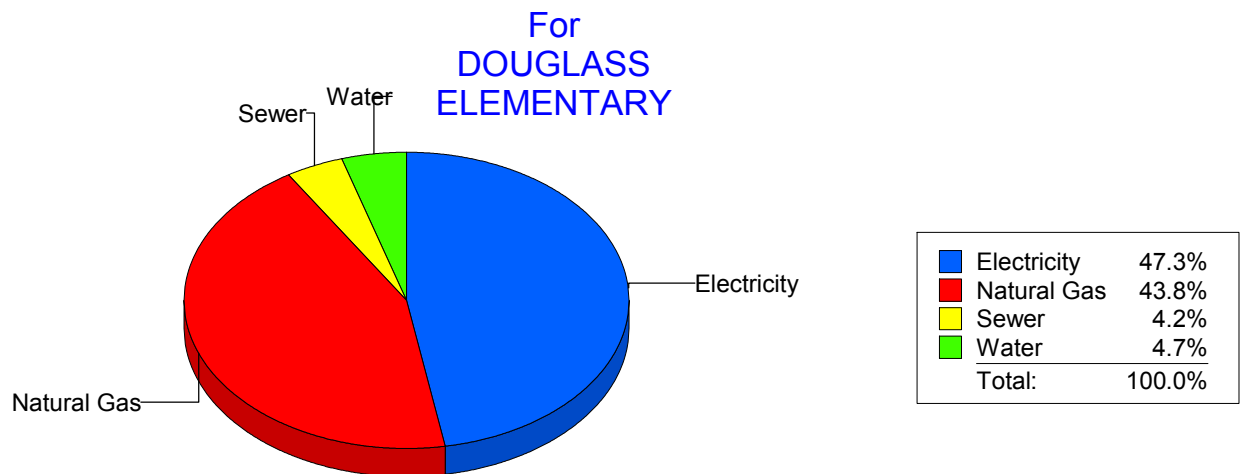
Energy CAP

Cost Avoidance Program

Cost Summary Graph

Grouped by Energy Type

Energy Type	Use	Units	Meter Cost	Special Charges	Total Cost	Avg Unit Cost	% of Total Cost
Site: DOUGLASS ELEMENTARY - DOUGLASS ELEMENTARY							
Electricity	34,786	KWH	\$3,456.45	\$0.00	\$3,456.45	0.0994	47.30%
Natural Gas	5,305	CCF	\$3,198.54	\$0.00	\$3,198.54	0.6029	43.77%
Water	134	CCF	\$343.46	\$0.00	\$343.46	2.5631	4.70%
Sewer	108	CCF	\$308.84	\$0.00	\$308.84	2.8596	4.23%
Total Cost:			\$7,307.29	\$0.00	\$7,307.29		



Filters: Cost Center Name Not Equal To DoNotReport; Billing Period Equal To 201102

elpaso

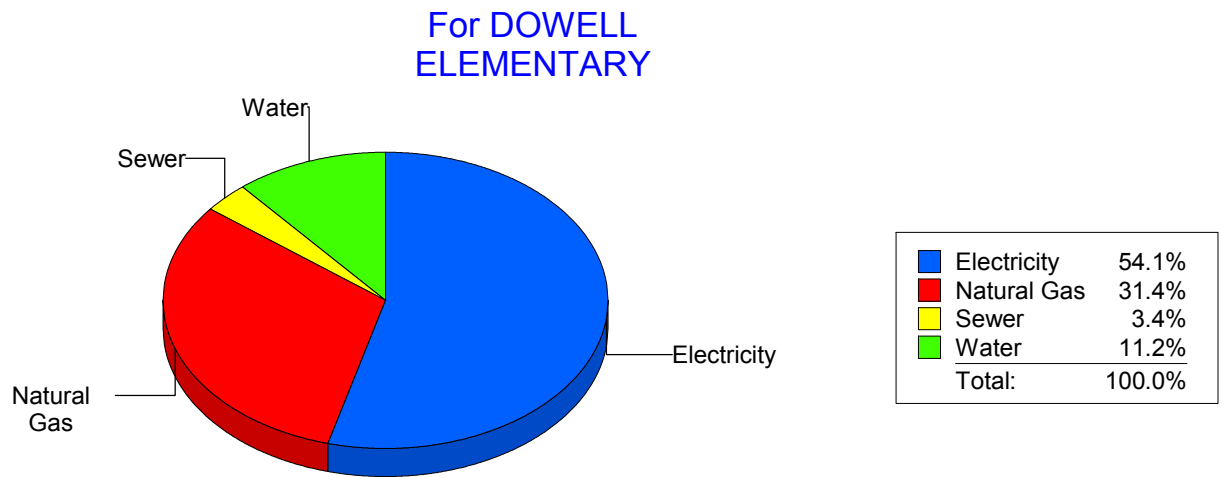
Energy CAP

Cost Avoidance Program

Cost Summary Graph

Grouped by Energy Type

Energy Type	Use	Units	Meter Cost	Special Charges	Total Cost	Avg Unit Cost	% of Total Cost
Site: DOWELL ELEMENTARY - DOWELL ELEMENTARY							
Electricity	24,298	KWH	\$2,526.36	\$0.00	\$2,526.36	0.1040	54.06%
Natural Gas	2,408	CCF	\$1,465.45	\$0.00	\$1,465.45	0.6086	31.36%
Water	255	CCF	\$522.59	\$0.00	\$522.59	2.0494	11.18%
Sewer	86	CCF	\$158.70	\$0.00	\$158.70	1.8453	3.40%
Total Cost:			\$4,673.10	\$0.00	\$4,673.10		



Filters: Cost Center Name Not Equal To DoNotReport; Billing Period Equal To 201102

elpaso

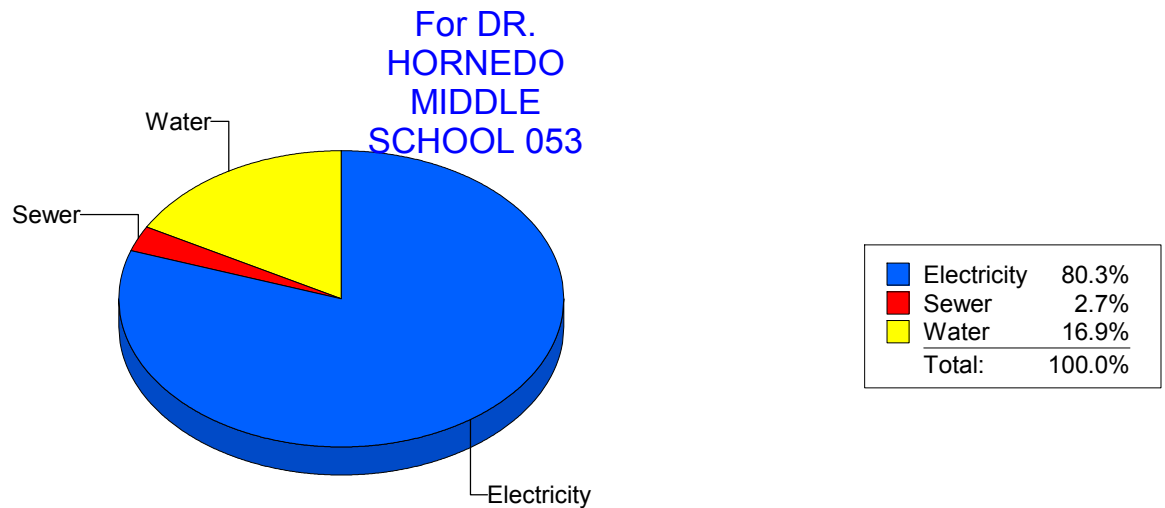
Energy CAP

Cost Avoidance Program

Cost Summary Graph

Grouped by Energy Type

Energy Type	Use	Units	Meter Cost	Special Charges	Total Cost	Avg Unit Cost	% of Total Cost
Site: DRHORNEDOMIDDLESCHOOL - DR. HORNEDO MIDDLE SCHOOL 053							
Electricity	91,200	KWH	\$8,464.99	\$0.00	\$8,464.99	0.0928	80.33%
Water	350	CCF	\$1,783.82	\$0.00	\$1,783.82	5.0966	16.93%
Sewer	182	CCF	\$289.42	\$0.00	\$289.42	1.5902	2.75%
Total Cost:			\$10,538.23	\$0.00	\$10,538.23		



Filters: Cost Center Name Not Equal To DoNotReport; Billing Period Equal To 201102

elpaso

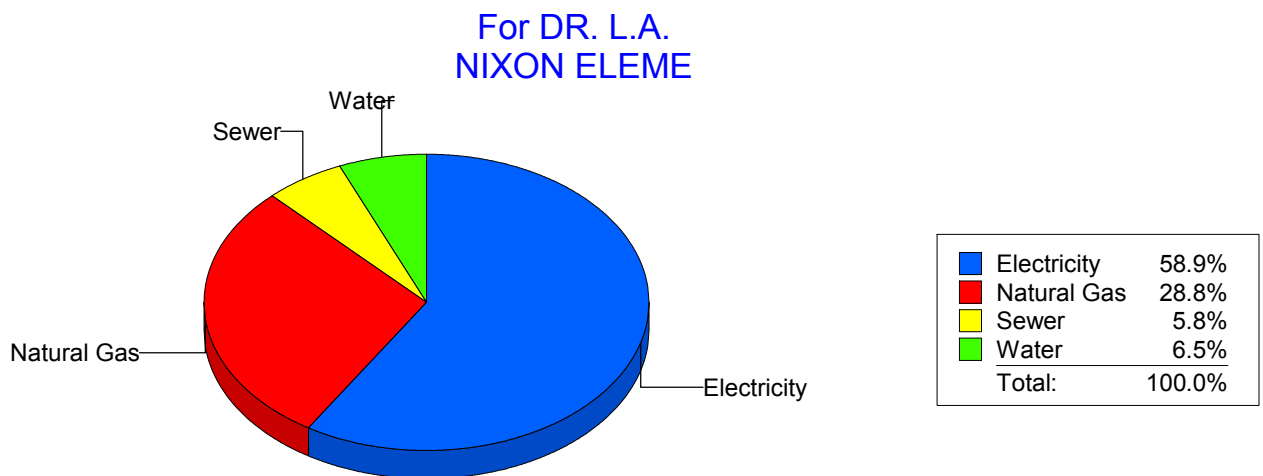
Energy CAP

Cost Avoidance Program

Cost Summary Graph

Grouped by Energy Type

Energy Type	Use	Units	Meter Cost	Special Charges	Total Cost	Avg Unit Cost	% of Total Cost
Site: DR. L.A. NIXON ELEME - DR. L.A. NIXON ELEME							
Electricity	48,460	KWH	\$4,996.80	\$0.00	\$4,996.80	0.1031	58.87%
Natural Gas	4,018	CCF	\$2,445.44	\$0.00	\$2,445.44	0.6086	28.81%
Water	221	CCF	\$550.58	\$0.00	\$550.58	2.4913	6.49%
Sewer	193	CCF	\$494.44	\$0.00	\$494.44	2.5619	5.83%
Total Cost:			\$8,487.26	\$0.00	\$8,487.26		



Filters: Cost Center Name Not Equal To DoNotReport; Billing Period Equal To 201102

elpaso

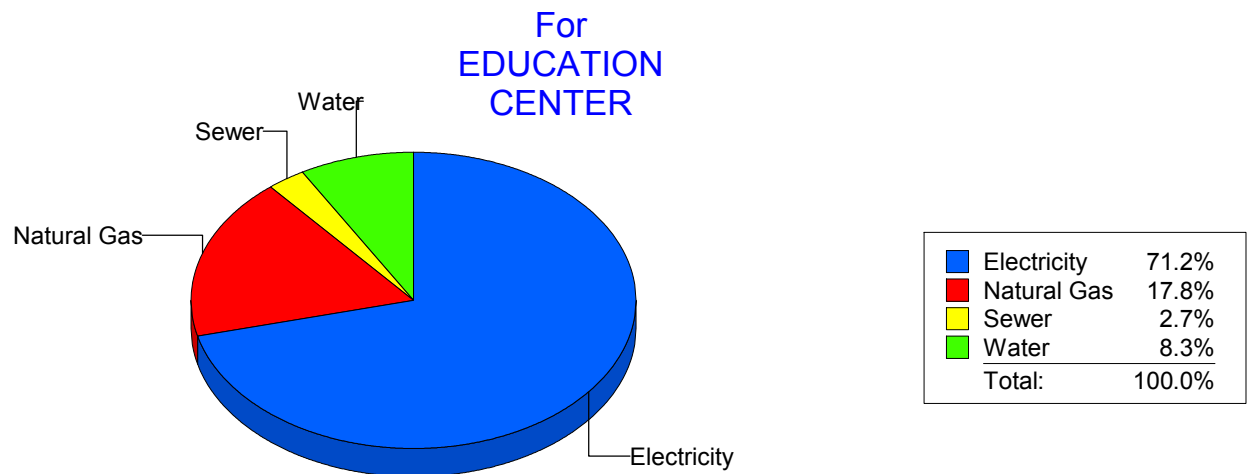
Energy CAP

Cost Avoidance Program

Cost Summary Graph

Grouped by Energy Type

Energy Type	Use	Units	Meter Cost	Special Charges	Total Cost	Avg Unit Cost	% of Total Cost
Site: EDUCATION CENTER - EDUCATION CENTER							
Electricity	265,218	KWH	\$22,525.73	\$0.00	\$22,525.73	0.0849	71.23%
Natural Gas	9,493	CCF	\$5,618.23	\$0.00	\$5,618.23	0.5918	17.77%
Water	899	CCF	\$2,628.90	\$0.00	\$2,628.90	2.9242	8.31%
Sewer	373	CCF	\$849.52	\$0.00	\$849.52	2.2775	2.69%
Total Cost:			\$31,622.38	\$0.00	\$31,622.38		



Filters: Cost Center Name Not Equal To DoNotReport; Billing Period Equal To 201102

elpaso

Energy CAP

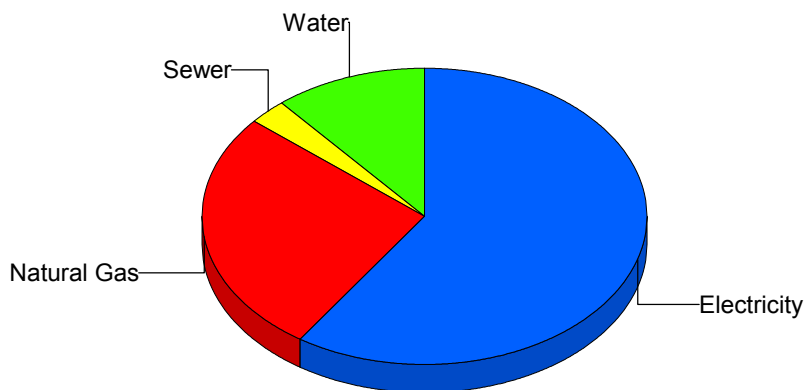
Cost Avoidance Program

Cost Summary Graph

Grouped by Energy Type

Energy Type	Use	Units	Meter Cost	Special Charges	Total Cost	Avg Unit Cost	% of Total Cost
Site: EL PASO HIGH SCHOOL - EL PASO HIGH SCHOOL							
Electricity	155,957	KWH	\$16,912.27	\$0.00	\$16,912.27	0.1084	59.42%
Natural Gas	12,533	CCF	\$7,608.60	\$0.00	\$7,608.60	0.6071	26.73%
Water	922	CCF	\$3,127.60	\$0.00	\$3,127.60	3.3922	10.99%
Sewer	315	CCF	\$811.85	\$0.00	\$811.85	2.5773	2.85%
Total Cost:			\$28,460.32	\$0.00	\$28,460.32		

For EL PASO
HIGH SCHOOL



Electricity	59.4%
Natural Gas	26.7%
Sewer	2.9%
Water	11.0%
Total:	100.0%

Filters: Cost Center Name Not Equal To DoNotReport; Billing Period Equal To 201102

elpaso

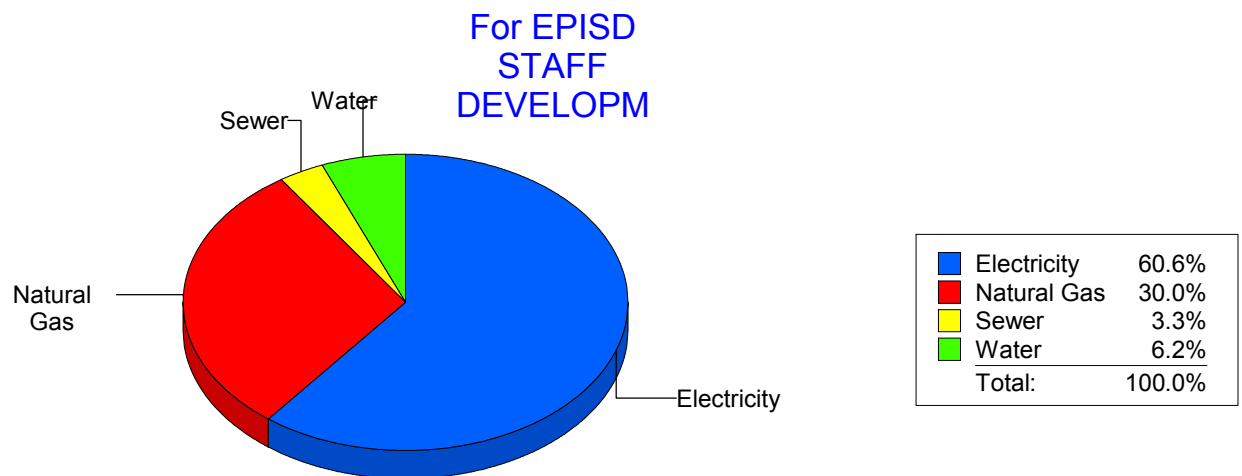
Energy CAP

Cost Avoidance Program

Cost Summary Graph

Grouped by Energy Type

Energy Type	Use	Units	Meter Cost	Special Charges	Total Cost	Avg Unit Cost	% of Total Cost
Site: EPISD STAFF DEVELOPM - EPISD STAFF DEVELOPM							
Electricity	12,240	KWH	\$1,314.38	\$0.00	\$1,314.38	0.1074	60.62%
Natural Gas	1,037	CCF	\$649.42	\$0.00	\$649.42	0.6262	29.95%
Water	37	CCF	\$133.39	\$0.00	\$133.39	3.6051	6.15%
Sewer	17	CCF	\$71.07	\$0.00	\$71.07	4.1806	3.28%
Total Cost:			\$2,168.26	\$0.00	\$2,168.26		



Filters: Cost Center Name Not Equal To DoNotReport; Billing Period Equal To 201102

elpaso

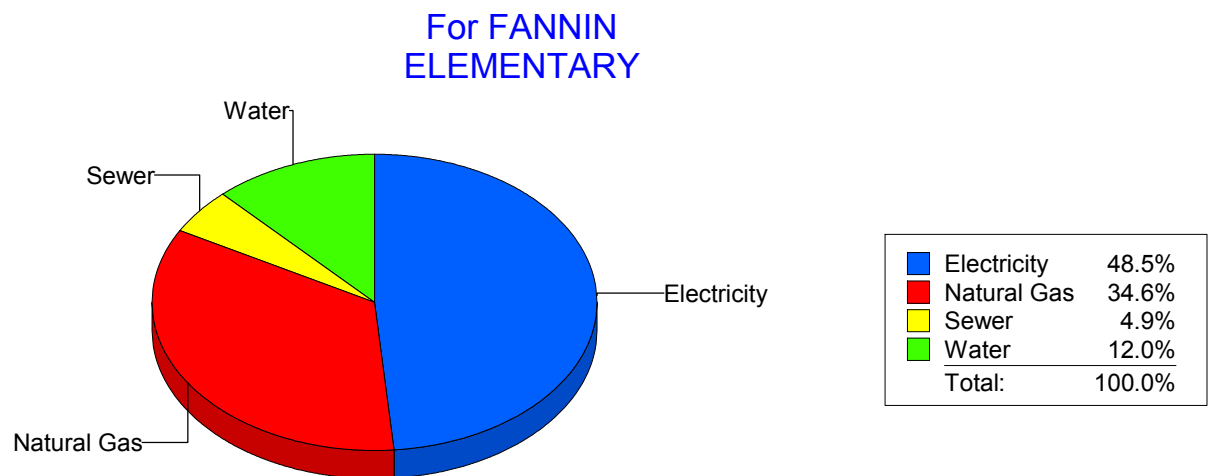
Energy CAP

Cost Avoidance Program

Cost Summary Graph

Grouped by Energy Type

Energy Type	Use	Units	Meter Cost	Special Charges	Total Cost	Avg Unit Cost	% of Total Cost
Site: FANNIN ELEMENTARY - FANNIN ELEMENTARY							
Electricity	32,517	KWH	\$4,154.31	\$0.00	\$4,154.31	0.1278	48.55%
Natural Gas	4,847	CCF	\$2,963.65	\$0.00	\$2,963.65	0.6114	34.63%
Water	407	CCF	\$1,023.50	\$0.00	\$1,023.50	2.5147	11.96%
Sewer	170	CCF	\$415.75	\$0.00	\$415.75	2.4456	4.86%
Total Cost:			\$8,557.21	\$0.00	\$8,557.21		



Filters: Cost Center Name Not Equal To DoNotReport; Billing Period Equal To 201102

elpaso

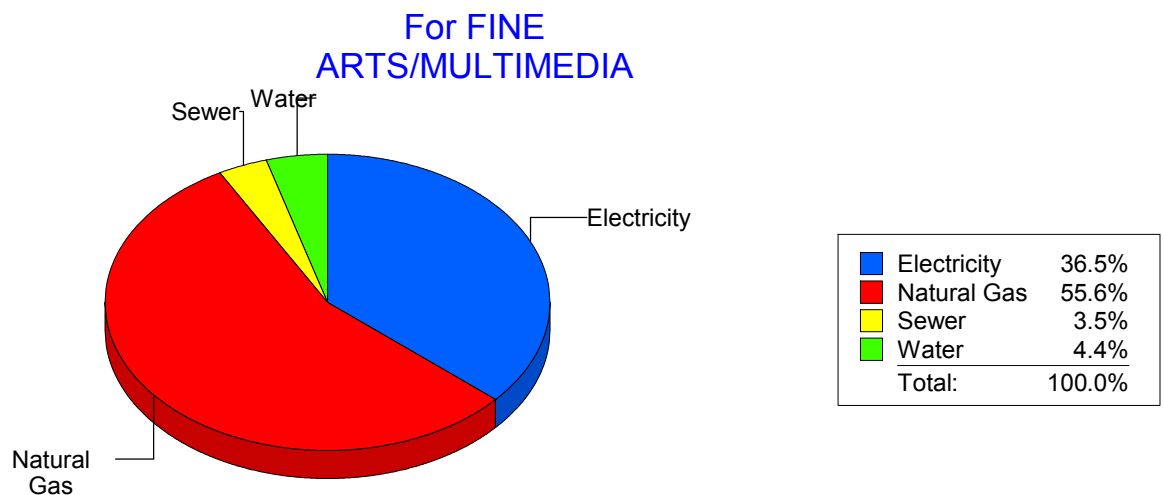
Energy CAP

Cost Avoidance Program

Cost Summary Graph

Grouped by Energy Type

Energy Type	Use	Units	Meter Cost	Special Charges	Total Cost	Avg Unit Cost	% of Total Cost
Site: FINE ARTS/MULTIMEDIA - FINE ARTS/MULTIMEDIA							
Electricity	8,891	KWH	\$1,179.72	\$0.00	\$1,179.72	0.1327	36.50%
Natural Gas	2,962	CCF	\$1,795.65	\$0.00	\$1,795.65	0.6062	55.56%
Water	55	CCF	\$142.38	\$0.00	\$142.38	2.5887	4.41%
Sewer	41	CCF	\$114.31	\$0.00	\$114.31	2.7880	3.54%
Total Cost:			\$3,232.06	\$0.00	\$3,232.06		



Filters: Cost Center Name Not Equal To DoNotReport; Billing Period Equal To 201102

elpaso

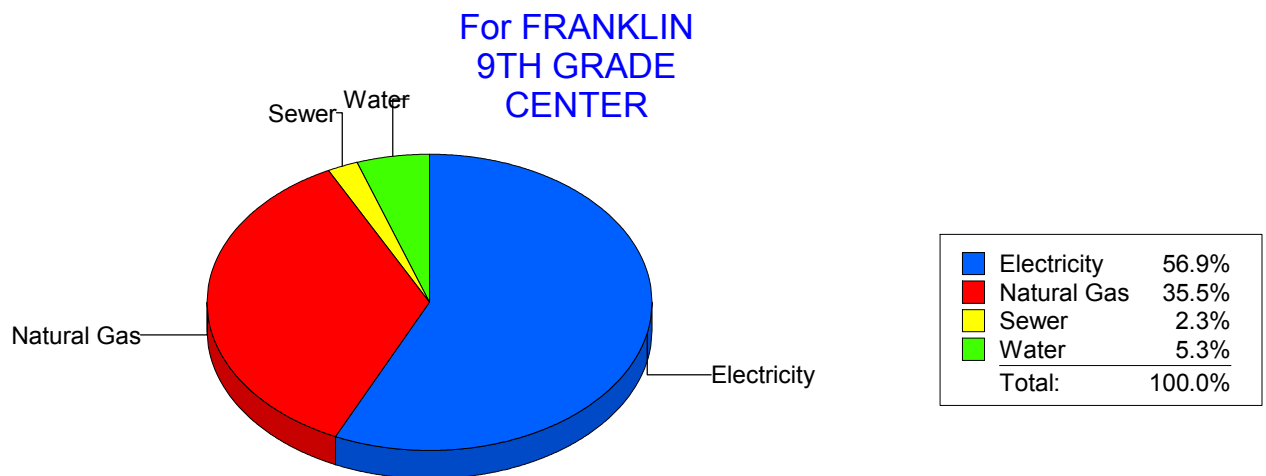
Energy CAP

Cost Avoidance Program

Cost Summary Graph

Grouped by Energy Type

Energy Type	Use	Units	Meter Cost	Special Charges	Total Cost	Avg Unit Cost	% of Total Cost
Site: FRANKLIN9THGRADECENTER - FRANKLIN 9TH GRADE CENTER							
Electricity	130,000	KWH	\$11,337.08	\$0.00	\$11,337.08	0.0872	56.89%
Natural Gas	13,227	CCF	\$7,083.52	\$0.00	\$7,083.52	0.5355	35.54%
Water	802	CCF	\$1,057.86	\$0.00	\$1,057.86	1.3190	5.31%
Sewer	188	CCF	\$450.71	\$0.00	\$450.71	2.3974	2.26%
Total Cost:			\$19,929.17	\$0.00	\$19,929.17		



Filters: Cost Center Name Not Equal To DoNotReport; Billing Period Equal To 201102

elpaso

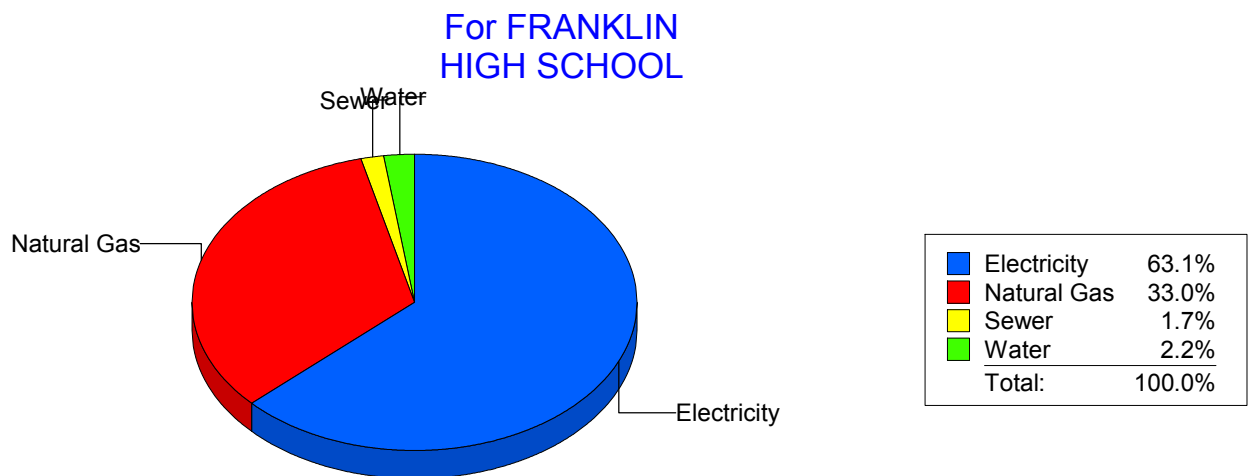
Energy CAP

Cost Avoidance Program

Cost Summary Graph

Grouped by Energy Type

Energy Type	Use	Units	Meter Cost	Special Charges	Total Cost	Avg Unit Cost	% of Total Cost
Site: FRANKLIN HIGH SCHOOL - FRANKLIN HIGH SCHOOL							
Electricity	294,979	KWH	\$26,423.28	\$0.00	\$26,423.28	0.0896	63.10%
Natural Gas	23,465	CCF	\$13,824.58	\$0.00	\$13,824.58	0.5892	33.02%
Water	465	CCF	\$904.12	\$0.00	\$904.12	1.9443	2.16%
Sewer	401	CCF	\$721.22	\$0.00	\$721.22	1.7986	1.72%
Total Cost:			\$41,873.20	\$0.00	\$41,873.20		



Filters: Cost Center Name Not Equal To DoNotReport; Billing Period Equal To 201102

elpaso

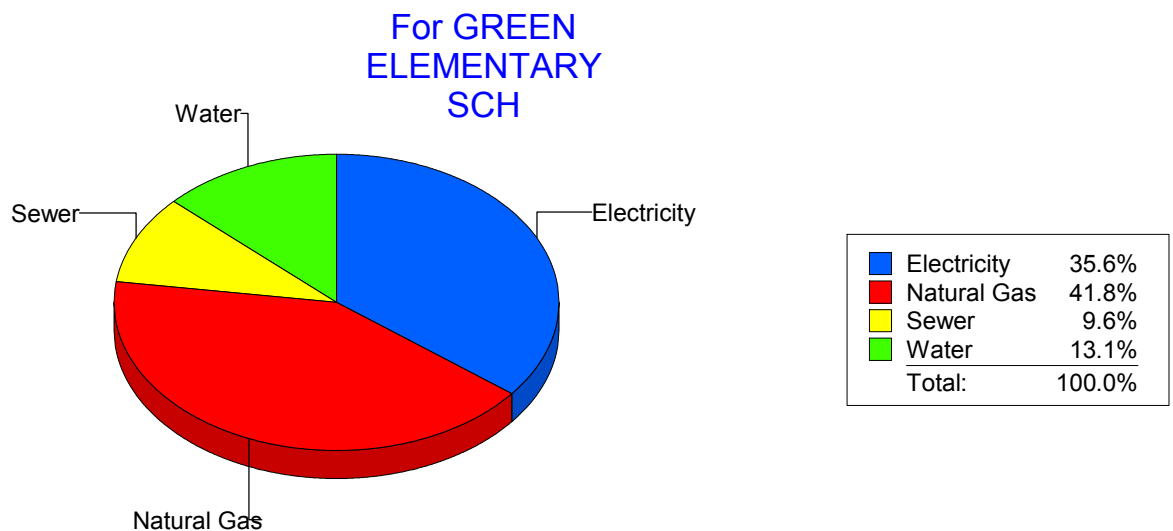
Energy CAP

Cost Avoidance Program

Cost Summary Graph

Grouped by Energy Type

Energy Type	Use	Units	Meter Cost	Special Charges	Total Cost	Avg Unit Cost	% of Total Cost
Site: GREEN ELEMENTARY SCH - GREEN ELEMENTARY SCH							
Electricity	30,300	KWH	\$3,299.36	\$0.00	\$3,299.36	0.1089	35.56%
Natural Gas	6,450	CCF	\$3,877.76	\$0.00	\$3,877.76	0.6012	41.80%
Water	635	CCF	\$1,213.19	\$0.00	\$1,213.19	1.9105	13.08%
Sewer	483	CCF	\$887.60	\$0.00	\$887.60	1.8377	9.57%
Total Cost:			\$9,277.91	\$0.00	\$9,277.91		



Filters: Cost Center Name Not Equal To DoNotReport; Billing Period Equal To 201102

elpaso

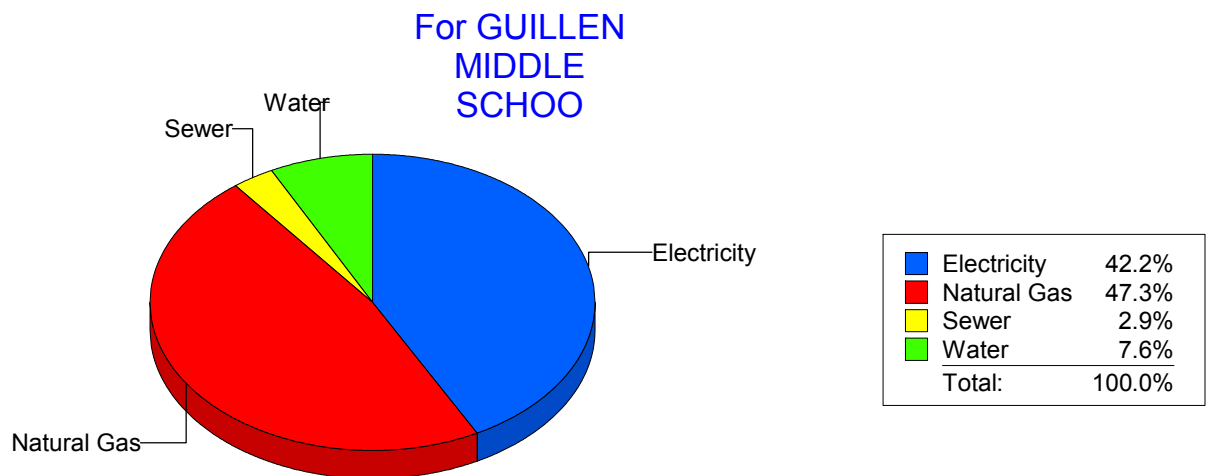
Energy CAP

Cost Avoidance Program

Cost Summary Graph

Grouped by Energy Type

Energy Type	Use	Units	Meter Cost	Special Charges	Total Cost	Avg Unit Cost	% of Total Cost
Site: GUILLEN MIDDLE SCHOO - GUILLEN MIDDLE SCHOO							
Electricity	76,619	KWH	\$7,137.42	\$0.00	\$7,137.42	0.0932	42.19%
Natural Gas	13,453	CCF	\$7,998.34	\$0.00	\$7,998.34	0.5945	47.28%
Water	517	CCF	\$1,287.69	\$0.00	\$1,287.69	2.4907	7.61%
Sewer	230	CCF	\$491.95	\$0.00	\$491.95	2.1389	2.91%
Total Cost:			\$16,915.40	\$0.00	\$16,915.40		



Filters: Cost Center Name Not Equal To DoNotReport; Billing Period Equal To 201102

elpaso

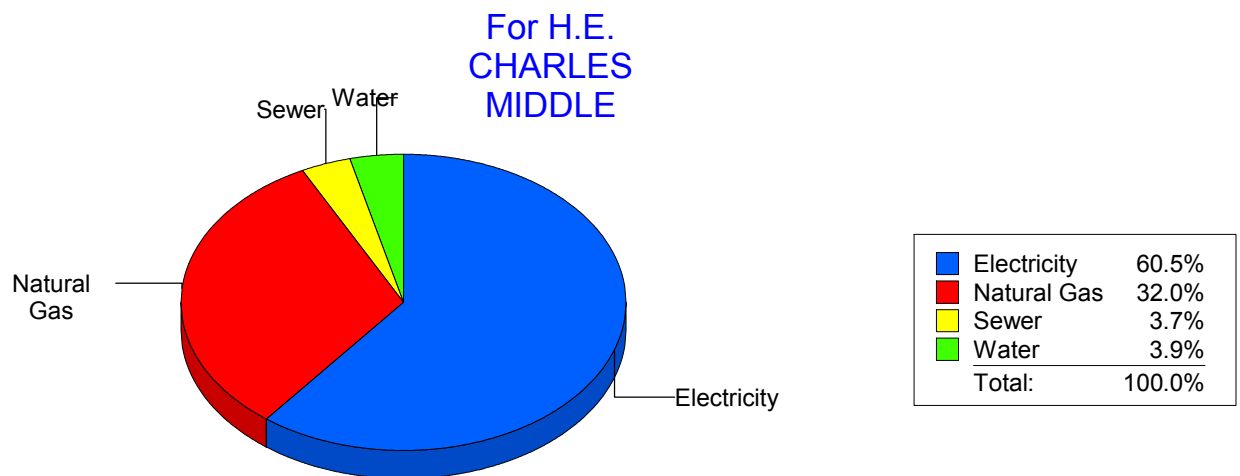
Energy CAP

Cost Avoidance Program

Cost Summary Graph

Grouped by Energy Type

Energy Type	Use	Units	Meter Cost	Special Charges	Total Cost	Avg Unit Cost	% of Total Cost
Site: H.E. CHARLES MIDDLE - H.E. CHARLES MIDDLE							
Electricity	64,206	KWH	\$7,023.58	\$0.00	\$7,023.58	0.1094	60.49%
Natural Gas	6,239	CCF	\$3,713.88	\$0.00	\$3,713.88	0.5953	31.99%
Water	161	CCF	\$448.76	\$0.00	\$448.76	2.7873	3.87%
Sewer	167	CCF	\$424.04	\$0.00	\$424.04	2.5392	3.65%
Total Cost:			\$11,610.26	\$0.00	\$11,610.26		



Filters: Cost Center Name Not Equal To DoNotReport; Billing Period Equal To 201102

elpaso

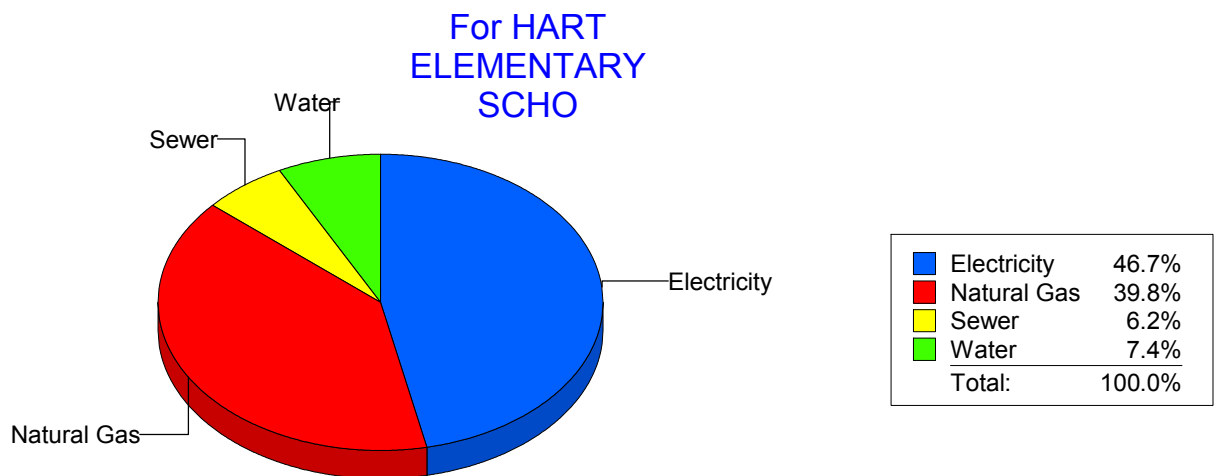
Energy CAP

Cost Avoidance Program

Cost Summary Graph

Grouped by Energy Type

Energy Type	Use	Units	Meter Cost	Special Charges	Total Cost	Avg Unit Cost	% of Total Cost
Site: HART ELEMENTARY SCHO - HART ELEMENTARY SCHO							
Electricity	19,935	KWH	\$2,258.74	\$0.00	\$2,258.74	0.1133	46.70%
Natural Gas	3,181	CCF	\$1,924.20	\$0.00	\$1,924.20	0.6049	39.78%
Water	152	CCF	\$356.29	\$0.00	\$356.29	2.3440	7.37%
Sewer	118	CCF	\$297.58	\$0.00	\$297.58	2.5219	6.15%
Total Cost:			\$4,836.81	\$0.00	\$4,836.81		



Filters: Cost Center Name Not Equal To DoNotReport; Billing Period Equal To 201102

elpaso

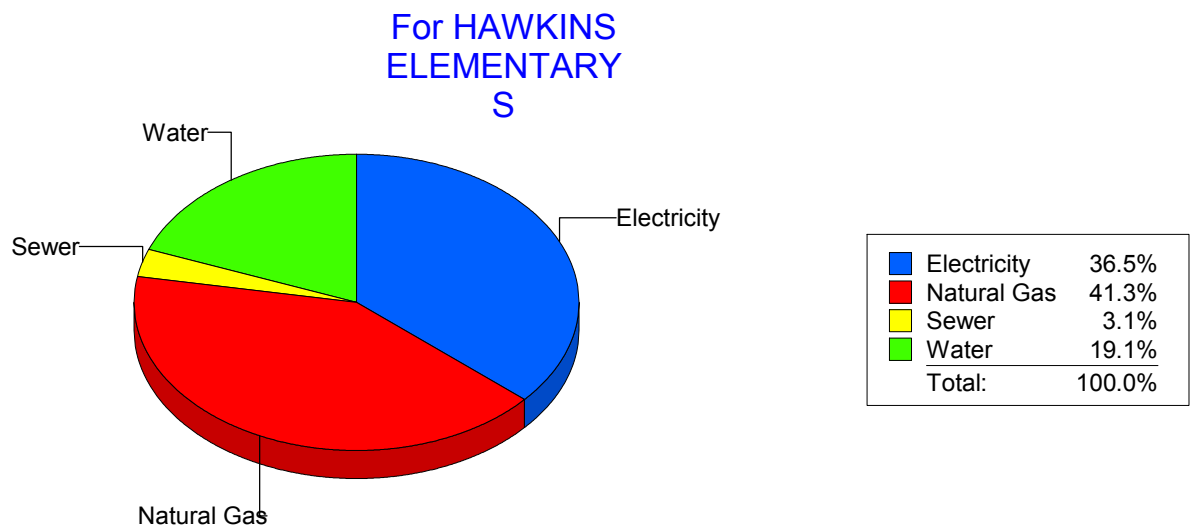
Energy CAP

Cost Avoidance Program

Cost Summary Graph

Grouped by Energy Type

Energy Type	Use	Units	Meter Cost	Special Charges	Total Cost	Avg Unit Cost	% of Total Cost
Site: HAWKINS ELEMENTARY S - HAWKINS ELEMENTARY S							
Electricity	23,317	KWH	\$2,129.69	\$0.00	\$2,129.69	0.0913	36.52%
Natural Gas	4,009	CCF	\$2,408.79	\$0.00	\$2,408.79	0.6008	41.31%
Water	254	CCF	\$1,112.48	\$0.00	\$1,112.48	4.3798	19.08%
Sewer	44	CCF	\$180.36	\$0.00	\$180.36	4.0991	3.09%
Total Cost:			\$5,831.32	\$0.00	\$5,831.32		



Filters: Cost Center Name Not Equal To DoNotReport; Billing Period Equal To 201102

elpaso

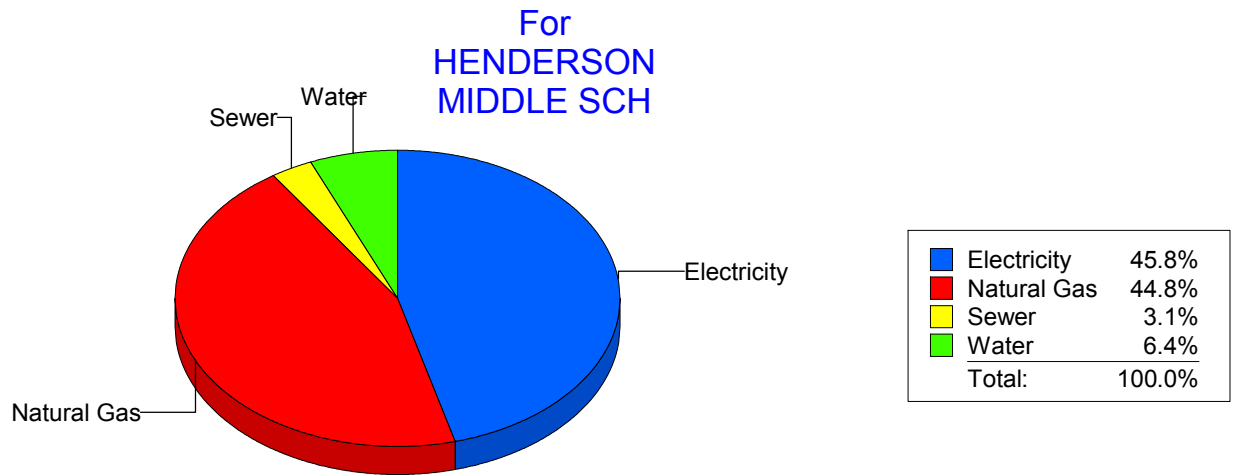
Energy CAP

Cost Avoidance Program

Cost Summary Graph

Grouped by Energy Type

Energy Type	Use	Units	Meter Cost	Special Charges	Total Cost	Avg Unit Cost	% of Total Cost
Site: HENDERSON MIDDLE SCH - HENDERSON MIDDLE SCH							
Electricity	44,995	KWH	\$4,625.55	\$0.00	\$4,625.55	0.1028	45.79%
Natural Gas	7,618	CCF	\$4,520.92	\$0.00	\$4,520.92	0.5935	44.75%
Water	295	CCF	\$647.17	\$0.00	\$647.17	2.1938	6.41%
Sewer	194	CCF	\$308.62	\$0.00	\$308.62	1.5908	3.05%
Total Cost:			\$10,102.26	\$0.00	\$10,102.26		



Filters: Cost Center Name Not Equal To DoNotReport; Billing Period Equal To 201102

elpaso

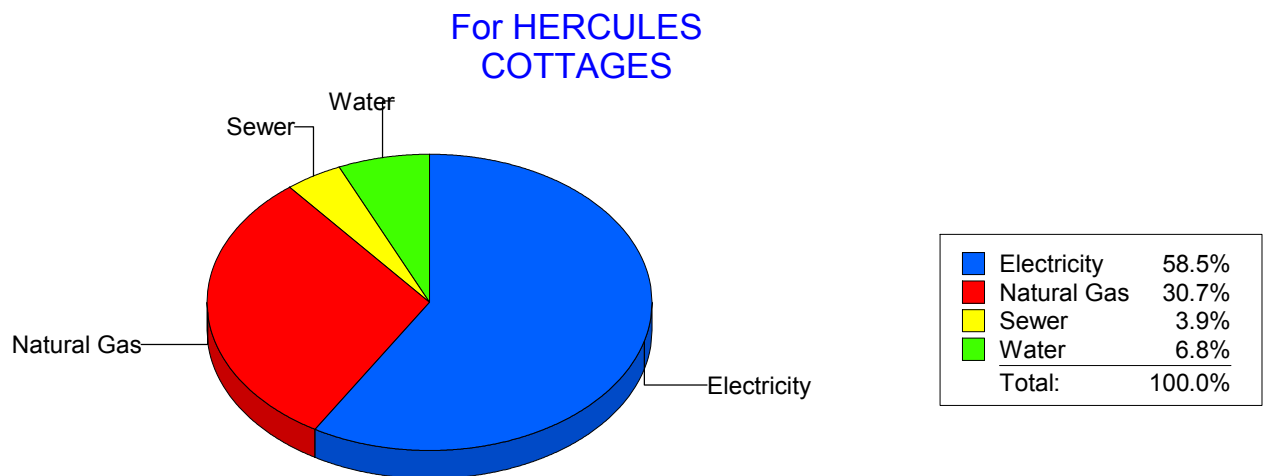
Energy CAP

Cost Avoidance Program

Cost Summary Graph

Grouped by Energy Type

Energy Type	Use	Units	Meter Cost	Special Charges	Total Cost	Avg Unit Cost	% of Total Cost
Site: HERCULES COTTAGES - HERCULES COTTAGES							
Electricity	5,846	KWH	\$794.42	\$0.00	\$794.42	0.1359	58.55%
Natural Gas	497	CCF	\$417.10	\$0.00	\$417.10	0.8392	30.74%
Water	29	CCF	\$92.21	\$0.00	\$92.21	3.1797	6.80%
Sewer	18	CCF	\$53.19	\$0.00	\$53.19	2.9550	3.92%
Total Cost:			\$1,356.92	\$0.00	\$1,356.92		



Filters: Cost Center Name Not Equal To DoNotReport; Billing Period Equal To 201102

elpaso

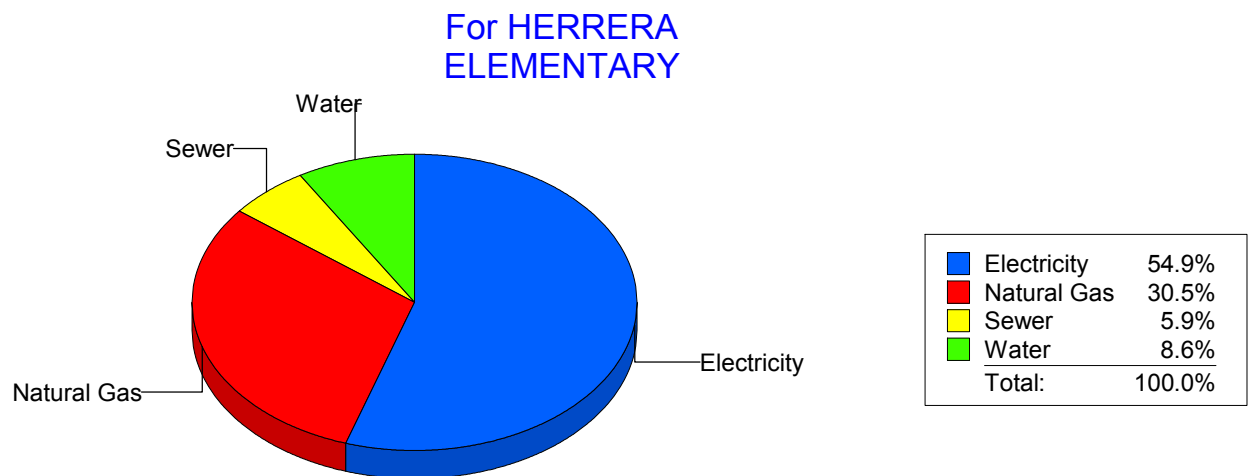
Energy CAP

Cost Avoidance Program

Cost Summary Graph

Grouped by Energy Type

Energy Type	Use	Units	Meter Cost	Special Charges	Total Cost	Avg Unit Cost	% of Total Cost
Site: HERRERA - HERRERA ELEMENTARY							
Electricity	44,200	KWH	\$5,128.99	\$0.00	\$5,128.99	0.1160	54.90%
Natural Gas	4,768	CCF	\$2,852.98	\$0.00	\$2,852.98	0.5984	30.54%
Water	241	CCF	\$805.72	\$0.00	\$805.72	3.3432	8.62%
Sewer	270	CCF	\$554.85	\$0.00	\$554.85	2.0550	5.94%
Total Cost:			\$9,342.54	\$0.00	\$9,342.54		



Filters: Cost Center Name Not Equal To DoNotReport; Billing Period Equal To 201102

elpaso

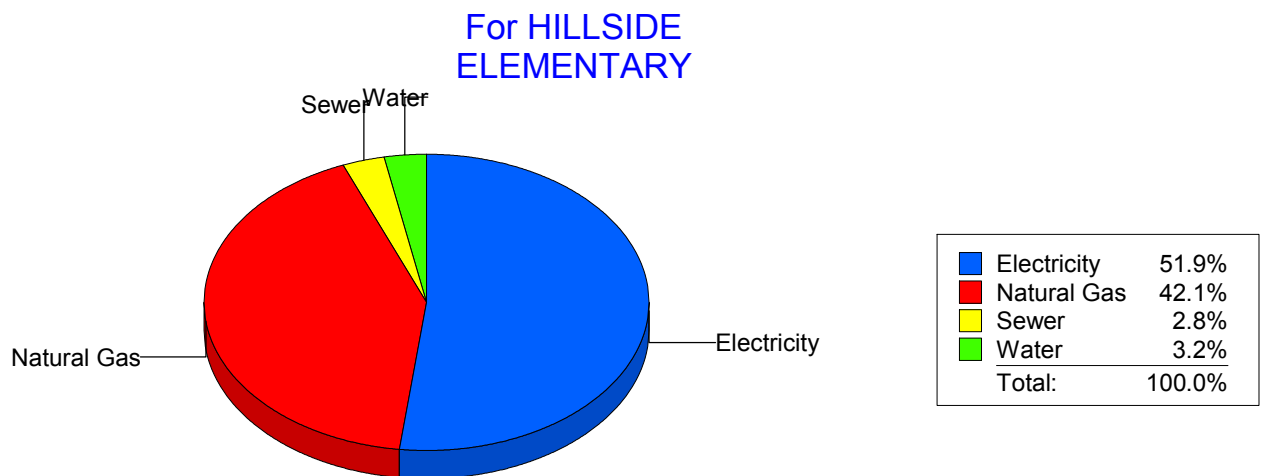
Energy CAP

Cost Avoidance Program

Cost Summary Graph

Grouped by Energy Type

Energy Type	Use	Units	Meter Cost	Special Charges	Total Cost	Avg Unit Cost	% of Total Cost
Site: HILLSIDE ELEMENTARY - HILLSIDE ELEMENTARY							
Electricity	53,338	KWH	\$5,735.76	\$0.00	\$5,735.76	0.1075	51.87%
Natural Gas	7,672	CCF	\$4,659.58	\$0.00	\$4,659.58	0.6073	42.14%
Water	111	CCF	\$348.77	\$0.00	\$348.77	3.1421	3.15%
Sewer	89	CCF	\$312.88	\$0.00	\$312.88	3.5155	2.83%
Total Cost:			\$11,056.99	\$0.00	\$11,056.99		



Filters: Cost Center Name Not Equal To DoNotReport; Billing Period Equal To 201102

elpaso

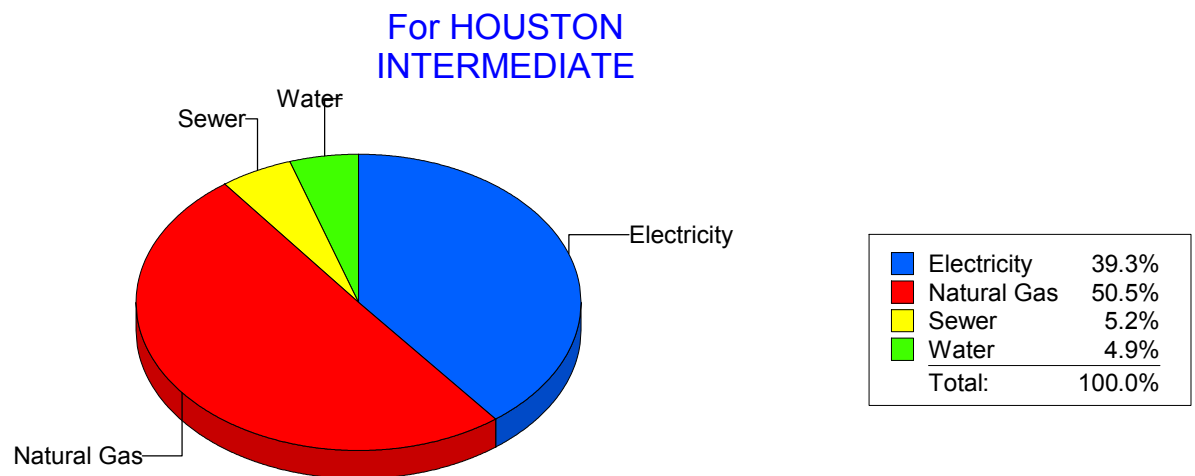
Energy CAP

Cost Avoidance Program

Cost Summary Graph

Grouped by Energy Type

Energy Type	Use	Units	Meter Cost	Special Charges	Total Cost	Avg Unit Cost	% of Total Cost
Site: HOUSTON INTERMEDIATE - HOUSTON INTERMEDIATE							
Electricity	22,886	KWH	\$2,096.55	\$0.00	\$2,096.55	0.0916	39.34%
Natural Gas	4,382	CCF	\$2,692.63	\$0.00	\$2,692.63	0.6145	50.52%
Water	43	CCF	\$260.87	\$0.00	\$260.87	6.0667	4.89%
Sewer	55	CCF	\$279.81	\$0.00	\$279.81	5.0875	5.25%
Total Cost:			\$5,329.86	\$0.00	\$5,329.86		



Filters: Cost Center Name Not Equal To DoNotReport; Billing Period Equal To 201102

elpaso

Energy CAP

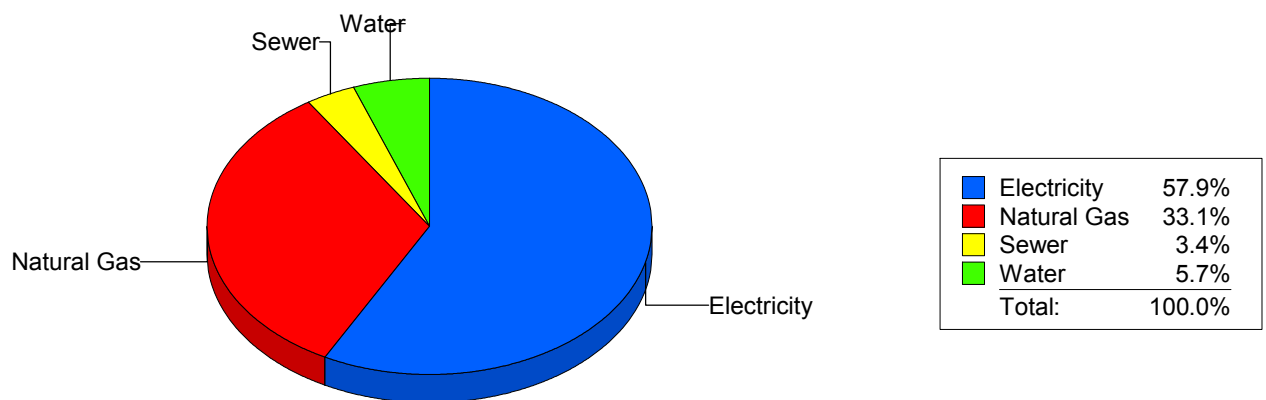
Cost Avoidance Program

Cost Summary Graph

Grouped by Energy Type

Energy Type	Use	Units	Meter Cost	Special Charges	Total Cost	Avg Unit Cost	% of Total Cost
Site: MOYE - HR MOYE							
Electricity	54,000	KWH	\$5,553.88	\$0.00	\$5,553.88	0.1028	57.90%
Natural Gas	5,311	CCF	\$3,170.76	\$0.00	\$3,170.76	0.5970	33.06%
Water	149	CCF	\$545.29	\$0.00	\$545.29	3.6597	5.68%
Sewer	87	CCF	\$322.44	\$0.00	\$322.44	3.7062	3.36%
Total Cost:			\$9,592.37	\$0.00	\$9,592.37		

For HR MOYE



Filters: Cost Center Name Not Equal To DoNotReport; Billing Period Equal To 201102

elpaso

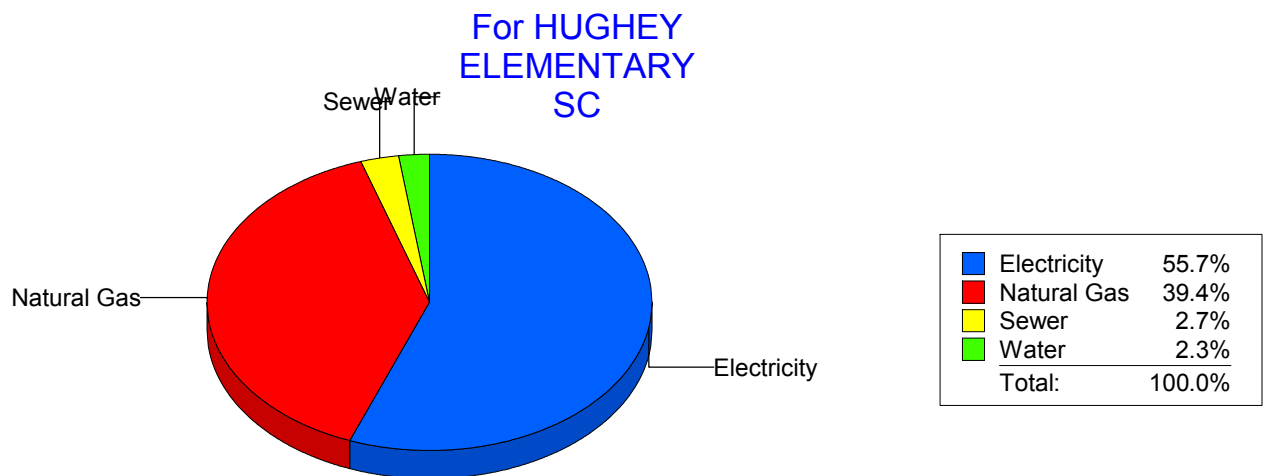
Energy CAP

Cost Avoidance Program

Cost Summary Graph

Grouped by Energy Type

Energy Type	Use	Units	Meter Cost	Special Charges	Total Cost	Avg Unit Cost	% of Total Cost
Site: HUGHEY ELEMENTARY SC - HUGHEY ELEMENTARY SC							
Electricity	37,320	KWH	\$4,168.46	\$0.00	\$4,168.46	0.1117	55.70%
Natural Gas	4,860	CCF	\$2,945.05	\$0.00	\$2,945.05	0.6060	39.35%
Water	30	CCF	\$168.76	\$0.00	\$168.76	5.6253	2.25%
Sewer	60	CCF	\$201.95	\$0.00	\$201.95	3.3658	2.70%
Total Cost:			\$7,484.22	\$0.00	\$7,484.22		



Filters: Cost Center Name Not Equal To DoNotReport; Billing Period Equal To 201102

elpaso

Energy CAP

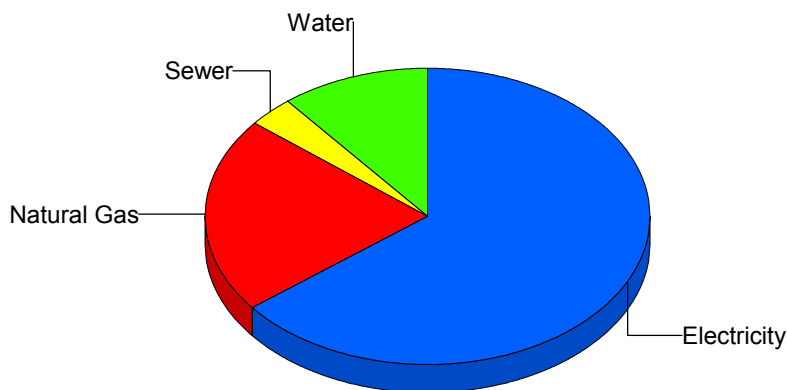
Cost Avoidance Program

Cost Summary Graph

Grouped by Energy Type

Energy Type	Use	Units	Meter Cost	Special Charges	Total Cost	Avg Unit Cost	% of Total Cost
Site: IRVIN HIGH SCHOOL - IRVIN HIGH SCHOOL							
Electricity	112,170	KWH	\$10,940.44	\$0.00	\$10,940.44	0.0975	64.54%
Natural Gas	6,036	CCF	\$3,601.58	\$0.00	\$3,601.58	0.5967	21.25%
Water	831	CCF	\$1,835.19	\$0.00	\$1,835.19	2.2084	10.83%
Sewer	343	CCF	\$573.22	\$0.00	\$573.22	1.6712	3.38%
Total Cost:			\$16,950.43	\$0.00	\$16,950.43		

For IRVIN HIGH SCHOOL



Electricity	64.5%
Natural Gas	21.2%
Sewer	3.4%
Water	10.8%
Total:	100.0%

Filters: Cost Center Name Not Equal To DoNotReport; Billing Period Equal To 201102

el Paso

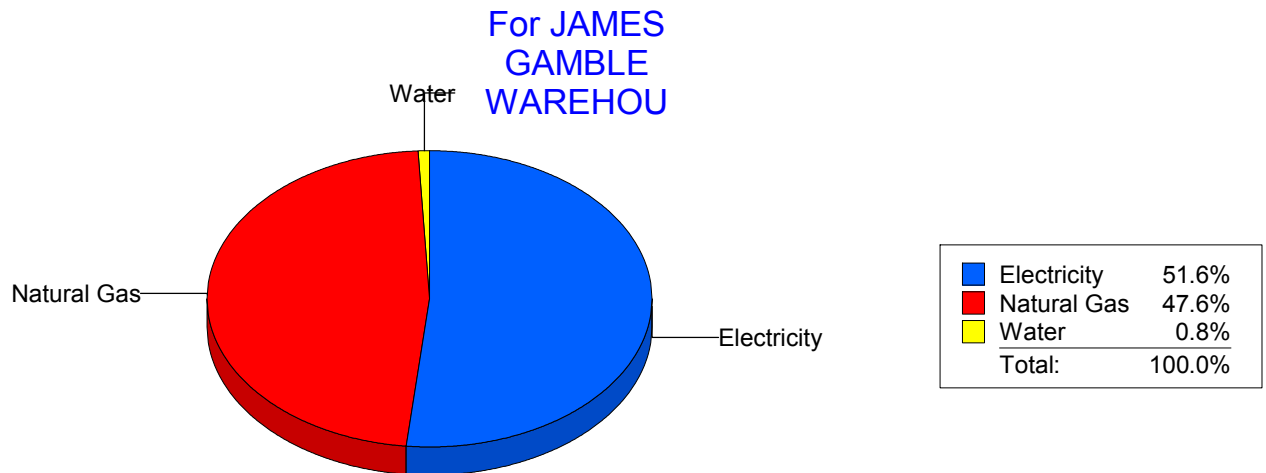
Energy CAP

Cost Avoidance Program

Cost Summary Graph

Grouped by Energy Type

Energy Type	Use	Units	Meter Cost	Special Charges	Total Cost	Avg Unit Cost	% of Total Cost
Site: JAMES GAMBLE WAREHOU - JAMES GAMBLE WAREHOU							
Electricity	25,800	KWH	\$2,431.03	\$0.00	\$2,431.03	0.0942	51.64%
Natural Gas	3,721	CCF	\$2,240.24	\$0.00	\$2,240.24	0.6021	47.59%
Water	0	CCF	\$36.36	\$0.00	\$36.36	0.0000	0.77%
Total Cost:			\$4,707.63	\$0.00	\$4,707.63		



Filters: Cost Center Name Not Equal To DoNotReport; Billing Period Equal To 201102

elpaso

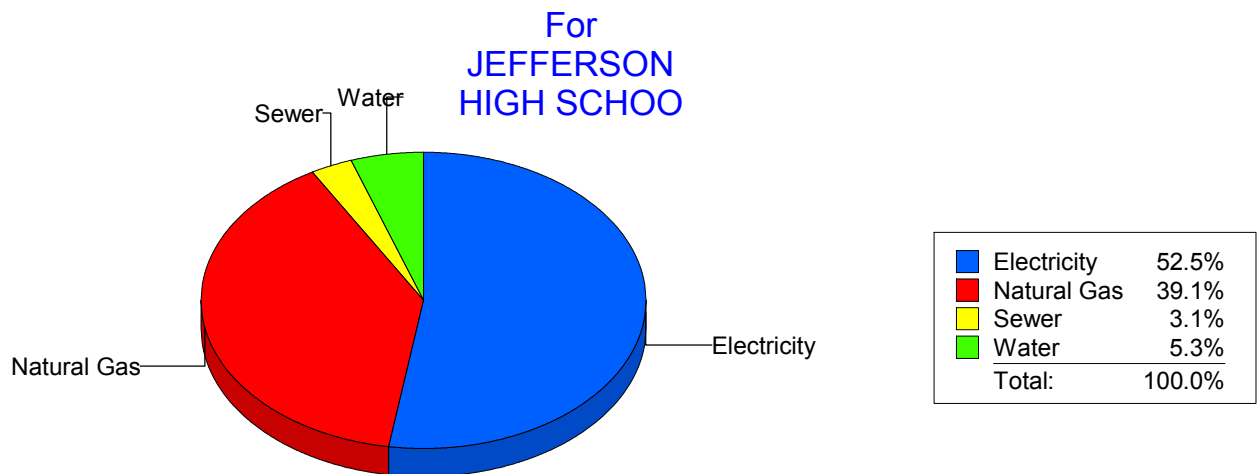
Energy CAP

Cost Avoidance Program

Cost Summary Graph

Grouped by Energy Type

Energy Type	Use	Units	Meter Cost	Special Charges	Total Cost	Avg Unit Cost	% of Total Cost
Site: JEFFERSON HIGH SCHOO - JEFFERSON HIGH SCHOO							
Electricity	101,147	KWH	\$9,948.21	\$0.00	\$9,948.21	0.0984	52.55%
Natural Gas	12,054	CCF	\$7,395.35	\$0.00	\$7,395.35	0.6135	39.06%
Water	383	CCF	\$1,005.77	\$0.00	\$1,005.77	2.6260	5.31%
Sewer	188	CCF	\$583.31	\$0.00	\$583.31	3.1027	3.08%
Total Cost:			\$18,932.64	\$0.00	\$18,932.64		



Filters: Cost Center Name Not Equal To DoNotReport; Billing Period Equal To 201102

elpaso

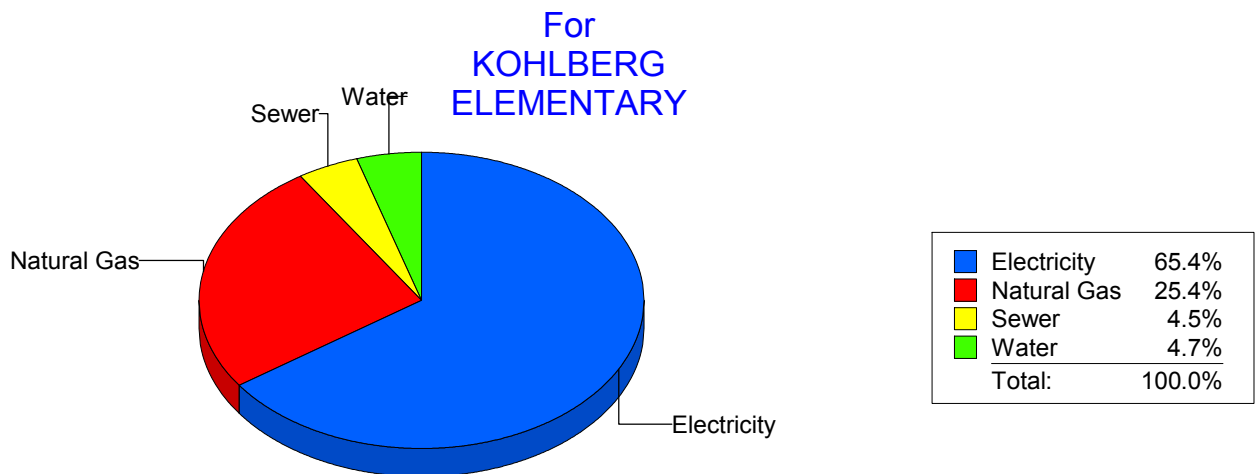
Energy CAP

Cost Avoidance Program

Cost Summary Graph

Grouped by Energy Type

Energy Type	Use	Units	Meter Cost	Special Charges	Total Cost	Avg Unit Cost	% of Total Cost
Site: KOHLBERG ELEMENTARY - KOHLBERG ELEMENTARY							
Electricity	73,580	KWH	\$7,289.60	\$0.00	\$7,289.60	0.0991	65.40%
Natural Gas	4,734	CCF	\$2,833.08	\$0.00	\$2,833.08	0.5985	25.42%
Water	225	CCF	\$523.38	\$0.00	\$523.38	2.3261	4.70%
Sewer	246	CCF	\$499.51	\$0.00	\$499.51	2.0305	4.48%
Total Cost:			\$11,145.57	\$0.00	\$11,145.57		



Filters: Cost Center Name Not Equal To DoNotReport; Billing Period Equal To 201102

elpaso

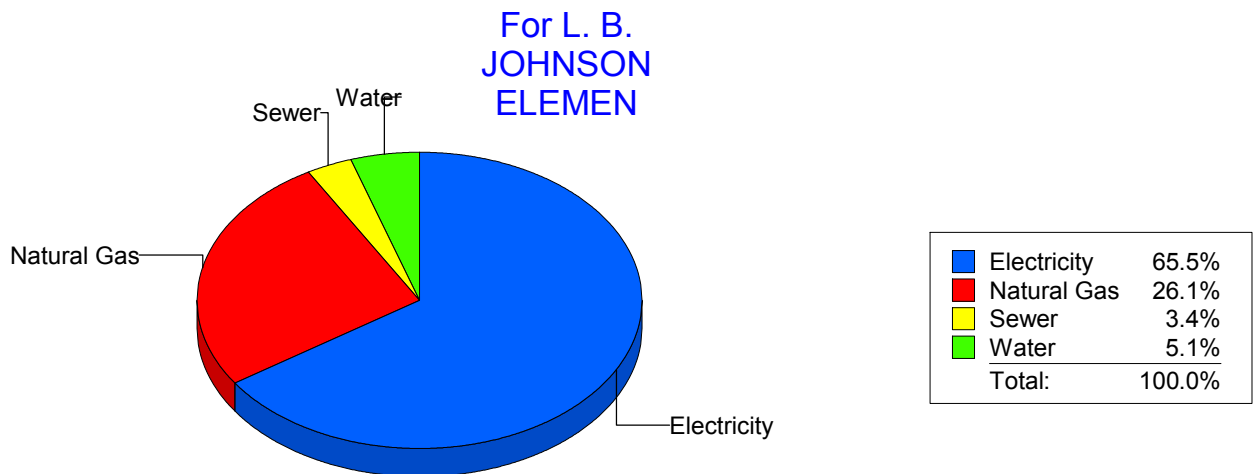
Energy CAP

Cost Avoidance Program

Cost Summary Graph

Grouped by Energy Type

Energy Type	Use	Units	Meter Cost	Special Charges	Total Cost	Avg Unit Cost	% of Total Cost
Site: L. B. JOHNSON ELEMEN - L. B. JOHNSON ELEMEN							
Electricity	56,850	KWH	\$5,990.70	\$0.00	\$5,990.70	0.1054	65.52%
Natural Gas	3,907	CCF	\$2,382.47	\$0.00	\$2,382.47	0.6098	26.06%
Water	227	CCF	\$464.09	\$0.00	\$464.09	2.0444	5.08%
Sewer	117	CCF	\$306.52	\$0.00	\$306.52	2.6198	3.35%
Total Cost:			\$9,143.78	\$0.00	\$9,143.78		



Filters: Cost Center Name Not Equal To DoNotReport; Billing Period Equal To 201102

elpaso

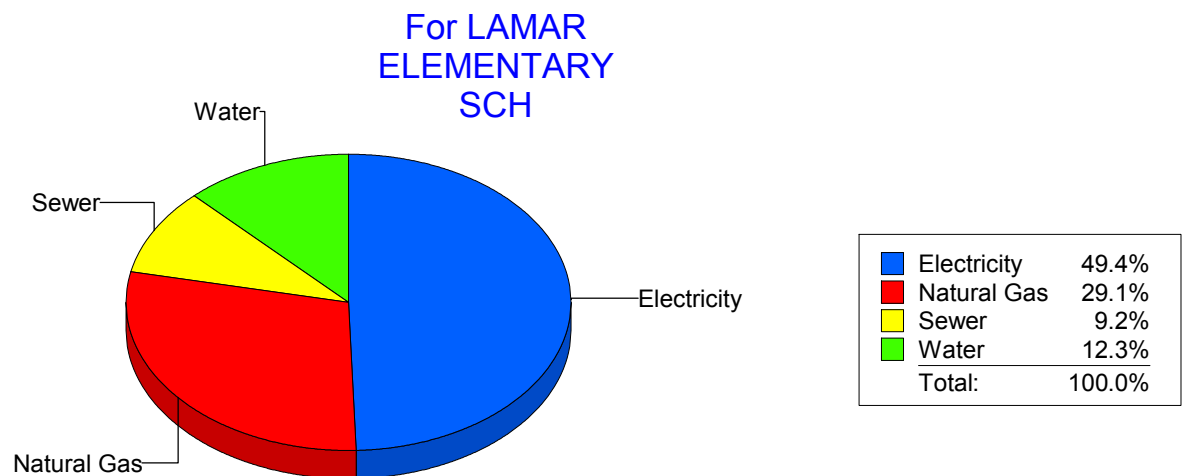
Energy CAP

Cost Avoidance Program

Cost Summary Graph

Grouped by Energy Type

Energy Type	Use	Units	Meter Cost	Special Charges	Total Cost	Avg Unit Cost	% of Total Cost
Site: LAMAR ELEMENTARY SCH - LAMAR ELEMENTARY SCH							
Electricity	30,300	KWH	\$3,181.56	\$0.00	\$3,181.56	0.1050	49.35%
Natural Gas	2,999	CCF	\$1,875.99	\$0.00	\$1,875.99	0.6255	29.10%
Water	325	CCF	\$794.01	\$0.00	\$794.01	2.4431	12.32%
Sewer	203	CCF	\$595.27	\$0.00	\$595.27	2.9324	9.23%
Total Cost:			\$6,446.83	\$0.00	\$6,446.83		



Filters: Cost Center Name Not Equal To DoNotReport; Billing Period Equal To 201102

elpaso

Energy CAP

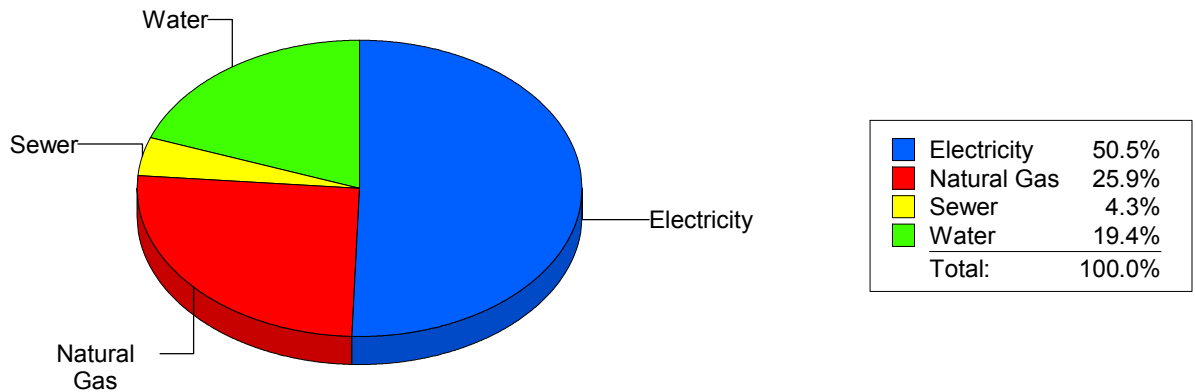
Cost Avoidance Program

Cost Summary Graph

Grouped by Energy Type

Energy Type	Use	Units	Meter Cost	Special Charges	Total Cost	Avg Unit Cost	% of Total Cost
Site: LEE ELEMENTARY - LEE ELEMENTARY							
Electricity	39,417	KWH	\$4,908.44	\$0.00	\$4,908.44	0.1245	50.48%
Natural Gas	4,101	CCF	\$2,514.68	\$0.00	\$2,514.68	0.6132	25.86%
Water	473	CCF	\$1,886.66	\$0.00	\$1,886.66	3.9887	19.40%
Sewer	104	CCF	\$413.73	\$0.00	\$413.73	3.9782	4.25%
Total Cost:			\$9,723.51	\$0.00	\$9,723.51		

For LEE
ELEMENTARY



Filters: Cost Center Name Not Equal To DoNotReport; Billing Period Equal To 201102

elpaso

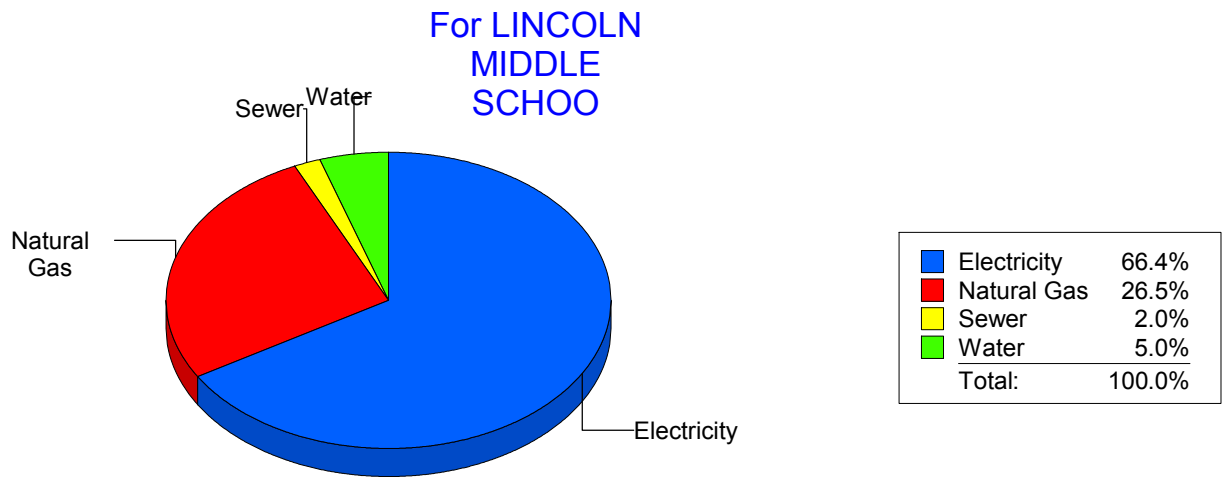
Energy CAP

Cost Avoidance Program

Cost Summary Graph

Grouped by Energy Type

Energy Type	Use	Units	Meter Cost	Special Charges	Total Cost	Avg Unit Cost	% of Total Cost
Site: LINCOLN MIDDLE SCHOO - LINCOLN MIDDLE SCHOO							
Electricity	105,800	KWH	\$11,340.64	\$0.00	\$11,340.64	0.1072	66.42%
Natural Gas	7,638	CCF	\$4,532.62	\$0.00	\$4,532.62	0.5934	26.55%
Water	372	CCF	\$851.79	\$0.00	\$851.79	2.2898	4.99%
Sewer	166	CCF	\$348.70	\$0.00	\$348.70	2.1006	2.04%
Total Cost:			\$17,073.75	\$0.00	\$17,073.75		



Filters: Cost Center Name Not Equal To DoNotReport; Billing Period Equal To 201102

elpaso

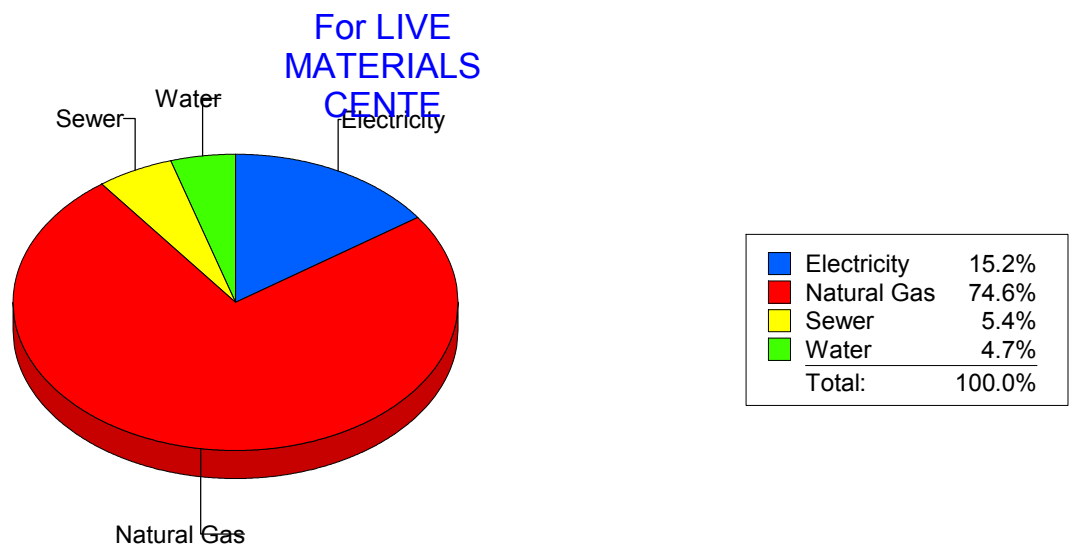
Energy CAP

Cost Avoidance Program

Cost Summary Graph

Grouped by Energy Type

Energy Type	Use	Units	Meter Cost	Special Charges	Total Cost	Avg Unit Cost	% of Total Cost
Site: LIVE MATERIALS CENTE - LIVE MATERIALS CENTE							
Electricity	421	KWH	\$77.97	\$0.00	\$77.97	0.1852	15.22%
Natural Gas	550	CCF	\$382.19	\$0.00	\$382.19	0.6949	74.60%
Water	2	CCF	\$24.30	\$0.00	\$24.30	12.1500	4.74%
Sewer	6	CCF	\$27.84	\$0.00	\$27.84	4.6400	5.43%
Total Cost:			\$512.30	\$0.00	\$512.30		



Filters: Cost Center Name Not Equal To DoNotReport; Billing Period Equal To 201102

elpaso

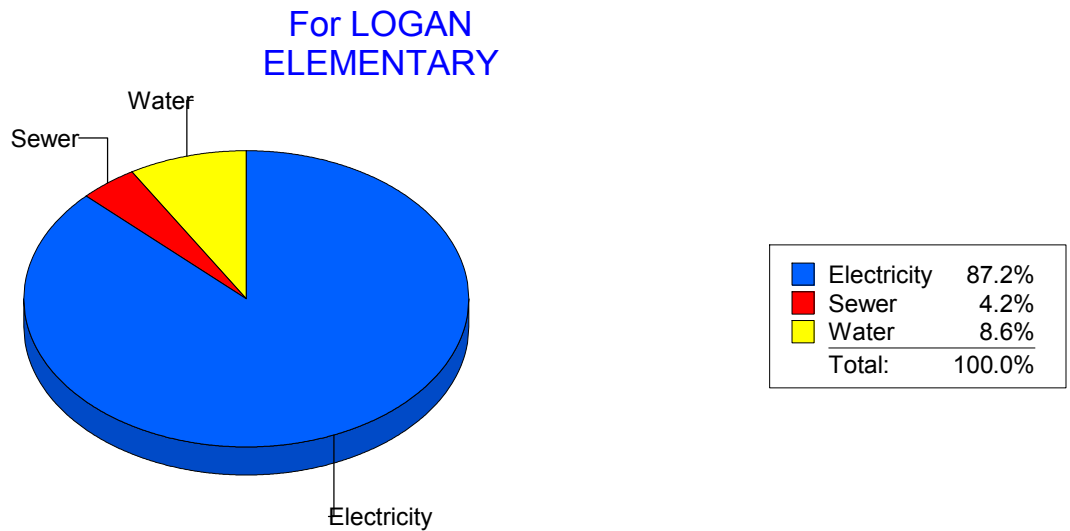
Energy CAP

Cost Avoidance Program

Cost Summary Graph

Grouped by Energy Type

Energy Type	Use	Units	Meter Cost	Special Charges	Total Cost	Avg Unit Cost	% of Total Cost
Site: LOGAN ELEMENTARY - LOGAN ELEMENTARY							
Electricity	30,300	KWH	\$3,183.40	\$0.00	\$3,183.40	0.1051	87.17%
Water	143	CCF	\$314.83	\$0.00	\$314.83	2.2016	8.62%
Sewer	72	CCF	\$153.68	\$0.00	\$153.68	2.1344	4.21%
Total Cost:			\$3,651.91	\$0.00	\$3,651.91		



Filters: Cost Center Name Not Equal To DoNotReport; Billing Period Equal To 201102

elpaso

Energy CAP

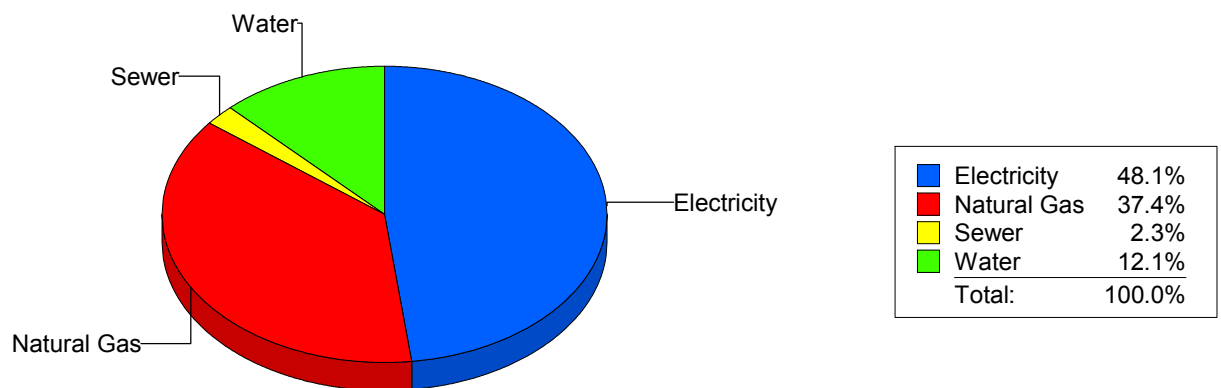
Cost Avoidance Program

Cost Summary Graph

Grouped by Energy Type

Energy Type	Use	Units	Meter Cost	Special Charges	Total Cost	Avg Unit Cost	% of Total Cost
Site: LUNDY - LUNDY							
Electricity	57,000	KWH	\$5,341.95	\$0.00	\$5,341.95	0.0937	48.13%
Natural Gas	6,930	CCF	\$4,151.73	\$0.00	\$4,151.73	0.5991	37.41%
Water	242	CCF	\$1,347.53	\$0.00	\$1,347.53	5.5683	12.14%
Sewer	36	CCF	\$257.67	\$0.00	\$257.67	7.1575	2.32%
Total Cost:			\$11,098.88	\$0.00	\$11,098.88		

For LUNDY



Filters: Cost Center Name Not Equal To DoNotReport; Billing Period Equal To 201102

elpaso

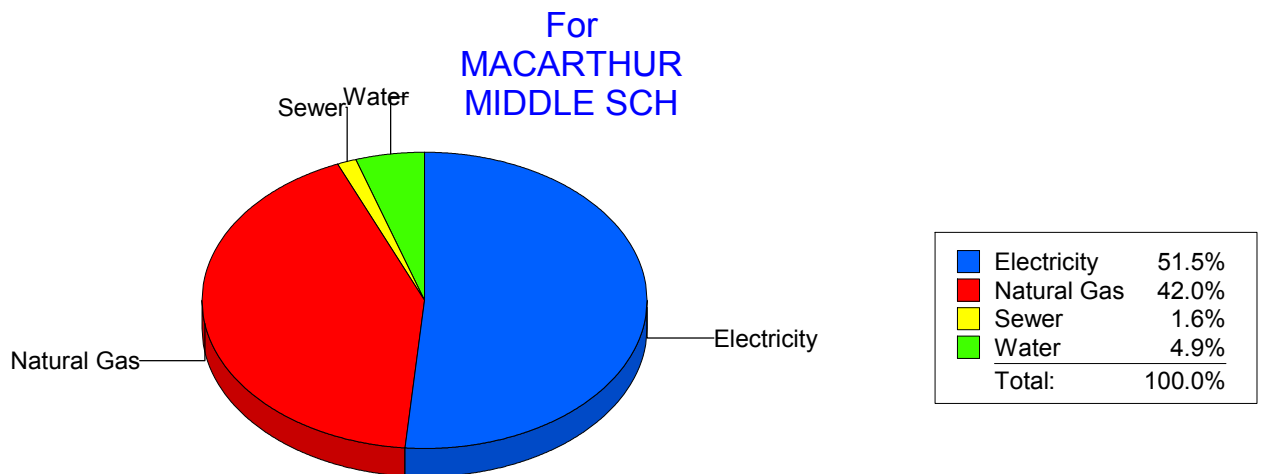
Energy CAP

Cost Avoidance Program

Cost Summary Graph

Grouped by Energy Type

Energy Type	Use	Units	Meter Cost	Special Charges	Total Cost	Avg Unit Cost	% of Total Cost
Site: MACARTHUR MIDDLE SCH - MACARTHUR MIDDLE SCH							
Electricity	72,200	KWH	\$8,681.16	\$0.00	\$8,681.16	0.1202	51.47%
Natural Gas	12,011	CCF	\$7,091.86	\$0.00	\$7,091.86	0.5904	42.05%
Water	282	CCF	\$822.92	\$0.00	\$822.92	2.9182	4.88%
Sewer	104	CCF	\$269.69	\$0.00	\$269.69	2.5932	1.60%
Total Cost:			\$16,865.63	\$0.00	\$16,865.63		



Filters: Cost Center Name Not Equal To DoNotReport; Billing Period Equal To 201102

elpaso

Energy CAP

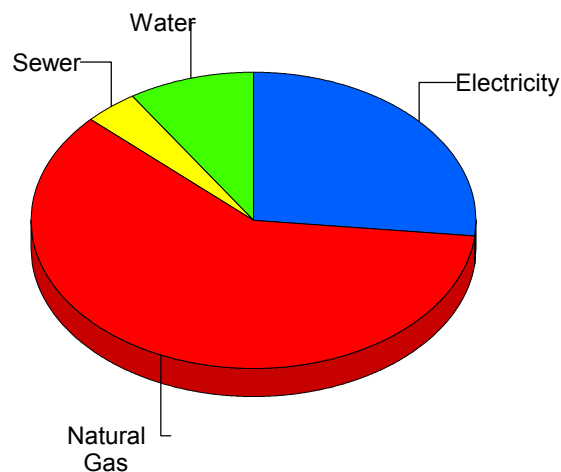
Cost Avoidance Program

Cost Summary Graph

Grouped by Energy Type

Energy Type	Use	Units	Meter Cost	Special Charges	Total Cost	Avg Unit Cost	% of Total Cost
Site: MAGOFFIN MIDDLE SCHO - MAGOFFIN MIDDLE SCHO							
Electricity	19,860	KWH	\$2,032.90	\$0.00	\$2,032.90	0.1024	26.68%
Natural Gas	7,746	CCF	\$4,596.03	\$0.00	\$4,596.03	0.5933	60.32%
Water	183	CCF	\$695.91	\$0.00	\$695.91	3.8028	9.13%
Sewer	65	CCF	\$294.50	\$0.00	\$294.50	4.5308	3.87%
Total Cost:			\$7,619.34	\$0.00	\$7,619.34		

For MAGOFFIN
MIDDLE SCHO



Electricity	26.7%
Natural Gas	60.3%
Sewer	3.9%
Water	9.1%
Total:	100.0%

Filters: Cost Center Name Not Equal To DoNotReport; Billing Period Equal To 201102

elpaso

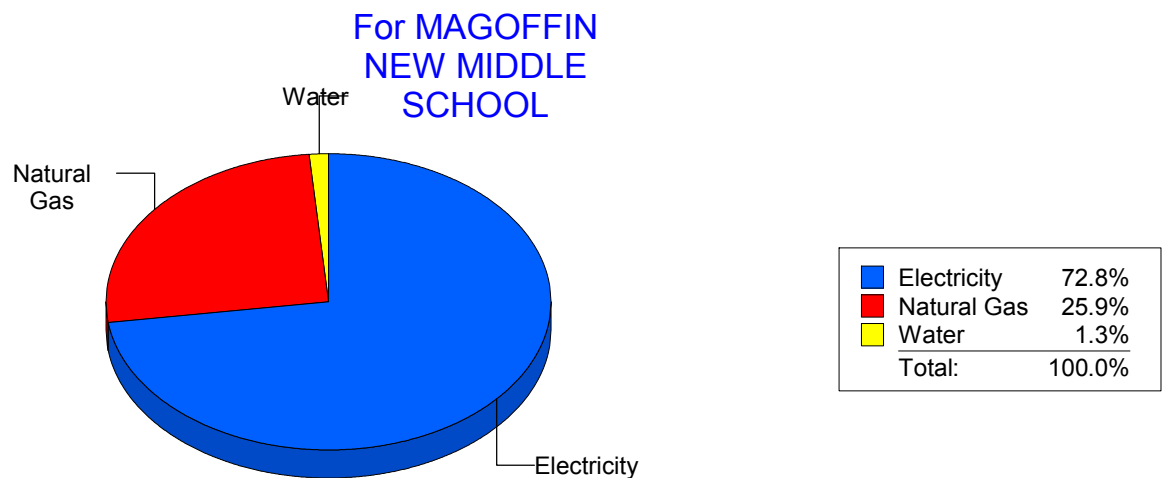
Energy CAP

Cost Avoidance Program

Cost Summary Graph

Grouped by Energy Type

Energy Type	Use	Units	Meter Cost	Special Charges	Total Cost	Avg Unit Cost	% of Total Cost
Site: MAGOFFINMIDDLESCHOOLN047 - MAGOFFIN NEW MIDDLE SCHOOL							
Electricity	90,800	KWH	\$11,728.59	\$0.00	\$11,728.59	0.1292	72.78%
Natural Gas	7,021	CCF	\$4,171.54	\$0.00	\$4,171.54	0.5942	25.89%
Water	0	CCF	\$215.31	\$0.00	\$215.31	0.0000	1.34%
Total Cost:			\$16,115.44	\$0.00	\$16,115.44		



Filters: Cost Center Name Not Equal To DoNotReport; Billing Period Equal To 201102

elpaso

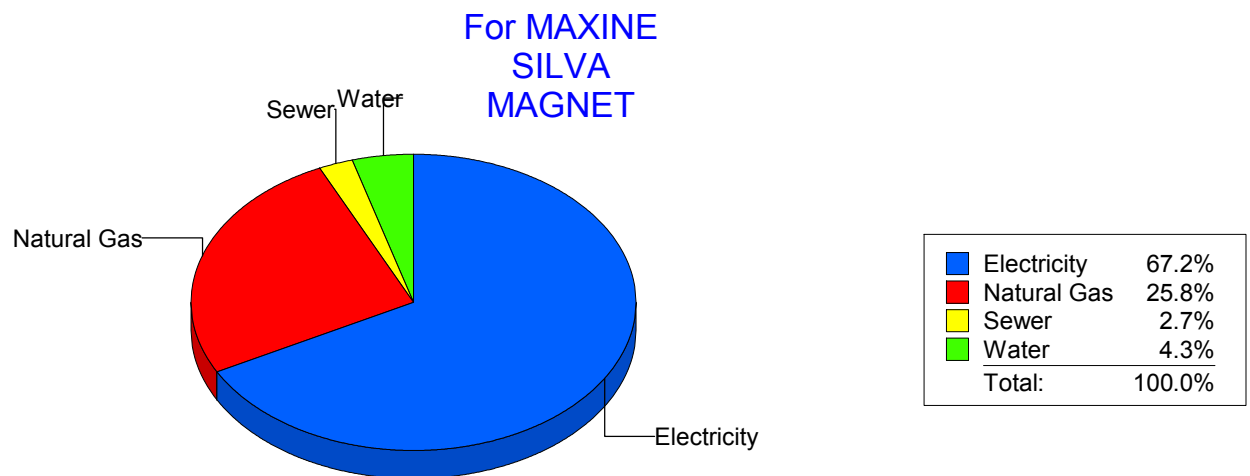
Energy CAP

Cost Avoidance Program

Cost Summary Graph

Grouped by Energy Type

Energy Type	Use	Units	Meter Cost	Special Charges	Total Cost	Avg Unit Cost	% of Total Cost
Site: MAXINE SILVA MAGNET - MAXINE SILVA MAGNET							
Electricity	64,200	KWH	\$6,729.94	\$0.00	\$6,729.94	0.1048	67.18%
Natural Gas	4,308	CCF	\$2,583.77	\$0.00	\$2,583.77	0.5998	25.79%
Water	183	CCF	\$435.77	\$0.00	\$435.77	2.3813	4.35%
Sewer	103	CCF	\$268.42	\$0.00	\$268.42	2.6060	2.68%
Total Cost:			\$10,017.90	\$0.00	\$10,017.90		



Filters: Cost Center Name Not Equal To DoNotReport; Billing Period Equal To 201102

elpaso

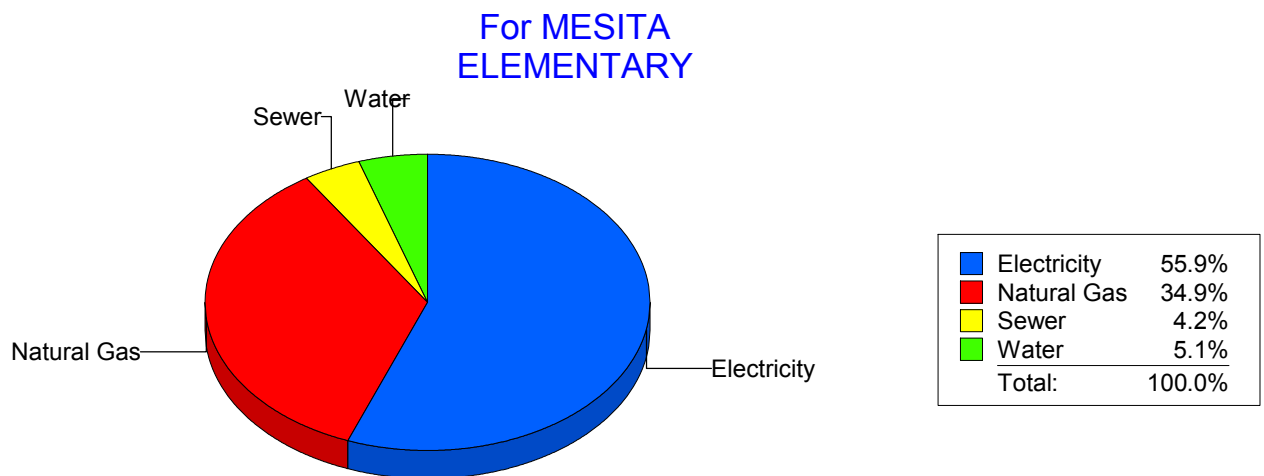
Energy CAP

Cost Avoidance Program

Cost Summary Graph

Grouped by Energy Type

Energy Type	Use	Units	Meter Cost	Special Charges	Total Cost	Avg Unit Cost	% of Total Cost
Site: MESITA ELEMENTARY - MESITA ELEMENTARY							
Electricity	63,240	KWH	\$6,723.55	\$0.00	\$6,723.55	0.1063	55.90%
Natural Gas	7,010	CCF	\$4,193.75	\$0.00	\$4,193.75	0.5983	34.87%
Water	158	CCF	\$607.53	\$0.00	\$607.53	3.8451	5.05%
Sewer	229	CCF	\$502.78	\$0.00	\$502.78	2.1955	4.18%
Total Cost:			\$12,027.61	\$0.00	\$12,027.61		



Filters: Cost Center Name Not Equal To DoNotReport; Billing Period Equal To 201102

elpaso

Energy CAP

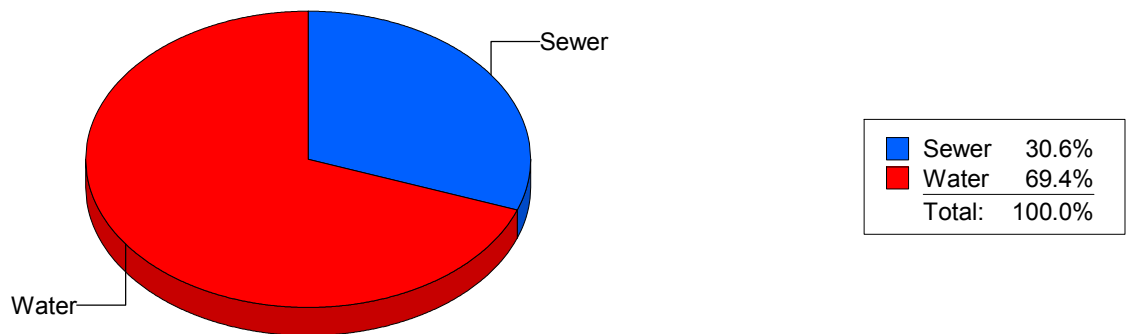
Cost Avoidance Program

Cost Summary Graph

Grouped by Energy Type

Energy Type	Use	Units	Meter Cost	Special Charges	Total Cost	Avg Unit Cost	% of Total Cost
Site: MILAM ELEMENTARY - MILAM ELEMENTARY							
Water	307	CCF	\$714.64	\$0.00	\$714.64	2.3278	69.38%
Sewer	140	CCF	\$315.41	\$0.00	\$315.41	2.2529	30.62%
Total Cost:			\$1,030.05	\$0.00	\$1,030.05		

For MILAM
ELEMENTARY



Filters: Cost Center Name Not Equal To DoNotReport; Billing Period Equal To 201102

elpaso

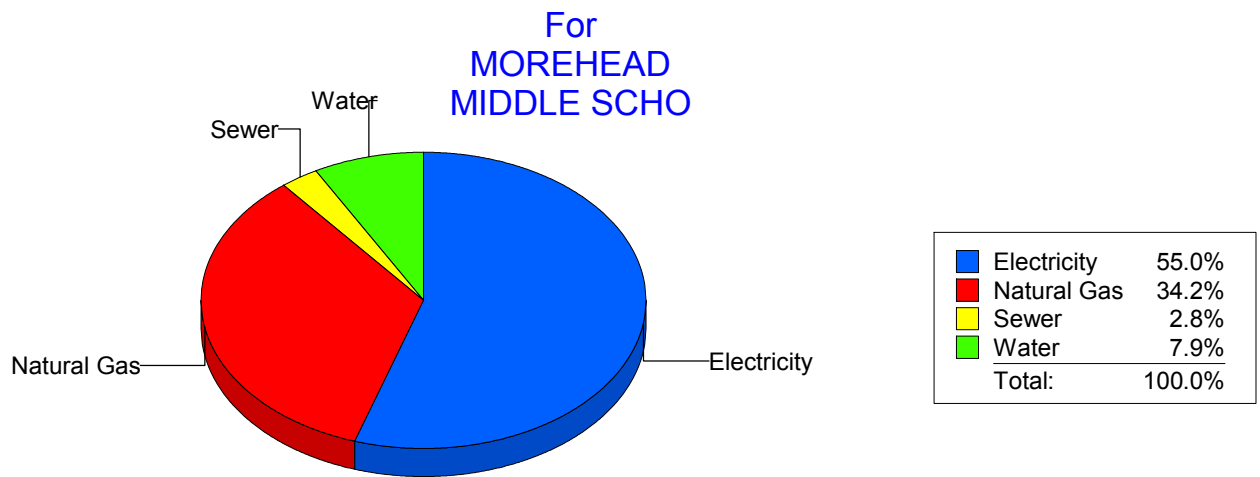
Energy CAP

Cost Avoidance Program

Cost Summary Graph

Grouped by Energy Type

Energy Type	Use	Units	Meter Cost	Special Charges	Total Cost	Avg Unit Cost	% of Total Cost
Site: MOREHEAD MIDDLE SCHO - MOREHEAD MIDDLE SCHO							
Electricity	90,882	KWH	\$8,276.11	\$0.00	\$8,276.11	0.0911	55.03%
Natural Gas	8,680	CCF	\$5,142.43	\$0.00	\$5,142.43	0.5924	34.19%
Water	657	CCF	\$1,194.23	\$0.00	\$1,194.23	1.8177	7.94%
Sewer	170	CCF	\$427.85	\$0.00	\$427.85	2.5168	2.84%
Total Cost:			\$15,040.62	\$0.00	\$15,040.62		



Filters: Cost Center Name Not Equal To DoNotReport; Billing Period Equal To 201102

elpaso

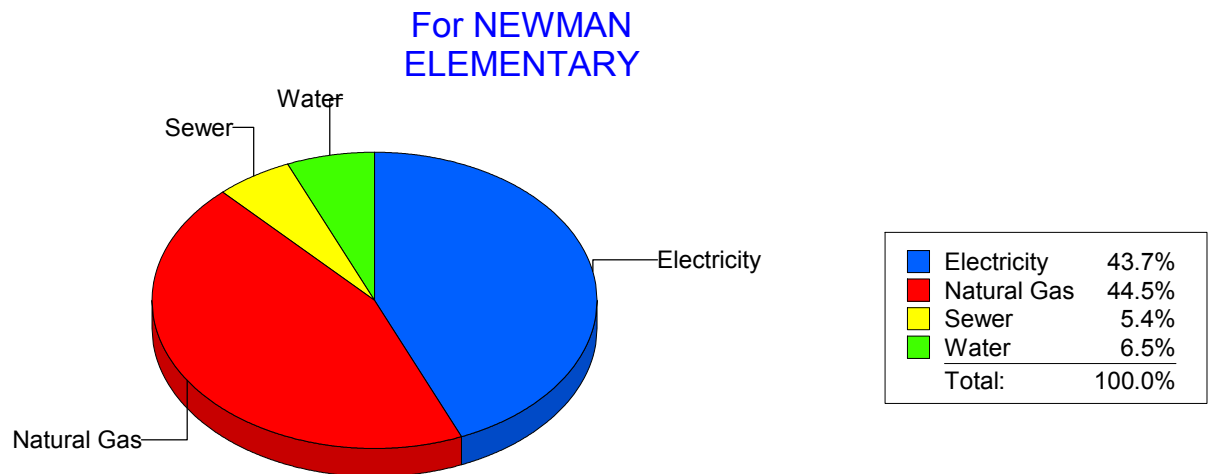
Energy CAP

Cost Avoidance Program

Cost Summary Graph

Grouped by Energy Type

Energy Type	Use	Units	Meter Cost	Special Charges	Total Cost	Avg Unit Cost	% of Total Cost
Site: NEWMAN ELEMENTARY - NEWMAN ELEMENTARY							
Electricity	27,449	KWH	\$3,007.39	\$0.00	\$3,007.39	0.1096	43.70%
Natural Gas	4,998	CCF	\$3,059.17	\$0.00	\$3,059.17	0.6121	44.45%
Water	204	CCF	\$444.40	\$0.00	\$444.40	2.1784	6.46%
Sewer	204	CCF	\$370.80	\$0.00	\$370.80	1.8176	5.39%
Total Cost:			\$6,881.76	\$0.00	\$6,881.76		



Filters: Cost Center Name Not Equal To DoNotReport; Billing Period Equal To 201102

elpaso

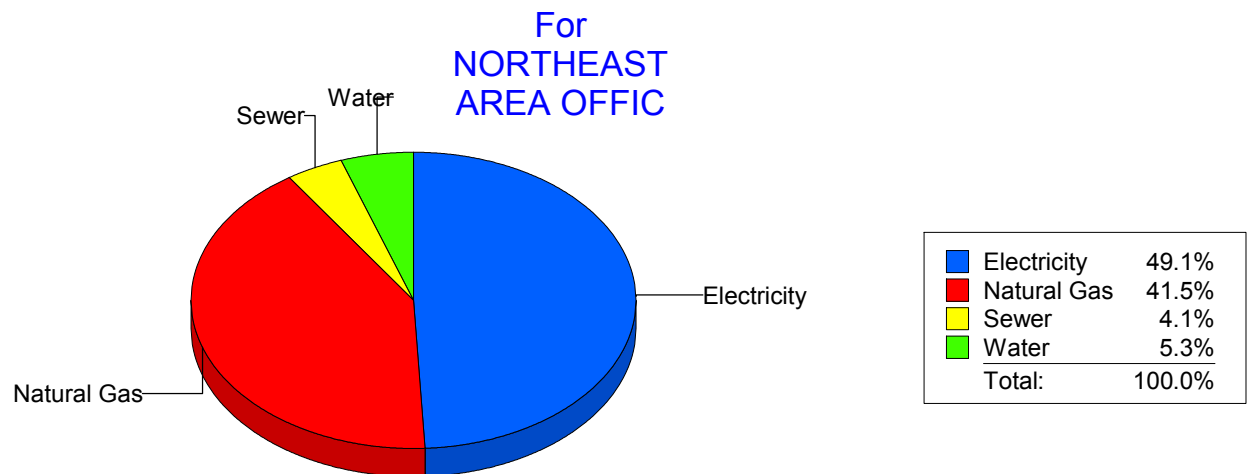
Energy CAP

Cost Avoidance Program

Cost Summary Graph

Grouped by Energy Type

Energy Type	Use	Units	Meter Cost	Special Charges	Total Cost	Avg Unit Cost	% of Total Cost
Site: NORTHEAST AREA OFFIC - NORTHEAST AREA OFFIC							
Electricity	6,880	KWH	\$613.56	\$0.00	\$613.56	0.0892	49.13%
Natural Gas	701	CCF	\$518.66	\$0.00	\$518.66	0.7399	41.53%
Water	16	CCF	\$66.00	\$0.00	\$66.00	4.1250	5.28%
Sewer	8	CCF	\$50.60	\$0.00	\$50.60	6.3250	4.05%
Total Cost:			\$1,248.82	\$0.00	\$1,248.82		



Filters: Cost Center Name Not Equal To DoNotReport; Billing Period Equal To 201102

elpaso

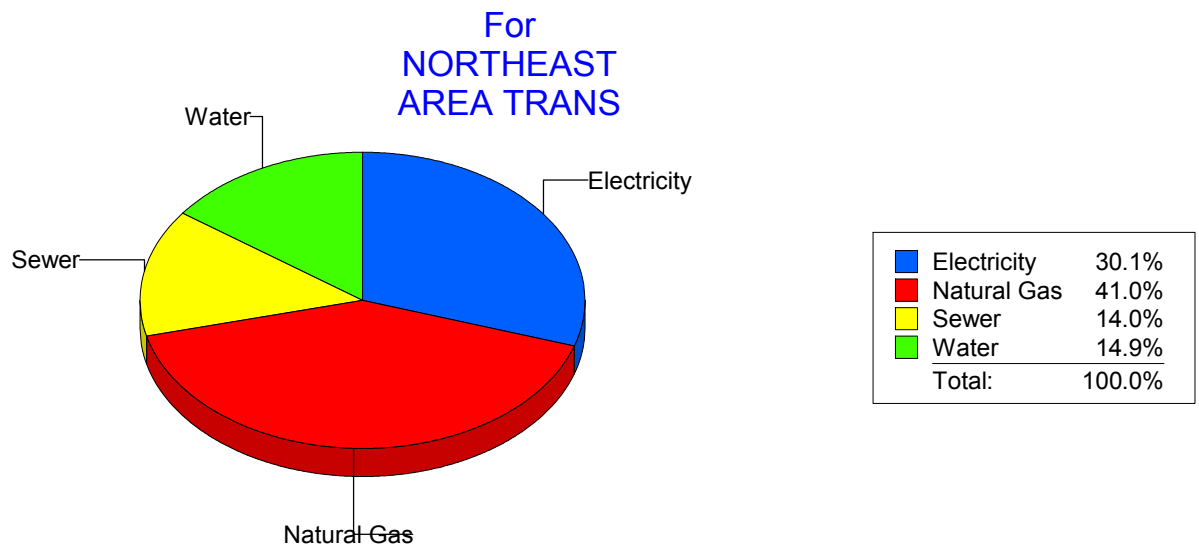
Energy CAP

Cost Avoidance Program

Cost Summary Graph

Grouped by Energy Type

Energy Type	Use	Units	Meter Cost	Special Charges	Total Cost	Avg Unit Cost	% of Total Cost
Site: NORTHEAST AREA TRANS - NORTHEAST AREA TRANS							
Electricity	6,534	KWH	\$556.46	\$0.00	\$556.46	0.0852	30.14%
Natural Gas	1,178	CCF	\$757.66	\$0.00	\$757.66	0.6432	41.03%
Water	56	CCF	\$274.68	\$0.00	\$274.68	4.9050	14.88%
Sewer	36	CCF	\$257.67	\$0.00	\$257.67	7.1575	13.95%
Total Cost:			\$1,846.47	\$0.00	\$1,846.47		



Filters: Cost Center Name Not Equal To DoNotReport; Billing Period Equal To 201102

elpaso

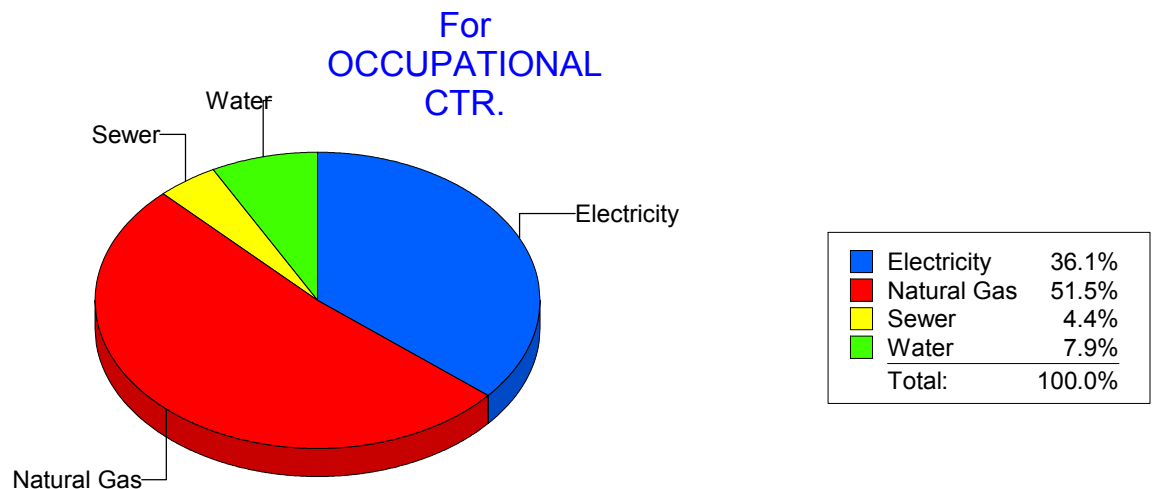
Energy CAP

Cost Avoidance Program

Cost Summary Graph

Grouped by Energy Type

Energy Type	Use	Units	Meter Cost	Special Charges	Total Cost	Avg Unit Cost	% of Total Cost
Site: OCCUPATIONAL CTR. - OCCUPATIONAL CTR.							
Electricity	6,400	KWH	\$610.35	\$0.00	\$610.35	0.0954	36.14%
Natural Gas	1,408	CCF	\$870.33	\$0.00	\$870.33	0.6181	51.53%
Water	31	CCF	\$133.43	\$0.00	\$133.43	4.3042	7.90%
Sewer	20	CCF	\$74.88	\$0.00	\$74.88	3.7440	4.43%
Total Cost:			\$1,688.99	\$0.00	\$1,688.99		



Filters: Cost Center Name Not Equal To DoNotReport; Billing Period Equal To 201102

elpaso

Energy CAP

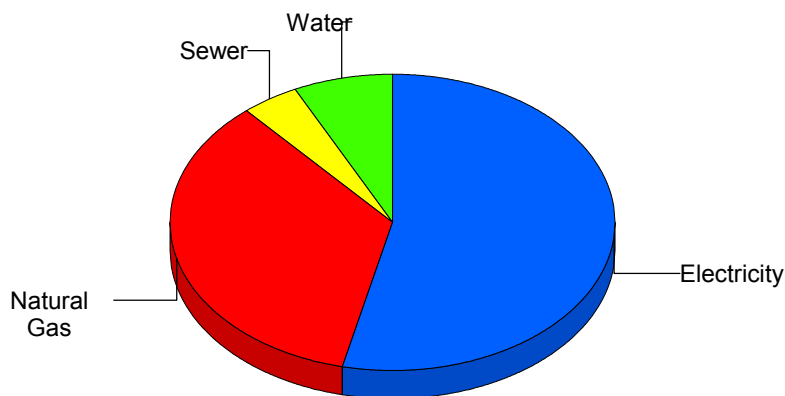
Cost Avoidance Program

Cost Summary Graph

Grouped by Energy Type

Energy Type	Use	Units	Meter Cost	Special Charges	Total Cost	Avg Unit Cost	% of Total Cost
Site: PARK ELEMENTARY - PARK ELEMENTARY							
Electricity	35,776	KWH	\$4,054.28	\$0.00	\$4,054.28	0.1133	53.54%
Natural Gas	4,308	CCF	\$2,660.44	\$0.00	\$2,660.44	0.6176	35.13%
Water	171	CCF	\$556.64	\$0.00	\$556.64	3.2552	7.35%
Sewer	100	CCF	\$300.96	\$0.00	\$300.96	3.0096	3.97%
Total Cost:			\$7,572.32	\$0.00	\$7,572.32		

For PARK
ELEMENTARY



Electricity	53.5%
Natural Gas	35.1%
Sewer	4.0%
Water	7.4%
Total:	100.0%

Filters: Cost Center Name Not Equal To DoNotReport; Billing Period Equal To 201102

elpaso

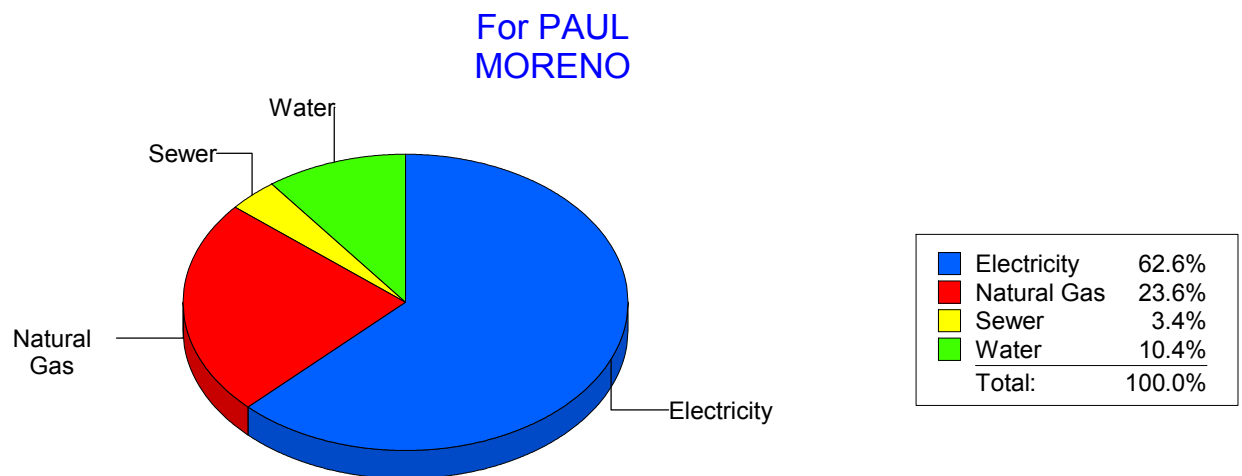
Energy CAP

Cost Avoidance Program

Cost Summary Graph

Grouped by Energy Type

Energy Type	Use	Units	Meter Cost	Special Charges	Total Cost	Avg Unit Cost	% of Total Cost
Site: PAUL MORENO - PAUL MORENO							
Electricity	46,800	KWH	\$5,240.82	\$0.00	\$5,240.82	0.1120	62.62%
Natural Gas	3,205	CCF	\$1,972.21	\$0.00	\$1,972.21	0.6154	23.56%
Water	220	CCF	\$871.93	\$0.00	\$871.93	3.9633	10.42%
Sewer	77	CCF	\$284.88	\$0.00	\$284.88	3.6997	3.40%
Total Cost:			\$8,369.84	\$0.00	\$8,369.84		



Filters: Cost Center Name Not Equal To DoNotReport; Billing Period Equal To 201102

elpaso

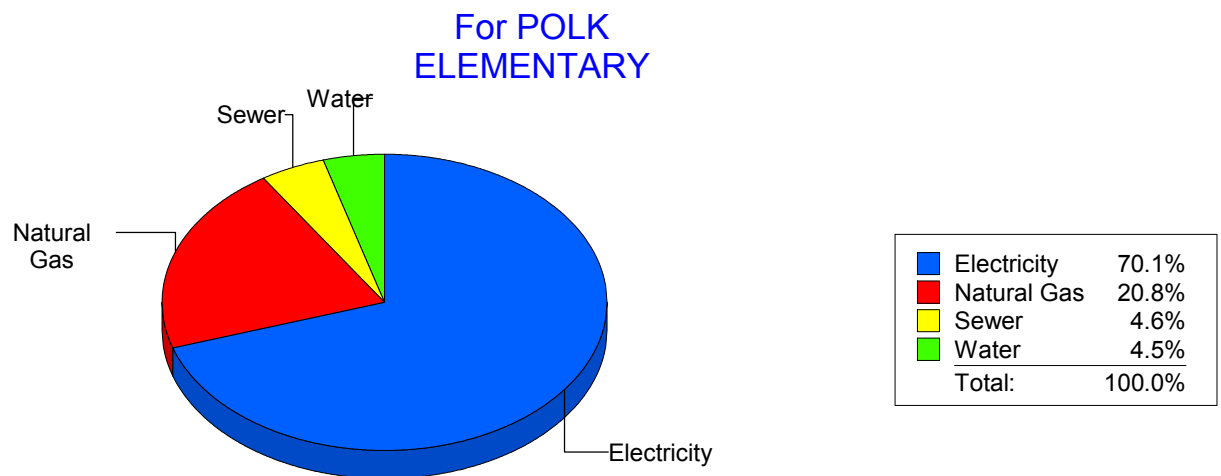
Energy CAP

Cost Avoidance Program

Cost Summary Graph

Grouped by Energy Type

Energy Type	Use	Units	Meter Cost	Special Charges	Total Cost	Avg Unit Cost	% of Total Cost
Site: POLK ELEMENTARY - POLK ELEMENTARY							
Electricity	44,500	KWH	\$4,940.50	\$0.00	\$4,940.50	0.1110	70.11%
Natural Gas	2,354	CCF	\$1,467.00	\$0.00	\$1,467.00	0.6232	20.82%
Water	132	CCF	\$316.59	\$0.00	\$316.59	2.3984	4.49%
Sewer	146	CCF	\$323.03	\$0.00	\$323.03	2.2125	4.58%
Total Cost:			\$7,047.12	\$0.00	\$7,047.12		



Filters: Cost Center Name Not Equal To DoNotReport; Billing Period Equal To 201102

elpaso

Energy CAP

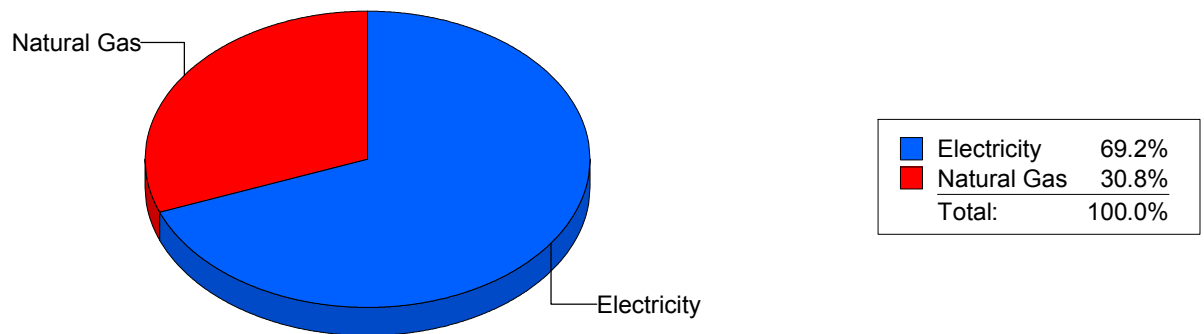
Cost Avoidance Program

Cost Summary Graph

Grouped by Energy Type

Energy Type	Use	Units	Meter Cost	Special Charges	Total Cost	Avg Unit Cost	% of Total Cost
Site: POWELL - POWELL							
Electricity	42,360	KWH	\$4,726.78	\$0.00	\$4,726.78	0.1116	69.21%
Natural Gas	3,487	CCF	\$2,103.29	\$0.00	\$2,103.29	0.6032	30.79%
Total Cost:			\$6,830.07	\$0.00	\$6,830.07		

For POWELL



Filters: Cost Center Name Not Equal To DoNotReport; Billing Period Equal To 201102

elpaso

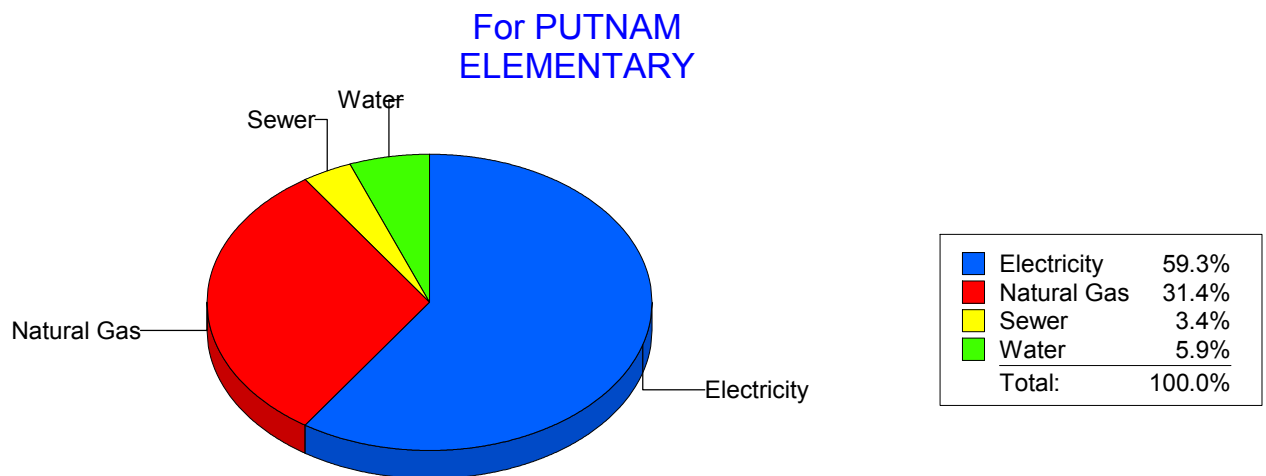
Energy CAP

Cost Avoidance Program

Cost Summary Graph

Grouped by Energy Type

Energy Type	Use	Units	Meter Cost	Special Charges	Total Cost	Avg Unit Cost	% of Total Cost
Site: PUTNAM ELEMENTARY - PUTNAM ELEMENTARY							
Electricity	40,901	KWH	\$4,708.33	\$0.00	\$4,708.33	0.1151	59.31%
Natural Gas	4,089	CCF	\$2,489.42	\$0.00	\$2,489.42	0.6088	31.36%
Water	209	CCF	\$467.04	\$0.00	\$467.04	2.2346	5.88%
Sewer	158	CCF	\$273.38	\$0.00	\$273.38	1.7303	3.44%
Total Cost:			\$7,938.17	\$0.00	\$7,938.17		



Filters: Cost Center Name Not Equal To DoNotReport; Billing Period Equal To 201102

elpaso

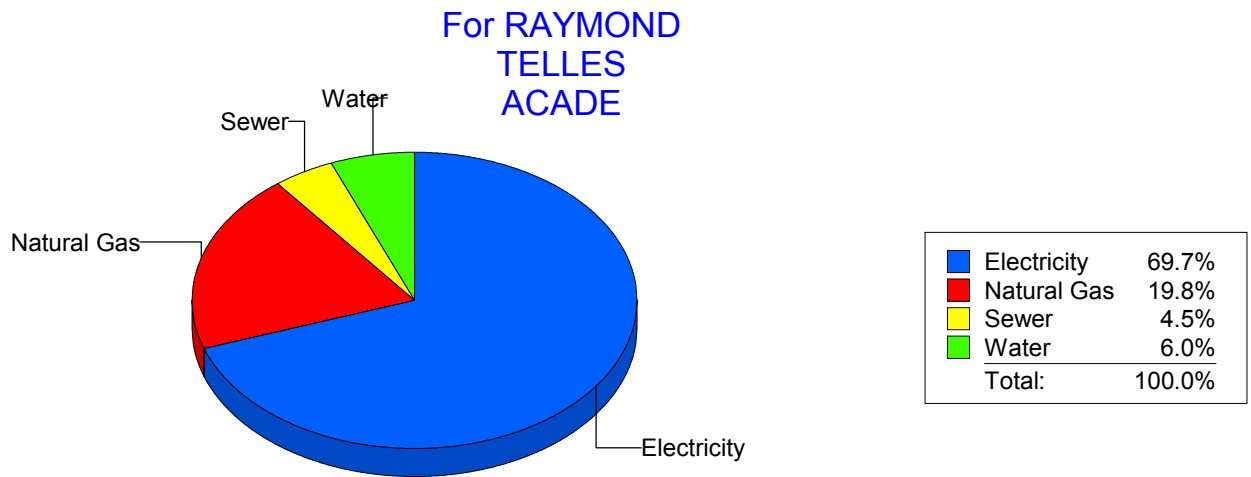
Energy CAP

Cost Avoidance Program

Cost Summary Graph

Grouped by Energy Type

Energy Type	Use	Units	Meter Cost	Special Charges	Total Cost	Avg Unit Cost	% of Total Cost
Site: RAYMOND TELLES ACADE - RAYMOND TELLES ACADE							
Electricity	35,200	KWH	\$3,614.87	\$0.00	\$3,614.87	0.1027	69.66%
Natural Gas	1,675	CCF	\$1,029.32	\$0.00	\$1,029.32	0.6145	19.84%
Water	113	CCF	\$310.87	\$0.00	\$310.87	2.7511	5.99%
Sewer	76	CCF	\$234.13	\$0.00	\$234.13	3.0807	4.51%
Total Cost:			\$5,189.19	\$0.00	\$5,189.19		



Filters: Cost Center Name Not Equal To DoNotReport; Billing Period Equal To 201102

elpaso

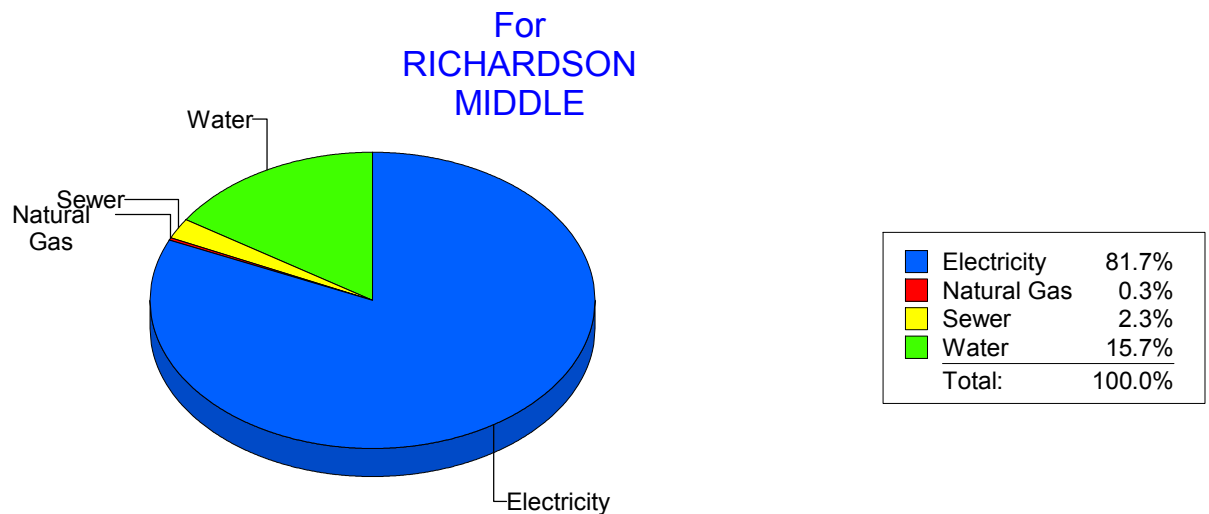
Energy CAP

Cost Avoidance Program

Cost Summary Graph

Grouped by Energy Type

Energy Type	Use	Units	Meter Cost	Special Charges	Total Cost	Avg Unit Cost	% of Total Cost
Site: RICHARDSON MIDDLE - RICHARDSON MIDDLE							
Electricity	118,200	KWH	\$10,204.33	\$0.00	\$10,204.33	0.0863	81.71%
Natural Gas	2	CCF	\$34.38	\$0.00	\$34.38	17.1900	0.28%
Water	468	CCF	\$1,964.44	\$0.00	\$1,964.44	4.1975	15.73%
Sewer	116	CCF	\$284.93	\$0.00	\$284.93	2.4563	2.28%
Total Cost:			\$12,488.08	\$0.00	\$12,488.08		



Filters: Cost Center Name Not Equal To DoNotReport; Billing Period Equal To 201102

elpaso

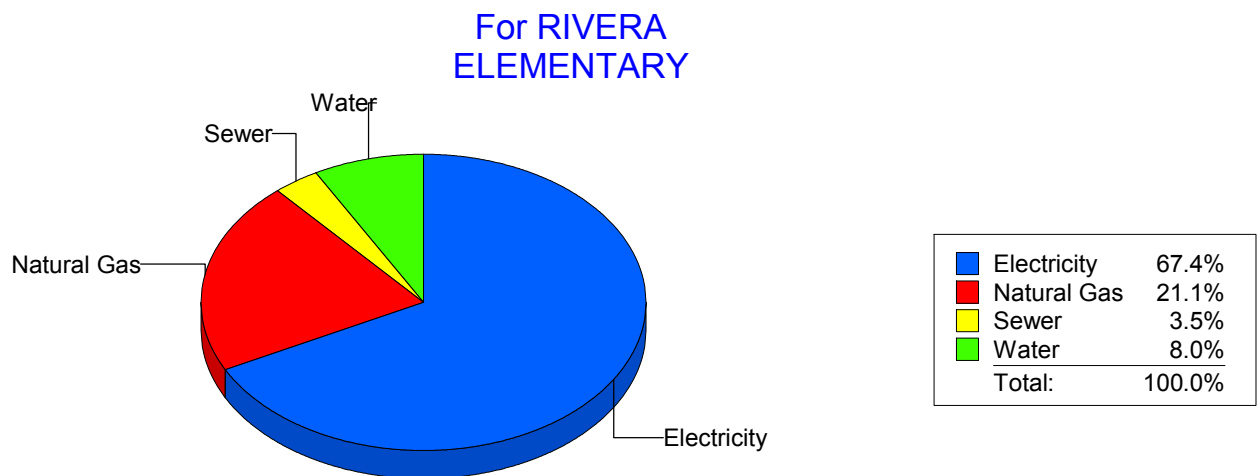
Energy CAP

Cost Avoidance Program

Cost Summary Graph

Grouped by Energy Type

Energy Type	Use	Units	Meter Cost	Special Charges	Total Cost	Avg Unit Cost	% of Total Cost
Site: RIVERA ELEMENTARY - RIVERA ELEMENTARY							
Electricity	49,200	KWH	\$5,507.14	\$0.00	\$5,507.14	0.1119	67.44%
Natural Gas	2,800	CCF	\$1,723.15	\$0.00	\$1,723.15	0.6154	21.10%
Water	231	CCF	\$653.42	\$0.00	\$653.42	2.8287	8.00%
Sewer	114	CCF	\$282.39	\$0.00	\$282.39	2.4771	3.46%
Total Cost:			\$8,166.10	\$0.00	\$8,166.10		



Filters: Cost Center Name Not Equal To DoNotReport; Billing Period Equal To 201102

elpaso

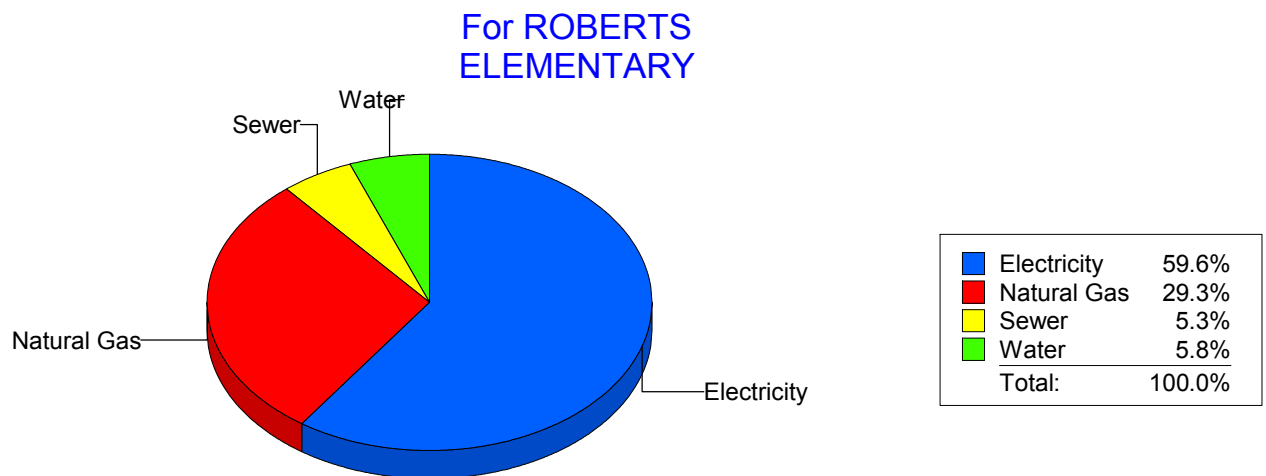
Energy CAP

Cost Avoidance Program

Cost Summary Graph

Grouped by Energy Type

Energy Type	Use	Units	Meter Cost	Special Charges	Total Cost	Avg Unit Cost	% of Total Cost
Site: ROBERTS ELEMENTARY - ROBERTS ELEMENTARY							
Electricity	44,609	KWH	\$4,430.39	\$0.00	\$4,430.39	0.0993	59.62%
Natural Gas	3,565	CCF	\$2,175.63	\$0.00	\$2,175.63	0.6103	29.28%
Water	191	CCF	\$429.39	\$0.00	\$429.39	2.2481	5.78%
Sewer	195	CCF	\$395.37	\$0.00	\$395.37	2.0275	5.32%
Total Cost:			\$7,430.78	\$0.00	\$7,430.78		



Filters: Cost Center Name Not Equal To DoNotReport; Billing Period Equal To 201102

elpaso

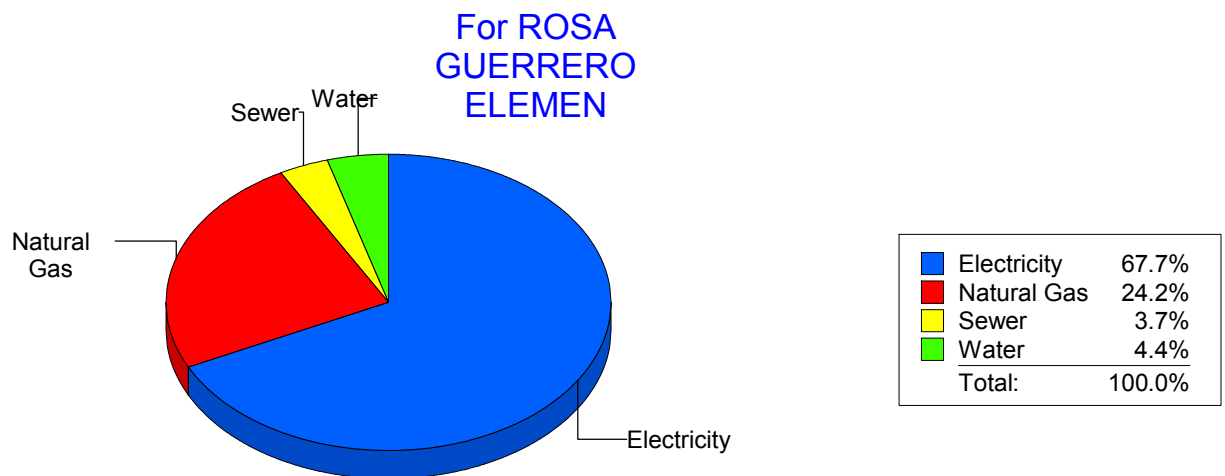
Energy CAP

Cost Avoidance Program

Cost Summary Graph

Grouped by Energy Type

Energy Type	Use	Units	Meter Cost	Special Charges	Total Cost	Avg Unit Cost	% of Total Cost
Site: ROSA GUERRERO ELEMEN - ROSA GUERRERO ELEMEN							
Electricity	64,660	KWH	\$6,959.73	\$0.00	\$6,959.73	0.1076	67.69%
Natural Gas	4,079	CCF	\$2,488.97	\$0.00	\$2,488.97	0.6102	24.21%
Water	185	CCF	\$453.47	\$0.00	\$453.47	2.4512	4.41%
Sewer	141	CCF	\$378.92	\$0.00	\$378.92	2.6874	3.69%
Total Cost:			\$10,281.09	\$0.00	\$10,281.09		



Filters: Cost Center Name Not Equal To DoNotReport; Billing Period Equal To 201102

elpaso

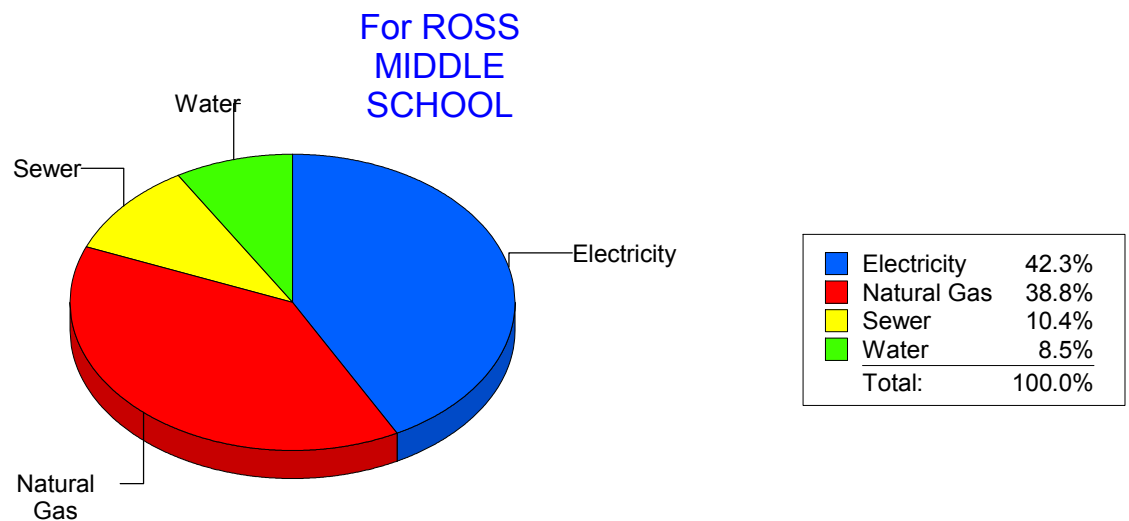
Energy CAP

Cost Avoidance Program

Cost Summary Graph

Grouped by Energy Type

Energy Type	Use	Units	Meter Cost	Special Charges	Total Cost	Avg Unit Cost	% of Total Cost
Site: ROSS MIDDLE SCHOOL - ROSS MIDDLE SCHOOL							
Electricity	50,566	KWH	\$5,658.75	\$0.00	\$5,658.75	0.1119	42.27%
Natural Gas	8,769	CCF	\$5,194.52	\$0.00	\$5,194.52	0.5924	38.81%
Water	701	CCF	\$1,141.64	\$0.00	\$1,141.64	1.6286	8.53%
Sewer	987	CCF	\$1,391.10	\$0.00	\$1,391.10	1.4094	10.39%
Total Cost:			\$13,386.01	\$0.00	\$13,386.01		



Filters: Cost Center Name Not Equal To DoNotReport; Billing Period Equal To 201102

elpaso

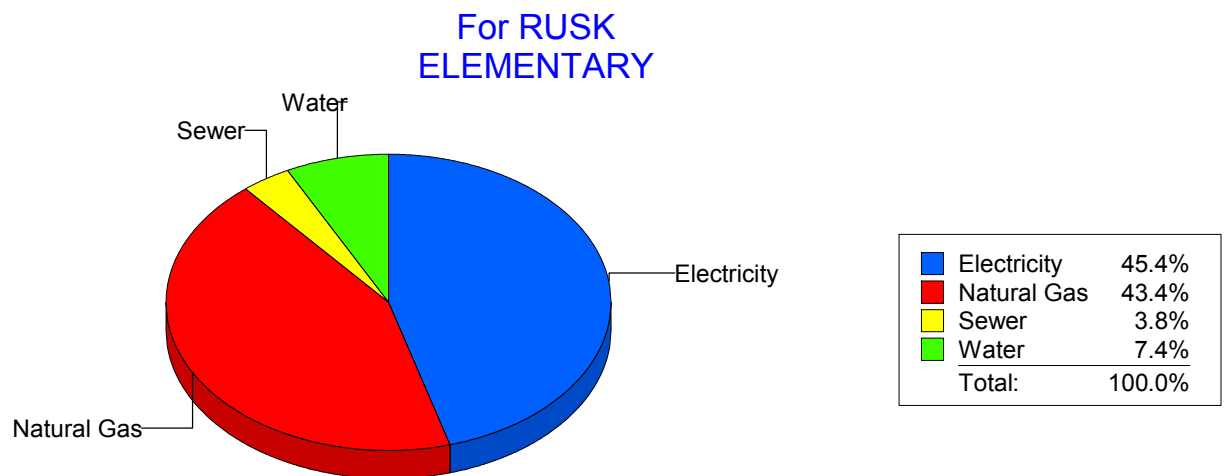
Energy CAP

Cost Avoidance Program

Cost Summary Graph

Grouped by Energy Type

Energy Type	Use	Units	Meter Cost	Special Charges	Total Cost	Avg Unit Cost	% of Total Cost
Site: RUSK ELEMENTARY - RUSK ELEMENTARY							
Electricity	24,883	KWH	\$3,030.63	\$0.00	\$3,030.63	0.1218	45.44%
Natural Gas	4,730	CCF	\$2,895.80	\$0.00	\$2,895.80	0.6122	43.42%
Water	183	CCF	\$492.96	\$0.00	\$492.96	2.6938	7.39%
Sewer	91	CCF	\$250.16	\$0.00	\$250.16	2.7490	3.75%
Total Cost:			\$6,669.55	\$0.00	\$6,669.55		



Filters: Cost Center Name Not Equal To DoNotReport; Billing Period Equal To 201102

elpaso

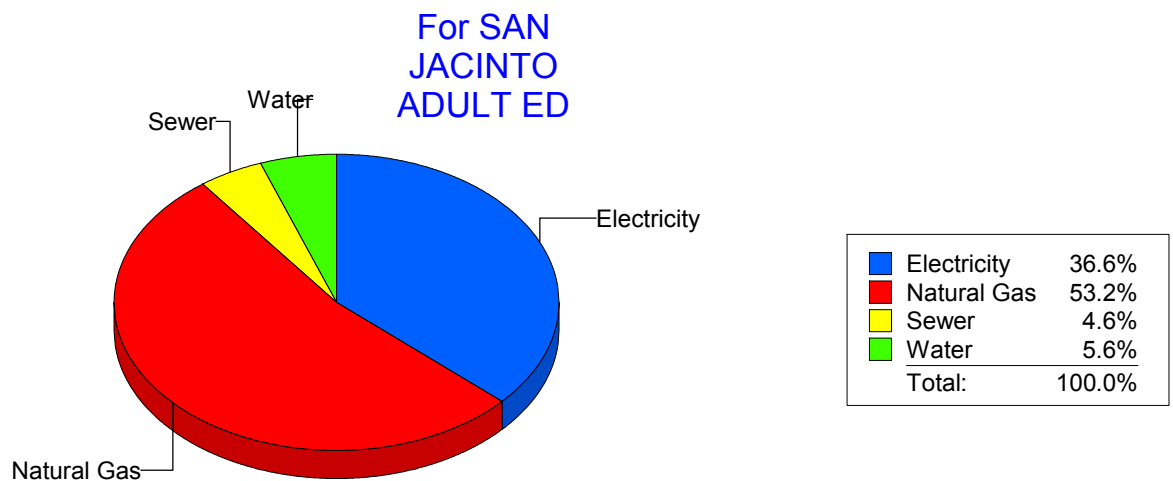
Energy CAP

Cost Avoidance Program

Cost Summary Graph

Grouped by Energy Type

Energy Type	Use	Units	Meter Cost	Special Charges	Total Cost	Avg Unit Cost	% of Total Cost
Site: SAN JACINTO ADULT ED - SAN JACINTO ADULT ED							
Electricity	6,400	KWH	\$860.68	\$0.00	\$860.68	0.1345	36.58%
Natural Gas	2,048	CCF	\$1,251.03	\$0.00	\$1,251.03	0.6109	53.16%
Water	48	CCF	\$132.23	\$0.00	\$132.23	2.7548	5.62%
Sewer	37	CCF	\$109.23	\$0.00	\$109.23	2.9522	4.64%
Total Cost:			\$2,353.17	\$0.00	\$2,353.17		



Filters: Cost Center Name Not Equal To DoNotReport; Billing Period Equal To 201102

elpaso

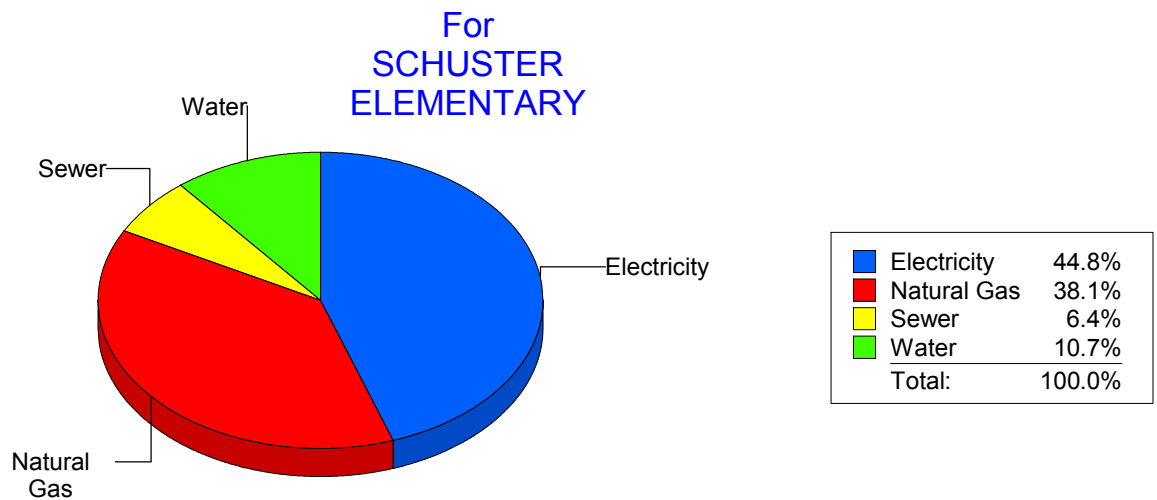
Energy CAP

Cost Avoidance Program

Cost Summary Graph

Grouped by Energy Type

Energy Type	Use	Units	Meter Cost	Special Charges	Total Cost	Avg Unit Cost	% of Total Cost
Site: SCHUSTER ELEMENTARY - SCHUSTER ELEMENTARY							
Electricity	22,080	KWH	\$1,961.62	\$0.00	\$1,961.62	0.0888	44.77%
Natural Gas	2,748	CCF	\$1,668.22	\$0.00	\$1,668.22	0.6071	38.07%
Water	281	CCF	\$470.08	\$0.00	\$470.08	1.6729	10.73%
Sewer	173	CCF	\$281.95	\$0.00	\$281.95	1.6298	6.43%
Total Cost:			\$4,381.87	\$0.00	\$4,381.87		



Filters: Cost Center Name Not Equal To DoNotReport; Billing Period Equal To 201102

elpaso

Energy CAP

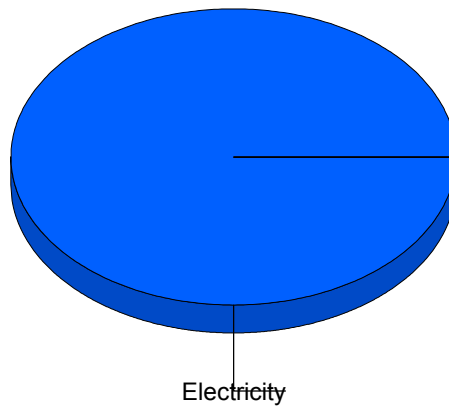
Cost Avoidance Program

Cost Summary Graph

Grouped by Energy Type

Energy Type	Use	Units	Meter Cost	Special Charges	Total Cost	Avg Unit Cost	% of Total Cost
Site: SKYPARK - SKY PARK							
Electricity	2,113	KWH	\$293.55	\$0.00	\$293.55	0.1389	100.00%
Total Cost:			\$293.55	\$0.00	\$293.55		

For SKY PARK



■ Electricity	100.0%
Total:	100.0%

Filters: Cost Center Name Not Equal To DoNotReport; Billing Period Equal To 201102

elpaso

Energy CAP

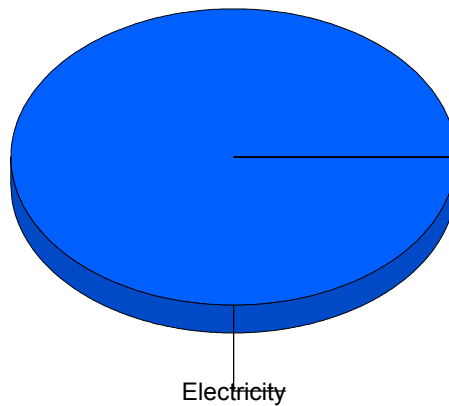
Cost Avoidance Program

Cost Summary Graph

Grouped by Energy Type

Energy Type	Use	Units	Meter Cost	Special Charges	Total Cost	Avg Unit Cost	% of Total Cost
Site: SKYPARKIB1 - SKY PARK I B1							
Electricity	1,919 KWH		\$268.95	\$0.00	\$268.95	0.1402	100.00%
Total Cost:			\$268.95	\$0.00	\$268.95		

For SKY PARK
I B1



■ Electricity	100.0%
Total:	100.0%

Filters: Cost Center Name Not Equal To DoNotReport; Billing Period Equal To 201102

elpaso

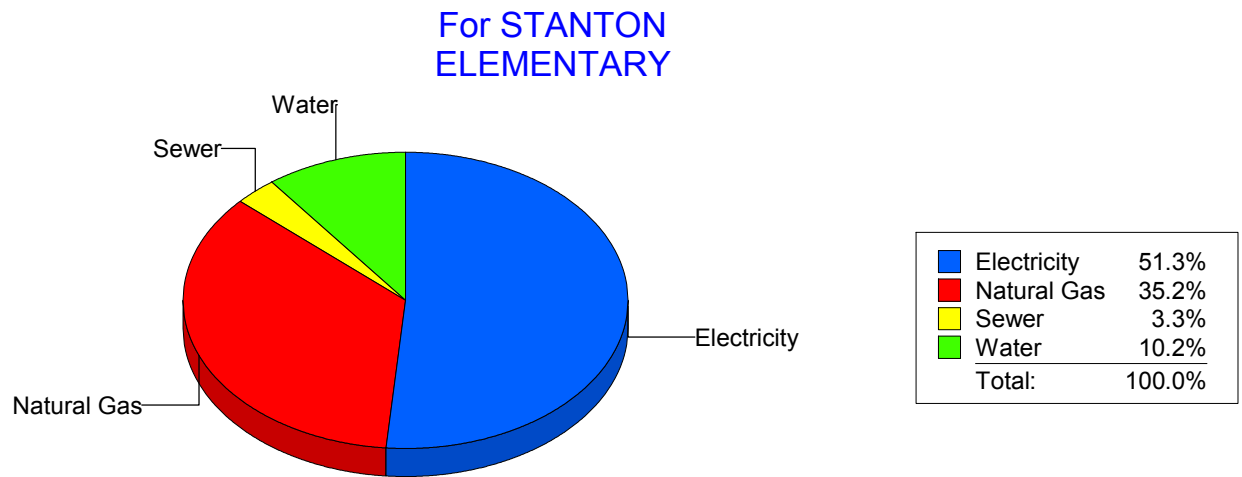
Energy CAP

Cost Avoidance Program

Cost Summary Graph

Grouped by Energy Type

Energy Type	Use	Units	Meter Cost	Special Charges	Total Cost	Avg Unit Cost	% of Total Cost
Site: STANTON ELEMENTARY - STANTON ELEMENTARY							
Electricity	32,342	KWH	\$3,681.26	\$0.00	\$3,681.26	0.1138	51.31%
Natural Gas	4,150	CCF	\$2,528.74	\$0.00	\$2,528.74	0.6093	35.25%
Water	270	CCF	\$729.54	\$0.00	\$729.54	2.7020	10.17%
Sewer	97	CCF	\$234.91	\$0.00	\$234.91	2.4218	3.27%
Total Cost:			\$7,174.45	\$0.00	\$7,174.45		



Filters: Cost Center Name Not Equal To DoNotReport; Billing Period Equal To 201102

elpaso

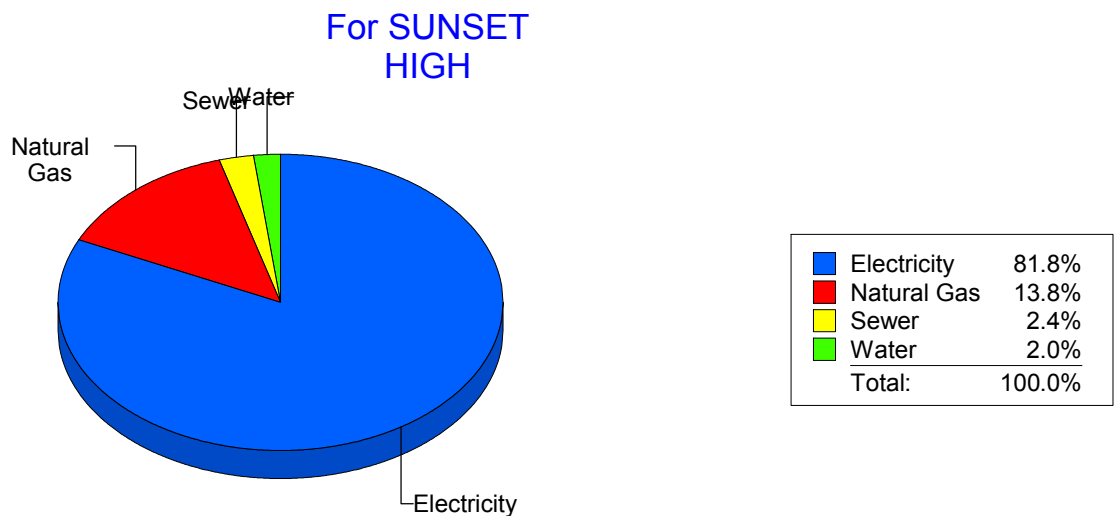
Energy CAP

Cost Avoidance Program

Cost Summary Graph

Grouped by Energy Type

Energy Type	Use	Units	Meter Cost	Special Charges	Total Cost	Avg Unit Cost	% of Total Cost
Site: SUNSET HIGH - SUNSET HIGH							
Electricity	24,440	KWH	\$2,901.32	\$0.00	\$2,901.32	0.1187	81.82%
Natural Gas	767	CCF	\$488.39	\$0.00	\$488.39	0.6368	13.77%
Water	5	CCF	\$69.88	\$0.00	\$69.88	13.9760	1.97%
Sewer	19	CCF	\$86.37	\$0.00	\$86.37	4.5458	2.44%
Total Cost:			\$3,545.96	\$0.00	\$3,545.96		



Filters: Cost Center Name Not Equal To DoNotReport; Billing Period Equal To 201102

elpaso

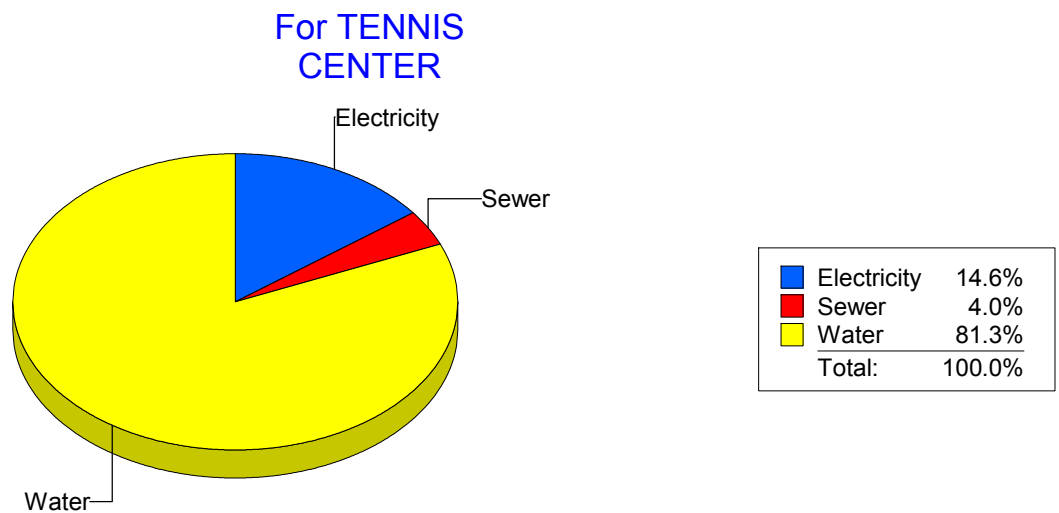
Energy CAP

Cost Avoidance Program

Cost Summary Graph

Grouped by Energy Type

Energy Type	Use	Units	Meter Cost	Special Charges	Total Cost	Avg Unit Cost	% of Total Cost
Site: TENNISCENTER - TENNIS CENTER							
Electricity	592 KWH		\$230.68	\$0.00	\$230.68	0.3897	14.64%
Water	336 CCF		\$1,281.44	\$0.00	\$1,281.44	3.8138	81.33%
Sewer	1 CCF		\$63.51	\$0.00	\$63.51	63.5100	4.03%
Total Cost:			\$1,575.63	\$0.00	\$1,575.63		



Filters: Cost Center Name Not Equal To DoNotReport; Billing Period Equal To 201102

elpaso

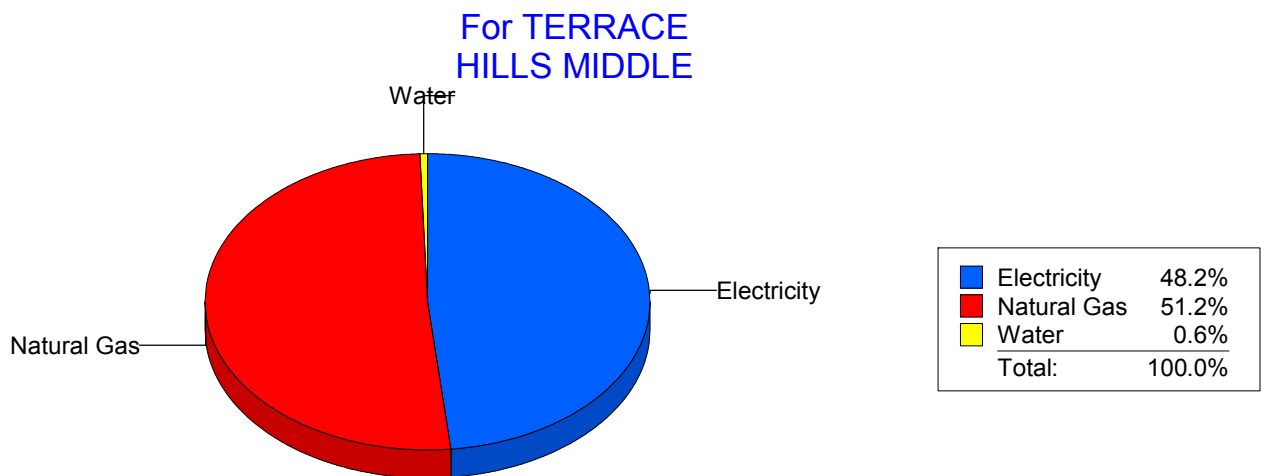
Energy CAP

Cost Avoidance Program

Cost Summary Graph

Grouped by Energy Type

Energy Type	Use	Units	Meter Cost	Special Charges	Total Cost	Avg Unit Cost	% of Total Cost
Site: TERRACE HILLS MIDDLE - TERRACE HILLS MIDDLE							
Electricity	30,600	KWH	\$3,001.33	\$0.00	\$3,001.33	0.0981	48.22%
Natural Gas	5,257	CCF	\$3,186.11	\$0.00	\$3,186.11	0.6061	51.19%
Water	0	CCF	\$36.36	\$0.00	\$36.36	0.0000	0.58%
Total Cost:			\$6,223.80	\$0.00	\$6,223.80		



Filters: Cost Center Name Not Equal To DoNotReport; Billing Period Equal To 201102

elpaso

Energy CAP

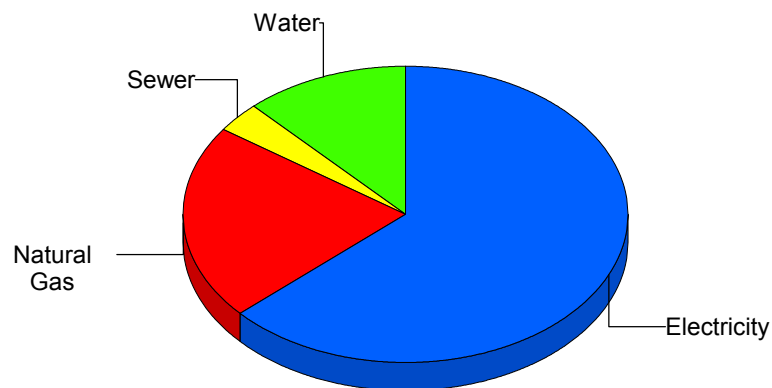
Cost Avoidance Program

Cost Summary Graph

Grouped by Energy Type

Energy Type	Use	Units	Meter Cost	Special Charges	Total Cost	Avg Unit Cost	% of Total Cost
Site: TIPPIN - TIPPIN ELEMENTARY							
Electricity	53,640	KWH	\$5,525.71	\$0.00	\$5,525.71	0.1030	63.39%
Natural Gas	3,074	CCF	\$1,861.58	\$0.00	\$1,861.58	0.6056	21.36%
Water	206	CCF	\$1,050.56	\$0.00	\$1,050.56	5.0998	12.05%
Sewer	111	CCF	\$278.58	\$0.00	\$278.58	2.5097	3.20%
Total Cost:			\$8,716.43	\$0.00	\$8,716.43		

For TIPPIN
ELEMENTARY



Electricity	63.4%
Natural Gas	21.4%
Sewer	3.2%
Water	12.1%
Total:	100.0%

Filters: Cost Center Name Not Equal To DoNotReport; Billing Period Equal To 201102

elpaso

Energy CAP

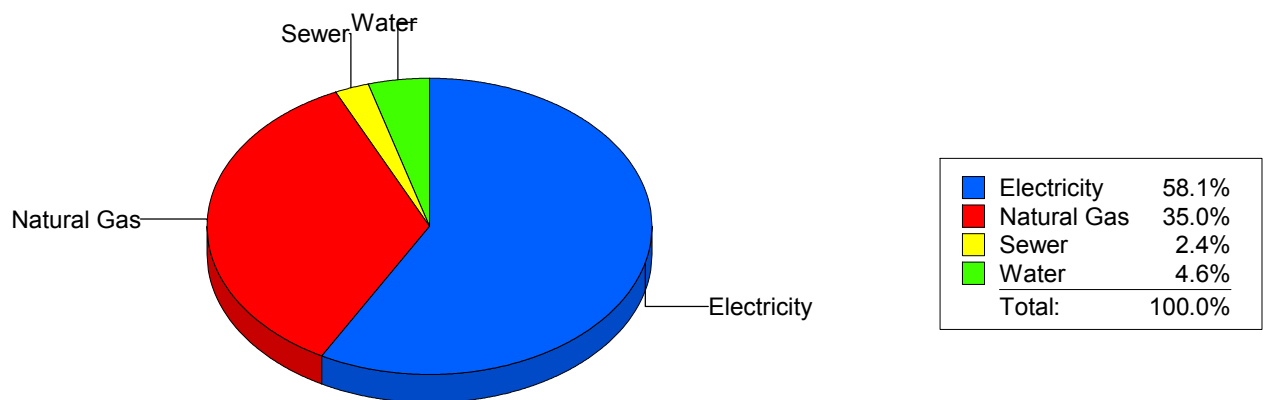
Cost Avoidance Program

Cost Summary Graph

Grouped by Energy Type

Energy Type	Use	Units	Meter Cost	Special Charges	Total Cost	Avg Unit Cost	% of Total Cost
Site: TOMLEA - TOM LEA							
Electricity	51,960 KWH		\$5,300.99	\$0.00	\$5,300.99	0.1020	58.09%
Natural Gas	5,343 CCF		\$3,189.49	\$0.00	\$3,189.49	0.5969	34.95%
Water	103 CCF		\$415.55	\$0.00	\$415.55	4.0345	4.55%
Sewer	64 CCF		\$218.89	\$0.00	\$218.89	3.4202	2.40%
Total Cost:			\$9,124.92	\$0.00	\$9,124.92		

For TOM LEA



Filters: Cost Center Name Not Equal To DoNotReport; Billing Period Equal To 201102

elpaso

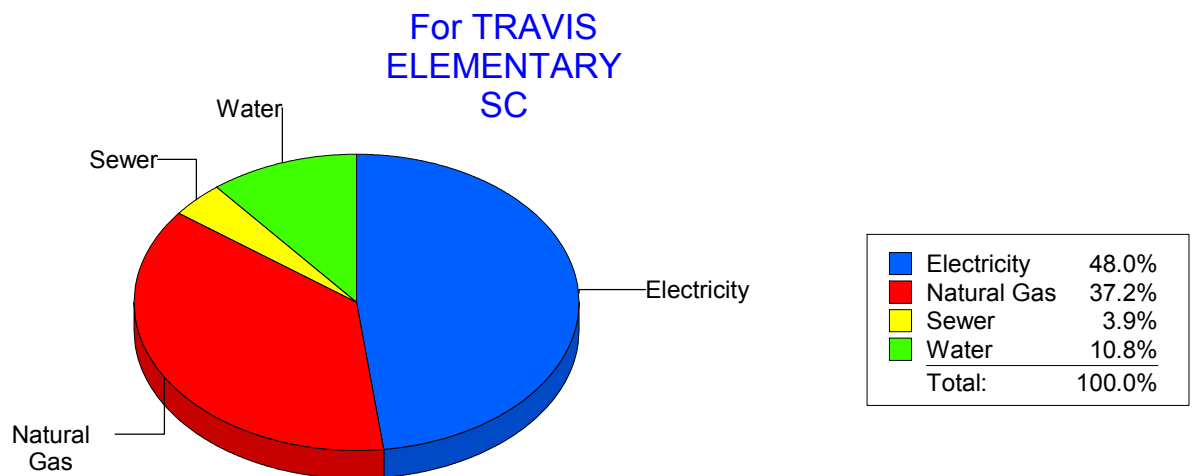
Energy CAP

Cost Avoidance Program

Cost Summary Graph

Grouped by Energy Type

Energy Type	Use	Units	Meter Cost	Special Charges	Total Cost	Avg Unit Cost	% of Total Cost
Site: TRAVIS ELEMENTARY SC - TRAVIS ELEMENTARY SC							
Electricity	27,616	KWH	\$2,890.80	\$0.00	\$2,890.80	0.1047	48.01%
Natural Gas	3,679	CCF	\$2,241.43	\$0.00	\$2,241.43	0.6092	37.22%
Water	221	CCF	\$652.96	\$0.00	\$652.96	2.9546	10.84%
Sewer	98	CCF	\$236.18	\$0.00	\$236.18	2.4100	3.92%
Total Cost:			\$6,021.37	\$0.00	\$6,021.37		



Filters: Cost Center Name Not Equal To DoNotReport; Billing Period Equal To 201102

elpaso

Energy CAP

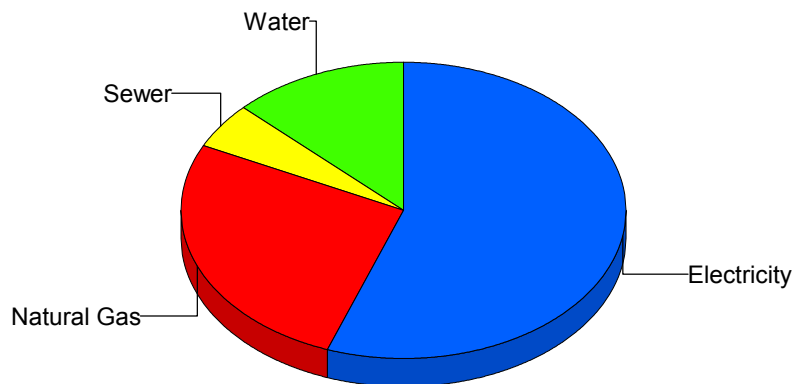
Cost Avoidance Program

Cost Summary Graph

Grouped by Energy Type

Energy Type	Use	Units	Meter Cost	Special Charges	Total Cost	Avg Unit Cost	% of Total Cost
Site: VILAS ELEMENTARY - VILAS ELEMENTARY							
Electricity	35,703	KWH	\$4,908.24	\$0.00	\$4,908.24	0.1375	55.57%
Natural Gas	3,741	CCF	\$2,348.67	\$0.00	\$2,348.67	0.6278	26.59%
Water	271	CCF	\$1,137.80	\$0.00	\$1,137.80	4.1985	12.88%
Sewer	141	CCF	\$438.14	\$0.00	\$438.14	3.1074	4.96%
Total Cost:			\$8,832.85	\$0.00	\$8,832.85		

For VILAS
ELEMENTARY



Electricity	55.6%
Natural Gas	26.6%
Sewer	5.0%
Water	12.9%
Total:	100.0%

Filters: Cost Center Name Not Equal To DoNotReport; Billing Period Equal To 201102

elpaso

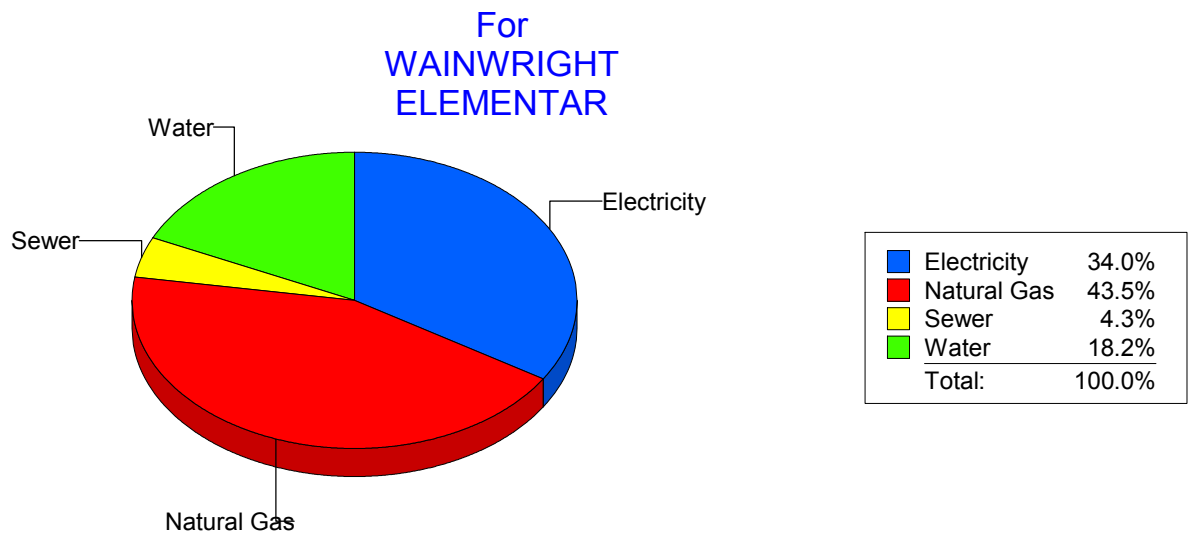
Energy CAP

Cost Avoidance Program

Cost Summary Graph

Grouped by Energy Type

Energy Type	Use	Units	Meter Cost	Special Charges	Total Cost	Avg Unit Cost	% of Total Cost
Site: WAINWRIGHT ELEMENTAR - WAINWRIGHT ELEMENTAR							
Electricity	10,161	KWH	\$1,172.05	\$0.00	\$1,172.05	0.1153	33.99%
Natural Gas	2,358	CCF	\$1,501.08	\$0.00	\$1,501.08	0.6366	43.53%
Water	117	CCF	\$626.55	\$0.00	\$626.55	5.3551	18.17%
Sewer	11	CCF	\$148.56	\$0.00	\$148.56	13.5055	4.31%
Total Cost:			\$3,448.24	\$0.00	\$3,448.24		



Filters: Cost Center Name Not Equal To DoNotReport; Billing Period Equal To 201102

elpaso

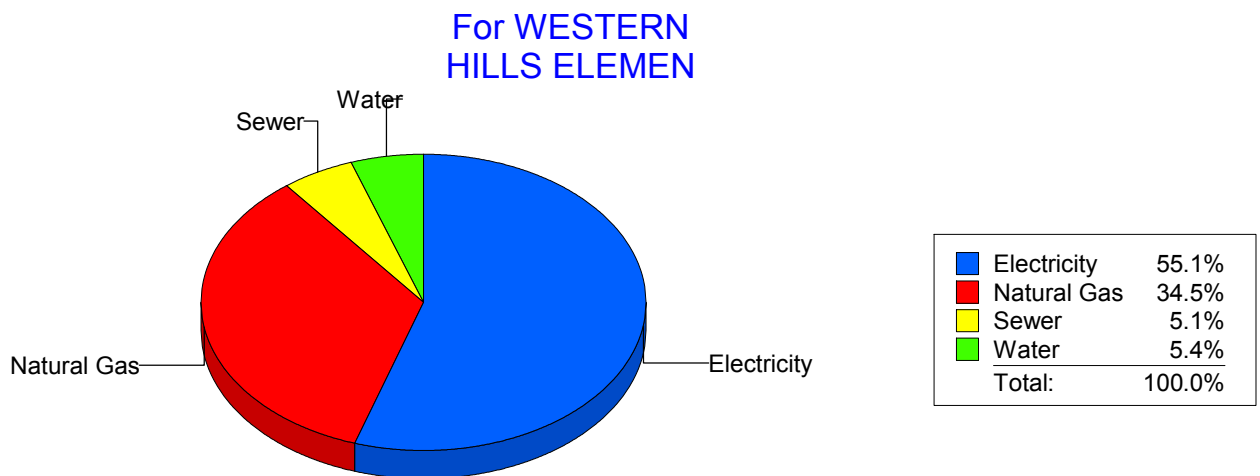
Energy CAP

Cost Avoidance Program

Cost Summary Graph

Grouped by Energy Type

Energy Type	Use	Units	Meter Cost	Special Charges	Total Cost	Avg Unit Cost	% of Total Cost
Site: WESTERN HILLS ELEMEN - WESTERN HILLS ELEMEN							
Electricity	44,400	KWH	\$4,635.81	\$0.00	\$4,635.81	0.1044	55.05%
Natural Gas	4,859	CCF	\$2,906.24	\$0.00	\$2,906.24	0.5981	34.51%
Water	142	CCF	\$451.74	\$0.00	\$451.74	3.1813	5.36%
Sewer	120	CCF	\$426.59	\$0.00	\$426.59	3.5549	5.07%
Total Cost:			\$8,420.38	\$0.00	\$8,420.38		



Filters: Cost Center Name Not Equal To DoNotReport; Billing Period Equal To 201102

elpaso

Energy CAP

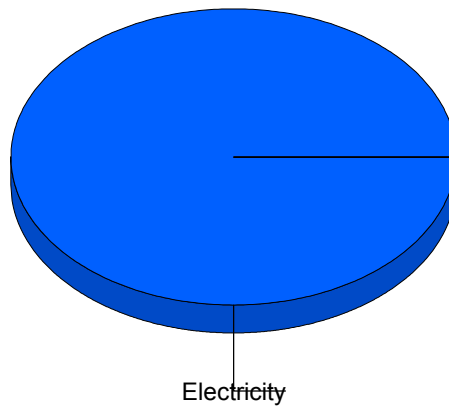
Cost Avoidance Program

Cost Summary Graph

Grouped by Energy Type

Energy Type	Use	Units	Meter Cost	Special Charges	Total Cost	Avg Unit Cost	% of Total Cost
Site: WESTSIDE TRANSPORTAT - WESTSIDE TRANSPORTAT							
Electricity	2,045	KWH	\$250.97	\$0.00	\$250.97	0.1227	100.00%
Total Cost:			\$250.97	\$0.00	\$250.97		

For WESTSIDE
TRANSPORTAT



■ Electricity	100.0%
Total:	100.0%

Filters: Cost Center Name Not Equal To DoNotReport; Billing Period Equal To 201102

elpaso

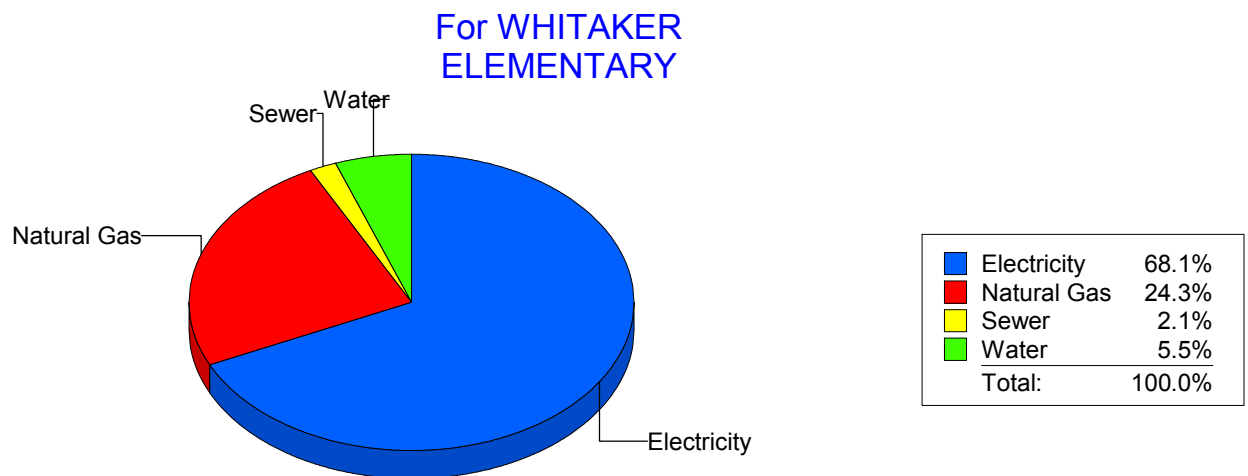
Energy CAP

Cost Avoidance Program

Cost Summary Graph

Grouped by Energy Type

Energy Type	Use	Units	Meter Cost	Special Charges	Total Cost	Avg Unit Cost	% of Total Cost
Site: WHITAKER ELEMENTARY - WHITAKER ELEMENTARY							
Electricity	78,480	KWH	\$8,382.33	\$0.00	\$8,382.33	0.1068	68.08%
Natural Gas	5,015	CCF	\$2,997.54	\$0.00	\$2,997.54	0.5977	24.34%
Water	232	CCF	\$675.24	\$0.00	\$675.24	2.9105	5.48%
Sewer	95	CCF	\$258.26	\$0.00	\$258.26	2.7185	2.10%
Total Cost:			\$12,313.37	\$0.00	\$12,313.37		



Filters: Cost Center Name Not Equal To DoNotReport; Billing Period Equal To 201102

elpaso

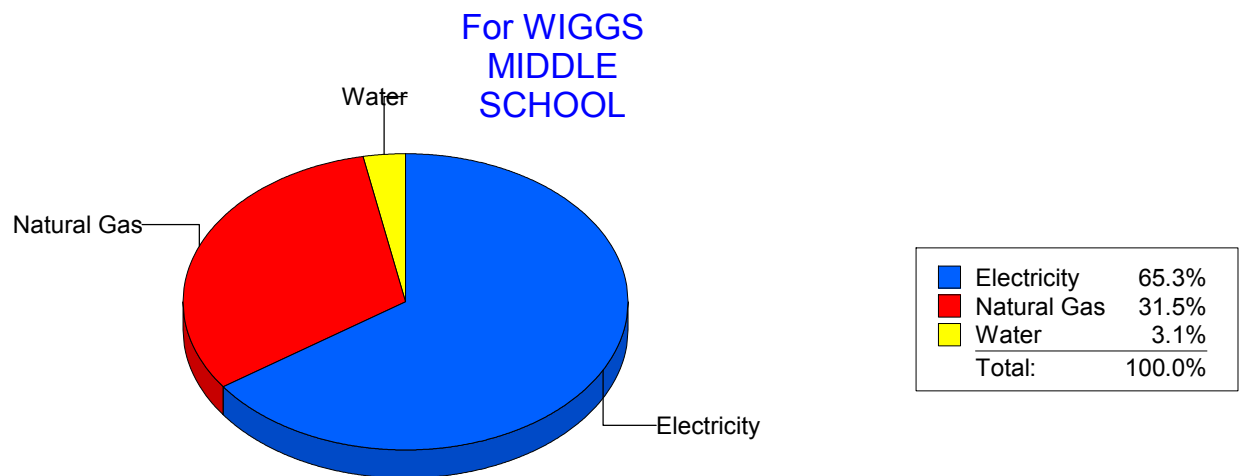
Energy CAP

Cost Avoidance Program

Cost Summary Graph

Grouped by Energy Type

Energy Type	Use	Units	Meter Cost	Special Charges	Total Cost	Avg Unit Cost	% of Total Cost
Site: WIGGS MIDDLE SCHOOL - WIGGS MIDDLE SCHOOL							
Electricity	56,740	KWH	\$5,998.10	\$0.00	\$5,998.10	0.1057	65.34%
Natural Gas	4,841	CCF	\$2,895.71	\$0.00	\$2,895.71	0.5982	31.54%
Water	50	CCF	\$285.98	\$0.00	\$285.98	5.7196	3.12%
Total Cost:			\$9,179.79	\$0.00	\$9,179.79		



Filters: Cost Center Name Not Equal To DoNotReport; Billing Period Equal To 201102

elpaso

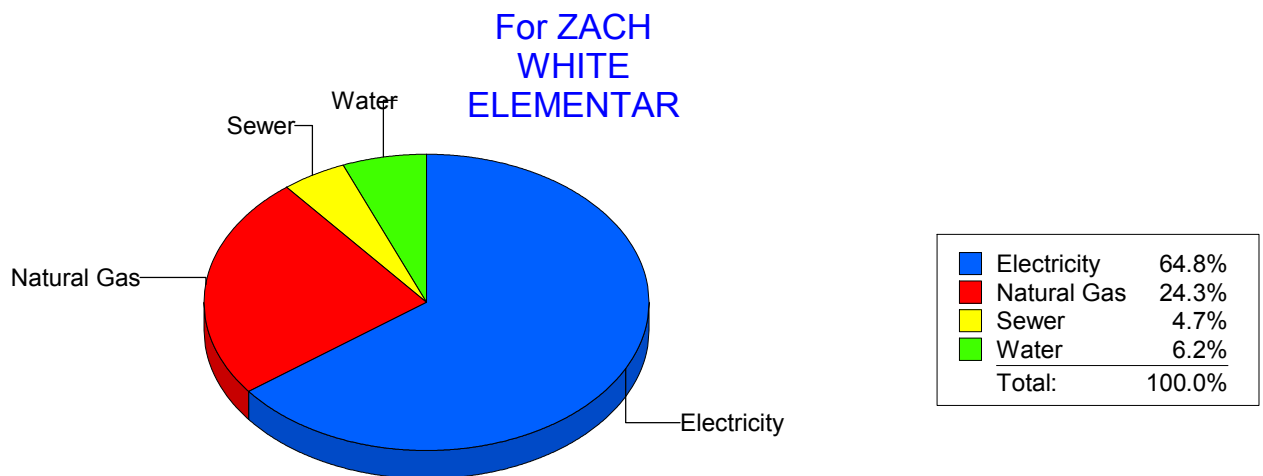
Energy CAP

Cost Avoidance Program

Cost Summary Graph

Grouped by Energy Type

Energy Type	Use	Units	Meter Cost	Special Charges	Total Cost	Avg Unit Cost	% of Total Cost
Site: ZACH WHITE ELEMENTAR - ZACH WHITE ELEMENTAR							
Electricity	48,600	KWH	\$5,545.48	\$0.00	\$5,545.48	0.1141	64.79%
Natural Gas	3,384	CCF	\$2,078.60	\$0.00	\$2,078.60	0.6142	24.28%
Water	135	CCF	\$532.61	\$0.00	\$532.61	3.9453	6.22%
Sewer	111	CCF	\$403.06	\$0.00	\$403.06	3.6312	4.71%
Total Cost:			\$8,559.75	\$0.00	\$8,559.75		



Filters: Cost Center Name Not Equal To DoNotReport; Billing Period Equal To 201102

elpaso

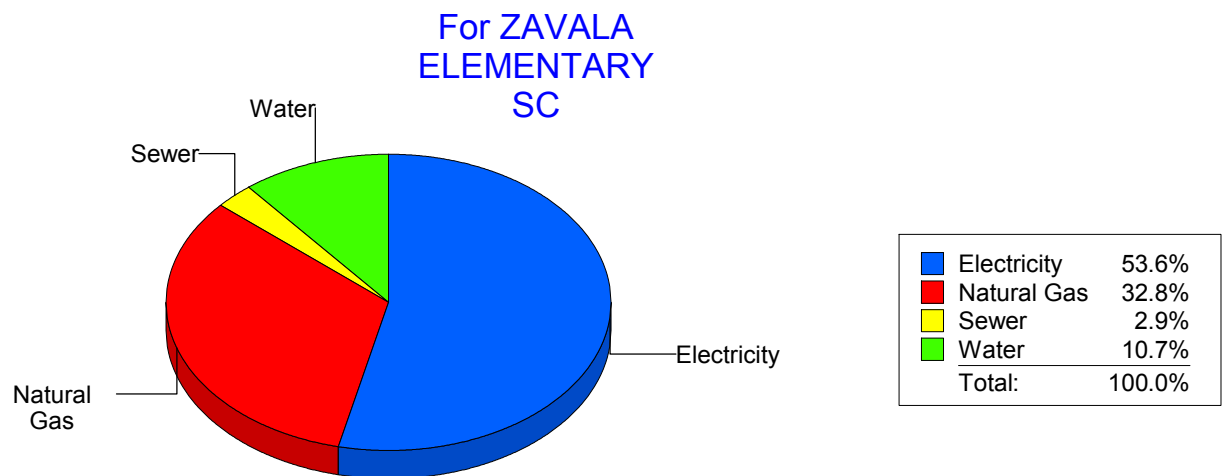
Energy CAP

Cost Avoidance Program

Cost Summary Graph

Grouped by Energy Type

Energy Type	Use	Units	Meter Cost	Special Charges	Total Cost	Avg Unit Cost	% of Total Cost
Site: ZAVALA ELEMENTARY SC - ZAVALA ELEMENTARY SC							
Electricity	26,753	KWH	\$2,259.17	\$0.00	\$2,259.17	0.0844	53.64%
Natural Gas	2,263	CCF	\$1,379.43	\$0.00	\$1,379.43	0.6096	32.75%
Water	122	CCF	\$451.17	\$0.00	\$451.17	3.6981	10.71%
Sewer	47	CCF	\$121.93	\$0.00	\$121.93	2.5943	2.90%
Total Cost:			\$4,211.70	\$0.00	\$4,211.70		



Filters: Cost Center Name Not Equal To DoNotReport; Billing Period Equal To 201102

elpaso

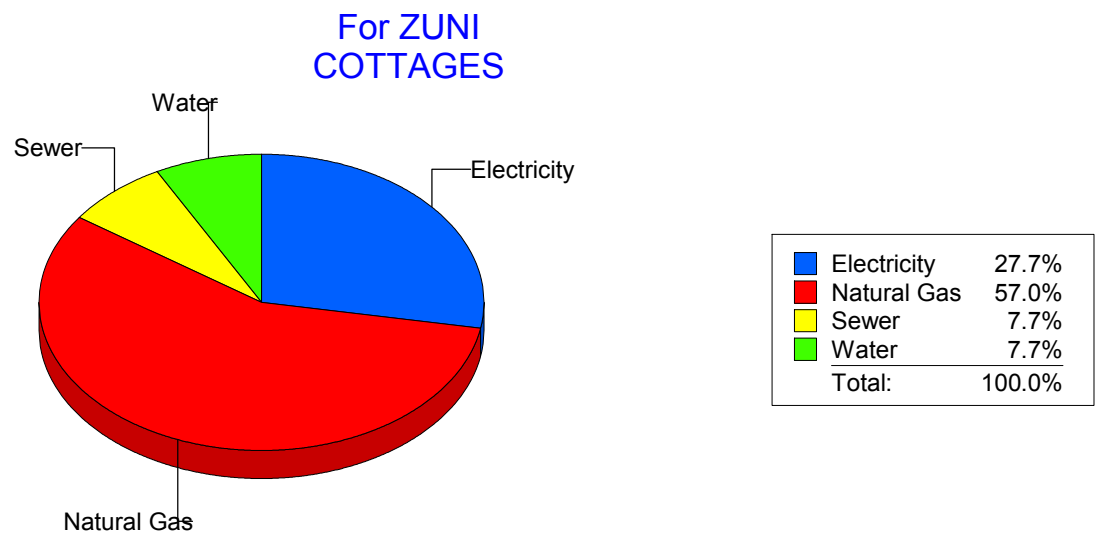
Energy CAP

Cost Avoidance Program

Cost Summary Graph

Grouped by Energy Type

Energy Type	Use	Units	Meter Cost	Special Charges	Total Cost	Avg Unit Cost	% of Total Cost
Site: ZUNI COTTAGES - ZUNI COTTAGES							
Electricity	358 KWH		\$82.30	\$0.00	\$82.30	0.2299	27.68%
Natural Gas	197 CCF		\$169.47	\$0.00	\$169.47	0.8603	56.99%
Water	1 CCF		\$22.85	\$0.00	\$22.85	22.8500	7.68%
Sewer	2 CCF		\$22.76	\$0.00	\$22.76	11.3800	7.65%
Total Cost:			\$297.38	\$0.00	\$297.38		



Filters: Cost Center Name Not Equal To DoNotReport; Billing Period Equal To 201102

elpaso

Energy CAP

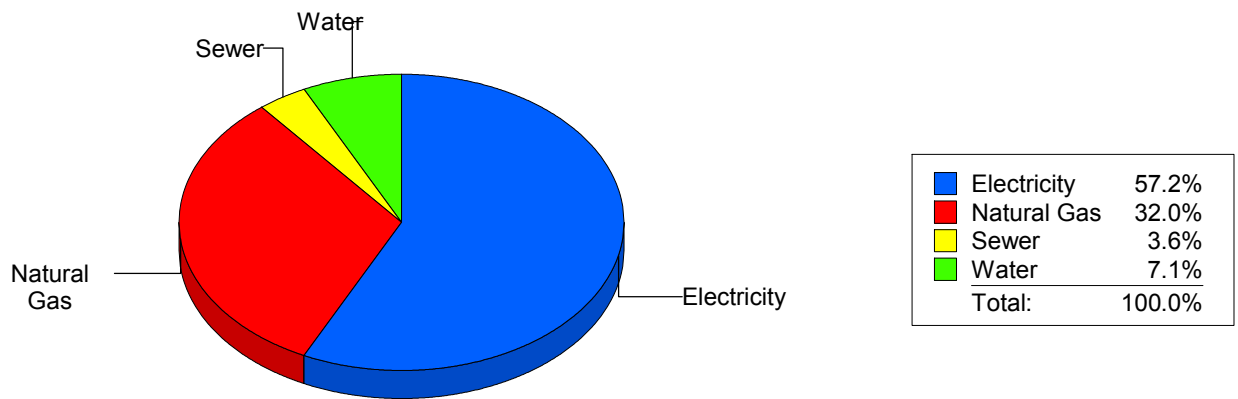
Cost Avoidance Program

Cost Summary Graph

Grouped by Energy Type

Energy Type	Use	Units	Meter Cost	Special Charges	Total Cost	Avg Unit Cost	% of Total Cost
All Sites							
Electricity	5,916,320	KWH	\$595,942.69	\$0.00	\$595,942.69	0.1007	57.23%
Natural Gas	555,835	CCF	\$333,382.70	\$0.00	\$333,382.70	0.5998	32.01%
Water	27,378	CCF	\$74,450.87	\$0.00	\$74,450.87	2.7194	7.15%
Sewer	16,507	CCF	\$37,603.83	\$0.00	\$37,603.83	2.2781	3.61%
Total Cost:			\$1,041,380.09	\$0.00	\$1,041,380.09		

For All Sites



Filters: Cost Center Name Not Equal To DoNotReport; Billing Period Equal To 201102