

el Paso

Energy CAP

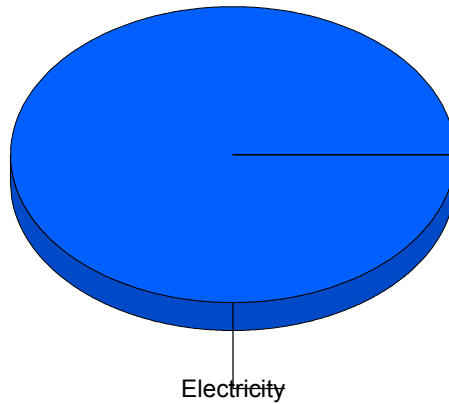
Cost Avoidance Program

Cost Summary Graph

Grouped by Energy Type

| Energy Type | Use | Units | Meter Cost | Special Charges | Total Cost | Avg Unit Cost | % of Total Cost |
|---|-------|-------|-----------------|-----------------|-----------------|---------------|-----------------|
| Site: ALAMO ELEMENTARY SCH - ALAMO ELEMENTARY SCH | | | | | | | |
| Electricity | 3,750 | KWH | \$518.99 | \$0.00 | \$518.99 | 0.1384 | 100.00% |
| Total Cost: | | | \$518.99 | \$0.00 | \$518.99 | | |

For ALAMO
ELEMENTARY
SCH



| | |
|---------------|--------|
| ■ Electricity | 100.0% |
| Total: | 100.0% |

Filters: Cost Center Name Not Equal To DoNotReport; Billing Period Equal To 201411All Meter CodesAll Group Names

elpaso

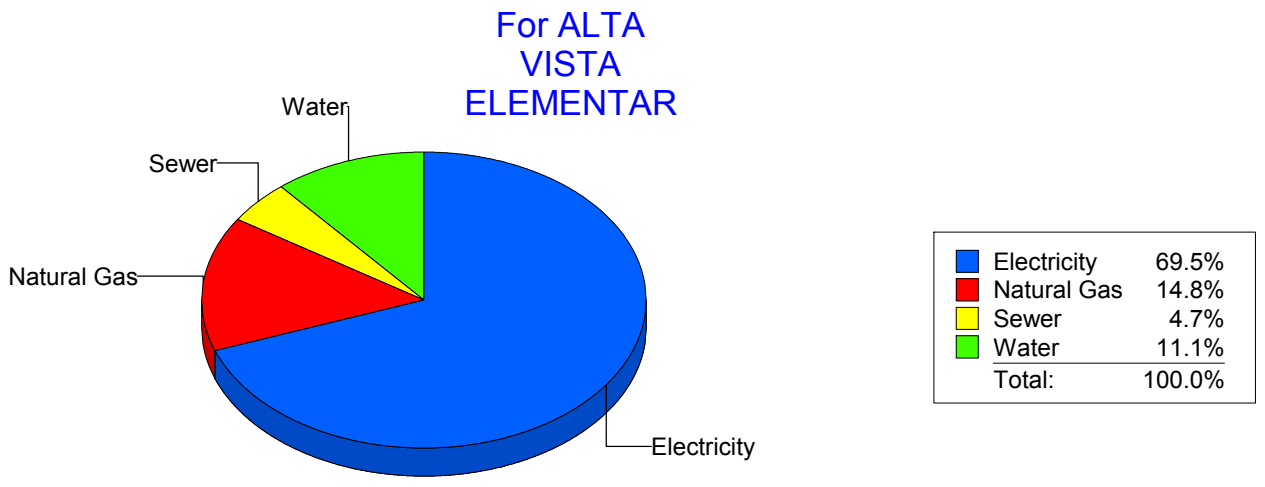
Energy CAP

Cost Avoidance Program

Cost Summary Graph

Grouped by Energy Type

| Energy Type | Use | Units | Meter Cost | Special Charges | Total Cost | Avg Unit Cost | % of Total Cost |
|--|--------|-------|-------------------|-----------------|-------------------|---------------|-----------------|
| Site: ALTA VISTA ELEMENTAR - ALTA VISTA ELEMENTAR | | | | | | | |
| Electricity | 26,550 | KWH | \$3,107.96 | \$0.00 | \$3,107.96 | 0.1171 | 69.47% |
| Natural Gas | 850 | CCF | \$660.86 | \$0.00 | \$660.86 | 0.7775 | 14.77% |
| Water | 211 | CCF | \$494.46 | \$0.00 | \$494.46 | 2.3434 | 11.05% |
| Sewer | 104 | CCF | \$210.84 | \$0.00 | \$210.84 | 2.0273 | 4.71% |
| Total Cost: | | | \$4,474.12 | \$0.00 | \$4,474.12 | | |



Filters: Cost Center Name Not Equal To DoNotReport; Billing Period Equal To 201411All Meter CodesAll Group Names

elpaso

Energy CAP

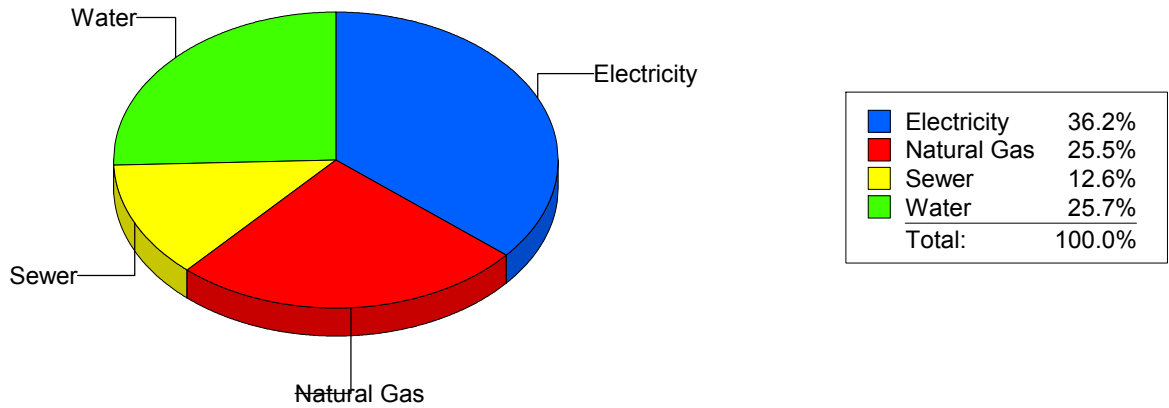
Cost Avoidance Program

Cost Summary Graph

Grouped by Energy Type

| Energy Type | Use | Units | Meter Cost | Special Charges | Total Cost | Avg Unit Cost | % of Total Cost |
|--|---------|-------|-------------------|-----------------|-------------------|---------------|-----------------|
| Site: ANDRESS HIGH SCHOOL - ANDRESS HIGH SCHOOL | | | | | | | |
| Electricity | 173,801 | KWH | \$3,366.87 | \$0.00 | \$3,366.87 | 0.0194 | 36.18% |
| Natural Gas | 3,628 | CCF | \$2,374.50 | \$0.00 | \$2,374.50 | 0.6545 | 25.52% |
| Water | 1,327 | CCF | \$2,387.83 | \$0.00 | \$2,387.83 | 1.7994 | 25.66% |
| Sewer | 744 | CCF | \$1,175.55 | \$0.00 | \$1,175.55 | 1.5800 | 12.63% |
| Total Cost: | | | \$9,304.75 | \$0.00 | \$9,304.75 | | |

For ANDRESS HIGH SCHOOL



Filters: Cost Center Name Not Equal To DoNotReport; Billing Period Equal To 201411All Meter CodesAll Group Names

el paso

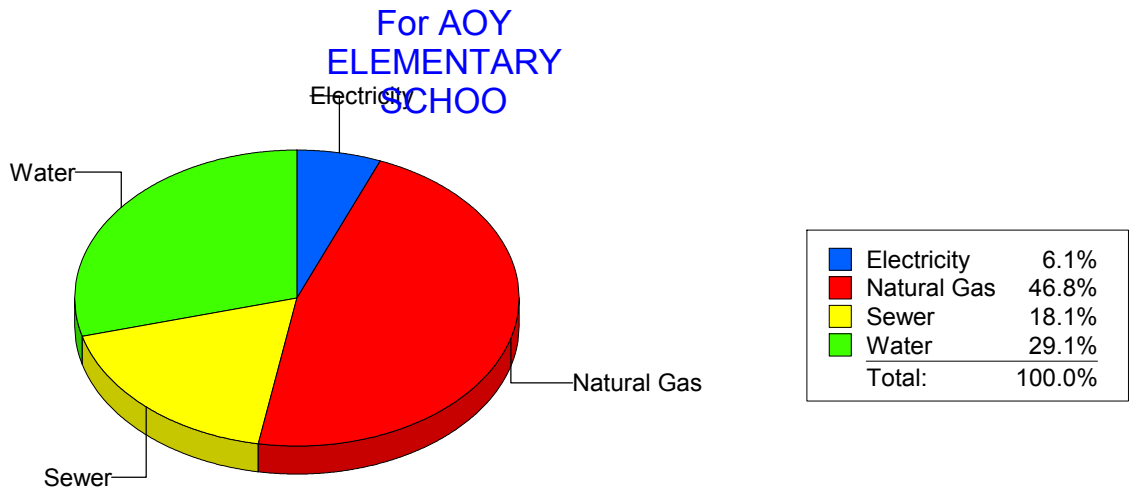
Energy CAP

Cost Avoidance Program

Cost Summary Graph

Grouped by Energy Type

| Energy Type | Use | Units | Meter Cost | Special Charges | Total Cost | Avg Unit Cost | % of Total Cost |
|--|--------|-------|-------------------|-----------------|-------------------|---------------|-----------------|
| Site: AOY ELEMENTARY SCHOO - AOY ELEMENTARY SCHOO | | | | | | | |
| Electricity | 81,270 | KWH | \$153.01 | \$0.00 | \$153.01 | 0.0019 | 6.06% |
| Natural Gas | 1,733 | CCF | \$1,179.97 | \$0.00 | \$1,179.97 | 0.6809 | 46.77% |
| Water | 187 | CCF | \$733.35 | \$0.00 | \$733.35 | 3.9217 | 29.07% |
| Sewer | 126 | CCF | \$456.62 | \$0.00 | \$456.62 | 3.6240 | 18.10% |
| Total Cost: | | | \$2,522.95 | \$0.00 | \$2,522.95 | | |



Filters: Cost Center Name Not Equal To DoNotReport; Billing Period Equal To 201411All Meter CodesAll Group Names

el Paso

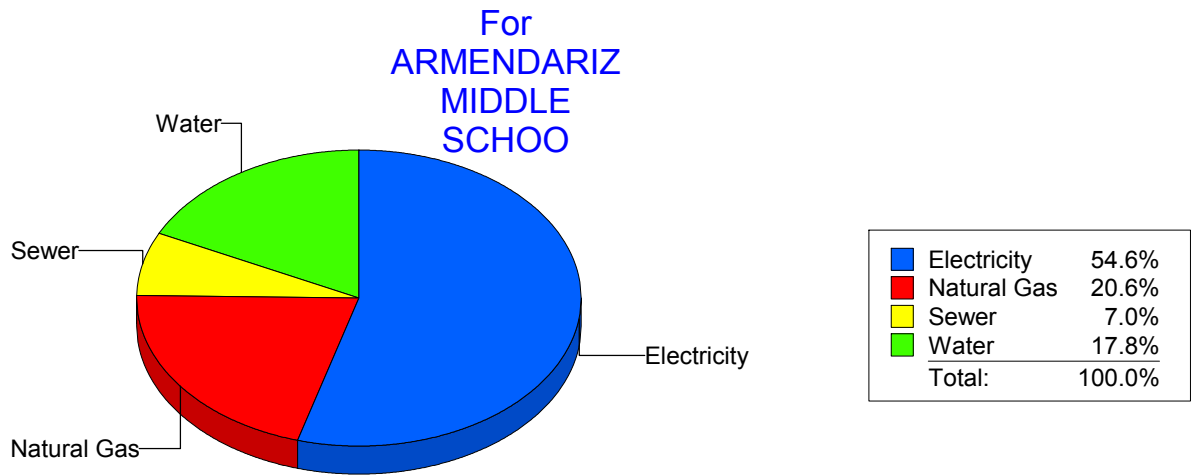
Energy CAP

Cost Avoidance Program

Cost Summary Graph

Grouped by Energy Type

| Energy Type | Use | Units | Meter Cost | Special Charges | Total Cost | Avg Unit Cost | % of Total Cost |
|--|--------|-------|-------------------|-----------------|-------------------|---------------|-----------------|
| Site: ARMENDARIZ MIDDLE SCHOO - ARMENDARIZ MIDDLE SCHOO | | | | | | | |
| Electricity | 69,500 | KWH | \$4,154.74 | \$0.00 | \$4,154.74 | 0.0598 | 54.55% |
| Natural Gas | 2,528 | CCF | \$1,572.23 | \$0.00 | \$1,572.23 | 0.6219 | 20.64% |
| Water | 504 | CCF | \$1,353.32 | \$0.00 | \$1,353.32 | 2.6852 | 17.77% |
| Sewer | 222 | CCF | \$535.59 | \$0.00 | \$535.59 | 2.4126 | 7.03% |
| Total Cost: | | | \$7,615.88 | \$0.00 | \$7,615.88 | | |



Filters: Cost Center Name Not Equal To DoNotReport; Billing Period Equal To 201411All Meter CodesAll Group Names

elpaso

Energy CAP

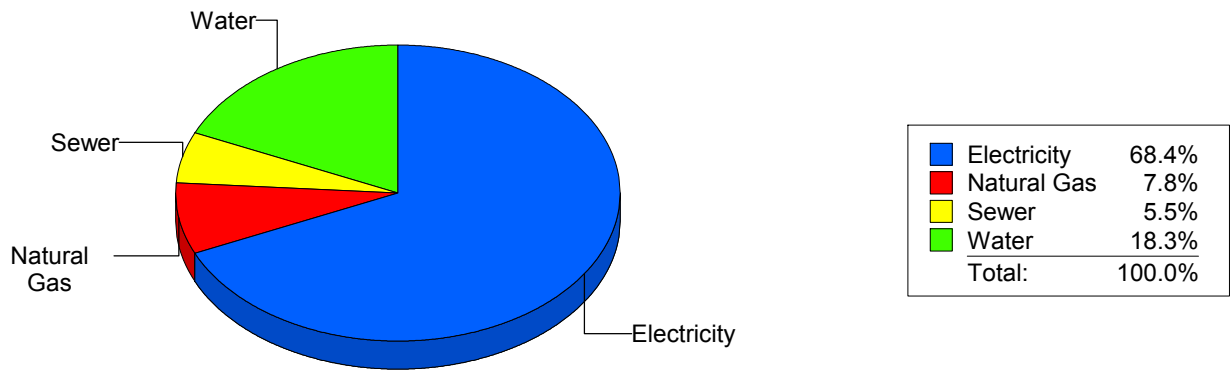
Cost Avoidance Program

Cost Summary Graph

Grouped by Energy Type

| Energy Type | Use | Units | Meter Cost | Special Charges | Total Cost | Avg Unit Cost | % of Total Cost |
|--|---------|-------|--------------------|-----------------|--------------------|---------------|-----------------|
| Site: AUSTIN HIGH SCHOOL - AUSTIN HIGH SCHOOL | | | | | | | |
| Electricity | 160,052 | KWH | \$16,941.41 | \$0.00 | \$16,941.41 | 0.1058 | 68.41% |
| Natural Gas | 2,881 | CCF | \$1,930.70 | \$0.00 | \$1,930.70 | 0.6701 | 7.80% |
| Water | 1,592 | CCF | \$4,528.01 | \$0.00 | \$4,528.01 | 2.8442 | 18.28% |
| Sewer | 560 | CCF | \$1,365.90 | \$0.00 | \$1,365.90 | 2.4391 | 5.52% |
| Total Cost: | | | \$24,766.02 | \$0.00 | \$24,766.02 | | |

For AUSTIN HIGH SCHOOL



Filters: Cost Center Name Not Equal To DoNotReport; Billing Period Equal To 201411All Meter CodesAll Group Names

elpaso

Energy CAP

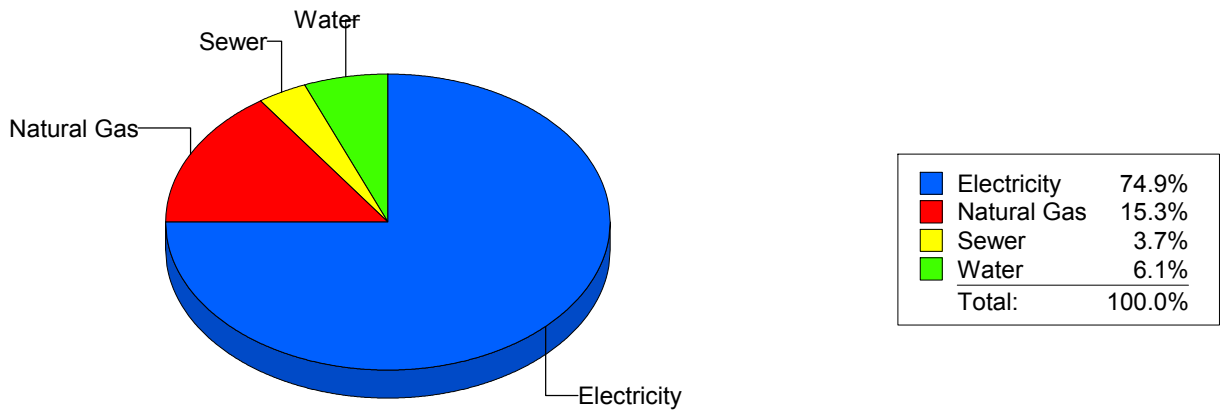
Cost Avoidance Program

Cost Summary Graph

Grouped by Energy Type

| Energy Type | Use | Units | Meter Cost | Special Charges | Total Cost | Avg Unit Cost | % of Total Cost |
|------------------------------|--------|-------|-------------------|-----------------|-------------------|---------------|-----------------|
| Site: BARRON - BARRON | | | | | | | |
| Electricity | 60,457 | KWH | \$7,017.66 | \$0.00 | \$7,017.66 | 0.1161 | 74.93% |
| Natural Gas | 2,151 | CCF | \$1,429.55 | \$0.00 | \$1,429.55 | 0.6646 | 15.26% |
| Water | 99 | CCF | \$572.68 | \$0.00 | \$572.68 | 5.7846 | 6.11% |
| Sewer | 66 | CCF | \$345.45 | \$0.00 | \$345.45 | 5.2341 | 3.69% |
| Total Cost: | | | \$9,365.34 | \$0.00 | \$9,365.34 | | |

For BARRON



Filters: Cost Center Name Not Equal To DoNotReport; Billing Period Equal To 201411All Meter CodesAll Group Names

elpaso

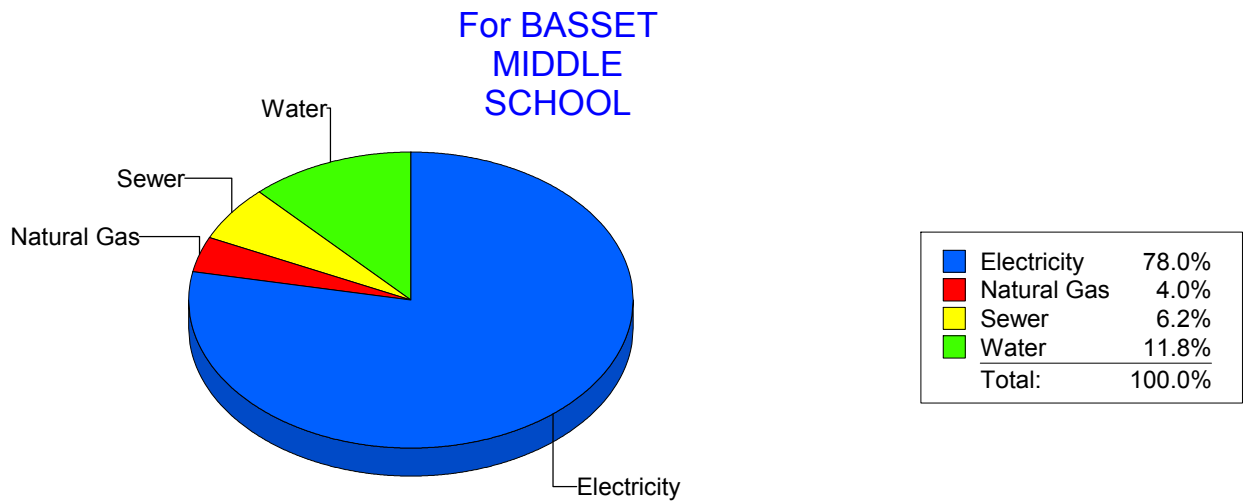
Energy CAP

Cost Avoidance Program

Cost Summary Graph

Grouped by Energy Type

| Energy Type | Use | Units | Meter Cost | Special Charges | Total Cost | Avg Unit Cost | % of Total Cost |
|--|--------|-------|-------------------|-----------------|-------------------|---------------|-----------------|
| Site: BASSET MIDDLE SCHOOL - BASSET MIDDLE SCHOOL | | | | | | | |
| Electricity | 63,049 | KWH | \$7,257.50 | \$0.00 | \$7,257.50 | 0.1151 | 77.98% |
| Natural Gas | 502 | CCF | \$375.19 | \$0.00 | \$375.19 | 0.7474 | 4.03% |
| Water | 524 | CCF | \$1,101.97 | \$0.00 | \$1,101.97 | 2.1030 | 11.84% |
| Sewer | 307 | CCF | \$572.49 | \$0.00 | \$572.49 | 1.8648 | 6.15% |
| Total Cost: | | | \$9,307.15 | \$0.00 | \$9,307.15 | | |



Filters: Cost Center Name Not Equal To DoNotReport; Billing Period Equal To 201411All Meter CodesAll Group Names

elpaso

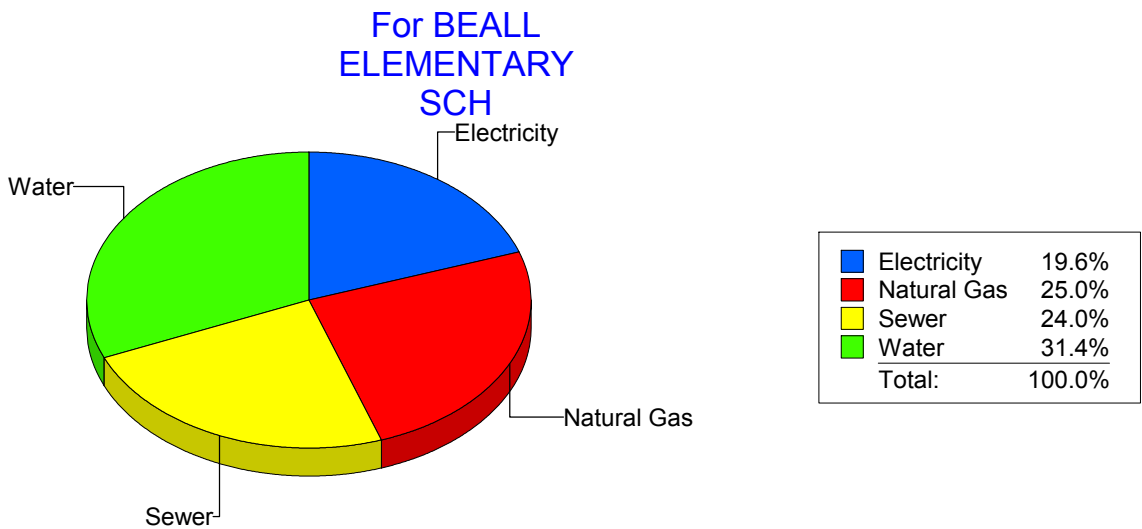
Energy CAP

Cost Avoidance Program

Cost Summary Graph

Grouped by Energy Type

| Energy Type | Use | Units | Meter Cost | Special Charges | Total Cost | Avg Unit Cost | % of Total Cost |
|--|--------|-------|-------------------|-----------------|-------------------|---------------|-----------------|
| Site: BEALL ELEMENTARY SCH - BEALL ELEMENTARY SCH | | | | | | | |
| Electricity | 25,500 | KWH | \$222.10 | \$0.00 | \$222.10 | 0.0087 | 19.62% |
| Natural Gas | 220 | CCF | \$282.64 | \$0.00 | \$282.64 | 1.2847 | 24.97% |
| Water | 141 | CCF | \$355.35 | \$0.00 | \$355.35 | 2.5202 | 31.40% |
| Sewer | 89 | CCF | \$271.65 | \$0.00 | \$271.65 | 3.0522 | 24.00% |
| Total Cost: | | | \$1,131.74 | \$0.00 | \$1,131.74 | | |



Filters: Cost Center Name Not Equal To DoNotReport; Billing Period Equal To 201411All Meter CodesAll Group Names

elpaso

Energy CAP

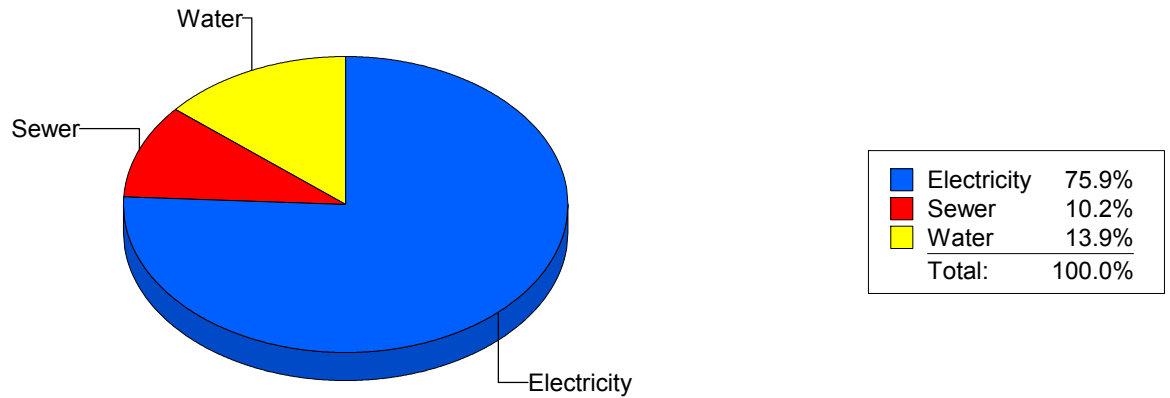
Cost Avoidance Program

Cost Summary Graph

Grouped by Energy Type

| Energy Type | Use | Units | Meter Cost | Special Charges | Total Cost | Avg Unit Cost | % of Total Cost |
|--|--------|-------|-------------------|-----------------|-------------------|---------------|-----------------|
| Site: BLISS ELEMENTARY - BLISS ELEMENTARY | | | | | | | |
| Electricity | 23,756 | KWH | \$2,649.19 | \$0.00 | \$2,649.19 | 0.1115 | 75.94% |
| Water | 224 | CCF | \$484.83 | \$0.00 | \$484.83 | 2.1644 | 13.90% |
| Sewer | 149 | CCF | \$354.45 | \$0.00 | \$354.45 | 2.3789 | 10.16% |
| Total Cost: | | | \$3,488.47 | \$0.00 | \$3,488.47 | | |

For BLISS ELEMENTARY



Filters: Cost Center Name Not Equal To DoNotReport; Billing Period Equal To 201411 All Meter Codes All Group Names

elpaso

Energy CAP

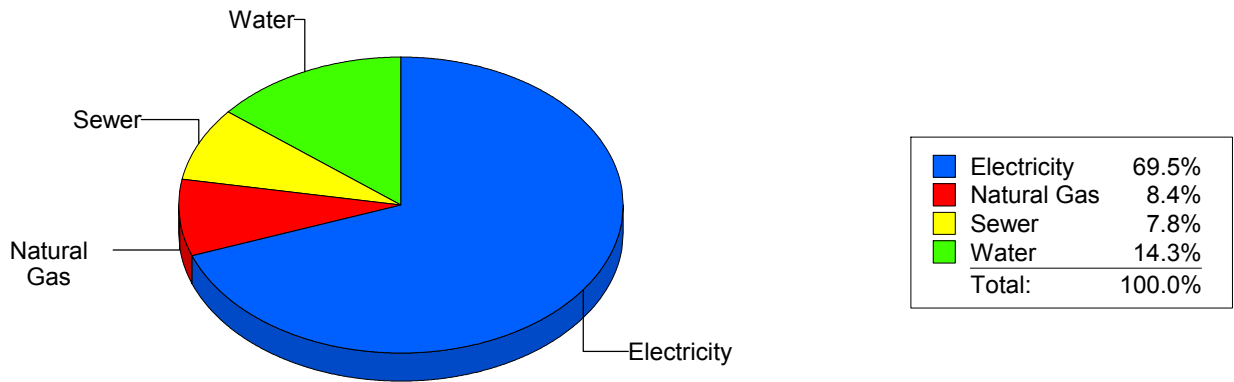
Cost Avoidance Program

Cost Summary Graph

Grouped by Energy Type

| Energy Type | Use | Units | Meter Cost | Special Charges | Total Cost | Avg Unit Cost | % of Total Cost |
|-------------------------------------|--------|-------|-------------------|-----------------|-------------------|---------------|-----------------|
| Site: BOND - BOND ELEMENTARY | | | | | | | |
| Electricity | 25,135 | KWH | \$3,353.76 | \$0.00 | \$3,353.76 | 0.1334 | 69.46% |
| Natural Gas | 435 | CCF | \$407.54 | \$0.00 | \$407.54 | 0.9369 | 8.44% |
| Water | 238 | CCF | \$689.16 | \$0.00 | \$689.16 | 2.8956 | 14.27% |
| Sewer | 117 | CCF | \$377.61 | \$0.00 | \$377.61 | 3.2274 | 7.82% |
| Total Cost: | | | \$4,828.07 | \$0.00 | \$4,828.07 | | |

For BOND ELEMENTARY



Filters: Cost Center Name Not Equal To DoNotReport; Billing Period Equal To 201411All Meter CodesAll Group Names

elpaso

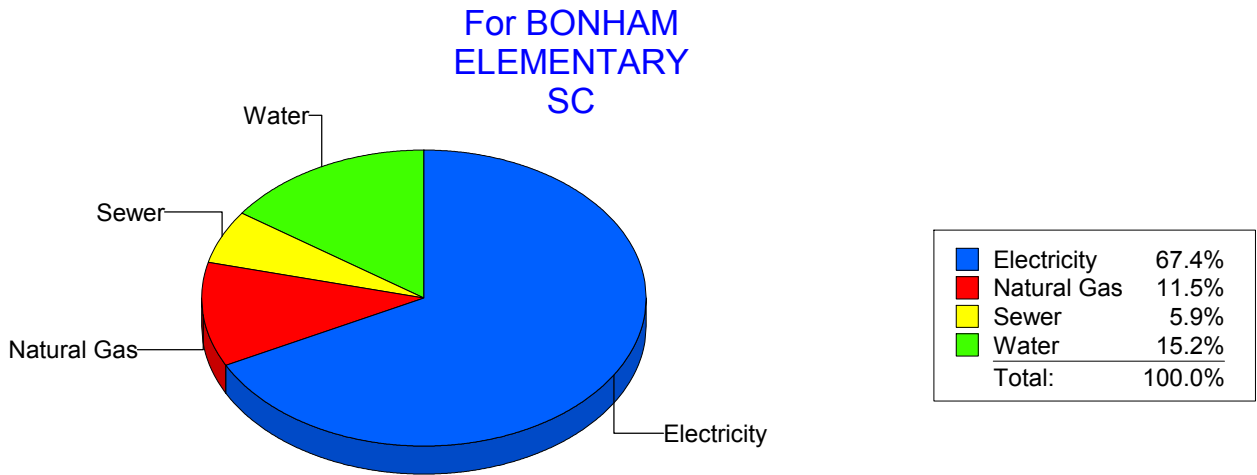
Energy CAP

Cost Avoidance Program

Cost Summary Graph

Grouped by Energy Type

| Energy Type | Use | Units | Meter Cost | Special Charges | Total Cost | Avg Unit Cost | % of Total Cost |
|--|--------|-------|-------------------|-----------------|-------------------|---------------|-----------------|
| Site: BONHAM ELEMENTARY SC - BONHAM ELEMENTARY SC | | | | | | | |
| Electricity | 23,646 | KWH | \$3,530.33 | \$0.00 | \$3,530.33 | 0.1493 | 67.41% |
| Natural Gas | 888 | CCF | \$603.23 | \$0.00 | \$603.23 | 0.6793 | 11.52% |
| Water | 304 | CCF | \$796.46 | \$0.00 | \$796.46 | 2.6199 | 15.21% |
| Sewer | 127 | CCF | \$307.02 | \$0.00 | \$307.02 | 2.4175 | 5.86% |
| Total Cost: | | | \$5,237.04 | \$0.00 | \$5,237.04 | | |



Filters: Cost Center Name Not Equal To DoNotReport; Billing Period Equal To 201411All Meter CodesAll Group Names

elpaso

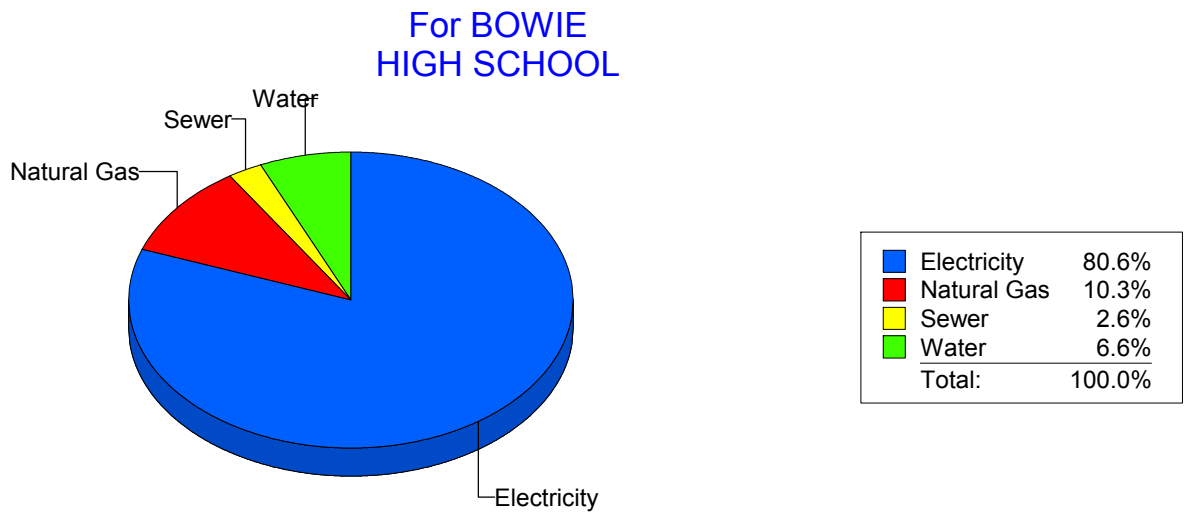
Energy CAP

Cost Avoidance Program

Cost Summary Graph

Grouped by Energy Type

| Energy Type | Use | Units | Meter Cost | Special Charges | Total Cost | Avg Unit Cost | % of Total Cost |
|--|---------|-------|--------------------|-----------------|--------------------|---------------|-----------------|
| Site: BOWIE HIGH SCHOOL - BOWIE HIGH SCHOOL | | | | | | | |
| Electricity | 300,356 | KWH | \$36,376.37 | \$0.00 | \$36,376.37 | 0.1211 | 80.59% |
| Natural Gas | 7,658 | CCF | \$4,627.34 | \$0.00 | \$4,627.34 | 0.6042 | 10.25% |
| Water | 1,722 | CCF | \$2,979.37 | \$0.00 | \$2,979.37 | 1.7302 | 6.60% |
| Sewer | 513 | CCF | \$1,153.32 | \$0.00 | \$1,153.32 | 2.2482 | 2.56% |
| Total Cost: | | | \$45,136.40 | \$0.00 | \$45,136.40 | | |



Filters: Cost Center Name Not Equal To DoNotReport; Billing Period Equal To 201411All Meter CodesAll Group Names

elpaso

Energy CAP

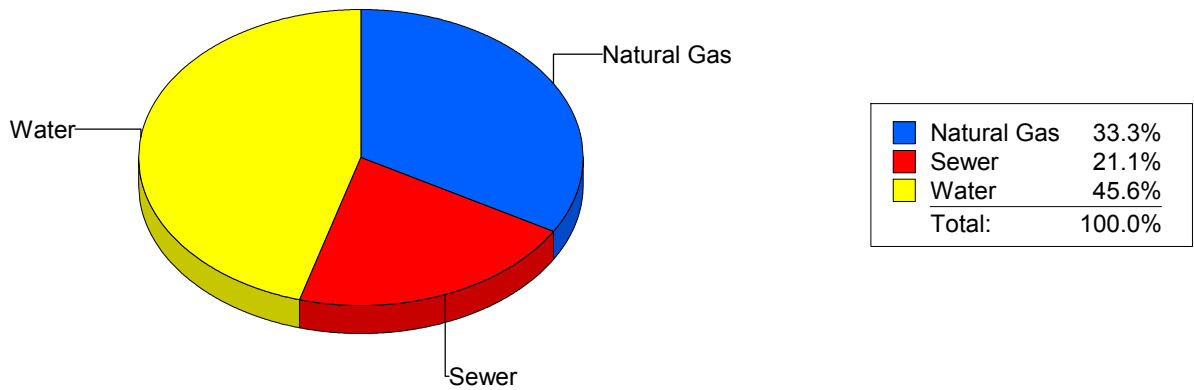
Cost Avoidance Program

Cost Summary Graph

Grouped by Energy Type

| Energy Type | Use | Units | Meter Cost | Special Charges | Total Cost | Avg Unit Cost | % of Total Cost |
|--|-----|---------|-------------------|-----------------|-------------------|---------------|-----------------|
| Site: BRADLEY ELEMENTARY - BRADLEY ELEMENTARY | | | | | | | |
| Natural Gas | | 694 CCF | \$488.61 | \$0.00 | \$488.61 | 0.7040 | 33.26% |
| Water | | 176 CCF | \$669.84 | \$0.00 | \$669.84 | 3.8059 | 45.60% |
| Sewer | | 59 CCF | \$310.65 | \$0.00 | \$310.65 | 5.2653 | 21.15% |
| Total Cost: | | | \$1,469.10 | \$0.00 | \$1,469.10 | | |

For BRADLEY ELEMENTARY



Filters: Cost Center Name Not Equal To DoNotReport; Billing Period Equal To 201411All Meter CodesAll Group Names

el Paso

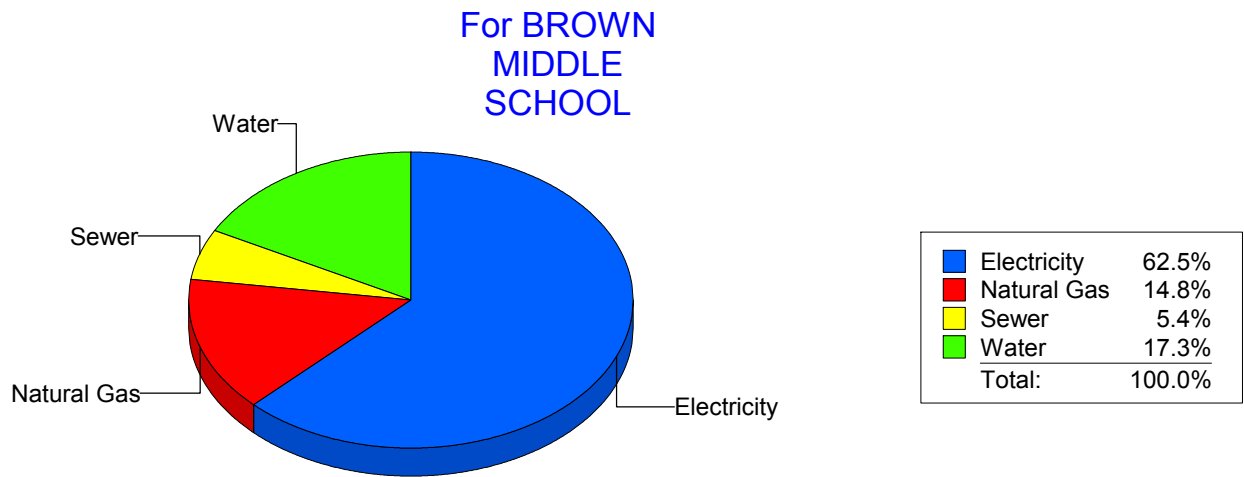
Energy CAP

Cost Avoidance Program

Cost Summary Graph

Grouped by Energy Type

| Energy Type | Use | Units | Meter Cost | Special Charges | Total Cost | Avg Unit Cost | % of Total Cost |
|--|--------|-------|--------------------|-----------------|--------------------|---------------|-----------------|
| Site: BROWN MIDDLE SCHOOL - BROWN MIDDLE SCHOOL | | | | | | | |
| Electricity | 90,200 | KWH | \$8,871.74 | \$0.00 | \$8,871.74 | 0.0984 | 62.48% |
| Natural Gas | 3,439 | CCF | \$2,105.80 | \$0.00 | \$2,105.80 | 0.6123 | 14.83% |
| Water | 976 | CCF | \$2,449.53 | \$0.00 | \$2,449.53 | 2.5098 | 17.25% |
| Sewer | 393 | CCF | \$771.57 | \$0.00 | \$771.57 | 1.9633 | 5.43% |
| Total Cost: | | | \$14,198.64 | \$0.00 | \$14,198.64 | | |



Filters: Cost Center Name Not Equal To DoNotReport; Billing Period Equal To 201411 All Meter Codes All Group Names

elpaso

Energy CAP

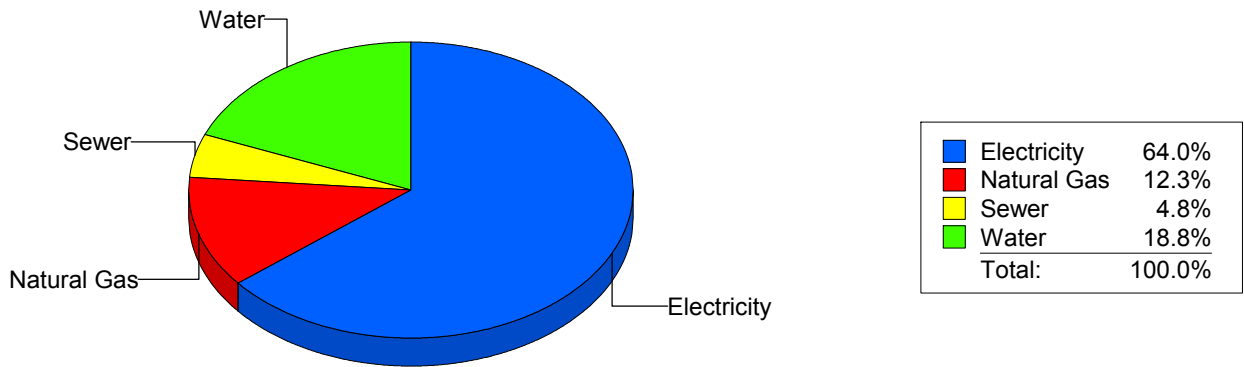
Cost Avoidance Program

Cost Summary Graph

Grouped by Energy Type

| Energy Type | Use | Units | Meter Cost | Special Charges | Total Cost | Avg Unit Cost | % of Total Cost |
|--|---------|-------|--------------------|-----------------|--------------------|---------------|-----------------|
| Site: BURGESS HIGH SCHOOL - BURGESS HIGH SCHOOL | | | | | | | |
| Electricity | 108,579 | KWH | \$11,346.17 | \$0.00 | \$11,346.17 | 0.1045 | 64.04% |
| Natural Gas | 3,302 | CCF | \$2,181.15 | \$0.00 | \$2,181.15 | 0.6606 | 12.31% |
| Water | 1,064 | CCF | \$3,335.54 | \$0.00 | \$3,335.54 | 3.1349 | 18.83% |
| Sewer | 345 | CCF | \$854.16 | \$0.00 | \$854.16 | 2.4758 | 4.82% |
| Total Cost: | | | \$17,717.02 | \$0.00 | \$17,717.02 | | |

For BURGESS HIGH SCHOOL



Filters: Cost Center Name Not Equal To DoNotReport; Billing Period Equal To 201411All Meter CodesAll Group Names

elpaso

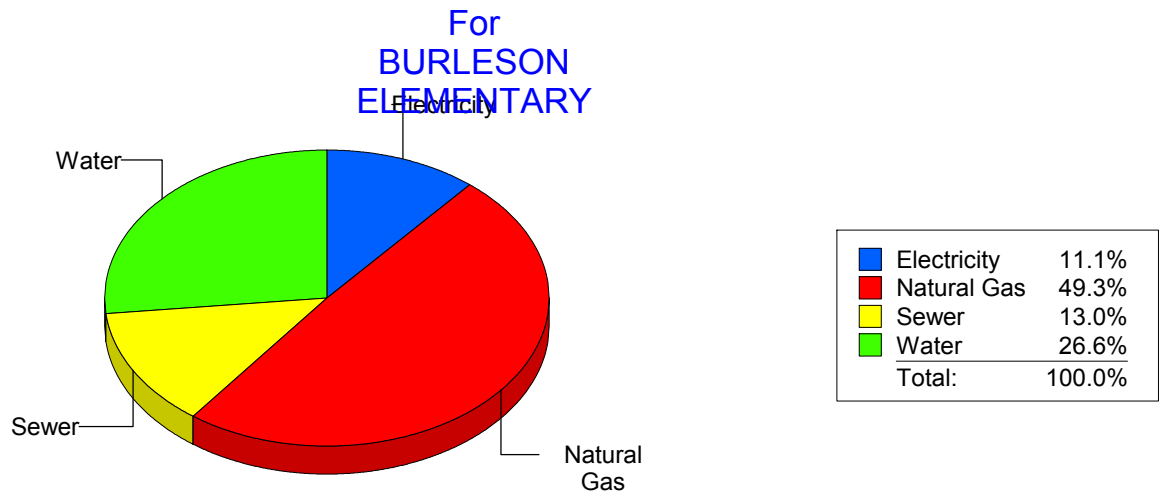
Energy CAP

Cost Avoidance Program

Cost Summary Graph

Grouped by Energy Type

| Energy Type | Use | Units | Meter Cost | Special Charges | Total Cost | Avg Unit Cost | % of Total Cost |
|--|--------|-------|-------------------|-----------------|-------------------|---------------|-----------------|
| Site: BURLESON ELEMENTARY - BURLESON ELEMENTARY | | | | | | | |
| Electricity | 27,351 | KWH | \$200.27 | \$0.00 | \$200.27 | 0.0073 | 11.08% |
| Natural Gas | 1,128 | CCF | \$890.58 | \$0.00 | \$890.58 | 0.7895 | 49.29% |
| Water | 189 | CCF | \$480.51 | \$0.00 | \$480.51 | 2.5424 | 26.60% |
| Sewer | 73 | CCF | \$235.38 | \$0.00 | \$235.38 | 3.2244 | 13.03% |
| Total Cost: | | | \$1,806.74 | \$0.00 | \$1,806.74 | | |



Filters: Cost Center Name Not Equal To DoNotReport; Billing Period Equal To 201411 All Meter Codes All Group Names

el paso

Energy CAP

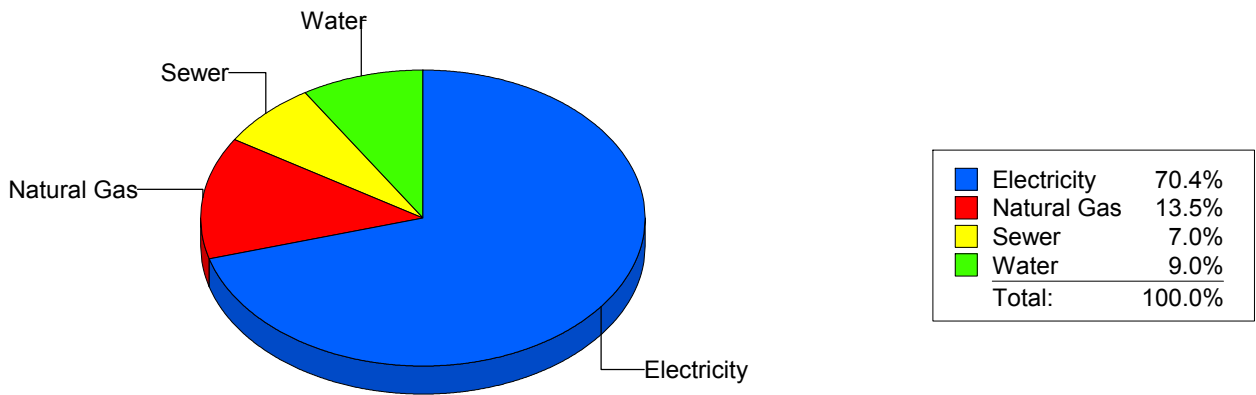
Cost Avoidance Program

Cost Summary Graph

Grouped by Energy Type

| Energy Type | Use | Units | Meter Cost | Special Charges | Total Cost | Avg Unit Cost | % of Total Cost |
|--|--------|-------|-------------------|-----------------|-------------------|---------------|-----------------|
| Site: BURNET ELEMENTARY - BURNET ELEMENTARY | | | | | | | |
| Electricity | 21,256 | KWH | \$2,795.79 | \$0.00 | \$2,795.79 | 0.1315 | 70.45% |
| Natural Gas | 506 | CCF | \$537.74 | \$0.00 | \$537.74 | 1.0627 | 13.55% |
| Water | 142 | CCF | \$356.98 | \$0.00 | \$356.98 | 2.5139 | 8.99% |
| Sewer | 104 | CCF | \$278.16 | \$0.00 | \$278.16 | 2.6746 | 7.01% |
| Total Cost: | | | \$3,968.67 | \$0.00 | \$3,968.67 | | |

For BURNET ELEMENTARY



Filters: Cost Center Name Not Equal To DoNotReport; Billing Period Equal To 201411 All Meter Codes All Group Names

elpaso

Energy CAP

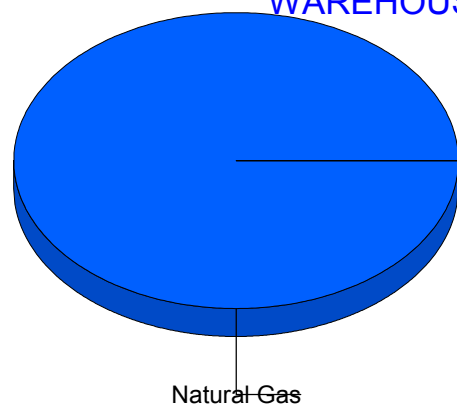
Cost Avoidance Program

Cost Summary Graph

Grouped by Energy Type

| Energy Type | Use | Units | Meter Cost | Special Charges | Total Cost | Avg Unit Cost | % of Total Cost |
|--|-----|-------|----------------|-----------------|----------------|---------------|-----------------|
| Site: BUTTERFIELDTRAILWAREHOUSE - BUTTERFIELD TRAIL WAREHOUSE | | | | | | | |
| Natural Gas | | 0 CCF | \$80.07 | \$0.00 | \$80.07 | 0.0000 | 100.00% |
| Total Cost: | | | \$80.07 | \$0.00 | \$80.07 | | |

For
BUTTERFIELD
TRAIL
WAREHOUSE



| | | |
|--------|-------------|--------|
| ■ | Natural Gas | 100.0% |
| Total: | | 100.0% |

Filters: Cost Center Name Not Equal To DoNotReport; Billing Period Equal To 201411All Meter CodesAll Group Names

elpaso

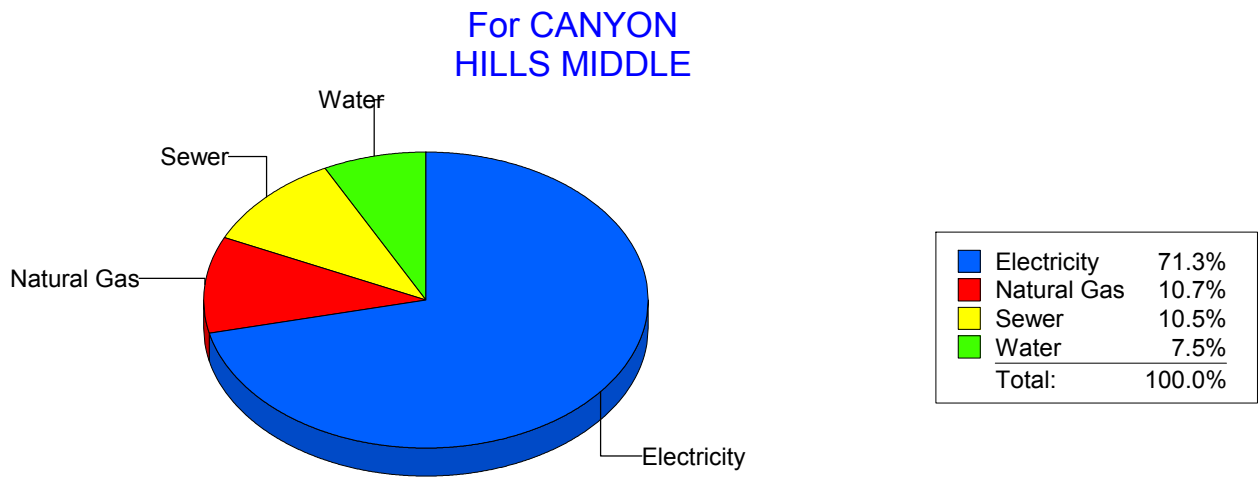
Energy CAP

Cost Avoidance Program

Cost Summary Graph

Grouped by Energy Type

| Energy Type | Use | Units | Meter Cost | Special Charges | Total Cost | Avg Unit Cost | % of Total Cost |
|--|--------|-------|-------------------|-----------------|-------------------|---------------|-----------------|
| Site: CANYON HILLS MIDDLE - CANYON HILLS MIDDLE | | | | | | | |
| Electricity | 55,640 | KWH | \$5,847.58 | \$0.00 | \$5,847.58 | 0.1051 | 71.30% |
| Natural Gas | 1,235 | CCF | \$881.05 | \$0.00 | \$881.05 | 0.7134 | 10.74% |
| Water | 298 | CCF | \$615.41 | \$0.00 | \$615.41 | 2.0651 | 7.50% |
| Sewer | 289 | CCF | \$857.28 | \$0.00 | \$857.28 | 2.9664 | 10.45% |
| Total Cost: | | | \$8,201.32 | \$0.00 | \$8,201.32 | | |



Filters: Cost Center Name Not Equal To DoNotReport; Billing Period Equal To 201411All Meter CodesAll Group Names

elpaso

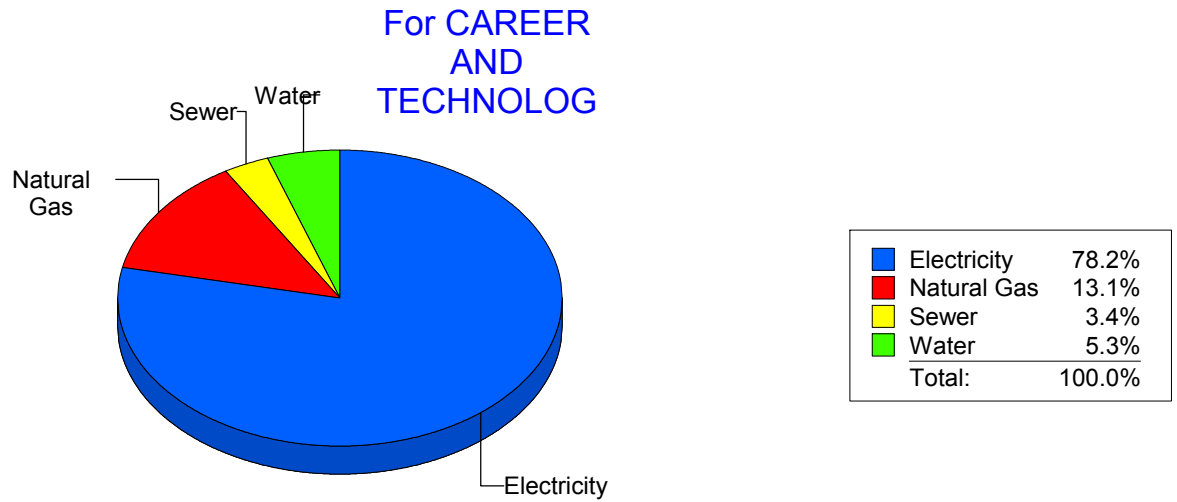
Energy CAP

Cost Avoidance Program

Cost Summary Graph

Grouped by Energy Type

| Energy Type | Use | Units | Meter Cost | Special Charges | Total Cost | Avg Unit Cost | % of Total Cost |
|--|--------|-------|--------------------|-----------------|--------------------|---------------|-----------------|
| Site: CAREER AND TECHNOLOG - CAREER AND TECHNOLOG | | | | | | | |
| Electricity | 86,340 | KWH | \$8,893.10 | \$0.00 | \$8,893.10 | 0.1030 | 78.23% |
| Natural Gas | 2,389 | CCF | \$1,490.11 | \$0.00 | \$1,490.11 | 0.6237 | 13.11% |
| Water | 203 | CCF | \$599.87 | \$0.00 | \$599.87 | 2.9550 | 5.28% |
| Sewer | 132 | CCF | \$384.50 | \$0.00 | \$384.50 | 2.9129 | 3.38% |
| Total Cost: | | | \$11,367.58 | \$0.00 | \$11,367.58 | | |



Filters: Cost Center Name Not Equal To DoNotReport; Billing Period Equal To 201411All Meter CodesAll Group Names

elpaso

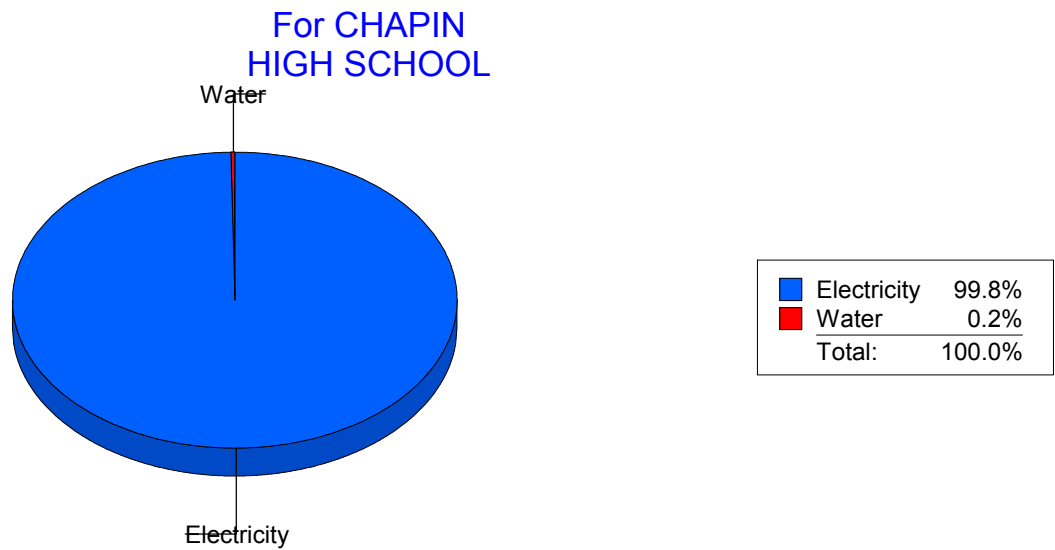
Energy CAP

Cost Avoidance Program

Cost Summary Graph

Grouped by Energy Type

| Energy Type | Use | Units | Meter Cost | Special Charges | Total Cost | Avg Unit Cost | % of Total Cost |
|--|---------|-------|--------------------|-----------------|--------------------|---------------|-----------------|
| Site: CHAPIN HIGH SCHOOL - CHAPIN HIGH SCHOOL | | | | | | | |
| Electricity | 253,632 | KWH | \$24,086.48 | \$0.00 | \$24,086.48 | 0.0950 | 99.80% |
| Water | 0 | CCF | \$47.20 | \$0.00 | \$47.20 | 0.0000 | 0.20% |
| Total Cost: | | | \$24,133.68 | \$0.00 | \$24,133.68 | | |



Filters: Cost Center Name Not Equal To DoNotReport; Billing Period Equal To 201411All Meter CodesAll Group Names

elpaso

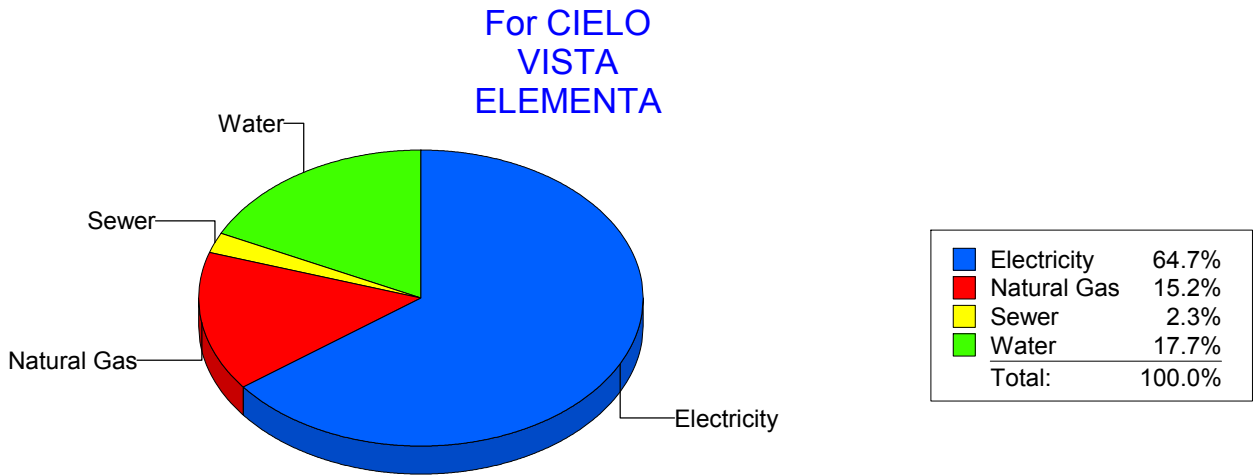
Energy CAP

Cost Avoidance Program

Cost Summary Graph

Grouped by Energy Type

| Energy Type | Use | Units | Meter Cost | Special Charges | Total Cost | Avg Unit Cost | % of Total Cost |
|--|--------|-------|-------------------|-----------------|-------------------|---------------|-----------------|
| Site: CIELO VISTA ELEMENTA - CIELO VISTA ELEMENTA | | | | | | | |
| Electricity | 49,520 | KWH | \$5,958.02 | \$0.00 | \$5,958.02 | 0.1203 | 64.73% |
| Natural Gas | 2,115 | CCF | \$1,401.15 | \$0.00 | \$1,401.15 | 0.6625 | 15.22% |
| Water | 405 | CCF | \$1,630.40 | \$0.00 | \$1,630.40 | 4.0257 | 17.71% |
| Sewer | 48 | CCF | \$215.07 | \$0.00 | \$215.07 | 4.4806 | 2.34% |
| Total Cost: | | | \$9,204.64 | \$0.00 | \$9,204.64 | | |



Filters: Cost Center Name Not Equal To DoNotReport; Billing Period Equal To 201411All Meter CodesAll Group Names

elpaso

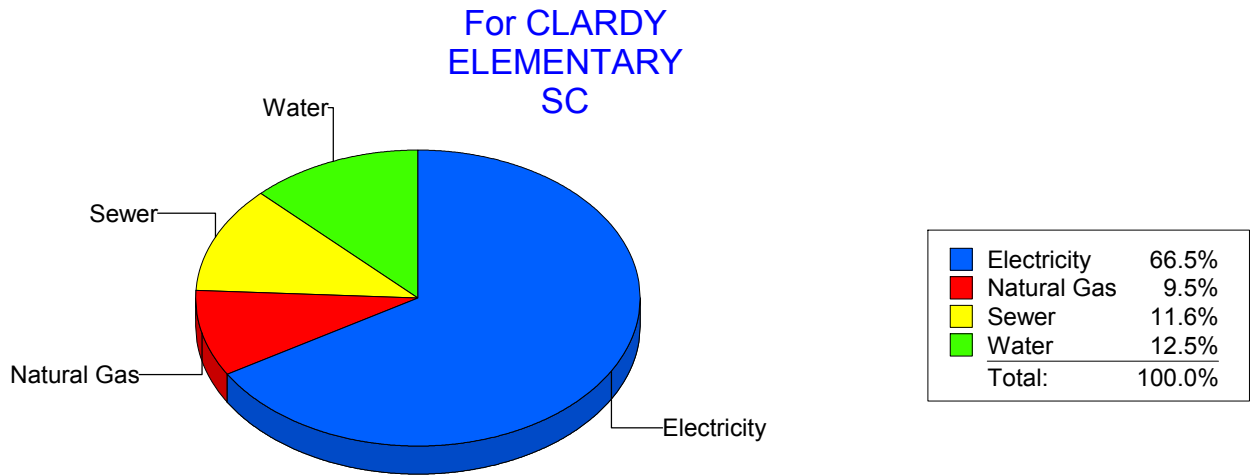
Energy CAP

Cost Avoidance Program

Cost Summary Graph

Grouped by Energy Type

| Energy Type | Use | Units | Meter Cost | Special Charges | Total Cost | Avg Unit Cost | % of Total Cost |
|--|--------|-------|-------------------|-----------------|-------------------|---------------|-----------------|
| Site: CLARDY ELEMENTARY SC - CLARDY ELEMENTARY SC | | | | | | | |
| Electricity | 26,177 | KWH | \$3,198.77 | \$0.00 | \$3,198.77 | 0.1222 | 66.46% |
| Natural Gas | 509 | CCF | \$457.61 | \$0.00 | \$457.61 | 0.8990 | 9.51% |
| Water | 250 | CCF | \$599.48 | \$0.00 | \$599.48 | 2.3979 | 12.46% |
| Sewer | 247 | CCF | \$557.01 | \$0.00 | \$557.01 | 2.2551 | 11.57% |
| Total Cost: | | | \$4,812.87 | \$0.00 | \$4,812.87 | | |



Filters: Cost Center Name Not Equal To DoNotReport; Billing Period Equal To 201411All Meter CodesAll Group Names

elpaso

Energy CAP

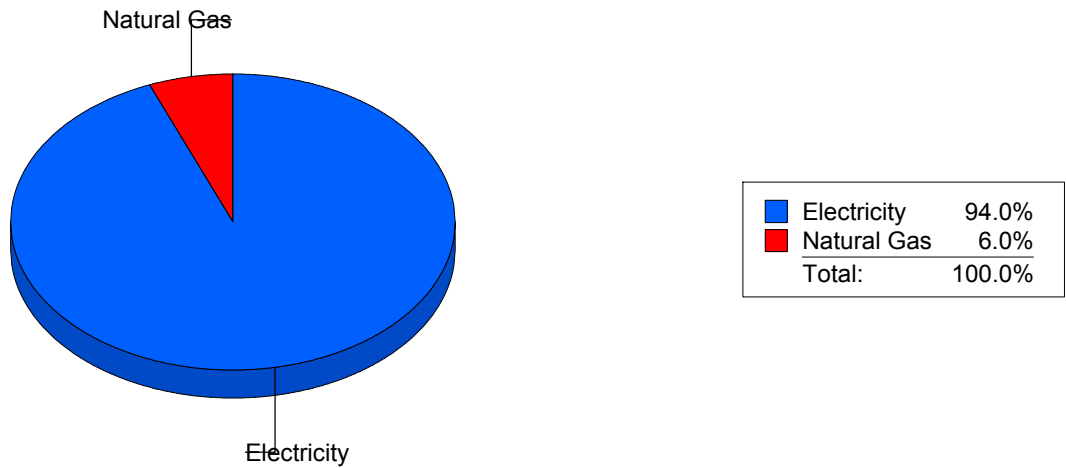
Cost Avoidance Program

Cost Summary Graph

Grouped by Energy Type

| Energy Type | Use | Units | Meter Cost | Special Charges | Total Cost | Avg Unit Cost | % of Total Cost |
|------------------------------------|--------|-------|-------------------|-----------------|-------------------|---------------|-----------------|
| Site: CLENDININ - CLENDININ | | | | | | | |
| Electricity | 38,156 | KWH | \$4,748.88 | \$0.00 | \$4,748.88 | 0.1245 | 93.98% |
| Natural Gas | 386 | CCF | \$304.20 | \$0.00 | \$304.20 | 0.7881 | 6.02% |
| Total Cost: | | | \$5,053.08 | \$0.00 | \$5,053.08 | | |

For CLENDININ



Filters: Cost Center Name Not Equal To DoNotReport; Billing Period Equal To 201411All Meter CodesAll Group Names

elpaso

Energy CAP

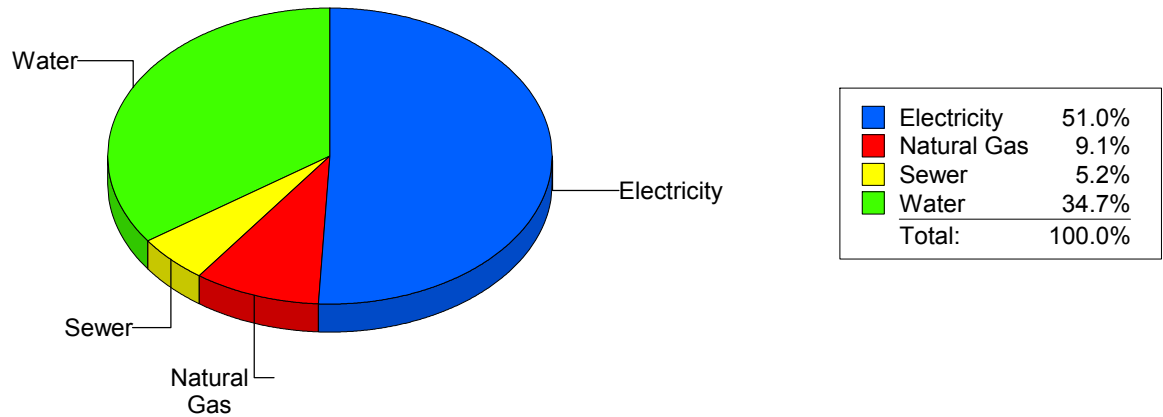
Cost Avoidance Program

Cost Summary Graph

Grouped by Energy Type

| Energy Type | Use | Units | Meter Cost | Special Charges | Total Cost | Avg Unit Cost | % of Total Cost |
|--|--------|-------|-------------------|-----------------|-------------------|---------------|-----------------|
| Site: COLDWELL INTERMEDIAT - COLDWELL INTERMEDIAT | | | | | | | |
| Electricity | 25,703 | KWH | \$2,857.22 | \$0.00 | \$2,857.22 | 0.1112 | 50.97% |
| Natural Gas | 465 | CCF | \$512.09 | \$0.00 | \$512.09 | 1.1013 | 9.13% |
| Water | 436 | CCF | \$1,943.53 | \$0.00 | \$1,943.53 | 4.4576 | 34.67% |
| Sewer | 76 | CCF | \$293.03 | \$0.00 | \$293.03 | 3.8557 | 5.23% |
| Total Cost: | | | \$5,605.87 | \$0.00 | \$5,605.87 | | |

For
COLDWELL
INTERMEDIAT



Filters: Cost Center Name Not Equal To DoNotReport; Billing Period Equal To 201411All Meter CodesAll Group Names

elpaso

Energy CAP

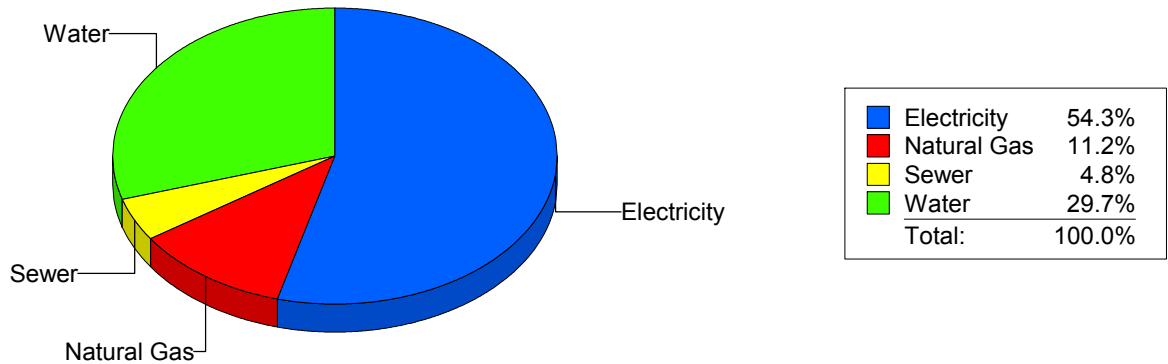
Cost Avoidance Program

Cost Summary Graph

Grouped by Energy Type

| Energy Type | Use | Units | Meter Cost | Special Charges | Total Cost | Avg Unit Cost | % of Total Cost |
|--|--------|-------|-------------------|-----------------|-------------------|---------------|-----------------|
| Site: COLLINS ELEMENTARY - COLLINS ELEMENTARY | | | | | | | |
| Electricity | 44,215 | KWH | \$4,667.19 | \$0.00 | \$4,667.19 | 0.1056 | 54.31% |
| Natural Gas | 1,365 | CCF | \$959.81 | \$0.00 | \$959.81 | 0.7032 | 11.17% |
| Water | 676 | CCF | \$2,554.70 | \$0.00 | \$2,554.70 | 3.7791 | 29.73% |
| Sewer | 191 | CCF | \$412.41 | \$0.00 | \$412.41 | 2.1592 | 4.80% |
| Total Cost: | | | \$8,594.11 | \$0.00 | \$8,594.11 | | |

For COLLINS ELEMENTARY



Filters: Cost Center Name Not Equal To DoNotReport; Billing Period Equal To 201411All Meter CodesAll Group Names

elpaso

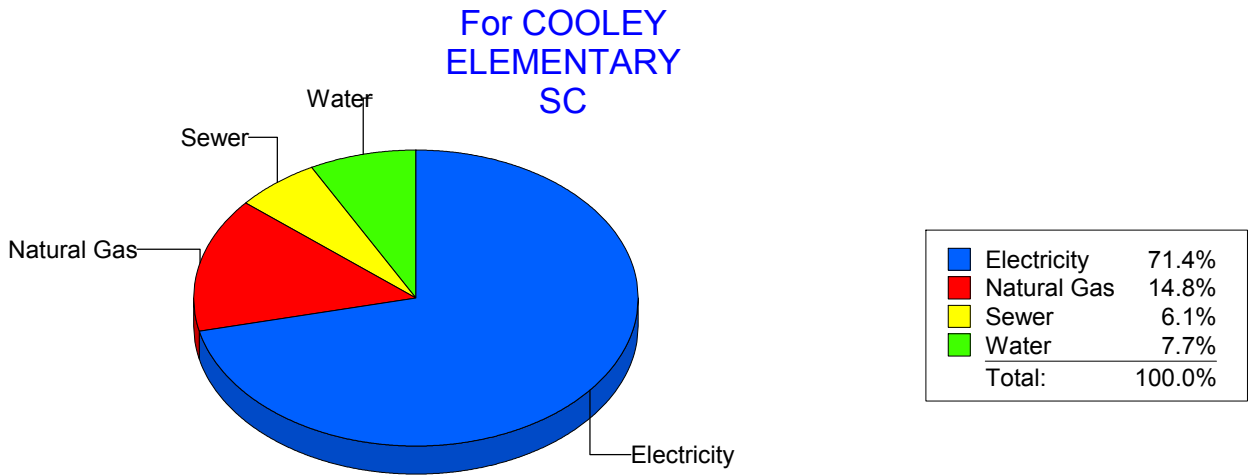
Energy CAP

Cost Avoidance Program

Cost Summary Graph

Grouped by Energy Type

| Energy Type | Use | Units | Meter Cost | Special Charges | Total Cost | Avg Unit Cost | % of Total Cost |
|--|--------|-------|-------------------|-----------------|-------------------|---------------|-----------------|
| Site: COOLEY ELEMENTARY SC - COOLEY ELEMENTARY SC | | | | | | | |
| Electricity | 75,200 | KWH | \$7,059.96 | \$0.00 | \$7,059.96 | 0.0939 | 71.42% |
| Natural Gas | 2,215 | CCF | \$1,462.14 | \$0.00 | \$1,462.14 | 0.6601 | 14.79% |
| Water | 198 | CCF | \$757.88 | \$0.00 | \$757.88 | 3.8277 | 7.67% |
| Sewer | 146 | CCF | \$605.78 | \$0.00 | \$605.78 | 4.1492 | 6.13% |
| Total Cost: | | | \$9,885.76 | \$0.00 | \$9,885.76 | | |



Filters: Cost Center Name Not Equal To DoNotReport; Billing Period Equal To 201411 All Meter Codes All Group Names

elpaso

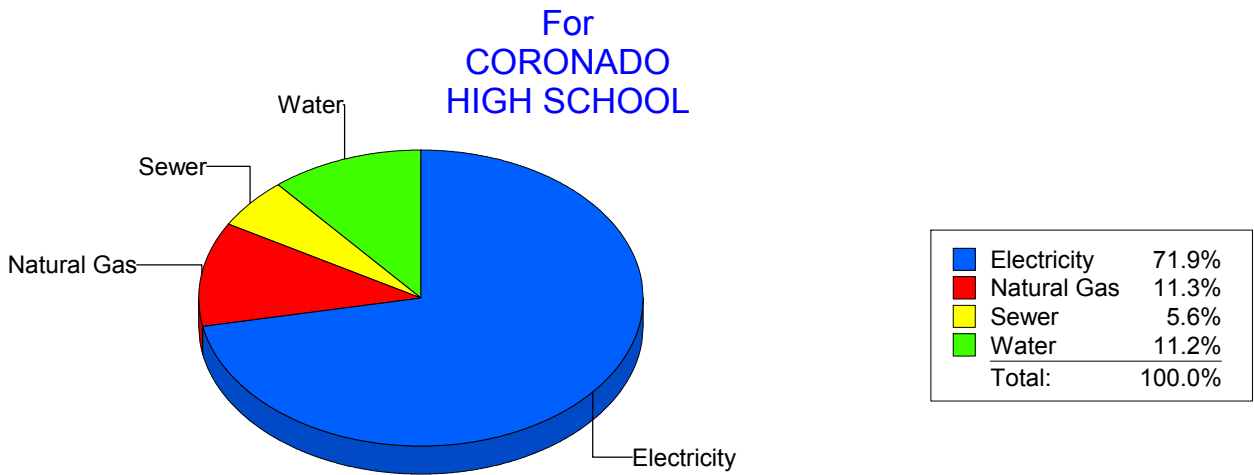
Energy CAP

Cost Avoidance Program

Cost Summary Graph

Grouped by Energy Type

| Energy Type | Use | Units | Meter Cost | Special Charges | Total Cost | Avg Unit Cost | % of Total Cost |
|--|---------|-------|--------------------|-----------------|--------------------|---------------|-----------------|
| Site: CORONADO HIGH SCHOOL - CORONADO HIGH SCHOOL | | | | | | | |
| Electricity | 186,593 | KWH | \$19,998.47 | \$0.00 | \$19,998.47 | 0.1072 | 71.93% |
| Natural Gas | 4,959 | CCF | \$3,145.68 | \$0.00 | \$3,145.68 | 0.6343 | 11.31% |
| Water | 1,890 | CCF | \$3,107.28 | \$0.00 | \$3,107.28 | 1.6441 | 11.18% |
| Sewer | 893 | CCF | \$1,550.75 | \$0.00 | \$1,550.75 | 1.7366 | 5.58% |
| Total Cost: | | | \$27,802.18 | \$0.00 | \$27,802.18 | | |



Filters: Cost Center Name Not Equal To DoNotReport; Billing Period Equal To 201411 All Meter Codes All Group Names

elpaso

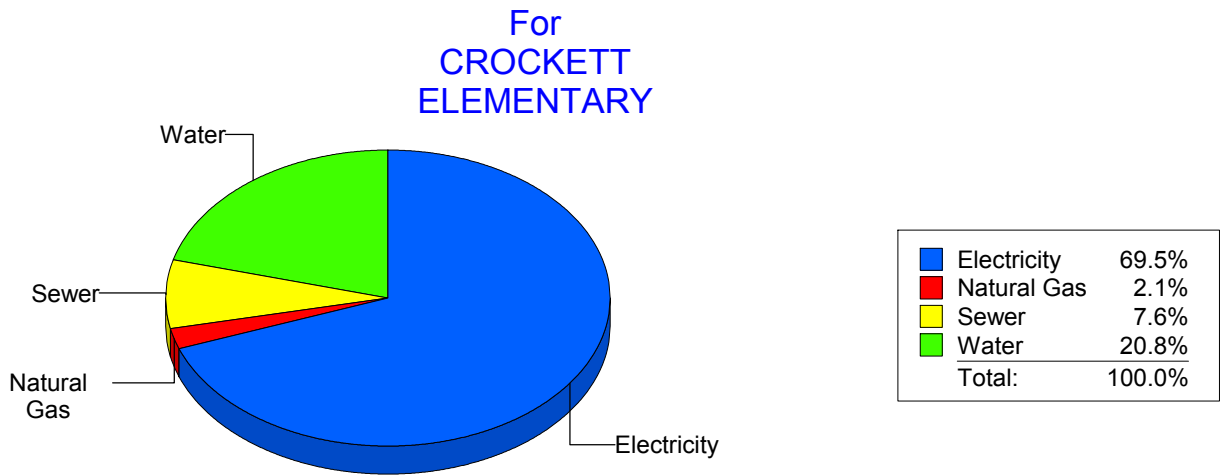
Energy CAP

Cost Avoidance Program

Cost Summary Graph

Grouped by Energy Type

| Energy Type | Use | Units | Meter Cost | Special Charges | Total Cost | Avg Unit Cost | % of Total Cost |
|---|--------|-------|-------------------|-----------------|-------------------|---------------|-----------------|
| Site: CROCKETT - CROCKETT ELEMENTARY | | | | | | | |
| Electricity | 25,600 | KWH | \$2,701.43 | \$0.00 | \$2,701.43 | 0.1055 | 69.53% |
| Natural Gas | 0 | CCF | \$80.07 | \$0.00 | \$80.07 | 0.0000 | 2.06% |
| Water | 280 | CCF | \$807.76 | \$0.00 | \$807.76 | 2.8849 | 20.79% |
| Sewer | 117 | CCF | \$296.10 | \$0.00 | \$296.10 | 2.5308 | 7.62% |
| Total Cost: | | | \$3,885.36 | \$0.00 | \$3,885.36 | | |



Filters: Cost Center Name Not Equal To DoNotReport; Billing Period Equal To 201411All Meter CodesAll Group Names

el paso

Energy CAP

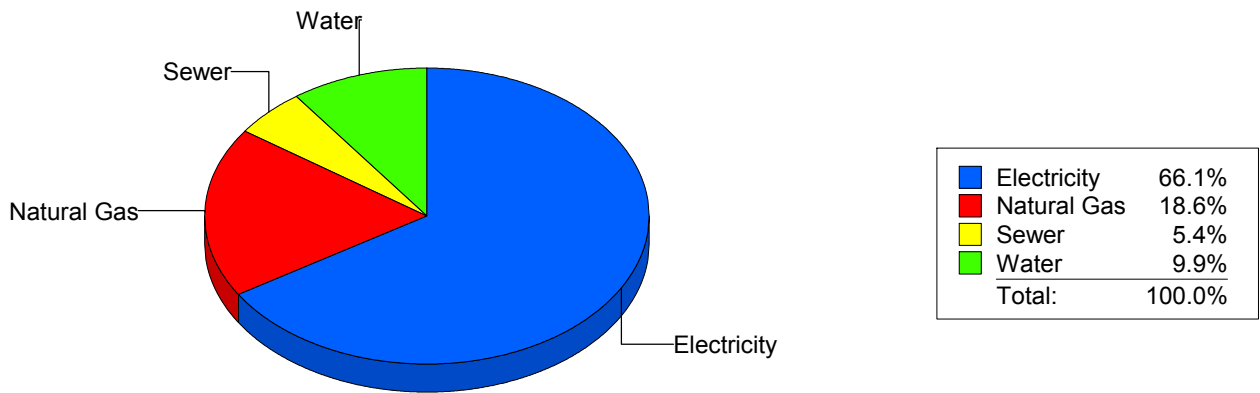
Cost Avoidance Program

Cost Summary Graph

Grouped by Energy Type

| Energy Type | Use | Units | Meter Cost | Special Charges | Total Cost | Avg Unit Cost | % of Total Cost |
|--|--------|-------|-------------------|-----------------|-------------------|---------------|-----------------|
| Site: CROSBY ELEMENTARY - CROSBY ELEMENTARY | | | | | | | |
| Electricity | 32,363 | KWH | \$3,215.56 | \$0.00 | \$3,215.56 | 0.0994 | 66.14% |
| Natural Gas | 1,266 | CCF | \$901.91 | \$0.00 | \$901.91 | 0.7124 | 18.55% |
| Water | 183 | CCF | \$481.36 | \$0.00 | \$481.36 | 2.6304 | 9.90% |
| Sewer | 93 | CCF | \$262.98 | \$0.00 | \$262.98 | 2.8277 | 5.41% |
| Total Cost: | | | \$4,861.81 | \$0.00 | \$4,861.81 | | |

For CROSBY ELEMENTARY



Filters: Cost Center Name Not Equal To DoNotReport; Billing Period Equal To 201411 All Meter Codes All Group Names

elpaso

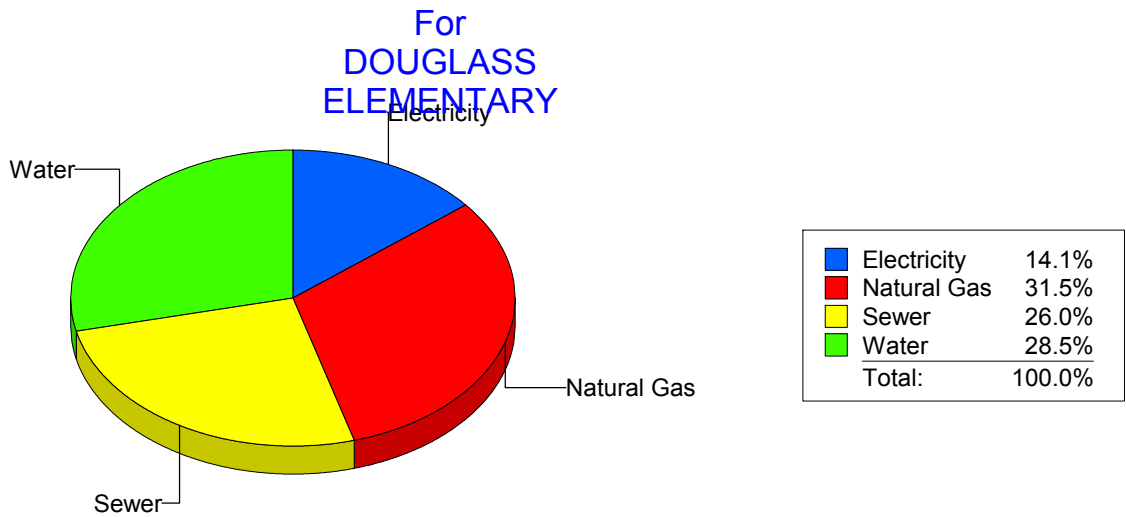
Energy CAP

Cost Avoidance Program

Cost Summary Graph

Grouped by Energy Type

| Energy Type | Use | Units | Meter Cost | Special Charges | Total Cost | Avg Unit Cost | % of Total Cost |
|--|-------|-------|-------------------|-----------------|-------------------|---------------|-----------------|
| Site: DOUGLASS ELEMENTARY - DOUGLASS ELEMENTARY | | | | | | | |
| Electricity | 1,396 | KWH | \$184.62 | \$0.00 | \$184.62 | 0.1322 | 14.08% |
| Natural Gas | 433 | CCF | \$412.56 | \$0.00 | \$412.56 | 0.9528 | 31.47% |
| Water | 136 | CCF | \$373.47 | \$0.00 | \$373.47 | 2.7461 | 28.49% |
| Sewer | 112 | CCF | \$340.23 | \$0.00 | \$340.23 | 3.0378 | 25.95% |
| Total Cost: | | | \$1,310.88 | \$0.00 | \$1,310.88 | | |



Filters: Cost Center Name Not Equal To DoNotReport; Billing Period Equal To 201411All Meter CodesAll Group Names

elpaso

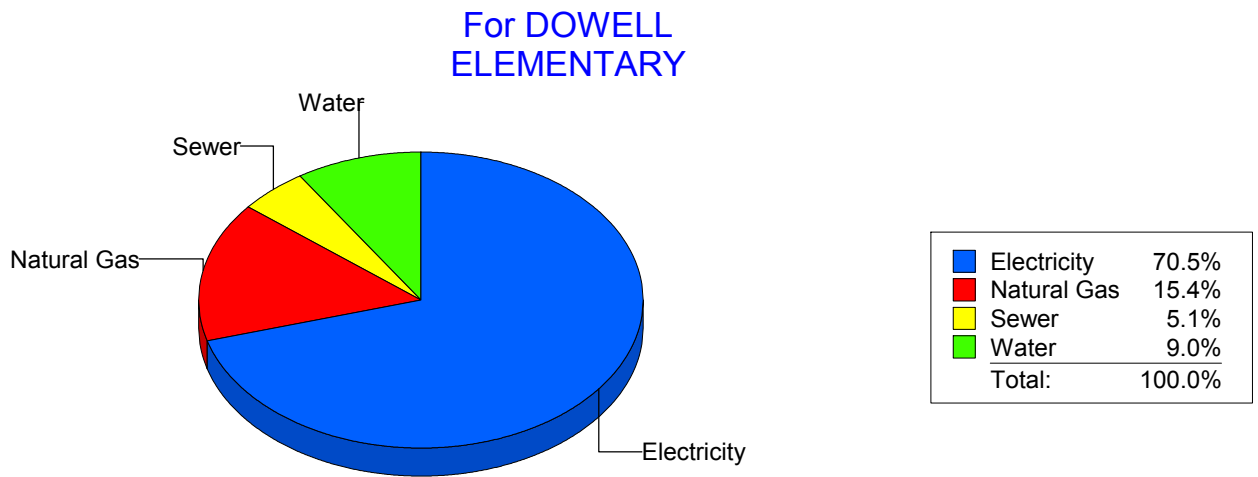
Energy CAP

Cost Avoidance Program

Cost Summary Graph

Grouped by Energy Type

| Energy Type | Use | Units | Meter Cost | Special Charges | Total Cost | Avg Unit Cost | % of Total Cost |
|--|--------|-------|-------------------|-----------------|-------------------|---------------|-----------------|
| Site: DOWELL ELEMENTARY - DOWELL ELEMENTARY | | | | | | | |
| Electricity | 17,729 | KWH | \$1,860.26 | \$0.00 | \$1,860.26 | 0.1049 | 70.52% |
| Natural Gas | 553 | CCF | \$405.76 | \$0.00 | \$405.76 | 0.7337 | 15.38% |
| Water | 80 | CCF | \$238.29 | \$0.00 | \$238.29 | 2.9786 | 9.03% |
| Sewer | 58 | CCF | \$133.55 | \$0.00 | \$133.55 | 2.3026 | 5.06% |
| Total Cost: | | | \$2,637.86 | \$0.00 | \$2,637.86 | | |



Filters: Cost Center Name Not Equal To DoNotReport; Billing Period Equal To 201411All Meter CodesAll Group Names

el Paso

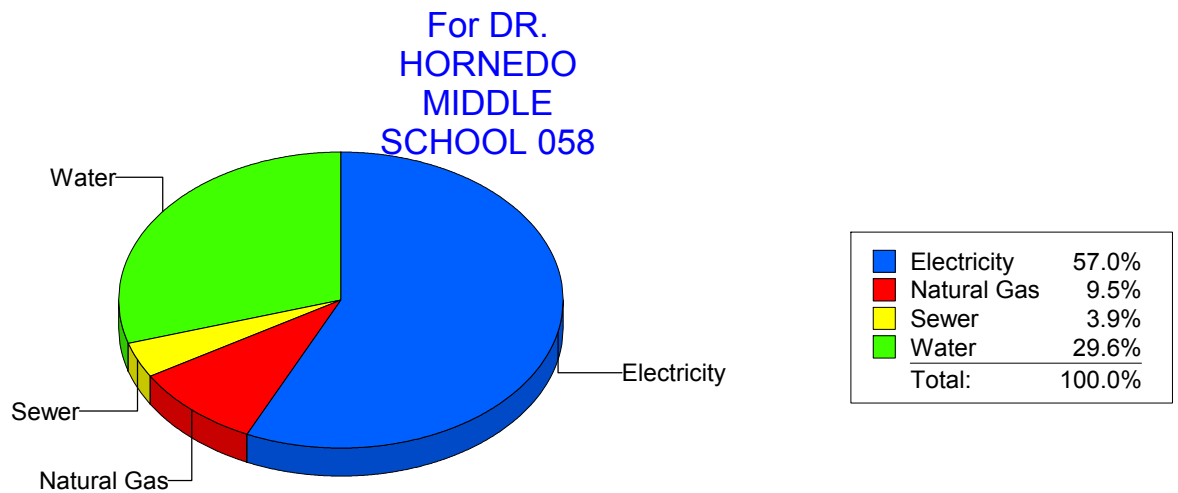
Energy CAP

Cost Avoidance Program

Cost Summary Graph

Grouped by Energy Type

| Energy Type | Use | Units | Meter Cost | Special Charges | Total Cost | Avg Unit Cost | % of Total Cost |
|--|--------|-------|-------------------|-----------------|-------------------|---------------|-----------------|
| Site: DRHORNEDOMIDDLESCHOOL - DR. HORNEDO MIDDLE SCHOOL 058 | | | | | | | |
| Electricity | 28,290 | KWH | \$5,459.82 | \$0.00 | \$5,459.82 | 0.1930 | 56.98% |
| Natural Gas | 1,405 | CCF | \$908.70 | \$0.00 | \$908.70 | 0.6468 | 9.48% |
| Water | 787 | CCF | \$2,839.34 | \$0.00 | \$2,839.34 | 3.6078 | 29.63% |
| Sewer | 105 | CCF | \$374.13 | \$0.00 | \$374.13 | 3.5631 | 3.90% |
| Total Cost: | | | \$9,581.99 | \$0.00 | \$9,581.99 | | |



Filters: Cost Center Name Not Equal To DoNotReport; Billing Period Equal To 201411All Meter CodesAll Group Names

elpaso

Energy CAP

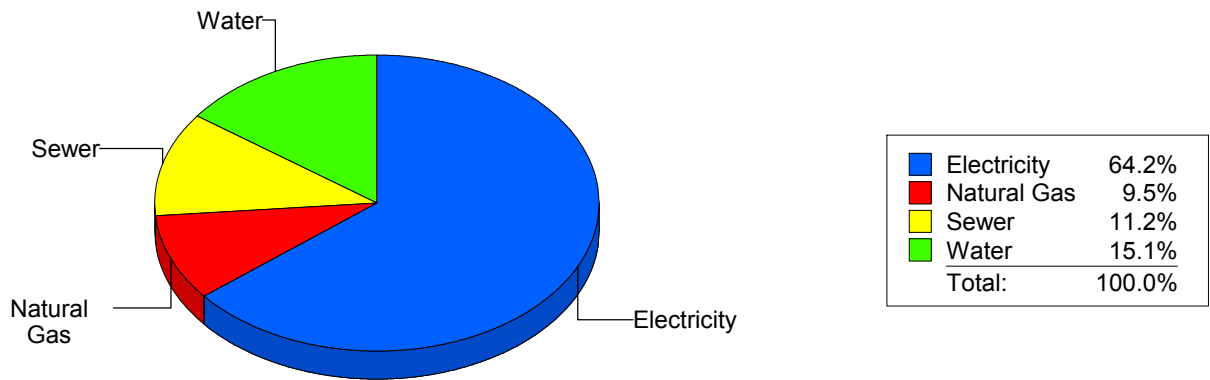
Cost Avoidance Program

Cost Summary Graph

Grouped by Energy Type

| Energy Type | Use | Units | Meter Cost | Special Charges | Total Cost | Avg Unit Cost | % of Total Cost |
|---|--------|-------|-------------------|-----------------|-------------------|---------------|-----------------|
| Site: DR. L.A. NIXON ELEME - DR. L.A. NIXON ELEME | | | | | | | |
| Electricity | 34,960 | KWH | \$3,705.24 | \$0.00 | \$3,705.24 | 0.1060 | 64.17% |
| Natural Gas | 658 | CCF | \$547.41 | \$0.00 | \$547.41 | 0.8319 | 9.48% |
| Water | 399 | CCF | \$873.44 | \$0.00 | \$873.44 | 2.1891 | 15.13% |
| Sewer | 274 | CCF | \$647.78 | \$0.00 | \$647.78 | 2.3642 | 11.22% |
| Total Cost: | | | \$5,773.87 | \$0.00 | \$5,773.87 | | |

For DR. L.A. NIXON ELEME



Filters: Cost Center Name Not Equal To DoNotReport; Billing Period Equal To 201411All Meter CodesAll Group Names

el paso

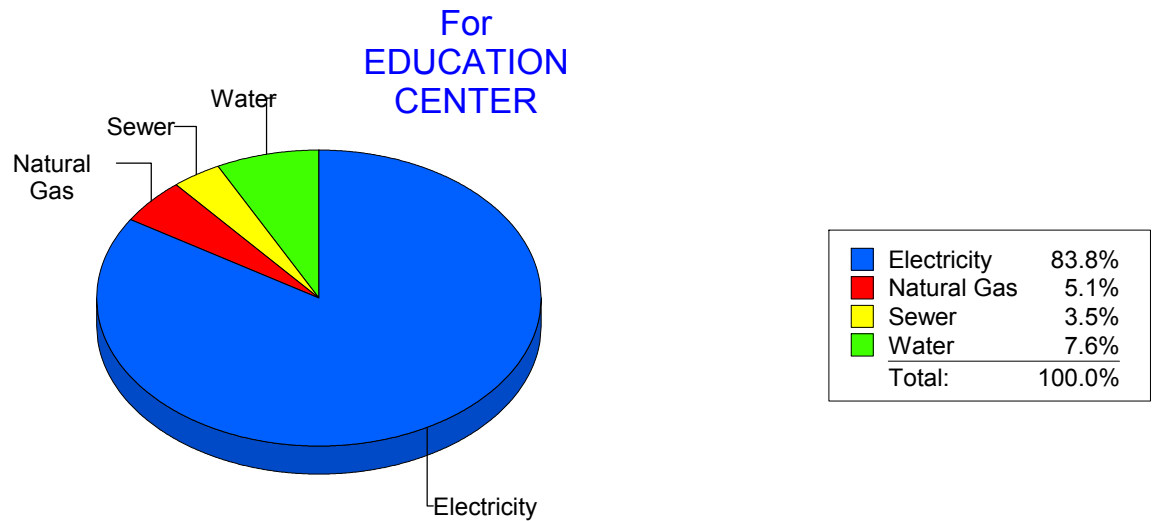
Energy CAP

Cost Avoidance Program

Cost Summary Graph

Grouped by Energy Type

| Energy Type | Use | Units | Meter Cost | Special Charges | Total Cost | Avg Unit Cost | % of Total Cost |
|--|---------|-------|--------------------|-----------------|--------------------|---------------|-----------------|
| Site: EDUCATION CENTER - EDUCATION CENTER | | | | | | | |
| Electricity | 262,637 | KWH | \$22,692.54 | \$0.00 | \$22,692.54 | 0.0864 | 83.83% |
| Natural Gas | 2,197 | CCF | \$1,376.64 | \$0.00 | \$1,376.64 | 0.6266 | 5.09% |
| Water | 814 | CCF | \$2,052.22 | \$0.00 | \$2,052.22 | 2.5212 | 7.58% |
| Sewer | 442 | CCF | \$946.94 | \$0.00 | \$946.94 | 2.1424 | 3.50% |
| Total Cost: | | | \$27,068.34 | \$0.00 | \$27,068.34 | | |



Filters: Cost Center Name Not Equal To DoNotReport; Billing Period Equal To 201411All Meter CodesAll Group Names

elpaso

Energy CAP

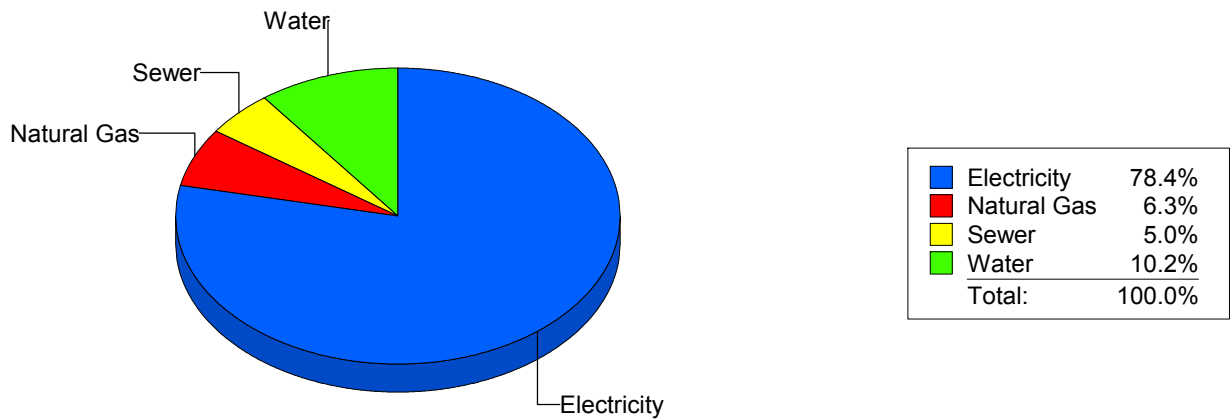
Cost Avoidance Program

Cost Summary Graph

Grouped by Energy Type

| Energy Type | Use | Units | Meter Cost | Special Charges | Total Cost | Avg Unit Cost | % of Total Cost |
|--|---------|-------|--------------------|-----------------|--------------------|---------------|-----------------|
| Site: EL PASO HIGH SCHOOL - EL PASO HIGH SCHOOL | | | | | | | |
| Electricity | 142,603 | KWH | \$15,582.27 | \$0.00 | \$15,582.27 | 0.1093 | 78.45% |
| Natural Gas | 1,343 | CCF | \$1,256.81 | \$0.00 | \$1,256.81 | 0.9358 | 6.33% |
| Water | 620 | CCF | \$2,028.66 | \$0.00 | \$2,028.66 | 3.2720 | 10.21% |
| Sewer | 399 | CCF | \$996.00 | \$0.00 | \$996.00 | 2.4962 | 5.01% |
| Total Cost: | | | \$19,863.74 | \$0.00 | \$19,863.74 | | |

For EL PASO HIGH SCHOOL



Filters: Cost Center Name Not Equal To DoNotReport; Billing Period Equal To 201411All Meter CodesAll Group Names

elpaso

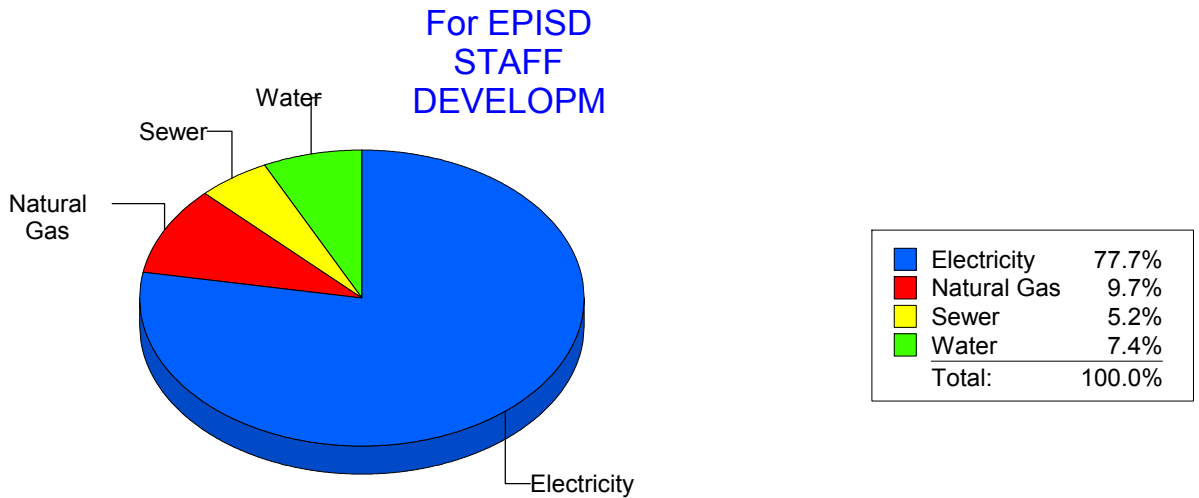
Energy CAP

Cost Avoidance Program

Cost Summary Graph

Grouped by Energy Type

| Energy Type | Use | Units | Meter Cost | Special Charges | Total Cost | Avg Unit Cost | % of Total Cost |
|--|--------|-------|-------------------|-----------------|-------------------|---------------|-----------------|
| Site: EPISD STAFF DEVELOPM - EPISD STAFF DEVELOPM | | | | | | | |
| Electricity | 10,720 | KWH | \$1,293.36 | \$0.00 | \$1,293.36 | 0.1206 | 77.70% |
| Natural Gas | 154 | CCF | \$162.15 | \$0.00 | \$162.15 | 1.0529 | 9.74% |
| Water | 38 | CCF | \$122.40 | \$0.00 | \$122.40 | 3.2211 | 7.35% |
| Sewer | 24 | CCF | \$86.63 | \$0.00 | \$86.63 | 3.6096 | 5.20% |
| Total Cost: | | | \$1,664.54 | \$0.00 | \$1,664.54 | | |



Filters: Cost Center Name Not Equal To DoNotReport; Billing Period Equal To 201411All Meter CodesAll Group Names

elpaso

Energy CAP

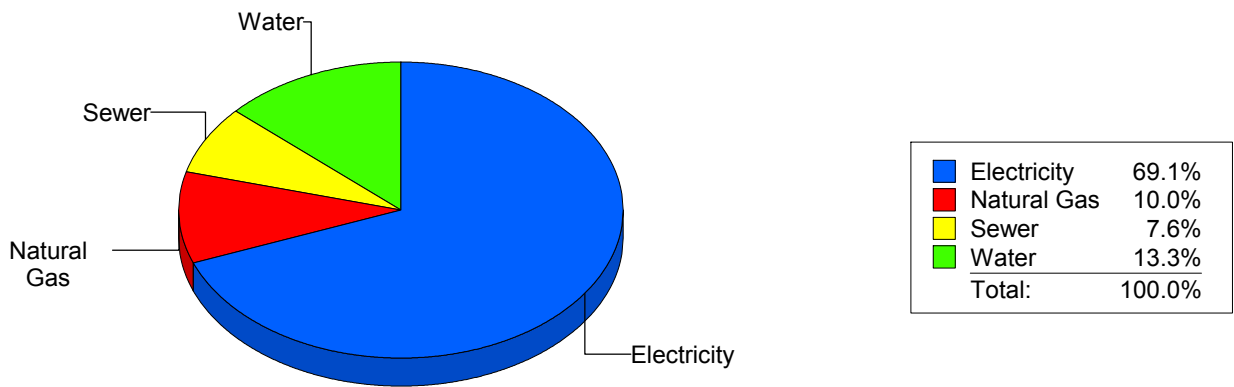
Cost Avoidance Program

Cost Summary Graph

Grouped by Energy Type

| Energy Type | Use | Units | Meter Cost | Special Charges | Total Cost | Avg Unit Cost | % of Total Cost |
|--|--------|-------|-------------------|-----------------|-------------------|---------------|-----------------|
| Site: FANNIN ELEMENTARY - FANNIN ELEMENTARY | | | | | | | |
| Electricity | 29,248 | KWH | \$3,522.93 | \$0.00 | \$3,522.93 | 0.1205 | 69.06% |
| Natural Gas | 465 | CCF | \$510.85 | \$0.00 | \$510.85 | 1.0986 | 10.01% |
| Water | 215 | CCF | \$677.51 | \$0.00 | \$677.51 | 3.1512 | 13.28% |
| Sewer | 126 | CCF | \$390.03 | \$0.00 | \$390.03 | 3.0955 | 7.65% |
| Total Cost: | | | \$5,101.32 | \$0.00 | \$5,101.32 | | |

For FANNIN ELEMENTARY



Filters: Cost Center Name Not Equal To DoNotReport; Billing Period Equal To 201411All Meter CodesAll Group Names

el Paso

Energy CAP

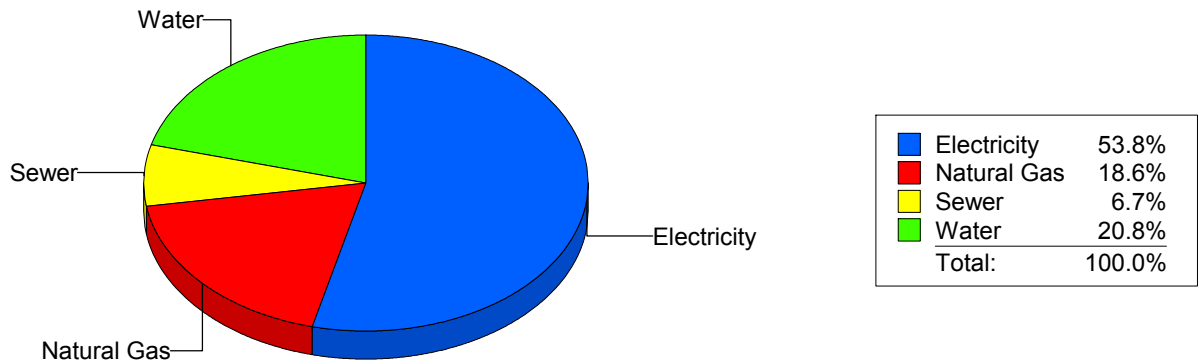
Cost Avoidance Program

Cost Summary Graph

Grouped by Energy Type

| Energy Type | Use | Units | Meter Cost | Special Charges | Total Cost | Avg Unit Cost | % of Total Cost |
|--|--------|-------|-------------------|-----------------|-------------------|---------------|-----------------|
| Site: FINE ARTS/MULTIMEDIA - FINE ARTS/MULTIMEDIA | | | | | | | |
| Electricity | 10,526 | KWH | \$1,274.24 | \$0.00 | \$1,274.24 | 0.1211 | 53.84% |
| Natural Gas | 613 | CCF | \$440.76 | \$0.00 | \$440.76 | 0.7190 | 18.62% |
| Water | 179 | CCF | \$493.25 | \$0.00 | \$493.25 | 2.7556 | 20.84% |
| Sewer | 66 | CCF | \$158.40 | \$0.00 | \$158.40 | 2.4000 | 6.69% |
| Total Cost: | | | \$2,366.65 | \$0.00 | \$2,366.65 | | |

For FINE ARTS/MULTIMEDIA



Filters: Cost Center Name Not Equal To DoNotReport; Billing Period Equal To 201411 All Meter Codes All Group Names

elpaso

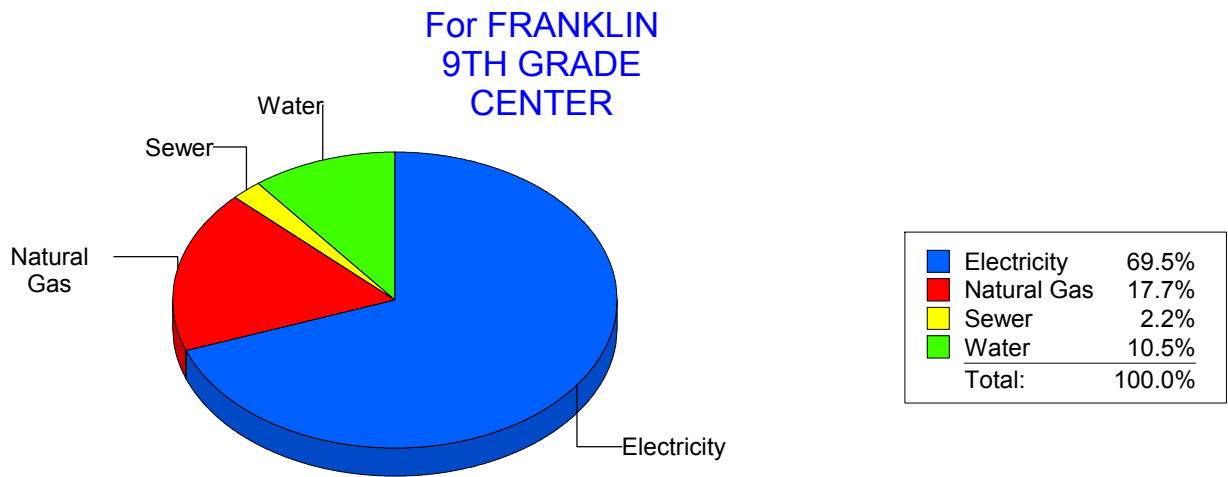
Energy CAP

Cost Avoidance Program

Cost Summary Graph

Grouped by Energy Type

| Energy Type | Use | Units | Meter Cost | Special Charges | Total Cost | Avg Unit Cost | % of Total Cost |
|---|---------|-------|--------------------|-----------------|--------------------|---------------|-----------------|
| Site: FRANKLIN9THGRADECENTER - FRANKLIN 9TH GRADE CENTER | | | | | | | |
| Electricity | 115,000 | KWH | \$11,878.64 | \$0.00 | \$11,878.64 | 0.1033 | 69.54% |
| Natural Gas | 5,018 | CCF | \$3,021.84 | \$0.00 | \$3,021.84 | 0.6022 | 17.69% |
| Water | 1,354 | CCF | \$1,801.51 | \$0.00 | \$1,801.51 | 1.3305 | 10.55% |
| Sewer | 109 | CCF | \$379.65 | \$0.00 | \$379.65 | 3.4830 | 2.22% |
| Total Cost: | | | \$17,081.64 | \$0.00 | \$17,081.64 | | |



Filters: Cost Center Name Not Equal To DoNotReport; Billing Period Equal To 201411All Meter CodesAll Group Names

elpaso

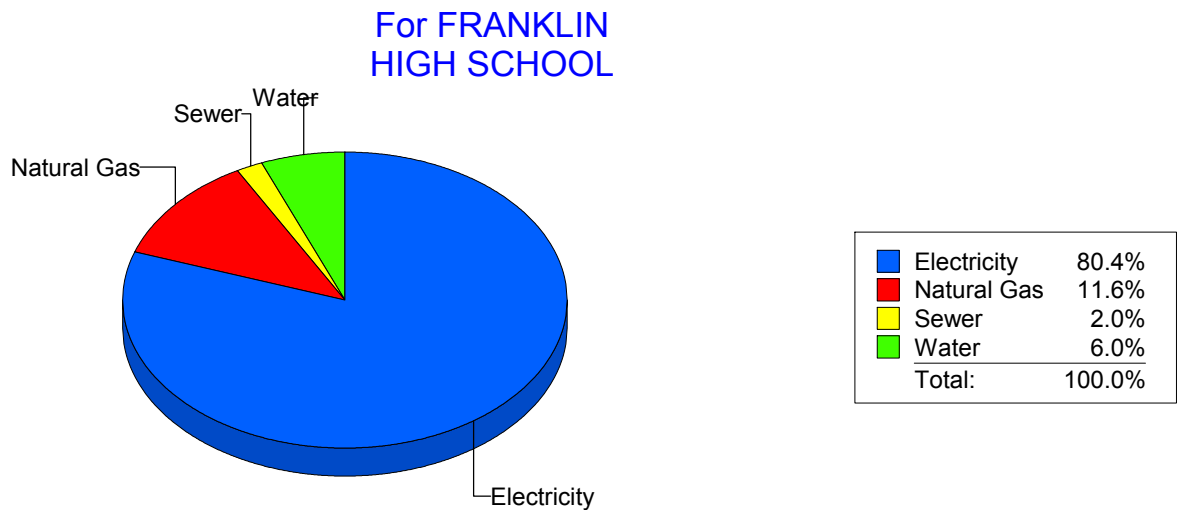
Energy CAP

Cost Avoidance Program

Cost Summary Graph

Grouped by Energy Type

| Energy Type | Use | Units | Meter Cost | Special Charges | Total Cost | Avg Unit Cost | % of Total Cost |
|--|---------|-------|--------------------|-----------------|--------------------|---------------|-----------------|
| Site: FRANKLIN HIGH SCHOOL - FRANKLIN HIGH SCHOOL | | | | | | | |
| Electricity | 269,493 | KWH | \$25,645.86 | \$0.00 | \$25,645.86 | 0.0952 | 80.36% |
| Natural Gas | 6,089 | CCF | \$3,715.45 | \$0.00 | \$3,715.45 | 0.6102 | 11.64% |
| Water | 738 | CCF | \$1,908.65 | \$0.00 | \$1,908.65 | 2.5862 | 5.98% |
| Sewer | 299 | CCF | \$641.85 | \$0.00 | \$641.85 | 2.1467 | 2.01% |
| Total Cost: | | | \$31,911.81 | \$0.00 | \$31,911.81 | | |



Filters: Cost Center Name Not Equal To DoNotReport; Billing Period Equal To 201411 All Meter Codes All Group Names

elpaso

Energy CAP

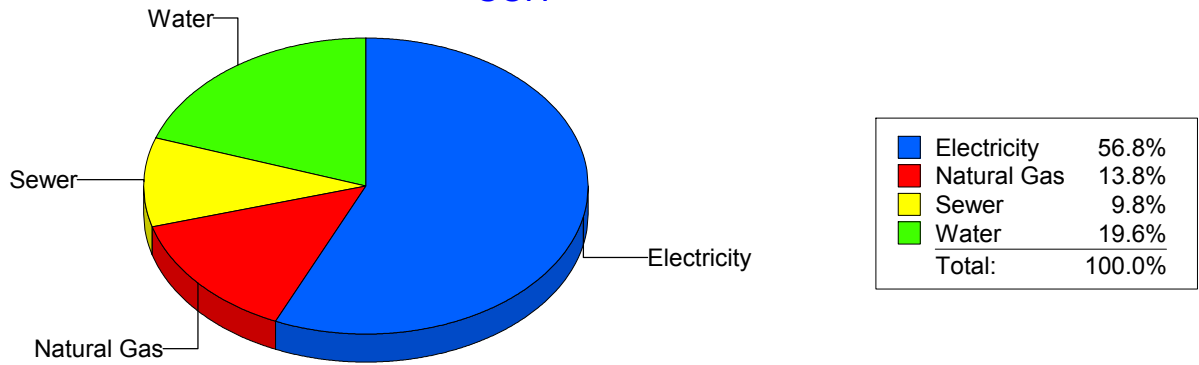
Cost Avoidance Program

Cost Summary Graph

Grouped by Energy Type

| Energy Type | Use | Units | Meter Cost | Special Charges | Total Cost | Avg Unit Cost | % of Total Cost |
|--|--------|-------|-------------------|-----------------|-------------------|---------------|-----------------|
| Site: GREEN ELEMENTARY SCH - GREEN ELEMENTARY SCH | | | | | | | |
| Electricity | 28,800 | KWH | \$2,944.48 | \$0.00 | \$2,944.48 | 0.1022 | 56.75% |
| Natural Gas | 957 | CCF | \$717.09 | \$0.00 | \$717.09 | 0.7493 | 13.82% |
| Water | 340 | CCF | \$1,016.30 | \$0.00 | \$1,016.30 | 2.9891 | 19.59% |
| Sewer | 155 | CCF | \$510.45 | \$0.00 | \$510.45 | 3.2932 | 9.84% |
| Total Cost: | | | \$5,188.32 | \$0.00 | \$5,188.32 | | |

For GREEN ELEMENTARY SCH



Filters: Cost Center Name Not Equal To DoNotReport; Billing Period Equal To 201411All Meter CodesAll Group Names

elpaso

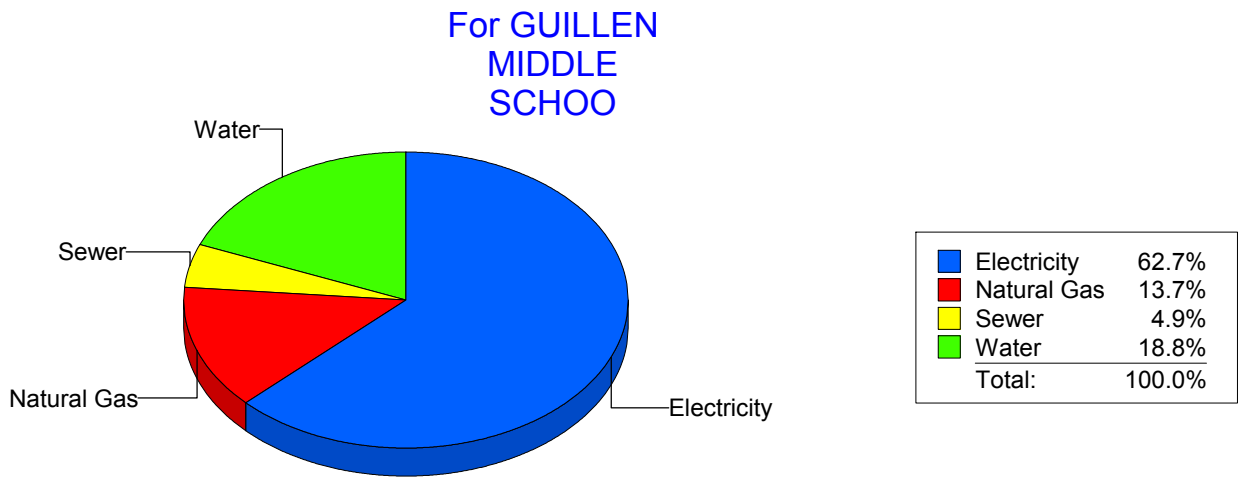
Energy CAP

Cost Avoidance Program

Cost Summary Graph

Grouped by Energy Type

| Energy Type | Use | Units | Meter Cost | Special Charges | Total Cost | Avg Unit Cost | % of Total Cost |
|--|--------|-------|--------------------|-----------------|--------------------|---------------|-----------------|
| Site: GUILLEN MIDDLE SCHOO - GUILLEN MIDDLE SCHOO | | | | | | | |
| Electricity | 77,190 | KWH | \$7,442.18 | \$0.00 | \$7,442.18 | 0.0964 | 62.65% |
| Natural Gas | 2,483 | CCF | \$1,624.22 | \$0.00 | \$1,624.22 | 0.6541 | 13.67% |
| Water | 820 | CCF | \$2,235.58 | \$0.00 | \$2,235.58 | 2.7263 | 18.82% |
| Sewer | 261 | CCF | \$576.33 | \$0.00 | \$576.33 | 2.2082 | 4.85% |
| Total Cost: | | | \$11,878.31 | \$0.00 | \$11,878.31 | | |



Filters: Cost Center Name Not Equal To DoNotReport; Billing Period Equal To 201411All Meter CodesAll Group Names

elpaso

Energy CAP

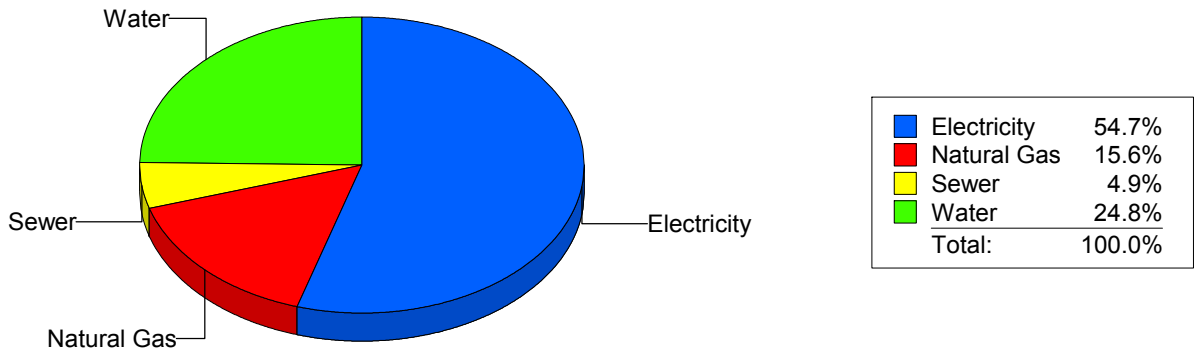
Cost Avoidance Program

Cost Summary Graph

Grouped by Energy Type

| Energy Type | Use | Units | Meter Cost | Special Charges | Total Cost | Avg Unit Cost | % of Total Cost |
|--|--------|-------|--------------------|-----------------|--------------------|---------------|-----------------|
| Site: H.E. CHARLES MIDDLE - H.E. CHARLES MIDDLE | | | | | | | |
| Electricity | 65,047 | KWH | \$6,942.00 | \$0.00 | \$6,942.00 | 0.1067 | 54.73% |
| Natural Gas | 3,078 | CCF | \$1,974.97 | \$0.00 | \$1,974.97 | 0.6416 | 15.57% |
| Water | 986 | CCF | \$3,139.47 | \$0.00 | \$3,139.47 | 3.1840 | 24.75% |
| Sewer | 288 | CCF | \$626.67 | \$0.00 | \$626.67 | 2.1759 | 4.94% |
| Total Cost: | | | \$12,683.11 | \$0.00 | \$12,683.11 | | |

For H.E. CHARLES MIDDLE



Filters: Cost Center Name Not Equal To DoNotReport; Billing Period Equal To 201411All Meter CodesAll Group Names

elpaso

Energy CAP

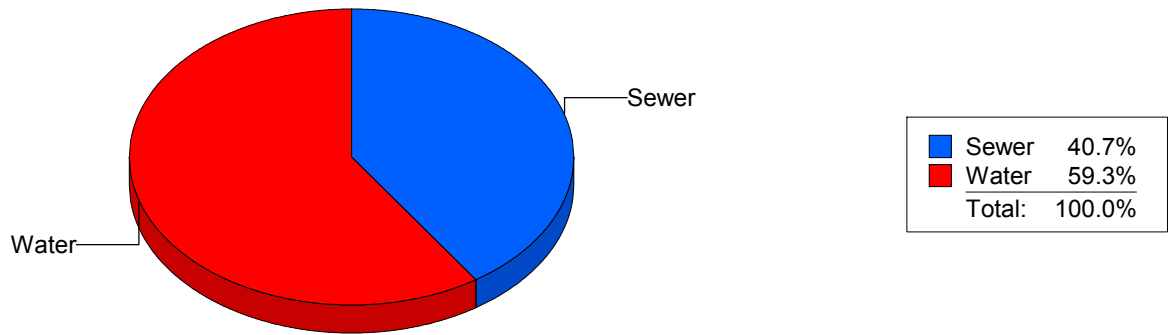
Cost Avoidance Program

Cost Summary Graph

Grouped by Energy Type

| Energy Type | Use | Units | Meter Cost | Special Charges | Total Cost | Avg Unit Cost | % of Total Cost |
|--|-----|--------|-----------------|-----------------|-----------------|---------------|-----------------|
| Site: HART ELEMENTARY SCHO - HART ELEMENTARY SCHO | | | | | | | |
| Water | | 81 CCF | \$295.67 | \$0.00 | \$295.67 | 3.6502 | 59.33% |
| Sewer | | 39 CCF | \$202.65 | \$0.00 | \$202.65 | 5.1962 | 40.67% |
| Total Cost: | | | \$498.32 | \$0.00 | \$498.32 | | |

For HART
ELEMENTARY
SCHO



Filters: Cost Center Name Not Equal To DoNotReport; Billing Period Equal To 201411All Meter CodesAll Group Names

elpaso

Energy CAP

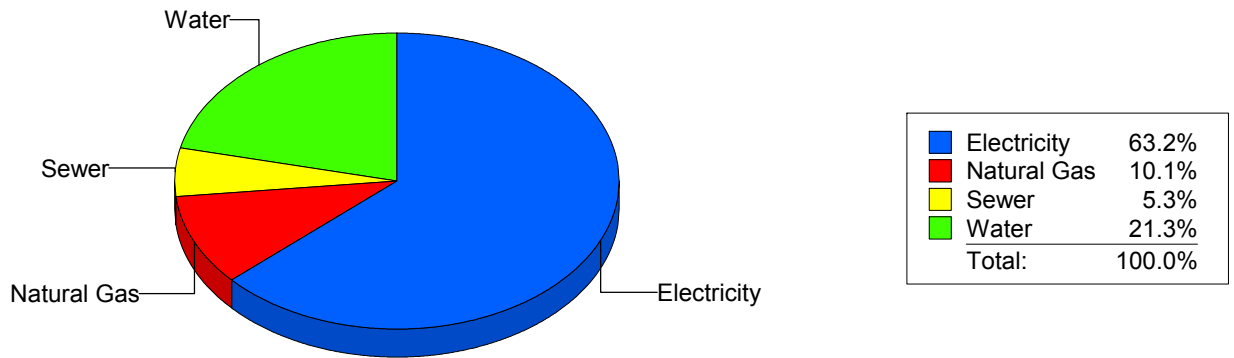
Cost Avoidance Program

Cost Summary Graph

Grouped by Energy Type

| Energy Type | Use | Units | Meter Cost | Special Charges | Total Cost | Avg Unit Cost | % of Total Cost |
|--|--------|-------|-------------------|-----------------|-------------------|---------------|-----------------|
| Site: HAWKINS ELEMENTARY S - HAWKINS ELEMENTARY S | | | | | | | |
| Electricity | 24,742 | KWH | \$2,371.87 | \$0.00 | \$2,371.87 | 0.0959 | 63.21% |
| Natural Gas | 510 | CCF | \$379.89 | \$0.00 | \$379.89 | 0.7449 | 10.12% |
| Water | 192 | CCF | \$800.15 | \$0.00 | \$800.15 | 4.1674 | 21.33% |
| Sewer | 47 | CCF | \$200.20 | \$0.00 | \$200.20 | 4.2596 | 5.34% |
| Total Cost: | | | \$3,752.11 | \$0.00 | \$3,752.11 | | |

For HAWKINS
ELEMENTARY
S



Filters: Cost Center Name Not Equal To DoNotReport; Billing Period Equal To 201411All Meter CodesAll Group Names

elpaso

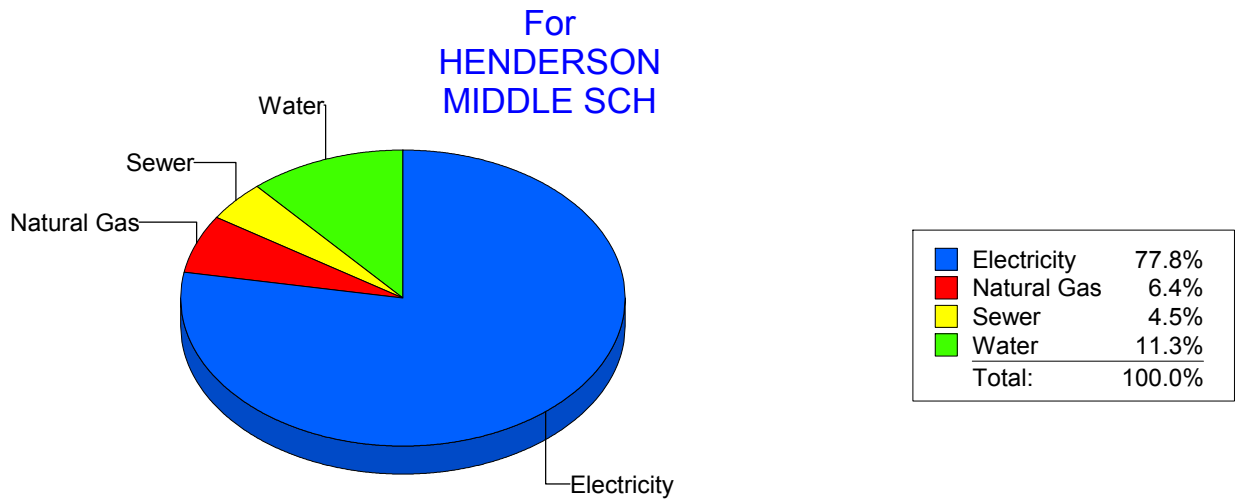
Energy CAP

Cost Avoidance Program

Cost Summary Graph

Grouped by Energy Type

| Energy Type | Use | Units | Meter Cost | Special Charges | Total Cost | Avg Unit Cost | % of Total Cost |
|--|--------|-------|-------------------|-----------------|-------------------|---------------|-----------------|
| Site: HENDERSON MIDDLE SCH - HENDERSON MIDDLE SCH | | | | | | | |
| Electricity | 41,353 | KWH | \$4,408.68 | \$0.00 | \$4,408.68 | 0.1066 | 77.83% |
| Natural Gas | 479 | CCF | \$361.13 | \$0.00 | \$361.13 | 0.7539 | 6.38% |
| Water | 348 | CCF | \$640.86 | \$0.00 | \$640.86 | 1.8416 | 11.31% |
| Sewer | 135 | CCF | \$253.62 | \$0.00 | \$253.62 | 1.8787 | 4.48% |
| Total Cost: | | | \$5,664.29 | \$0.00 | \$5,664.29 | | |



Filters: Cost Center Name Not Equal To DoNotReport; Billing Period Equal To 201411All Meter CodesAll Group Names

el paso

Energy CAP

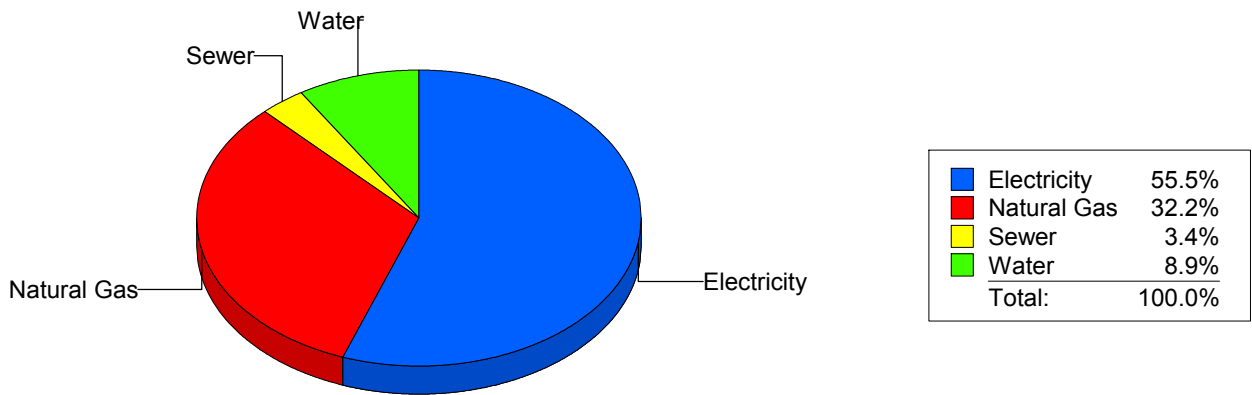
Cost Avoidance Program

Cost Summary Graph

Grouped by Energy Type

| Energy Type | Use | Units | Meter Cost | Special Charges | Total Cost | Avg Unit Cost | % of Total Cost |
|--|-------|-------|-------------------|-----------------|-------------------|---------------|-----------------|
| Site: HERCULES COTTAGES - HERCULES COTTAGES | | | | | | | |
| Electricity | 4,413 | KWH | \$694.66 | \$0.00 | \$694.66 | 0.1574 | 55.52% |
| Natural Gas | 6 | CCF | \$403.28 | \$0.00 | \$403.28 | 67.2133 | 32.23% |
| Water | 22 | CCF | \$110.90 | \$0.00 | \$110.90 | 5.0409 | 8.86% |
| Sewer | 7 | CCF | \$42.45 | \$0.00 | \$42.45 | 6.0643 | 3.39% |
| Total Cost: | | | \$1,251.29 | \$0.00 | \$1,251.29 | | |

For HERCULES COTTAGES



Filters: Cost Center Name Not Equal To DoNotReport; Billing Period Equal To 201411All Meter CodesAll Group Names

elpaso

Energy CAP

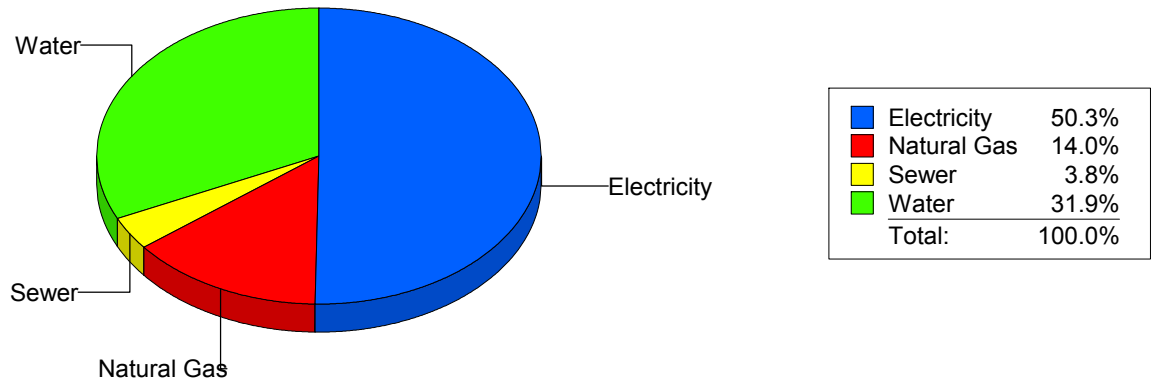
Cost Avoidance Program

Cost Summary Graph

Grouped by Energy Type

| Energy Type | Use | Units | Meter Cost | Special Charges | Total Cost | Avg Unit Cost | % of Total Cost |
|---|--------|-------|--------------------|-----------------|--------------------|---------------|-----------------|
| Site: HERRERA - HERRERA ELEMENTARY | | | | | | | |
| Electricity | 52,800 | KWH | \$5,314.24 | \$0.00 | \$5,314.24 | 0.1006 | 50.31% |
| Natural Gas | 2,370 | CCF | \$1,478.87 | \$0.00 | \$1,478.87 | 0.6240 | 14.00% |
| Water | 950 | CCF | \$3,367.10 | \$0.00 | \$3,367.10 | 3.5443 | 31.88% |
| Sewer | 126 | CCF | \$403.11 | \$0.00 | \$403.11 | 3.1993 | 3.82% |
| Total Cost: | | | \$10,563.32 | \$0.00 | \$10,563.32 | | |

For HERRERA ELEMENTARY



Filters: Cost Center Name Not Equal To DoNotReport; Billing Period Equal To 201411All Meter CodesAll Group Names

el paso

Energy CAP

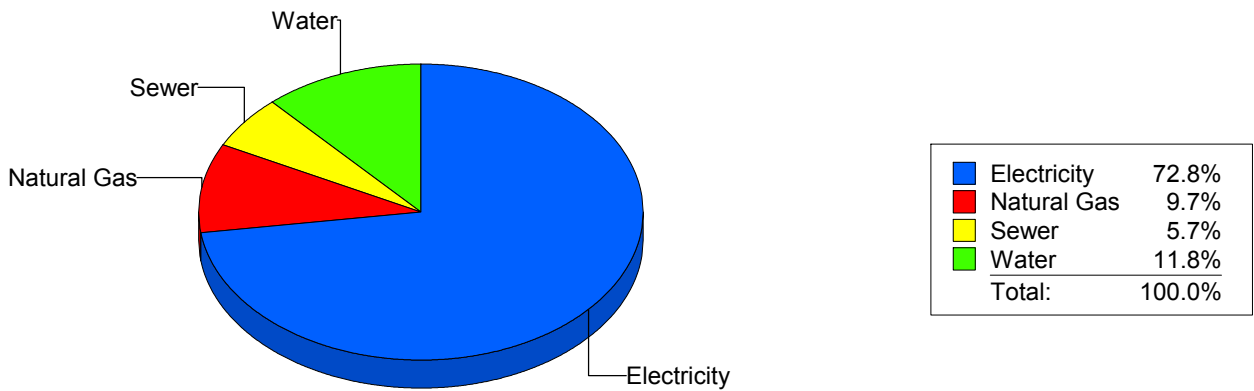
Cost Avoidance Program

Cost Summary Graph

Grouped by Energy Type

| Energy Type | Use | Units | Meter Cost | Special Charges | Total Cost | Avg Unit Cost | % of Total Cost |
|--|--------|-------|-------------------|-----------------|-------------------|---------------|-----------------|
| Site: HILLSIDE ELEMENTARY - HILLSIDE ELEMENTARY | | | | | | | |
| Electricity | 37,790 | KWH | \$4,713.12 | \$0.00 | \$4,713.12 | 0.1247 | 72.84% |
| Natural Gas | 542 | CCF | \$625.72 | \$0.00 | \$625.72 | 1.1545 | 9.67% |
| Water | 253 | CCF | \$763.69 | \$0.00 | \$763.69 | 3.0185 | 11.80% |
| Sewer | 110 | CCF | \$367.95 | \$0.00 | \$367.95 | 3.3450 | 5.69% |
| Total Cost: | | | \$6,470.48 | \$0.00 | \$6,470.48 | | |

For HILLSIDE ELEMENTARY



Filters: Cost Center Name Not Equal To DoNotReport; Billing Period Equal To 201411All Meter CodesAll Group Names

elpaso

Energy CAP

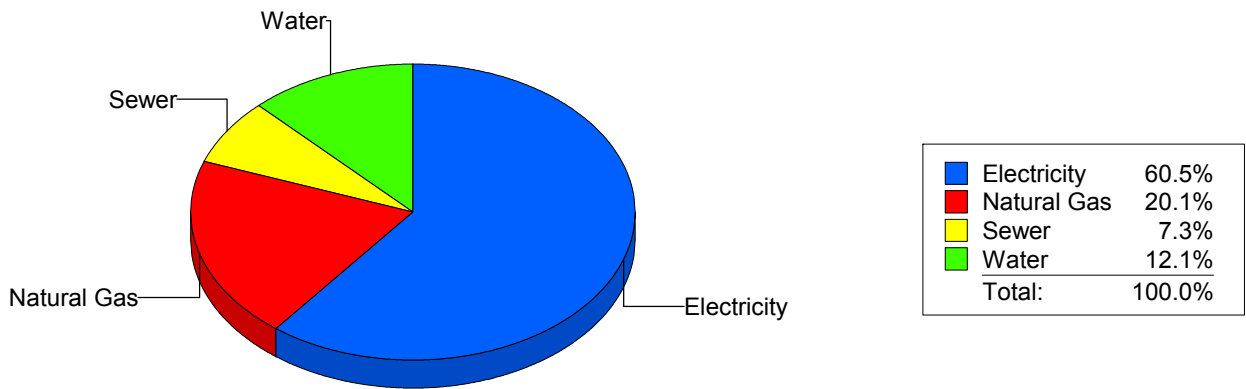
Cost Avoidance Program

Cost Summary Graph

Grouped by Energy Type

| Energy Type | Use | Units | Meter Cost | Special Charges | Total Cost | Avg Unit Cost | % of Total Cost |
|--|--------|-------|-------------------|-----------------|-------------------|---------------|-----------------|
| Site: HOUSTON INTERMEDIATE - HOUSTON INTERMEDIATE | | | | | | | |
| Electricity | 27,403 | KWH | \$2,689.22 | \$0.00 | \$2,689.22 | 0.0981 | 60.46% |
| Natural Gas | 1,121 | CCF | \$894.32 | \$0.00 | \$894.32 | 0.7978 | 20.10% |
| Water | 149 | CCF | \$538.29 | \$0.00 | \$538.29 | 3.6127 | 12.10% |
| Sewer | 72 | CCF | \$326.44 | \$0.00 | \$326.44 | 4.5339 | 7.34% |
| Total Cost: | | | \$4,448.27 | \$0.00 | \$4,448.27 | | |

For HOUSTON INTERMEDIATE



Filters: Cost Center Name Not Equal To DoNotReport; Billing Period Equal To 201411All Meter CodesAll Group Names

elpaso

Energy CAP

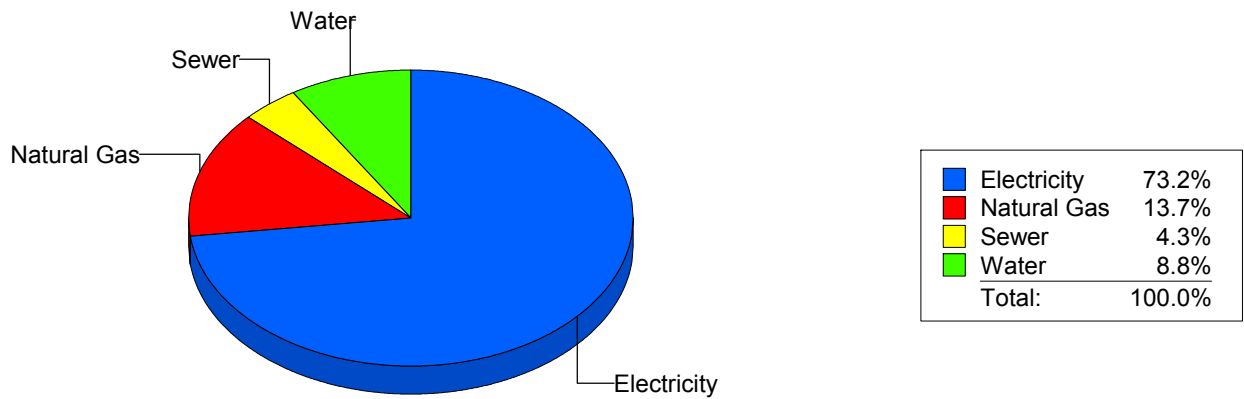
Cost Avoidance Program

Cost Summary Graph

Grouped by Energy Type

| Energy Type | Use | Units | Meter Cost | Special Charges | Total Cost | Avg Unit Cost | % of Total Cost |
|-----------------------------|--------|-------|-------------------|-----------------|-------------------|---------------|-----------------|
| Site: MOYE - HR MOYE | | | | | | | |
| Electricity | 56,280 | KWH | \$5,715.99 | \$0.00 | \$5,715.99 | 0.1016 | 73.16% |
| Natural Gas | 1,679 | CCF | \$1,070.60 | \$0.00 | \$1,070.60 | 0.6376 | 13.70% |
| Water | 153 | CCF | \$691.37 | \$0.00 | \$691.37 | 4.5188 | 8.85% |
| Sewer | 77 | CCF | \$335.49 | \$0.00 | \$335.49 | 4.3570 | 4.29% |
| Total Cost: | | | \$7,813.45 | \$0.00 | \$7,813.45 | | |

For HR MOYE



Filters: Cost Center Name Not Equal To DoNotReport; Billing Period Equal To 201411 All Meter Codes All Group Names

elpaso

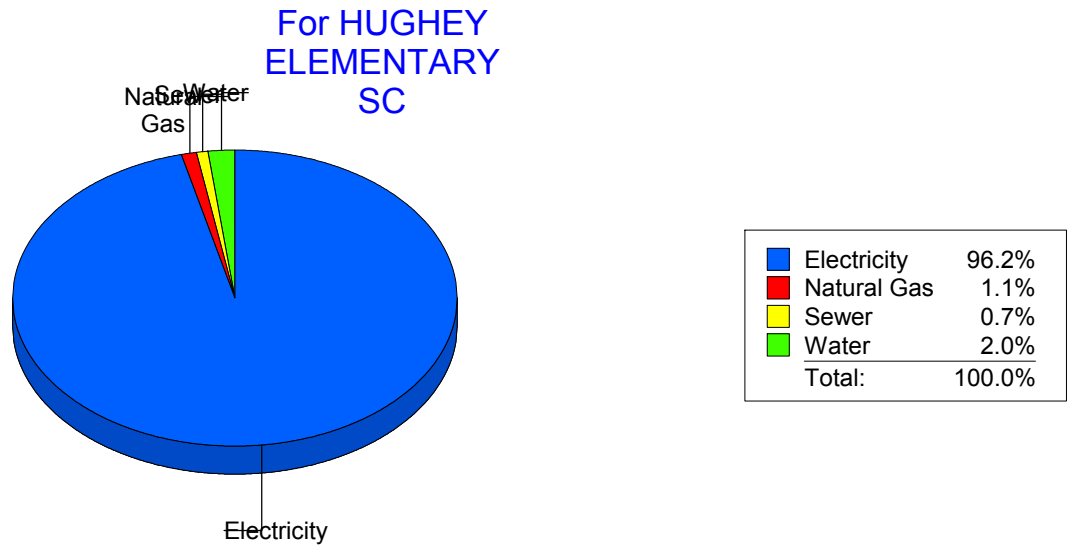
Energy CAP

Cost Avoidance Program

Cost Summary Graph

Grouped by Energy Type

| Energy Type | Use | Units | Meter Cost | Special Charges | Total Cost | Avg Unit Cost | % of Total Cost |
|--|--------|-------|--------------------|-----------------|--------------------|---------------|-----------------|
| Site: HUGHEY ELEMENTARY SC - HUGHEY ELEMENTARY SC | | | | | | | |
| Electricity | 31,661 | KWH | \$63,491.73 | \$0.00 | \$63,491.73 | 2.0054 | 96.18% |
| Natural Gas | 867 | CCF | \$744.68 | \$0.00 | \$744.68 | 0.8589 | 1.13% |
| Water | 407 | CCF | \$1,289.24 | \$0.00 | \$1,289.24 | 3.1677 | 1.95% |
| Sewer | 150 | CCF | \$490.50 | \$0.00 | \$490.50 | 3.2700 | 0.74% |
| Total Cost: | | | \$66,016.15 | \$0.00 | \$66,016.15 | | |



Filters: Cost Center Name Not Equal To DoNotReport; Billing Period Equal To 201411 All Meter Codes All Group Names

elpaso

Energy CAP

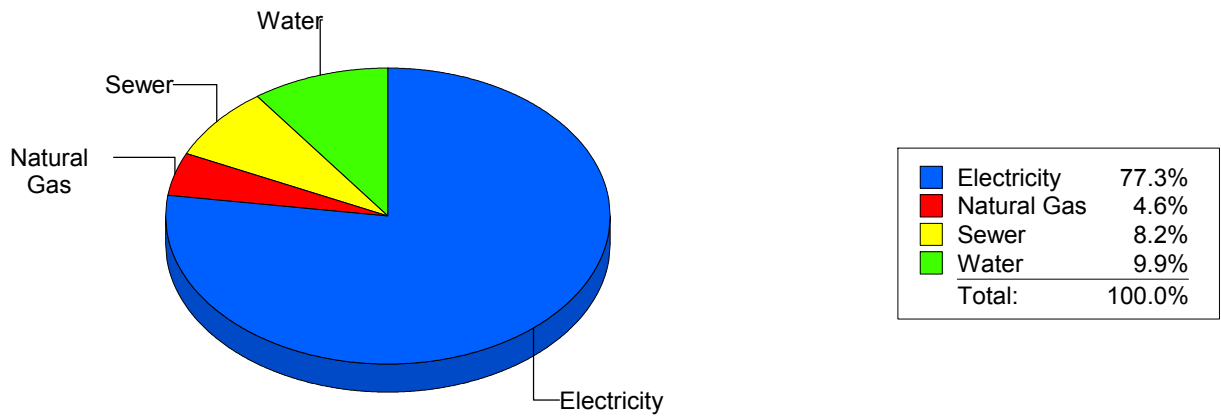
Cost Avoidance Program

Cost Summary Graph

Grouped by Energy Type

| Energy Type | Use | Units | Meter Cost | Special Charges | Total Cost | Avg Unit Cost | % of Total Cost |
|--|---------|-------|--------------------|-----------------|--------------------|---------------|-----------------|
| Site: IRVIN HIGH SCHOOL - IRVIN HIGH SCHOOL | | | | | | | |
| Electricity | 112,085 | KWH | \$10,661.17 | \$0.00 | \$10,661.17 | 0.0951 | 77.30% |
| Natural Gas | 939 | CCF | \$633.37 | \$0.00 | \$633.37 | 0.6745 | 4.59% |
| Water | 787 | CCF | \$1,363.11 | \$0.00 | \$1,363.11 | 1.7320 | 9.88% |
| Sewer | 714 | CCF | \$1,134.15 | \$0.00 | \$1,134.15 | 1.5884 | 8.22% |
| Total Cost: | | | \$13,791.80 | \$0.00 | \$13,791.80 | | |

For IRVIN HIGH SCHOOL



Filters: Cost Center Name Not Equal To DoNotReport; Billing Period Equal To 201411All Meter CodesAll Group Names

el Paso

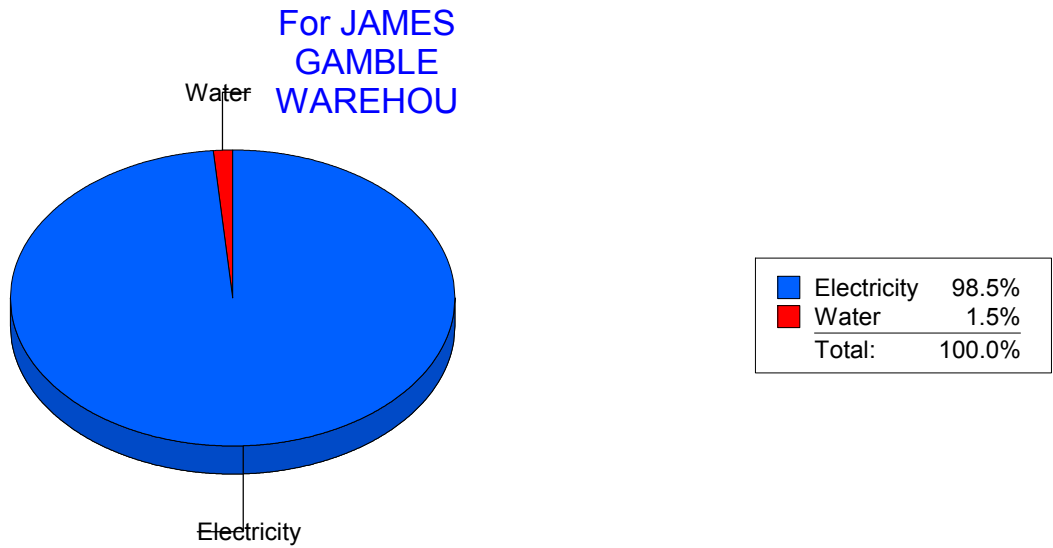
Energy CAP

Cost Avoidance Program

Cost Summary Graph

Grouped by Energy Type

| Energy Type | Use | Units | Meter Cost | Special Charges | Total Cost | Avg Unit Cost | % of Total Cost |
|---|--------|-------|-------------------|-----------------|-------------------|---------------|-----------------|
| Site: JAMES GAMBLE WAREHOU - JAMES GAMBLE WAREHOU | | | | | | | |
| Electricity | 25,500 | KWH | \$2,586.07 | \$0.00 | \$2,586.07 | 0.1014 | 98.50% |
| Water | 0 | CCF | \$39.32 | \$0.00 | \$39.32 | 0.0000 | 1.50% |
| Total Cost: | | | \$2,625.39 | \$0.00 | \$2,625.39 | | |



Filters: Cost Center Name Not Equal To DoNotReport; Billing Period Equal To 201411All Meter CodesAll Group Names

elpaso

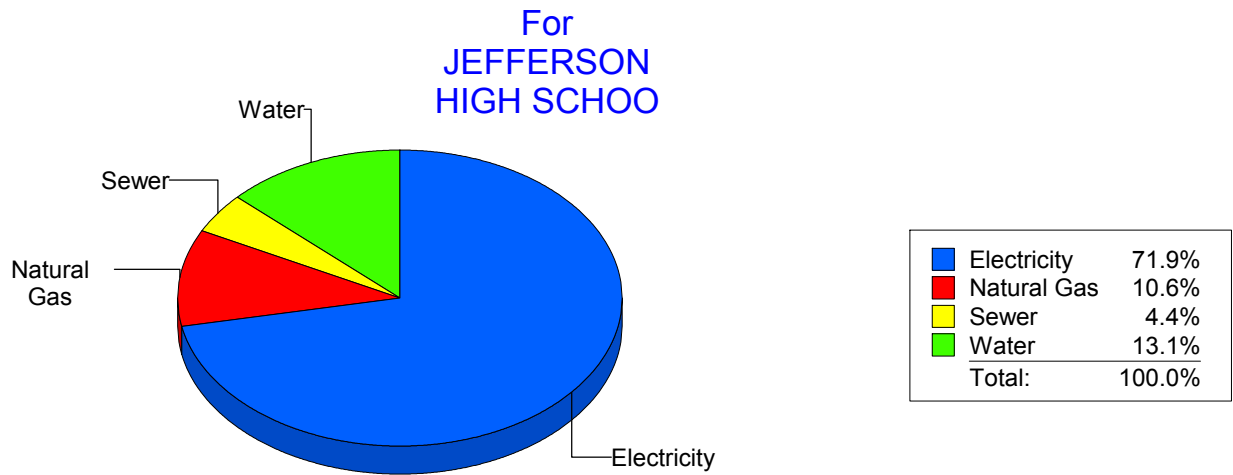
Energy CAP

Cost Avoidance Program

Cost Summary Graph

Grouped by Energy Type

| Energy Type | Use | Units | Meter Cost | Special Charges | Total Cost | Avg Unit Cost | % of Total Cost |
|--|---------|-------|--------------------|-----------------|--------------------|---------------|-----------------|
| Site: JEFFERSON HIGH SCHOOL - JEFFERSON HIGH SCHOOL | | | | | | | |
| Electricity | 102,881 | KWH | \$10,649.98 | \$0.00 | \$10,649.98 | 0.1035 | 71.95% |
| Natural Gas | 1,648 | CCF | \$1,566.60 | \$0.00 | \$1,566.60 | 0.9506 | 10.58% |
| Water | 609 | CCF | \$1,937.68 | \$0.00 | \$1,937.68 | 3.1817 | 13.09% |
| Sewer | 200 | CCF | \$648.67 | \$0.00 | \$648.67 | 3.2434 | 4.38% |
| Total Cost: | | | \$14,802.93 | \$0.00 | \$14,802.93 | | |



Filters: Cost Center Name Not Equal To DoNotReport; Billing Period Equal To 201411All Meter CodesAll Group Names

elpaso

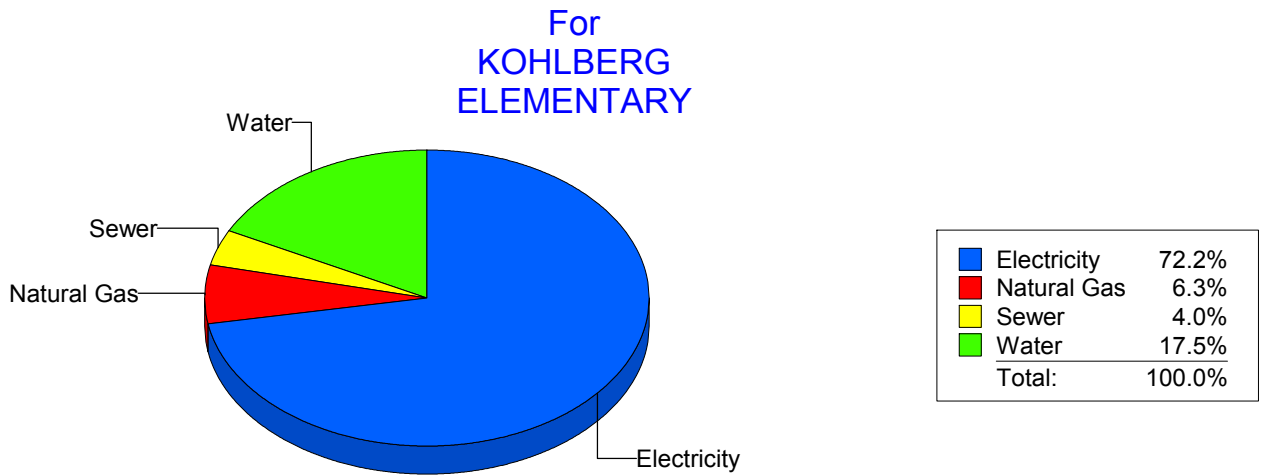
Energy CAP

Cost Avoidance Program

Cost Summary Graph

Grouped by Energy Type

| Energy Type | Use | Units | Meter Cost | Special Charges | Total Cost | Avg Unit Cost | % of Total Cost |
|--|--------|-------|-------------------|-----------------|-------------------|---------------|-----------------|
| Site: KOHLBERG ELEMENTARY - KOHLBERG ELEMENTARY | | | | | | | |
| Electricity | 51,640 | KWH | \$6,277.19 | \$0.00 | \$6,277.19 | 0.1216 | 72.23% |
| Natural Gas | 655 | CCF | \$544.13 | \$0.00 | \$544.13 | 0.8307 | 6.26% |
| Water | 411 | CCF | \$1,517.42 | \$0.00 | \$1,517.42 | 3.6920 | 17.46% |
| Sewer | 108 | CCF | \$351.38 | \$0.00 | \$351.38 | 3.2535 | 4.04% |
| Total Cost: | | | \$8,690.12 | \$0.00 | \$8,690.12 | | |



Filters: Cost Center Name Not Equal To DoNotReport; Billing Period Equal To 201411All Meter CodesAll Group Names

elpaso

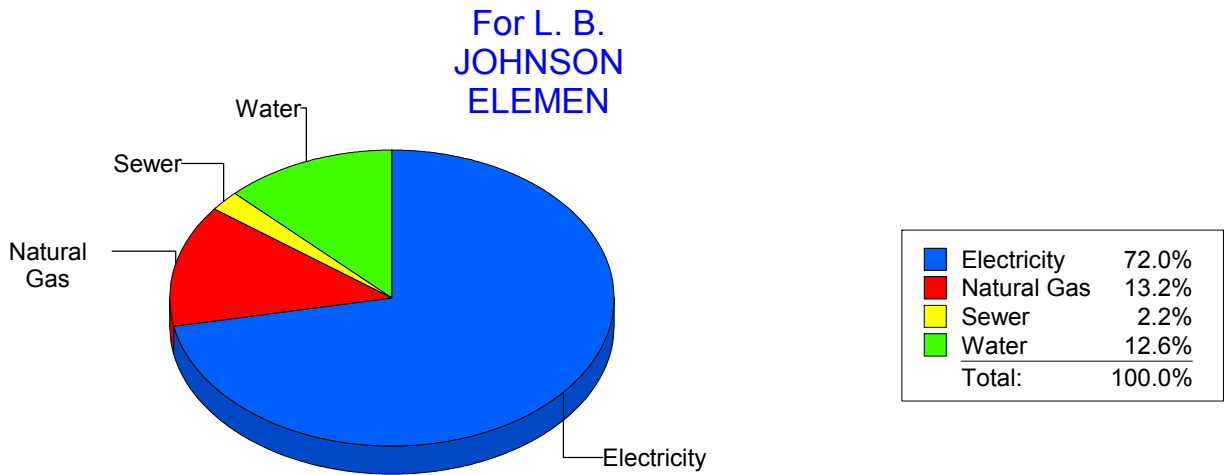
Energy CAP

Cost Avoidance Program

Cost Summary Graph

Grouped by Energy Type

| Energy Type | Use | Units | Meter Cost | Special Charges | Total Cost | Avg Unit Cost | % of Total Cost |
|--|--------|-------|-------------------|-----------------|-------------------|---------------|-----------------|
| Site: L. B. JOHNSON ELEMEN - L. B. JOHNSON ELEMEN | | | | | | | |
| Electricity | 59,600 | KWH | \$6,731.75 | \$0.00 | \$6,731.75 | 0.1129 | 72.05% |
| Natural Gas | 1,831 | CCF | \$1,233.83 | \$0.00 | \$1,233.83 | 0.6739 | 13.21% |
| Water | 372 | CCF | \$1,176.68 | \$0.00 | \$1,176.68 | 3.1631 | 12.59% |
| Sewer | 38 | CCF | \$201.27 | \$0.00 | \$201.27 | 5.2966 | 2.15% |
| Total Cost: | | | \$9,343.53 | \$0.00 | \$9,343.53 | | |



Filters: Cost Center Name Not Equal To DoNotReport; Billing Period Equal To 201411All Meter CodesAll Group Names

elpaso

Energy CAP

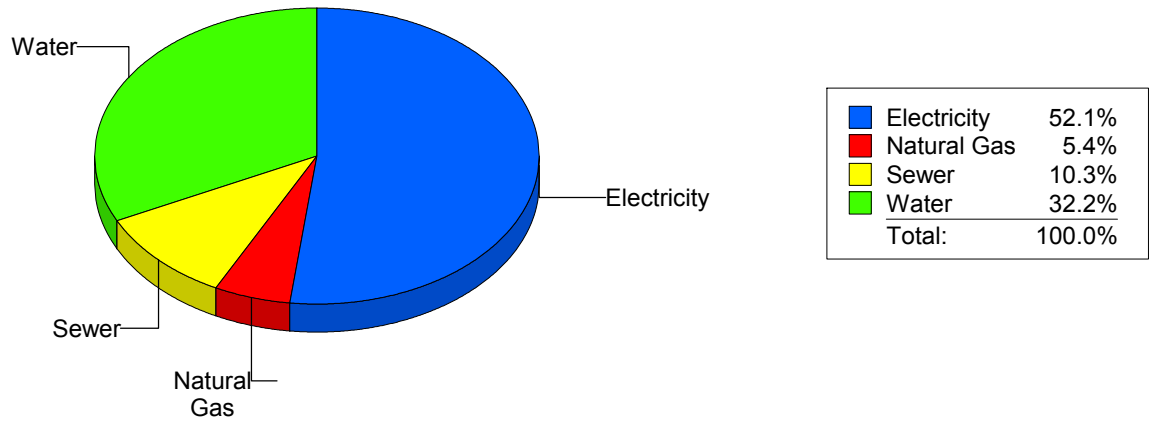
Cost Avoidance Program

Cost Summary Graph

Grouped by Energy Type

| Energy Type | Use | Units | Meter Cost | Special Charges | Total Cost | Avg Unit Cost | % of Total Cost |
|--|--------|-------|-------------------|-----------------|-------------------|---------------|-----------------|
| Site: LAMAR ELEMENTARY SCH - LAMAR ELEMENTARY SCH | | | | | | | |
| Electricity | 29,400 | KWH | \$3,174.77 | \$0.00 | \$3,174.77 | 0.1080 | 52.05% |
| Natural Gas | 178 | CCF | \$332.37 | \$0.00 | \$332.37 | 1.8672 | 5.45% |
| Water | 558 | CCF | \$1,963.54 | \$0.00 | \$1,963.54 | 3.5189 | 32.19% |
| Sewer | 191 | CCF | \$628.56 | \$0.00 | \$628.56 | 3.2909 | 10.31% |
| Total Cost: | | | \$6,099.24 | \$0.00 | \$6,099.24 | | |

For LAMAR
ELEMENTARY
SCH



Filters: Cost Center Name Not Equal To DoNotReport; Billing Period Equal To 201411All Meter CodesAll Group Names

elpaso

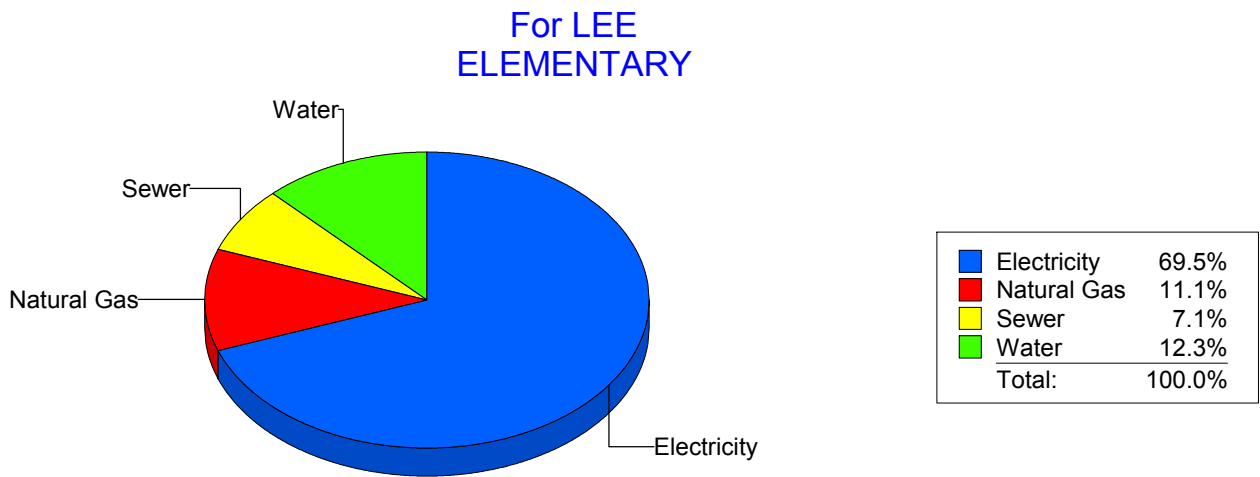
Energy CAP

Cost Avoidance Program

Cost Summary Graph

Grouped by Energy Type

| Energy Type | Use | Units | Meter Cost | Special Charges | Total Cost | Avg Unit Cost | % of Total Cost |
|--|--------|-------|-------------------|-----------------|-------------------|---------------|-----------------|
| Site: LEE ELEMENTARY - LEE ELEMENTARY | | | | | | | |
| Electricity | 32,220 | KWH | \$4,098.05 | \$0.00 | \$4,098.05 | 0.1272 | 69.53% |
| Natural Gas | 971 | CCF | \$652.28 | \$0.00 | \$652.28 | 0.6718 | 11.07% |
| Water | 151 | CCF | \$726.82 | \$0.00 | \$726.82 | 4.8134 | 12.33% |
| Sewer | 97 | CCF | \$416.60 | \$0.00 | \$416.60 | 4.2948 | 7.07% |
| Total Cost: | | | \$5,893.75 | \$0.00 | \$5,893.75 | | |



Filters: Cost Center Name Not Equal To DoNotReport; Billing Period Equal To 201411 All Meter Codes All Group Names

elpaso

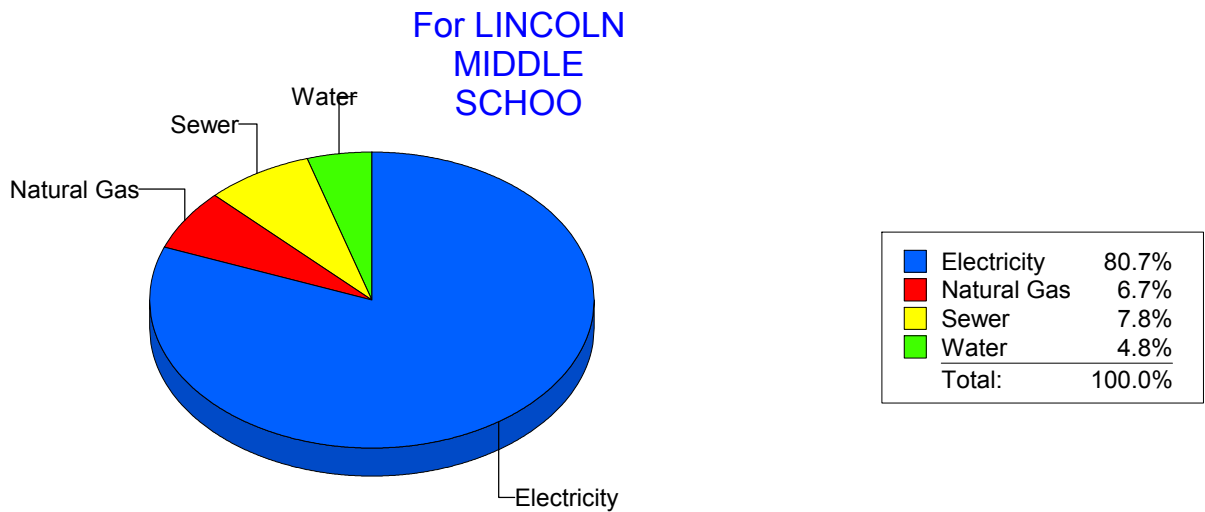
Energy CAP

Cost Avoidance Program

Cost Summary Graph

Grouped by Energy Type

| Energy Type | Use | Units | Meter Cost | Special Charges | Total Cost | Avg Unit Cost | % of Total Cost |
|--|--------|-------|--------------------|-----------------|--------------------|---------------|-----------------|
| Site: LINCOLN MIDDLE SCHOOL - LINCOLN MIDDLE SCHOOL | | | | | | | |
| Electricity | 94,700 | KWH | \$10,788.72 | \$0.00 | \$10,788.72 | 0.1139 | 80.69% |
| Natural Gas | 1,389 | CCF | \$899.26 | \$0.00 | \$899.26 | 0.6474 | 6.73% |
| Water | 321 | CCF | \$636.15 | \$0.00 | \$636.15 | 1.9818 | 4.76% |
| Sewer | 650 | CCF | \$1,045.83 | \$0.00 | \$1,045.83 | 1.6090 | 7.82% |
| Total Cost: | | | \$13,369.96 | \$0.00 | \$13,369.96 | | |



Filters: Cost Center Name Not Equal To DoNotReport; Billing Period Equal To 201411All Meter CodesAll Group Names

elpaso

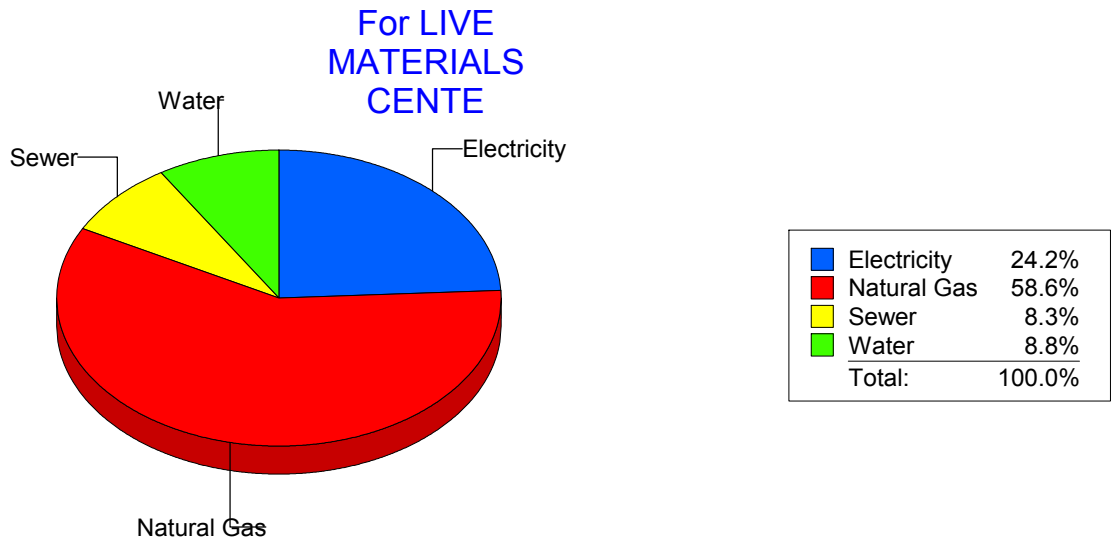
Energy CAP

Cost Avoidance Program

Cost Summary Graph

Grouped by Energy Type

| Energy Type | Use | Units | Meter Cost | Special Charges | Total Cost | Avg Unit Cost | % of Total Cost |
|--|-----|---------|-----------------|-----------------|-----------------|---------------|-----------------|
| Site: LIVE MATERIALS CENTE - LIVE MATERIALS CENTE | | | | | | | |
| Electricity | | 318 KWH | \$67.73 | \$0.00 | \$67.73 | 0.2130 | 24.21% |
| Natural Gas | | 8 CCF | \$164.06 | \$0.00 | \$164.06 | 20.5075 | 58.65% |
| Water | | 1 CCF | \$24.70 | \$0.00 | \$24.70 | 24.7000 | 8.83% |
| Sewer | | 1 CCF | \$23.24 | \$0.00 | \$23.24 | 23.2400 | 8.31% |
| Total Cost: | | | \$279.73 | \$0.00 | \$279.73 | | |



Filters: Cost Center Name Not Equal To DoNotReport; Billing Period Equal To 201411All Meter CodesAll Group Names

elpaso

Energy CAP

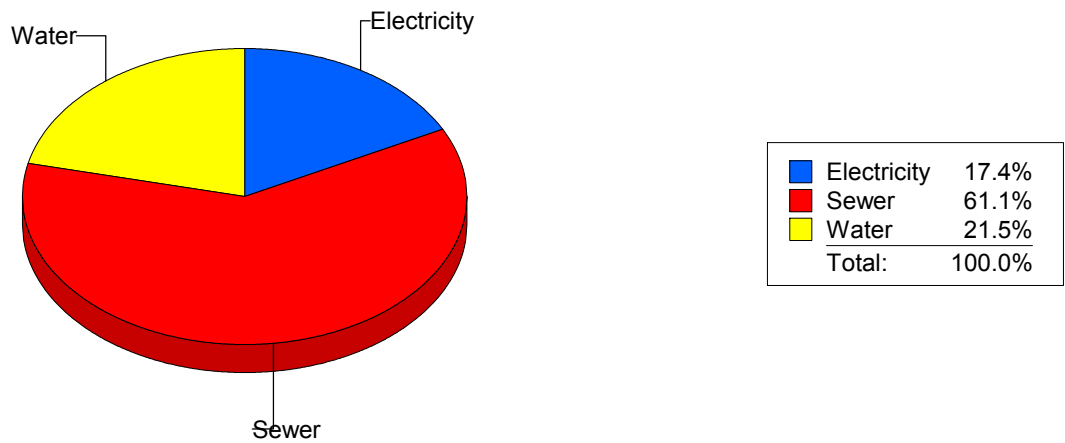
Cost Avoidance Program

Cost Summary Graph

Grouped by Energy Type

| Energy Type | Use | Units | Meter Cost | Special Charges | Total Cost | Avg Unit Cost | % of Total Cost |
|--|-----|---------|-----------------|-----------------|-----------------|---------------|-----------------|
| Site: LOGAN ELEMENTARY - LOGAN ELEMENTARY | | | | | | | |
| Electricity | | 280 KWH | \$63.61 | \$0.00 | \$63.61 | 0.2272 | 17.40% |
| Water | | 7 CCF | \$78.65 | \$0.00 | \$78.65 | 11.2357 | 21.52% |
| Sewer | | 113 CCF | \$223.26 | \$0.00 | \$223.26 | 1.9758 | 61.08% |
| Total Cost: | | | \$365.52 | \$0.00 | \$365.52 | | |

For LOGAN ELEMENTARY



Filters: Cost Center Name Not Equal To DoNotReport; Billing Period Equal To 201411All Meter CodesAll Group Names

elpaso

Energy CAP

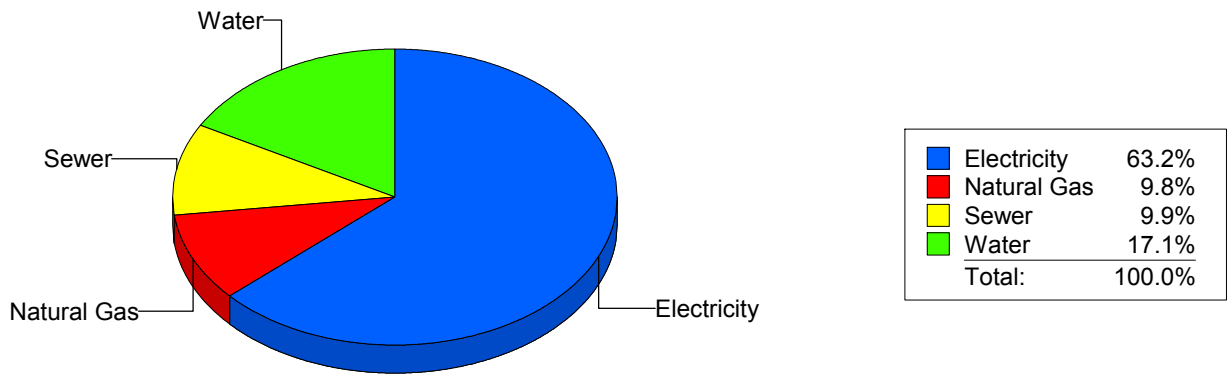
Cost Avoidance Program

Cost Summary Graph

Grouped by Energy Type

| Energy Type | Use | Units | Meter Cost | Special Charges | Total Cost | Avg Unit Cost | % of Total Cost |
|----------------------------|--------|-------|--------------------|-----------------|--------------------|---------------|-----------------|
| Site: LUNDY - LUNDY | | | | | | | |
| Electricity | 74,800 | KWH | \$7,133.03 | \$0.00 | \$7,133.03 | 0.0954 | 63.23% |
| Natural Gas | 1,621 | CCF | \$1,109.02 | \$0.00 | \$1,109.02 | 0.6842 | 9.83% |
| Water | 607 | CCF | \$1,926.78 | \$0.00 | \$1,926.78 | 3.1743 | 17.08% |
| Sewer | 640 | CCF | \$1,112.43 | \$0.00 | \$1,112.43 | 1.7382 | 9.86% |
| Total Cost: | | | \$11,281.26 | \$0.00 | \$11,281.26 | | |

For LUNDY



Filters: Cost Center Name Not Equal To DoNotReport; Billing Period Equal To 201411All Meter CodesAll Group Names

elpaso

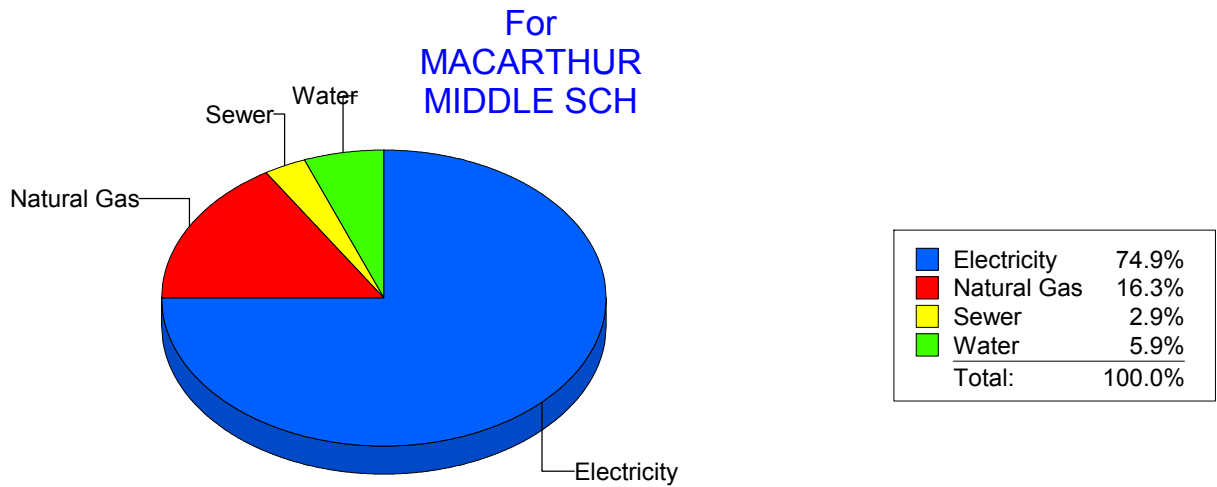
Energy CAP

Cost Avoidance Program

Cost Summary Graph

Grouped by Energy Type

| Energy Type | Use | Units | Meter Cost | Special Charges | Total Cost | Avg Unit Cost | % of Total Cost |
|--|--------|-------|--------------------|-----------------|--------------------|---------------|-----------------|
| Site: MACARTHUR MIDDLE SCH - MACARTHUR MIDDLE SCH | | | | | | | |
| Electricity | 77,360 | KWH | \$8,671.38 | \$0.00 | \$8,671.38 | 0.1121 | 74.87% |
| Natural Gas | 3,063 | CCF | \$1,887.66 | \$0.00 | \$1,887.66 | 0.6163 | 16.30% |
| Water | 252 | CCF | \$687.40 | \$0.00 | \$687.40 | 2.7278 | 5.94% |
| Sewer | 135 | CCF | \$335.13 | \$0.00 | \$335.13 | 2.4824 | 2.89% |
| Total Cost: | | | \$11,581.57 | \$0.00 | \$11,581.57 | | |



Filters: Cost Center Name Not Equal To DoNotReport; Billing Period Equal To 201411All Meter CodesAll Group Names

elpaso

Energy CAP

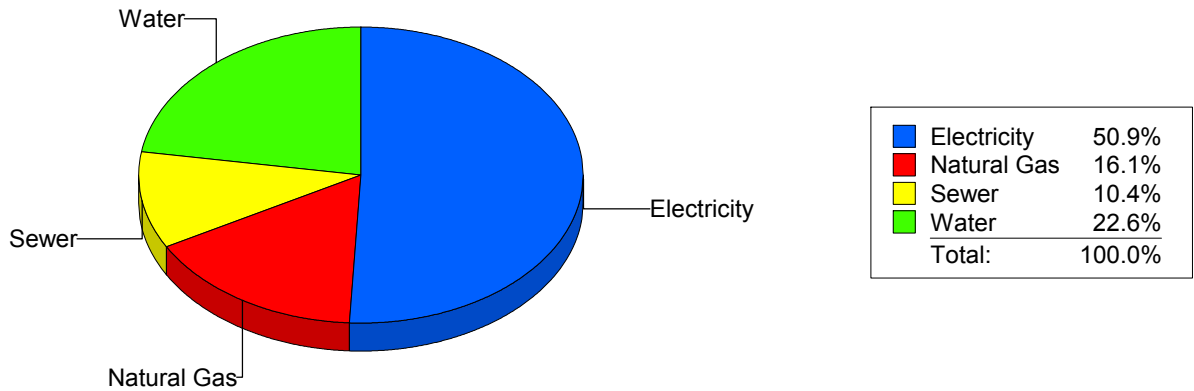
Cost Avoidance Program

Cost Summary Graph

Grouped by Energy Type

| Energy Type | Use | Units | Meter Cost | Special Charges | Total Cost | Avg Unit Cost | % of Total Cost |
|--|--------|-------|-------------------|-----------------|-------------------|---------------|-----------------|
| Site: MAGOFFIN MIDDLE SCHO - MAGOFFIN MIDDLE SCHO | | | | | | | |
| Electricity | 17,629 | KWH | \$2,188.00 | \$0.00 | \$2,188.00 | 0.1241 | 50.90% |
| Natural Gas | 1,040 | CCF | \$693.52 | \$0.00 | \$693.52 | 0.6668 | 16.13% |
| Water | 289 | CCF | \$971.04 | \$0.00 | \$971.04 | 3.3600 | 22.59% |
| Sewer | 157 | CCF | \$445.89 | \$0.00 | \$445.89 | 2.8401 | 10.37% |
| Total Cost: | | | \$4,298.45 | \$0.00 | \$4,298.45 | | |

For MAGOFFIN MIDDLE SCHO



Filters: Cost Center Name Not Equal To DoNotReport; Billing Period Equal To 201411All Meter CodesAll Group Names

elpaso

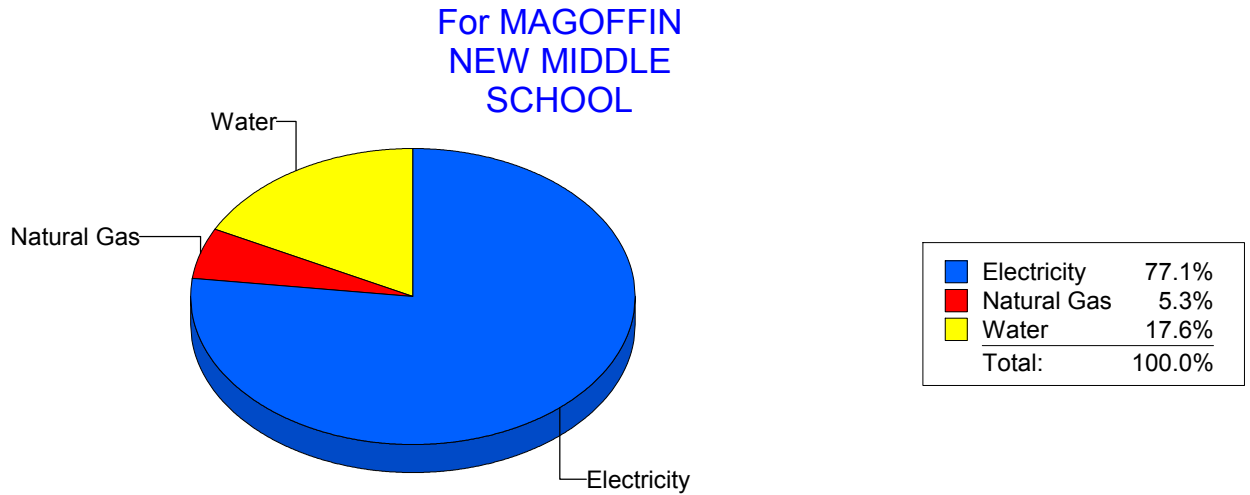
Energy CAP

Cost Avoidance Program

Cost Summary Graph

Grouped by Energy Type

| Energy Type | Use | Units | Meter Cost | Special Charges | Total Cost | Avg Unit Cost | % of Total Cost |
|--|--------|-------|--------------------|-----------------|--------------------|---------------|-----------------|
| Site: MAGOFFINMIDDLESCHOOLN047 - MAGOFFIN NEW MIDDLE SCHOOL | | | | | | | |
| Electricity | 93,200 | KWH | \$9,299.12 | \$0.00 | \$9,299.12 | 0.0998 | 77.06% |
| Natural Gas | 950 | CCF | \$639.88 | \$0.00 | \$639.88 | 0.6736 | 5.30% |
| Water | 515 | CCF | \$2,128.05 | \$0.00 | \$2,128.05 | 4.1321 | 17.64% |
| Total Cost: | | | \$12,067.05 | \$0.00 | \$12,067.05 | | |



Filters: Cost Center Name Not Equal To DoNotReport; Billing Period Equal To 201411All Meter CodesAll Group Names

elpaso

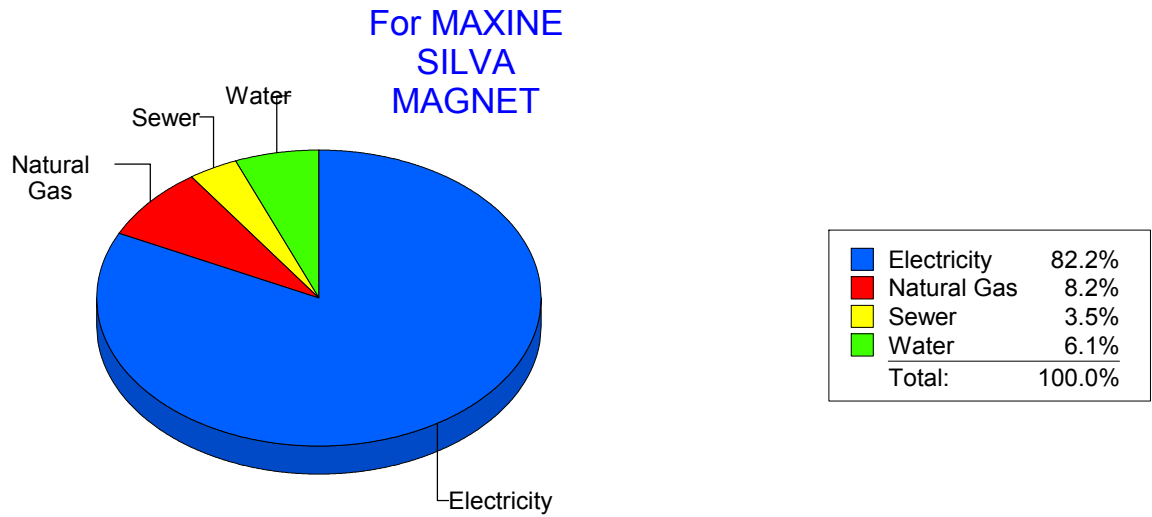
Energy CAP

Cost Avoidance Program

Cost Summary Graph

Grouped by Energy Type

| Energy Type | Use | Units | Meter Cost | Special Charges | Total Cost | Avg Unit Cost | % of Total Cost |
|--|--------|-------|-------------------|-----------------|-------------------|---------------|-----------------|
| Site: MAXINE SILVA MAGNET - MAXINE SILVA MAGNET | | | | | | | |
| Electricity | 57,900 | KWH | \$5,941.76 | \$0.00 | \$5,941.76 | 0.1026 | 82.17% |
| Natural Gas | 870 | CCF | \$592.61 | \$0.00 | \$592.61 | 0.6812 | 8.19% |
| Water | 152 | CCF | \$440.63 | \$0.00 | \$440.63 | 2.8989 | 6.09% |
| Sewer | 78 | CCF | \$256.47 | \$0.00 | \$256.47 | 3.2881 | 3.55% |
| Total Cost: | | | \$7,231.47 | \$0.00 | \$7,231.47 | | |



Filters: Cost Center Name Not Equal To DoNotReport; Billing Period Equal To 201411 All Meter Codes All Group Names

elpaso

Energy CAP

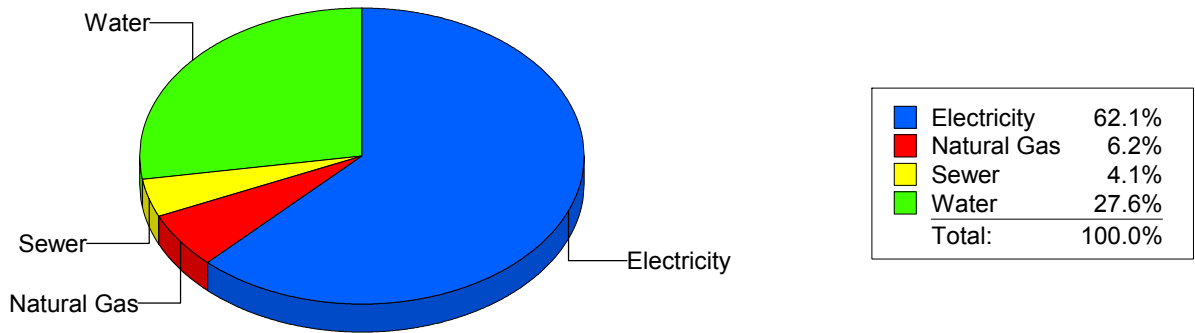
Cost Avoidance Program

Cost Summary Graph

Grouped by Energy Type

| Energy Type | Use | Units | Meter Cost | Special Charges | Total Cost | Avg Unit Cost | % of Total Cost |
|--|--------|-------|--------------------|-----------------|--------------------|---------------|-----------------|
| Site: MESITA ELEMENTARY - MESITA ELEMENTARY | | | | | | | |
| Electricity | 62,280 | KWH | \$6,984.57 | \$0.00 | \$6,984.57 | 0.1121 | 62.11% |
| Natural Gas | 916 | CCF | \$694.73 | \$0.00 | \$694.73 | 0.7584 | 6.18% |
| Water | 775 | CCF | \$3,099.75 | \$0.00 | \$3,099.75 | 3.9997 | 27.56% |
| Sewer | 172 | CCF | \$466.59 | \$0.00 | \$466.59 | 2.7127 | 4.15% |
| Total Cost: | | | \$11,245.64 | \$0.00 | \$11,245.64 | | |

For MESITA ELEMENTARY



Filters: Cost Center Name Not Equal To DoNotReport; Billing Period Equal To 201411All Meter CodesAll Group Names

elpaso

Energy CAP

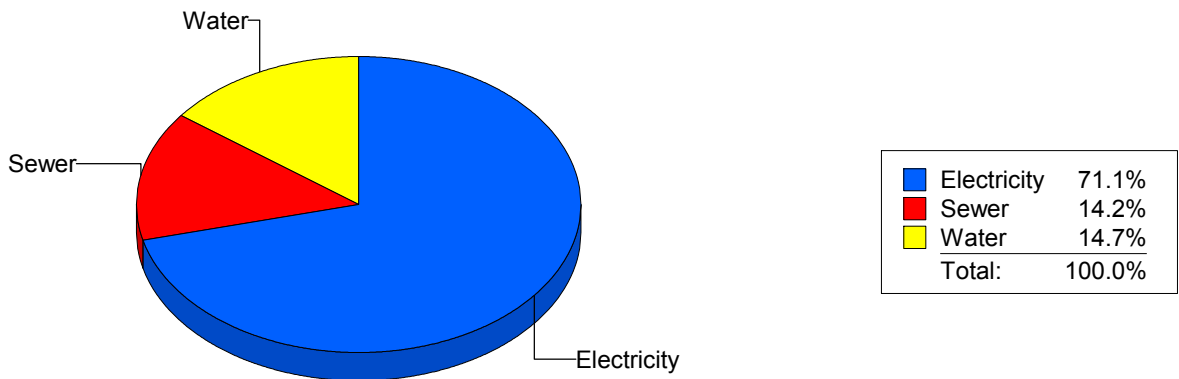
Cost Avoidance Program

Cost Summary Graph

Grouped by Energy Type

| Energy Type | Use | Units | Meter Cost | Special Charges | Total Cost | Avg Unit Cost | % of Total Cost |
|--|--------|-------|-------------------|-----------------|-------------------|---------------|-----------------|
| Site: MILAM ELEMENTARY - MILAM ELEMENTARY | | | | | | | |
| Electricity | 15,480 | KWH | \$1,671.16 | \$0.00 | \$1,671.16 | 0.1080 | 71.09% |
| Water | 135 | CCF | \$345.99 | \$0.00 | \$345.99 | 2.5629 | 14.72% |
| Sewer | 134 | CCF | \$333.75 | \$0.00 | \$333.75 | 2.4907 | 14.20% |
| Total Cost: | | | \$2,350.90 | \$0.00 | \$2,350.90 | | |

For MILAM ELEMENTARY



Filters: Cost Center Name Not Equal To DoNotReport; Billing Period Equal To 201411All Meter CodesAll Group Names

elpaso

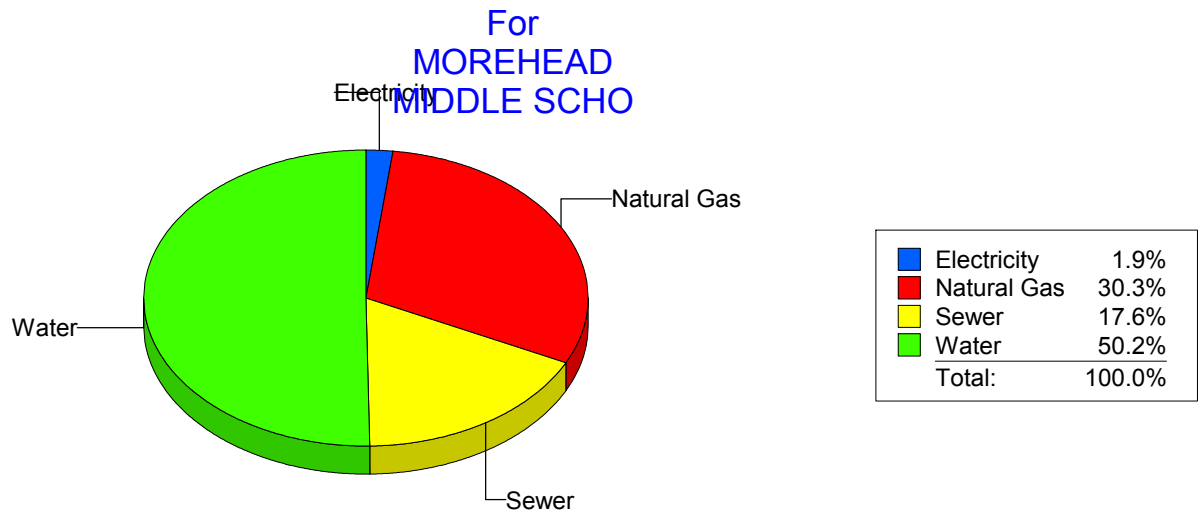
Energy CAP

Cost Avoidance Program

Cost Summary Graph

Grouped by Energy Type

| Energy Type | Use | Units | Meter Cost | Special Charges | Total Cost | Avg Unit Cost | % of Total Cost |
|--|--------|-------|-------------------|-----------------|-------------------|---------------|-----------------|
| Site: MOREHEAD MIDDLE SCHO - MOREHEAD MIDDLE SCHO | | | | | | | |
| Electricity | 91,763 | KWH | \$67.68 | \$0.00 | \$67.68 | 0.0007 | 1.87% |
| Natural Gas | 1,720 | CCF | \$1,094.82 | \$0.00 | \$1,094.82 | 0.6365 | 30.27% |
| Water | 1,208 | CCF | \$1,816.49 | \$0.00 | \$1,816.49 | 1.5037 | 50.23% |
| Sewer | 296 | CCF | \$637.71 | \$0.00 | \$637.71 | 2.1544 | 17.63% |
| Total Cost: | | | \$3,616.70 | \$0.00 | \$3,616.70 | | |



Filters: Cost Center Name Not Equal To DoNotReport; Billing Period Equal To 201411All Meter CodesAll Group Names

el paso

Energy CAP

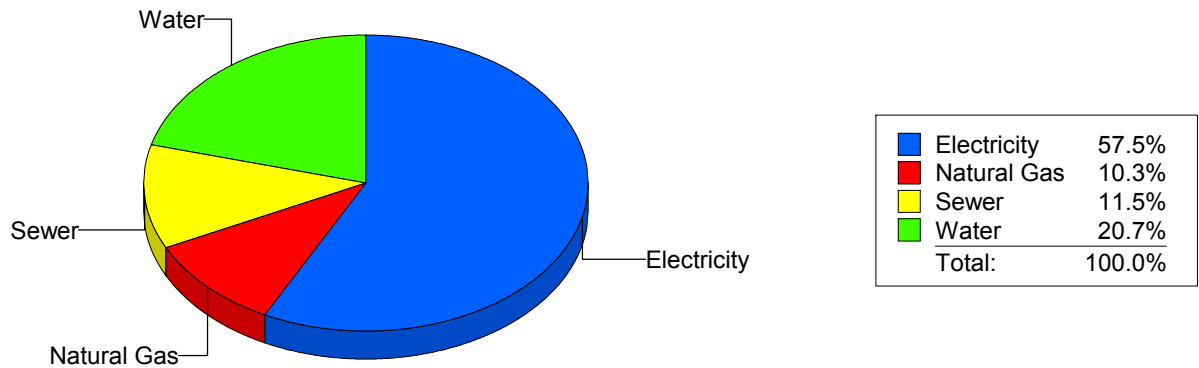
Cost Avoidance Program

Cost Summary Graph

Grouped by Energy Type

| Energy Type | Use | Units | Meter Cost | Special Charges | Total Cost | Avg Unit Cost | % of Total Cost |
|--|--------|-------|-------------------|-----------------|-------------------|---------------|-----------------|
| Site: NEWMAN ELEMENTARY - NEWMAN ELEMENTARY | | | | | | | |
| Electricity | 23,417 | KWH | \$3,077.44 | \$0.00 | \$3,077.44 | 0.1314 | 57.50% |
| Natural Gas | 530 | CCF | \$550.12 | \$0.00 | \$550.12 | 1.0380 | 10.28% |
| Water | 563 | CCF | \$1,108.41 | \$0.00 | \$1,108.41 | 1.9688 | 20.71% |
| Sewer | 359 | CCF | \$616.25 | \$0.00 | \$616.25 | 1.7166 | 11.51% |
| Total Cost: | | | \$5,352.22 | \$0.00 | \$5,352.22 | | |

For NEWMAN ELEMENTARY



Filters: Cost Center Name Not Equal To DoNotReport; Billing Period Equal To 201411All Meter CodesAll Group Names

el paso

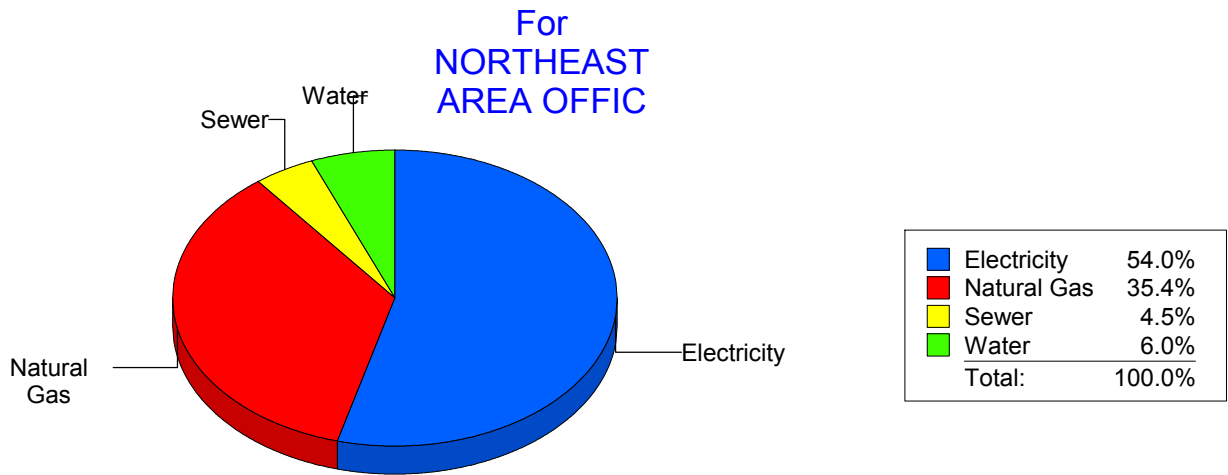
Energy CAP

Cost Avoidance Program

Cost Summary Graph

Grouped by Energy Type

| Energy Type | Use | Units | Meter Cost | Special Charges | Total Cost | Avg Unit Cost | % of Total Cost |
|--|-------|-------|-------------------|-----------------|-------------------|---------------|-----------------|
| Site: NORTHEAST AREA OFFIC - NORTHEAST AREA OFFIC | | | | | | | |
| Electricity | 3,760 | KWH | \$608.05 | \$0.00 | \$608.05 | 0.1617 | 54.05% |
| Natural Gas | 160 | CCF | \$398.73 | \$0.00 | \$398.73 | 2.4921 | 35.44% |
| Water | 11 | CCF | \$67.68 | \$0.00 | \$67.68 | 6.1527 | 6.02% |
| Sewer | 5 | CCF | \$50.62 | \$0.00 | \$50.62 | 10.1240 | 4.50% |
| Total Cost: | | | \$1,125.08 | \$0.00 | \$1,125.08 | | |



Filters: Cost Center Name Not Equal To DoNotReport; Billing Period Equal To 201411All Meter CodesAll Group Names

el paso


Energy CAP

Cost Avoidance Program

Cost Summary Graph

Grouped by Energy Type

| Energy Type | Use | Units | Meter Cost | Special Charges | Total Cost | Avg Unit Cost | % of Total Cost |
|--|-------|-------|-------------------|-----------------|-------------------|---------------|-----------------|
| Site: NORTHEAST AREA TRANS - NORTHEAST AREA TRANS | | | | | | | |
| Electricity | 5,654 | KWH | \$545.44 | \$0.00 | \$545.44 | 0.0965 | 39.11% |
| Natural Gas | 145 | CCF | \$236.72 | \$0.00 | \$236.72 | 1.6326 | 16.97% |
| Water | 70 | CCF | \$318.45 | \$0.00 | \$318.45 | 4.5493 | 22.83% |
| Sewer | 47 | CCF | \$294.09 | \$0.00 | \$294.09 | 6.2572 | 21.09% |
| Total Cost: | | | \$1,394.70 | \$0.00 | \$1,394.70 | | |



Filters: Cost Center Name Not Equal To DoNotReport; Billing Period Equal To 201411All Meter CodesAll Group Names

el paso

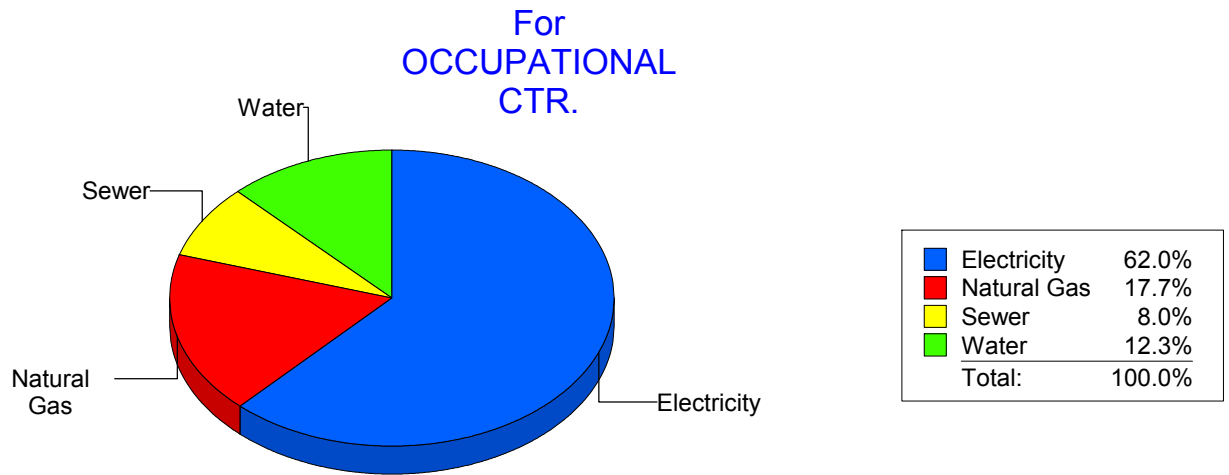
Energy CAP

Cost Avoidance Program

Cost Summary Graph

Grouped by Energy Type

| Energy Type | Use | Units | Meter Cost | Special Charges | Total Cost | Avg Unit Cost | % of Total Cost |
|---|-------|-------|-----------------|-----------------|-----------------|---------------|-----------------|
| Site: OCCUPATIONAL CTR. - OCCUPATIONAL CTR. | | | | | | | |
| Electricity | 3,700 | KWH | \$502.26 | \$0.00 | \$502.26 | 0.1357 | 62.04% |
| Natural Gas | 123 | CCF | \$143.15 | \$0.00 | \$143.15 | 1.1638 | 17.68% |
| Water | 9 | CCF | \$99.64 | \$0.00 | \$99.64 | 11.0711 | 12.31% |
| Sewer | 8 | CCF | \$64.55 | \$0.00 | \$64.55 | 8.0688 | 7.97% |
| Total Cost: | | | \$809.60 | \$0.00 | \$809.60 | | |



Filters: Cost Center Name Not Equal To DoNotReport; Billing Period Equal To 201411 All Meter Codes All Group Names

elpaso

Energy CAP

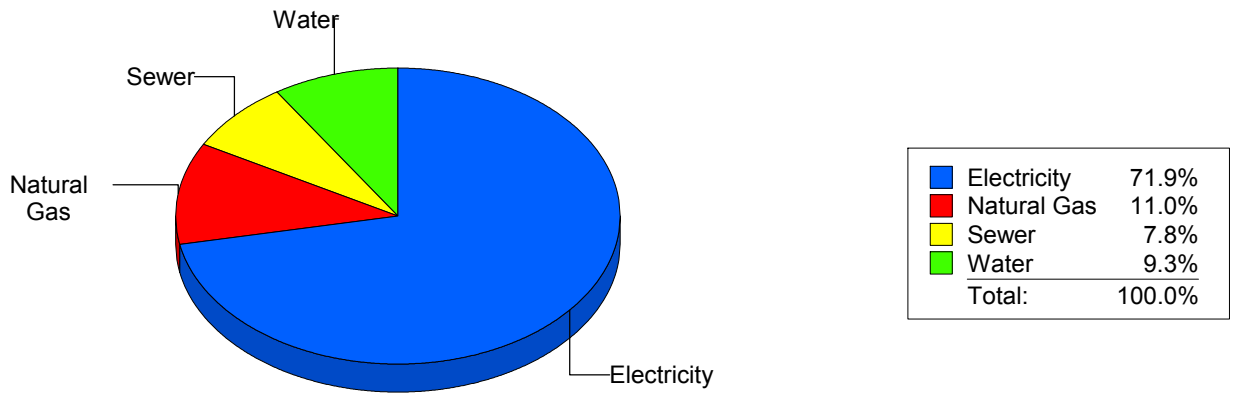
Cost Avoidance Program

Cost Summary Graph

Grouped by Energy Type

| Energy Type | Use | Units | Meter Cost | Special Charges | Total Cost | Avg Unit Cost | % of Total Cost |
|--|--------|-------|-------------------|-----------------|-------------------|---------------|-----------------|
| Site: PARK ELEMENTARY - PARK ELEMENTARY | | | | | | | |
| Electricity | 27,050 | KWH | \$3,573.87 | \$0.00 | \$3,573.87 | 0.1321 | 71.92% |
| Natural Gas | 663 | CCF | \$548.16 | \$0.00 | \$548.16 | 0.8268 | 11.03% |
| Water | 179 | CCF | \$460.46 | \$0.00 | \$460.46 | 2.5724 | 9.27% |
| Sewer | 144 | CCF | \$386.87 | \$0.00 | \$386.87 | 2.6866 | 7.79% |
| Total Cost: | | | \$4,969.36 | \$0.00 | \$4,969.36 | | |

For PARK ELEMENTARY



Filters: Cost Center Name Not Equal To DoNotReport; Billing Period Equal To 201411 All Meter Codes All Group Names

elpaso

Energy CAP

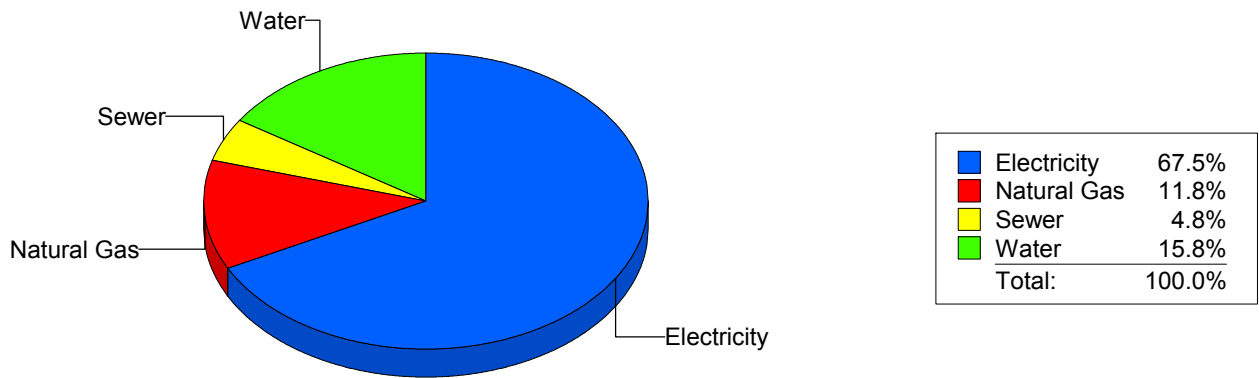
Cost Avoidance Program

Cost Summary Graph

Grouped by Energy Type

| Energy Type | Use | Units | Meter Cost | Special Charges | Total Cost | Avg Unit Cost | % of Total Cost |
|--|--------|-------|-------------------|-----------------|-------------------|---------------|-----------------|
| Site: PAUL MORENO - PAUL MORENO | | | | | | | |
| Electricity | 44,100 | KWH | \$5,063.53 | \$0.00 | \$5,063.53 | 0.1148 | 67.52% |
| Natural Gas | 1,234 | CCF | \$887.34 | \$0.00 | \$887.34 | 0.7191 | 11.83% |
| Water | 300 | CCF | \$1,188.44 | \$0.00 | \$1,188.44 | 3.9615 | 15.85% |
| Sewer | 114 | CCF | \$359.66 | \$0.00 | \$359.66 | 3.1549 | 4.80% |
| Total Cost: | | | \$7,498.97 | \$0.00 | \$7,498.97 | | |

For PAUL MORENO



Filters: Cost Center Name Not Equal To DoNotReport; Billing Period Equal To 201411All Meter CodesAll Group Names

elpaso

Energy CAP

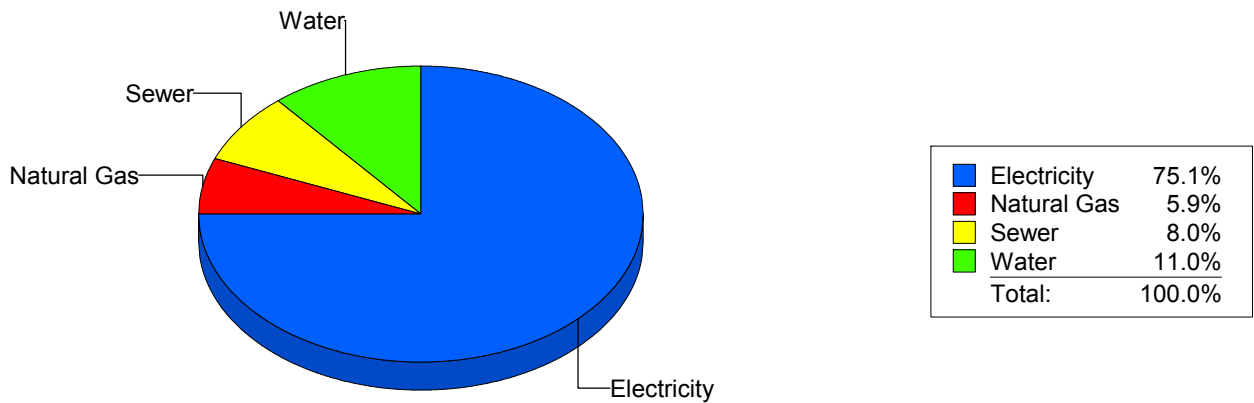
Cost Avoidance Program

Cost Summary Graph

Grouped by Energy Type

| Energy Type | Use | Units | Meter Cost | Special Charges | Total Cost | Avg Unit Cost | % of Total Cost |
|--|--------|-------|-------------------|-----------------|-------------------|---------------|-----------------|
| Site: POLK ELEMENTARY - POLK ELEMENTARY | | | | | | | |
| Electricity | 30,300 | KWH | \$3,702.68 | \$0.00 | \$3,702.68 | 0.1222 | 75.07% |
| Natural Gas | 244 | CCF | \$292.55 | \$0.00 | \$292.55 | 1.1990 | 5.93% |
| Water | 262 | CCF | \$544.11 | \$0.00 | \$544.11 | 2.0768 | 11.03% |
| Sewer | 177 | CCF | \$393.09 | \$0.00 | \$393.09 | 2.2208 | 7.97% |
| Total Cost: | | | \$4,932.43 | \$0.00 | \$4,932.43 | | |

For POLK ELEMENTARY



Filters: Cost Center Name Not Equal To DoNotReport; Billing Period Equal To 201411All Meter CodesAll Group Names

elpaso

Energy CAP

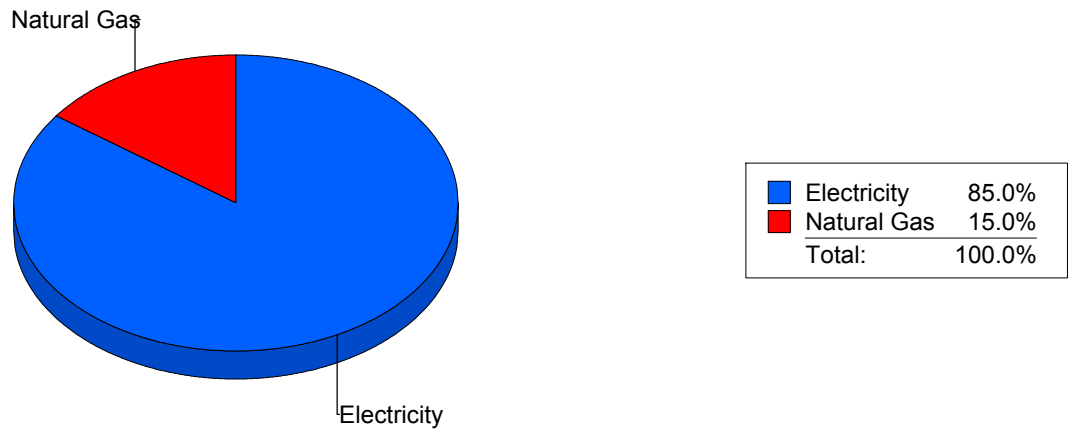
Cost Avoidance Program

Cost Summary Graph

Grouped by Energy Type

| Energy Type | Use | Units | Meter Cost | Special Charges | Total Cost | Avg Unit Cost | % of Total Cost |
|------------------------------|--------|-------|-------------------|-----------------|-------------------|---------------|-----------------|
| Site: POWELL - POWELL | | | | | | | |
| Electricity | 50,160 | KWH | \$4,958.07 | \$0.00 | \$4,958.07 | 0.0988 | 84.98% |
| Natural Gas | 1,350 | CCF | \$876.22 | \$0.00 | \$876.22 | 0.6491 | 15.02% |
| Total Cost: | | | \$5,834.29 | \$0.00 | \$5,834.29 | | |

For POWELL



Filters: Cost Center Name Not Equal To DoNotReport; Billing Period Equal To 201411All Meter CodesAll Group Names

elpaso

Energy CAP

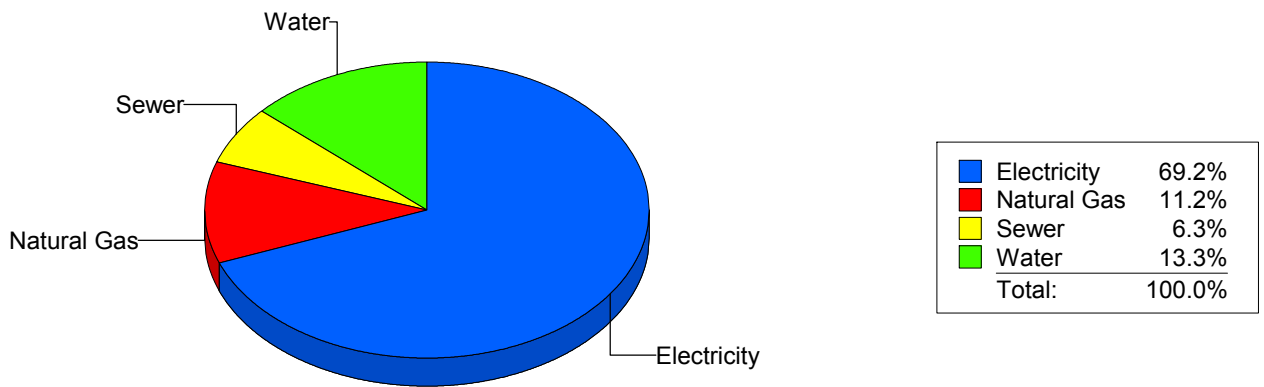
Cost Avoidance Program

Cost Summary Graph

Grouped by Energy Type

| Energy Type | Use | Units | Meter Cost | Special Charges | Total Cost | Avg Unit Cost | % of Total Cost |
|--|--------|-------|-------------------|-----------------|-------------------|---------------|-----------------|
| Site: PUTNAM ELEMENTARY - PUTNAM ELEMENTARY | | | | | | | |
| Electricity | 29,458 | KWH | \$3,511.83 | \$0.00 | \$3,511.83 | 0.1192 | 69.24% |
| Natural Gas | 894 | CCF | \$566.89 | \$0.00 | \$566.89 | 0.6341 | 11.18% |
| Water | 308 | CCF | \$673.23 | \$0.00 | \$673.23 | 2.1858 | 13.27% |
| Sewer | 175 | CCF | \$320.15 | \$0.00 | \$320.15 | 1.8294 | 6.31% |
| Total Cost: | | | \$5,072.10 | \$0.00 | \$5,072.10 | | |

For PUTNAM ELEMENTARY



Filters: Cost Center Name Not Equal To DoNotReport; Billing Period Equal To 201411All Meter CodesAll Group Names

el paso

Energy CAP

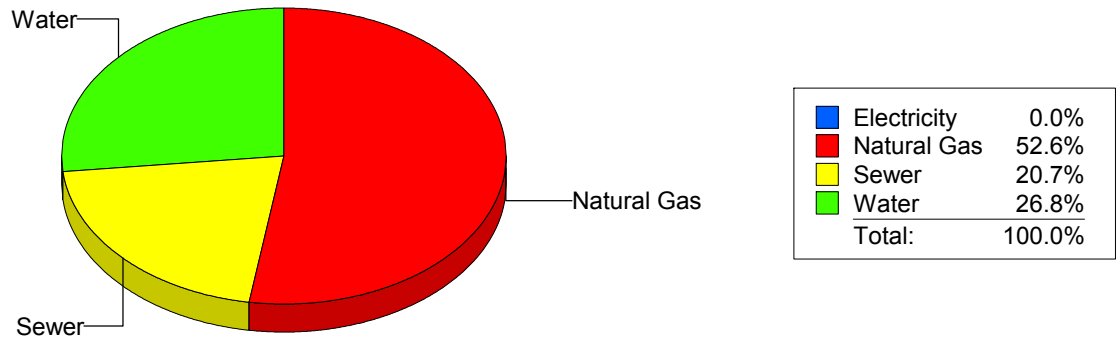
Cost Avoidance Program

Cost Summary Graph

Grouped by Energy Type

| Energy Type | Use | Units | Meter Cost | Special Charges | Total Cost | Avg Unit Cost | % of Total Cost |
|--|-------|-------|-------------------|-----------------|-------------------|---------------|-----------------|
| Site: RAYMOND TELLES ACADE - RAYMOND TELLES ACADE | | | | | | | |
| Electricity | 4,300 | KWH | \$0.00 | \$0.00 | \$0.00 | 0.0000 | 0.00% |
| Natural Gas | 841 | CCF | \$575.45 | \$0.00 | \$575.45 | 0.6842 | 52.57% |
| Water | 86 | CCF | \$293.15 | \$0.00 | \$293.15 | 3.4087 | 26.78% |
| Sewer | 56 | CCF | \$226.11 | \$0.00 | \$226.11 | 4.0377 | 20.65% |
| Total Cost: | | | \$1,094.71 | \$0.00 | \$1,094.71 | | |

For RAYMOND
TELLES
ACADE



Filters: Cost Center Name Not Equal To DoNotReport; Billing Period Equal To 201411All Meter CodesAll Group Names

elpaso

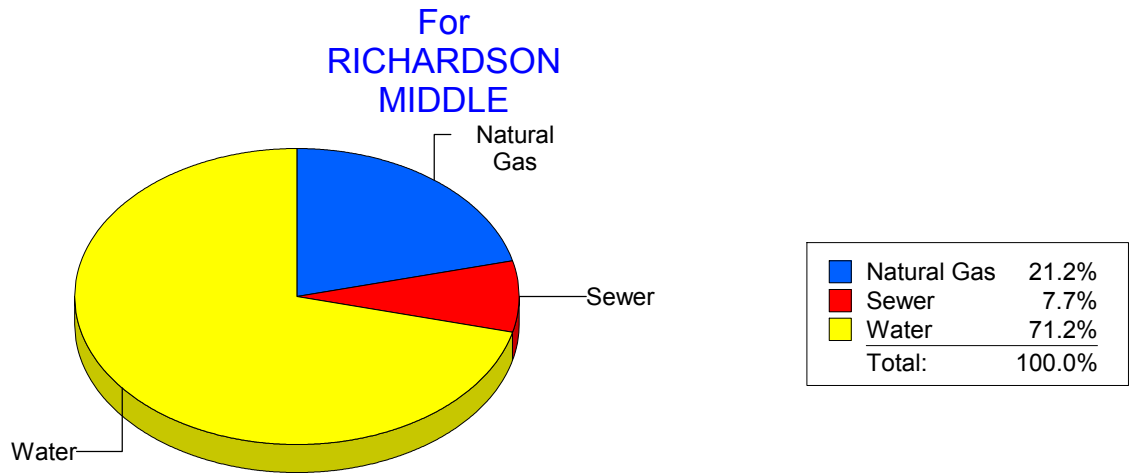
Energy CAP

Cost Avoidance Program

Cost Summary Graph

Grouped by Energy Type

| Energy Type | Use | Units | Meter Cost | Special Charges | Total Cost | Avg Unit Cost | % of Total Cost |
|--|-------|-------|-------------------|-----------------|-------------------|---------------|-----------------|
| Site: RICHARDSON MIDDLE - RICHARDSON MIDDLE | | | | | | | |
| Natural Gas | 1,598 | CCF | \$1,022.74 | \$0.00 | \$1,022.74 | 0.6400 | 21.16% |
| Water | 719 | CCF | \$3,439.31 | \$0.00 | \$3,439.31 | 4.7835 | 71.16% |
| Sewer | 161 | CCF | \$371.01 | \$0.00 | \$371.01 | 2.3044 | 7.68% |
| Total Cost: | | | \$4,833.06 | \$0.00 | \$4,833.06 | | |



Filters: Cost Center Name Not Equal To DoNotReport; Billing Period Equal To 201411All Meter CodesAll Group Names

elpaso

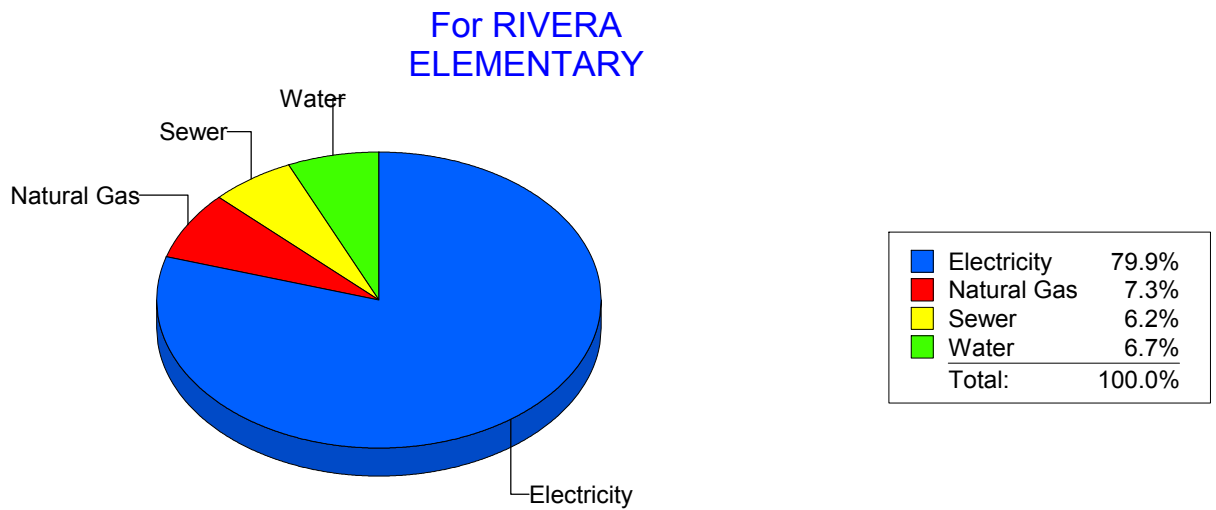
Energy CAP

Cost Avoidance Program

Cost Summary Graph

Grouped by Energy Type

| Energy Type | Use | Units | Meter Cost | Special Charges | Total Cost | Avg Unit Cost | % of Total Cost |
|--|--------|-------|-------------------|-----------------|-------------------|---------------|-----------------|
| Site: RIVERA ELEMENTARY - RIVERA ELEMENTARY | | | | | | | |
| Electricity | 47,160 | KWH | \$5,123.78 | \$0.00 | \$5,123.78 | 0.1086 | 79.85% |
| Natural Gas | 661 | CCF | \$469.13 | \$0.00 | \$469.13 | 0.7097 | 7.31% |
| Water | 144 | CCF | \$427.76 | \$0.00 | \$427.76 | 2.9706 | 6.67% |
| Sewer | 179 | CCF | \$395.85 | \$0.00 | \$395.85 | 2.2115 | 6.17% |
| Total Cost: | | | \$6,416.52 | \$0.00 | \$6,416.52 | | |



Filters: Cost Center Name Not Equal To DoNotReport; Billing Period Equal To 201411All Meter CodesAll Group Names

elpaso

Energy CAP

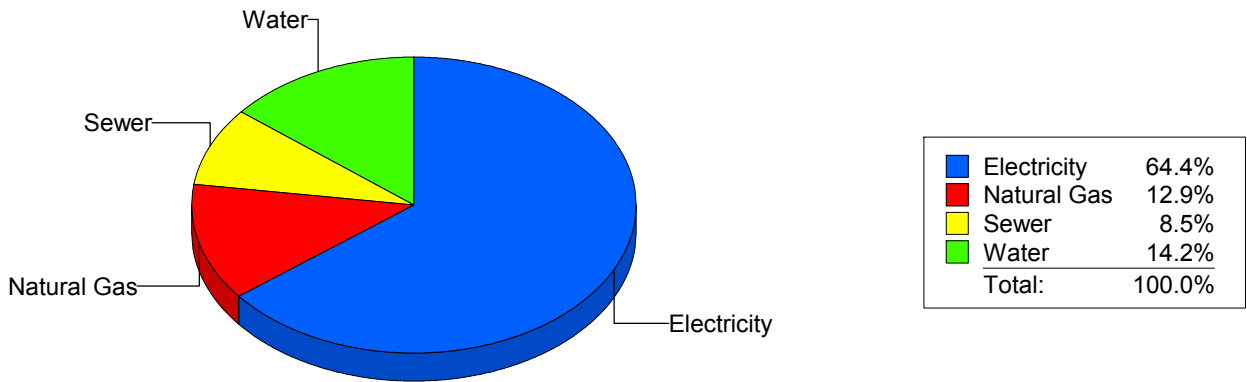
Cost Avoidance Program

Cost Summary Graph

Grouped by Energy Type

| Energy Type | Use | Units | Meter Cost | Special Charges | Total Cost | Avg Unit Cost | % of Total Cost |
|--|--------|-------|-------------------|-----------------|-------------------|---------------|-----------------|
| Site: ROBERTS ELEMENTARY - ROBERTS ELEMENTARY | | | | | | | |
| Electricity | 42,302 | KWH | \$4,213.92 | \$0.00 | \$4,213.92 | 0.0996 | 64.42% |
| Natural Gas | 661 | CCF | \$842.30 | \$0.00 | \$842.30 | 1.2743 | 12.88% |
| Water | 452 | CCF | \$929.37 | \$0.00 | \$929.37 | 2.0561 | 14.21% |
| Sewer | 287 | CCF | \$555.82 | \$0.00 | \$555.82 | 1.9367 | 8.50% |
| Total Cost: | | | \$6,541.41 | \$0.00 | \$6,541.41 | | |

For ROBERTS ELEMENTARY



Filters: Cost Center Name Not Equal To DoNotReport; Billing Period Equal To 201411All Meter CodesAll Group Names

elpaso

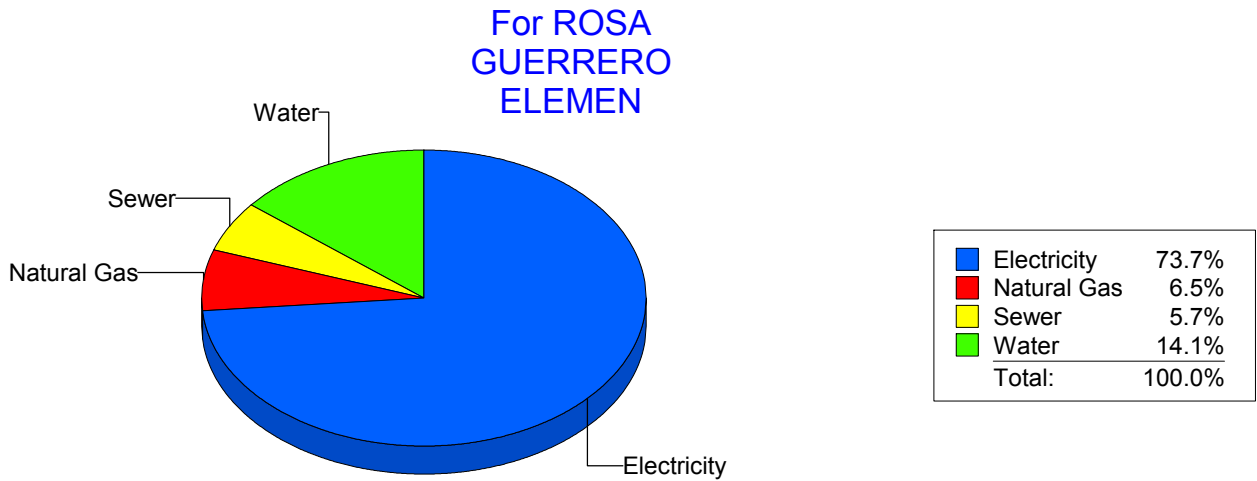
Energy CAP

Cost Avoidance Program

Cost Summary Graph

Grouped by Energy Type

| Energy Type | Use | Units | Meter Cost | Special Charges | Total Cost | Avg Unit Cost | % of Total Cost |
|--|--------|-------|-------------------|-----------------|-------------------|---------------|-----------------|
| Site: ROSA GUERRERO ELEMEN - ROSA GUERRERO ELEMEN | | | | | | | |
| Electricity | 39,340 | KWH | \$5,475.47 | \$0.00 | \$5,475.47 | 0.1392 | 73.73% |
| Natural Gas | 549 | CCF | \$483.00 | \$0.00 | \$483.00 | 0.8798 | 6.50% |
| Water | 426 | CCF | \$1,047.26 | \$0.00 | \$1,047.26 | 2.4584 | 14.10% |
| Sewer | 148 | CCF | \$420.39 | \$0.00 | \$420.39 | 2.8405 | 5.66% |
| Total Cost: | | | \$7,426.12 | \$0.00 | \$7,426.12 | | |



Filters: Cost Center Name Not Equal To DoNotReport; Billing Period Equal To 201411All Meter CodesAll Group Names

el Paso

Energy CAP

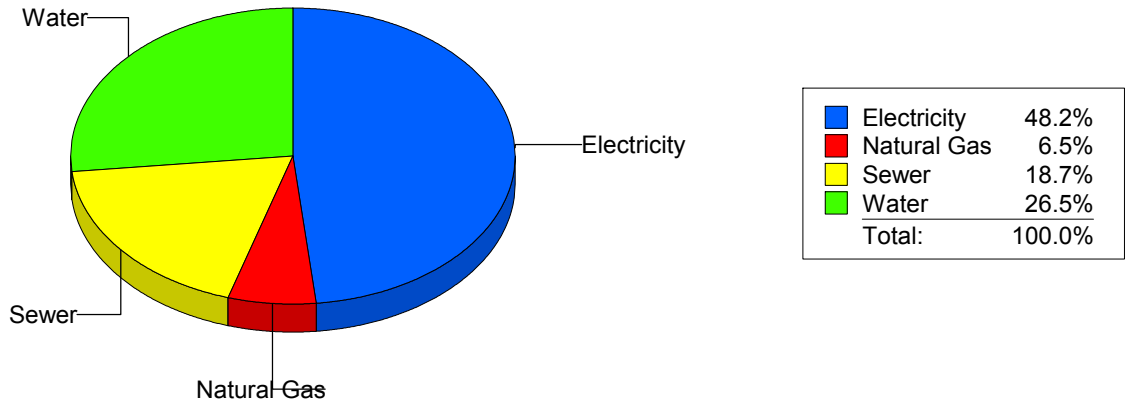
Cost Avoidance Program

Cost Summary Graph

Grouped by Energy Type

| Energy Type | Use | Units | Meter Cost | Special Charges | Total Cost | Avg Unit Cost | % of Total Cost |
|--|--------|-------|--------------------|-----------------|--------------------|---------------|-----------------|
| Site: ROSS MIDDLE SCHOOL - ROSS MIDDLE SCHOOL | | | | | | | |
| Electricity | 48,399 | KWH | \$6,017.45 | \$0.00 | \$6,017.45 | 0.1243 | 48.20% |
| Natural Gas | 1,248 | CCF | \$815.92 | \$0.00 | \$815.92 | 0.6538 | 6.54% |
| Water | 2,037 | CCF | \$3,313.11 | \$0.00 | \$3,313.11 | 1.6265 | 26.54% |
| Sewer | 1,586 | CCF | \$2,337.51 | \$0.00 | \$2,337.51 | 1.4738 | 18.72% |
| Total Cost: | | | \$12,483.99 | \$0.00 | \$12,483.99 | | |

For ROSS
MIDDLE
SCHOOL



Filters: Cost Center Name Not Equal To DoNotReport; Billing Period Equal To 201411All Meter CodesAll Group Names

elpaso

Energy CAP

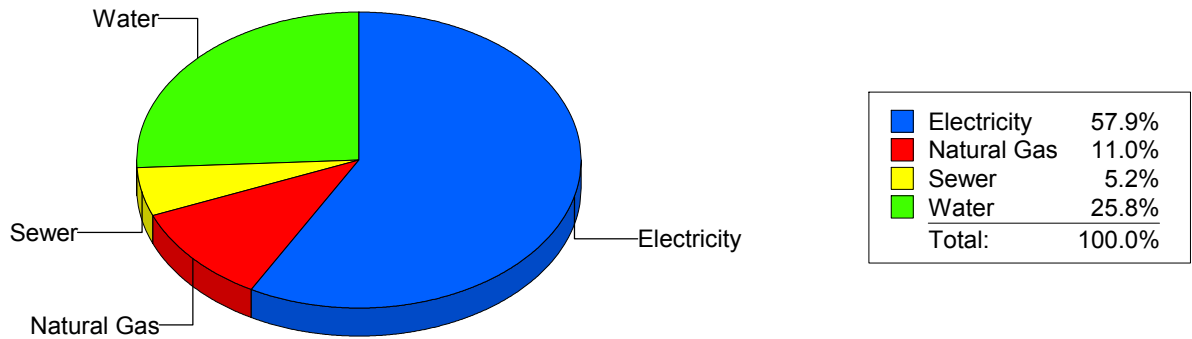
Cost Avoidance Program

Cost Summary Graph

Grouped by Energy Type

| Energy Type | Use | Units | Meter Cost | Special Charges | Total Cost | Avg Unit Cost | % of Total Cost |
|--|--------|-------|-------------------|-----------------|-------------------|---------------|-----------------|
| Site: RUSK ELEMENTARY - RUSK ELEMENTARY | | | | | | | |
| Electricity | 23,368 | KWH | \$2,731.94 | \$0.00 | \$2,731.94 | 0.1169 | 57.93% |
| Natural Gas | 495 | CCF | \$518.86 | \$0.00 | \$518.86 | 1.0482 | 11.00% |
| Water | 309 | CCF | \$1,218.43 | \$0.00 | \$1,218.43 | 3.9431 | 25.84% |
| Sewer | 73 | CCF | \$246.31 | \$0.00 | \$246.31 | 3.3741 | 5.22% |
| Total Cost: | | | \$4,715.54 | \$0.00 | \$4,715.54 | | |

For RUSK ELEMENTARY



Filters: Cost Center Name Not Equal To DoNotReport; Billing Period Equal To 201411All Meter CodesAll Group Names

elpaso

Energy CAP

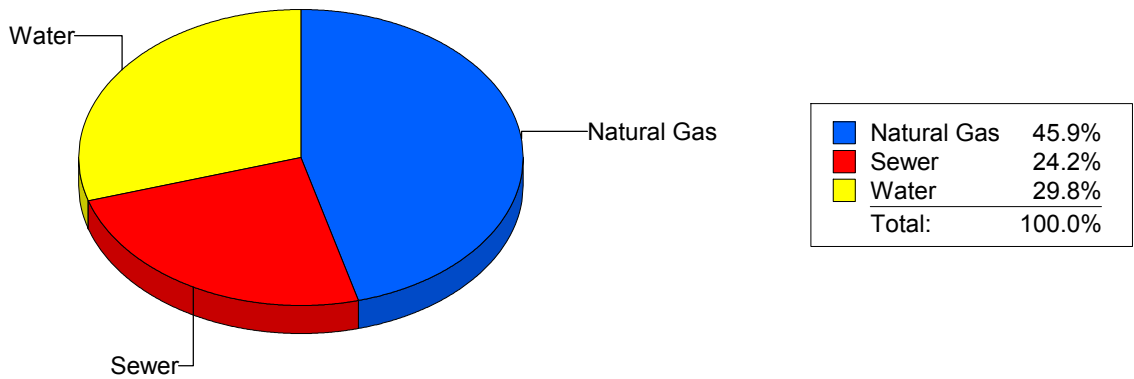
Cost Avoidance Program

Cost Summary Graph

Grouped by Energy Type

| Energy Type | Use | Units | Meter Cost | Special Charges | Total Cost | Avg Unit Cost | % of Total Cost |
|--|-----|---------|-----------------|-----------------|-----------------|---------------|-----------------|
| Site: SAN JACINTO ADULT ED - SAN JACINTO ADULT ED | | | | | | | |
| Natural Gas | | 208 CCF | \$195.63 | \$0.00 | \$195.63 | 0.9405 | 45.94% |
| Water | | 38 CCF | \$127.01 | \$0.00 | \$127.01 | 3.3424 | 29.83% |
| Sewer | | 26 CCF | \$103.20 | \$0.00 | \$103.20 | 3.9692 | 24.23% |
| Total Cost: | | | \$425.84 | \$0.00 | \$425.84 | | |

For SAN JACINTO ADULT ED



Filters: Cost Center Name Not Equal To DoNotReport; Billing Period Equal To 201411All Meter CodesAll Group Names

elpaso

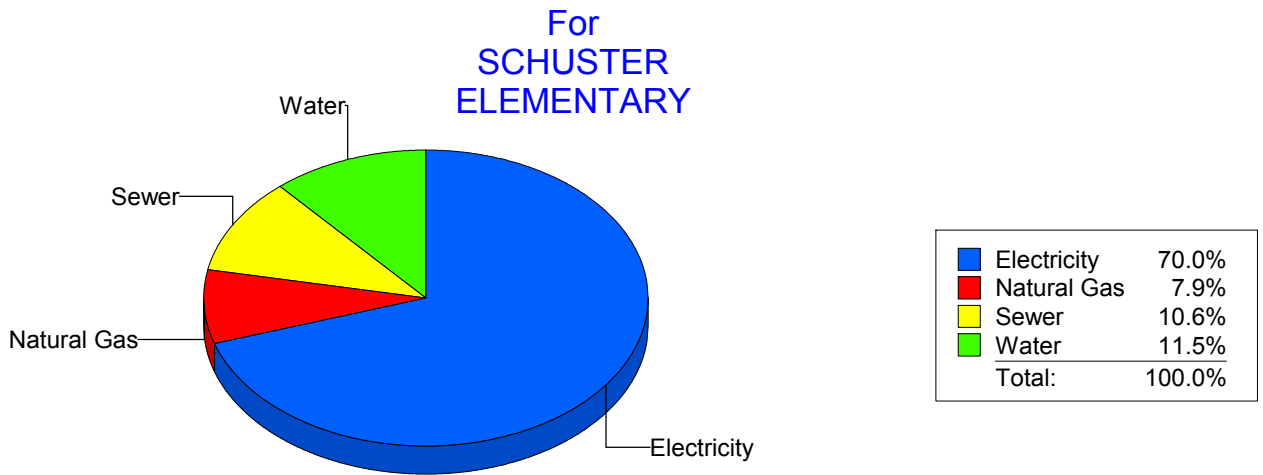
Energy CAP

Cost Avoidance Program

Cost Summary Graph

Grouped by Energy Type

| Energy Type | Use | Units | Meter Cost | Special Charges | Total Cost | Avg Unit Cost | % of Total Cost |
|--|--------|-------|-------------------|-----------------|-------------------|---------------|-----------------|
| Site: SCHUSTER ELEMENTARY - SCHUSTER ELEMENTARY | | | | | | | |
| Electricity | 19,015 | KWH | \$2,180.65 | \$0.00 | \$2,180.65 | 0.1147 | 70.00% |
| Natural Gas | 293 | CCF | \$247.26 | \$0.00 | \$247.26 | 0.8439 | 7.94% |
| Water | 186 | CCF | \$357.89 | \$0.00 | \$357.89 | 1.9241 | 11.49% |
| Sewer | 190 | CCF | \$329.52 | \$0.00 | \$329.52 | 1.7343 | 10.58% |
| Total Cost: | | | \$3,115.32 | \$0.00 | \$3,115.32 | | |



Filters: Cost Center Name Not Equal To DoNotReport; Billing Period Equal To 201411All Meter CodesAll Group Names

elpaso

Energy CAP

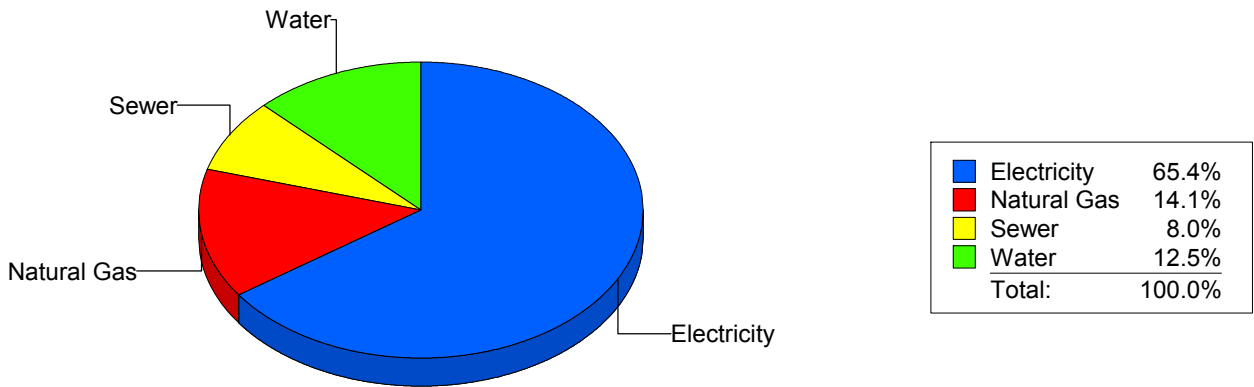
Cost Avoidance Program

Cost Summary Graph

Grouped by Energy Type

| Energy Type | Use | Units | Meter Cost | Special Charges | Total Cost | Avg Unit Cost | % of Total Cost |
|--|--------|-------|-------------------|-----------------|-------------------|---------------|-----------------|
| Site: STANTON ELEMENTARY - STANTON ELEMENTARY | | | | | | | |
| Electricity | 24,511 | KWH | \$3,045.89 | \$0.00 | \$3,045.89 | 0.1243 | 65.40% |
| Natural Gas | 845 | CCF | \$656.03 | \$0.00 | \$656.03 | 0.7764 | 14.09% |
| Water | 284 | CCF | \$580.77 | \$0.00 | \$580.77 | 2.0450 | 12.47% |
| Sewer | 184 | CCF | \$374.75 | \$0.00 | \$374.75 | 2.0367 | 8.05% |
| Total Cost: | | | \$4,657.44 | \$0.00 | \$4,657.44 | | |

For STANTON ELEMENTARY



Filters: Cost Center Name Not Equal To DoNotReport; Billing Period Equal To 201411All Meter CodesAll Group Names

elpaso

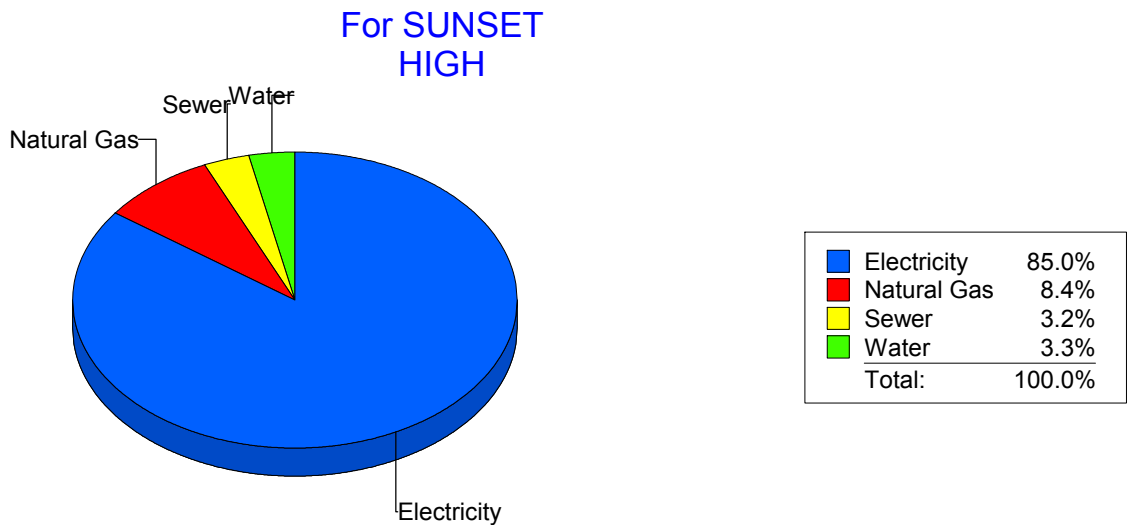
Energy CAP

Cost Avoidance Program

Cost Summary Graph

Grouped by Energy Type

| Energy Type | Use | Units | Meter Cost | Special Charges | Total Cost | Avg Unit Cost | % of Total Cost |
|--|--------|-------|-------------------|-----------------|-------------------|---------------|-----------------|
| Site: SUNSET HIGH - SUNSET HIGH | | | | | | | |
| Electricity | 19,920 | KWH | \$2,274.21 | \$0.00 | \$2,274.21 | 0.1142 | 85.02% |
| Natural Gas | 258 | CCF | \$225.83 | \$0.00 | \$225.83 | 0.8753 | 8.44% |
| Water | 14 | CCF | \$89.57 | \$0.00 | \$89.57 | 6.3979 | 3.35% |
| Sewer | 13 | CCF | \$85.26 | \$0.00 | \$85.26 | 6.5585 | 3.19% |
| Total Cost: | | | \$2,674.87 | \$0.00 | \$2,674.87 | | |



Filters: Cost Center Name Not Equal To DoNotReport; Billing Period Equal To 201411 All Meter Codes All Group Names

elpaso

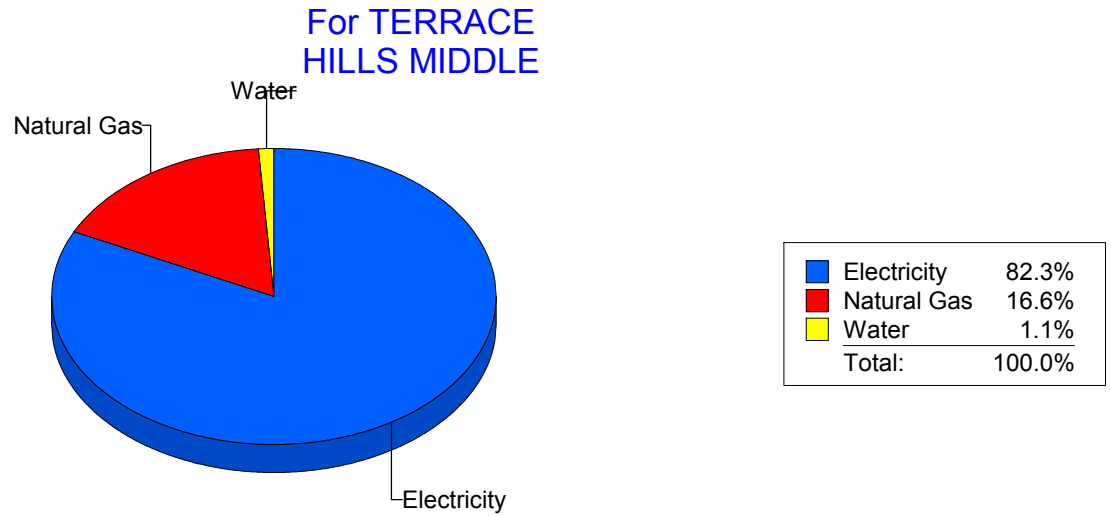
Energy CAP

Cost Avoidance Program

Cost Summary Graph

Grouped by Energy Type

| Energy Type | Use | Units | Meter Cost | Special Charges | Total Cost | Avg Unit Cost | % of Total Cost |
|--|--------|-------|-------------------|-----------------|-------------------|---------------|-----------------|
| Site: TERRACE HILLS MIDDLE - TERRACE HILLS MIDDLE | | | | | | | |
| Electricity | 29,100 | KWH | \$3,044.86 | \$0.00 | \$3,044.86 | 0.1046 | 82.31% |
| Natural Gas | 782 | CCF | \$614.94 | \$0.00 | \$614.94 | 0.7864 | 16.62% |
| Water | 0 | CCF | \$39.32 | \$0.00 | \$39.32 | 0.0000 | 1.06% |
| Total Cost: | | | \$3,699.12 | \$0.00 | \$3,699.12 | | |



Filters: Cost Center Name Not Equal To DoNotReport; Billing Period Equal To 201411All Meter CodesAll Group Names

elpaso

Energy CAP

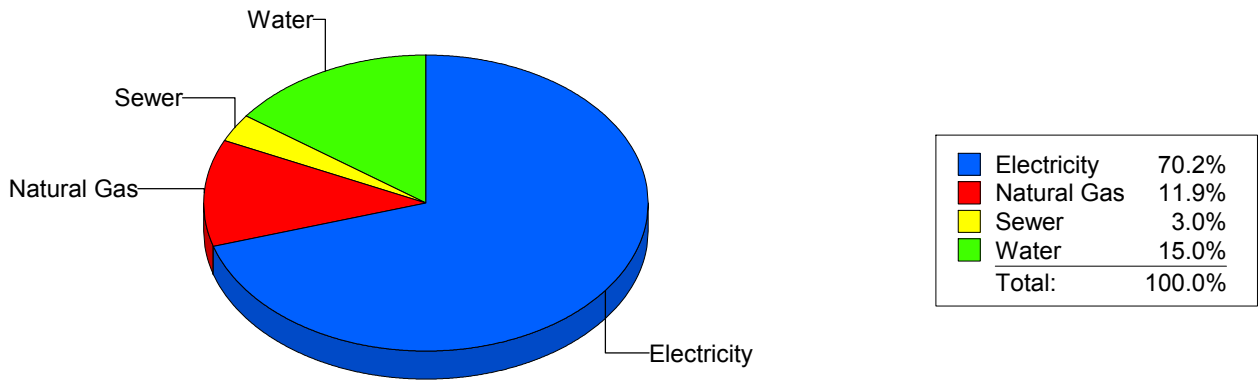
Cost Avoidance Program

Cost Summary Graph

Grouped by Energy Type

| Energy Type | Use | Units | Meter Cost | Special Charges | Total Cost | Avg Unit Cost | % of Total Cost |
|---|--------|-------|-------------------|-----------------|-------------------|---------------|-----------------|
| Site: TIPPIN - TIPPIN ELEMENTARY | | | | | | | |
| Electricity | 60,360 | KWH | \$6,643.66 | \$0.00 | \$6,643.66 | 0.1101 | 70.17% |
| Natural Gas | 1,770 | CCF | \$1,124.65 | \$0.00 | \$1,124.65 | 0.6354 | 11.88% |
| Water | 296 | CCF | \$1,417.40 | \$0.00 | \$1,417.40 | 4.7885 | 14.97% |
| Sewer | 97 | CCF | \$282.69 | \$0.00 | \$282.69 | 2.9143 | 2.99% |
| Total Cost: | | | \$9,468.40 | \$0.00 | \$9,468.40 | | |

For TIPPIN ELEMENTARY



Filters: Cost Center Name Not Equal To DoNotReport; Billing Period Equal To 201411All Meter CodesAll Group Names

elpaso

Energy CAP

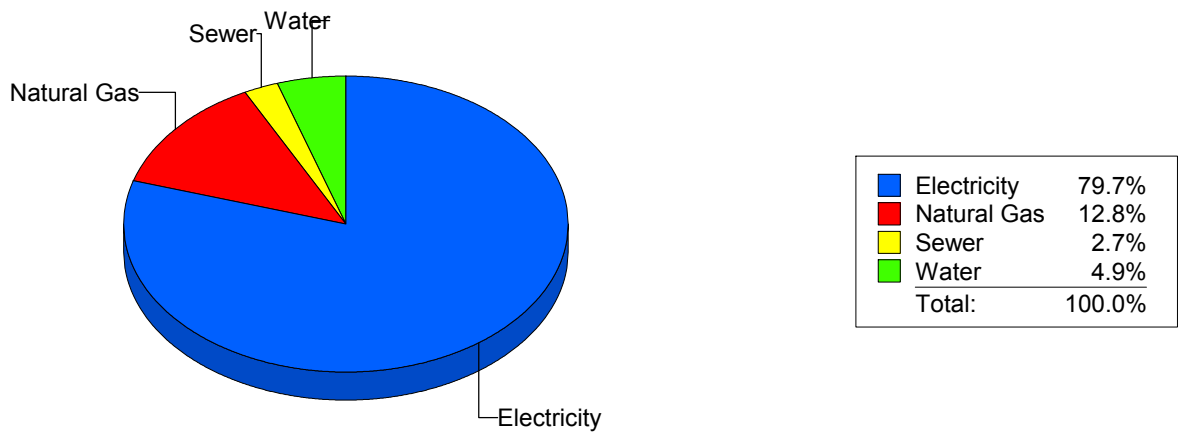
Cost Avoidance Program

Cost Summary Graph

Grouped by Energy Type

| Energy Type | Use | Units | Meter Cost | Special Charges | Total Cost | Avg Unit Cost | % of Total Cost |
|-------------------------------|--------|-------|-------------------|-----------------|-------------------|---------------|-----------------|
| Site: TOMLEA - TOM LEA | | | | | | | |
| Electricity | 69,640 | KWH | \$7,828.80 | \$0.00 | \$7,828.80 | 0.1124 | 79.67% |
| Natural Gas | 1,993 | CCF | \$1,256.14 | \$0.00 | \$1,256.14 | 0.6303 | 12.78% |
| Water | 147 | CCF | \$481.48 | \$0.00 | \$481.48 | 3.2754 | 4.90% |
| Sewer | 81 | CCF | \$260.61 | \$0.00 | \$260.61 | 3.2174 | 2.65% |
| Total Cost: | | | \$9,827.03 | \$0.00 | \$9,827.03 | | |

For TOM LEA



Filters: Cost Center Name Not Equal To DoNotReport; Billing Period Equal To 201411All Meter CodesAll Group Names

el paso

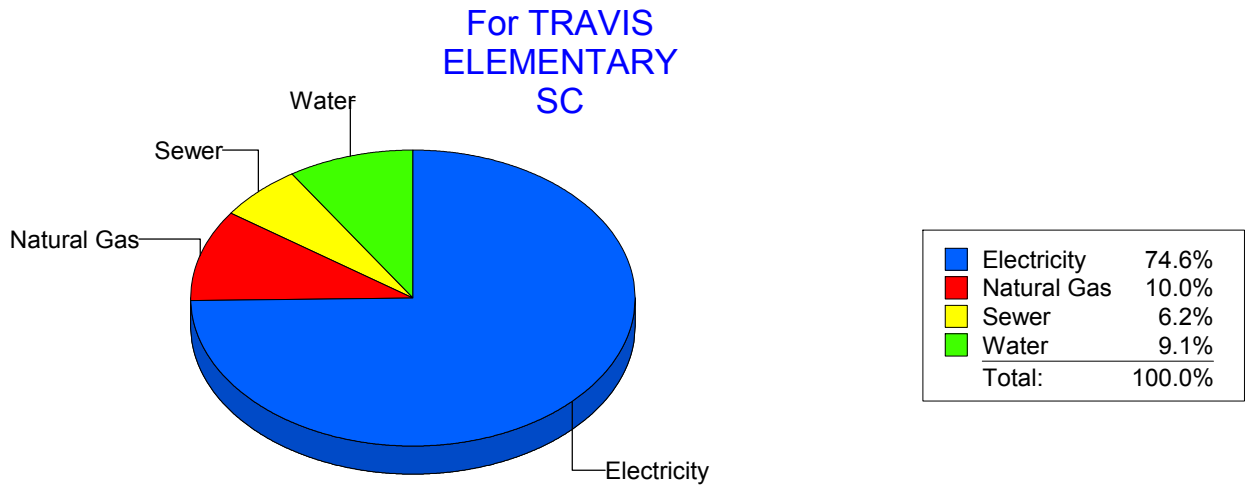
Energy CAP

Cost Avoidance Program

Cost Summary Graph

Grouped by Energy Type

| Energy Type | Use | Units | Meter Cost | Special Charges | Total Cost | Avg Unit Cost | % of Total Cost |
|--|--------|-------|-------------------|-----------------|-------------------|---------------|-----------------|
| Site: TRAVIS ELEMENTARY SC - TRAVIS ELEMENTARY SC | | | | | | | |
| Electricity | 24,122 | KWH | \$2,530.69 | \$0.00 | \$2,530.69 | 0.1049 | 74.64% |
| Natural Gas | 312 | CCF | \$338.97 | \$0.00 | \$338.97 | 1.0864 | 10.00% |
| Water | 96 | CCF | \$309.01 | \$0.00 | \$309.01 | 3.2189 | 9.11% |
| Sewer | 66 | CCF | \$211.91 | \$0.00 | \$211.91 | 3.2108 | 6.25% |
| Total Cost: | | | \$3,390.58 | \$0.00 | \$3,390.58 | | |



Filters: Cost Center Name Not Equal To DoNotReport; Billing Period Equal To 201411 All Meter Codes All Group Names

elpaso

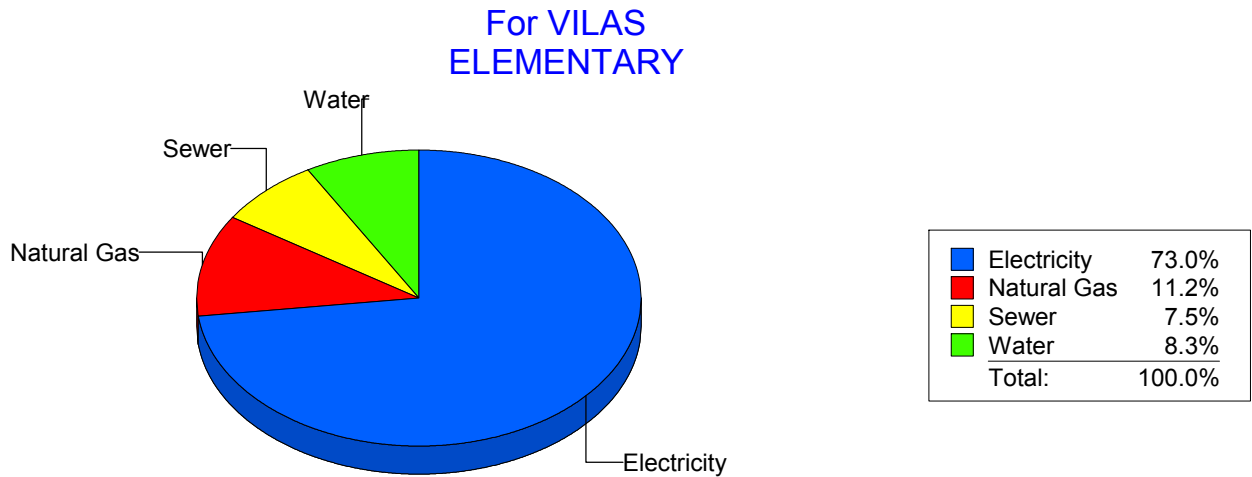
Energy CAP

Cost Avoidance Program

Cost Summary Graph

Grouped by Energy Type

| Energy Type | Use | Units | Meter Cost | Special Charges | Total Cost | Avg Unit Cost | % of Total Cost |
|--|--------|-------|-------------------|-----------------|-------------------|---------------|-----------------|
| Site: VILAS ELEMENTARY - VILAS ELEMENTARY | | | | | | | |
| Electricity | 29,737 | KWH | \$4,150.47 | \$0.00 | \$4,150.47 | 0.1396 | 73.01% |
| Natural Gas | 675 | CCF | \$634.91 | \$0.00 | \$634.91 | 0.9406 | 11.17% |
| Water | 98 | CCF | \$473.06 | \$0.00 | \$473.06 | 4.8271 | 8.32% |
| Sewer | 114 | CCF | \$426.60 | \$0.00 | \$426.60 | 3.7421 | 7.50% |
| Total Cost: | | | \$5,685.04 | \$0.00 | \$5,685.04 | | |



Filters: Cost Center Name Not Equal To DoNotReport; Billing Period Equal To 201411All Meter CodesAll Group Names

elpaso

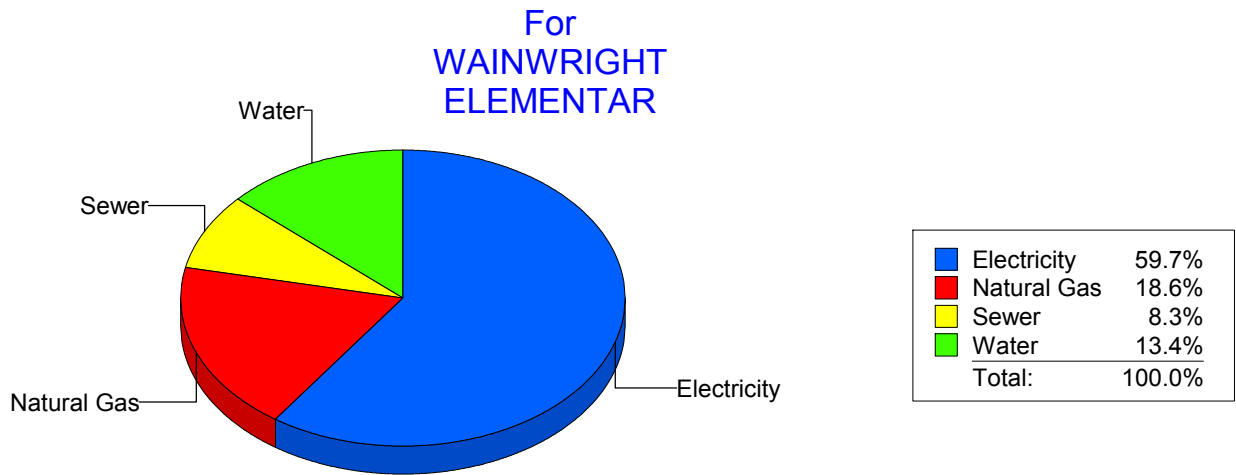
Energy CAP

Cost Avoidance Program

Cost Summary Graph

Grouped by Energy Type

| Energy Type | Use | Units | Meter Cost | Special Charges | Total Cost | Avg Unit Cost | % of Total Cost |
|--|--------|-------|-------------------|-----------------|-------------------|---------------|-----------------|
| Site: WAINWRIGHT ELEMENTAR - WAINWRIGHT ELEMENTAR | | | | | | | |
| Electricity | 30,113 | KWH | \$1,286.79 | \$0.00 | \$1,286.79 | 0.0427 | 59.70% |
| Natural Gas | 432 | CCF | \$400.23 | \$0.00 | \$400.23 | 0.9265 | 18.57% |
| Water | 73 | CCF | \$289.62 | \$0.00 | \$289.62 | 3.9674 | 13.44% |
| Sewer | 32 | CCF | \$178.80 | \$0.00 | \$178.80 | 5.5875 | 8.30% |
| Total Cost: | | | \$2,155.44 | \$0.00 | \$2,155.44 | | |



Filters: Cost Center Name Not Equal To DoNotReport; Billing Period Equal To 201411All Meter CodesAll Group Names

el paso

Energy CAP

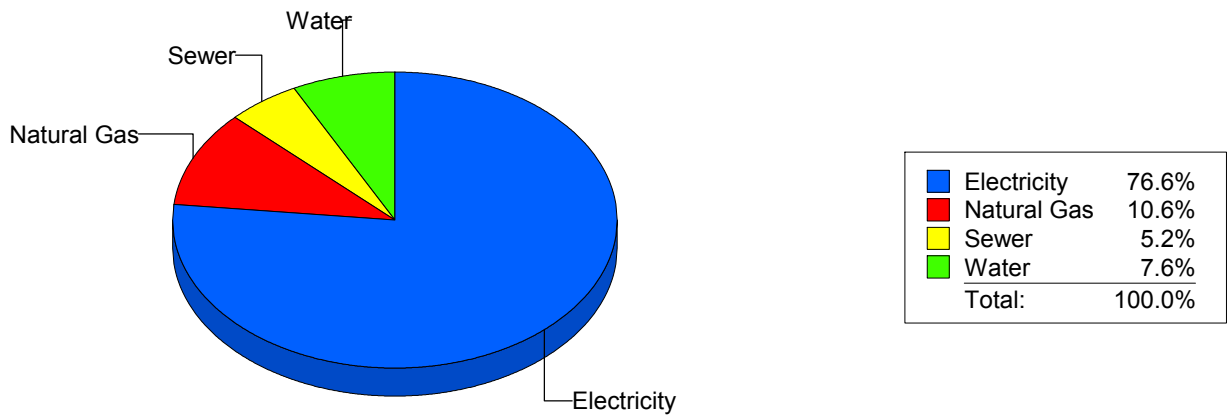
Cost Avoidance Program

Cost Summary Graph

Grouped by Energy Type

| Energy Type | Use | Units | Meter Cost | Special Charges | Total Cost | Avg Unit Cost | % of Total Cost |
|--|--------|-------|-------------------|-----------------|-------------------|---------------|-----------------|
| Site: WESTERN HILLS ELEMEN - WESTERN HILLS ELEMEN | | | | | | | |
| Electricity | 37,200 | KWH | \$4,764.81 | \$0.00 | \$4,764.81 | 0.1281 | 76.58% |
| Natural Gas | 982 | CCF | \$658.78 | \$0.00 | \$658.78 | 0.6709 | 10.59% |
| Water | 151 | CCF | \$473.86 | \$0.00 | \$473.86 | 3.1381 | 7.62% |
| Sewer | 69 | CCF | \$324.45 | \$0.00 | \$324.45 | 4.7022 | 5.21% |
| Total Cost: | | | \$6,221.90 | \$0.00 | \$6,221.90 | | |

For WESTERN HILLS ELEMEN



Filters: Cost Center Name Not Equal To DoNotReport; Billing Period Equal To 201411All Meter CodesAll Group Names

el Paso

Energy CAP

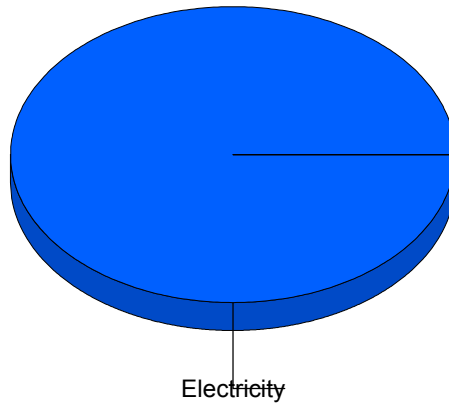
Cost Avoidance Program

Cost Summary Graph

Grouped by Energy Type

| Energy Type | Use | Units | Meter Cost | Special Charges | Total Cost | Avg Unit Cost | % of Total Cost |
|---|-------|-------|-----------------|-----------------|-----------------|---------------|-----------------|
| Site: WESTSIDE TRANSPORTAT - WESTSIDE TRANSPORTAT | | | | | | | |
| Electricity | 2,491 | KWH | \$303.38 | \$0.00 | \$303.38 | 0.1218 | 100.00% |
| Total Cost: | | | \$303.38 | \$0.00 | \$303.38 | | |

For WESTSIDE TRANSPORTAT



| | |
|---------------|--------|
| ■ Electricity | 100.0% |
| Total: | 100.0% |

Filters: Cost Center Name Not Equal To DoNotReport; Billing Period Equal To 201411All Meter CodesAll Group Names

elpaso

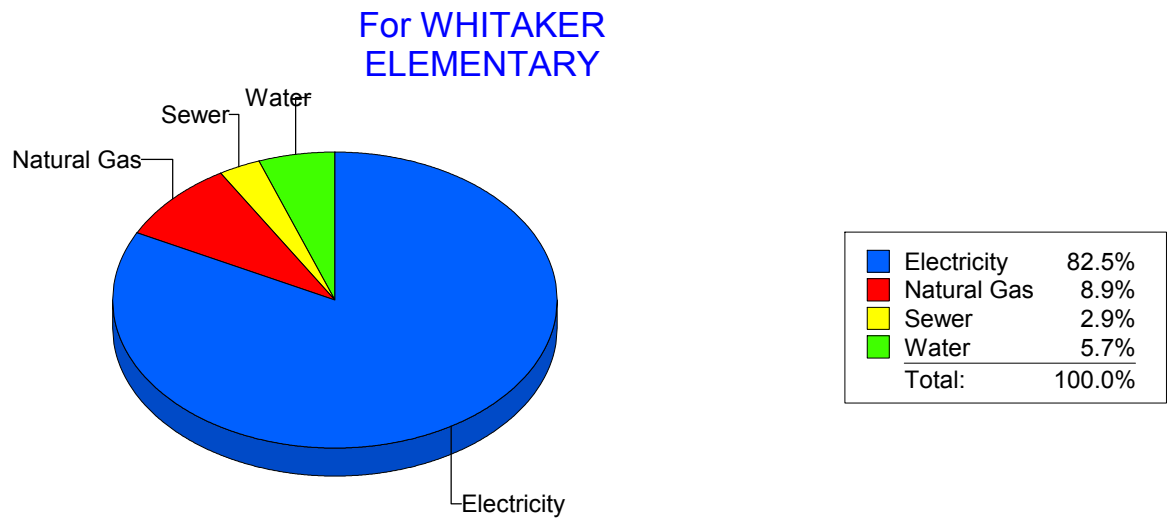
Energy CAP

Cost Avoidance Program

Cost Summary Graph

Grouped by Energy Type

| Energy Type | Use | Units | Meter Cost | Special Charges | Total Cost | Avg Unit Cost | % of Total Cost |
|--|--------|-------|-------------------|-----------------|-------------------|---------------|-----------------|
| Site: WHITAKER ELEMENTARY - WHITAKER ELEMENTARY | | | | | | | |
| Electricity | 81,840 | KWH | \$7,525.88 | \$0.00 | \$7,525.88 | 0.0920 | 82.52% |
| Natural Gas | 1,241 | CCF | \$811.78 | \$0.00 | \$811.78 | 0.6541 | 8.90% |
| Water | 129 | CCF | \$519.22 | \$0.00 | \$519.22 | 4.0250 | 5.69% |
| Sewer | 83 | CCF | \$263.37 | \$0.00 | \$263.37 | 3.1731 | 2.89% |
| Total Cost: | | | \$9,120.25 | \$0.00 | \$9,120.25 | | |



Filters: Cost Center Name Not Equal To DoNotReport; Billing Period Equal To 201411 All Meter Codes All Group Names

el Paso

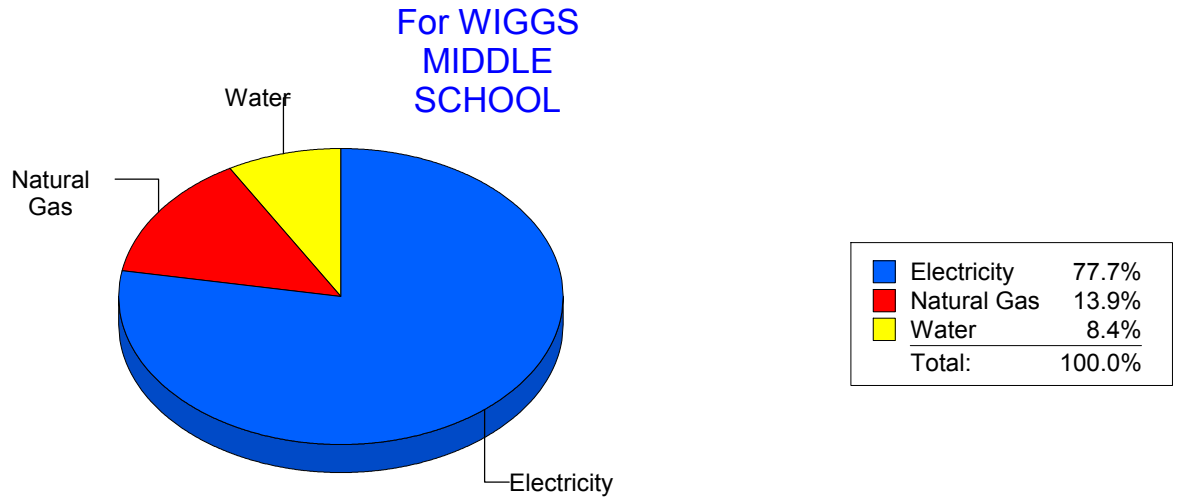
Energy CAP

Cost Avoidance Program

Cost Summary Graph

Grouped by Energy Type

| Energy Type | Use | Units | Meter Cost | Special Charges | Total Cost | Avg Unit Cost | % of Total Cost |
|--|--------|-------|-------------------|-----------------|-------------------|---------------|-----------------|
| Site: WIGGS MIDDLE SCHOOL - WIGGS MIDDLE SCHOOL | | | | | | | |
| Electricity | 52,200 | KWH | \$5,811.33 | \$0.00 | \$5,811.33 | 0.1113 | 77.69% |
| Natural Gas | 1,631 | CCF | \$1,042.26 | \$0.00 | \$1,042.26 | 0.6390 | 13.93% |
| Water | 141 | CCF | \$626.32 | \$0.00 | \$626.32 | 4.4420 | 8.37% |
| Total Cost: | | | \$7,479.91 | \$0.00 | \$7,479.91 | | |



Filters: Cost Center Name Not Equal To DoNotReport; Billing Period Equal To 201411All Meter CodesAll Group Names

elpaso

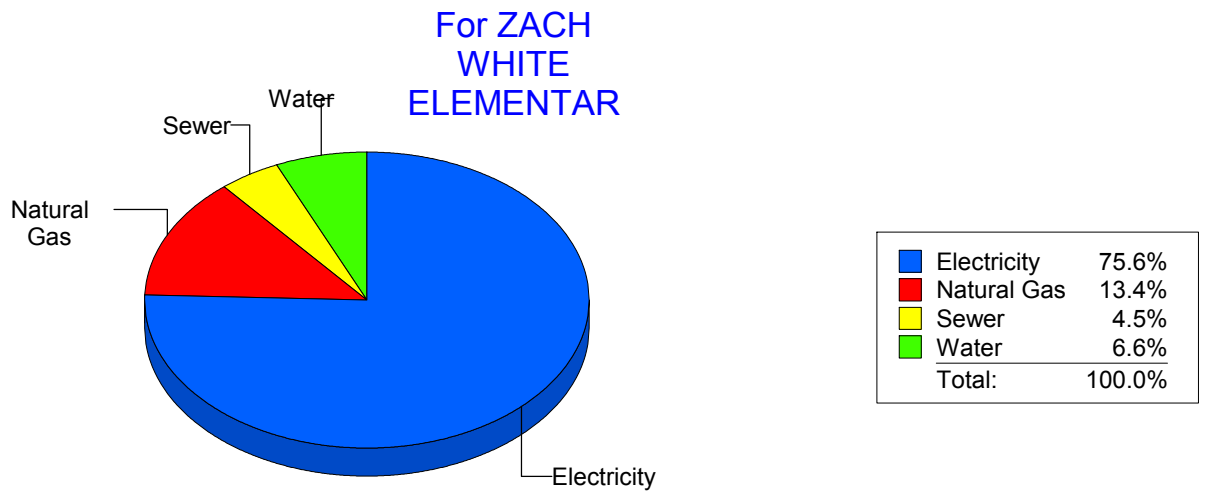
Energy CAP

Cost Avoidance Program

Cost Summary Graph

Grouped by Energy Type

| Energy Type | Use | Units | Meter Cost | Special Charges | Total Cost | Avg Unit Cost | % of Total Cost |
|--|--------|-------|-------------------|-----------------|-------------------|---------------|-----------------|
| Site: ZACH WHITE ELEMENTAR - ZACH WHITE ELEMENTAR | | | | | | | |
| Electricity | 54,600 | KWH | \$6,566.76 | \$0.00 | \$6,566.76 | 0.1203 | 75.58% |
| Natural Gas | 1,695 | CCF | \$1,160.13 | \$0.00 | \$1,160.13 | 0.6844 | 13.35% |
| Water | 203 | CCF | \$574.52 | \$0.00 | \$574.52 | 2.8301 | 6.61% |
| Sewer | 183 | CCF | \$387.18 | \$0.00 | \$387.18 | 2.1157 | 4.46% |
| Total Cost: | | | \$8,688.59 | \$0.00 | \$8,688.59 | | |



Filters: Cost Center Name Not Equal To DoNotReport; Billing Period Equal To 201411 All Meter Codes All Group Names

elpaso

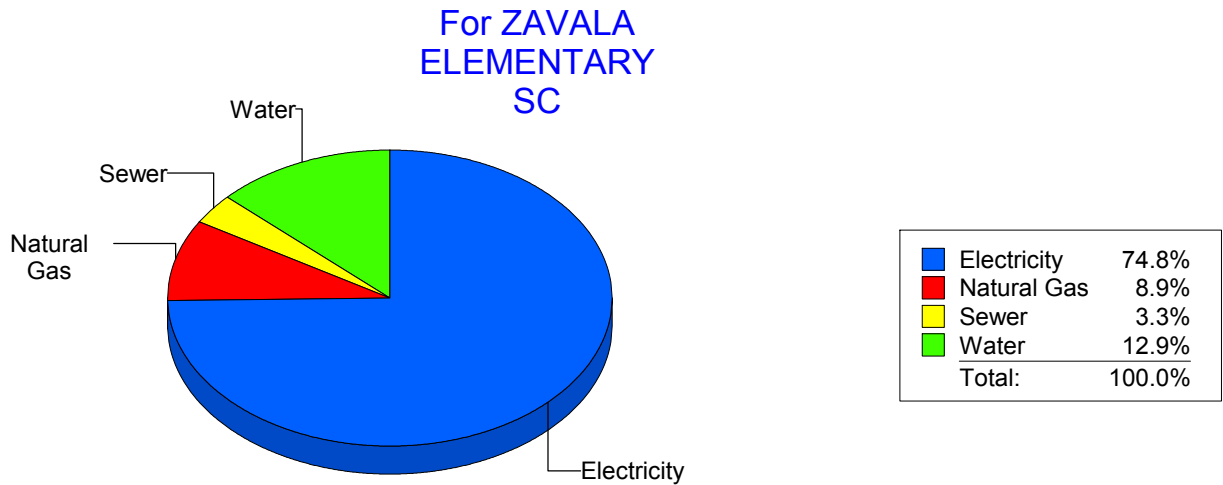
Energy CAP

Cost Avoidance Program

Cost Summary Graph

Grouped by Energy Type

| Energy Type | Use | Units | Meter Cost | Special Charges | Total Cost | Avg Unit Cost | % of Total Cost |
|--|--------|-------|-------------------|-----------------|-------------------|---------------|-----------------|
| Site: ZAVALA ELEMENTARY SC - ZAVALA ELEMENTARY SC | | | | | | | |
| Electricity | 27,500 | KWH | \$2,923.33 | \$0.00 | \$2,923.33 | 0.1063 | 74.84% |
| Natural Gas | 346 | CCF | \$346.43 | \$0.00 | \$346.43 | 1.0012 | 8.87% |
| Water | 132 | CCF | \$505.43 | \$0.00 | \$505.43 | 3.8290 | 12.94% |
| Sewer | 46 | CCF | \$130.80 | \$0.00 | \$130.80 | 2.8435 | 3.35% |
| Total Cost: | | | \$3,905.99 | \$0.00 | \$3,905.99 | | |



Filters: Cost Center Name Not Equal To DoNotReport; Billing Period Equal To 201411 All Meter Codes All Group Names

elpaso

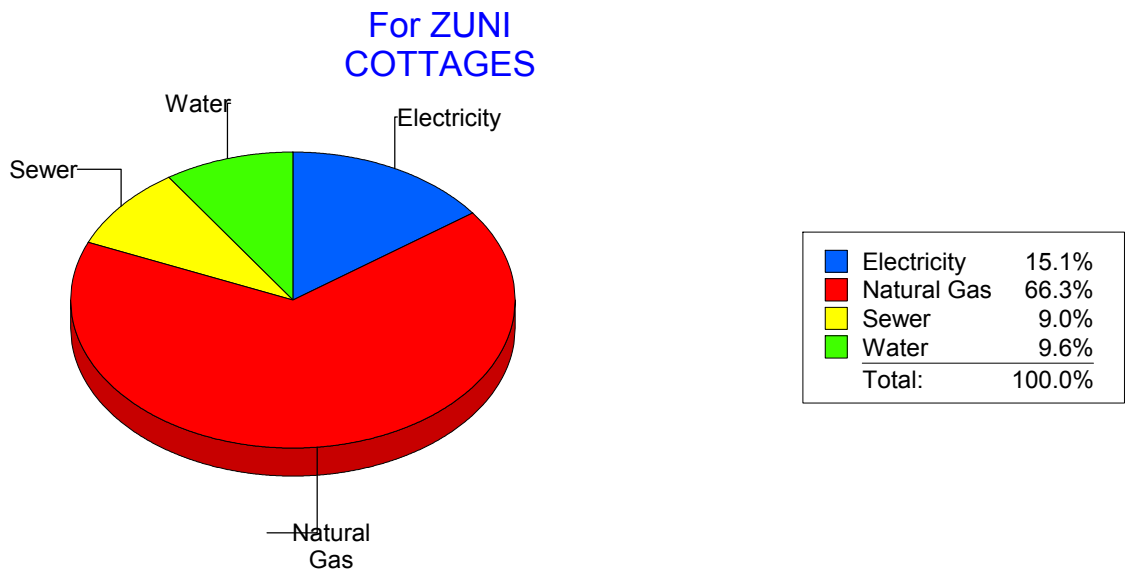
Energy CAP

Cost Avoidance Program

Cost Summary Graph

Grouped by Energy Type

| Energy Type | Use | Units | Meter Cost | Special Charges | Total Cost | Avg Unit Cost | % of Total Cost |
|--|-----|--------|-----------------|-----------------|-----------------|---------------|-----------------|
| Site: ZUNI COTTAGES - ZUNI COTTAGES | | | | | | | |
| Electricity | | 22 KWH | \$36.64 | \$0.00 | \$36.64 | 1.6655 | 15.12% |
| Natural Gas | | 1 CCF | \$160.64 | \$0.00 | \$160.64 | 160.6400 | 66.30% |
| Water | | 0 CCF | \$23.14 | \$0.00 | \$23.14 | 0.0000 | 9.55% |
| Sewer | | 0 CCF | \$21.86 | \$0.00 | \$21.86 | 0.0000 | 9.02% |
| Total Cost: | | | \$242.28 | \$0.00 | \$242.28 | | |



Filters: Cost Center Name Not Equal To DoNotReport; Billing Period Equal To 201411All Meter CodesAll Group Names

elpaso

Energy CAP

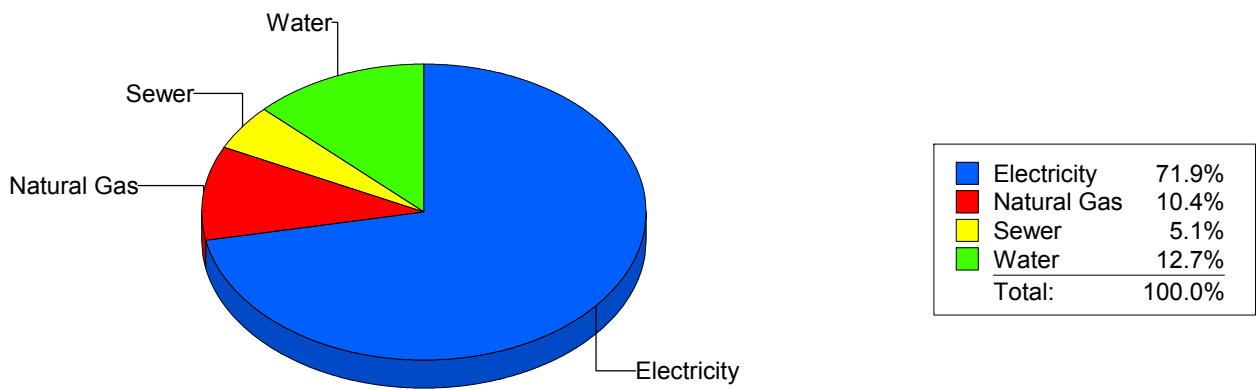
Cost Avoidance Program

Cost Summary Graph

Grouped by Energy Type

| Energy Type | Use | Units | Meter Cost | Special Charges | Total Cost | Avg Unit Cost | % of Total Cost |
|--------------------|-----------|-------|---------------------|-----------------|---------------------|---------------|-----------------|
| All Sites | | | | | | | |
| Electricity | 5,537,303 | KWH | \$612,004.09 | \$0.00 | \$612,004.09 | 0.1105 | 71.88% |
| Natural Gas | 125,126 | CCF | \$88,197.25 | \$0.00 | \$88,197.25 | 0.7049 | 10.36% |
| Water | 39,513 | CCF | \$108,108.05 | \$0.00 | \$108,108.05 | 2.7360 | 12.70% |
| Sewer | 18,238 | CCF | \$43,122.58 | \$0.00 | \$43,122.58 | 2.3644 | 5.06% |
| Total Cost: | | | \$851,431.97 | \$0.00 | \$851,431.97 | | |

For All Sites



Filters: Cost Center Name Not Equal To DoNotReport; Billing Period Equal To 201411All Meter CodesAll Group Names