

el paso

Energy CAP

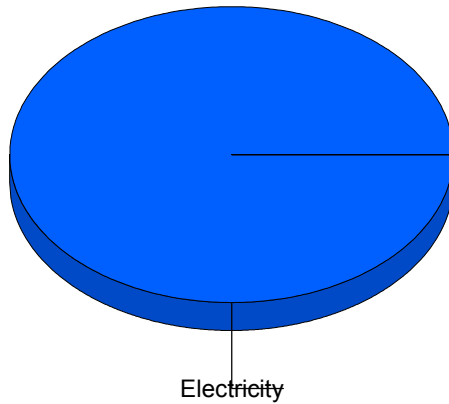
Cost Avoidance Program

Cost Summary Graph

Grouped by Energy Type

Energy Type	Use	Units	Meter Cost	Special Charges	Total Cost	Avg Unit Cost	% of Total Cost
Site: ALAMO ELEMENTARY SCH - ALAMO ELEMENTARY SCH							
Electricity		3,500 KWH	\$508.04	\$0.00	\$508.04	0.1452	100.00%
Total Cost:			\$508.04	\$0.00	\$508.04		

For ALAMO
ELEMENTARY
SCH



■ Electricity	100.0%
Total:	100.0%

Filters: Cost Center Name Not Equal To DoNotReport; Billing Period Equal To 201311All Meter CodesAll Group Names

el paso

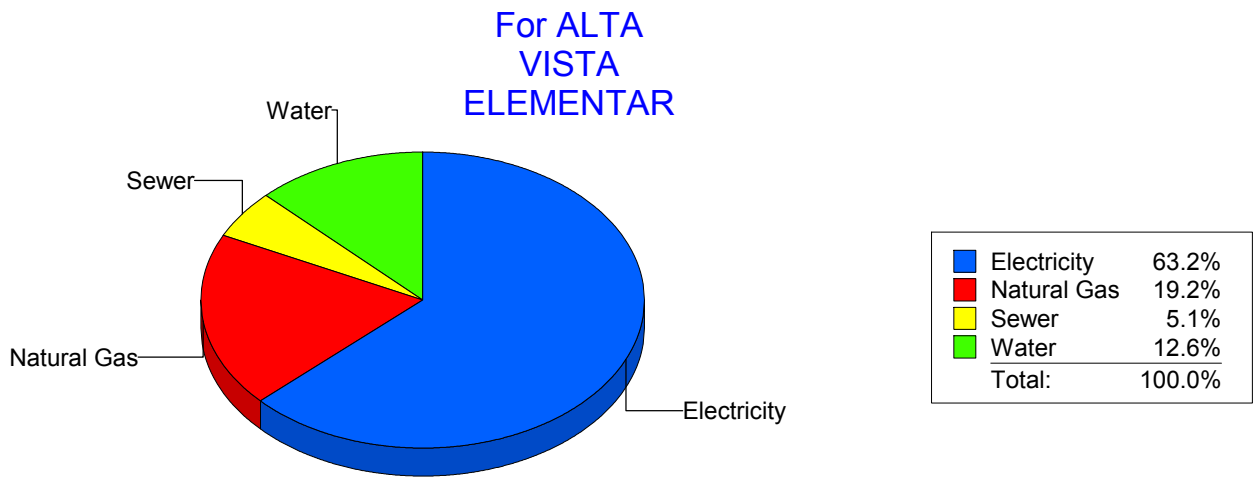
Energy CAP

Cost Avoidance Program

Cost Summary Graph

Grouped by Energy Type

Energy Type	Use	Units	Meter Cost	Special Charges	Total Cost	Avg Unit Cost	% of Total Cost
Site: ALTA VISTA ELEMENTAR - ALTA VISTA ELEMENTAR							
Electricity	23,400	KWH	\$2,633.98	\$0.00	\$2,633.98	0.1126	63.15%
Natural Gas	1,211	CCF	\$800.79	\$0.00	\$800.79	0.6613	19.20%
Water	224	CCF	\$525.29	\$0.00	\$525.29	2.3450	12.59%
Sewer	104	CCF	\$210.84	\$0.00	\$210.84	2.0273	5.06%
Total Cost:			\$4,170.90	\$0.00	\$4,170.90		



Filters: Cost Center Name Not Equal To DoNotReport; Billing Period Equal To 201311All Meter CodesAll Group Names

el paso

Energy CAP

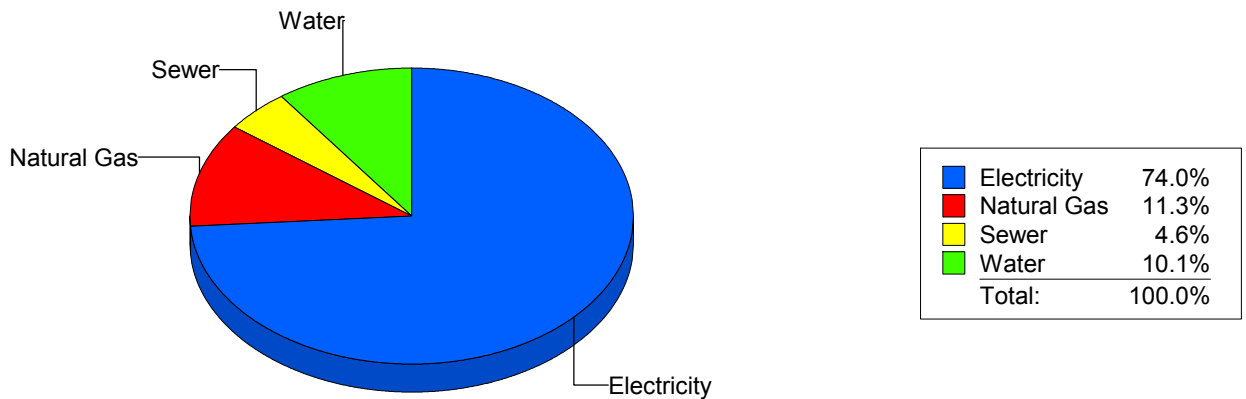
Cost Avoidance Program

Cost Summary Graph

Grouped by Energy Type

Energy Type	Use	Units	Meter Cost	Special Charges	Total Cost	Avg Unit Cost	% of Total Cost
Site: ANDRESS HIGH SCHOOL - ANDRESS HIGH SCHOOL							
Electricity	166,473	KWH	\$16,859.63	\$0.00	\$16,859.63	0.1013	73.98%
Natural Gas	4,372	CCF	\$2,580.47	\$0.00	\$2,580.47	0.5902	11.32%
Water	1,215	CCF	\$2,300.03	\$0.00	\$2,300.03	1.8930	10.09%
Sewer	653	CCF	\$1,049.97	\$0.00	\$1,049.97	1.6079	4.61%
Total Cost:			\$22,790.10	\$0.00	\$22,790.10		

For ANDRESS HIGH SCHOOL



Filters: Cost Center Name Not Equal To DoNotReport; Billing Period Equal To 201311All Meter CodesAll Group Names

elpaso

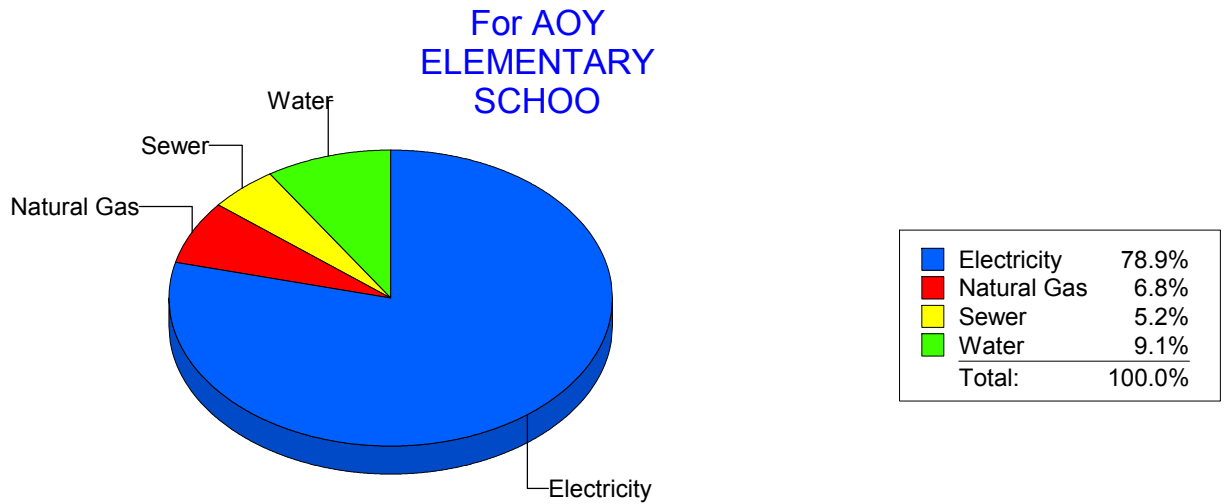
Energy CAP

Cost Avoidance Program

Cost Summary Graph

Grouped by Energy Type

Energy Type	Use	Units	Meter Cost	Special Charges	Total Cost	Avg Unit Cost	% of Total Cost
Site: AOY ELEMENTARY SCHOO - AOY ELEMENTARY SCHOO							
Electricity	55,070	KWH	\$6,403.83	\$0.00	\$6,403.83	0.1163	78.93%
Natural Gas	773	CCF	\$553.61	\$0.00	\$553.61	0.7162	6.82%
Water	197	CCF	\$738.35	\$0.00	\$738.35	3.7480	9.10%
Sewer	98	CCF	\$417.98	\$0.00	\$417.98	4.2651	5.15%
Total Cost:			\$8,113.77	\$0.00	\$8,113.77		



Filters: Cost Center Name Not Equal To DoNotReport; Billing Period Equal To 201311All Meter CodesAll Group Names

elpaso

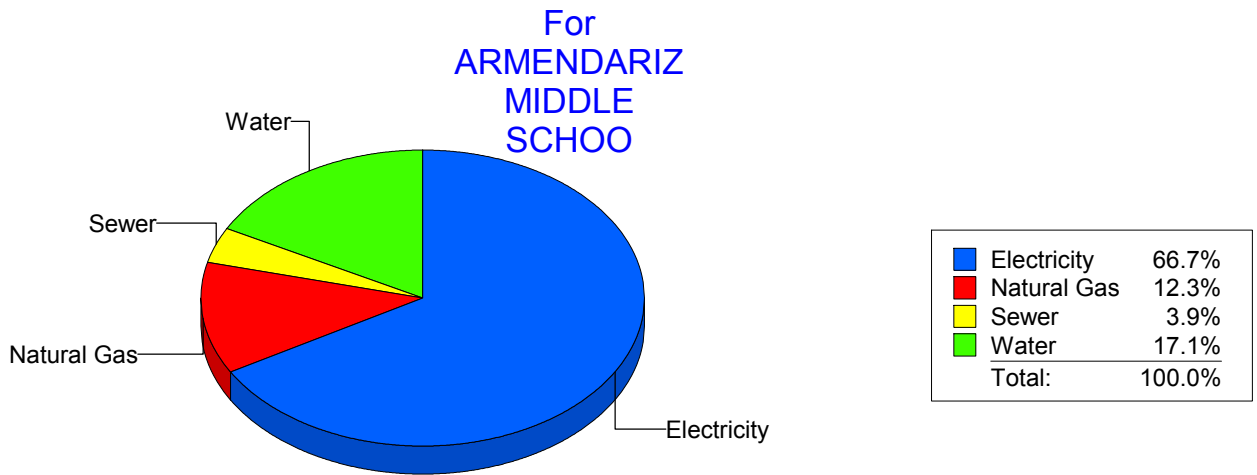
Energy CAP

Cost Avoidance Program

Cost Summary Graph

Grouped by Energy Type

Energy Type	Use	Units	Meter Cost	Special Charges	Total Cost	Avg Unit Cost	% of Total Cost
Site: ARMENDARIZ MIDDLE SCHOO - ARMENDARIZ MIDDLE SCHOO							
Electricity	75,500	KWH	\$7,563.87	\$0.00	\$7,563.87	0.1002	66.65%
Natural Gas	2,367	CCF	\$1,399.05	\$0.00	\$1,399.05	0.5911	12.33%
Water	609	CCF	\$1,943.77	\$0.00	\$1,943.77	3.1917	17.13%
Sewer	154	CCF	\$441.75	\$0.00	\$441.75	2.8685	3.89%
Total Cost:			\$11,348.44	\$0.00	\$11,348.44		



Filters: Cost Center Name Not Equal To DoNotReport; Billing Period Equal To 201311All Meter CodesAll Group Names

elpaso

Energy CAP

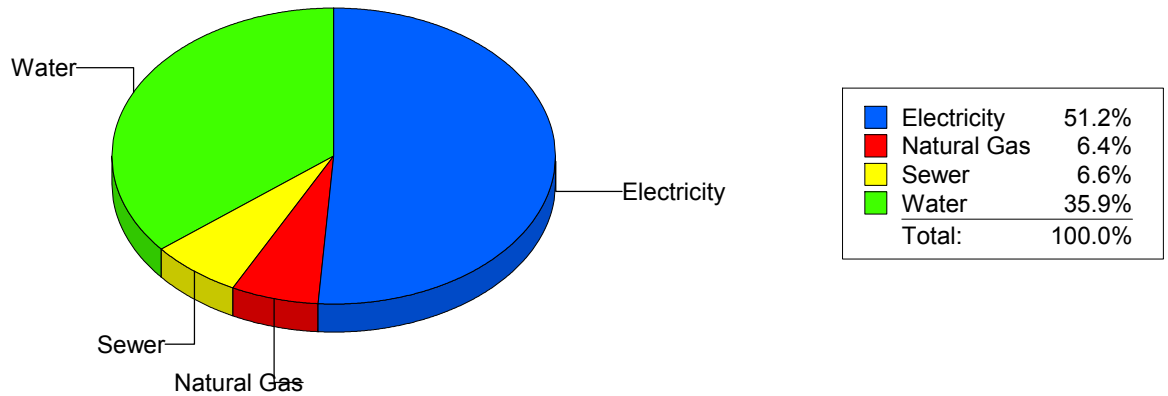
Cost Avoidance Program

Cost Summary Graph

Grouped by Energy Type

Energy Type	Use	Units	Meter Cost	Special Charges	Total Cost	Avg Unit Cost	% of Total Cost
Site: AUSTIN HIGH SCHOOL - AUSTIN HIGH SCHOOL							
Electricity	147,059	KWH	\$15,258.53	\$0.00	\$15,258.53	0.1038	51.16%
Natural Gas	3,052	CCF	\$1,903.28	\$0.00	\$1,903.28	0.6236	6.38%
Water	2,657	CCF	\$10,708.72	\$0.00	\$10,708.72	4.0304	35.90%
Sewer	988	CCF	\$1,956.54	\$0.00	\$1,956.54	1.9803	6.56%
Total Cost:			\$29,827.07	\$0.00	\$29,827.07		

For AUSTIN HIGH SCHOOL



Filters: Cost Center Name Not Equal To DoNotReport; Billing Period Equal To 201311All Meter CodesAll Group Names

elpaso

Energy CAP

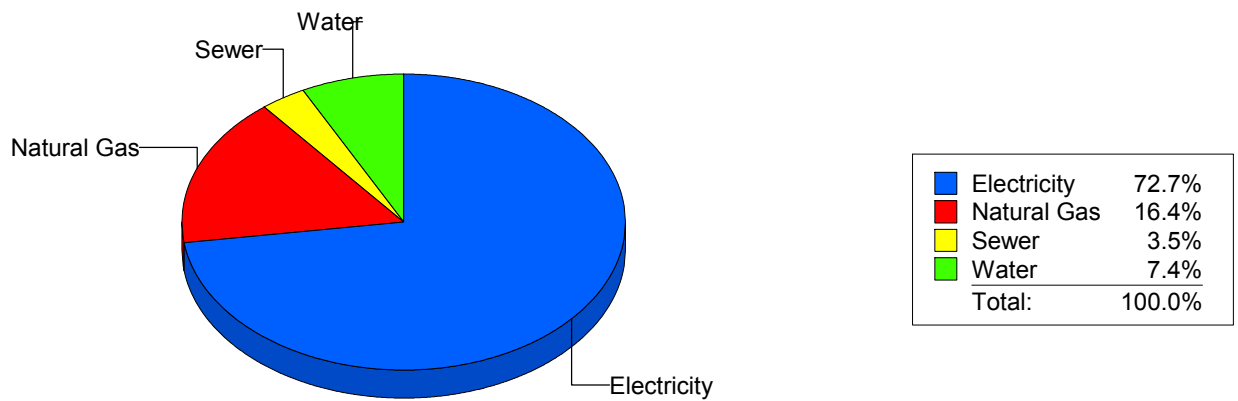
Cost Avoidance Program

Cost Summary Graph

Grouped by Energy Type

Energy Type	Use	Units	Meter Cost	Special Charges	Total Cost	Avg Unit Cost	% of Total Cost
Site: BARRON - BARRON							
Electricity	61,206	KWH	\$7,067.39	\$0.00	\$7,067.39	0.1155	72.71%
Natural Gas	2,608	CCF	\$1,595.10	\$0.00	\$1,595.10	0.6116	16.41%
Water	124	CCF	\$719.27	\$0.00	\$719.27	5.8006	7.40%
Sewer	61	CCF	\$338.55	\$0.00	\$338.55	5.5500	3.48%
Total Cost:			\$9,720.31	\$0.00	\$9,720.31		

For BARRON



Filters: Cost Center Name Not Equal To DoNotReport; Billing Period Equal To 201311All Meter CodesAll Group Names

el paso

Energy CAP

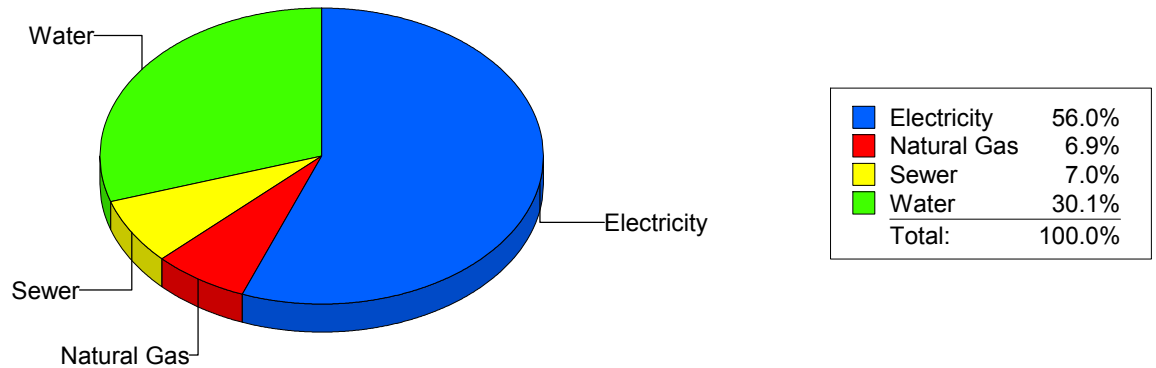
Cost Avoidance Program

Cost Summary Graph

Grouped by Energy Type

Energy Type	Use	Units	Meter Cost	Special Charges	Total Cost	Avg Unit Cost	% of Total Cost
Site: BASSET MIDDLE SCHOOL - BASSET MIDDLE SCHOOL							
Electricity	52,242	KWH	\$6,106.52	\$0.00	\$6,106.52	0.1169	55.97%
Natural Gas	1,130	CCF	\$753.92	\$0.00	\$753.92	0.6672	6.91%
Water	1,198	CCF	\$3,282.58	\$0.00	\$3,282.58	2.7401	30.09%
Sewer	448	CCF	\$767.07	\$0.00	\$767.07	1.7122	7.03%
Total Cost:			\$10,910.09	\$0.00	\$10,910.09		

For BASSET MIDDLE SCHOOL



Filters: Cost Center Name Not Equal To DoNotReport; Billing Period Equal To 201311All Meter CodesAll Group Names

elpaso

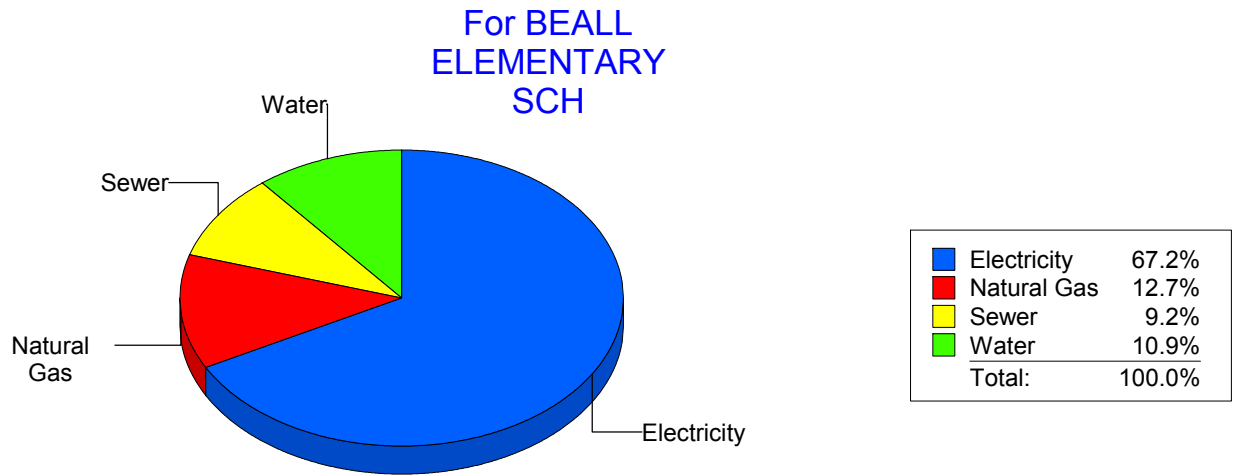
Energy CAP

Cost Avoidance Program

Cost Summary Graph

Grouped by Energy Type

Energy Type	Use	Units	Meter Cost	Special Charges	Total Cost	Avg Unit Cost	% of Total Cost
Site: BEALL ELEMENTARY SCH - BEALL ELEMENTARY SCH							
Electricity	20,739	KWH	\$2,196.65	\$0.00	\$2,196.65	0.1059	67.16%
Natural Gas	525	CCF	\$415.03	\$0.00	\$415.03	0.7905	12.69%
Water	142	CCF	\$356.91	\$0.00	\$356.91	2.5135	10.91%
Sewer	111	CCF	\$302.01	\$0.00	\$302.01	2.7208	9.23%
Total Cost:			\$3,270.60	\$0.00	\$3,270.60		



Filters: Cost Center Name Not Equal To DoNotReport; Billing Period Equal To 201311All Meter CodesAll Group Names

el Paso

Energy CAP

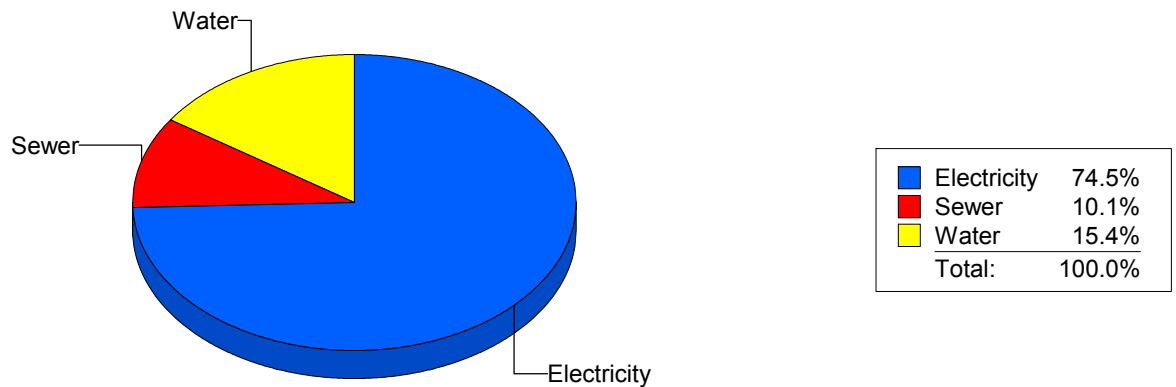
Cost Avoidance Program

Cost Summary Graph

Grouped by Energy Type

Energy Type	Use	Units	Meter Cost	Special Charges	Total Cost	Avg Unit Cost	% of Total Cost
Site: BLISS ELEMENTARY - BLISS ELEMENTARY							
Electricity	22,620	KWH	\$2,345.02	\$0.00	\$2,345.02	0.1037	74.45%
Water	214	CCF	\$486.19	\$0.00	\$486.19	2.2719	15.44%
Sewer	123	CCF	\$318.57	\$0.00	\$318.57	2.5900	10.11%
Total Cost:			\$3,149.78	\$0.00	\$3,149.78		

For BLISS ELEMENTARY



Filters: Cost Center Name Not Equal To DoNotReport; Billing Period Equal To 201311All Meter CodesAll Group Names

elpaso

Energy CAP

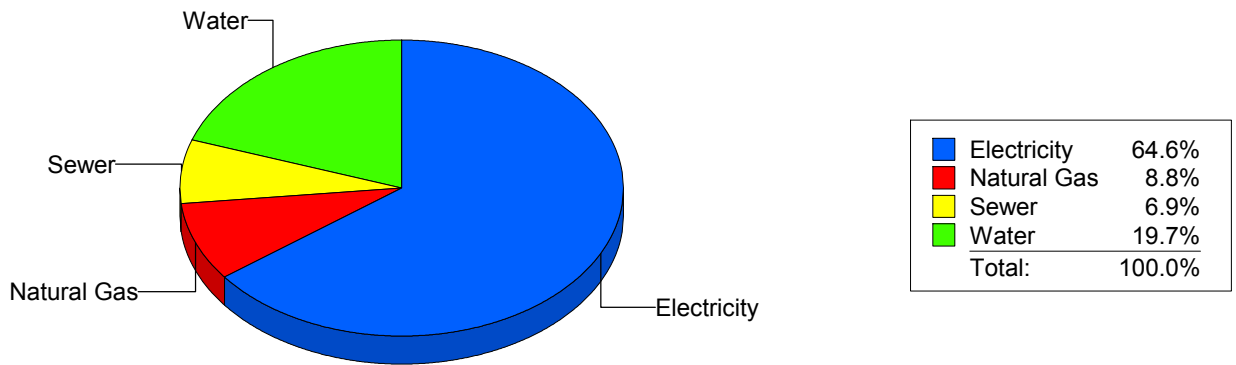
Cost Avoidance Program

Cost Summary Graph

Grouped by Energy Type

Energy Type	Use	Units	Meter Cost	Special Charges	Total Cost	Avg Unit Cost	% of Total Cost
Site: BOND - BOND ELEMENTARY							
Electricity	24,185	KWH	\$3,151.48	\$0.00	\$3,151.48	0.1303	64.60%
Natural Gas	555	CCF	\$430.36	\$0.00	\$430.36	0.7754	8.82%
Water	266	CCF	\$961.80	\$0.00	\$961.80	3.6158	19.72%
Sewer	86	CCF	\$334.83	\$0.00	\$334.83	3.8934	6.86%
Total Cost:			\$4,878.47	\$0.00	\$4,878.47		

For BOND ELEMENTARY



Filters: Cost Center Name Not Equal To DoNotReport; Billing Period Equal To 201311All Meter CodesAll Group Names

el paso

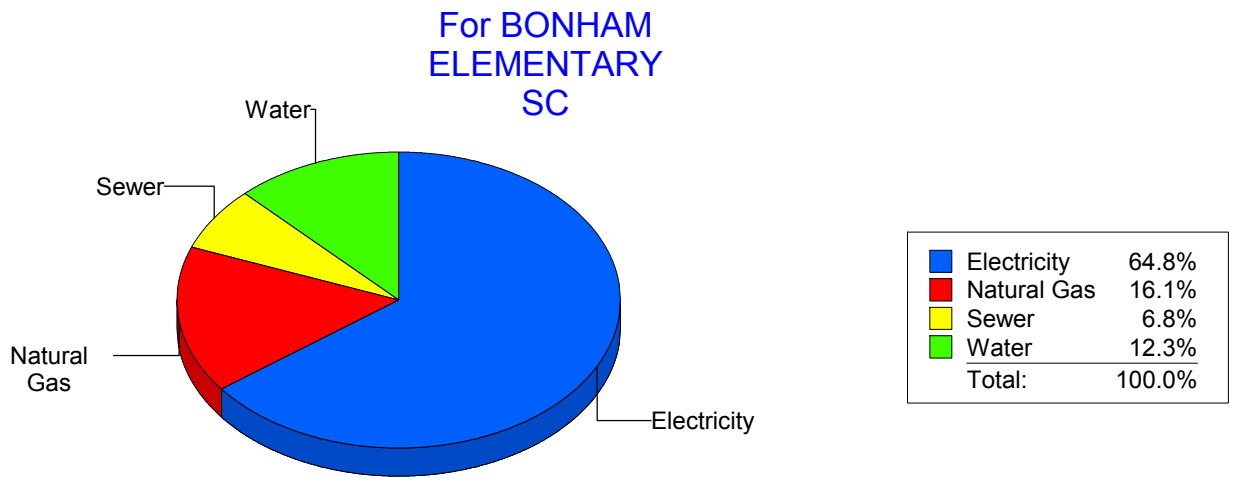
Energy CAP

Cost Avoidance Program

Cost Summary Graph

Grouped by Energy Type

Energy Type	Use	Units	Meter Cost	Special Charges	Total Cost	Avg Unit Cost	% of Total Cost
Site: BONHAM ELEMENTARY SC - BONHAM ELEMENTARY SC							
Electricity	22,457	KWH	\$3,273.04	\$0.00	\$3,273.04	0.1457	64.81%
Natural Gas	1,335	CCF	\$814.41	\$0.00	\$814.41	0.6100	16.13%
Water	282	CCF	\$620.10	\$0.00	\$620.10	2.1989	12.28%
Sewer	153	CCF	\$342.90	\$0.00	\$342.90	2.2412	6.79%
Total Cost:			\$5,050.45	\$0.00	\$5,050.45		



Filters: Cost Center Name Not Equal To DoNotReport; Billing Period Equal To 201311All Meter CodesAll Group Names

elpaso

Energy CAP

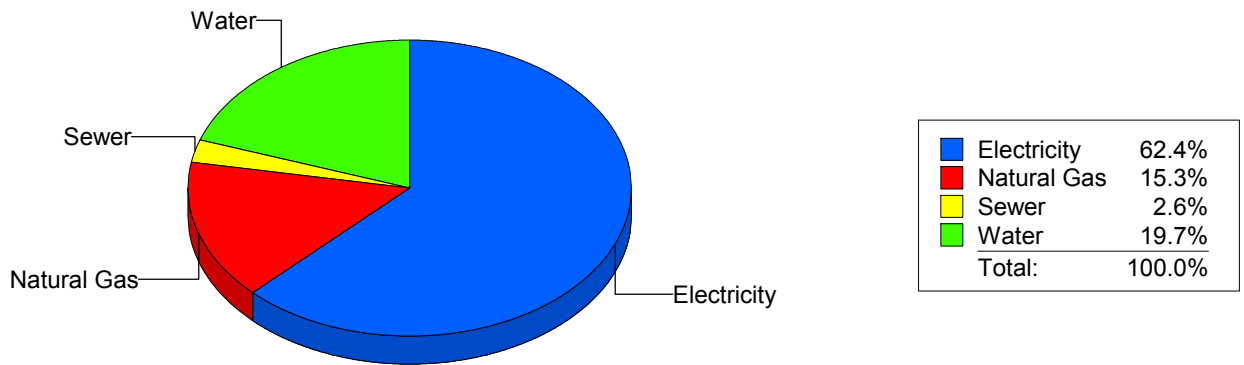
Cost Avoidance Program

Cost Summary Graph

Grouped by Energy Type

Energy Type	Use	Units	Meter Cost	Special Charges	Total Cost	Avg Unit Cost	% of Total Cost
Site: BOWIE HIGH SCHOOL - BOWIE HIGH SCHOOL							
Electricity	246,887	KWH	\$21,505.88	\$0.00	\$21,505.88	0.0871	62.37%
Natural Gas	9,255	CCF	\$5,289.66	\$0.00	\$5,289.66	0.5715	15.34%
Water	3,698	CCF	\$6,789.03	\$0.00	\$6,789.03	1.8359	19.69%
Sewer	328	CCF	\$898.02	\$0.00	\$898.02	2.7379	2.60%
Total Cost:			\$34,482.59	\$0.00	\$34,482.59		

For BOWIE HIGH SCHOOL



Filters: Cost Center Name Not Equal To DoNotReport; Billing Period Equal To 201311All Meter CodesAll Group Names

elpaso

Energy CAP

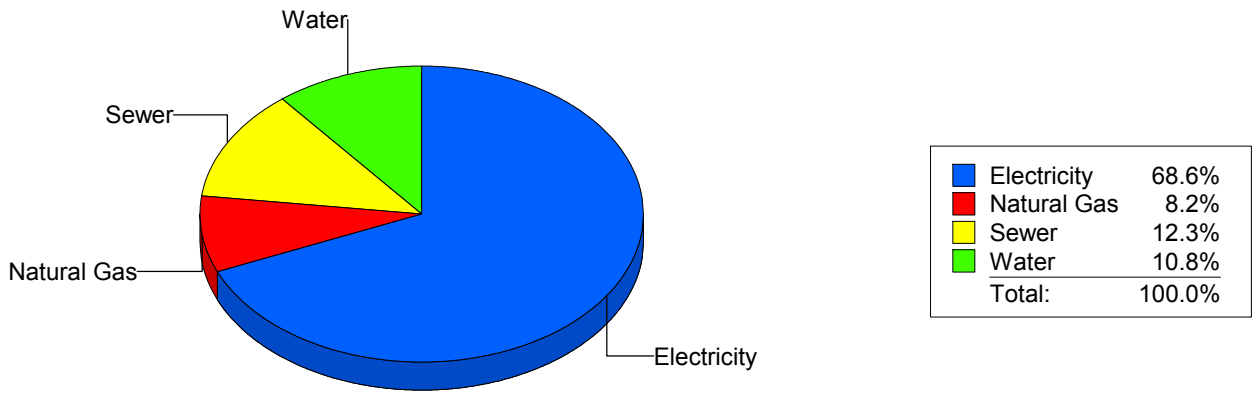
Cost Avoidance Program

Cost Summary Graph

Grouped by Energy Type

Energy Type	Use	Units	Meter Cost	Special Charges	Total Cost	Avg Unit Cost	% of Total Cost
Site: BRADLEY ELEMENTARY - BRADLEY ELEMENTARY							
Electricity	20,300	KWH	\$2,352.25	\$0.00	\$2,352.25	0.1159	68.64%
Natural Gas	397	CCF	\$280.88	\$0.00	\$280.88	0.7075	8.20%
Water	104	CCF	\$371.49	\$0.00	\$371.49	3.5720	10.84%
Sewer	140	CCF	\$422.43	\$0.00	\$422.43	3.0174	12.33%
Total Cost:			\$3,427.05	\$0.00	\$3,427.05		

For BRADLEY ELEMENTARY



Filters: Cost Center Name Not Equal To DoNotReport; Billing Period Equal To 201311All Meter CodesAll Group Names

el Paso

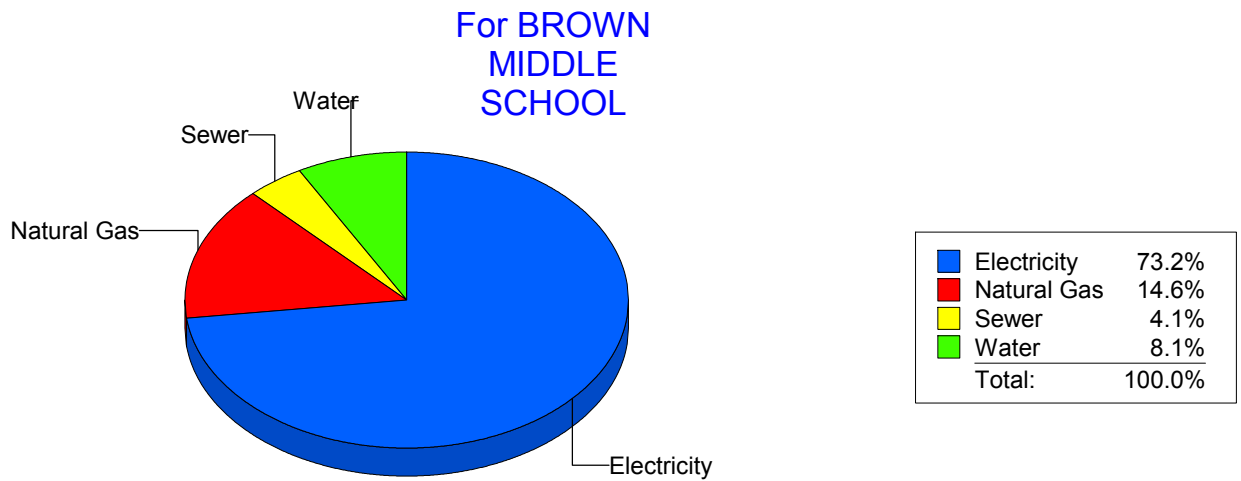
Energy CAP

Cost Avoidance Program

Cost Summary Graph

Grouped by Energy Type

Energy Type	Use	Units	Meter Cost	Special Charges	Total Cost	Avg Unit Cost	% of Total Cost
Site: BROWN MIDDLE SCHOOL - BROWN MIDDLE SCHOOL							
Electricity	98,000	KWH	\$11,317.67	\$0.00	\$11,317.67	0.1155	73.18%
Natural Gas	3,908	CCF	\$2,262.80	\$0.00	\$2,262.80	0.5790	14.63%
Water	551	CCF	\$1,258.65	\$0.00	\$1,258.65	2.2843	8.14%
Sewer	288	CCF	\$626.67	\$0.00	\$626.67	2.1759	4.05%
Total Cost:			\$15,465.79	\$0.00	\$15,465.79		



Filters: Cost Center Name Not Equal To DoNotReport; Billing Period Equal To 201311All Meter CodesAll Group Names

elpaso

Energy CAP

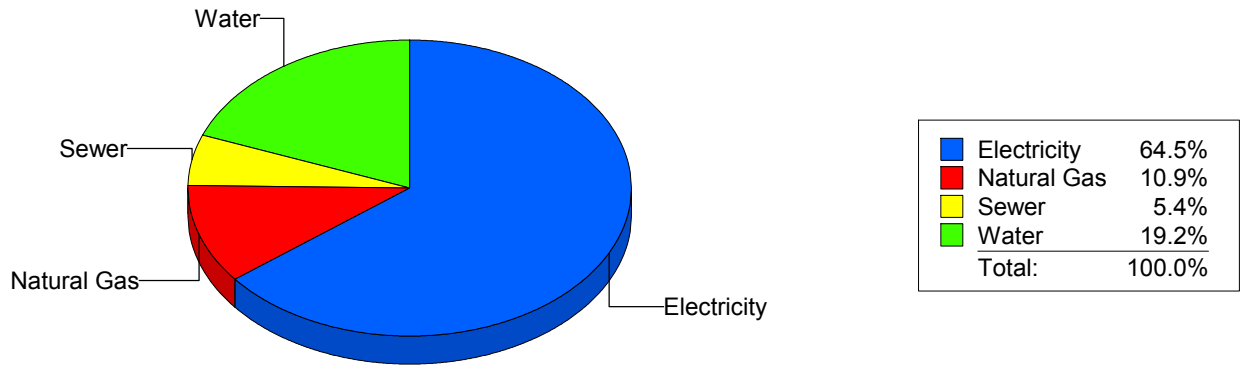
Cost Avoidance Program

Cost Summary Graph

Grouped by Energy Type

Energy Type	Use	Units	Meter Cost	Special Charges	Total Cost	Avg Unit Cost	% of Total Cost
Site: BURGESS HIGH SCHOOL - BURGESS HIGH SCHOOL							
Electricity	101,247	KWH	\$10,606.15	\$0.00	\$10,606.15	0.1048	64.50%
Natural Gas	2,855	CCF	\$1,785.81	\$0.00	\$1,785.81	0.6255	10.86%
Water	1,027	CCF	\$3,159.10	\$0.00	\$3,159.10	3.0760	19.21%
Sewer	373	CCF	\$892.80	\$0.00	\$892.80	2.3936	5.43%
Total Cost:			\$16,443.86	\$0.00	\$16,443.86		

For BURGESS HIGH SCHOOL



Filters: Cost Center Name Not Equal To DoNotReport; Billing Period Equal To 201311All Meter CodesAll Group Names

el Paso

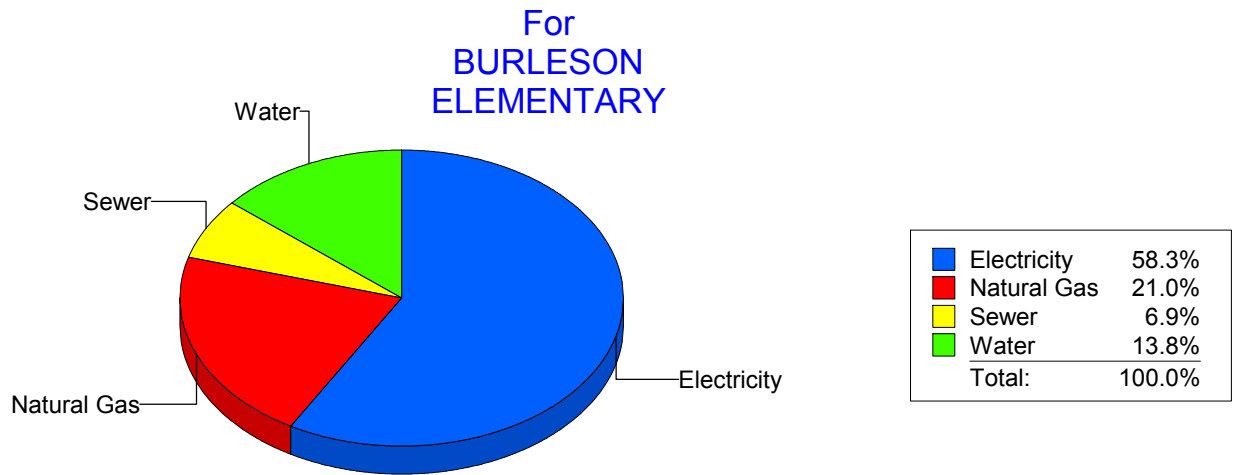
Energy CAP

Cost Avoidance Program

Cost Summary Graph

Grouped by Energy Type

Energy Type	Use	Units	Meter Cost	Special Charges	Total Cost	Avg Unit Cost	% of Total Cost
Site: BURLESON ELEMENTARY - BURLESON ELEMENTARY							
Electricity	18,945	KWH	\$2,204.72	\$0.00	\$2,204.72	0.1164	58.33%
Natural Gas	1,107	CCF	\$792.82	\$0.00	\$792.82	0.7162	20.98%
Water	234	CCF	\$520.56	\$0.00	\$520.56	2.2246	13.77%
Sewer	92	CCF	\$261.60	\$0.00	\$261.60	2.8435	6.92%
Total Cost:			\$3,779.70	\$0.00	\$3,779.70		



Filters: Cost Center Name Not Equal To DoNotReport; Billing Period Equal To 201311All Meter CodesAll Group Names

elpaso

Energy CAP

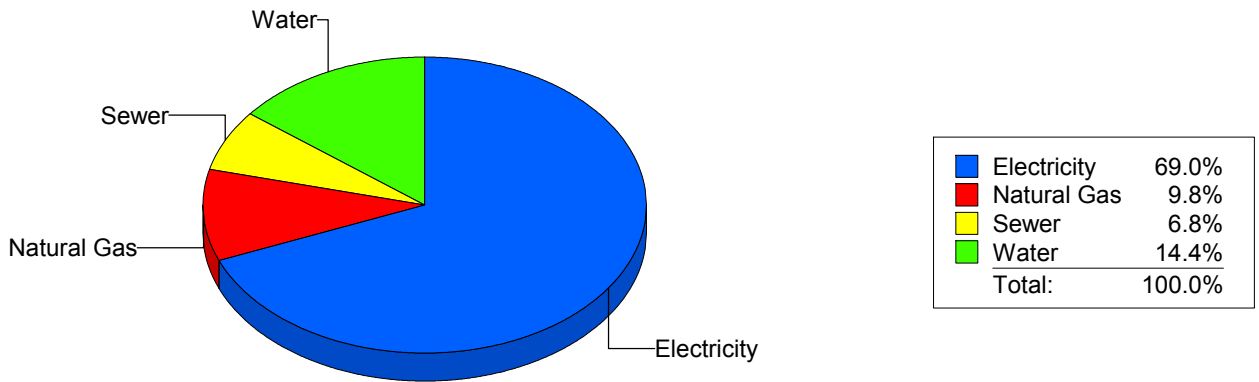
Cost Avoidance Program

Cost Summary Graph

Grouped by Energy Type

Energy Type	Use	Units	Meter Cost	Special Charges	Total Cost	Avg Unit Cost	% of Total Cost
Site: BURNET ELEMENTARY - BURNET ELEMENTARY							
Electricity	20,207	KWH	\$2,676.92	\$0.00	\$2,676.92	0.1325	68.95%
Natural Gas	389	CCF	\$380.92	\$0.00	\$380.92	0.9792	9.81%
Water	206	CCF	\$558.58	\$0.00	\$558.58	2.7116	14.39%
Sewer	95	CCF	\$265.74	\$0.00	\$265.74	2.7973	6.85%
Total Cost:			\$3,882.16	\$0.00	\$3,882.16		

For BURNET ELEMENTARY



Filters: Cost Center Name Not Equal To DoNotReport; Billing Period Equal To 201311All Meter CodesAll Group Names

elpaso

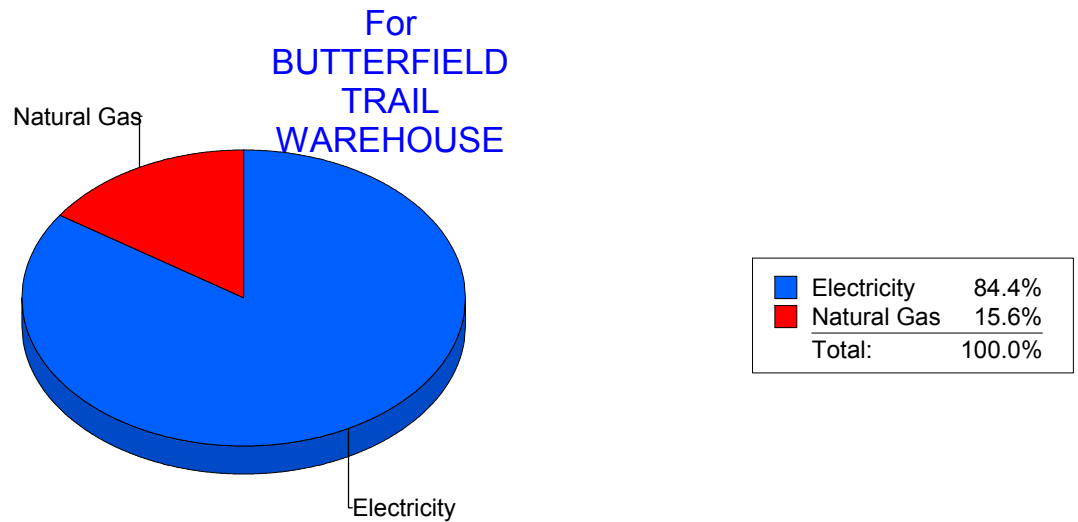
Energy CAP

Cost Avoidance Program

Cost Summary Graph

Grouped by Energy Type

Energy Type	Use	Units	Meter Cost	Special Charges	Total Cost	Avg Unit Cost	% of Total Cost
Site: BUTTERFIELDTRAILWAREHOUSE - BUTTERFIELD TRAIL WAREHOUSE							
Electricity		2,800 KWH	\$329.33	\$0.00	\$329.33	0.1176	84.39%
Natural Gas		3 CCF	\$60.94	\$0.00	\$60.94	20.3133	15.61%
Total Cost:			\$390.27	\$0.00	\$390.27		



Filters: Cost Center Name Not Equal To DoNotReport; Billing Period Equal To 201311All Meter CodesAll Group Names

el Paso

Energy CAP

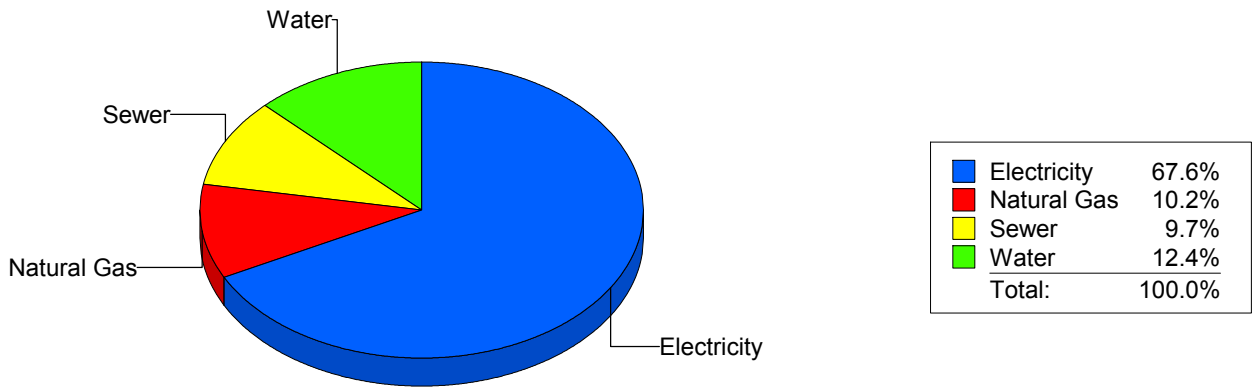
Cost Avoidance Program

Cost Summary Graph

Grouped by Energy Type

Energy Type	Use	Units	Meter Cost	Special Charges	Total Cost	Avg Unit Cost	% of Total Cost
Site: CANYON HILLS MIDDLE - CANYON HILLS MIDDLE							
Electricity	51,700	KWH	\$5,356.99	\$0.00	\$5,356.99	0.1036	67.62%
Natural Gas	1,234	CCF	\$810.62	\$0.00	\$810.62	0.6569	10.23%
Water	346	CCF	\$985.61	\$0.00	\$985.61	2.8486	12.44%
Sewer	225	CCF	\$768.96	\$0.00	\$768.96	3.4176	9.71%
Total Cost:			\$7,922.18	\$0.00	\$7,922.18		

For CANYON HILLS MIDDLE



Filters: Cost Center Name Not Equal To DoNotReport; Billing Period Equal To 201311All Meter CodesAll Group Names

elpaso

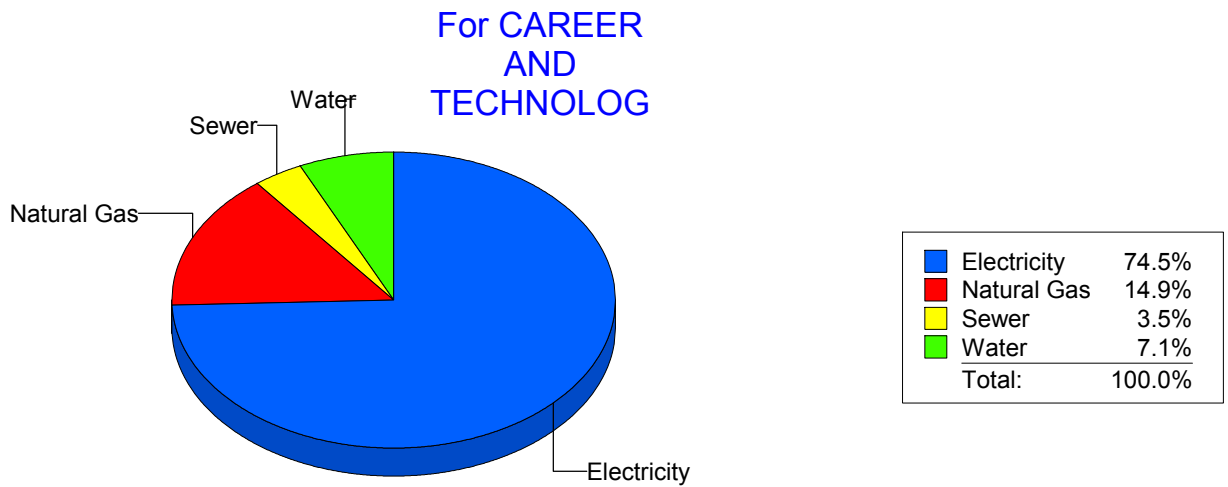
Energy CAP

Cost Avoidance Program

Cost Summary Graph

Grouped by Energy Type

Energy Type	Use	Units	Meter Cost	Special Charges	Total Cost	Avg Unit Cost	% of Total Cost
Site: CAREER AND TECHNOLOG - CAREER AND TECHNOLOG							
Electricity	83,860	KWH	\$8,598.76	\$0.00	\$8,598.76	0.1025	74.46%
Natural Gas	2,938	CCF	\$1,722.55	\$0.00	\$1,722.55	0.5863	14.92%
Water	311	CCF	\$817.11	\$0.00	\$817.11	2.6274	7.08%
Sewer	150	CCF	\$409.34	\$0.00	\$409.34	2.7289	3.54%
Total Cost:			\$11,547.76	\$0.00	\$11,547.76		



Filters: Cost Center Name Not Equal To DoNotReport; Billing Period Equal To 201311All Meter CodesAll Group Names

elpaso

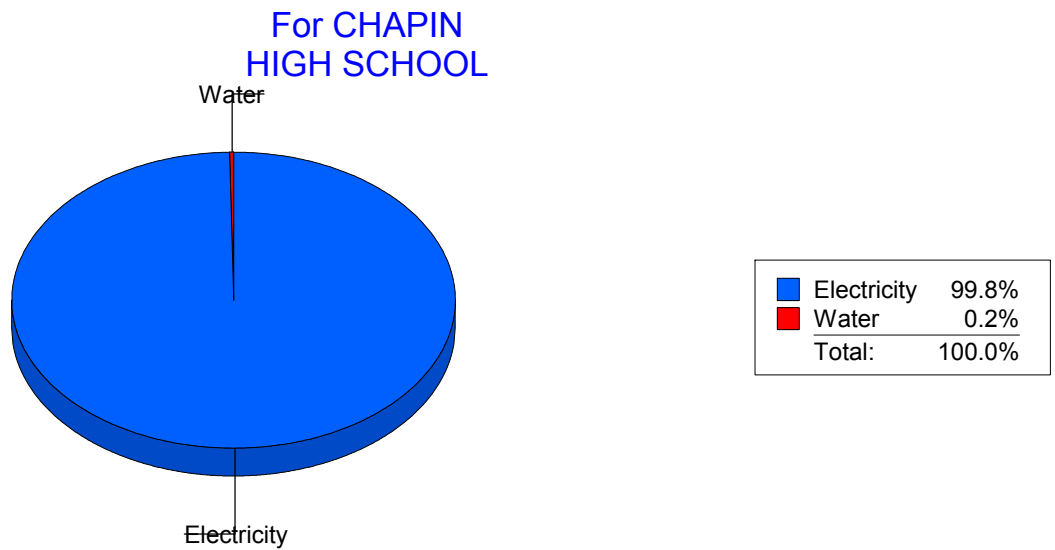
Energy CAP

Cost Avoidance Program

Cost Summary Graph

Grouped by Energy Type

Energy Type	Use	Units	Meter Cost	Special Charges	Total Cost	Avg Unit Cost	% of Total Cost
Site: CHAPIN HIGH SCHOOL - CHAPIN HIGH SCHOOL							
Electricity	216,925	KWH	\$21,330.54	\$0.00	\$21,330.54	0.0983	99.78%
Water	0	CCF	\$47.20	\$0.00	\$47.20	0.0000	0.22%
Total Cost:			\$21,377.74	\$0.00	\$21,377.74		



Filters: Cost Center Name Not Equal To DoNotReport; Billing Period Equal To 201311All Meter CodesAll Group Names

el paso

Energy CAP

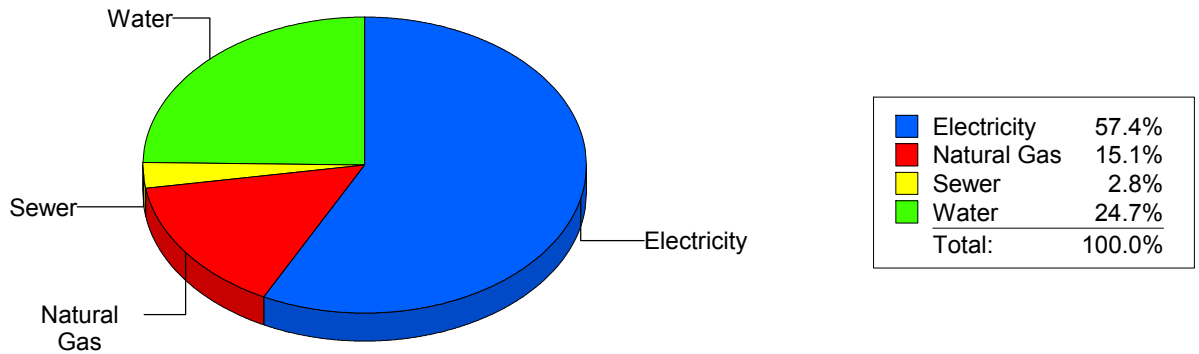
Cost Avoidance Program

Cost Summary Graph

Grouped by Energy Type

Energy Type	Use	Units	Meter Cost	Special Charges	Total Cost	Avg Unit Cost	% of Total Cost
Site: CIELO VISTA ELEMENTA - CIELO VISTA ELEMENTA							
Electricity	43,780	KWH	\$4,915.10	\$0.00	\$4,915.10	0.1123	57.42%
Natural Gas	2,084	CCF	\$1,292.33	\$0.00	\$1,292.33	0.6201	15.10%
Water	506	CCF	\$2,111.26	\$0.00	\$2,111.26	4.1725	24.66%
Sewer	67	CCF	\$241.29	\$0.00	\$241.29	3.6013	2.82%
Total Cost:			\$8,559.98	\$0.00	\$8,559.98		

For CIELO VISTA ELEMENTA



Filters: Cost Center Name Not Equal To DoNotReport; Billing Period Equal To 201311All Meter CodesAll Group Names

elpaso

Energy CAP

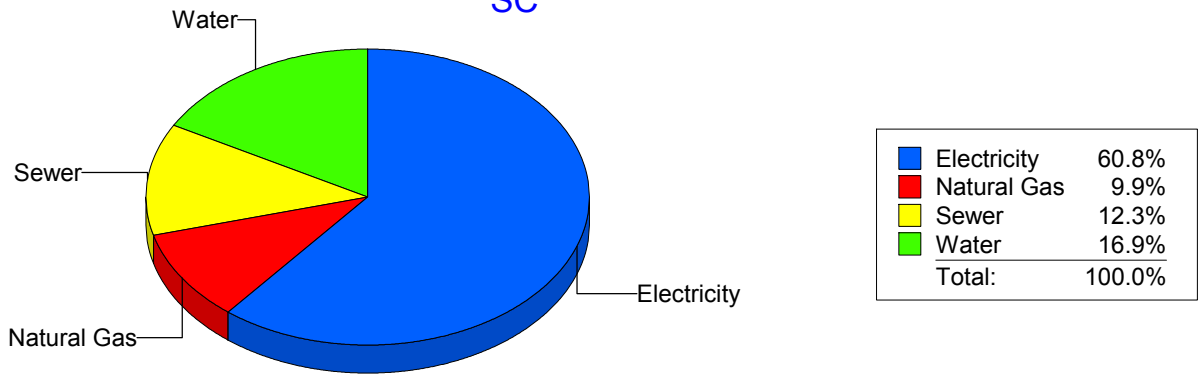
Cost Avoidance Program

Cost Summary Graph

Grouped by Energy Type

Energy Type	Use	Units	Meter Cost	Special Charges	Total Cost	Avg Unit Cost	% of Total Cost
Site: CLARDY ELEMENTARY SC - CLARDY ELEMENTARY SC							
Electricity	25,420	KWH	\$3,085.03	\$0.00	\$3,085.03	0.1214	60.82%
Natural Gas	698	CCF	\$503.97	\$0.00	\$503.97	0.7220	9.94%
Water	419	CCF	\$858.88	\$0.00	\$858.88	2.0498	16.93%
Sewer	296	CCF	\$624.63	\$0.00	\$624.63	2.1102	12.31%
Total Cost:			\$5,072.51	\$0.00	\$5,072.51		

For CLARDY
ELEMENTARY
SC



Filters: Cost Center Name Not Equal To DoNotReport; Billing Period Equal To 201311All Meter CodesAll Group Names

elpaso

Energy CAP

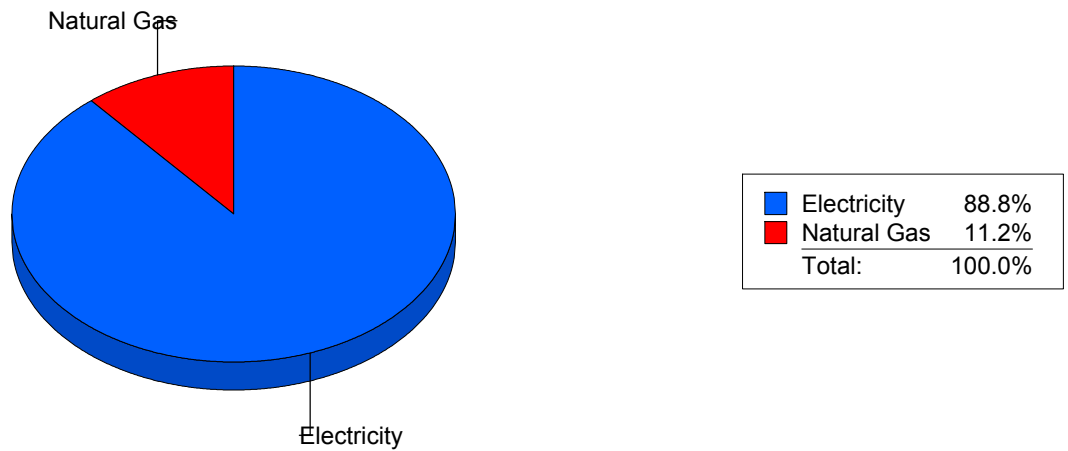
Cost Avoidance Program

Cost Summary Graph

Grouped by Energy Type

Energy Type	Use	Units	Meter Cost	Special Charges	Total Cost	Avg Unit Cost	% of Total Cost
Site: CLENDININ - CLENDININ							
Electricity	41,100	KWH	\$5,402.97	\$0.00	\$5,402.97	0.1315	88.81%
Natural Gas	1,099	CCF	\$680.69	\$0.00	\$680.69	0.6194	11.19%
Total Cost:			\$6,083.66	\$0.00	\$6,083.66		

For CLENDININ



Filters: Cost Center Name Not Equal To DoNotReport; Billing Period Equal To 201311All Meter CodesAll Group Names

elpaso

Energy CAP

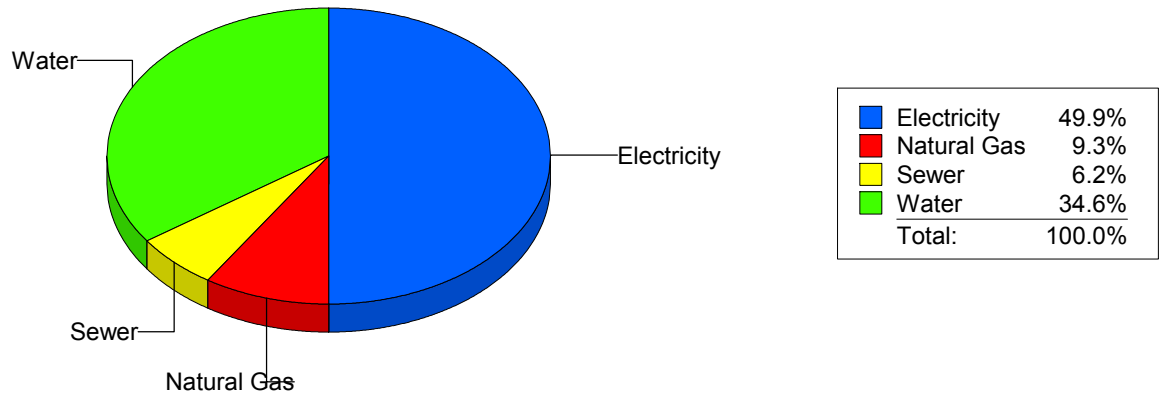
Cost Avoidance Program

Cost Summary Graph

Grouped by Energy Type

Energy Type	Use	Units	Meter Cost	Special Charges	Total Cost	Avg Unit Cost	% of Total Cost
Site: COLDWELL INTERMEDIAT - COLDWELL INTERMEDIAT							
Electricity	24,235	KWH	\$2,667.28	\$0.00	\$2,667.28	0.1101	49.86%
Natural Gas	569	CCF	\$499.21	\$0.00	\$499.21	0.8773	9.33%
Water	440	CCF	\$1,852.25	\$0.00	\$1,852.25	4.2097	34.63%
Sewer	103	CCF	\$330.29	\$0.00	\$330.29	3.2067	6.17%
Total Cost:			\$5,349.03	\$0.00	\$5,349.03		

For
COLDWELL
INTERMEDIAT



Filters: Cost Center Name Not Equal To DoNotReport; Billing Period Equal To 201311All Meter CodesAll Group Names

elpaso

Energy CAP

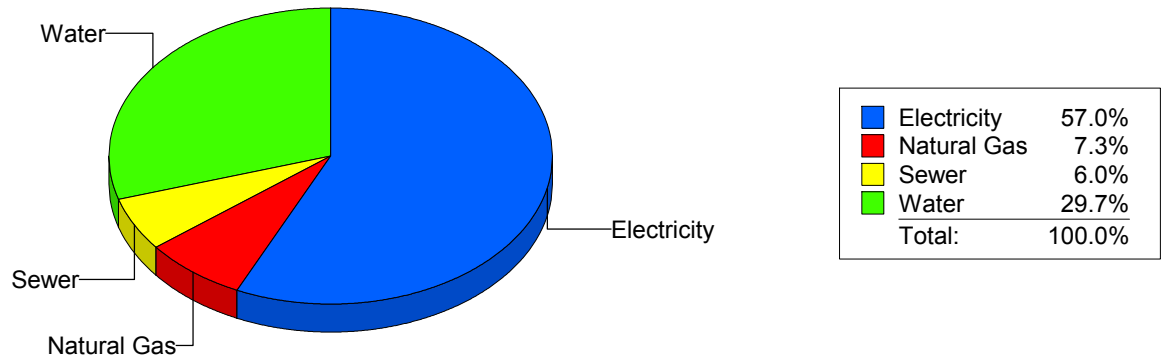
Cost Avoidance Program

Cost Summary Graph

Grouped by Energy Type

Energy Type	Use	Units	Meter Cost	Special Charges	Total Cost	Avg Unit Cost	% of Total Cost
Site: COLLINS ELEMENTARY - COLLINS ELEMENTARY							
Electricity	37,346	KWH	\$4,316.85	\$0.00	\$4,316.85	0.1156	57.02%
Natural Gas	770	CCF	\$553.83	\$0.00	\$553.83	0.7193	7.31%
Water	644	CCF	\$2,246.67	\$0.00	\$2,246.67	3.4886	29.67%
Sewer	221	CCF	\$453.81	\$0.00	\$453.81	2.0534	5.99%
Total Cost:			\$7,571.16	\$0.00	\$7,571.16		

For COLLINS ELEMENTARY



Filters: Cost Center Name Not Equal To DoNotReport; Billing Period Equal To 201311All Meter CodesAll Group Names

elpaso

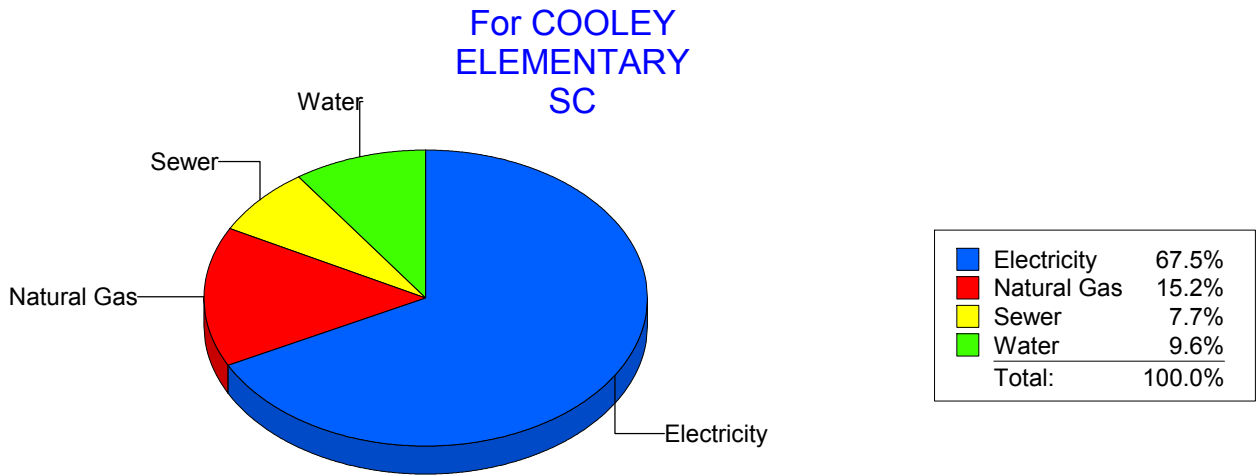
Energy CAP

Cost Avoidance Program

Cost Summary Graph

Grouped by Energy Type

Energy Type	Use	Units	Meter Cost	Special Charges	Total Cost	Avg Unit Cost	% of Total Cost
Site: COOLEY ELEMENTARY SC - COOLEY ELEMENTARY SC							
Electricity	66,800	KWH	\$6,682.23	\$0.00	\$6,682.23	0.1000	67.50%
Natural Gas	2,461	CCF	\$1,506.94	\$0.00	\$1,506.94	0.6123	15.22%
Water	291	CCF	\$953.31	\$0.00	\$953.31	3.2760	9.63%
Sewer	219	CCF	\$757.58	\$0.00	\$757.58	3.4593	7.65%
Total Cost:			\$9,900.06	\$0.00	\$9,900.06		



Filters: Cost Center Name Not Equal To DoNotReport; Billing Period Equal To 201311All Meter CodesAll Group Names

elpaso

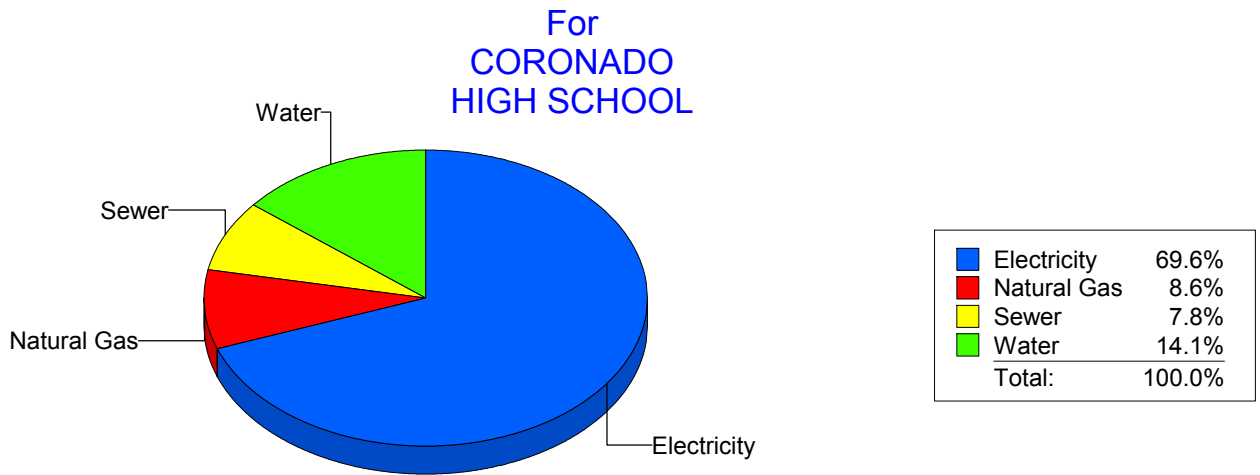
Energy CAP

Cost Avoidance Program

Cost Summary Graph

Grouped by Energy Type

Energy Type	Use	Units	Meter Cost	Special Charges	Total Cost	Avg Unit Cost	% of Total Cost
Site: CORONADO HIGH SCHOOL - CORONADO HIGH SCHOOL							
Electricity	165,801	KWH	\$16,985.75	\$0.00	\$16,985.75	0.1024	69.58%
Natural Gas	3,402	CCF	\$2,092.89	\$0.00	\$2,092.89	0.6152	8.57%
Water	2,302	CCF	\$3,438.83	\$0.00	\$3,438.83	1.4938	14.09%
Sewer	1,141	CCF	\$1,892.99	\$0.00	\$1,892.99	1.6591	7.75%
Total Cost:			\$24,410.46	\$0.00	\$24,410.46		



Filters: Cost Center Name Not Equal To DoNotReport; Billing Period Equal To 201311All Meter CodesAll Group Names

elpaso

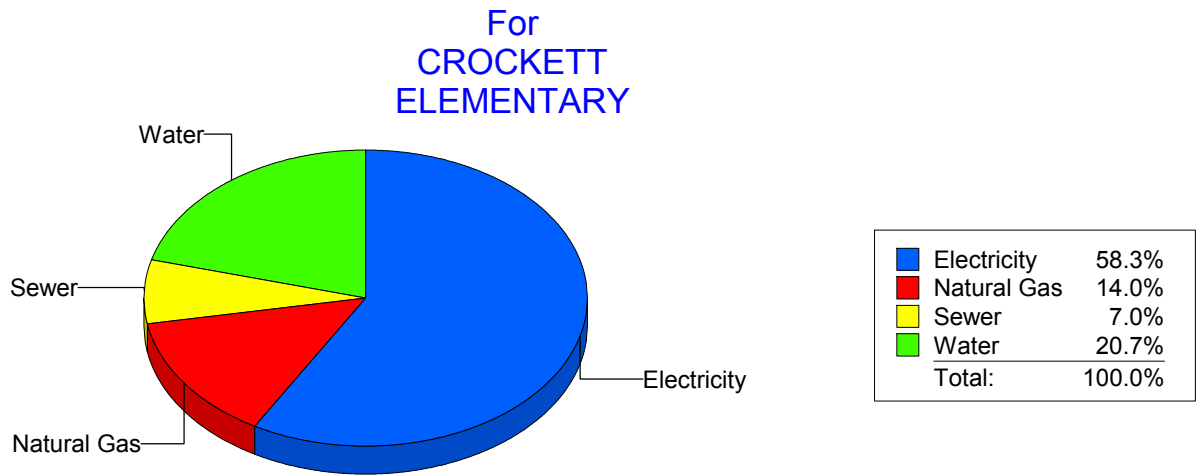
Energy CAP

Cost Avoidance Program

Cost Summary Graph

Grouped by Energy Type

Energy Type	Use	Units	Meter Cost	Special Charges	Total Cost	Avg Unit Cost	% of Total Cost
Site: CROCKETT - CROCKETT ELEMENTARY							
Electricity	24,800	KWH	\$2,642.99	\$0.00	\$2,642.99	0.1066	58.28%
Natural Gas	1,022	CCF	\$637.07	\$0.00	\$637.07	0.6234	14.05%
Water	297	CCF	\$939.22	\$0.00	\$939.22	3.1624	20.71%
Sewer	131	CCF	\$315.42	\$0.00	\$315.42	2.4078	6.96%
Total Cost:			\$4,534.70	\$0.00	\$4,534.70		



Filters: Cost Center Name Not Equal To DoNotReport; Billing Period Equal To 201311All Meter CodesAll Group Names

el Paso

Energy CAP

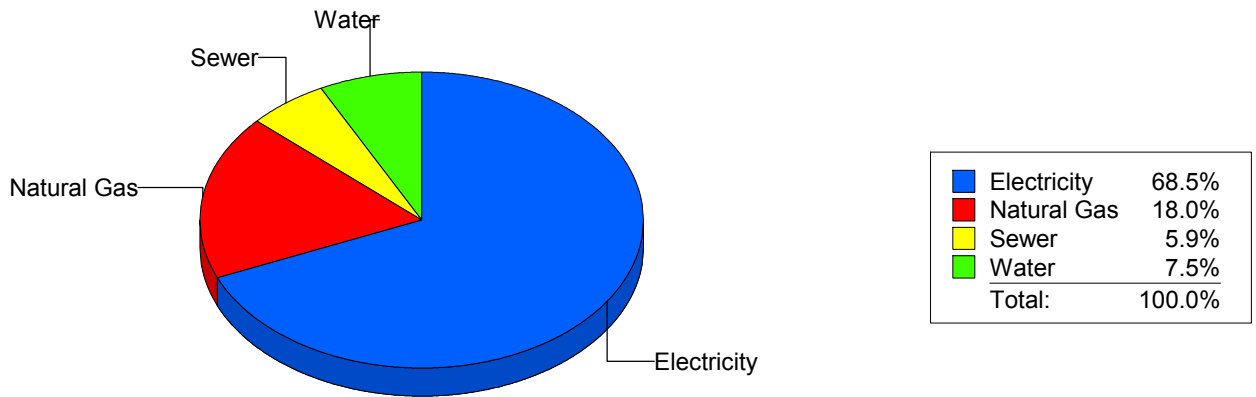
Cost Avoidance Program

Cost Summary Graph

Grouped by Energy Type

Energy Type	Use	Units	Meter Cost	Special Charges	Total Cost	Avg Unit Cost	% of Total Cost
Site: CROSBY ELEMENTARY - CROSBY ELEMENTARY							
Electricity	31,913	KWH	\$3,255.38	\$0.00	\$3,255.38	0.1020	68.54%
Natural Gas	1,302	CCF	\$855.02	\$0.00	\$855.02	0.6567	18.00%
Water	142	CCF	\$356.98	\$0.00	\$356.98	2.5139	7.52%
Sewer	107	CCF	\$282.30	\$0.00	\$282.30	2.6383	5.94%
Total Cost:			\$4,749.68	\$0.00	\$4,749.68		

For CROSBY ELEMENTARY



Filters: Cost Center Name Not Equal To DoNotReport; Billing Period Equal To 201311All Meter CodesAll Group Names

el Paso

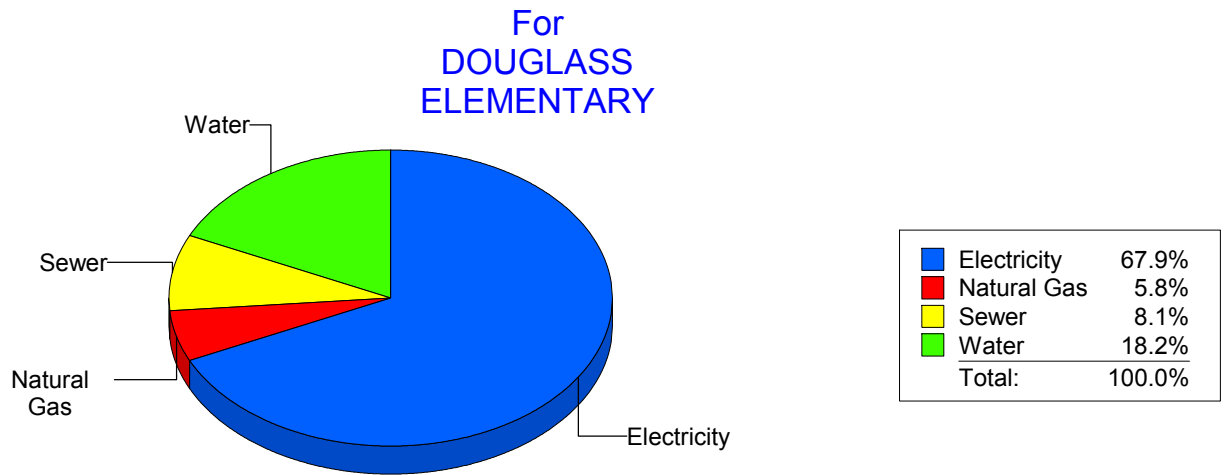
Energy CAP

Cost Avoidance Program

Cost Summary Graph

Grouped by Energy Type

Energy Type	Use	Units	Meter Cost	Special Charges	Total Cost	Avg Unit Cost	% of Total Cost
Site: DOUGLASS ELEMENTARY - DOUGLASS ELEMENTARY							
Electricity	30,826	KWH	\$3,201.74	\$0.00	\$3,201.74	0.1039	67.92%
Natural Gas	285	CCF	\$273.62	\$0.00	\$273.62	0.9601	5.80%
Water	321	CCF	\$857.11	\$0.00	\$857.11	2.6701	18.18%
Sewer	142	CCF	\$381.63	\$0.00	\$381.63	2.6875	8.10%
Total Cost:			\$4,714.10	\$0.00	\$4,714.10		



Filters: Cost Center Name Not Equal To DoNotReport; Billing Period Equal To 201311All Meter CodesAll Group Names

elpaso

Energy CAP

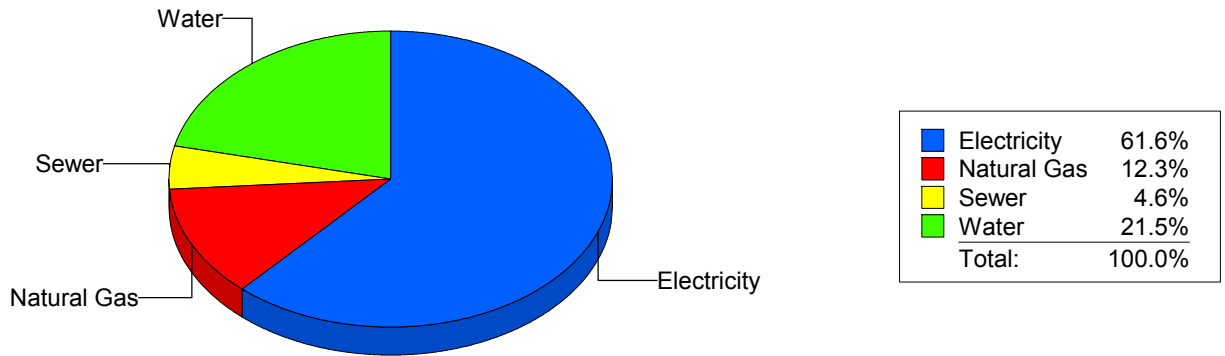
Cost Avoidance Program

Cost Summary Graph

Grouped by Energy Type

Energy Type	Use	Units	Meter Cost	Special Charges	Total Cost	Avg Unit Cost	% of Total Cost
Site: DOWELL ELEMENTARY - DOWELL ELEMENTARY							
Electricity		17,790 KWH	\$1,888.35	\$0.00	\$1,888.35	0.1061	61.61%
Natural Gas		561 CCF	\$375.69	\$0.00	\$375.69	0.6697	12.26%
Water		294 CCF	\$658.98	\$0.00	\$658.98	2.2414	21.50%
Sewer		64 CCF	\$141.83	\$0.00	\$141.83	2.2161	4.63%
Total Cost:			\$3,064.85	\$0.00	\$3,064.85		

For DOWELL ELEMENTARY



Filters: Cost Center Name Not Equal To DoNotReport; Billing Period Equal To 201311All Meter CodesAll Group Names

elpaso

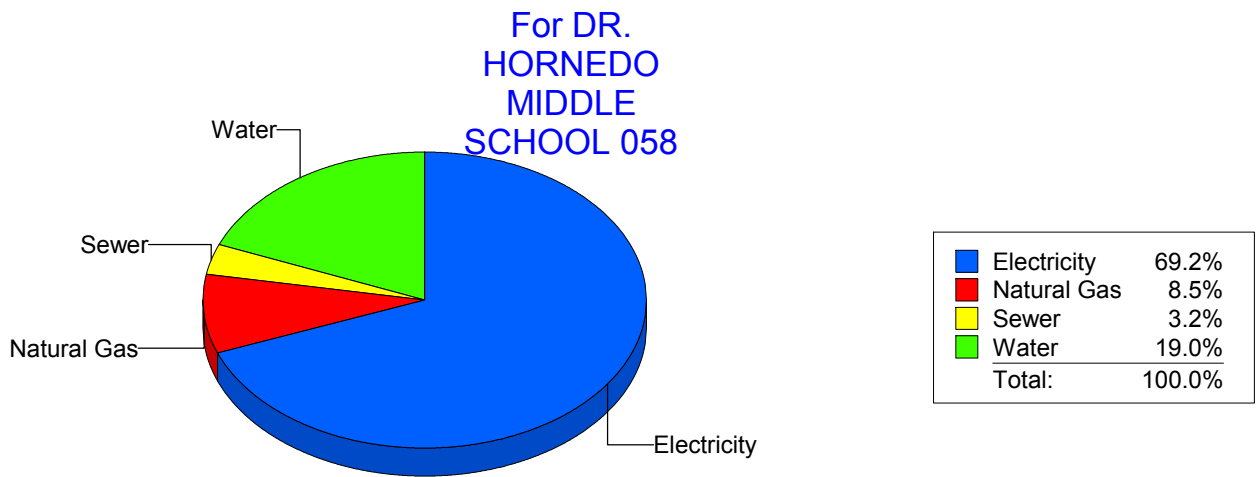
Energy CAP

Cost Avoidance Program

Cost Summary Graph

Grouped by Energy Type

Energy Type	Use	Units	Meter Cost	Special Charges	Total Cost	Avg Unit Cost	% of Total Cost
Site: DRHORNEDOMIDDLESCHOOL - DR. HORNEDO MIDDLE SCHOOL 058							
Electricity	76,800	KWH	\$7,730.79	\$0.00	\$7,730.79	0.1007	69.19%
Natural Gas	1,582	CCF	\$954.33	\$0.00	\$954.33	0.6032	8.54%
Water	585	CCF	\$2,125.66	\$0.00	\$2,125.66	3.6336	19.02%
Sewer	97	CCF	\$363.09	\$0.00	\$363.09	3.7432	3.25%
Total Cost:			\$11,173.87	\$0.00	\$11,173.87		



Filters: Cost Center Name Not Equal To DoNotReport; Billing Period Equal To 201311All Meter CodesAll Group Names

elpaso

Energy CAP

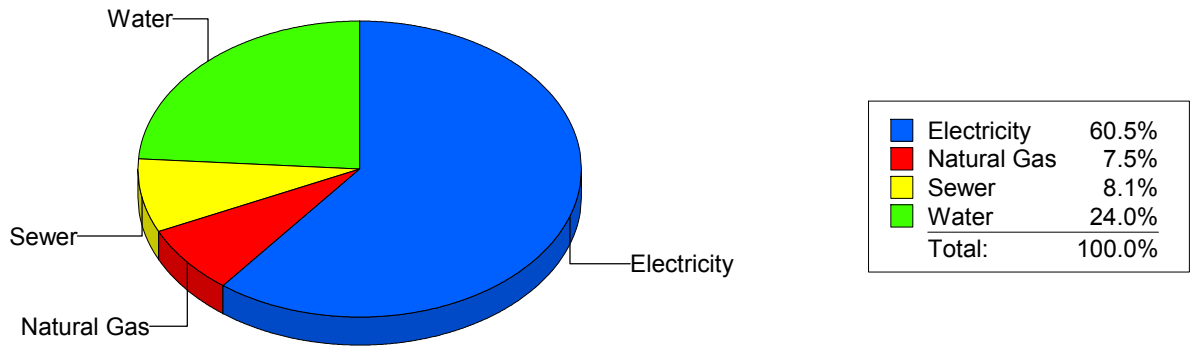
Cost Avoidance Program

Cost Summary Graph

Grouped by Energy Type

Energy Type	Use	Units	Meter Cost	Special Charges	Total Cost	Avg Unit Cost	% of Total Cost
Site: DR. L.A. NIXON ELEME - DR. L.A. NIXON ELEME							
Electricity	38,120	KWH	\$4,045.81	\$0.00	\$4,045.81	0.1061	60.47%
Natural Gas	673	CCF	\$498.87	\$0.00	\$498.87	0.7413	7.46%
Water	546	CCF	\$1,604.14	\$0.00	\$1,604.14	2.9380	23.98%
Sewer	197	CCF	\$541.52	\$0.00	\$541.52	2.7488	8.09%
Total Cost:			\$6,690.34	\$0.00	\$6,690.34		

For DR. L.A. NIXON ELEME



Filters: Cost Center Name Not Equal To DoNotReport; Billing Period Equal To 201311All Meter CodesAll Group Names

elpaso

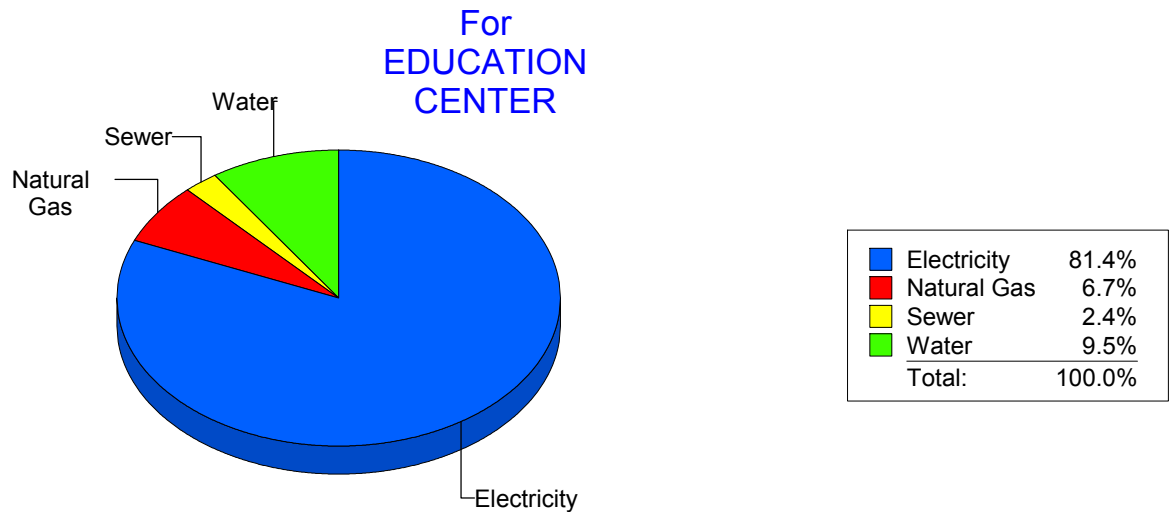
Energy CAP

Cost Avoidance Program

Cost Summary Graph

Grouped by Energy Type

Energy Type	Use	Units	Meter Cost	Special Charges	Total Cost	Avg Unit Cost	% of Total Cost
Site: EDUCATION CENTER - EDUCATION CENTER							
Electricity	240,770	KWH	\$21,704.54	\$0.00	\$21,704.54	0.0901	81.44%
Natural Gas	3,050	CCF	\$1,785.48	\$0.00	\$1,785.48	0.5854	6.70%
Water	870	CCF	\$2,527.54	\$0.00	\$2,527.54	2.9052	9.48%
Sewer	264	CCF	\$633.98	\$0.00	\$633.98	2.4014	2.38%
Total Cost:			\$26,651.54	\$0.00	\$26,651.54		



Filters: Cost Center Name Not Equal To DoNotReport; Billing Period Equal To 201311All Meter CodesAll Group Names

elpaso

Energy CAP

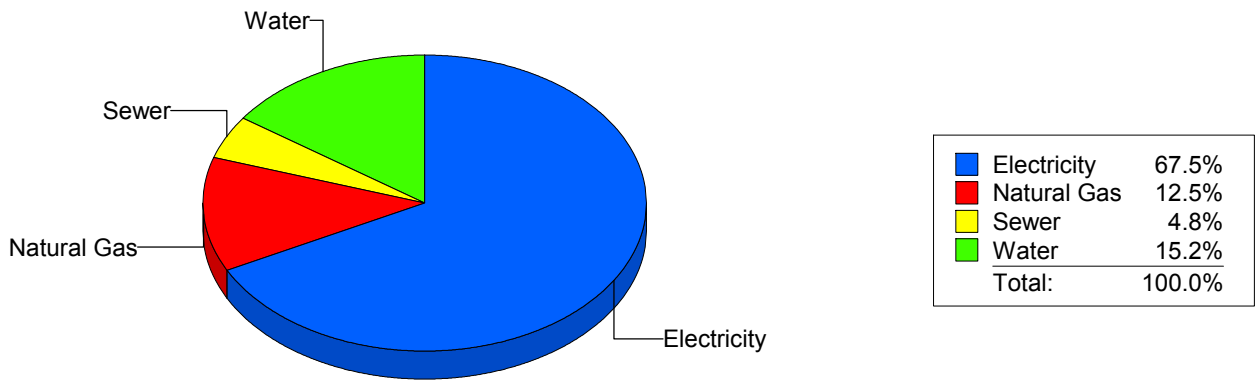
Cost Avoidance Program

Cost Summary Graph

Grouped by Energy Type

Energy Type	Use	Units	Meter Cost	Special Charges	Total Cost	Avg Unit Cost	% of Total Cost
Site: EL PASO HIGH SCHOOL - EL PASO HIGH SCHOOL							
Electricity	157,094	KWH	\$16,391.53	\$0.00	\$16,391.53	0.1043	67.51%
Natural Gas	4,779	CCF	\$3,037.78	\$0.00	\$3,037.78	0.6357	12.51%
Water	1,296	CCF	\$3,691.11	\$0.00	\$3,691.11	2.8481	15.20%
Sewer	518	CCF	\$1,160.22	\$0.00	\$1,160.22	2.2398	4.78%
Total Cost:			\$24,280.64	\$0.00	\$24,280.64		

For EL PASO HIGH SCHOOL



Filters: Cost Center Name Not Equal To DoNotReport; Billing Period Equal To 201311All Meter CodesAll Group Names

el Paso

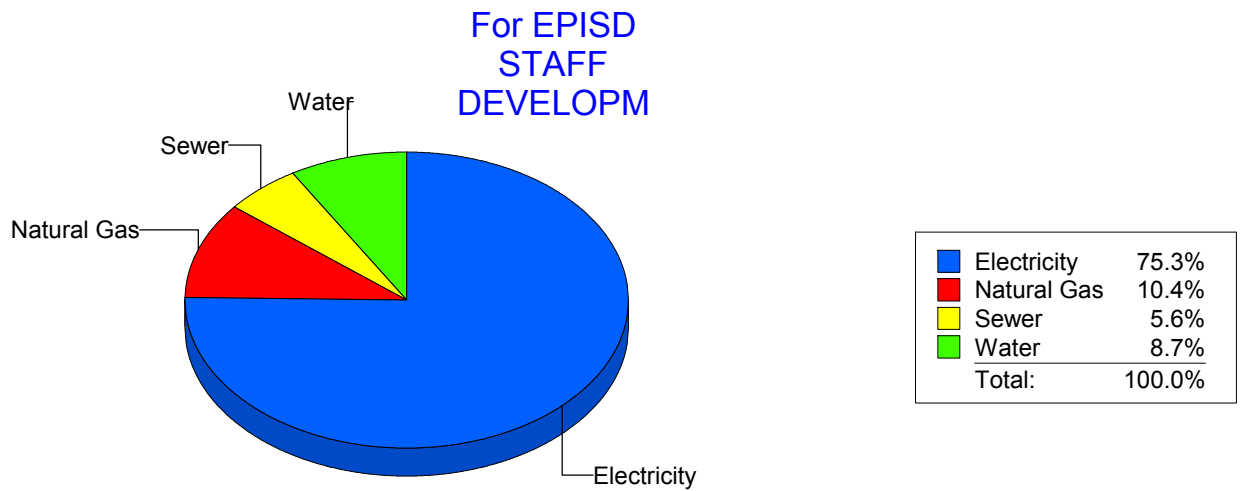
Energy CAP

Cost Avoidance Program

Cost Summary Graph

Grouped by Energy Type

Energy Type	Use	Units	Meter Cost	Special Charges	Total Cost	Avg Unit Cost	% of Total Cost
Site: EPISD STAFF DEVELOPM - EPISD STAFF DEVELOPM							
Electricity	11,400	KWH	\$1,151.34	\$0.00	\$1,151.34	0.1010	75.33%
Natural Gas	190	CCF	\$159.39	\$0.00	\$159.39	0.8389	10.43%
Water	39	CCF	\$132.32	\$0.00	\$132.32	3.3928	8.66%
Sewer	23	CCF	\$85.25	\$0.00	\$85.25	3.7065	5.58%
Total Cost:			\$1,528.30	\$0.00	\$1,528.30		



Filters: Cost Center Name Not Equal To DoNotReport; Billing Period Equal To 201311All Meter CodesAll Group Names

elpaso

Energy CAP

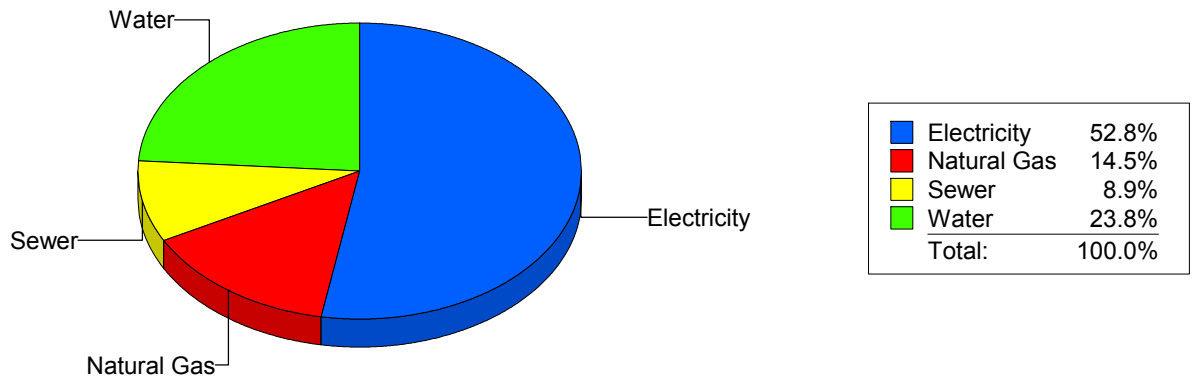
Cost Avoidance Program

Cost Summary Graph

Grouped by Energy Type

Energy Type	Use	Units	Meter Cost	Special Charges	Total Cost	Avg Unit Cost	% of Total Cost
Site: FANNIN ELEMENTARY - FANNIN ELEMENTARY							
Electricity	20,431	KWH	\$2,354.73	\$0.00	\$2,354.73	0.1153	52.83%
Natural Gas	836	CCF	\$646.80	\$0.00	\$646.80	0.7737	14.51%
Water	393	CCF	\$1,058.58	\$0.00	\$1,058.58	2.6936	23.75%
Sewer	131	CCF	\$396.93	\$0.00	\$396.93	3.0300	8.91%
Total Cost:			\$4,457.04	\$0.00	\$4,457.04		

For FANNIN ELEMENTARY



Filters: Cost Center Name Not Equal To DoNotReport; Billing Period Equal To 201311All Meter CodesAll Group Names

el paso

Energy CAP

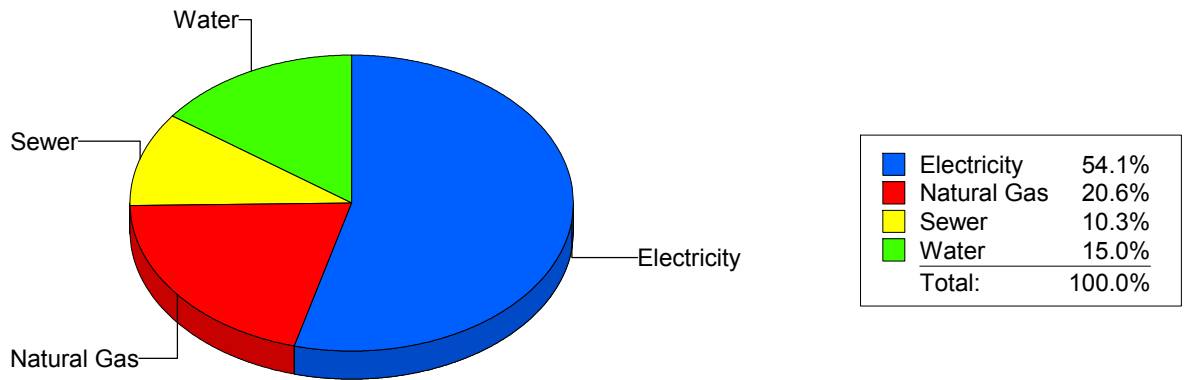
Cost Avoidance Program

Cost Summary Graph

Grouped by Energy Type

Energy Type	Use	Units	Meter Cost	Special Charges	Total Cost	Avg Unit Cost	% of Total Cost
Site: FINE ARTS/MULTIMEDIA - FINE ARTS/MULTIMEDIA							
Electricity	10,846	KWH	\$1,162.70	\$0.00	\$1,162.70	0.1072	54.11%
Natural Gas	678	CCF	\$442.18	\$0.00	\$442.18	0.6522	20.58%
Water	163	CCF	\$322.01	\$0.00	\$322.01	1.9755	14.99%
Sewer	112	CCF	\$221.88	\$0.00	\$221.88	1.9811	10.33%
Total Cost:			\$2,148.77	\$0.00	\$2,148.77		

For FINE ARTS/MULTIMEDIA



Filters: Cost Center Name Not Equal To DoNotReport; Billing Period Equal To 201311All Meter CodesAll Group Names

elpaso

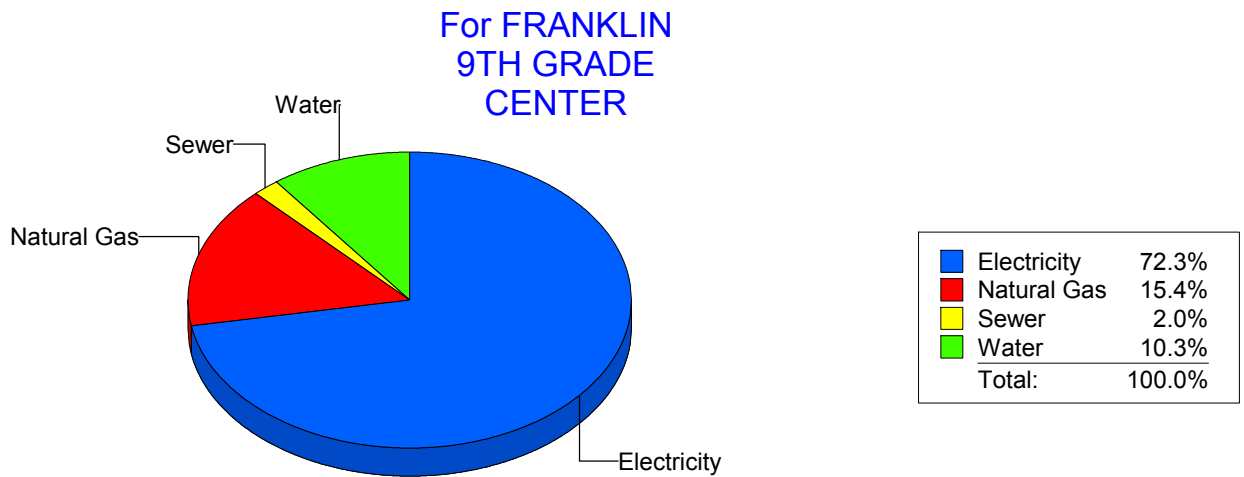
Energy CAP

Cost Avoidance Program

Cost Summary Graph

Grouped by Energy Type

Energy Type	Use	Units	Meter Cost	Special Charges	Total Cost	Avg Unit Cost	% of Total Cost
Site: FRANKLIN9THGRADECENTER - FRANKLIN 9TH GRADE CENTER							
Electricity	121,000	KWH	\$12,938.90	\$0.00	\$12,938.90	0.1069	72.33%
Natural Gas	4,777	CCF	\$2,746.26	\$0.00	\$2,746.26	0.5749	15.35%
Water	1,417	CCF	\$1,844.07	\$0.00	\$1,844.07	1.3014	10.31%
Sewer	95	CCF	\$360.33	\$0.00	\$360.33	3.7929	2.01%
Total Cost:			\$17,889.56	\$0.00	\$17,889.56		



Filters: Cost Center Name Not Equal To DoNotReport; Billing Period Equal To 201311All Meter CodesAll Group Names

elpaso

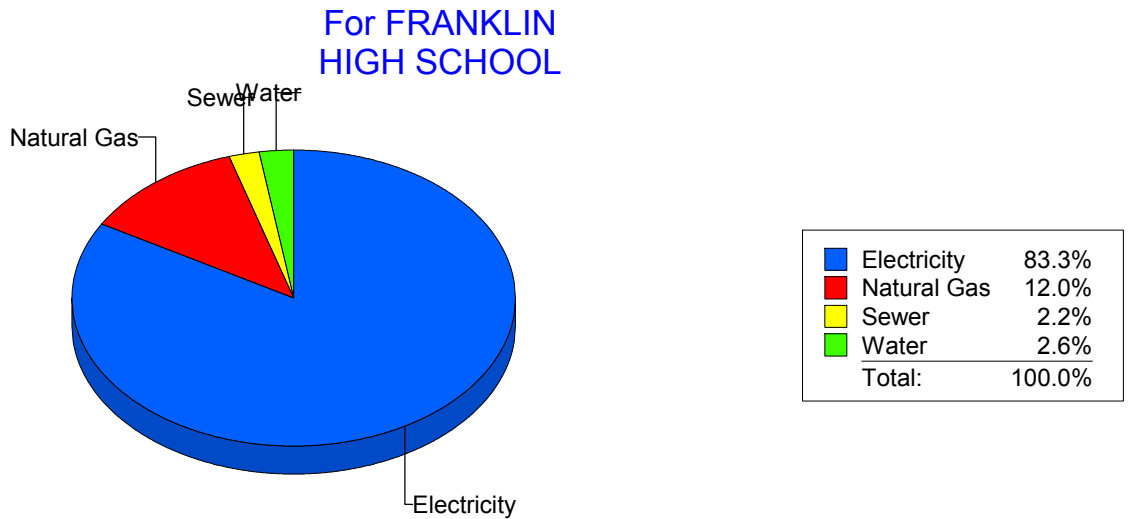
Energy CAP

Cost Avoidance Program

Cost Summary Graph

Grouped by Energy Type

Energy Type	Use	Units	Meter Cost	Special Charges	Total Cost	Avg Unit Cost	% of Total Cost
Site: FRANKLIN HIGH SCHOOL - FRANKLIN HIGH SCHOOL							
Electricity	265,635	KWH	\$24,826.35	\$0.00	\$24,826.35	0.0935	83.30%
Natural Gas	6,156	CCF	\$3,568.50	\$0.00	\$3,568.50	0.5797	11.97%
Water	328	CCF	\$760.25	\$0.00	\$760.25	2.3178	2.55%
Sewer	303	CCF	\$647.37	\$0.00	\$647.37	2.1365	2.17%
Total Cost:			\$29,802.47	\$0.00	\$29,802.47		



Filters: Cost Center Name Not Equal To DoNotReport; Billing Period Equal To 201311All Meter CodesAll Group Names

el paso

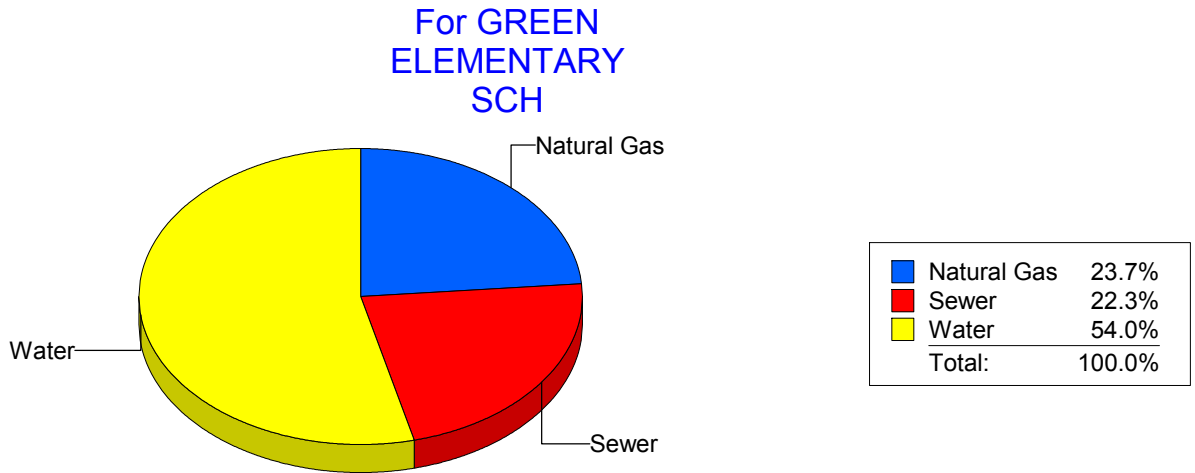
Energy CAP

Cost Avoidance Program

Cost Summary Graph

Grouped by Energy Type

Energy Type	Use	Units	Meter Cost	Special Charges	Total Cost	Avg Unit Cost	% of Total Cost
Site: GREEN ELEMENTARY SCH - GREEN ELEMENTARY SCH							
Natural Gas		761 CCF	\$548.74	\$0.00	\$548.74	0.7211	23.68%
Water		408 CCF	\$1,251.70	\$0.00	\$1,251.70	3.0679	54.00%
Sewer		160 CCF	\$517.35	\$0.00	\$517.35	3.2334	22.32%
Total Cost:			\$2,317.79	\$0.00	\$2,317.79		



Filters: Cost Center Name Not Equal To DoNotReport; Billing Period Equal To 201311All Meter CodesAll Group Names

elpaso

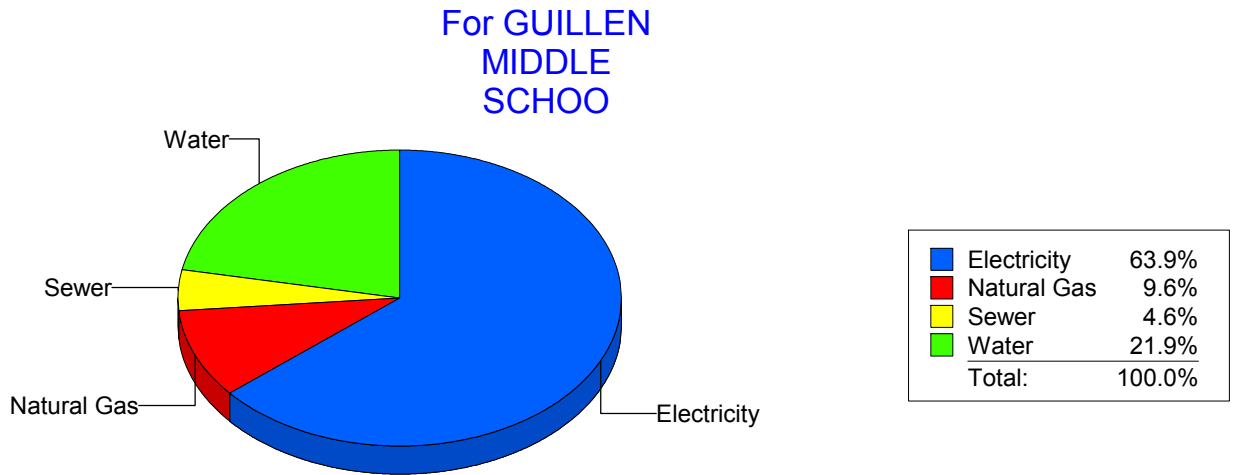
Energy CAP

Cost Avoidance Program

Cost Summary Graph

Grouped by Energy Type

Energy Type	Use	Units	Meter Cost	Special Charges	Total Cost	Avg Unit Cost	% of Total Cost
Site: GUILLEN MIDDLE SCHOO - GUILLEN MIDDLE SCHOO							
Electricity	82,731	KWH	\$8,419.55	\$0.00	\$8,419.55	0.1018	63.93%
Natural Gas	2,019	CCF	\$1,260.01	\$0.00	\$1,260.01	0.6241	9.57%
Water	953	CCF	\$2,878.72	\$0.00	\$2,878.72	3.0207	21.86%
Sewer	287	CCF	\$612.21	\$0.00	\$612.21	2.1331	4.65%
Total Cost:			\$13,170.49	\$0.00	\$13,170.49		



Filters: Cost Center Name Not Equal To DoNotReport; Billing Period Equal To 201311All Meter CodesAll Group Names

elpaso

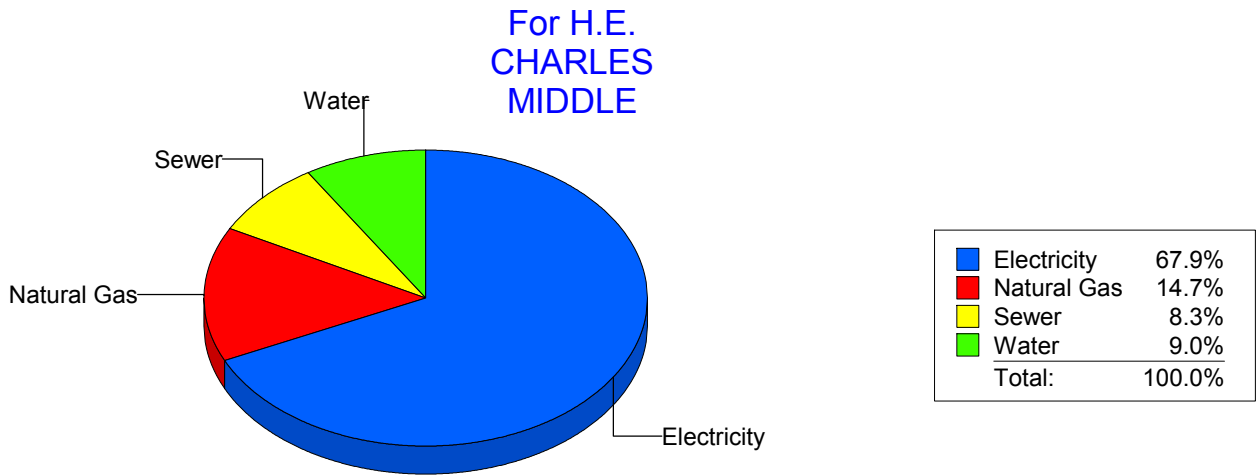
Energy CAP

Cost Avoidance Program

Cost Summary Graph

Grouped by Energy Type

Energy Type	Use	Units	Meter Cost	Special Charges	Total Cost	Avg Unit Cost	% of Total Cost
Site: H.E. CHARLES MIDDLE - H.E. CHARLES MIDDLE							
Electricity	67,645	KWH	\$7,219.12	\$0.00	\$7,219.12	0.1067	67.92%
Natural Gas	2,564	CCF	\$1,564.80	\$0.00	\$1,564.80	0.6103	14.72%
Water	465	CCF	\$958.25	\$0.00	\$958.25	2.0608	9.02%
Sewer	476	CCF	\$886.11	\$0.00	\$886.11	1.8616	8.34%
Total Cost:			\$10,628.28	\$0.00	\$10,628.28		



Filters: Cost Center Name Not Equal To DoNotReport; Billing Period Equal To 201311All Meter CodesAll Group Names

elpaso

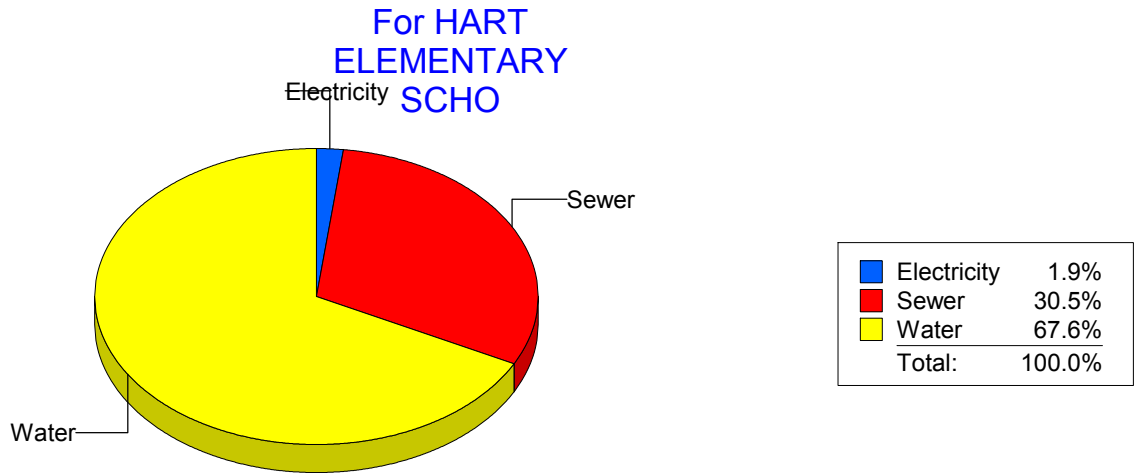
Energy CAP

Cost Avoidance Program

Cost Summary Graph

Grouped by Energy Type

Energy Type	Use	Units	Meter Cost	Special Charges	Total Cost	Avg Unit Cost	% of Total Cost
Site: HART ELEMENTARY SCHO - HART ELEMENTARY SCHO							
Electricity		11 KWH	\$17.87	\$0.00	\$17.87	1.6245	1.90%
Water		220 CCF	\$634.32	\$0.00	\$634.32	2.8833	67.56%
Sewer		92 CCF	\$286.72	\$0.00	\$286.72	3.1165	30.54%
Total Cost:			\$938.91	\$0.00	\$938.91		



Filters: Cost Center Name Not Equal To DoNotReport; Billing Period Equal To 201311All Meter CodesAll Group Names

elpaso

Energy CAP

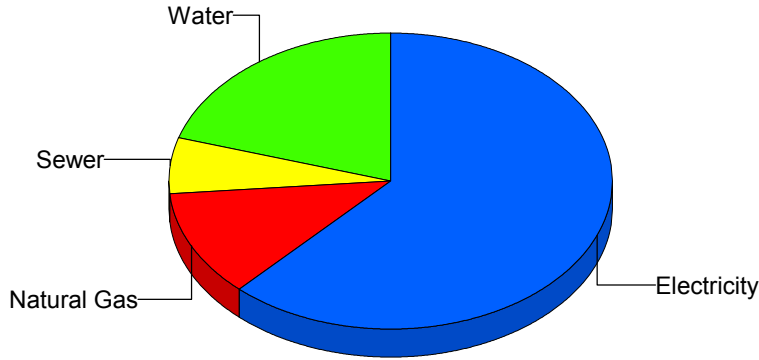
Cost Avoidance Program

Cost Summary Graph

Grouped by Energy Type

Energy Type	Use	Units	Meter Cost	Special Charges	Total Cost	Avg Unit Cost	% of Total Cost
Site: HAWKINS ELEMENTARY S - HAWKINS ELEMENTARY S							
Electricity	20,761	KWH	\$2,064.14	\$0.00	\$2,064.14	0.0994	62.02%
Natural Gas	576	CCF	\$384.40	\$0.00	\$384.40	0.6674	11.55%
Water	169	CCF	\$672.05	\$0.00	\$672.05	3.9766	20.19%
Sewer	53	CCF	\$207.78	\$0.00	\$207.78	3.9204	6.24%
Total Cost:			\$3,328.37	\$0.00	\$3,328.37		

For HAWKINS
ELEMENTARY
S



Electricity	62.0%
Natural Gas	11.5%
Sewer	6.2%
Water	20.2%
Total:	100.0%

Filters: Cost Center Name Not Equal To DoNotReport; Billing Period Equal To 201311All Meter CodesAll Group Names

elpaso

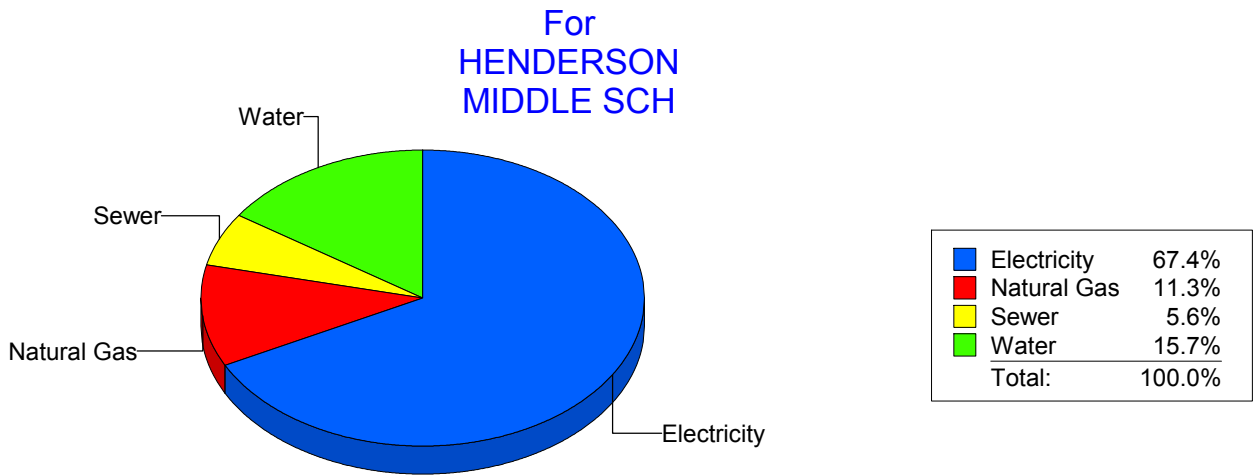
Energy CAP

Cost Avoidance Program

Cost Summary Graph

Grouped by Energy Type

Energy Type	Use	Units	Meter Cost	Special Charges	Total Cost	Avg Unit Cost	% of Total Cost
Site: HENDERSON MIDDLE SCH - HENDERSON MIDDLE SCH							
Electricity	37,884	KWH	\$4,205.97	\$0.00	\$4,205.97	0.1110	67.40%
Natural Gas	1,147	CCF	\$707.89	\$0.00	\$707.89	0.6172	11.34%
Water	441	CCF	\$977.48	\$0.00	\$977.48	2.2165	15.66%
Sewer	204	CCF	\$348.84	\$0.00	\$348.84	1.7100	5.59%
Total Cost:			\$6,240.18	\$0.00	\$6,240.18		



Filters: Cost Center Name Not Equal To DoNotReport; Billing Period Equal To 201311All Meter CodesAll Group Names

el Paso


Energy CAP

Cost Avoidance Program

Cost Summary Graph

Grouped by Energy Type

Energy Type	Use	Units	Meter Cost	Special Charges	Total Cost	Avg Unit Cost	% of Total Cost
Site: HERCULES COTTAGES - HERCULES COTTAGES							
Electricity	4,294	KWH	\$651.77	\$0.00	\$651.77	0.1518	61.06%
Natural Gas	41	CCF	\$316.89	\$0.00	\$316.89	7.7290	29.69%
Water	5	CCF	\$42.51	\$0.00	\$42.51	8.5020	3.98%
Sewer	16	CCF	\$56.25	\$0.00	\$56.25	3.5156	5.27%
Total Cost:			\$1,067.42	\$0.00	\$1,067.42		



Filters: Cost Center Name Not Equal To DoNotReport; Billing Period Equal To 201311All Meter CodesAll Group Names

elpaso

Energy CAP

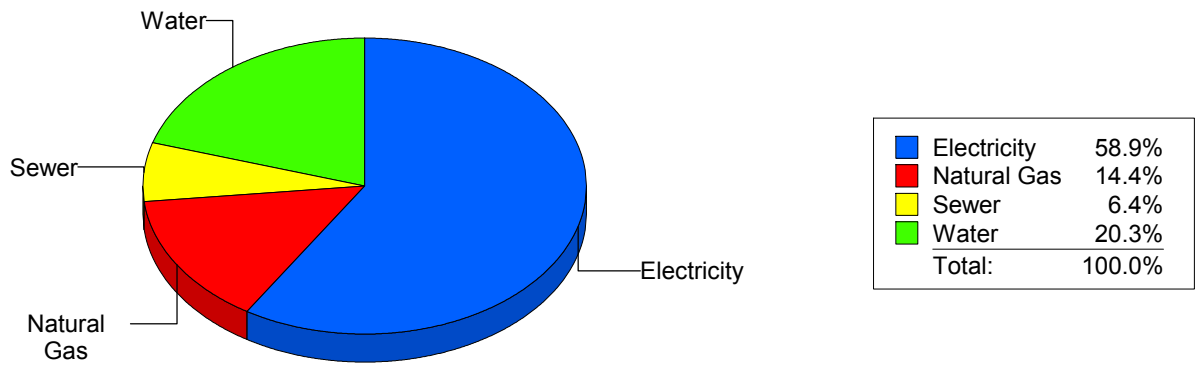
Cost Avoidance Program

Cost Summary Graph

Grouped by Energy Type

Energy Type	Use	Units	Meter Cost	Special Charges	Total Cost	Avg Unit Cost	% of Total Cost
Site: HERRERA - HERRERA ELEMENTARY							
Electricity	55,200	KWH	\$5,407.78	\$0.00	\$5,407.78	0.0980	58.87%
Natural Gas	2,231	CCF	\$1,322.01	\$0.00	\$1,322.01	0.5926	14.39%
Water	540	CCF	\$1,864.66	\$0.00	\$1,864.66	3.4531	20.30%
Sewer	262	CCF	\$590.79	\$0.00	\$590.79	2.2549	6.43%
Total Cost:			\$9,185.24	\$0.00	\$9,185.24		

For HERRERA ELEMENTARY



Filters: Cost Center Name Not Equal To DoNotReport; Billing Period Equal To 201311All Meter CodesAll Group Names

elpaso

Energy CAP

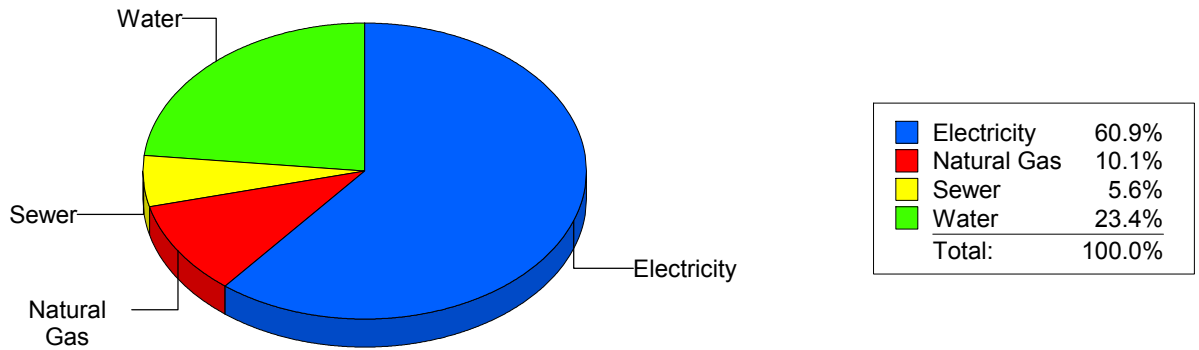
Cost Avoidance Program

Cost Summary Graph

Grouped by Energy Type

Energy Type	Use	Units	Meter Cost	Special Charges	Total Cost	Avg Unit Cost	% of Total Cost
Site: HILLSIDE ELEMENTARY - HILLSIDE ELEMENTARY							
Electricity	31,564	KWH	\$3,822.25	\$0.00	\$3,822.25	0.1211	60.93%
Natural Gas	713	CCF	\$630.98	\$0.00	\$630.98	0.8850	10.06%
Water	390	CCF	\$1,465.54	\$0.00	\$1,465.54	3.7578	23.36%
Sewer	100	CCF	\$354.15	\$0.00	\$354.15	3.5415	5.65%
Total Cost:			\$6,272.92	\$0.00	\$6,272.92		

For HILLSIDE ELEMENTARY



Filters: Cost Center Name Not Equal To DoNotReport; Billing Period Equal To 201311All Meter CodesAll Group Names

elpaso

Energy CAP

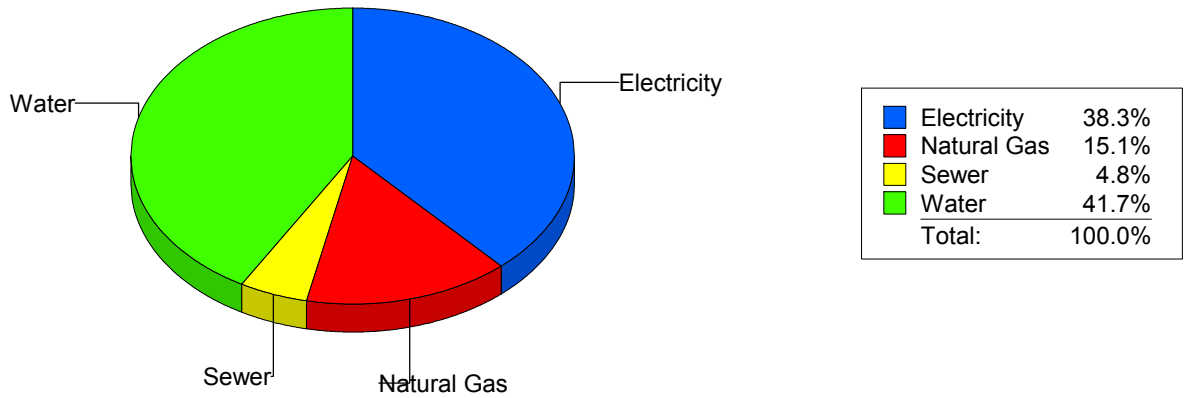
Cost Avoidance Program

Cost Summary Graph

Grouped by Energy Type

Energy Type	Use	Units	Meter Cost	Special Charges	Total Cost	Avg Unit Cost	% of Total Cost
Site: HOUSTON INTERMEDIATE - HOUSTON INTERMEDIATE							
Electricity	30,245	KWH	\$2,888.56	\$0.00	\$2,888.56	0.0955	38.34%
Natural Gas	1,709	CCF	\$1,136.50	\$0.00	\$1,136.50	0.6650	15.08%
Water	712	CCF	\$3,144.66	\$0.00	\$3,144.66	4.4167	41.74%
Sewer	100	CCF	\$365.08	\$0.00	\$365.08	3.6508	4.85%
Total Cost:			\$7,534.80	\$0.00	\$7,534.80		

For HOUSTON INTERMEDIATE



Filters: Cost Center Name Not Equal To DoNotReport; Billing Period Equal To 201311All Meter CodesAll Group Names

elpaso

Energy CAP

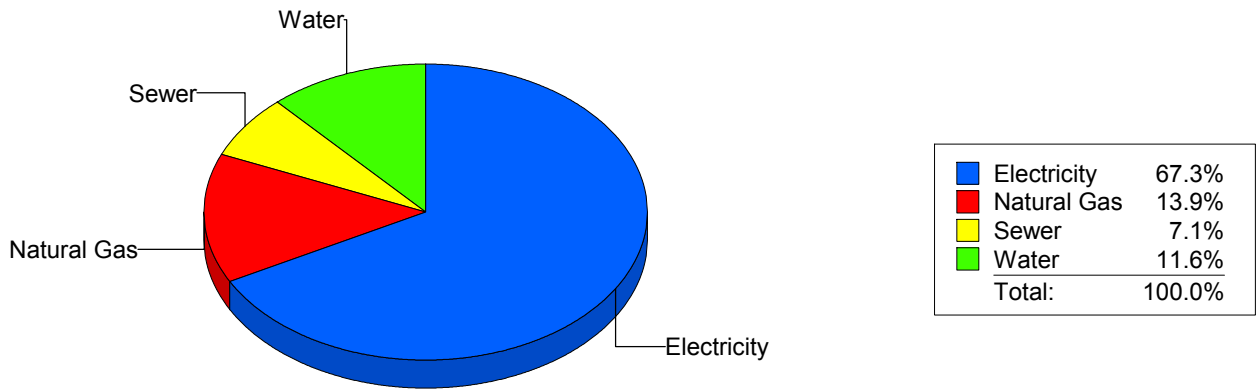
Cost Avoidance Program

Cost Summary Graph

Grouped by Energy Type

Energy Type	Use	Units	Meter Cost	Special Charges	Total Cost	Avg Unit Cost	% of Total Cost
Site: MOYE - HR MOYE							
Electricity	54,600	KWH	\$6,097.13	\$0.00	\$6,097.13	0.1117	67.33%
Natural Gas	2,124	CCF	\$1,261.38	\$0.00	\$1,261.38	0.5939	13.93%
Water	296	CCF	\$1,051.72	\$0.00	\$1,051.72	3.5531	11.61%
Sewer	302	CCF	\$645.99	\$0.00	\$645.99	2.1390	7.13%
Total Cost:			\$9,056.22	\$0.00	\$9,056.22		

For HR MOYE



Filters: Cost Center Name Not Equal To DoNotReport; Billing Period Equal To 201311All Meter CodesAll Group Names

elpaso

Energy CAP

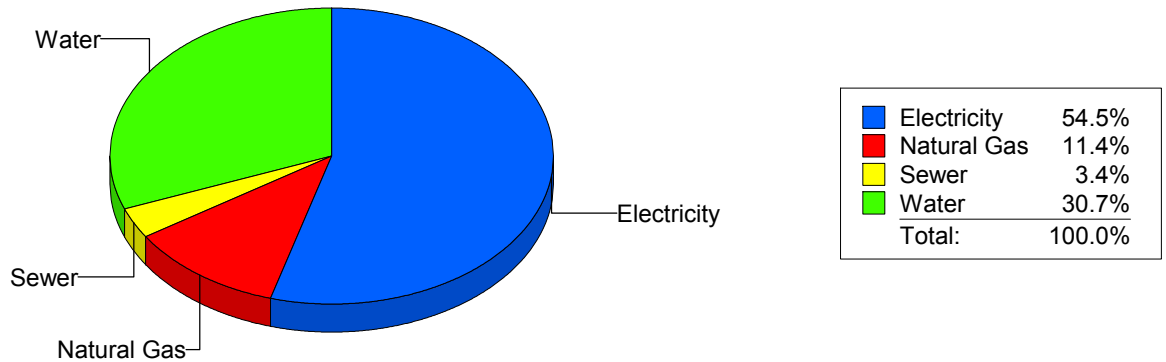
Cost Avoidance Program

Cost Summary Graph

Grouped by Energy Type

Energy Type	Use	Units	Meter Cost	Special Charges	Total Cost	Avg Unit Cost	% of Total Cost
Site: HUGHEY ELEMENTARY SC - HUGHEY ELEMENTARY SC							
Electricity	30,142	KWH	\$3,314.16	\$0.00	\$3,314.16	0.1100	54.47%
Natural Gas	923	CCF	\$691.52	\$0.00	\$691.52	0.7492	11.37%
Water	389	CCF	\$1,869.07	\$0.00	\$1,869.07	4.8048	30.72%
Sewer	54	CCF	\$209.16	\$0.00	\$209.16	3.8733	3.44%
Total Cost:			\$6,083.91	\$0.00	\$6,083.91		

For HUGHEY
ELEMENTARY
SC



Filters: Cost Center Name Not Equal To DoNotReport; Billing Period Equal To 201311All Meter CodesAll Group Names

elpaso

Energy CAP

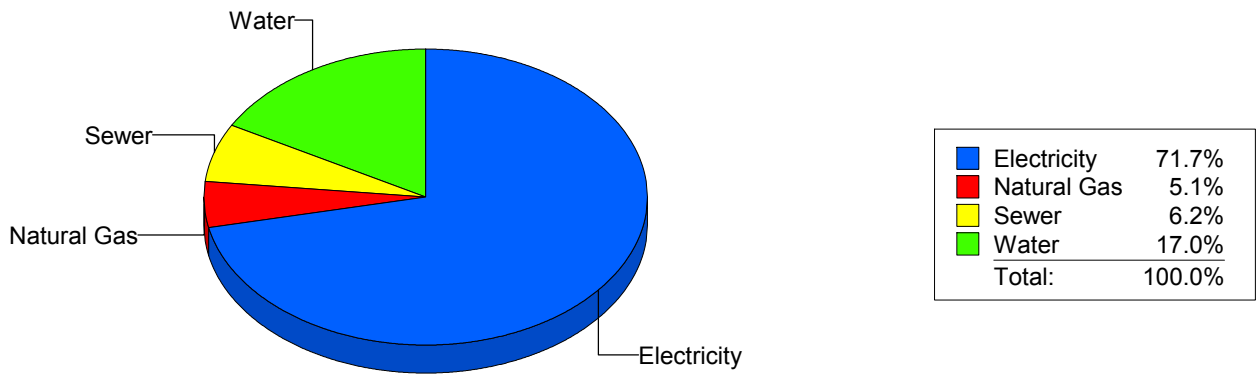
Cost Avoidance Program

Cost Summary Graph

Grouped by Energy Type

Energy Type	Use	Units	Meter Cost	Special Charges	Total Cost	Avg Unit Cost	% of Total Cost
Site: IRVIN HIGH SCHOOL - IRVIN HIGH SCHOOL							
Electricity	104,602	KWH	\$10,016.95	\$0.00	\$10,016.95	0.0958	71.67%
Natural Gas	1,057	CCF	\$716.42	\$0.00	\$716.42	0.6778	5.13%
Water	1,105	CCF	\$2,382.83	\$0.00	\$2,382.83	2.1564	17.05%
Sewer	515	CCF	\$859.53	\$0.00	\$859.53	1.6690	6.15%
Total Cost:			\$13,975.73	\$0.00	\$13,975.73		

For IRVIN HIGH SCHOOL



Filters: Cost Center Name Not Equal To DoNotReport; Billing Period Equal To 201311All Meter CodesAll Group Names

el Paso

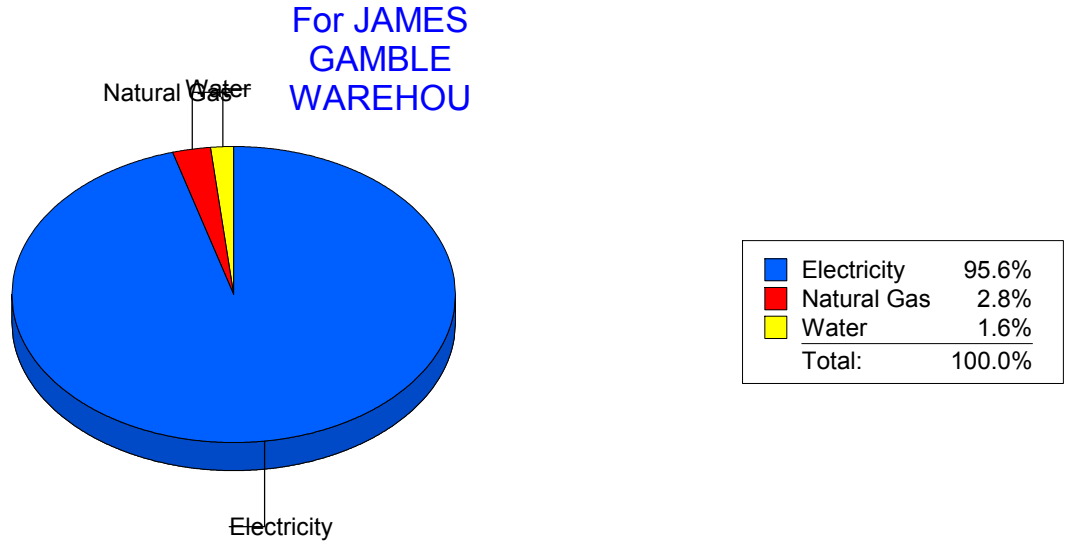
Energy CAP

Cost Avoidance Program

Cost Summary Graph

Grouped by Energy Type

Energy Type	Use	Units	Meter Cost	Special Charges	Total Cost	Avg Unit Cost	% of Total Cost
Site: JAMES GAMBLE WAREHOU - JAMES GAMBLE WAREHOU							
Electricity	23,200	KWH	\$2,370.51	\$0.00	\$2,370.51	0.1022	95.58%
Natural Gas	23	CCF	\$70.43	\$0.00	\$70.43	3.0622	2.84%
Water	0	CCF	\$39.32	\$0.00	\$39.32	0.0000	1.59%
Total Cost:			\$2,480.26	\$0.00	\$2,480.26		



Filters: Cost Center Name Not Equal To DoNotReport; Billing Period Equal To 201311All Meter CodesAll Group Names

elpaso

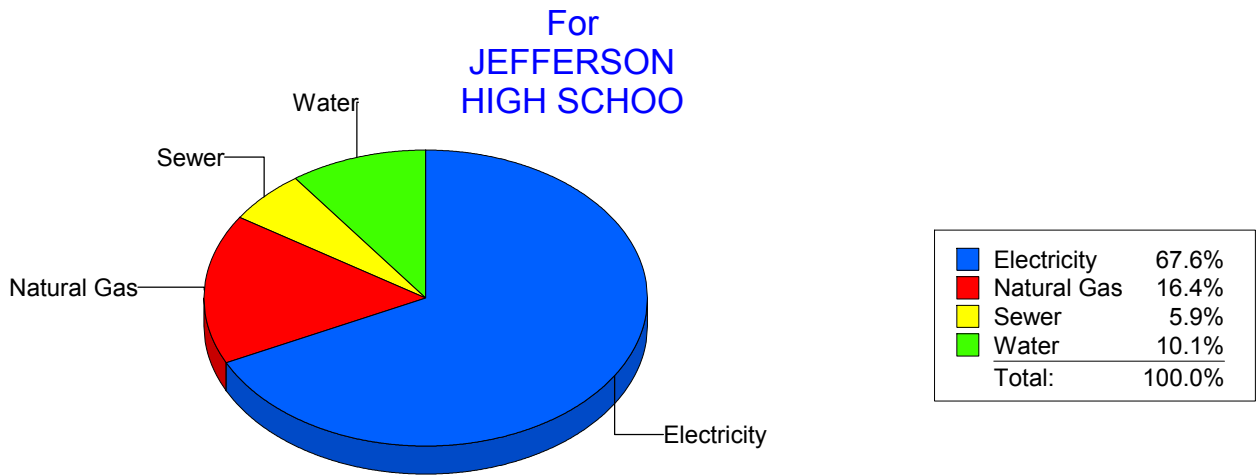
Energy CAP

Cost Avoidance Program

Cost Summary Graph

Grouped by Energy Type

Energy Type	Use	Units	Meter Cost	Special Charges	Total Cost	Avg Unit Cost	% of Total Cost
Site: JEFFERSON HIGH SCHOOL - JEFFERSON HIGH SCHOOL							
Electricity	91,331	KWH	\$9,428.65	\$0.00	\$9,428.65	0.1032	67.64%
Natural Gas	3,258	CCF	\$2,289.03	\$0.00	\$2,289.03	0.7026	16.42%
Water	626	CCF	\$1,405.89	\$0.00	\$1,405.89	2.2458	10.09%
Sewer	321	CCF	\$815.65	\$0.00	\$815.65	2.5410	5.85%
Total Cost:			\$13,939.22	\$0.00	\$13,939.22		



Filters: Cost Center Name Not Equal To DoNotReport; Billing Period Equal To 201311All Meter CodesAll Group Names

elpaso

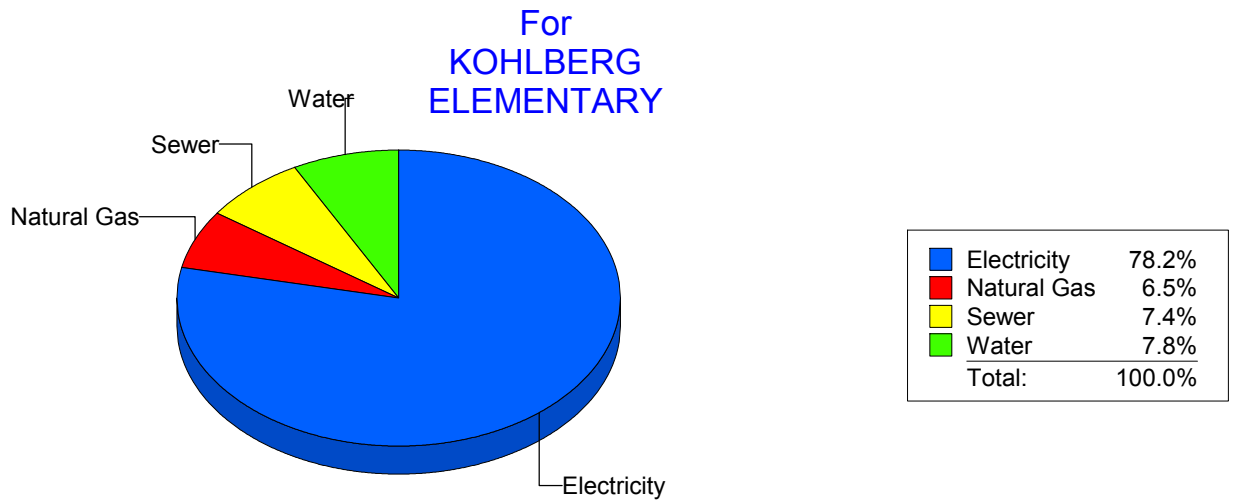
Energy CAP

Cost Avoidance Program

Cost Summary Graph

Grouped by Energy Type

Energy Type	Use	Units	Meter Cost	Special Charges	Total Cost	Avg Unit Cost	% of Total Cost
Site: KOHLBERG ELEMENTARY - KOHLBERG ELEMENTARY							
Electricity	44,380	KWH	\$4,863.85	\$0.00	\$4,863.85	0.1096	78.21%
Natural Gas	522	CCF	\$406.45	\$0.00	\$406.45	0.7786	6.54%
Water	180	CCF	\$485.55	\$0.00	\$485.55	2.6975	7.81%
Sewer	189	CCF	\$463.16	\$0.00	\$463.16	2.4506	7.45%
Total Cost:			\$6,219.01	\$0.00	\$6,219.01		



Filters: Cost Center Name Not Equal To DoNotReport; Billing Period Equal To 201311All Meter CodesAll Group Names

elpaso

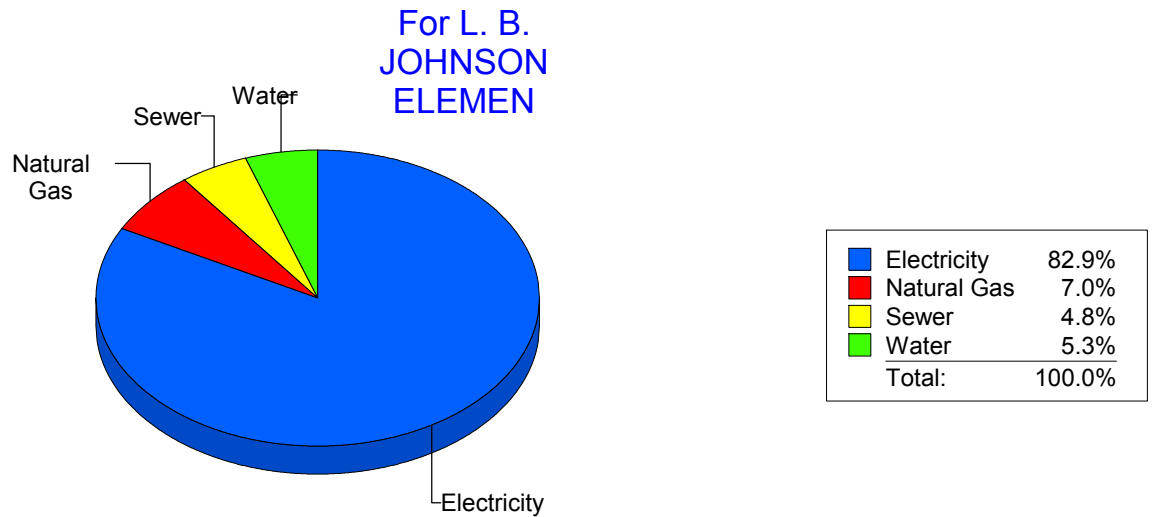
Energy CAP

Cost Avoidance Program

Cost Summary Graph

Grouped by Energy Type

Energy Type	Use	Units	Meter Cost	Special Charges	Total Cost	Avg Unit Cost	% of Total Cost
Site: L. B. JOHNSON ELEMEN - L. B. JOHNSON ELEMEN							
Electricity	50,850	KWH	\$5,900.90	\$0.00	\$5,900.90	0.1160	82.86%
Natural Gas	670	CCF	\$497.18	\$0.00	\$497.18	0.7421	6.98%
Water	156	CCF	\$378.75	\$0.00	\$378.75	2.4279	5.32%
Sewer	142	CCF	\$344.79	\$0.00	\$344.79	2.4281	4.84%
Total Cost:			\$7,121.62	\$0.00	\$7,121.62		



Filters: Cost Center Name Not Equal To DoNotReport; Billing Period Equal To 201311All Meter CodesAll Group Names

elpaso

Energy CAP

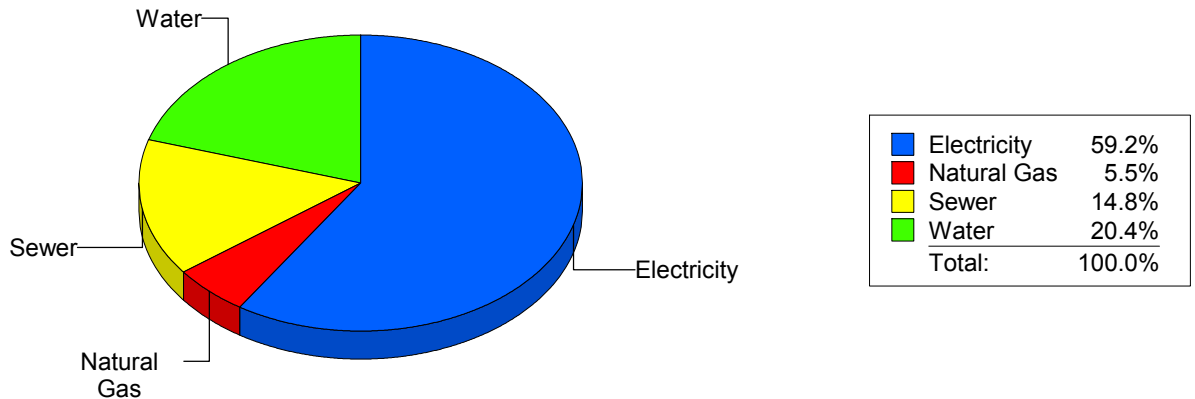
Cost Avoidance Program

Cost Summary Graph

Grouped by Energy Type

Energy Type	Use	Units	Meter Cost	Special Charges	Total Cost	Avg Unit Cost	% of Total Cost
Site: LAMAR ELEMENTARY SCH - LAMAR ELEMENTARY SCH							
Electricity	29,700	KWH	\$3,038.06	\$0.00	\$3,038.06	0.1023	59.21%
Natural Gas	207	CCF	\$284.44	\$0.00	\$284.44	1.3741	5.54%
Water	407	CCF	\$1,047.10	\$0.00	\$1,047.10	2.5727	20.41%
Sewer	287	CCF	\$761.04	\$0.00	\$761.04	2.6517	14.83%
Total Cost:			\$5,130.64	\$0.00	\$5,130.64		

For LAMAR
ELEMENTARY
SCH



Filters: Cost Center Name Not Equal To DoNotReport; Billing Period Equal To 201311All Meter CodesAll Group Names

elpaso

Energy CAP

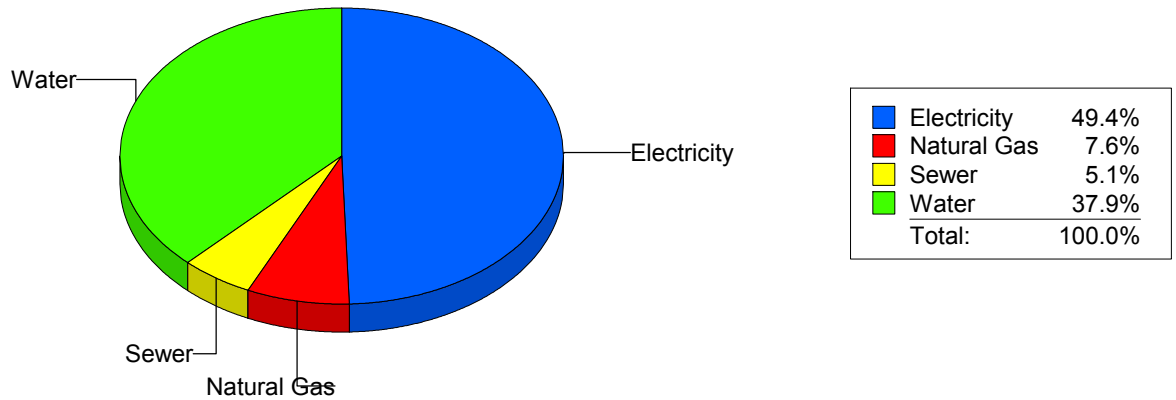
Cost Avoidance Program

Cost Summary Graph

Grouped by Energy Type

Energy Type	Use	Units	Meter Cost	Special Charges	Total Cost	Avg Unit Cost	% of Total Cost
Site: LEE ELEMENTARY - LEE ELEMENTARY							
Electricity	29,630	KWH	\$3,493.34	\$0.00	\$3,493.34	0.1179	49.42%
Natural Gas	848	CCF	\$538.50	\$0.00	\$538.50	0.6350	7.62%
Water	636	CCF	\$2,675.90	\$0.00	\$2,675.90	4.2074	37.86%
Sewer	95	CCF	\$360.33	\$0.00	\$360.33	3.7929	5.10%
Total Cost:			\$7,068.07	\$0.00	\$7,068.07		

For LEE ELEMENTARY



Filters: Cost Center Name Not Equal To DoNotReport; Billing Period Equal To 201311All Meter CodesAll Group Names

elpaso

Energy CAP

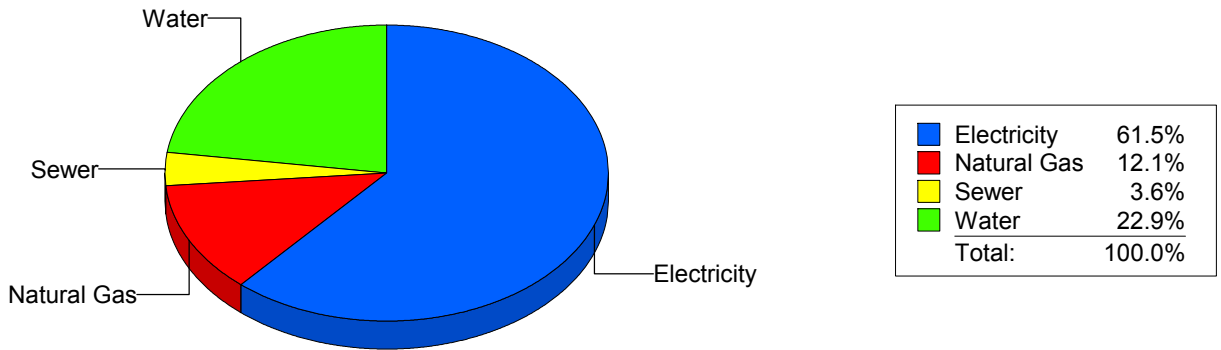
Cost Avoidance Program

Cost Summary Graph

Grouped by Energy Type

Energy Type	Use	Units	Meter Cost	Special Charges	Total Cost	Avg Unit Cost	% of Total Cost
Site: LINCOLN MIDDLE SCHOO - LINCOLN MIDDLE SCHOO							
Electricity	102,200	KWH	\$11,098.27	\$0.00	\$11,098.27	0.1086	61.47%
Natural Gas	3,756	CCF	\$2,178.25	\$0.00	\$2,178.25	0.5799	12.06%
Water	1,301	CCF	\$4,134.96	\$0.00	\$4,134.96	3.1783	22.90%
Sewer	359	CCF	\$644.25	\$0.00	\$644.25	1.7946	3.57%
Total Cost:			\$18,055.73	\$0.00	\$18,055.73		

For LINCOLN MIDDLE SCHOOL



Filters: Cost Center Name Not Equal To DoNotReport; Billing Period Equal To 201311All Meter CodesAll Group Names

elpaso

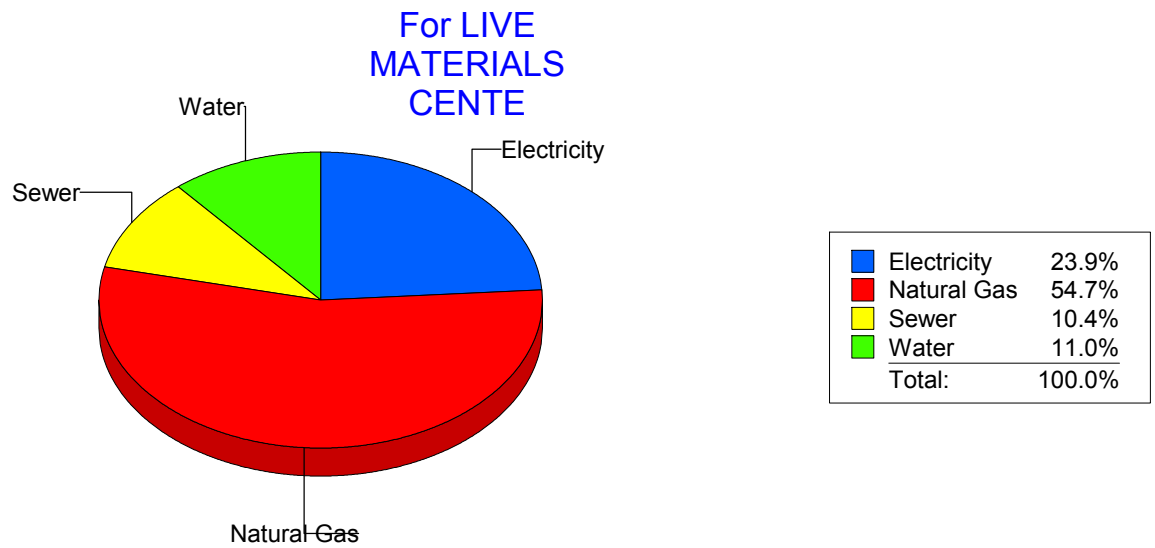
Energy CAP

Cost Avoidance Program

Cost Summary Graph

Grouped by Energy Type

Energy Type	Use	Units	Meter Cost	Special Charges	Total Cost	Avg Unit Cost	% of Total Cost
Site: LIVE MATERIALS CENTE - LIVE MATERIALS CENTE							
Electricity		185 KWH	\$53.35	\$0.00	\$53.35	0.2884	23.86%
Natural Gas		7 CCF	\$122.33	\$0.00	\$122.33	17.4757	54.70%
Water		1 CCF	\$24.70	\$0.00	\$24.70	24.7000	11.05%
Sewer		1 CCF	\$23.24	\$0.00	\$23.24	23.2400	10.39%
Total Cost:			\$223.62	\$0.00	\$223.62		



Filters: Cost Center Name Not Equal To DoNotReport; Billing Period Equal To 201311All Meter CodesAll Group Names

elpaso

Energy CAP

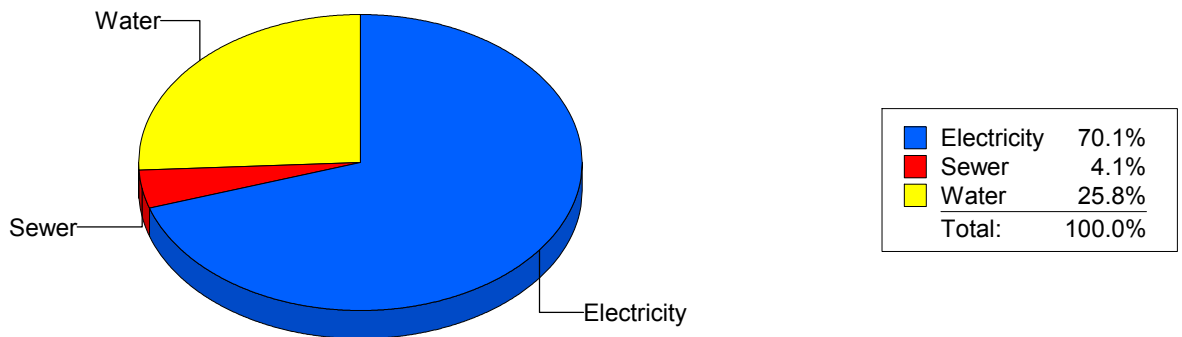
Cost Avoidance Program

Cost Summary Graph

Grouped by Energy Type

Energy Type	Use	Units	Meter Cost	Special Charges	Total Cost	Avg Unit Cost	% of Total Cost
Site: LOGAN ELEMENTARY - LOGAN ELEMENTARY							
Electricity	23,240	KWH	\$2,901.91	\$0.00	\$2,901.91	0.1249	70.12%
Water	301	CCF	\$1,067.29	\$0.00	\$1,067.29	3.5458	25.79%
Sewer	74	CCF	\$169.44	\$0.00	\$169.44	2.2897	4.09%
Total Cost:			\$4,138.64	\$0.00	\$4,138.64		

For LOGAN ELEMENTARY



Filters: Cost Center Name Not Equal To DoNotReport; Billing Period Equal To 201311All Meter CodesAll Group Names

elpaso

Energy CAP

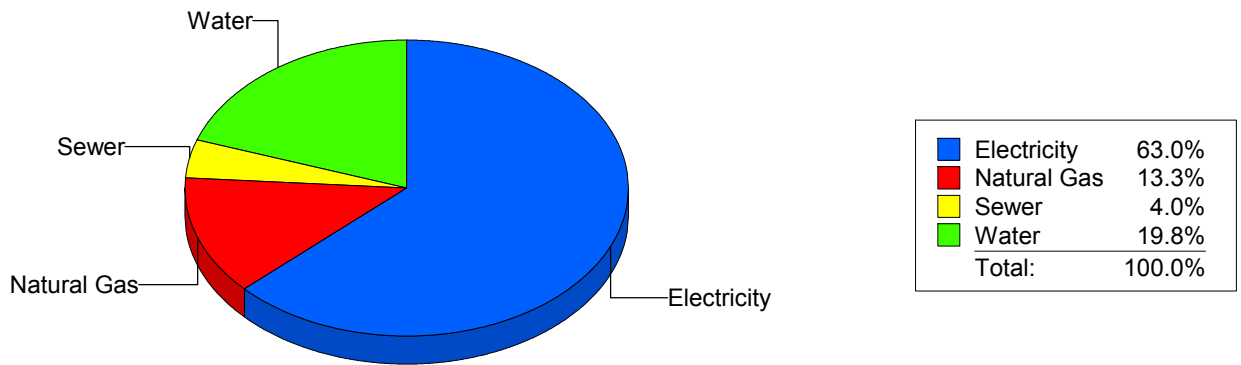
Cost Avoidance Program

Cost Summary Graph

Grouped by Energy Type

Energy Type	Use	Units	Meter Cost	Special Charges	Total Cost	Avg Unit Cost	% of Total Cost
Site: LUNDY - LUNDY							
Electricity	41,400	KWH	\$5,755.75	\$0.00	\$5,755.75	0.1390	62.95%
Natural Gas	1,946	CCF	\$1,213.83	\$0.00	\$1,213.83	0.6238	13.28%
Water	501	CCF	\$1,805.94	\$0.00	\$1,805.94	3.6047	19.75%
Sewer	100	CCF	\$367.23	\$0.00	\$367.23	3.6723	4.02%
Total Cost:			\$9,142.75	\$0.00	\$9,142.75		

For LUNDY



Filters: Cost Center Name Not Equal To DoNotReport; Billing Period Equal To 201311All Meter CodesAll Group Names

elpaso

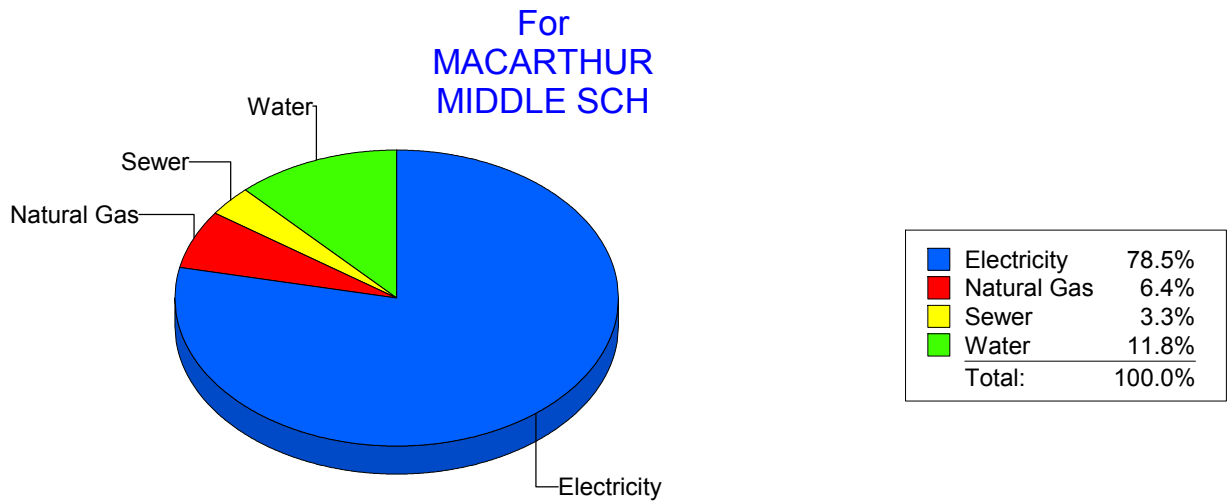
Energy CAP

Cost Avoidance Program

Cost Summary Graph

Grouped by Energy Type

Energy Type	Use	Units	Meter Cost	Special Charges	Total Cost	Avg Unit Cost	% of Total Cost
Site: MACARTHUR MIDDLE SCH - MACARTHUR MIDDLE SCH							
Electricity	68,280	KWH	\$7,573.07	\$0.00	\$7,573.07	0.1109	78.46%
Natural Gas	987	CCF	\$617.24	\$0.00	\$617.24	0.6254	6.40%
Water	374	CCF	\$1,142.72	\$0.00	\$1,142.72	3.0554	11.84%
Sewer	123	CCF	\$318.57	\$0.00	\$318.57	2.5900	3.30%
Total Cost:			\$9,651.60	\$0.00	\$9,651.60		



Filters: Cost Center Name Not Equal To DoNotReport; Billing Period Equal To 201311All Meter CodesAll Group Names

elpaso

Energy CAP

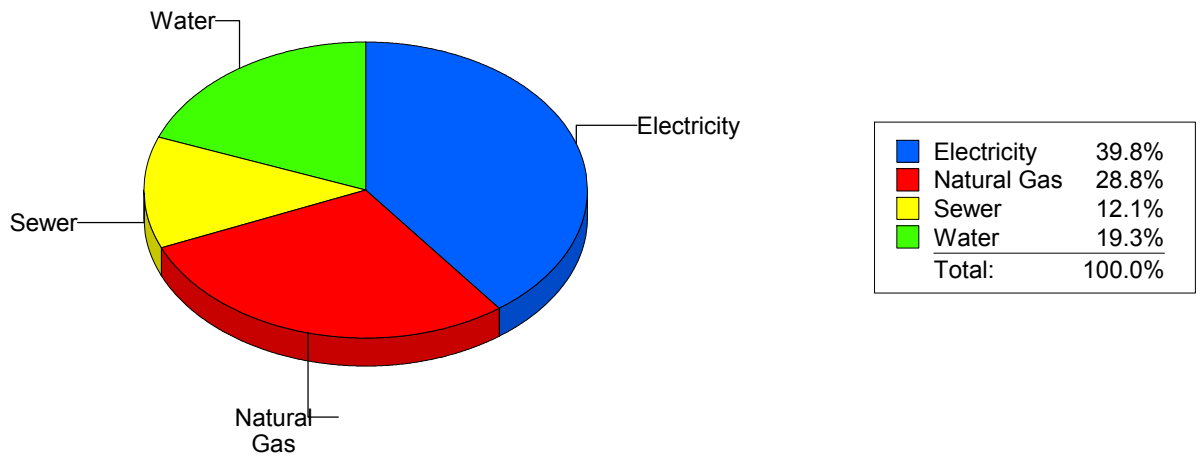
Cost Avoidance Program

Cost Summary Graph

Grouped by Energy Type

Energy Type	Use	Units	Meter Cost	Special Charges	Total Cost	Avg Unit Cost	% of Total Cost
Site: MAGOFFIN MIDDLE SCHO - MAGOFFIN MIDDLE SCHO							
Electricity	17,130	KWH	\$1,877.37	\$0.00	\$1,877.37	0.1096	39.79%
Natural Gas	2,297	CCF	\$1,359.41	\$0.00	\$1,359.41	0.5918	28.81%
Water	270	CCF	\$910.35	\$0.00	\$910.35	3.3717	19.29%
Sewer	248	CCF	\$571.47	\$0.00	\$571.47	2.3043	12.11%
Total Cost:			\$4,718.60	\$0.00	\$4,718.60		

For MAGOFFIN MIDDLE SCHO



Filters: Cost Center Name Not Equal To DoNotReport; Billing Period Equal To 201311All Meter CodesAll Group Names

elpaso

Energy CAP

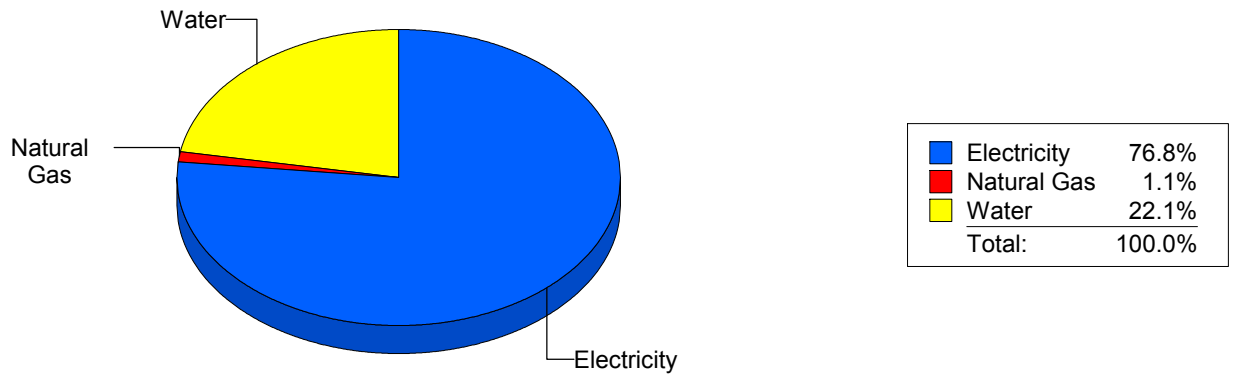
Cost Avoidance Program

Cost Summary Graph

Grouped by Energy Type

Energy Type	Use	Units	Meter Cost	Special Charges	Total Cost	Avg Unit Cost	% of Total Cost
Site: MAGOFFINMIDDLESCHOOLN047 - MAGOFFIN NEW MIDDLE SCHOOL							
Electricity	79,800	KWH	\$7,624.38	\$0.00	\$7,624.38	0.0955	76.79%
Natural Gas	100	CCF	\$106.57	\$0.00	\$106.57	1.0657	1.07%
Water	534	CCF	\$2,197.97	\$0.00	\$2,197.97	4.1160	22.14%
Total Cost:			\$9,928.92	\$0.00	\$9,928.92		

For MAGOFFIN
NEW MIDDLE
SCHOOL



Filters: Cost Center Name Not Equal To DoNotReport; Billing Period Equal To 201311All Meter CodesAll Group Names

el paso

Energy CAP

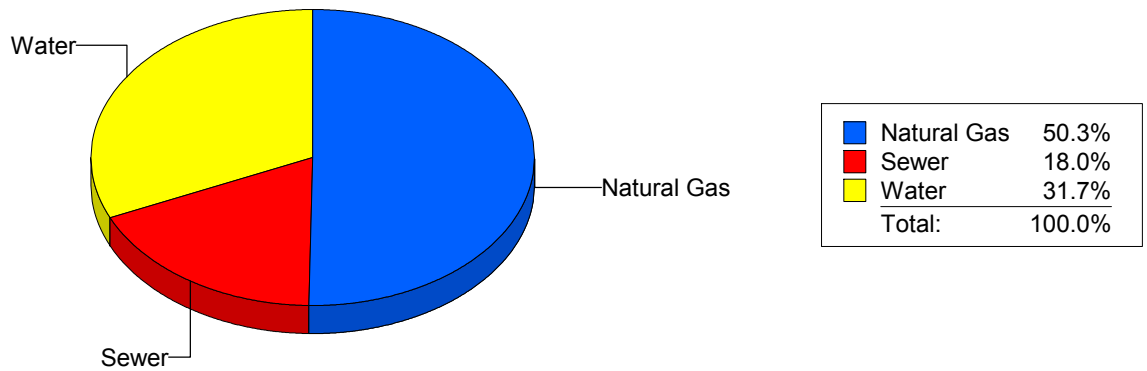
Cost Avoidance Program

Cost Summary Graph

Grouped by Energy Type

Energy Type	Use	Units	Meter Cost	Special Charges	Total Cost	Avg Unit Cost	% of Total Cost
Site: MAXINE SILVA MAGNET - MAXINE SILVA MAGNET							
Natural Gas		1,195 CCF	\$735.07	\$0.00	\$735.07	0.6151	50.31%
Water		162 CCF	\$462.59	\$0.00	\$462.59	2.8555	31.66%
Sewer		83 CCF	\$263.37	\$0.00	\$263.37	3.1731	18.03%
Total Cost:			\$1,461.03	\$0.00	\$1,461.03		

For MAXINE SILVA MAGNET



Filters: Cost Center Name Not Equal To DoNotReport; Billing Period Equal To 201311All Meter CodesAll Group Names

elpaso

Energy CAP

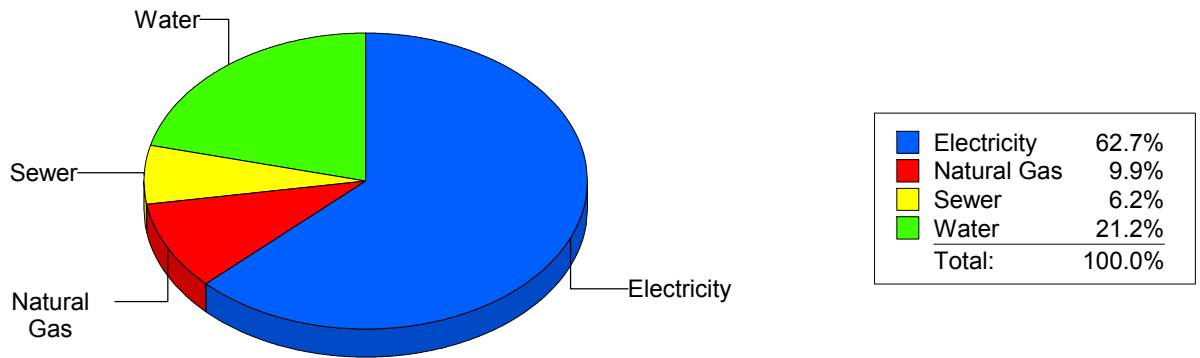
Cost Avoidance Program

Cost Summary Graph

Grouped by Energy Type

Energy Type	Use	Units	Meter Cost	Special Charges	Total Cost	Avg Unit Cost	% of Total Cost
Site: MESITA ELEMENTARY - MESITA ELEMENTARY							
Electricity	59,880	KWH	\$6,937.07	\$0.00	\$6,937.07	0.1158	62.66%
Natural Gas	1,721	CCF	\$1,091.72	\$0.00	\$1,091.72	0.6344	9.86%
Water	856	CCF	\$2,351.08	\$0.00	\$2,351.08	2.7466	21.24%
Sewer	335	CCF	\$691.53	\$0.00	\$691.53	2.0643	6.25%
Total Cost:			\$11,071.40	\$0.00	\$11,071.40		

For MESITA ELEMENTARY



Filters: Cost Center Name Not Equal To DoNotReport; Billing Period Equal To 201311All Meter CodesAll Group Names

elpaso

Energy CAP

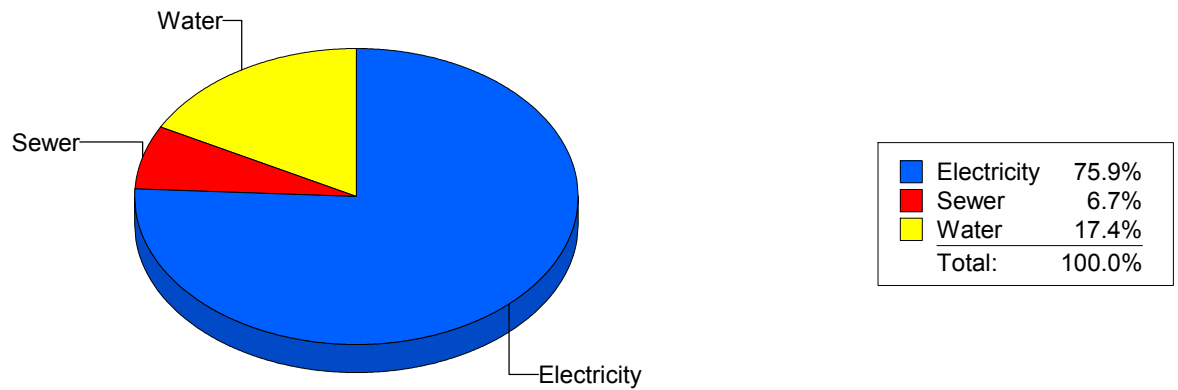
Cost Avoidance Program

Cost Summary Graph

Grouped by Energy Type

Energy Type	Use	Units	Meter Cost	Special Charges	Total Cost	Avg Unit Cost	% of Total Cost
Site: MILAM ELEMENTARY - MILAM ELEMENTARY							
Electricity	22,320	KWH	\$2,518.51	\$0.00	\$2,518.51	0.1128	75.92%
Water	165	CCF	\$575.64	\$0.00	\$575.64	3.4887	17.35%
Sewer	54	CCF	\$223.35	\$0.00	\$223.35	4.1361	6.73%
Total Cost:			\$3,317.50	\$0.00	\$3,317.50		

For MILAM ELEMENTARY



Filters: Cost Center Name Not Equal To DoNotReport; Billing Period Equal To 201311All Meter CodesAll Group Names

el Paso

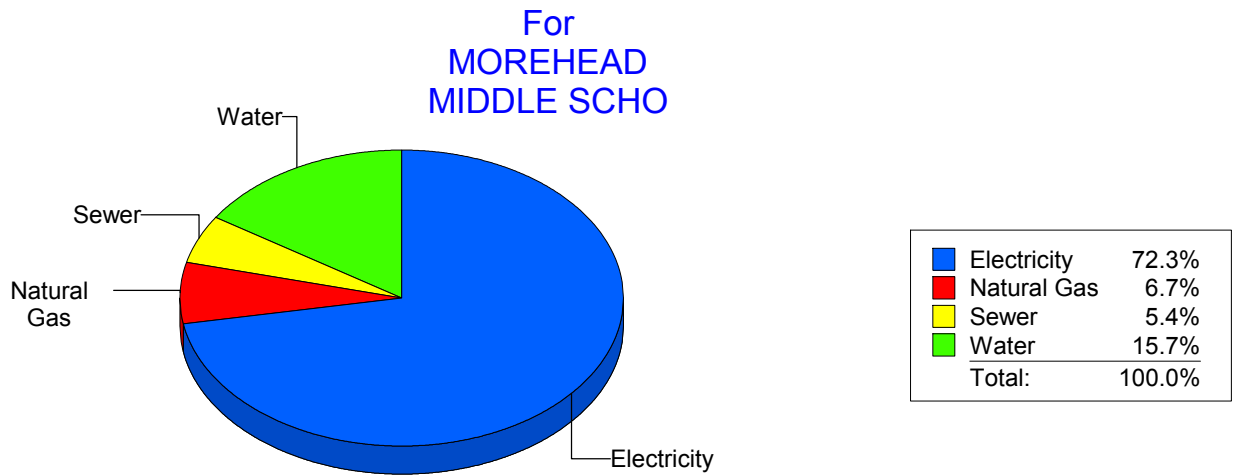
Energy CAP

Cost Avoidance Program

Cost Summary Graph

Grouped by Energy Type

Energy Type	Use	Units	Meter Cost	Special Charges	Total Cost	Avg Unit Cost	% of Total Cost
Site: MOREHEAD MIDDLE SCHO - MOREHEAD MIDDLE SCHO							
Electricity	67,568	KWH	\$7,314.66	\$0.00	\$7,314.66	0.1083	72.27%
Natural Gas	1,090	CCF	\$675.60	\$0.00	\$675.60	0.6198	6.67%
Water	994	CCF	\$1,588.87	\$0.00	\$1,588.87	1.5985	15.70%
Sewer	227	CCF	\$542.49	\$0.00	\$542.49	2.3898	5.36%
Total Cost:			\$10,121.62	\$0.00	\$10,121.62		



Filters: Cost Center Name Not Equal To DoNotReport; Billing Period Equal To 201311All Meter CodesAll Group Names

el Paso

Energy CAP

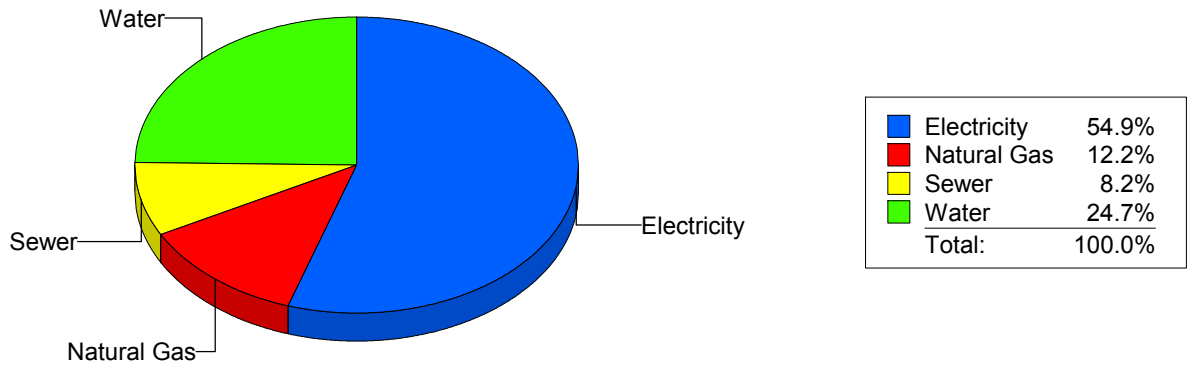
Cost Avoidance Program

Cost Summary Graph

Grouped by Energy Type

Energy Type	Use	Units	Meter Cost	Special Charges	Total Cost	Avg Unit Cost	% of Total Cost
Site: NEWMAN ELEMENTARY - NEWMAN ELEMENTARY							
Electricity	22,085	KWH	\$2,894.16	\$0.00	\$2,894.16	0.1310	54.95%
Natural Gas	825	CCF	\$640.19	\$0.00	\$640.19	0.7760	12.15%
Water	527	CCF	\$1,298.69	\$0.00	\$1,298.69	2.4643	24.66%
Sewer	227	CCF	\$434.09	\$0.00	\$434.09	1.9123	8.24%
Total Cost:			\$5,267.13	\$0.00	\$5,267.13		

For NEWMAN ELEMENTARY



Filters: Cost Center Name Not Equal To DoNotReport; Billing Period Equal To 201311All Meter CodesAll Group Names

elpaso

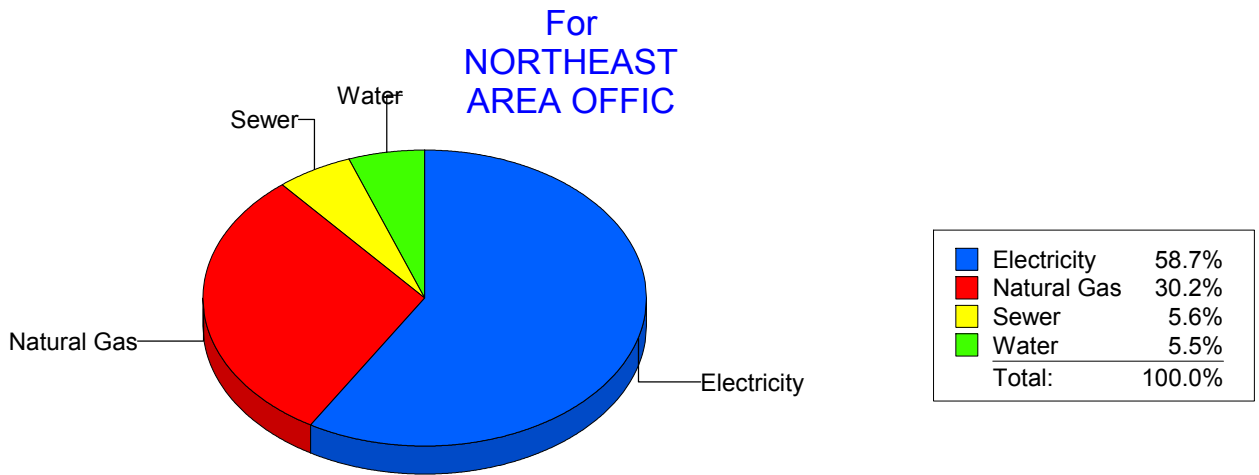
Energy CAP

Cost Avoidance Program

Cost Summary Graph

Grouped by Energy Type

Energy Type	Use	Units	Meter Cost	Special Charges	Total Cost	Avg Unit Cost	% of Total Cost
Site: NORTHEAST AREA OFFIC - NORTHEAST AREA OFFIC							
Electricity	5,320	KWH	\$577.61	\$0.00	\$577.61	0.1086	58.74%
Natural Gas	125	CCF	\$296.88	\$0.00	\$296.88	2.3750	30.19%
Water	5	CCF	\$54.08	\$0.00	\$54.08	10.8160	5.50%
Sewer	8	CCF	\$54.76	\$0.00	\$54.76	6.8450	5.57%
Total Cost:			\$983.33	\$0.00	\$983.33		



Filters: Cost Center Name Not Equal To DoNotReport; Billing Period Equal To 201311All Meter CodesAll Group Names

el paso

Energy CAP

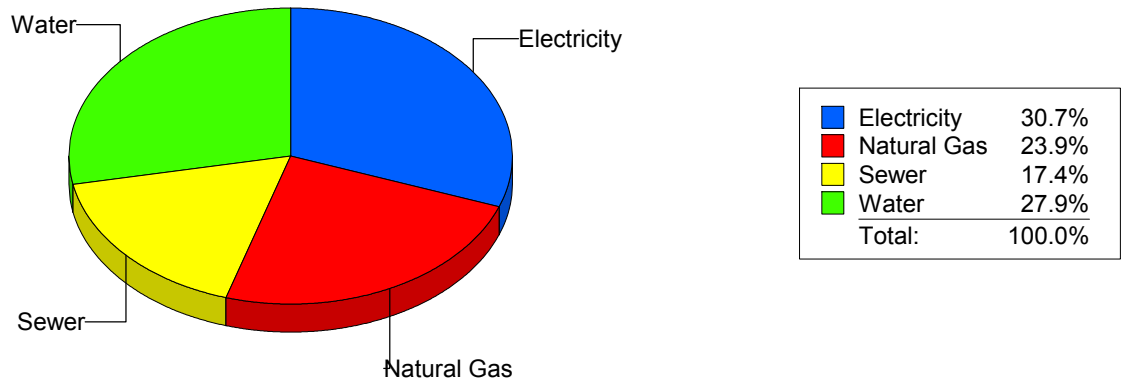
Cost Avoidance Program

Cost Summary Graph

Grouped by Energy Type

Energy Type	Use	Units	Meter Cost	Special Charges	Total Cost	Avg Unit Cost	% of Total Cost
Site: NORTHEAST AREA TRANS - NORTHEAST AREA TRANS							
Electricity	4,828	KWH	\$510.06	\$0.00	\$510.06	0.1056	30.68%
Natural Gas	496	CCF	\$397.82	\$0.00	\$397.82	0.8021	23.93%
Water	112	CCF	\$464.53	\$0.00	\$464.53	4.1476	27.94%
Sewer	44	CCF	\$289.95	\$0.00	\$289.95	6.5898	17.44%
Total Cost:			\$1,662.36	\$0.00	\$1,662.36		

For
NORTHEAST
AREA TRANS



Filters: Cost Center Name Not Equal To DoNotReport; Billing Period Equal To 201311All Meter CodesAll Group Names

elpaso

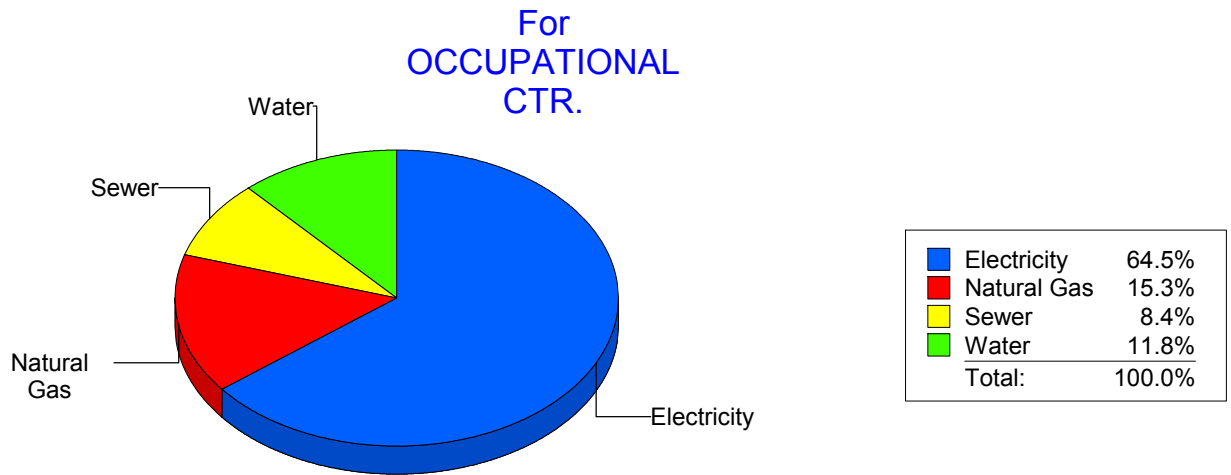
Energy CAP

Cost Avoidance Program

Cost Summary Graph

Grouped by Energy Type

Energy Type	Use	Units	Meter Cost	Special Charges	Total Cost	Avg Unit Cost	% of Total Cost
Site: OCCUPATIONAL CTR. - OCCUPATIONAL CTR.							
Electricity	4,000	KWH	\$452.95	\$0.00	\$452.95	0.1132	64.47%
Natural Gas	102	CCF	\$107.74	\$0.00	\$107.74	1.0563	15.34%
Water	7	CCF	\$82.83	\$0.00	\$82.83	11.8329	11.79%
Sewer	4	CCF	\$59.03	\$0.00	\$59.03	14.7575	8.40%
Total Cost:			\$702.55	\$0.00	\$702.55		



Filters: Cost Center Name Not Equal To DoNotReport; Billing Period Equal To 201311All Meter CodesAll Group Names

elpaso

Energy CAP

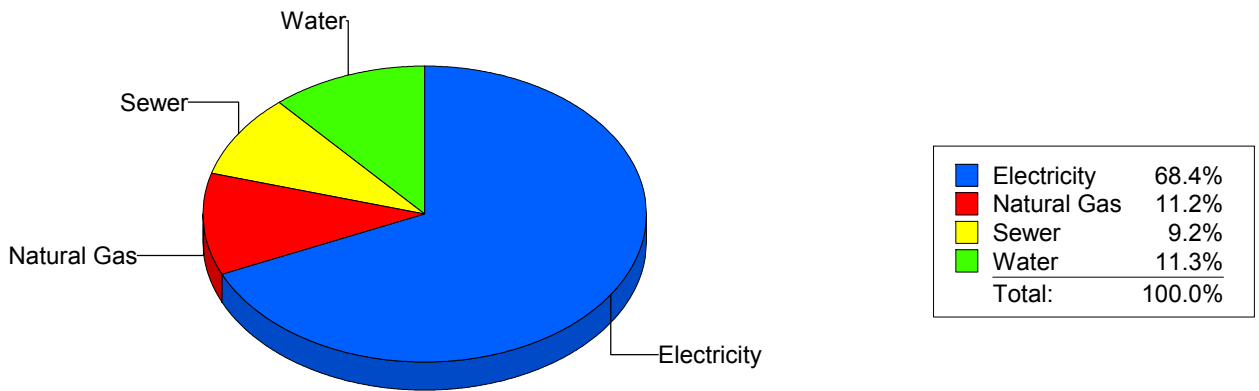
Cost Avoidance Program

Cost Summary Graph

Grouped by Energy Type

Energy Type	Use	Units	Meter Cost	Special Charges	Total Cost	Avg Unit Cost	% of Total Cost
Site: PARK ELEMENTARY - PARK ELEMENTARY							
Electricity	23,343	KWH	\$3,262.74	\$0.00	\$3,262.74	0.1398	68.39%
Natural Gas	736	CCF	\$533.11	\$0.00	\$533.11	0.7243	11.17%
Water	218	CCF	\$537.20	\$0.00	\$537.20	2.4642	11.26%
Sewer	181	CCF	\$437.93	\$0.00	\$437.93	2.4195	9.18%
Total Cost:			\$4,770.98	\$0.00	\$4,770.98		

For PARK ELEMENTARY



Filters: Cost Center Name Not Equal To DoNotReport; Billing Period Equal To 201311All Meter CodesAll Group Names

elpaso

Energy CAP

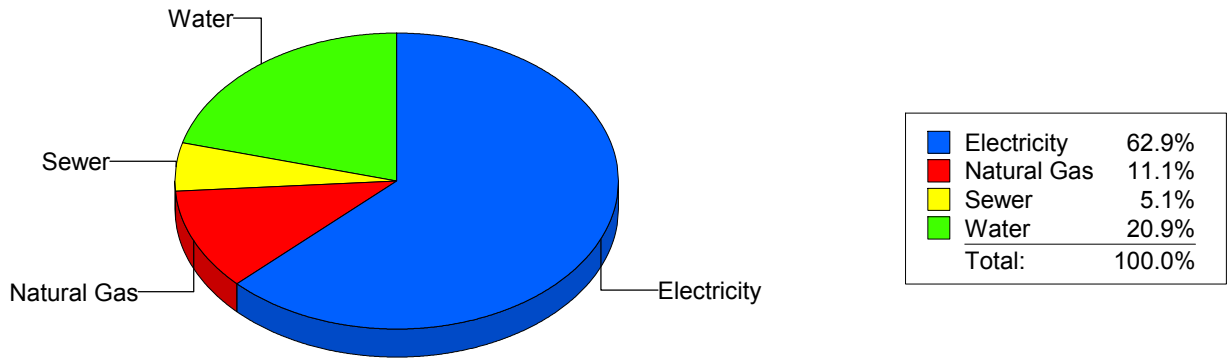
Cost Avoidance Program

Cost Summary Graph

Grouped by Energy Type

Energy Type	Use	Units	Meter Cost	Special Charges	Total Cost	Avg Unit Cost	% of Total Cost
Site: PAUL MORENO - PAUL MORENO							
Electricity	45,600	KWH	\$4,773.69	\$0.00	\$4,773.69	0.1047	62.85%
Natural Gas	1,290	CCF	\$846.03	\$0.00	\$846.03	0.6558	11.14%
Water	364	CCF	\$1,588.20	\$0.00	\$1,588.20	4.3632	20.91%
Sewer	134	CCF	\$387.26	\$0.00	\$387.26	2.8900	5.10%
Total Cost:			\$7,595.18	\$0.00	\$7,595.18		

For PAUL MORENO



Filters: Cost Center Name Not Equal To DoNotReport; Billing Period Equal To 201311All Meter CodesAll Group Names

el Paso

Energy CAP

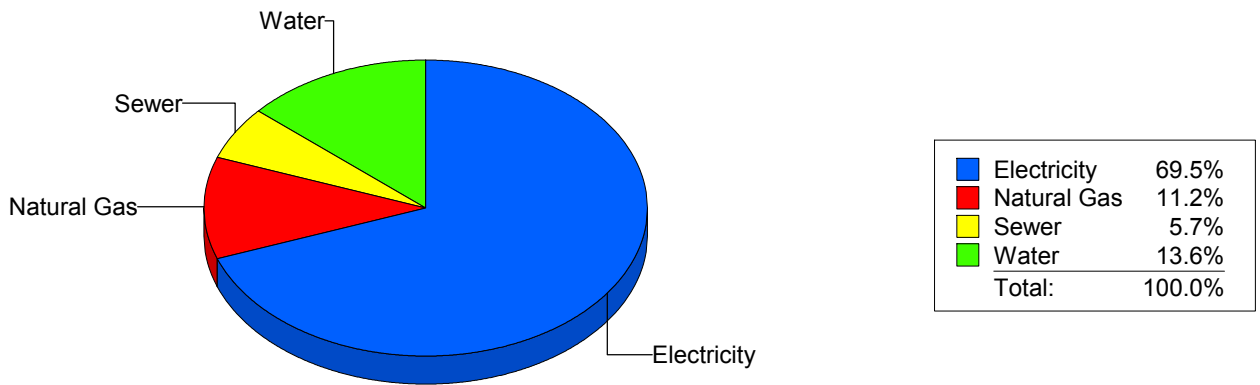
Cost Avoidance Program

Cost Summary Graph

Grouped by Energy Type

Energy Type	Use	Units	Meter Cost	Special Charges	Total Cost	Avg Unit Cost	% of Total Cost
Site: POLK ELEMENTARY - POLK ELEMENTARY							
Electricity	29,400	KWH	\$3,402.68	\$0.00	\$3,402.68	0.1157	69.52%
Natural Gas	769	CCF	\$546.75	\$0.00	\$546.75	0.7110	11.17%
Water	234	CCF	\$667.91	\$0.00	\$667.91	2.8543	13.65%
Sewer	93	CCF	\$277.17	\$0.00	\$277.17	2.9803	5.66%
Total Cost:			\$4,894.51	\$0.00	\$4,894.51		

For POLK ELEMENTARY



Filters: Cost Center Name Not Equal To DoNotReport; Billing Period Equal To 201311All Meter CodesAll Group Names

elpaso

Energy CAP

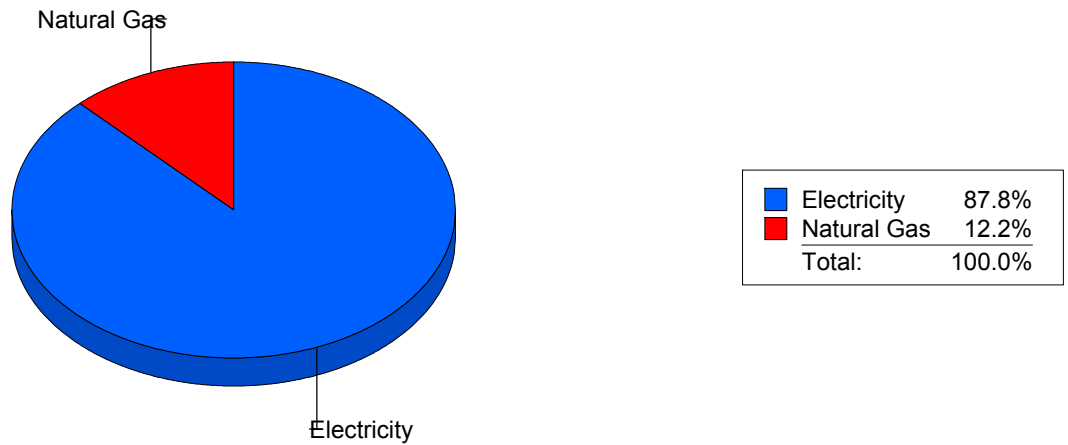
Cost Avoidance Program

Cost Summary Graph

Grouped by Energy Type

Energy Type	Use	Units	Meter Cost	Special Charges	Total Cost	Avg Unit Cost	% of Total Cost
Site: POWELL - POWELL							
Electricity	43,440	KWH	\$4,395.66	\$0.00	\$4,395.66	0.1012	87.80%
Natural Gas	976	CCF	\$611.01	\$0.00	\$611.01	0.6260	12.20%
Total Cost:			\$5,006.67	\$0.00	\$5,006.67		

For POWELL



Filters: Cost Center Name Not Equal To DoNotReport; Billing Period Equal To 201311All Meter CodesAll Group Names

el paso

Energy CAP

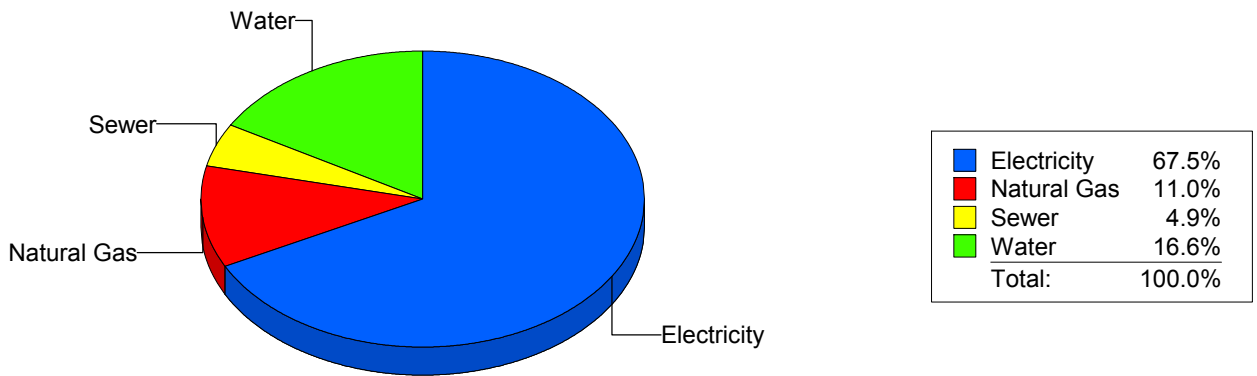
Cost Avoidance Program

Cost Summary Graph

Grouped by Energy Type

Energy Type	Use	Units	Meter Cost	Special Charges	Total Cost	Avg Unit Cost	% of Total Cost
Site: PUTNAM ELEMENTARY - PUTNAM ELEMENTARY							
Electricity	27,269	KWH	\$3,298.89	\$0.00	\$3,298.89	0.1210	67.53%
Natural Gas	741	CCF	\$536.93	\$0.00	\$536.93	0.7246	10.99%
Water	288	CCF	\$812.16	\$0.00	\$812.16	2.8200	16.62%
Sewer	115	CCF	\$237.35	\$0.00	\$237.35	2.0639	4.86%
Total Cost:			\$4,885.33	\$0.00	\$4,885.33		

For PUTNAM ELEMENTARY



Filters: Cost Center Name Not Equal To DoNotReport; Billing Period Equal To 201311All Meter CodesAll Group Names

elpaso

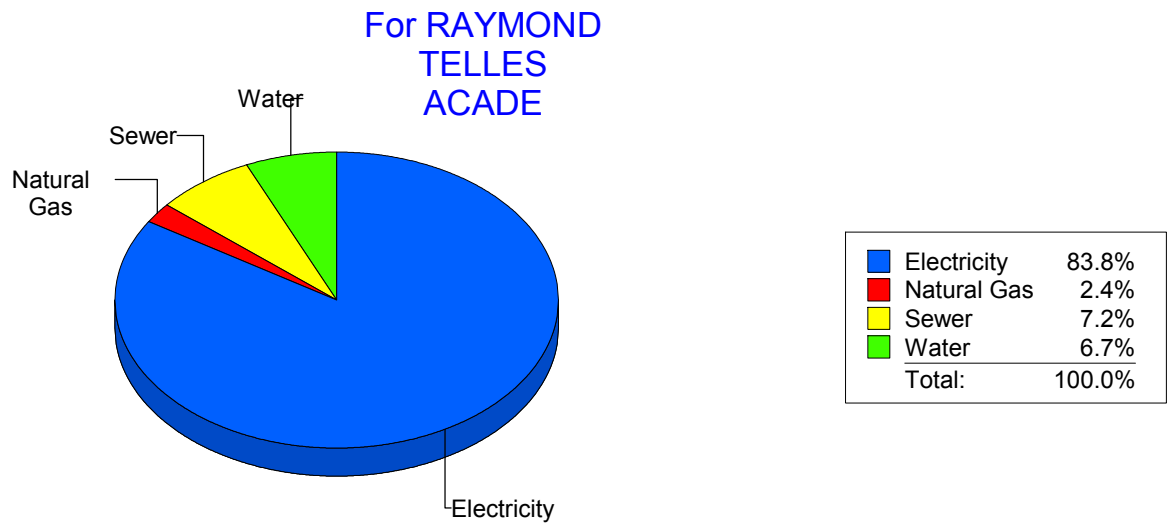
Energy CAP

Cost Avoidance Program

Cost Summary Graph

Grouped by Energy Type

Energy Type	Use	Units	Meter Cost	Special Charges	Total Cost	Avg Unit Cost	% of Total Cost
Site: RAYMOND TELLES ACADE - RAYMOND TELLES ACADE							
Electricity	25,400	KWH	\$3,764.03	\$0.00	\$3,764.03	0.1482	83.78%
Natural Gas	100	CCF	\$106.57	\$0.00	\$106.57	1.0657	2.37%
Water	90	CCF	\$299.39	\$0.00	\$299.39	3.3266	6.66%
Sewer	126	CCF	\$322.71	\$0.00	\$322.71	2.5612	7.18%
Total Cost:			\$4,492.70	\$0.00	\$4,492.70		



Filters: Cost Center Name Not Equal To DoNotReport; Billing Period Equal To 201311All Meter CodesAll Group Names

elpaso

Energy CAP

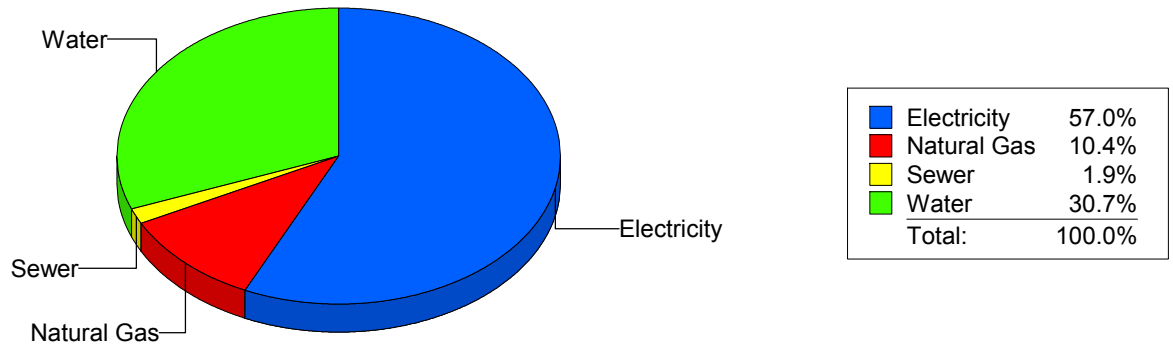
Cost Avoidance Program

Cost Summary Graph

Grouped by Energy Type

Energy Type	Use	Units	Meter Cost	Special Charges	Total Cost	Avg Unit Cost	% of Total Cost
Site: RICHARDSON MIDDLE - RICHARDSON MIDDLE							
Electricity	76,800	KWH	\$8,325.85	\$0.00	\$8,325.85	0.1084	56.95%
Natural Gas	2,584	CCF	\$1,521.98	\$0.00	\$1,521.98	0.5890	10.41%
Water	910	CCF	\$4,494.11	\$0.00	\$4,494.11	4.9386	30.74%
Sewer	93	CCF	\$277.17	\$0.00	\$277.17	2.9803	1.90%
Total Cost:			\$14,619.11	\$0.00	\$14,619.11		

For
RICHARDSON
MIDDLE



Filters: Cost Center Name Not Equal To DoNotReport; Billing Period Equal To 201311All Meter CodesAll Group Names

elpaso

Energy CAP

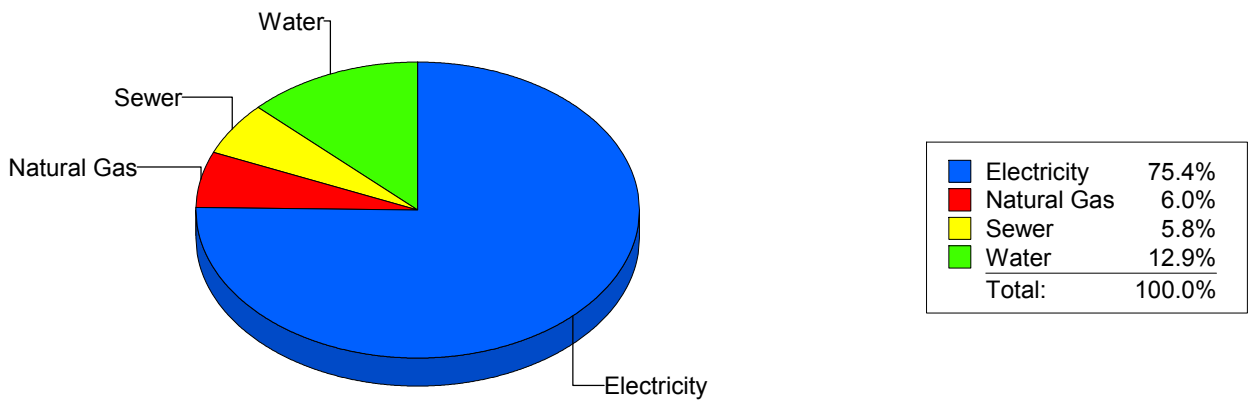
Cost Avoidance Program

Cost Summary Graph

Grouped by Energy Type

Energy Type	Use	Units	Meter Cost	Special Charges	Total Cost	Avg Unit Cost	% of Total Cost
Site: RIVERA ELEMENTARY - RIVERA ELEMENTARY							
Electricity	45,600	KWH	\$4,803.36	\$0.00	\$4,803.36	0.1053	75.36%
Natural Gas	571	CCF	\$381.57	\$0.00	\$381.57	0.6682	5.99%
Water	303	CCF	\$822.08	\$0.00	\$822.08	2.7131	12.90%
Sewer	158	CCF	\$366.87	\$0.00	\$366.87	2.3220	5.76%
Total Cost:			\$6,373.88	\$0.00	\$6,373.88		

For RIVERA ELEMENTARY



Filters: Cost Center Name Not Equal To DoNotReport; Billing Period Equal To 201311All Meter CodesAll Group Names

elpaso

Energy CAP

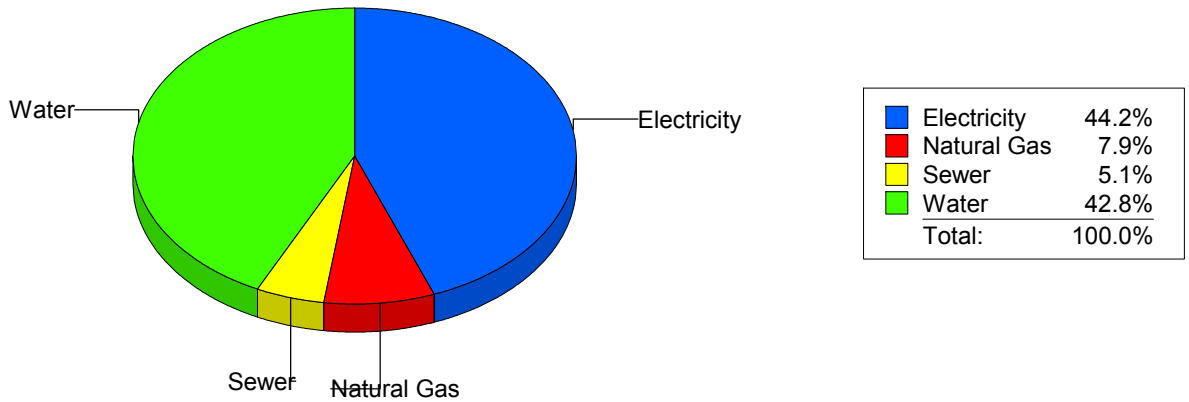
Cost Avoidance Program

Cost Summary Graph

Grouped by Energy Type

Energy Type	Use	Units	Meter Cost	Special Charges	Total Cost	Avg Unit Cost	% of Total Cost
Site: ROBERTS ELEMENTARY - ROBERTS ELEMENTARY							
Electricity	36,363	KWH	\$3,560.12	\$0.00	\$3,560.12	0.0979	44.25%
Natural Gas	911	CCF	\$632.55	\$0.00	\$632.55	0.6943	7.86%
Water	900	CCF	\$3,441.91	\$0.00	\$3,441.91	3.8243	42.78%
Sewer	182	CCF	\$410.92	\$0.00	\$410.92	2.2578	5.11%
Total Cost:			\$8,045.50	\$0.00	\$8,045.50		

For ROBERTS ELEMENTARY



Filters: Cost Center Name Not Equal To DoNotReport; Billing Period Equal To 201311All Meter CodesAll Group Names

elpaso

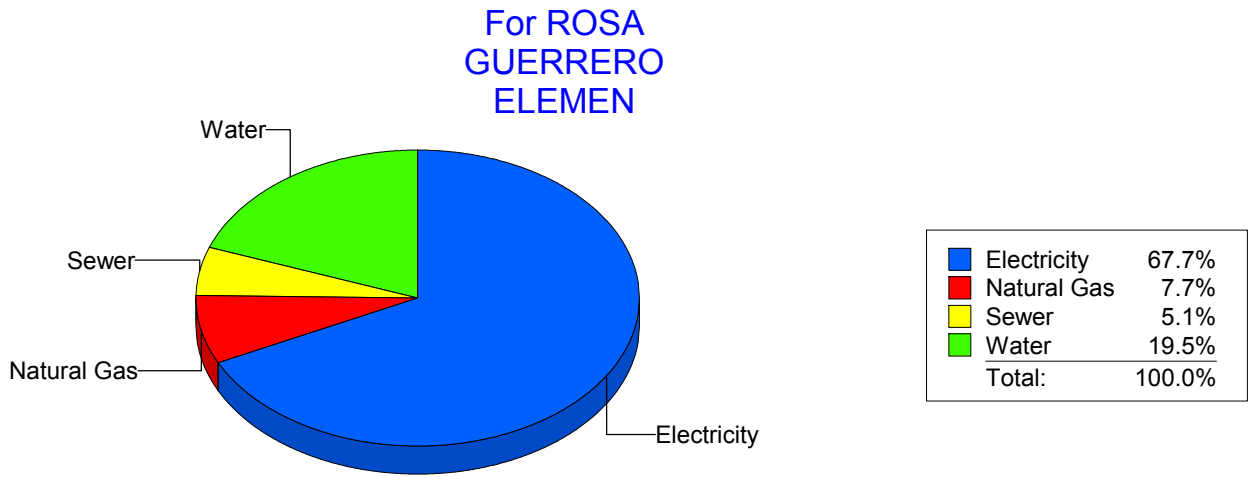
Energy CAP

Cost Avoidance Program

Cost Summary Graph

Grouped by Energy Type

Energy Type	Use	Units	Meter Cost	Special Charges	Total Cost	Avg Unit Cost	% of Total Cost
Site: ROSA GUERRERO ELEMEN - ROSA GUERRERO ELEMEN							
Electricity	38,260	KWH	\$4,987.39	\$0.00	\$4,987.39	0.1304	67.66%
Natural Gas	801	CCF	\$570.64	\$0.00	\$570.64	0.7124	7.74%
Water	703	CCF	\$1,436.66	\$0.00	\$1,436.66	2.0436	19.49%
Sewer	116	CCF	\$376.23	\$0.00	\$376.23	3.2434	5.10%
Total Cost:			\$7,370.92	\$0.00	\$7,370.92		



Filters: Cost Center Name Not Equal To DoNotReport; Billing Period Equal To 201311All Meter CodesAll Group Names

el Paso

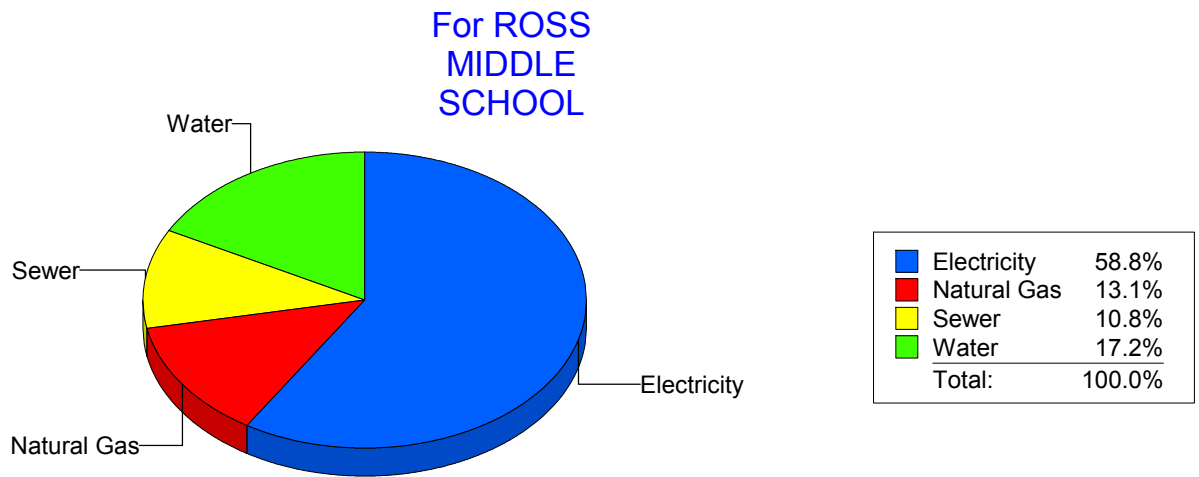
Energy CAP

Cost Avoidance Program

Cost Summary Graph

Grouped by Energy Type

Energy Type	Use	Units	Meter Cost	Special Charges	Total Cost	Avg Unit Cost	% of Total Cost
Site: ROSS MIDDLE SCHOOL - ROSS MIDDLE SCHOOL							
Electricity	47,494	KWH	\$5,763.56	\$0.00	\$5,763.56	0.1214	58.79%
Natural Gas	2,170	CCF	\$1,287.44	\$0.00	\$1,287.44	0.5933	13.13%
Water	997	CCF	\$1,690.71	\$0.00	\$1,690.71	1.6958	17.24%
Sewer	662	CCF	\$1,062.39	\$0.00	\$1,062.39	1.6048	10.84%
Total Cost:			\$9,804.10	\$0.00	\$9,804.10		



Filters: Cost Center Name Not Equal To DoNotReport; Billing Period Equal To 201311All Meter CodesAll Group Names

elpaso

Energy CAP

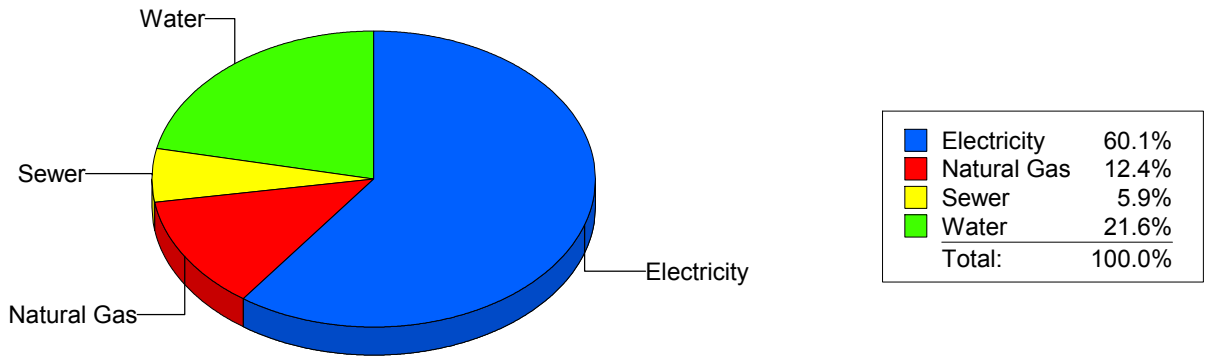
Cost Avoidance Program

Cost Summary Graph

Grouped by Energy Type

Energy Type	Use	Units	Meter Cost	Special Charges	Total Cost	Avg Unit Cost	% of Total Cost
Site: RUSK ELEMENTARY - RUSK ELEMENTARY							
Electricity	23,586	KWH	\$2,687.13	\$0.00	\$2,687.13	0.1139	60.07%
Natural Gas	671	CCF	\$554.37	\$0.00	\$554.37	0.8262	12.39%
Water	266	CCF	\$965.85	\$0.00	\$965.85	3.6310	21.59%
Sewer	87	CCF	\$265.63	\$0.00	\$265.63	3.0532	5.94%
Total Cost:			\$4,472.98	\$0.00	\$4,472.98		

For RUSK ELEMENTARY



Filters: Cost Center Name Not Equal To DoNotReport; Billing Period Equal To 201311All Meter CodesAll Group Names

el paso

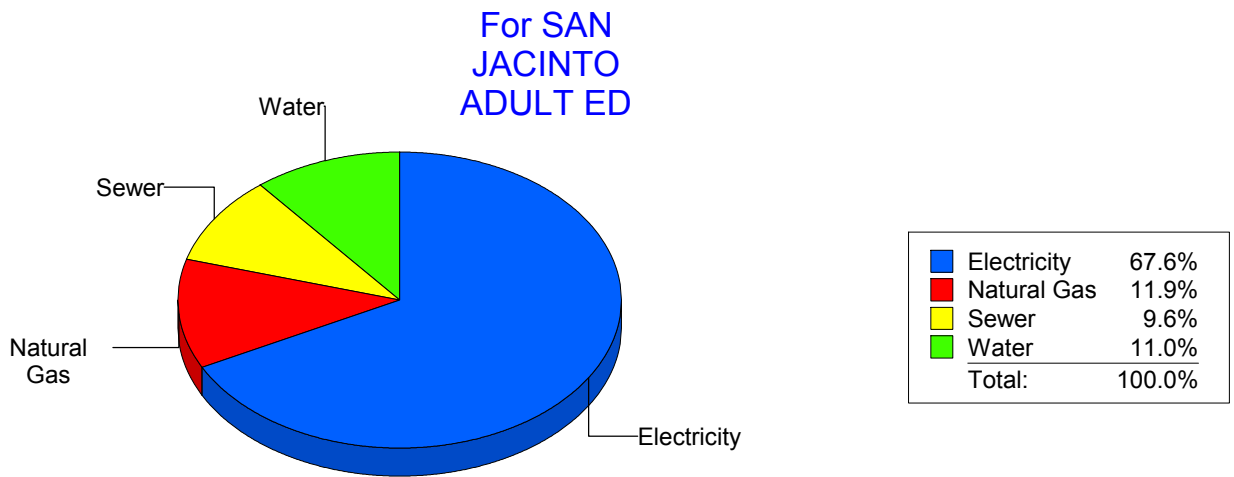
Energy CAP

Cost Avoidance Program

Cost Summary Graph

Grouped by Energy Type

Energy Type	Use	Units	Meter Cost	Special Charges	Total Cost	Avg Unit Cost	% of Total Cost
Site: SAN JACINTO ADULT ED - SAN JACINTO ADULT ED							
Electricity	6,300	KWH	\$793.14	\$0.00	\$793.14	0.1259	67.57%
Natural Gas	155	CCF	\$139.16	\$0.00	\$139.16	0.8978	11.86%
Water	39	CCF	\$128.57	\$0.00	\$128.57	3.2967	10.95%
Sewer	33	CCF	\$112.86	\$0.00	\$112.86	3.4200	9.62%
Total Cost:			\$1,173.73	\$0.00	\$1,173.73		



Filters: Cost Center Name Not Equal To DoNotReport; Billing Period Equal To 201311All Meter CodesAll Group Names

el Paso

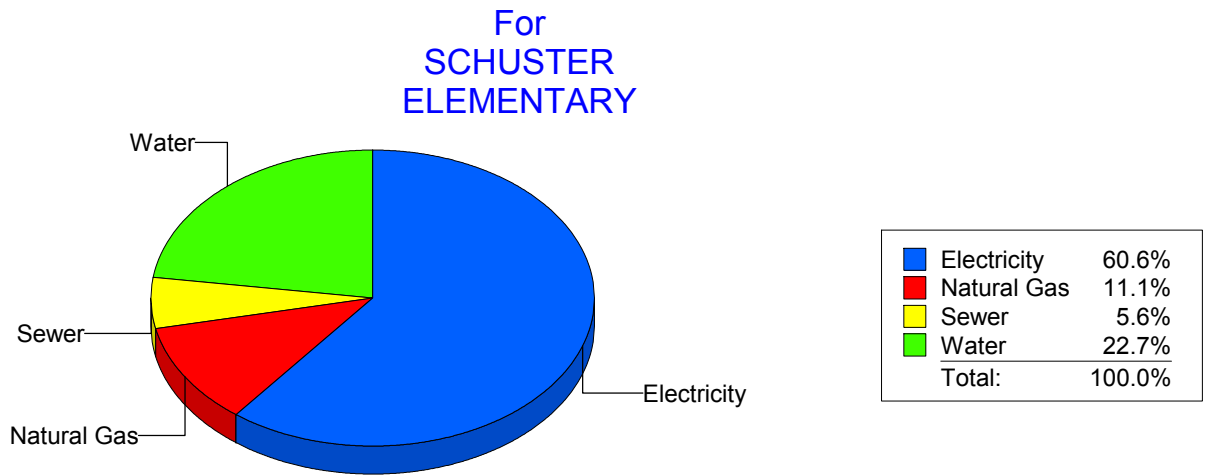
Energy CAP

Cost Avoidance Program

Cost Summary Graph

Grouped by Energy Type

Energy Type	Use	Units	Meter Cost	Special Charges	Total Cost	Avg Unit Cost	% of Total Cost
Site: SCHUSTER ELEMENTARY - SCHUSTER ELEMENTARY							
Electricity	18,904	KWH	\$1,936.04	\$0.00	\$1,936.04	0.1024	60.55%
Natural Gas	522	CCF	\$353.82	\$0.00	\$353.82	0.6778	11.07%
Water	249	CCF	\$727.00	\$0.00	\$727.00	2.9197	22.74%
Sewer	82	CCF	\$180.48	\$0.00	\$180.48	2.2010	5.64%
Total Cost:			\$3,197.34	\$0.00	\$3,197.34		



Filters: Cost Center Name Not Equal To DoNotReport; Billing Period Equal To 201311All Meter CodesAll Group Names

el paso

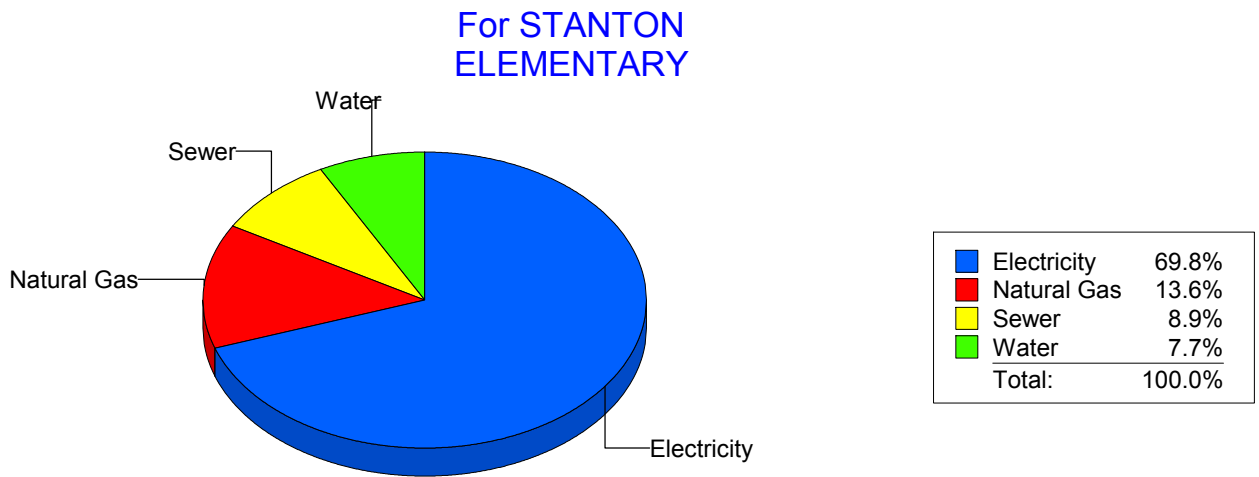
Energy CAP

Cost Avoidance Program

Cost Summary Graph

Grouped by Energy Type

Energy Type	Use	Units	Meter Cost	Special Charges	Total Cost	Avg Unit Cost	% of Total Cost
Site: STANTON ELEMENTARY - STANTON ELEMENTARY							
Electricity	23,980	KWH	\$3,132.04	\$0.00	\$3,132.04	0.1306	69.81%
Natural Gas	871	CCF	\$609.35	\$0.00	\$609.35	0.6996	13.58%
Water	148	CCF	\$344.37	\$0.00	\$344.37	2.3268	7.68%
Sewer	203	CCF	\$400.97	\$0.00	\$400.97	1.9752	8.94%
Total Cost:			\$4,486.73	\$0.00	\$4,486.73		



Filters: Cost Center Name Not Equal To DoNotReport; Billing Period Equal To 201311All Meter CodesAll Group Names

elpaso

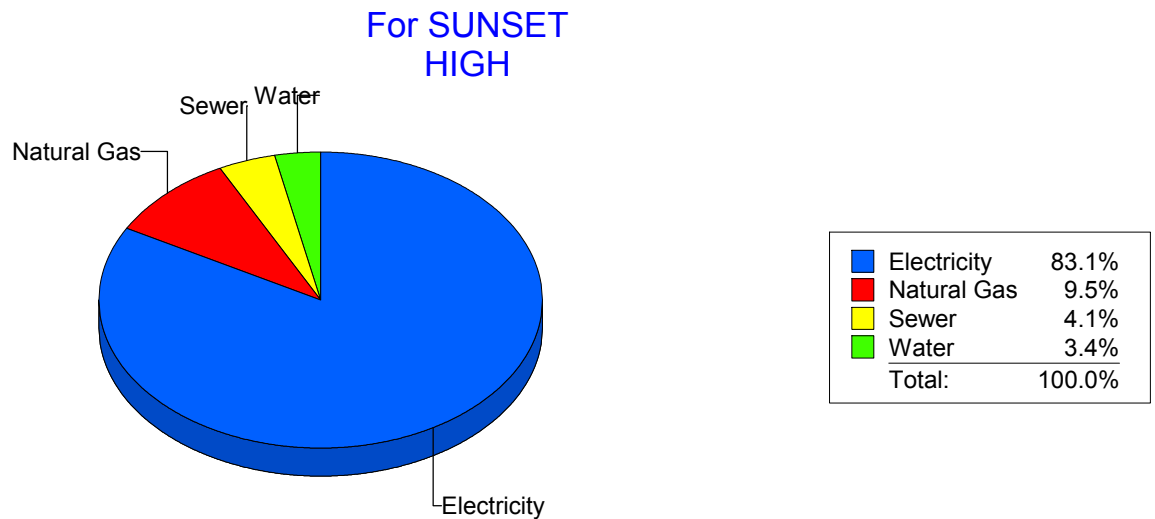
Energy CAP

Cost Avoidance Program

Cost Summary Graph

Grouped by Energy Type

Energy Type	Use	Units	Meter Cost	Special Charges	Total Cost	Avg Unit Cost	% of Total Cost
Site: SUNSET HIGH - SUNSET HIGH							
Electricity	15,760	KWH	\$1,857.16	\$0.00	\$1,857.16	0.1178	83.09%
Natural Gas	279	CCF	\$211.64	\$0.00	\$211.64	0.7586	9.47%
Water	5	CCF	\$75.53	\$0.00	\$75.53	15.1060	3.38%
Sewer	17	CCF	\$90.78	\$0.00	\$90.78	5.3400	4.06%
Total Cost:			\$2,235.11	\$0.00	\$2,235.11		



Filters: Cost Center Name Not Equal To DoNotReport; Billing Period Equal To 201311All Meter CodesAll Group Names

elpaso

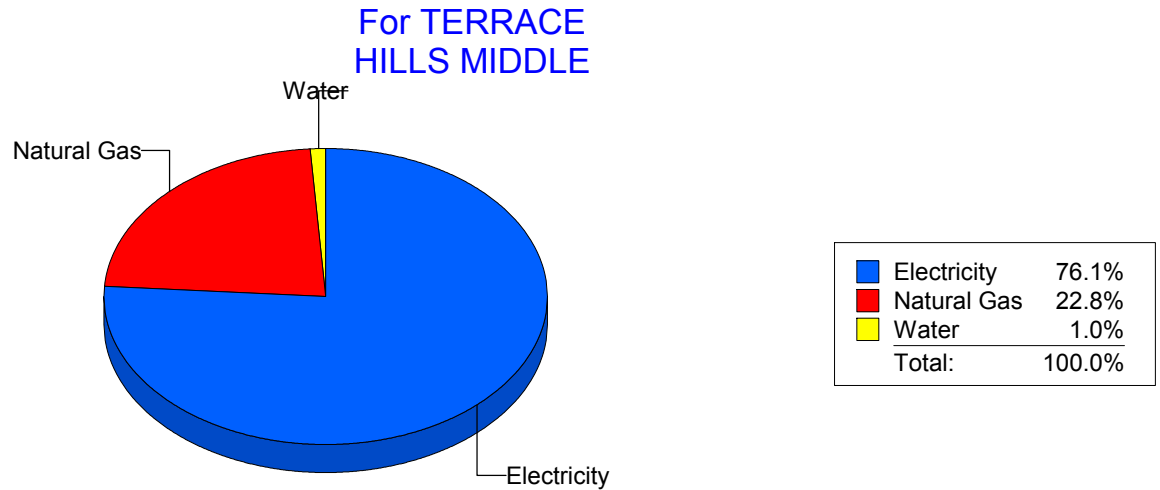
Energy CAP

Cost Avoidance Program

Cost Summary Graph

Grouped by Energy Type

Energy Type	Use	Units	Meter Cost	Special Charges	Total Cost	Avg Unit Cost	% of Total Cost
Site: TERRACE HILLS MIDDLE - TERRACE HILLS MIDDLE							
Electricity	28,350	KWH	\$2,867.73	\$0.00	\$2,867.73	0.1012	76.12%
Natural Gas	1,319	CCF	\$860.37	\$0.00	\$860.37	0.6523	22.84%
Water	0	CCF	\$39.32	\$0.00	\$39.32	0.0000	1.04%
Total Cost:			\$3,767.42	\$0.00	\$3,767.42		



Filters: Cost Center Name Not Equal To DoNotReport; Billing Period Equal To 201311All Meter CodesAll Group Names

elpaso

Energy CAP

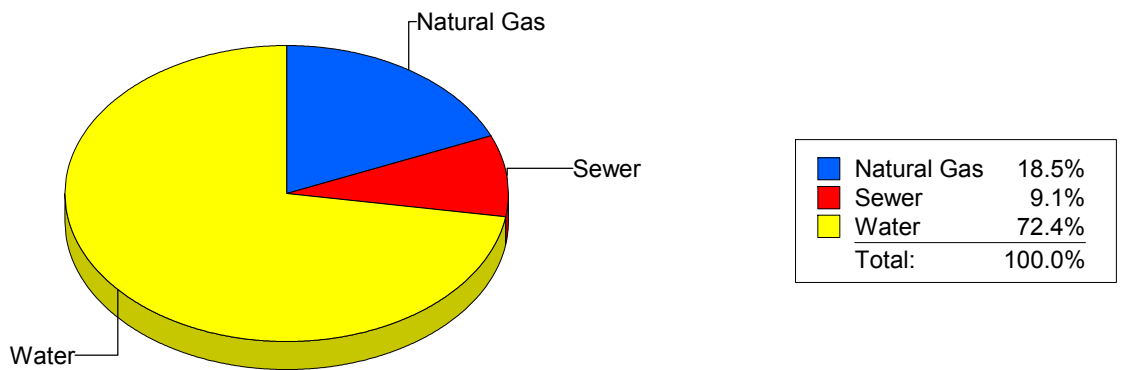
Cost Avoidance Program

Cost Summary Graph

Grouped by Energy Type

Energy Type	Use	Units	Meter Cost	Special Charges	Total Cost	Avg Unit Cost	% of Total Cost
Site: TIPPIN - TIPPIN ELEMENTARY							
Natural Gas	1,052	CCF	\$654.08	\$0.00	\$654.08	0.6217	18.51%
Water	579	CCF	\$2,560.07	\$0.00	\$2,560.07	4.4215	72.44%
Sewer	124	CCF	\$319.95	\$0.00	\$319.95	2.5802	9.05%
Total Cost:			\$3,534.10	\$0.00	\$3,534.10		

For TIPPIN
ELEMENTARY



Filters: Cost Center Name Not Equal To DoNotReport; Billing Period Equal To 201311All Meter CodesAll Group Names

el paso

Energy CAP

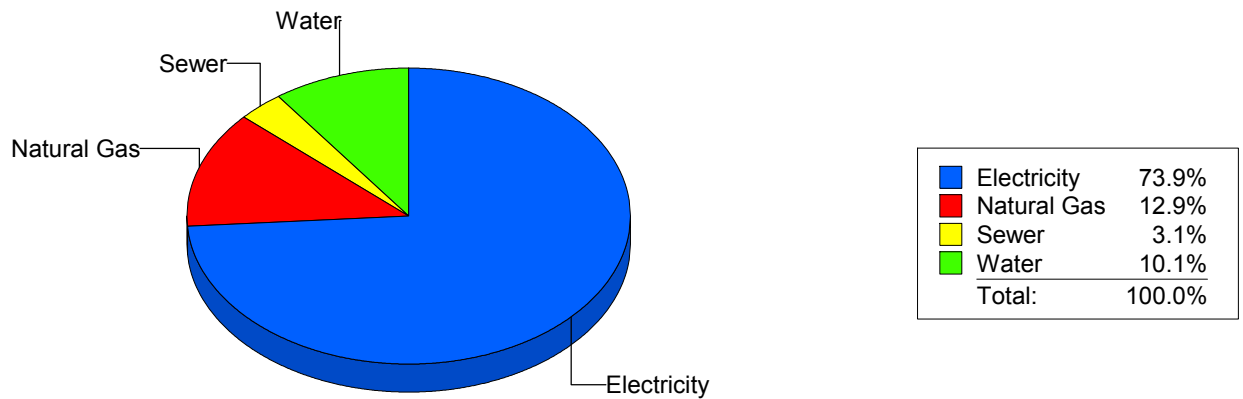
Cost Avoidance Program

Cost Summary Graph

Grouped by Energy Type

Energy Type	Use	Units	Meter Cost	Special Charges	Total Cost	Avg Unit Cost	% of Total Cost
Site: TOMLEA - TOM LEA							
Electricity	57,480	KWH	\$6,043.99	\$0.00	\$6,043.99	0.1051	73.90%
Natural Gas	1,756	CCF	\$1,052.91	\$0.00	\$1,052.91	0.5996	12.87%
Water	228	CCF	\$828.32	\$0.00	\$828.32	3.6330	10.13%
Sewer	76	CCF	\$253.71	\$0.00	\$253.71	3.3383	3.10%
Total Cost:			\$8,178.93	\$0.00	\$8,178.93		

For TOM LEA



Filters: Cost Center Name Not Equal To DoNotReport; Billing Period Equal To 201311All Meter CodesAll Group Names

elpaso

Energy CAP

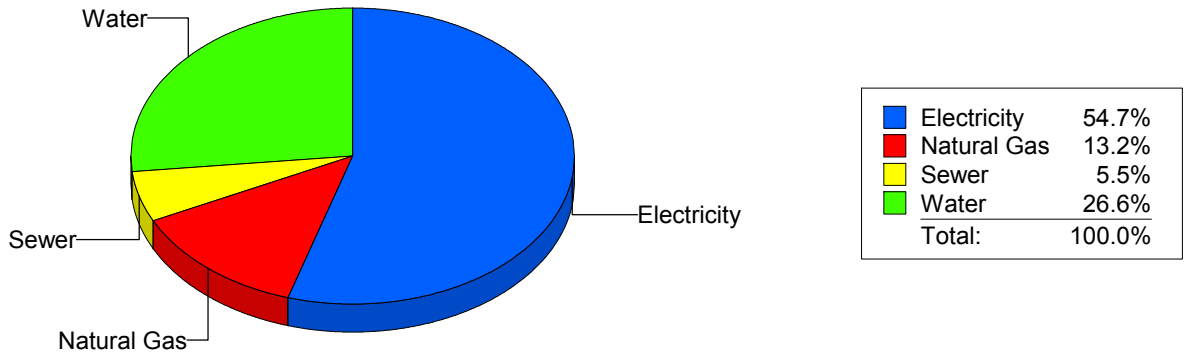
Cost Avoidance Program

Cost Summary Graph

Grouped by Energy Type

Energy Type	Use	Units	Meter Cost	Special Charges	Total Cost	Avg Unit Cost	% of Total Cost
Site: TRAVIS ELEMENTARY SC - TRAVIS ELEMENTARY SC							
Electricity	21,603	KWH	\$2,347.96	\$0.00	\$2,347.96	0.1087	54.74%
Natural Gas	788	CCF	\$564.04	\$0.00	\$564.04	0.7158	13.15%
Water	259	CCF	\$1,140.48	\$0.00	\$1,140.48	4.4034	26.59%
Sewer	84	CCF	\$236.75	\$0.00	\$236.75	2.8185	5.52%
Total Cost:			\$4,289.23	\$0.00	\$4,289.23		

For TRAVIS
ELEMENTARY
SC



Filters: Cost Center Name Not Equal To DoNotReport; Billing Period Equal To 201311All Meter CodesAll Group Names

elpaso

Energy CAP

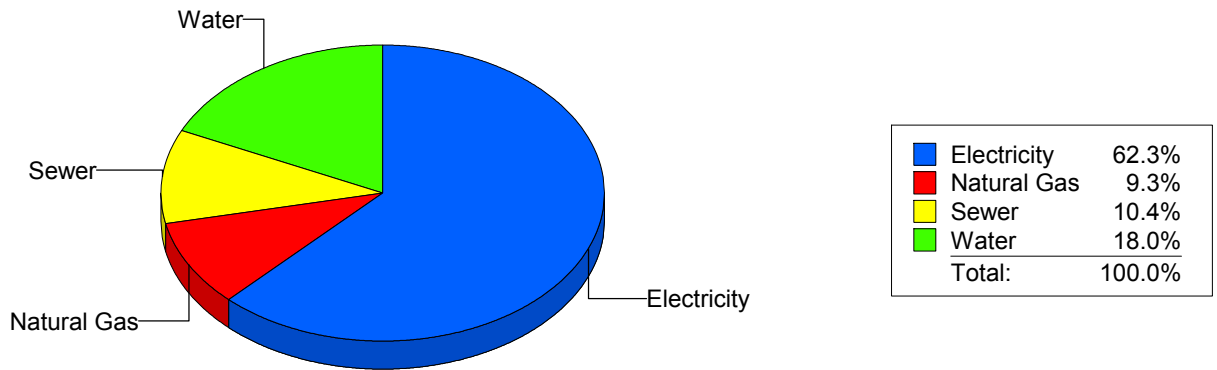
Cost Avoidance Program

Cost Summary Graph

Grouped by Energy Type

Energy Type	Use	Units	Meter Cost	Special Charges	Total Cost	Avg Unit Cost	% of Total Cost
Site: VILAS ELEMENTARY - VILAS ELEMENTARY							
Electricity	33,351	KWH	\$4,301.10	\$0.00	\$4,301.10	0.1290	62.28%
Natural Gas	843	CCF	\$645.12	\$0.00	\$645.12	0.7653	9.34%
Water	573	CCF	\$1,245.36	\$0.00	\$1,245.36	2.1734	18.03%
Sewer	323	CCF	\$715.02	\$0.00	\$715.02	2.2137	10.35%
Total Cost:			\$6,906.60	\$0.00	\$6,906.60		

For VILAS ELEMENTARY



Filters: Cost Center Name Not Equal To DoNotReport; Billing Period Equal To 201311All Meter CodesAll Group Names

elpaso

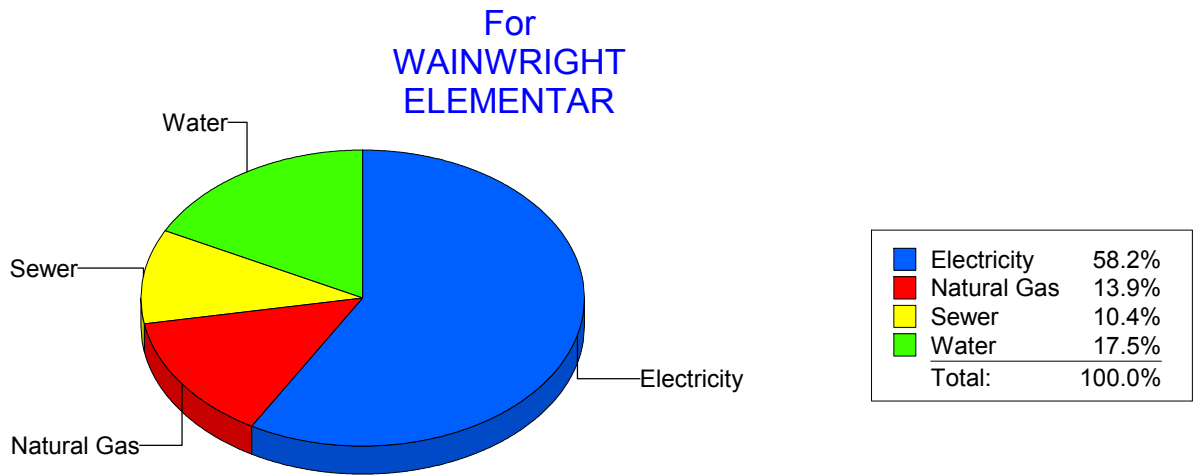
Energy CAP

Cost Avoidance Program

Cost Summary Graph

Grouped by Energy Type

Energy Type	Use	Units	Meter Cost	Special Charges	Total Cost	Avg Unit Cost	% of Total Cost
Site: WAINWRIGHT ELEMENTAR - WAINWRIGHT ELEMENTAR							
Electricity	10,854	KWH	\$1,185.64	\$0.00	\$1,185.64	0.1092	58.24%
Natural Gas	311	CCF	\$282.38	\$0.00	\$282.38	0.9080	13.87%
Water	114	CCF	\$355.70	\$0.00	\$355.70	3.1202	17.47%
Sewer	56	CCF	\$211.92	\$0.00	\$211.92	3.7843	10.41%
Total Cost:			\$2,035.64	\$0.00	\$2,035.64		



Filters: Cost Center Name Not Equal To DoNotReport; Billing Period Equal To 201311All Meter CodesAll Group Names

elpaso

Energy CAP

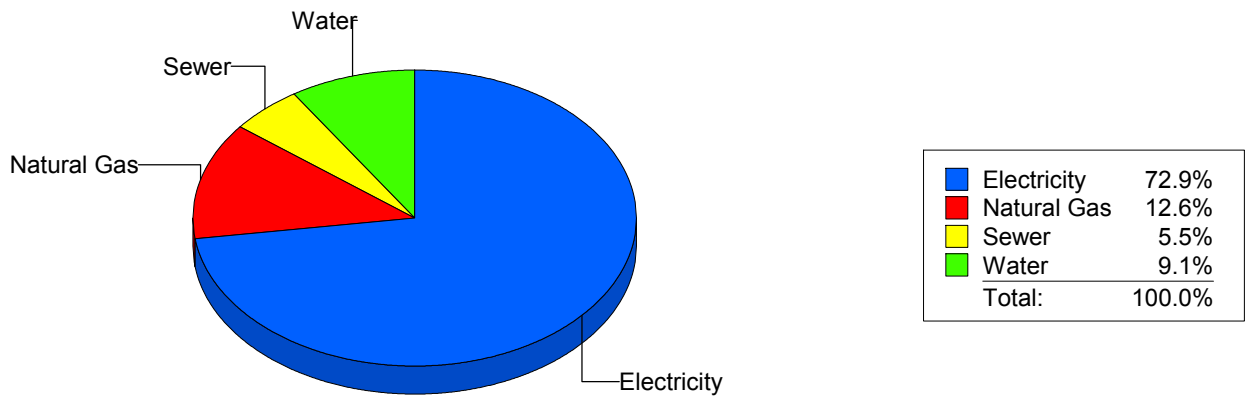
Cost Avoidance Program

Cost Summary Graph

Grouped by Energy Type

Energy Type	Use	Units	Meter Cost	Special Charges	Total Cost	Avg Unit Cost	% of Total Cost
Site: WESTERN HILLS ELEMEN - WESTERN HILLS ELEMEN							
Electricity	38,400	KWH	\$4,587.47	\$0.00	\$4,587.47	0.1195	72.86%
Natural Gas	1,297	CCF	\$792.87	\$0.00	\$792.87	0.6113	12.59%
Water	280	CCF	\$570.66	\$0.00	\$570.66	2.0381	9.06%
Sewer	84	CCF	\$345.15	\$0.00	\$345.15	4.1089	5.48%
Total Cost:			\$6,296.15	\$0.00	\$6,296.15		

For WESTERN HILLS ELEMEN



Filters: Cost Center Name Not Equal To DoNotReport; Billing Period Equal To 201311All Meter CodesAll Group Names

el Paso

Energy CAP

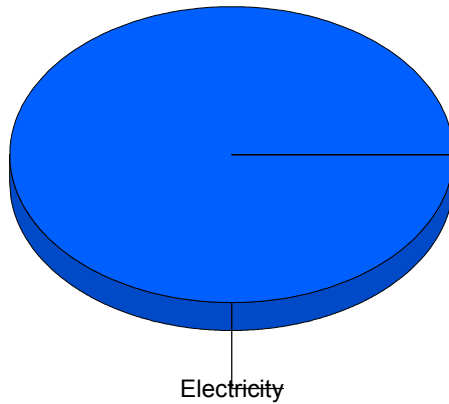
Cost Avoidance Program

Cost Summary Graph

Grouped by Energy Type

Energy Type	Use	Units	Meter Cost	Special Charges	Total Cost	Avg Unit Cost	% of Total Cost
Site: WESTSIDE TRANSPORTAT - WESTSIDE TRANSPORTAT							
Electricity	2,609	KWH	\$315.00	\$0.00	\$315.00	0.1207	100.00%
Total Cost:			\$315.00	\$0.00	\$315.00		

For WESTSIDE TRANSPORTAT



■ Electricity	100.0%
Total:	100.0%

Filters: Cost Center Name Not Equal To DoNotReport; Billing Period Equal To 201311All Meter CodesAll Group Names

elpaso

Energy CAP

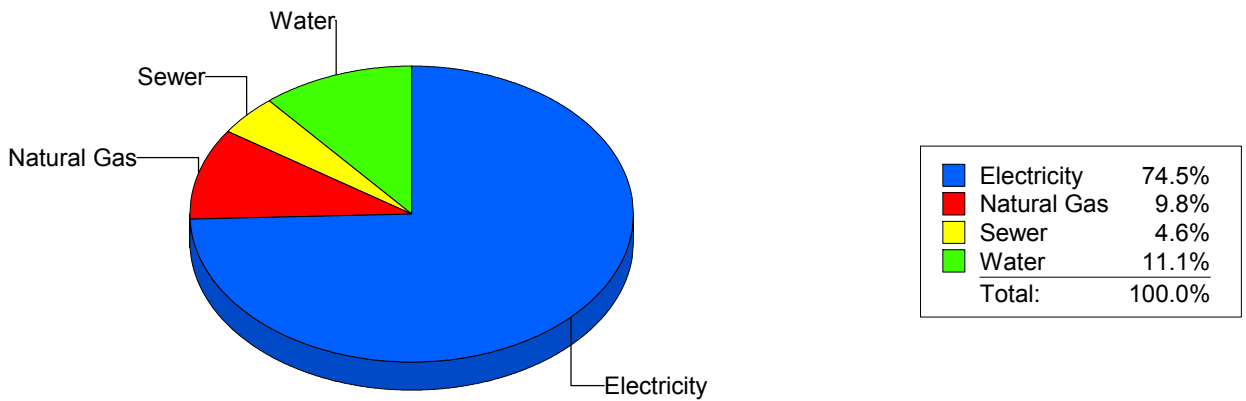
Cost Avoidance Program

Cost Summary Graph

Grouped by Energy Type

Energy Type	Use	Units	Meter Cost	Special Charges	Total Cost	Avg Unit Cost	% of Total Cost
Site: WHITAKER ELEMENTARY - WHITAKER ELEMENTARY							
Electricity	70,320	KWH	\$6,757.44	\$0.00	\$6,757.44	0.0961	74.53%
Natural Gas	1,465	CCF	\$888.05	\$0.00	\$888.05	0.6062	9.79%
Water	373	CCF	\$1,004.71	\$0.00	\$1,004.71	2.6936	11.08%
Sewer	194	CCF	\$416.55	\$0.00	\$416.55	2.1472	4.59%
Total Cost:			\$9,066.75	\$0.00	\$9,066.75		

For WHITAKER ELEMENTARY



Filters: Cost Center Name Not Equal To DoNotReport; Billing Period Equal To 201311All Meter CodesAll Group Names

el paso

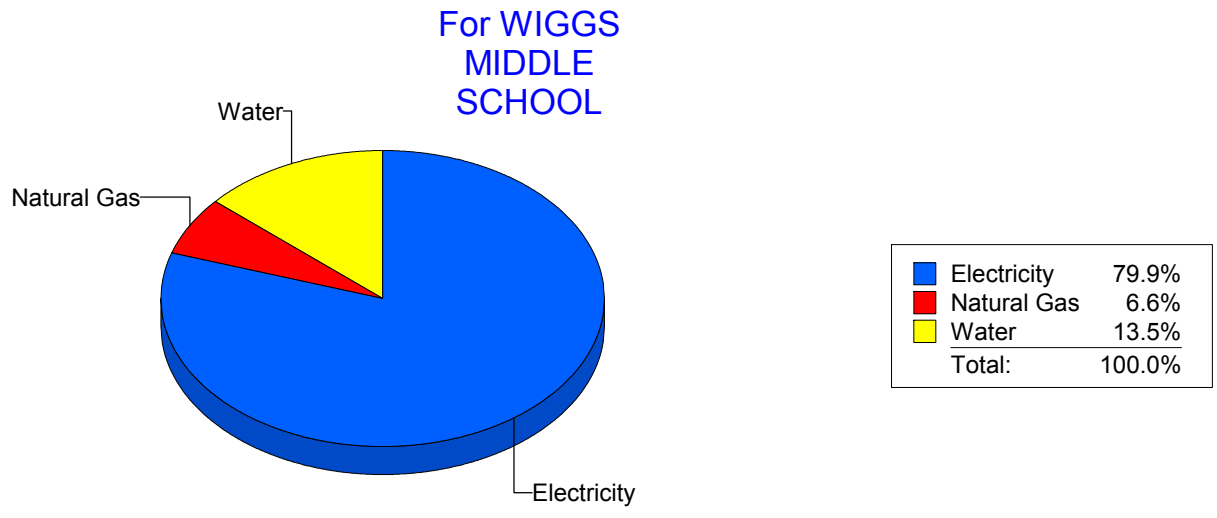
Energy CAP

Cost Avoidance Program

Cost Summary Graph

Grouped by Energy Type

Energy Type	Use	Units	Meter Cost	Special Charges	Total Cost	Avg Unit Cost	% of Total Cost
Site: WIGGS MIDDLE SCHOOL - WIGGS MIDDLE SCHOOL							
Electricity	50,060	KWH	\$5,199.59	\$0.00	\$5,199.59	0.1039	79.89%
Natural Gas	655	CCF	\$429.16	\$0.00	\$429.16	0.6552	6.59%
Water	189	CCF	\$879.28	\$0.00	\$879.28	4.6523	13.51%
Total Cost:			\$6,508.03	\$0.00	\$6,508.03		



Filters: Cost Center Name Not Equal To DoNotReport; Billing Period Equal To 201311All Meter CodesAll Group Names

elpaso

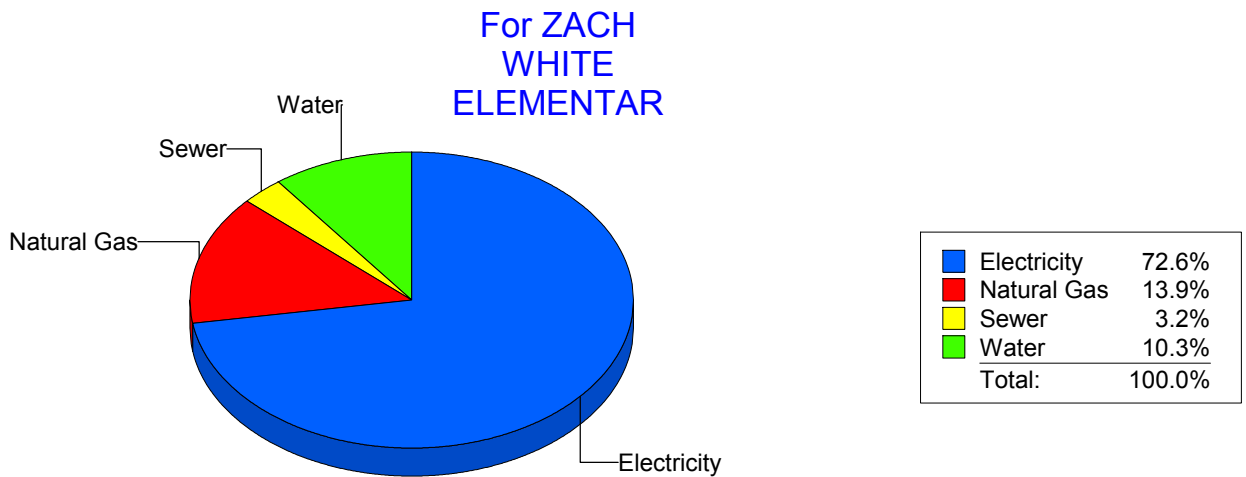
Energy CAP

Cost Avoidance Program

Cost Summary Graph

Grouped by Energy Type

Energy Type	Use	Units	Meter Cost	Special Charges	Total Cost	Avg Unit Cost	% of Total Cost
Site: ZACH WHITE ELEMENTAR - ZACH WHITE ELEMENTAR							
Electricity	52,800	KWH	\$6,206.39	\$0.00	\$6,206.39	0.1175	72.60%
Natural Gas	1,898	CCF	\$1,190.34	\$0.00	\$1,190.34	0.6272	13.92%
Water	276	CCF	\$880.31	\$0.00	\$880.31	3.1895	10.30%
Sewer	99	CCF	\$271.26	\$0.00	\$271.26	2.7400	3.17%
Total Cost:			\$8,548.30	\$0.00	\$8,548.30		



Filters: Cost Center Name Not Equal To DoNotReport; Billing Period Equal To 201311All Meter CodesAll Group Names

elpaso

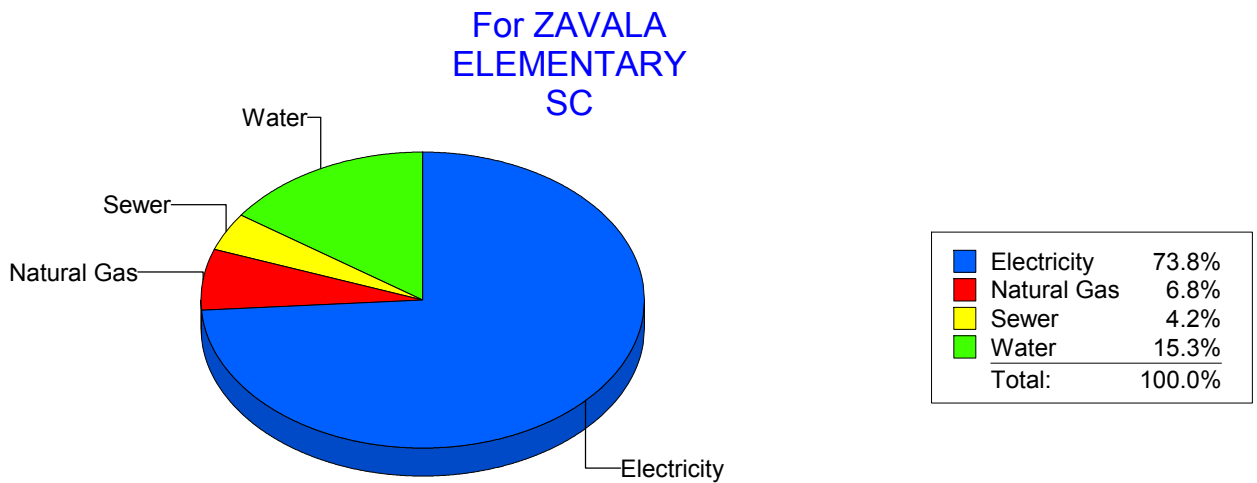
Energy CAP

Cost Avoidance Program

Cost Summary Graph

Grouped by Energy Type

Energy Type	Use	Units	Meter Cost	Special Charges	Total Cost	Avg Unit Cost	% of Total Cost
Site: ZAVALA ELEMENTARY SC - ZAVALA ELEMENTARY SC							
Electricity	24,250	KWH	\$2,265.82	\$0.00	\$2,265.82	0.0934	73.81%
Natural Gas	272	CCF	\$207.52	\$0.00	\$207.52	0.7629	6.76%
Water	124	CCF	\$468.29	\$0.00	\$468.29	3.7765	15.26%
Sewer	44	CCF	\$128.04	\$0.00	\$128.04	2.9100	4.17%
Total Cost:			\$3,069.67	\$0.00	\$3,069.67		



Filters: Cost Center Name Not Equal To DoNotReport; Billing Period Equal To 201311All Meter CodesAll Group Names

elpaso

Energy CAP

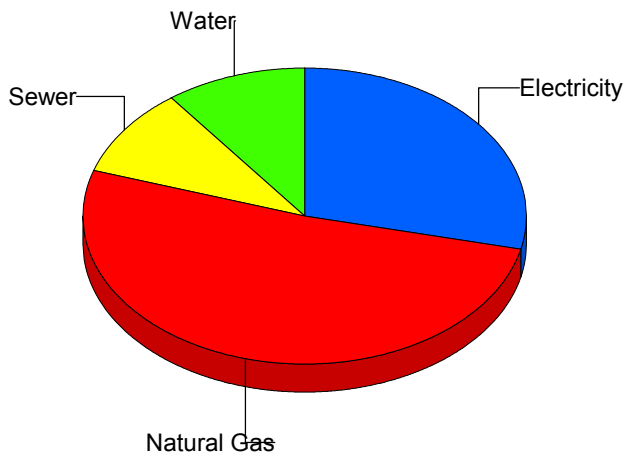
Cost Avoidance Program

Cost Summary Graph

Grouped by Energy Type

Energy Type	Use	Units	Meter Cost	Special Charges	Total Cost	Avg Unit Cost	% of Total Cost
Site: ZUNI COTTAGES - ZUNI COTTAGES							
Electricity		323 KWH	\$68.67	\$0.00	\$68.67	0.2126	28.63%
Natural Gas		9 CCF	\$123.28	\$0.00	\$123.28	13.6978	51.39%
Water		1 CCF	\$24.70	\$0.00	\$24.70	24.7000	10.30%
Sewer		1 CCF	\$23.24	\$0.00	\$23.24	23.2400	9.69%
Total Cost:			\$239.89	\$0.00	\$239.89		

For ZUNI COTTAGES



Electricity	28.6%
Natural Gas	51.4%
Sewer	9.7%
Water	10.3%
Total:	100.0%

Filters: Cost Center Name Not Equal To DoNotReport; Billing Period Equal To 201311All Meter CodesAll Group Names

el Paso

Energy CAP

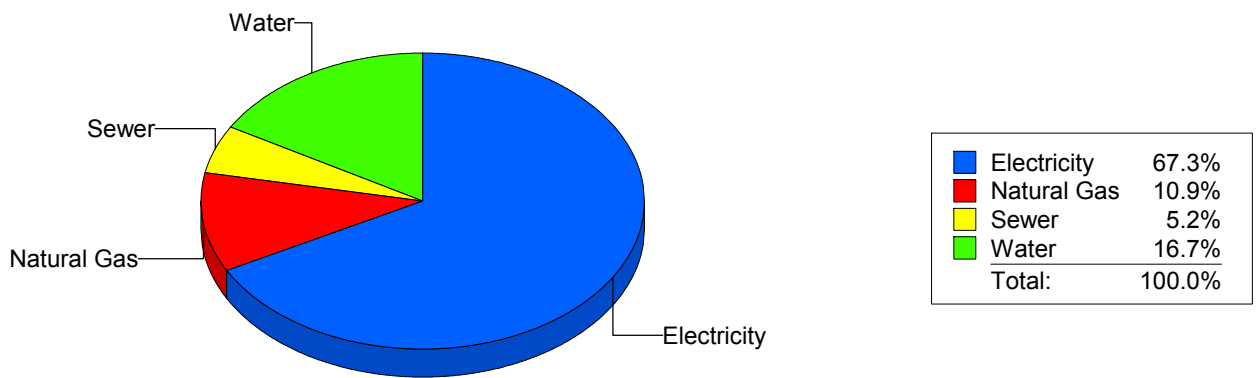
Cost Avoidance Program

Cost Summary Graph

Grouped by Energy Type

Energy Type	Use	Units	Meter Cost	Special Charges	Total Cost	Avg Unit Cost	% of Total Cost
All Sites							
Electricity	5,212,134	KWH	\$551,197.51	\$0.00	\$551,197.51	0.1058	67.26%
Natural Gas	138,840	CCF	\$89,047.13	\$0.00	\$89,047.13	0.6414	10.87%
Water	47,816	CCF	\$136,906.62	\$0.00	\$136,906.62	2.8632	16.71%
Sewer	17,810	CCF	\$42,324.92	\$0.00	\$42,324.92	2.3765	5.16%
Total Cost:			\$819,476.18	\$0.00	\$819,476.18		

For All Sites



Filters: Cost Center Name Not Equal To DoNotReport; Billing Period Equal To 201311All Meter CodesAll Group Names