

elpaso

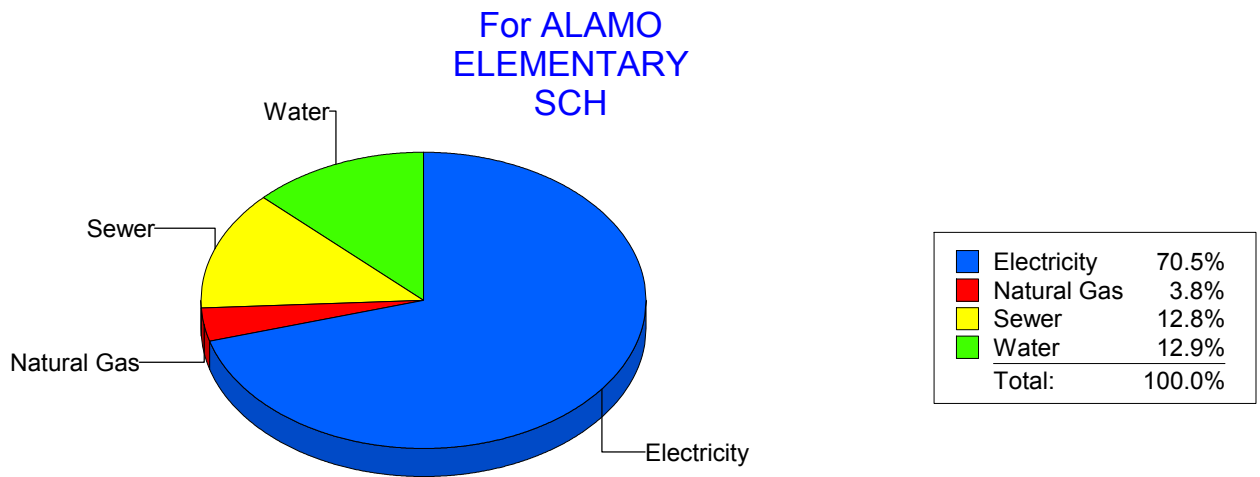
Energy CAP

Cost Avoidance Program

Cost Summary Graph

Grouped by Energy Type

Energy Type	Use	Units	Meter Cost	Special Charges	Total Cost	Avg Unit Cost	% of Total Cost
Site: ALAMO ELEMENTARY SCH - ALAMO ELEMENTARY SCH							
Electricity	2,750	KWH	\$684.20	\$0.00	\$684.20	0.2488	70.47%
Natural Gas	0	CCF	\$37.02	\$0.00	\$37.02	0.0000	3.81%
Water	0	CCF	\$125.26	\$0.00	\$125.26	0.0000	12.90%
Sewer	0	CCF	\$124.48	\$0.00	\$124.48	0.0000	12.82%
Total Cost:			\$970.96	\$0.00	\$970.96		



Filters: Cost Center Name Not Equal To DoNotReport; Billing Period Equal To 201112All Meter CodesAll Group Names

el Paso

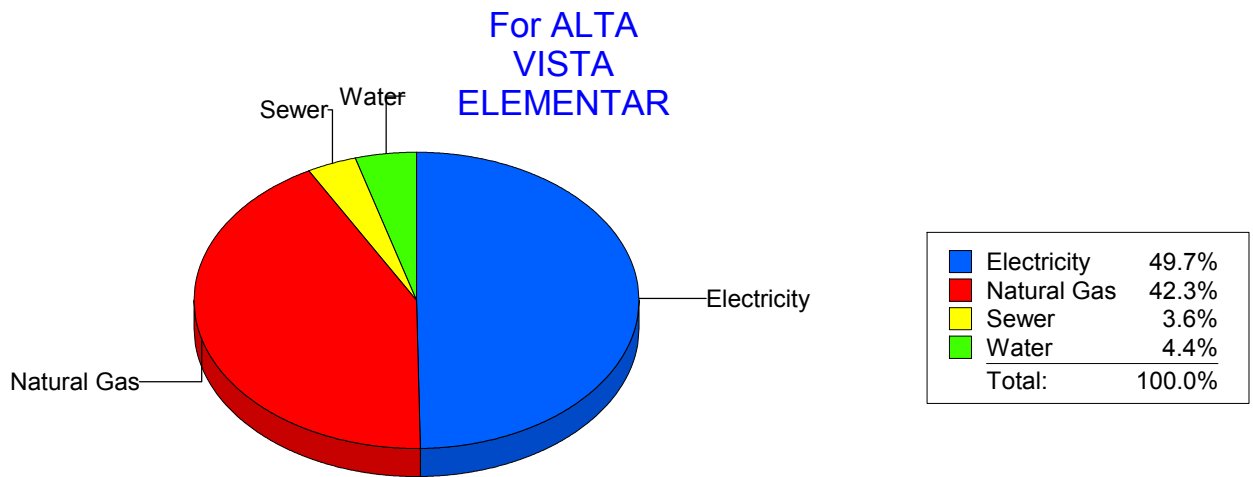
Energy CAP

Cost Avoidance Program

Cost Summary Graph

Grouped by Energy Type

Energy Type	Use	Units	Meter Cost	Special Charges	Total Cost	Avg Unit Cost	% of Total Cost
Site: ALTA VISTA ELEMENTAR - ALTA VISTA ELEMENTAR							
Electricity	22,350	KWH	\$2,393.13	\$0.00	\$2,393.13	0.1071	49.67%
Natural Gas	3,367	CCF	\$2,039.88	\$0.00	\$2,039.88	0.6058	42.34%
Water	103	CCF	\$211.98	\$0.00	\$211.98	2.0581	4.40%
Sewer	87	CCF	\$172.73	\$0.00	\$172.73	1.9854	3.59%
Total Cost:			\$4,817.72	\$0.00	\$4,817.72		



Filters: Cost Center Name Not Equal To DoNotReport; Billing Period Equal To 201112All Meter CodesAll Group Names

elpaso

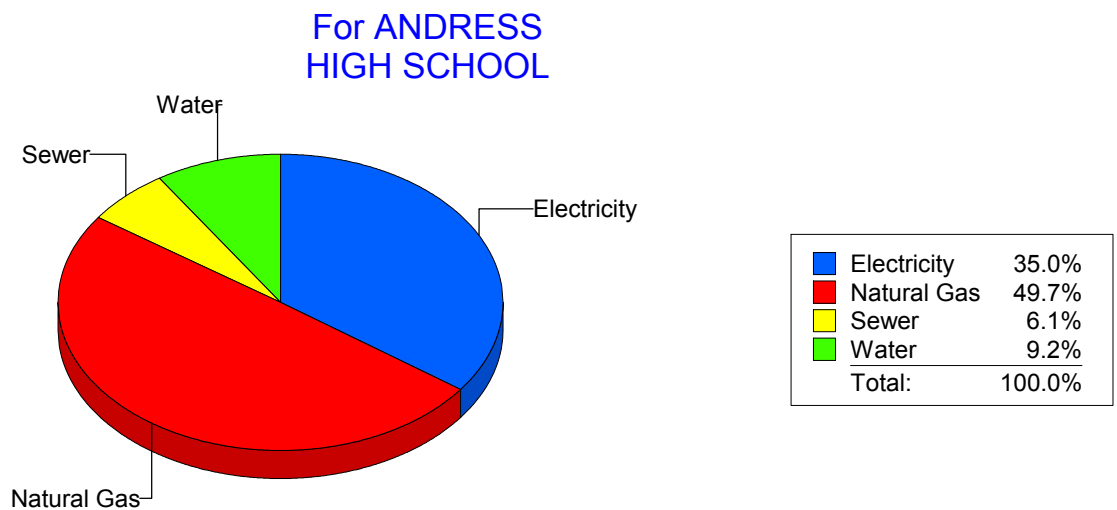
Energy CAP

Cost Avoidance Program

Cost Summary Graph

Grouped by Energy Type

Energy Type	Use	Units	Meter Cost	Special Charges	Total Cost	Avg Unit Cost	% of Total Cost
Site: ANDRESS HIGH SCHOOL - ANDRESS HIGH SCHOOL							
Electricity	35,193	KWH	\$4,424.85	\$0.00	\$4,424.85	0.1257	35.01%
Natural Gas	10,643	CCF	\$6,278.65	\$0.00	\$6,278.65	0.5899	49.68%
Water	713	CCF	\$1,159.04	\$0.00	\$1,159.04	1.6256	9.17%
Sewer	502	CCF	\$775.15	\$0.00	\$775.15	1.5441	6.13%
Total Cost:			\$12,637.69	\$0.00	\$12,637.69		



Filters: Cost Center Name Not Equal To DoNotReport; Billing Period Equal To 201112All Meter CodesAll Group Names

elpaso

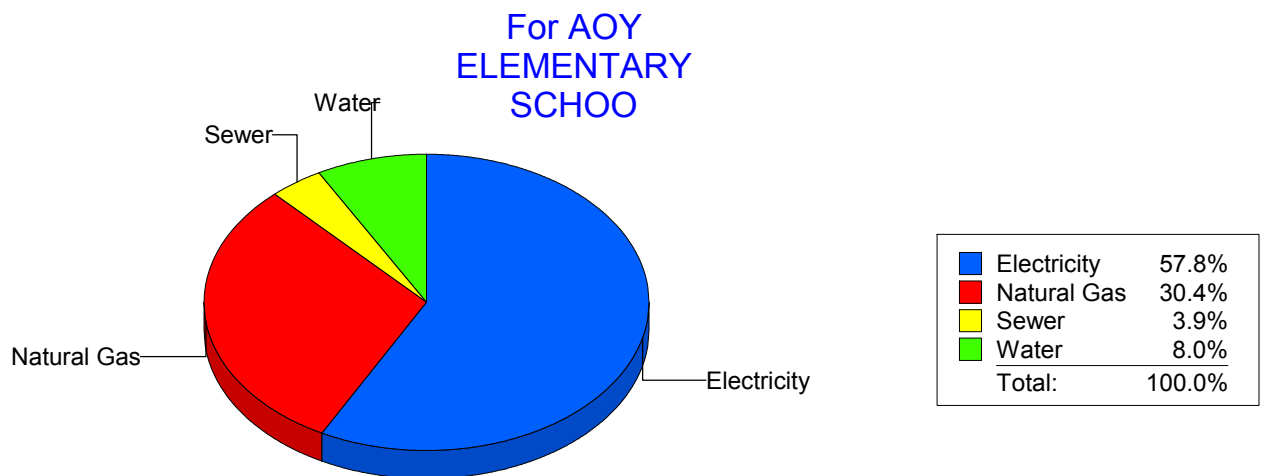
Energy CAP

Cost Avoidance Program

Cost Summary Graph

Grouped by Energy Type

Energy Type	Use	Units	Meter Cost	Special Charges	Total Cost	Avg Unit Cost	% of Total Cost
Site: AOY ELEMENTARY SCHOO - AOY ELEMENTARY SCHOO							
Electricity	43,624	KWH	\$5,263.67	\$0.00	\$5,263.67	0.1207	57.76%
Natural Gas	4,633	CCF	\$2,771.79	\$0.00	\$2,771.79	0.5983	30.42%
Water	191	CCF	\$726.13	\$0.00	\$726.13	3.8017	7.97%
Sewer	71	CCF	\$351.60	\$0.00	\$351.60	4.9521	3.86%
Total Cost:			\$9,113.19	\$0.00	\$9,113.19		



Filters: Cost Center Name Not Equal To DoNotReport; Billing Period Equal To 201112All Meter CodesAll Group Names

elpaso

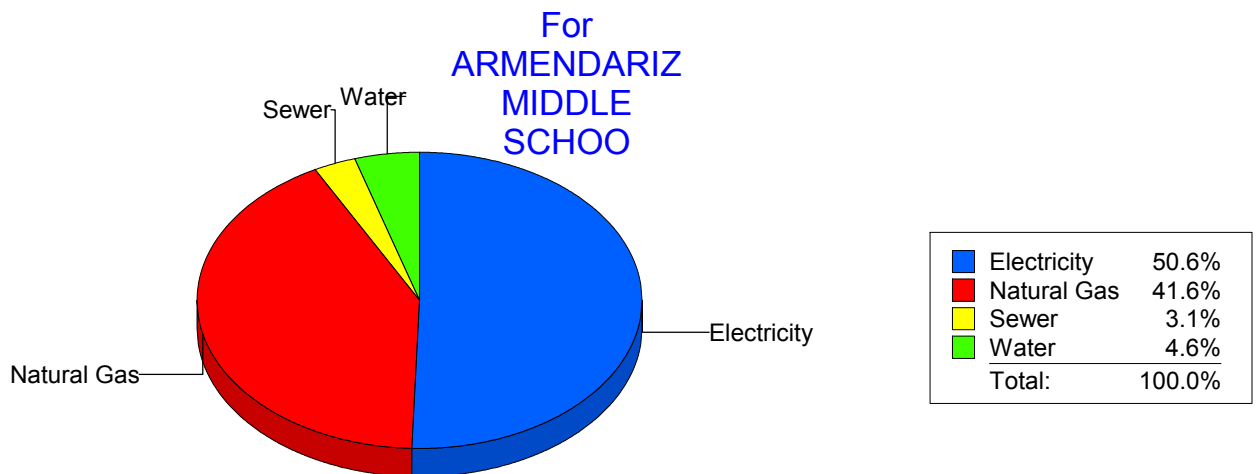
Energy CAP

Cost Avoidance Program

Cost Summary Graph

Grouped by Energy Type

Energy Type	Use	Units	Meter Cost	Special Charges	Total Cost	Avg Unit Cost	% of Total Cost
Site: ARMENDARIZ MIDDLE SCHOO - ARMENDARIZ MIDDLE SCHOO							
Electricity	62,000	KWH	\$6,515.82	\$0.00	\$6,515.82	0.1051	50.61%
Natural Gas	9,164	CCF	\$5,360.61	\$0.00	\$5,360.61	0.5850	41.64%
Water	231	CCF	\$598.66	\$0.00	\$598.66	2.5916	4.65%
Sewer	148	CCF	\$399.91	\$0.00	\$399.91	2.7021	3.11%
Total Cost:			\$12,875.00	\$0.00	\$12,875.00		



Filters: Cost Center Name Not Equal To DoNotReport; Billing Period Equal To 201112All Meter CodesAll Group Names

el Paso

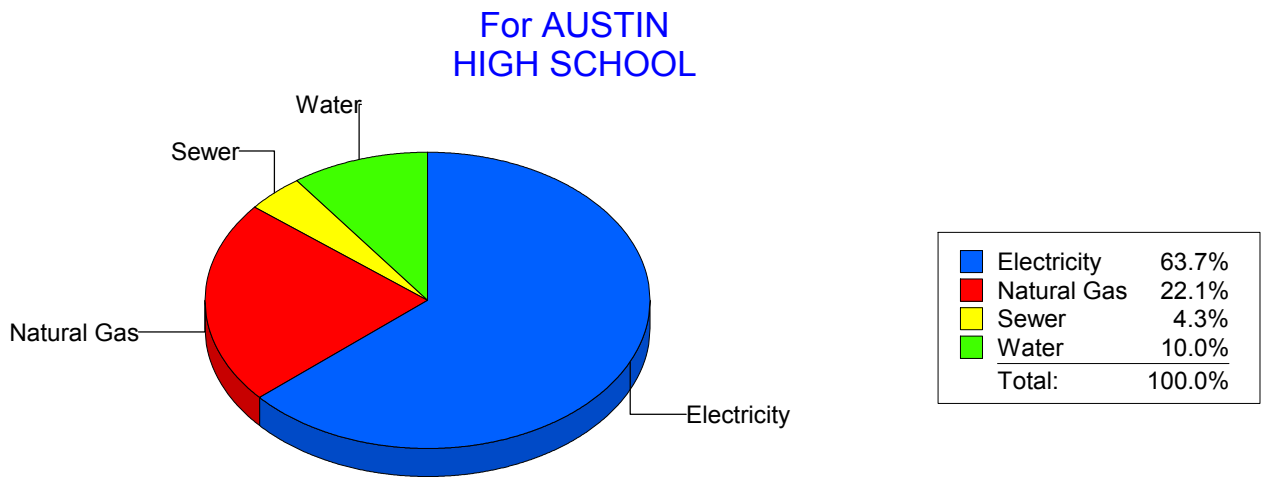
Energy CAP

Cost Avoidance Program

Cost Summary Graph

Grouped by Energy Type

Energy Type	Use	Units	Meter Cost	Special Charges	Total Cost	Avg Unit Cost	% of Total Cost
Site: AUSTIN HIGH SCHOOL - AUSTIN HIGH SCHOOL							
Electricity	143,457	KWH	\$16,772.29	\$0.00	\$16,772.29	0.1169	63.66%
Natural Gas	9,799	CCF	\$5,825.92	\$0.00	\$5,825.92	0.5945	22.11%
Water	1,015	CCF	\$2,624.18	\$0.00	\$2,624.18	2.5854	9.96%
Sewer	452	CCF	\$1,122.42	\$0.00	\$1,122.42	2.4832	4.26%
Total Cost:			\$26,344.81	\$0.00	\$26,344.81		



Filters: Cost Center Name Not Equal To DoNotReport; Billing Period Equal To 201112All Meter CodesAll Group Names

elpaso

Energy CAP

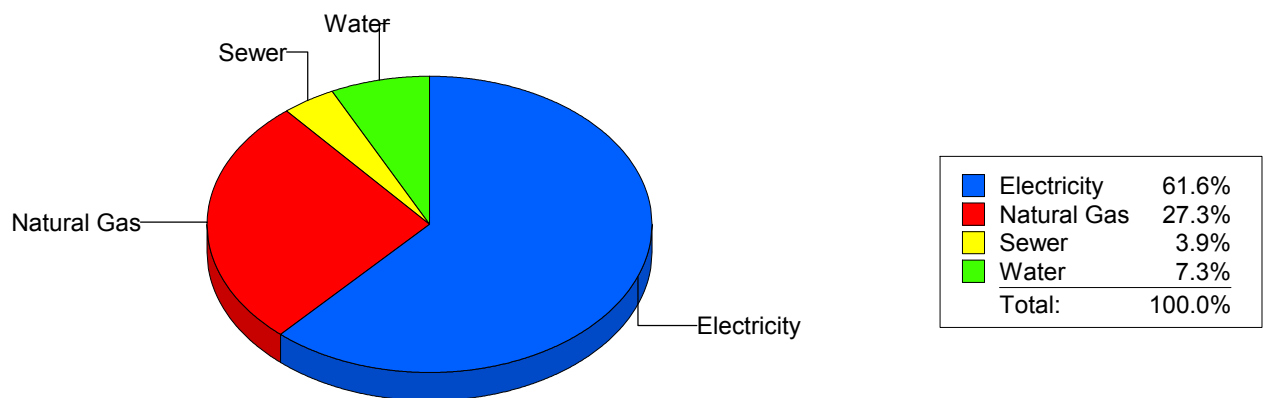
Cost Avoidance Program

Cost Summary Graph

Grouped by Energy Type

Energy Type	Use	Units	Meter Cost	Special Charges	Total Cost	Avg Unit Cost	% of Total Cost
Site: BARRON - BARRON							
Electricity	40,527	KWH	\$5,463.44	\$0.00	\$5,463.44	0.1348	61.55%
Natural Gas	4,016	CCF	\$2,421.46	\$0.00	\$2,421.46	0.6030	27.28%
Water	97	CCF	\$647.02	\$0.00	\$647.02	6.6703	7.29%
Sewer	86	CCF	\$344.41	\$0.00	\$344.41	4.0048	3.88%
Total Cost:			\$8,876.33	\$0.00	\$8,876.33		

For BARRON



Filters: Cost Center Name Not Equal To DoNotReport; Billing Period Equal To 201112All Meter CodesAll Group Names

elpaso

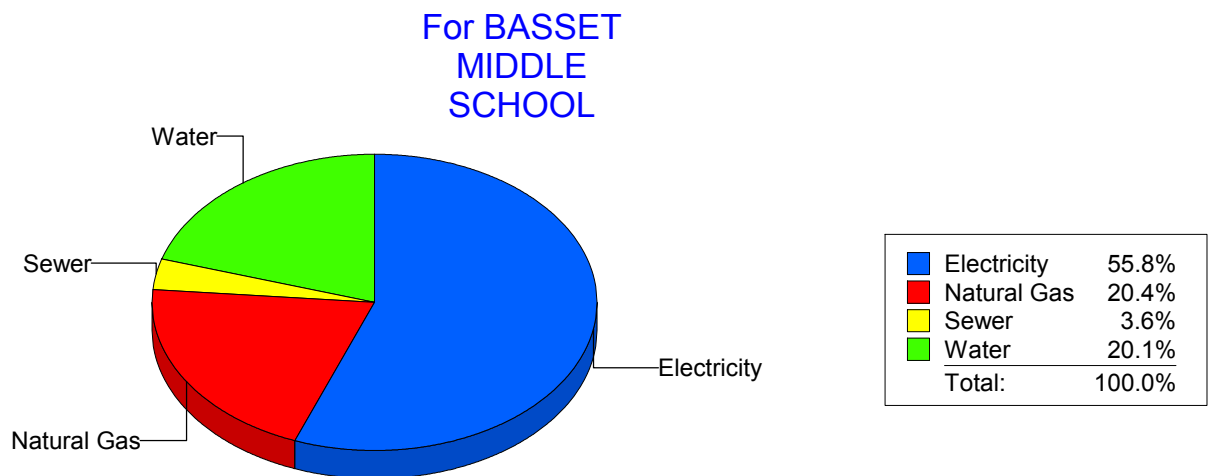
Energy CAP

Cost Avoidance Program

Cost Summary Graph

Grouped by Energy Type

Energy Type	Use	Units	Meter Cost	Special Charges	Total Cost	Avg Unit Cost	% of Total Cost
Site: BASSET MIDDLE SCHOOL - BASSET MIDDLE SCHOOL							
Electricity	59,543	KWH	\$7,752.81	\$0.00	\$7,752.81	0.1302	55.81%
Natural Gas	4,683	CCF	\$2,840.71	\$0.00	\$2,840.71	0.6066	20.45%
Water	954	CCF	\$2,797.56	\$0.00	\$2,797.56	2.9325	20.14%
Sewer	286	CCF	\$500.83	\$0.00	\$500.83	1.7512	3.61%
Total Cost:			\$13,891.91	\$0.00	\$13,891.91		



Filters: Cost Center Name Not Equal To DoNotReport; Billing Period Equal To 201112All Meter CodesAll Group Names

elpaso

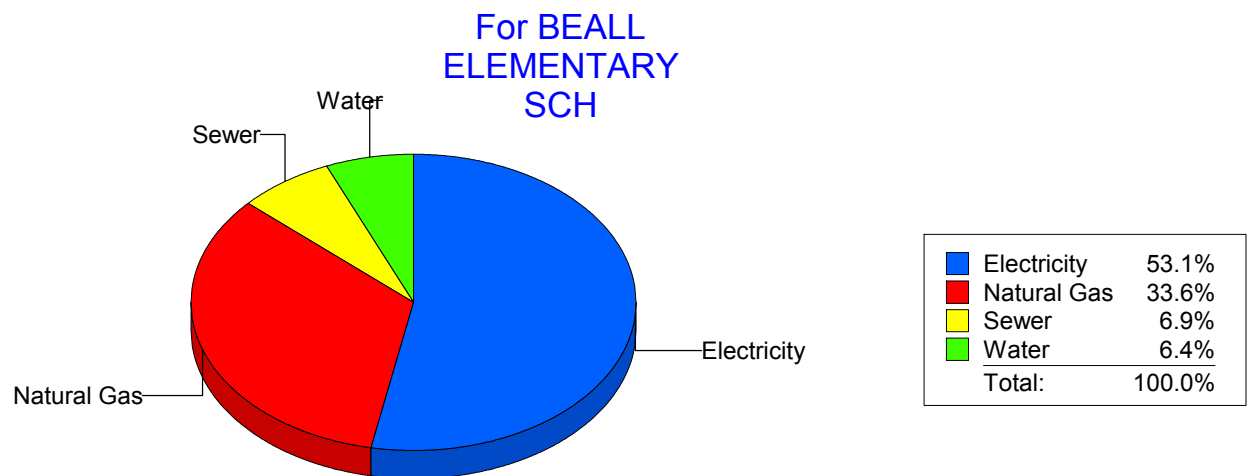
Energy CAP

Cost Avoidance Program

Cost Summary Graph

Grouped by Energy Type

Energy Type	Use	Units	Meter Cost	Special Charges	Total Cost	Avg Unit Cost	% of Total Cost
Site: BEALL ELEMENTARY SCH - BEALL ELEMENTARY SCH							
Electricity	18,132	KWH	\$2,219.00	\$0.00	\$2,219.00	0.1224	53.09%
Natural Gas	2,269	CCF	\$1,405.21	\$0.00	\$1,405.21	0.6193	33.62%
Water	97	CCF	\$265.84	\$0.00	\$265.84	2.7406	6.36%
Sewer	120	CCF	\$290.01	\$0.00	\$290.01	2.4168	6.94%
Total Cost:			\$4,180.06	\$0.00	\$4,180.06		



Filters: Cost Center Name Not Equal To DoNotReport; Billing Period Equal To 201112All Meter CodesAll Group Names

el Paso

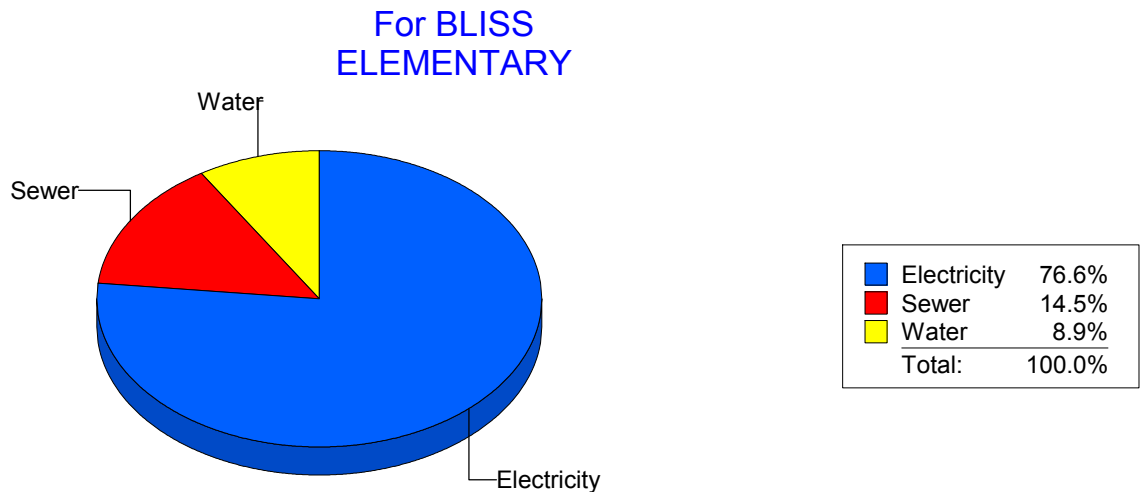
Energy CAP

Cost Avoidance Program

Cost Summary Graph

Grouped by Energy Type

Energy Type	Use	Units	Meter Cost	Special Charges	Total Cost	Avg Unit Cost	% of Total Cost
Site: BLISS ELEMENTARY - BLISS ELEMENTARY							
Electricity	19,581	KWH	\$2,389.68	\$0.00	\$2,389.68	0.1220	76.60%
Water	106	CCF	\$278.89	\$0.00	\$278.89	2.6310	8.94%
Sewer	247	CCF	\$451.30	\$0.00	\$451.30	1.8271	14.47%
Total Cost:			\$3,119.87	\$0.00	\$3,119.87		



Filters: Cost Center Name Not Equal To DoNotReport; Billing Period Equal To 201112All Meter CodesAll Group Names

elpaso

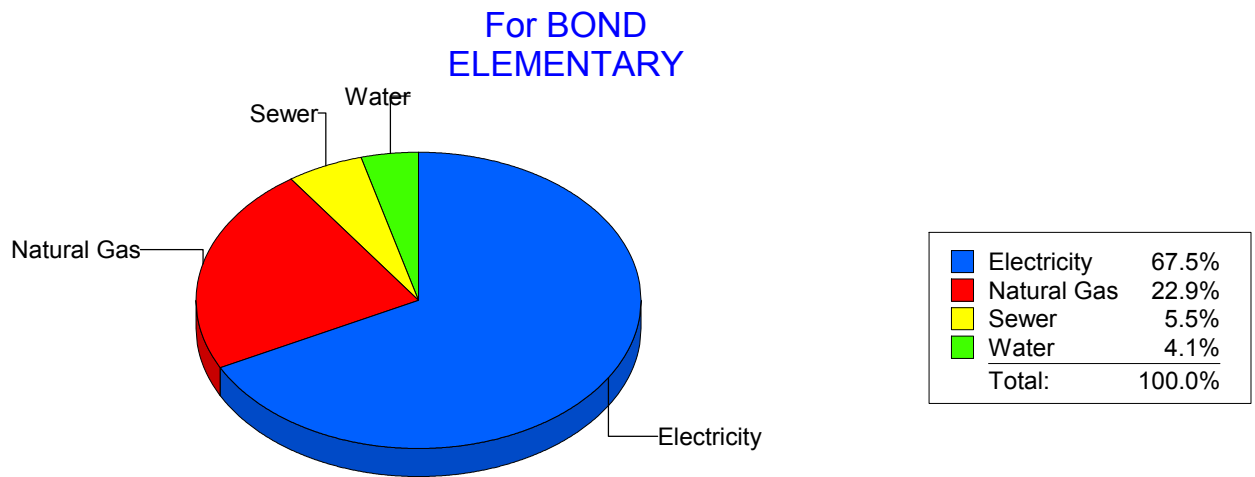
Energy CAP

Cost Avoidance Program

Cost Summary Graph

Grouped by Energy Type

Energy Type	Use	Units	Meter Cost	Special Charges	Total Cost	Avg Unit Cost	% of Total Cost
Site: BOND - BOND ELEMENTARY							
Electricity	31,277	KWH	\$4,278.03	\$0.00	\$4,278.03	0.1368	67.54%
Natural Gas	2,341	CCF	\$1,447.39	\$0.00	\$1,447.39	0.6183	22.85%
Water	92	CCF	\$258.59	\$0.00	\$258.59	2.8108	4.08%
Sewer	167	CCF	\$349.70	\$0.00	\$349.70	2.0940	5.52%
Total Cost:			\$6,333.71	\$0.00	\$6,333.71		



Filters: Cost Center Name Not Equal To DoNotReport; Billing Period Equal To 201112All Meter CodesAll Group Names

elpaso

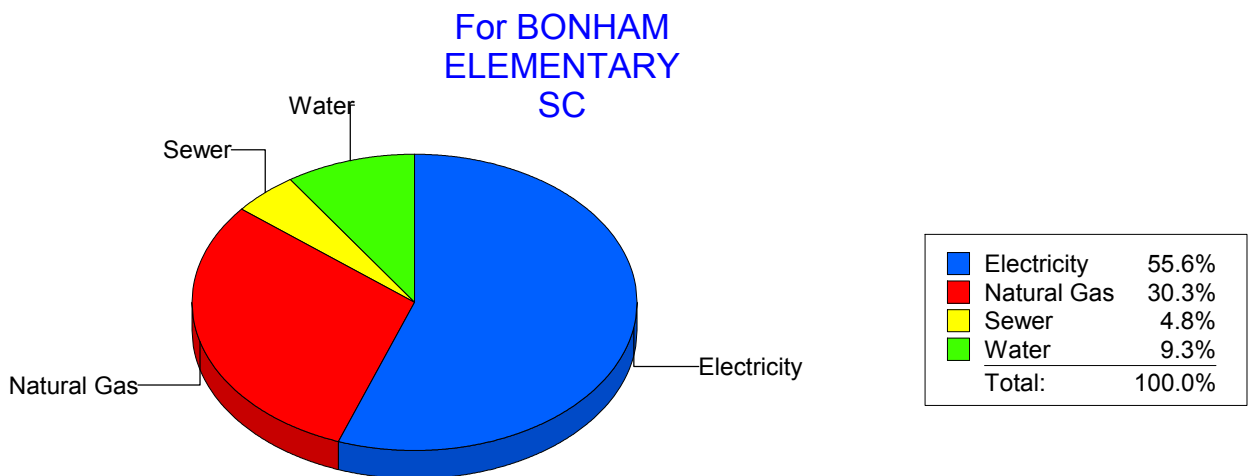
Energy CAP

Cost Avoidance Program

Cost Summary Graph

Grouped by Energy Type

Energy Type	Use	Units	Meter Cost	Special Charges	Total Cost	Avg Unit Cost	% of Total Cost
Site: BONHAM ELEMENTARY SC - BONHAM ELEMENTARY SC							
Electricity	25,535	KWH	\$3,427.15	\$0.00	\$3,427.15	0.1342	55.59%
Natural Gas	3,054	CCF	\$1,867.13	\$0.00	\$1,867.13	0.6114	30.29%
Water	261	CCF	\$575.99	\$0.00	\$575.99	2.2069	9.34%
Sewer	136	CCF	\$294.55	\$0.00	\$294.55	2.1658	4.78%
Total Cost:			\$6,164.82	\$0.00	\$6,164.82		



Filters: Cost Center Name Not Equal To DoNotReport; Billing Period Equal To 201112All Meter CodesAll Group Names

elpaso

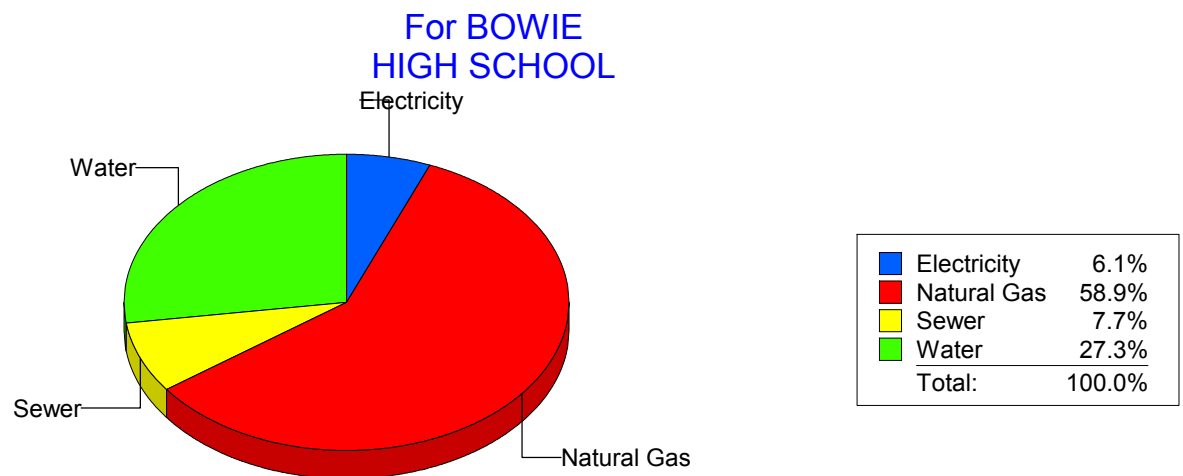
Energy CAP

Cost Avoidance Program

Cost Summary Graph

Grouped by Energy Type

Energy Type	Use	Units	Meter Cost	Special Charges	Total Cost	Avg Unit Cost	% of Total Cost
Site: BOWIE HIGH SCHOOL - BOWIE HIGH SCHOOL							
Electricity	8,228	KWH	\$894.12	\$0.00	\$894.12	0.1087	6.09%
Natural Gas	14,771	CCF	\$8,652.52	\$0.00	\$8,652.52	0.5858	58.93%
Water	2,976	CCF	\$4,008.01	\$0.00	\$4,008.01	1.3468	27.30%
Sewer	564	CCF	\$1,128.08	\$0.00	\$1,128.08	2.0001	7.68%
Total Cost:			\$14,682.73	\$0.00	\$14,682.73		



Filters: Cost Center Name Not Equal To DoNotReport; Billing Period Equal To 201112All Meter CodesAll Group Names

elpaso

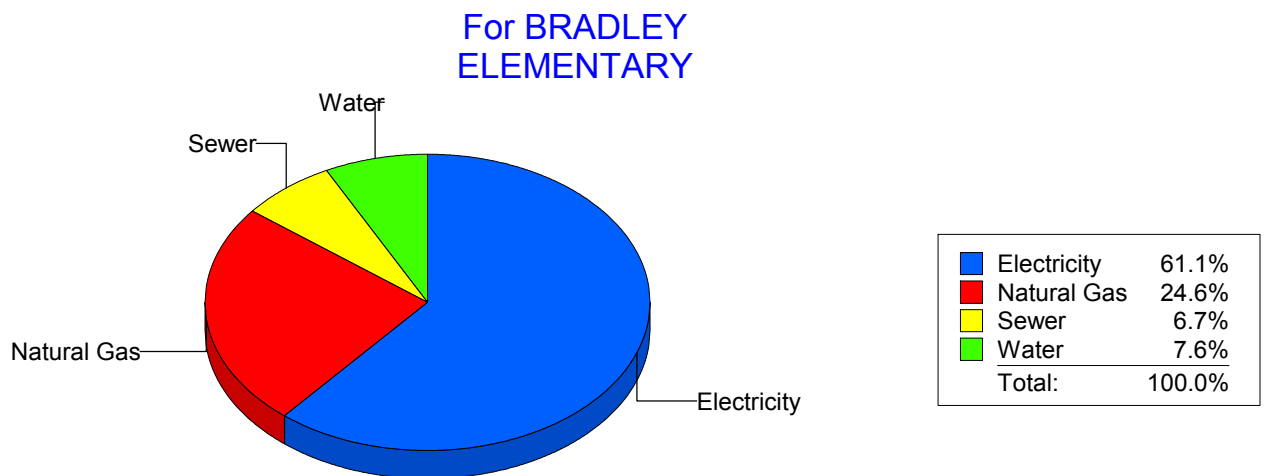
Energy CAP

Cost Avoidance Program

Cost Summary Graph

Grouped by Energy Type

Energy Type	Use	Units	Meter Cost	Special Charges	Total Cost	Avg Unit Cost	% of Total Cost
Site: BRADLEY ELEMENTARY - BRADLEY ELEMENTARY							
Electricity	26,100	KWH	\$3,042.76	\$0.00	\$3,042.76	0.1166	61.10%
Natural Gas	2,020	CCF	\$1,223.23	\$0.00	\$1,223.23	0.6056	24.56%
Water	128	CCF	\$379.08	\$0.00	\$379.08	2.9616	7.61%
Sewer	97	CCF	\$335.14	\$0.00	\$335.14	3.4551	6.73%
Total Cost:			\$4,980.21	\$0.00	\$4,980.21		



Filters: Cost Center Name Not Equal To DoNotReport; Billing Period Equal To 201112All Meter CodesAll Group Names

el Paso

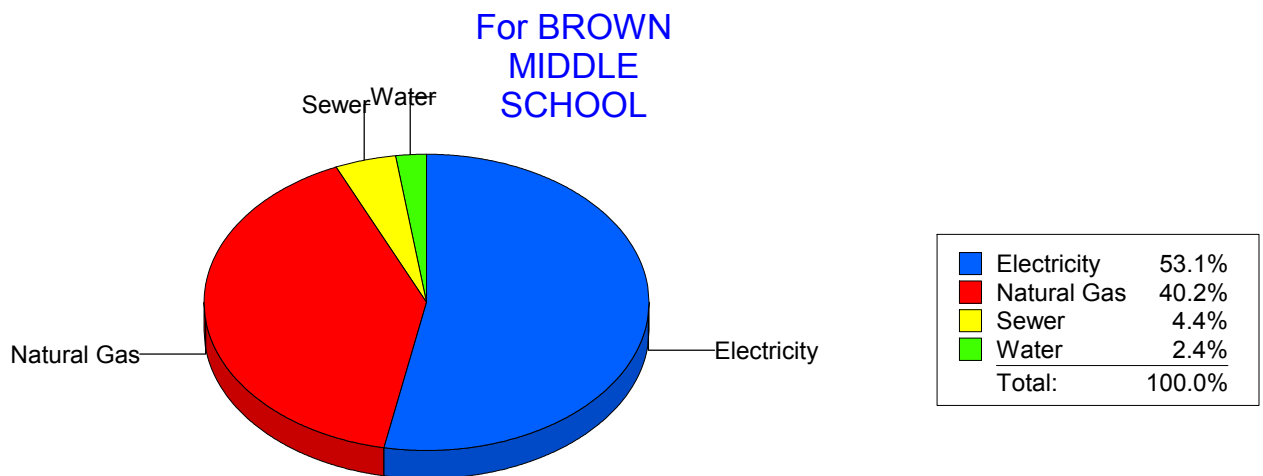
Energy CAP

Cost Avoidance Program

Cost Summary Graph

Grouped by Energy Type

Energy Type	Use	Units	Meter Cost	Special Charges	Total Cost	Avg Unit Cost	% of Total Cost
Site: BROWN MIDDLE SCHOOL - BROWN MIDDLE SCHOOL							
Electricity	86,000	KWH	\$8,779.84	\$0.00	\$8,779.84	0.1021	53.06%
Natural Gas	11,402	CCF	\$6,653.58	\$0.00	\$6,653.58	0.5835	40.21%
Water	110	CCF	\$389.34	\$0.00	\$389.34	3.5395	2.35%
Sewer	403	CCF	\$723.76	\$0.00	\$723.76	1.7959	4.37%
Total Cost:			\$16,546.52	\$0.00	\$16,546.52		



Filters: Cost Center Name Not Equal To DoNotReport; Billing Period Equal To 201112All Meter CodesAll Group Names

elpaso

Energy CAP

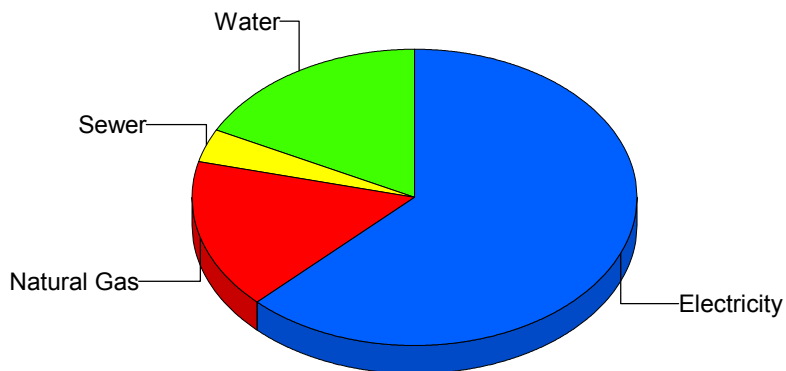
Cost Avoidance Program

Cost Summary Graph

Grouped by Energy Type

Energy Type	Use	Units	Meter Cost	Special Charges	Total Cost	Avg Unit Cost	% of Total Cost
Site: BURGESS HIGH SCHOOL - BURGESS HIGH SCHOOL							
Electricity	95,137	KWH	\$10,880.03	\$0.00	\$10,880.03	0.1144	62.38%
Natural Gas	4,785	CCF	\$2,875.26	\$0.00	\$2,875.26	0.6009	16.49%
Water	869	CCF	\$3,034.36	\$0.00	\$3,034.36	3.4918	17.40%
Sewer	237	CCF	\$650.55	\$0.00	\$650.55	2.7449	3.73%
Total Cost:			\$17,440.20	\$0.00	\$17,440.20		

For BURGESS
HIGH SCHOOL



Electricity	62.4%
Natural Gas	16.5%
Sewer	3.7%
Water	17.4%
Total:	100.0%

Filters: Cost Center Name Not Equal To DoNotReport; Billing Period Equal To 201112All Meter CodesAll Group Names

elpaso

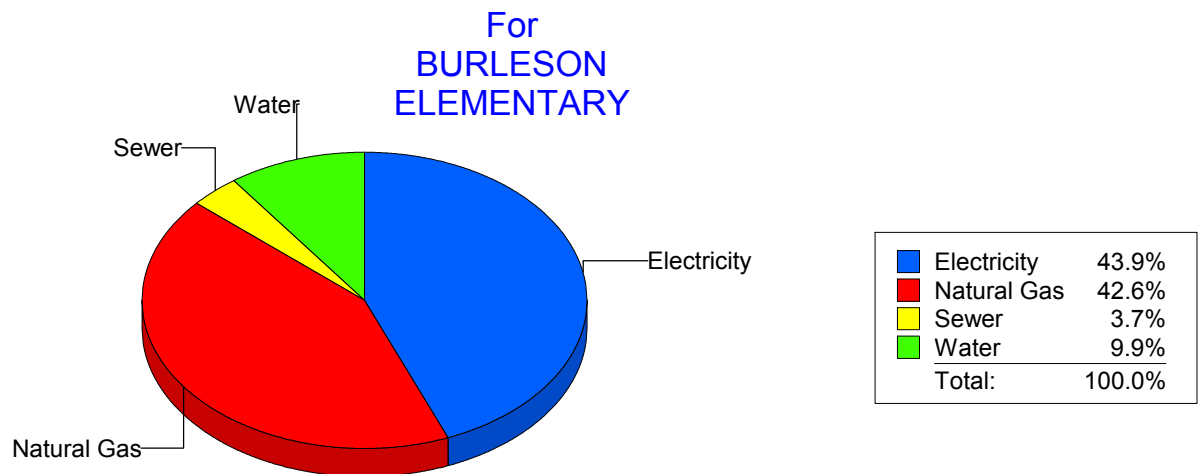
Energy CAP

Cost Avoidance Program

Cost Summary Graph

Grouped by Energy Type

Energy Type	Use	Units	Meter Cost	Special Charges	Total Cost	Avg Unit Cost	% of Total Cost
Site: BURLESON ELEMENTARY - BURLESON ELEMENTARY							
Electricity	26,459	KWH	\$2,907.14	\$0.00	\$2,907.14	0.1099	43.85%
Natural Gas	4,564	CCF	\$2,822.54	\$0.00	\$2,822.54	0.6184	42.58%
Water	244	CCF	\$654.24	\$0.00	\$654.24	2.6813	9.87%
Sewer	95	CCF	\$245.13	\$0.00	\$245.13	2.5803	3.70%
Total Cost:			\$6,629.05	\$0.00	\$6,629.05		



Filters: Cost Center Name Not Equal To DoNotReport; Billing Period Equal To 201112All Meter CodesAll Group Names

elpaso

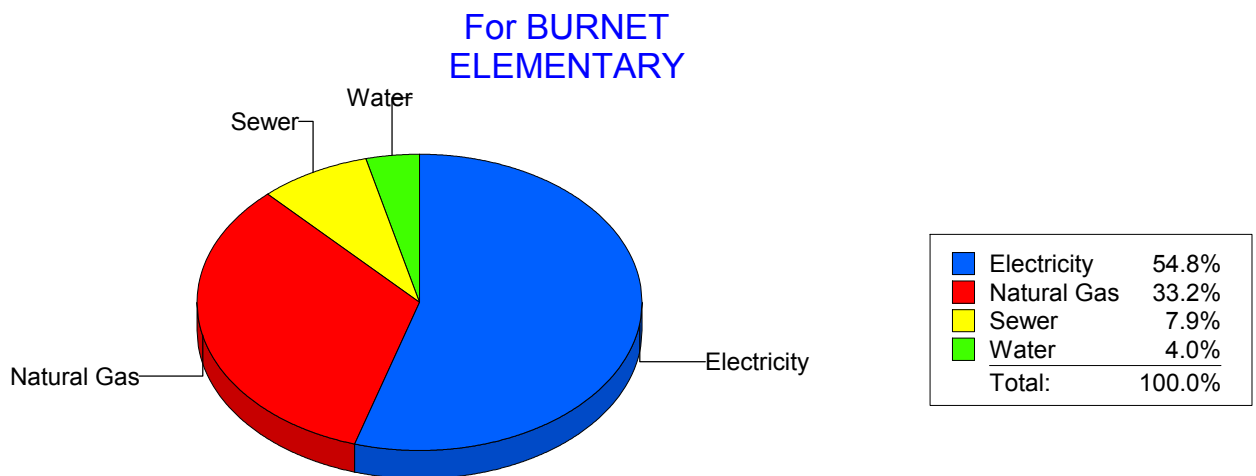
Energy CAP

Cost Avoidance Program

Cost Summary Graph

Grouped by Energy Type

Energy Type	Use	Units	Meter Cost	Special Charges	Total Cost	Avg Unit Cost	% of Total Cost
Site: BURNET ELEMENTARY - BURNET ELEMENTARY							
Electricity	22,202	KWH	\$3,012.25	\$0.00	\$3,012.25	0.1357	54.84%
Natural Gas	2,935	CCF	\$1,825.70	\$0.00	\$1,825.70	0.6220	33.24%
Water	65	CCF	\$219.51	\$0.00	\$219.51	3.3771	4.00%
Sewer	247	CCF	\$435.63	\$0.00	\$435.63	1.7637	7.93%
Total Cost:			\$5,493.09	\$0.00	\$5,493.09		



Filters: Cost Center Name Not Equal To DoNotReport; Billing Period Equal To 201112All Meter CodesAll Group Names

elpaso

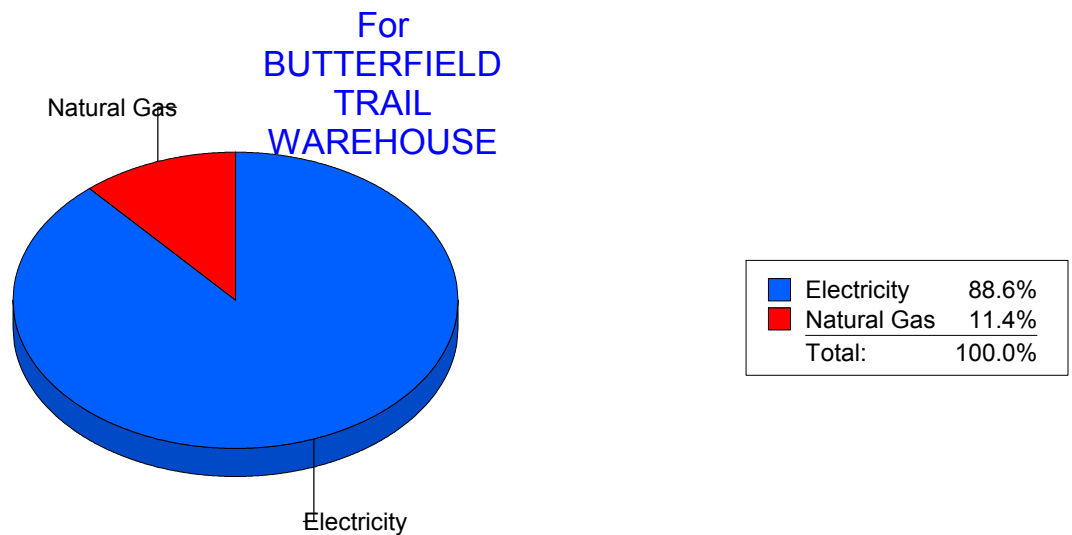
Energy CAP

Cost Avoidance Program

Cost Summary Graph

Grouped by Energy Type

Energy Type	Use	Units	Meter Cost	Special Charges	Total Cost	Avg Unit Cost	% of Total Cost
Site: BUTTERFIELDTRAILWAREHOUSE - BUTTERFIELD TRAIL WAREHOUSE							
Electricity	3,100	KWH	\$364.39	\$0.00	\$364.39	0.1175	88.61%
Natural Gas	20	CCF	\$46.86	\$0.00	\$46.86	2.3430	11.39%
Total Cost:			\$411.25	\$0.00	\$411.25		



Filters: Cost Center Name Not Equal To DoNotReport; Billing Period Equal To 201112All Meter CodesAll Group Names

elpaso

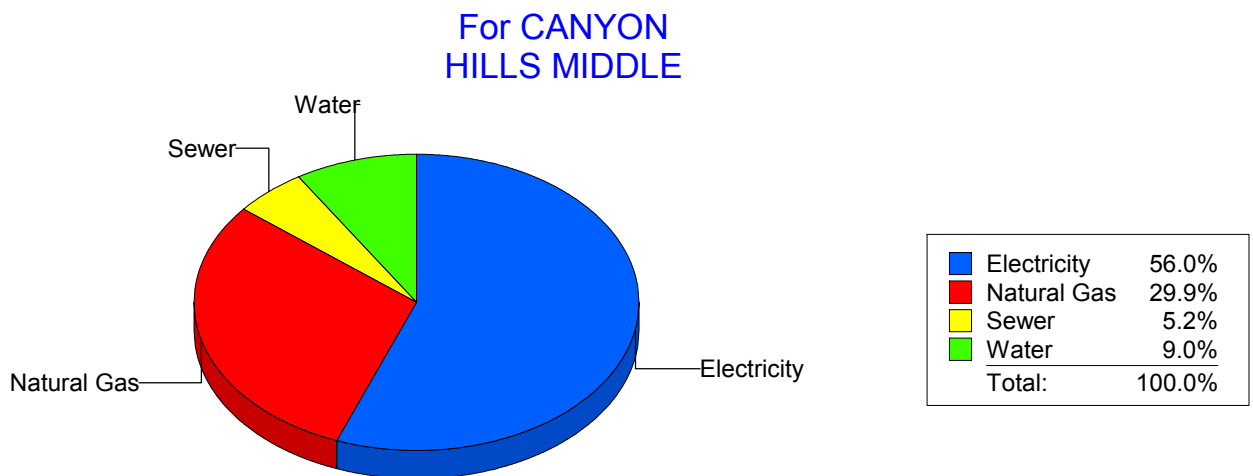
Energy CAP

Cost Avoidance Program

Cost Summary Graph

Grouped by Energy Type

Energy Type	Use	Units	Meter Cost	Special Charges	Total Cost	Avg Unit Cost	% of Total Cost
Site: CANYON HILLS MIDDLE - CANYON HILLS MIDDLE							
Electricity	57,218	KWH	\$6,222.56	\$0.00	\$6,222.56	0.1088	55.96%
Natural Gas	5,558	CCF	\$3,323.55	\$0.00	\$3,323.55	0.5980	29.89%
Water	288	CCF	\$997.42	\$0.00	\$997.42	3.4633	8.97%
Sewer	120	CCF	\$576.30	\$0.00	\$576.30	4.8025	5.18%
Total Cost:			\$11,119.83	\$0.00	\$11,119.83		



Filters: Cost Center Name Not Equal To DoNotReport; Billing Period Equal To 201112All Meter CodesAll Group Names

elpaso

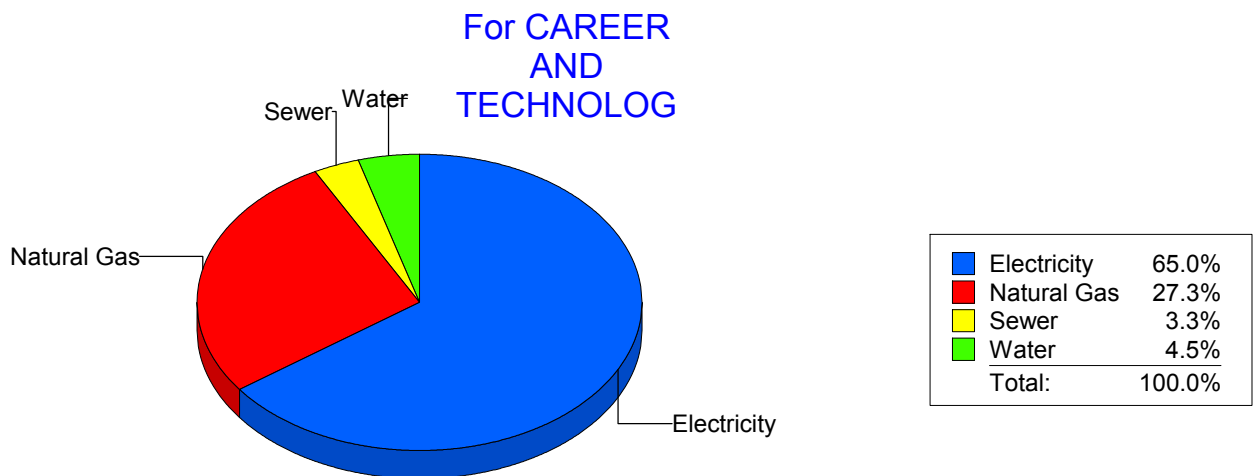
Energy CAP

Cost Avoidance Program

Cost Summary Graph

Grouped by Energy Type

Energy Type	Use	Units	Meter Cost	Special Charges	Total Cost	Avg Unit Cost	% of Total Cost
Site: CAREER AND TECHNOLOG - CAREER AND TECHNOLOG							
Electricity	61,053	KWH	\$7,731.33	\$0.00	\$7,731.33	0.1266	64.96%
Natural Gas	5,501	CCF	\$3,244.35	\$0.00	\$3,244.35	0.5898	27.26%
Water	202	CCF	\$534.88	\$0.00	\$534.88	2.6479	4.49%
Sewer	161	CCF	\$391.56	\$0.00	\$391.56	2.4320	3.29%
Total Cost:			\$11,902.12	\$0.00	\$11,902.12		



Filters: Cost Center Name Not Equal To DoNotReport; Billing Period Equal To 201112All Meter CodesAll Group Names

elpaso

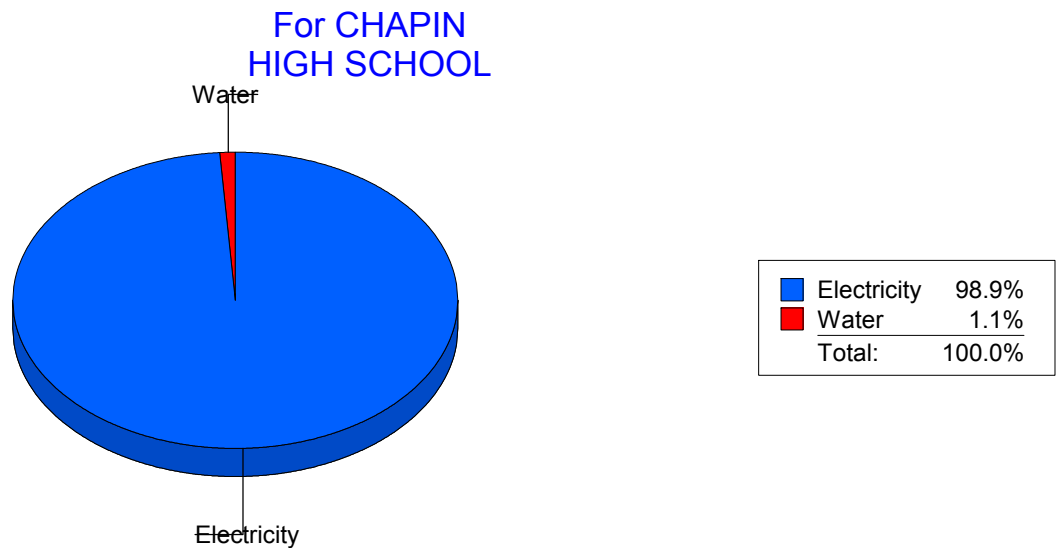
Energy CAP

Cost Avoidance Program

Cost Summary Graph

Grouped by Energy Type

Energy Type	Use	Units	Meter Cost	Special Charges	Total Cost	Avg Unit Cost	% of Total Cost
Site: CHAPIN HIGH SCHOOL - CHAPIN HIGH SCHOOL							
Electricity	184,535	KWH	\$18,603.66	\$0.00	\$18,603.66	0.1008	98.95%
Water	140	CCF	\$197.74	\$0.00	\$197.74	1.4124	1.05%
Total Cost:			\$18,801.40	\$0.00	\$18,801.40		



Filters: Cost Center Name Not Equal To DoNotReport; Billing Period Equal To 201112All Meter CodesAll Group Names

elpaso

Energy CAP

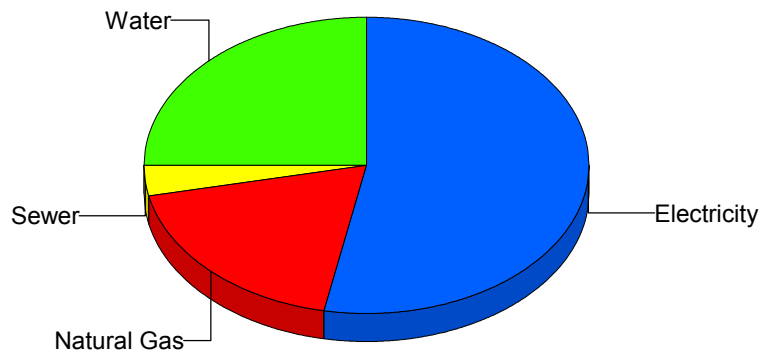
Cost Avoidance Program

Cost Summary Graph

Grouped by Energy Type

Energy Type	Use	Units	Meter Cost	Special Charges	Total Cost	Avg Unit Cost	% of Total Cost
Site: CIELO VISTA ELEMENTA - CIELO VISTA ELEMENTA							
Electricity	33,180	KWH	\$5,035.39	\$0.00	\$5,035.39	0.1518	53.02%
Natural Gas	2,890	CCF	\$1,770.32	\$0.00	\$1,770.32	0.6126	18.64%
Water	618	CCF	\$2,384.74	\$0.00	\$2,384.74	3.8588	25.11%
Sewer	133	CCF	\$306.52	\$0.00	\$306.52	2.3047	3.23%
Total Cost:			\$9,496.97	\$0.00	\$9,496.97		

For CIELO
VISTA
ELEMENTA



Electricity	53.0%
Natural Gas	18.6%
Sewer	3.2%
Water	25.1%
Total:	100.0%

Filters: Cost Center Name Not Equal To DoNotReport; Billing Period Equal To 201112All Meter CodesAll Group Names

elpaso

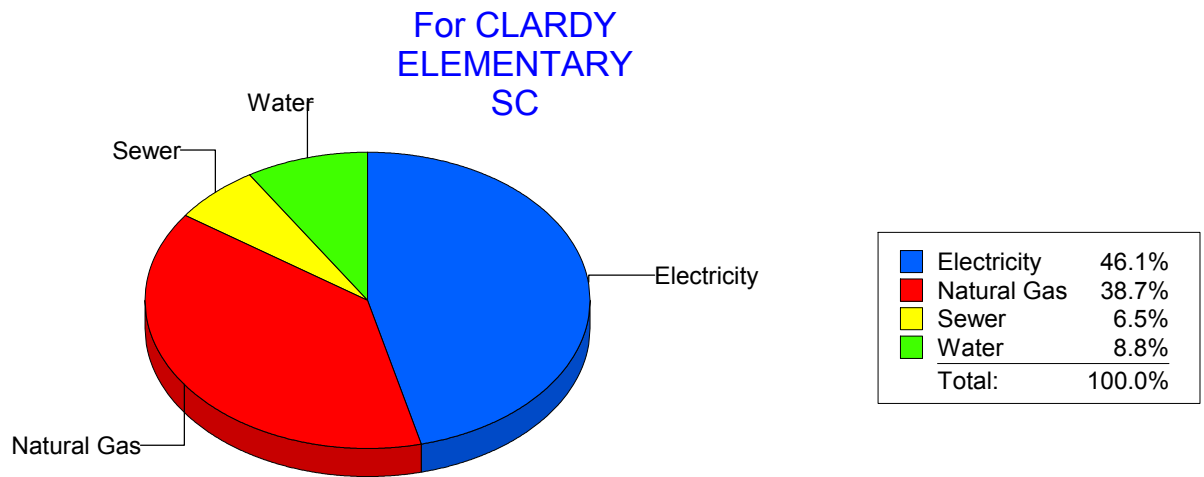
Energy CAP

Cost Avoidance Program

Cost Summary Graph

Grouped by Energy Type

Energy Type	Use	Units	Meter Cost	Special Charges	Total Cost	Avg Unit Cost	% of Total Cost
Site: CLARDY ELEMENTARY SC - CLARDY ELEMENTARY SC							
Electricity	24,401	KWH	\$3,056.98	\$0.00	\$3,056.98	0.1253	46.06%
Natural Gas	4,332	CCF	\$2,568.97	\$0.00	\$2,568.97	0.5930	38.71%
Water	271	CCF	\$580.77	\$0.00	\$580.77	2.1431	8.75%
Sewer	181	CCF	\$429.72	\$0.00	\$429.72	2.3741	6.48%
Total Cost:			\$6,636.44	\$0.00	\$6,636.44		



Filters: Cost Center Name Not Equal To DoNotReport; Billing Period Equal To 201112All Meter CodesAll Group Names

elpaso

Energy CAP

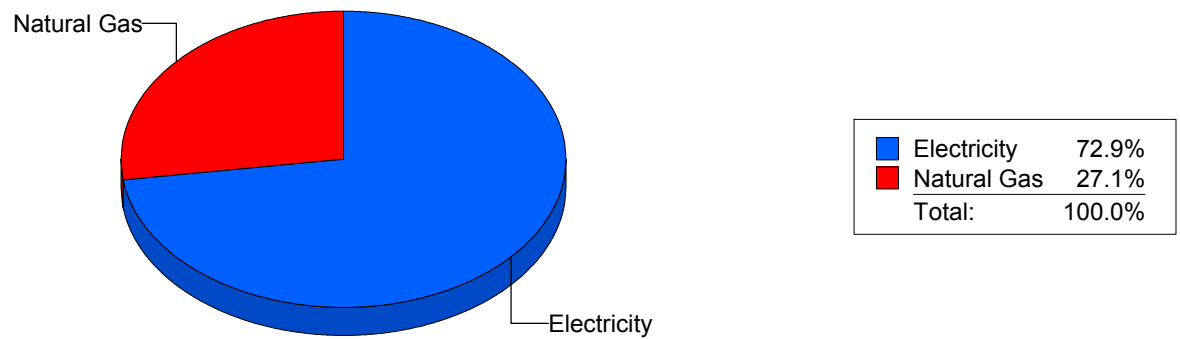
Cost Avoidance Program

Cost Summary Graph

Grouped by Energy Type

Energy Type	Use	Units	Meter Cost	Special Charges	Total Cost	Avg Unit Cost	% of Total Cost
Site: CLENDININ - CLENDININ							
Electricity	28,250	KWH	\$4,114.78	\$0.00	\$4,114.78	0.1457	72.92%
Natural Gas	2,539	CCF	\$1,528.38	\$0.00	\$1,528.38	0.6020	27.08%
Total Cost:			\$5,643.16	\$0.00	\$5,643.16		

For CLENDININ



Filters: Cost Center Name Not Equal To DoNotReport; Billing Period Equal To 201112All Meter CodesAll Group Names

elpaso

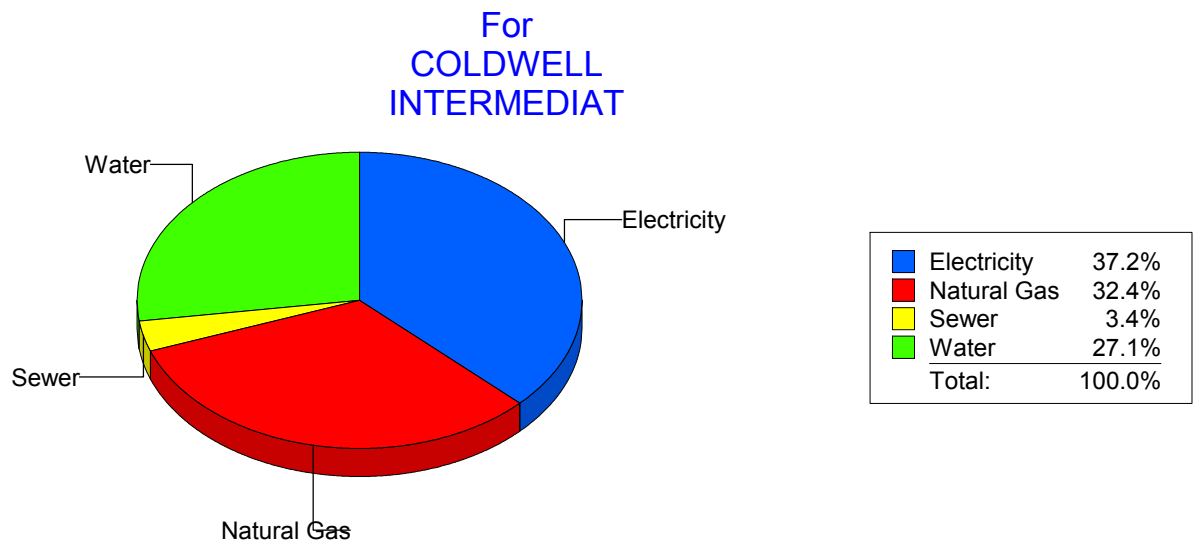
Energy CAP

Cost Avoidance Program

Cost Summary Graph

Grouped by Energy Type

Energy Type	Use	Units	Meter Cost	Special Charges	Total Cost	Avg Unit Cost	% of Total Cost
Site: COLDWELL INTERMEDIAT - COLDWELL INTERMEDIAT							
Electricity	28,380	KWH	\$3,099.35	\$0.00	\$3,099.35	0.1092	37.17%
Natural Gas	4,432	CCF	\$2,699.77	\$0.00	\$2,699.77	0.6092	32.38%
Water	508	CCF	\$2,258.57	\$0.00	\$2,258.57	4.4460	27.09%
Sewer	84	CCF	\$280.64	\$0.00	\$280.64	3.3410	3.37%
Total Cost:			\$8,338.33	\$0.00	\$8,338.33		



Filters: Cost Center Name Not Equal To DoNotReport; Billing Period Equal To 201112All Meter CodesAll Group Names

el Paso

Energy CAP

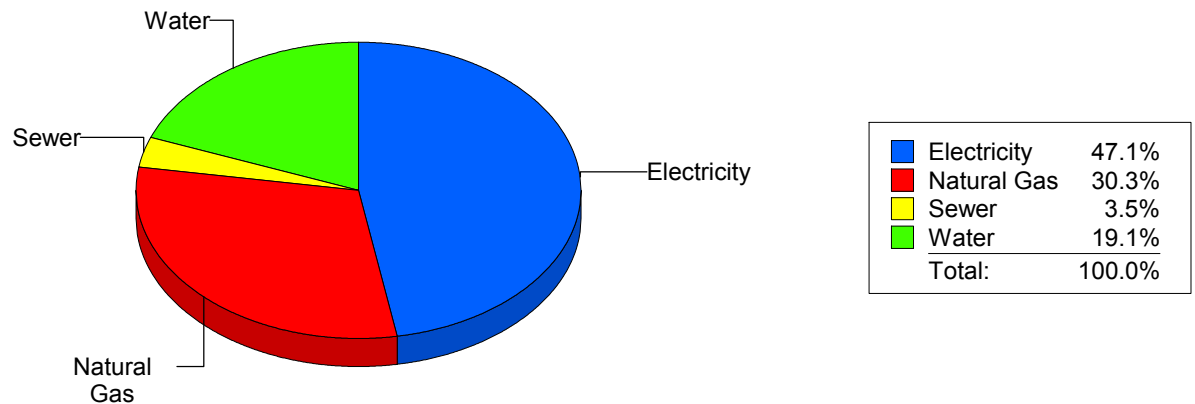
Cost Avoidance Program

Cost Summary Graph

Grouped by Energy Type

Energy Type	Use	Units	Meter Cost	Special Charges	Total Cost	Avg Unit Cost	% of Total Cost
Site: COLLINS ELEMENTARY - COLLINS ELEMENTARY							
Electricity	38,517	KWH	\$5,130.77	\$0.00	\$5,130.77	0.1332	47.12%
Natural Gas	5,517	CCF	\$3,294.76	\$0.00	\$3,294.76	0.5972	30.26%
Water	507	CCF	\$2,077.31	\$0.00	\$2,077.31	4.0973	19.08%
Sewer	196	CCF	\$386.53	\$0.00	\$386.53	1.9721	3.55%
Total Cost:			\$10,889.37	\$0.00	\$10,889.37		

For COLLINS
ELEMENTARY



Filters: Cost Center Name Not Equal To DoNotReport; Billing Period Equal To 201112All Meter CodesAll Group Names

elpaso

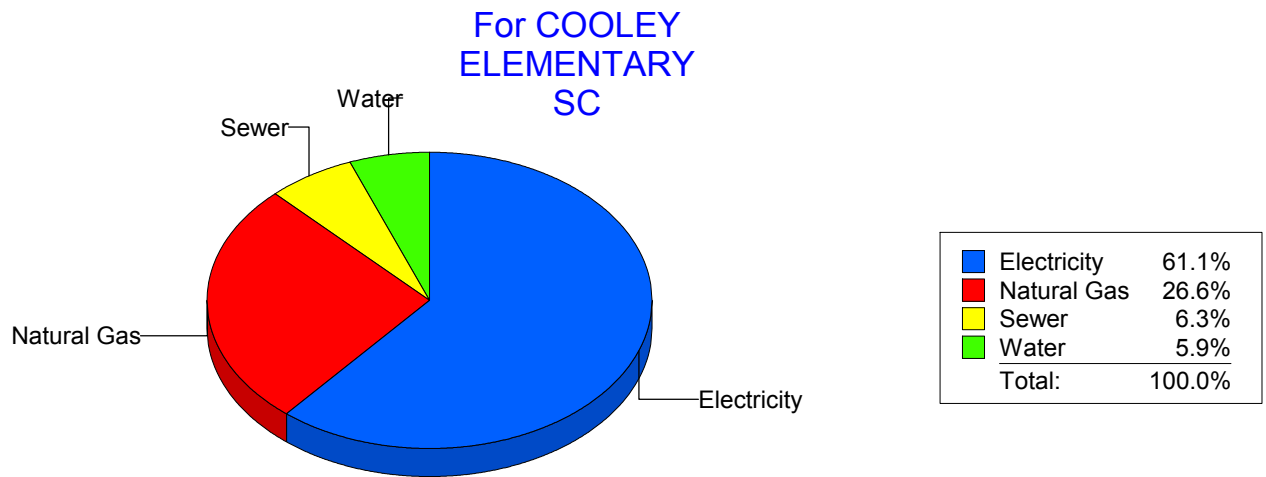
Energy CAP

Cost Avoidance Program

Cost Summary Graph

Grouped by Energy Type

Energy Type	Use	Units	Meter Cost	Special Charges	Total Cost	Avg Unit Cost	% of Total Cost
Site: COOLEY ELEMENTARY SC - COOLEY ELEMENTARY SC							
Electricity	54,800	KWH	\$6,231.62	\$0.00	\$6,231.62	0.1137	61.15%
Natural Gas	4,497	CCF	\$2,707.33	\$0.00	\$2,707.33	0.6020	26.56%
Water	146	CCF	\$605.67	\$0.00	\$605.67	4.1484	5.94%
Sewer	215	CCF	\$646.86	\$0.00	\$646.86	3.0087	6.35%
Total Cost:			\$10,191.48	\$0.00	\$10,191.48		



Filters: Cost Center Name Not Equal To DoNotReport; Billing Period Equal To 201112All Meter CodesAll Group Names

elpaso

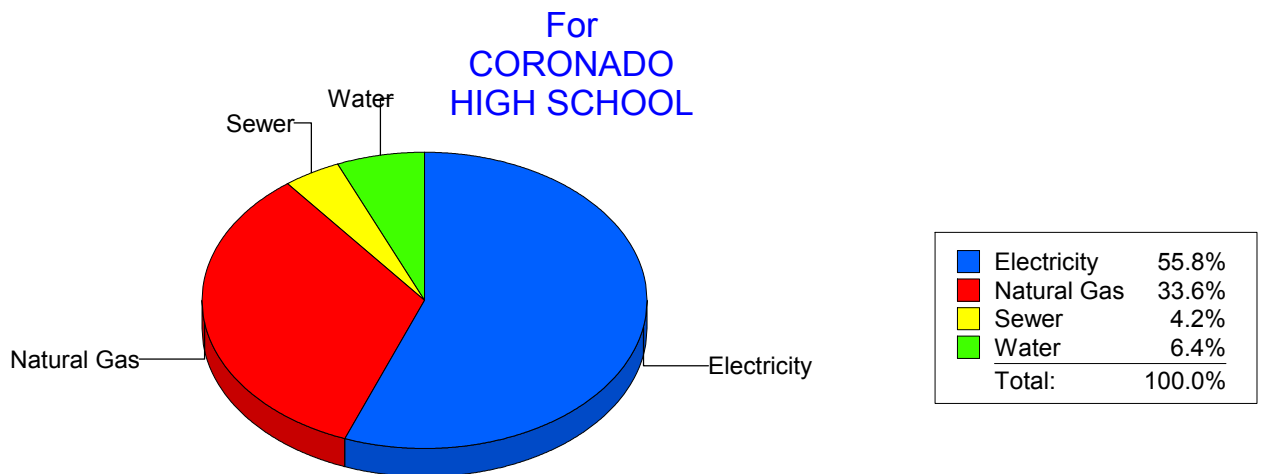
Energy CAP

Cost Avoidance Program

Cost Summary Graph

Grouped by Energy Type

Energy Type	Use	Units	Meter Cost	Special Charges	Total Cost	Avg Unit Cost	% of Total Cost
Site: CORONADO HIGH SCHOOL - CORONADO HIGH SCHOOL							
Electricity	185,525	KWH	\$18,723.66	\$0.00	\$18,723.66	0.1009	55.82%
Natural Gas	19,273	CCF	\$11,269.29	\$0.00	\$11,269.29	0.5847	33.60%
Water	1,386	CCF	\$2,148.62	\$0.00	\$2,148.62	1.5502	6.41%
Sewer	872	CCF	\$1,401.85	\$0.00	\$1,401.85	1.6076	4.18%
Total Cost:			\$33,543.42	\$0.00	\$33,543.42		



Filters: Cost Center Name Not Equal To DoNotReport; Billing Period Equal To 201112All Meter CodesAll Group Names

elpaso

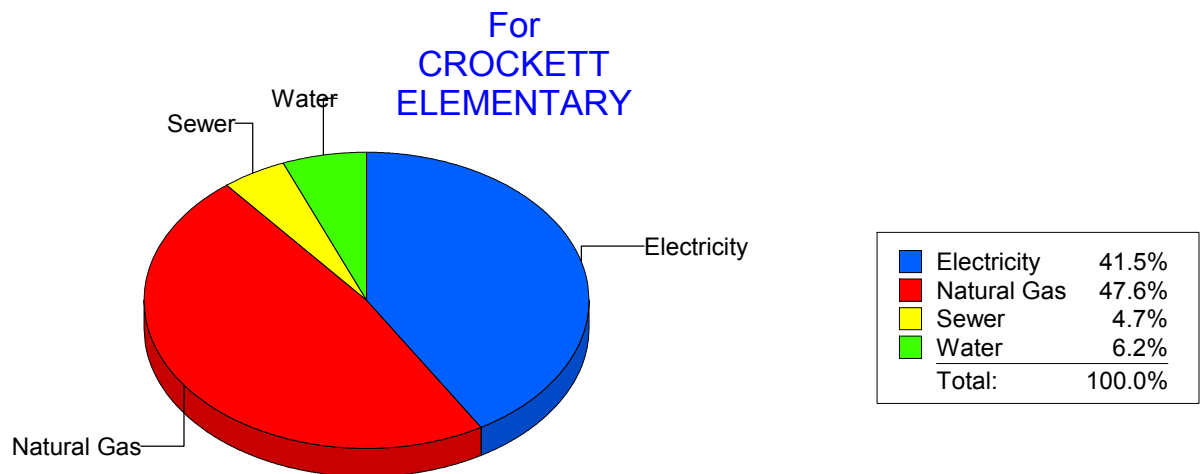
Energy CAP

Cost Avoidance Program

Cost Summary Graph

Grouped by Energy Type

Energy Type	Use	Units	Meter Cost	Special Charges	Total Cost	Avg Unit Cost	% of Total Cost
Site: CROCKETT - CROCKETT ELEMENTARY							
Electricity	23,800	KWH	\$2,686.34	\$0.00	\$2,686.34	0.1129	41.53%
Natural Gas	5,213	CCF	\$3,077.96	\$0.00	\$3,077.96	0.5904	47.58%
Water	162	CCF	\$402.47	\$0.00	\$402.47	2.4844	6.22%
Sewer	140	CCF	\$302.28	\$0.00	\$302.28	2.1591	4.67%
Total Cost:			\$6,469.05	\$0.00	\$6,469.05		



Filters: Cost Center Name Not Equal To DoNotReport; Billing Period Equal To 201112All Meter CodesAll Group Names

el Paso

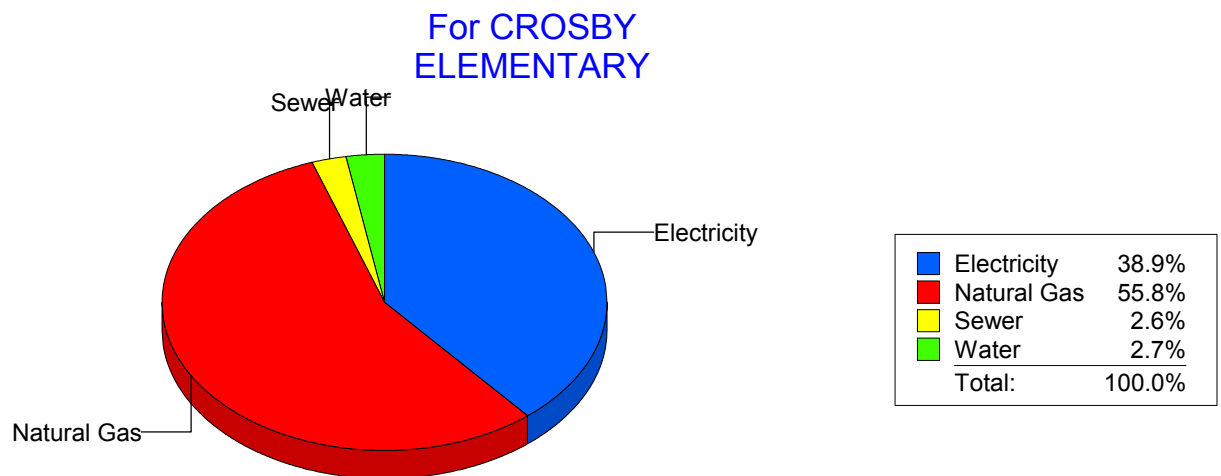
Energy CAP

Cost Avoidance Program

Cost Summary Graph

Grouped by Energy Type

Energy Type	Use	Units	Meter Cost	Special Charges	Total Cost	Avg Unit Cost	% of Total Cost
Site: CROSBY ELEMENTARY - CROSBY ELEMENTARY							
Electricity	30,826	KWH	\$3,335.25	\$0.00	\$3,335.25	0.1082	38.92%
Natural Gas	8,102	CCF	\$4,780.99	\$0.00	\$4,780.99	0.5901	55.78%
Water	71	CCF	\$228.21	\$0.00	\$228.21	3.2142	2.66%
Sewer	80	CCF	\$226.08	\$0.00	\$226.08	2.8260	2.64%
Total Cost:			\$8,570.53	\$0.00	\$8,570.53		



Filters: Cost Center Name Not Equal To DoNotReport; Billing Period Equal To 201112All Meter CodesAll Group Names

elpaso

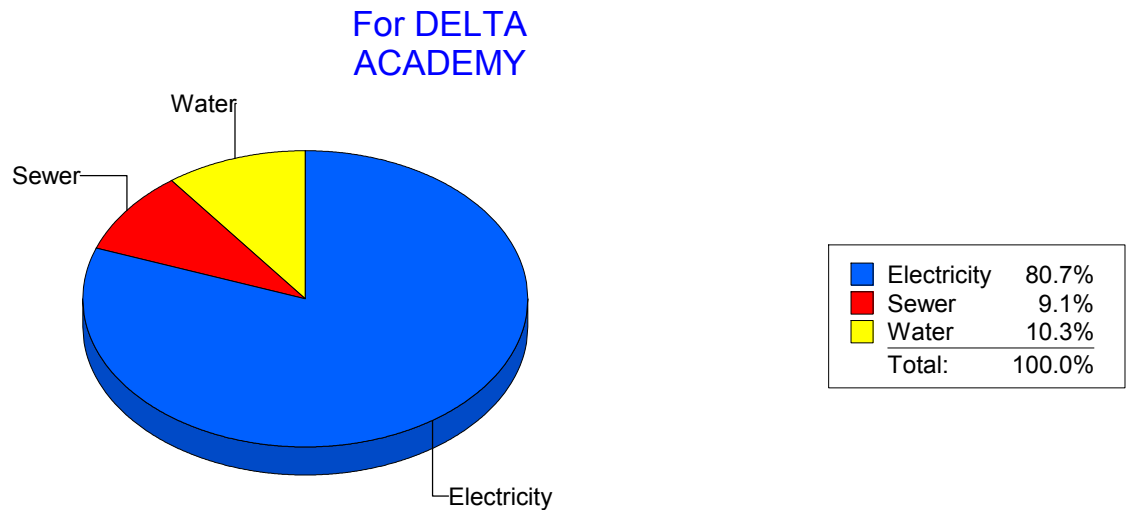
Energy CAP

Cost Avoidance Program

Cost Summary Graph

Grouped by Energy Type

Energy Type	Use	Units	Meter Cost	Special Charges	Total Cost	Avg Unit Cost	% of Total Cost
Site: DELTA ACADEMY - DELTA ACADEMY							
Electricity	3,835	KWH	\$273.98	\$0.00	\$273.98	0.0714	80.66%
Water	10	CCF	\$34.86	\$0.00	\$34.86	3.4860	10.26%
Sewer	12	CCF	\$30.84	\$0.00	\$30.84	2.5700	9.08%
Total Cost:			\$339.68	\$0.00	\$339.68		



Filters: Cost Center Name Not Equal To DoNotReport; Billing Period Equal To 201112All Meter CodesAll Group Names

elpaso

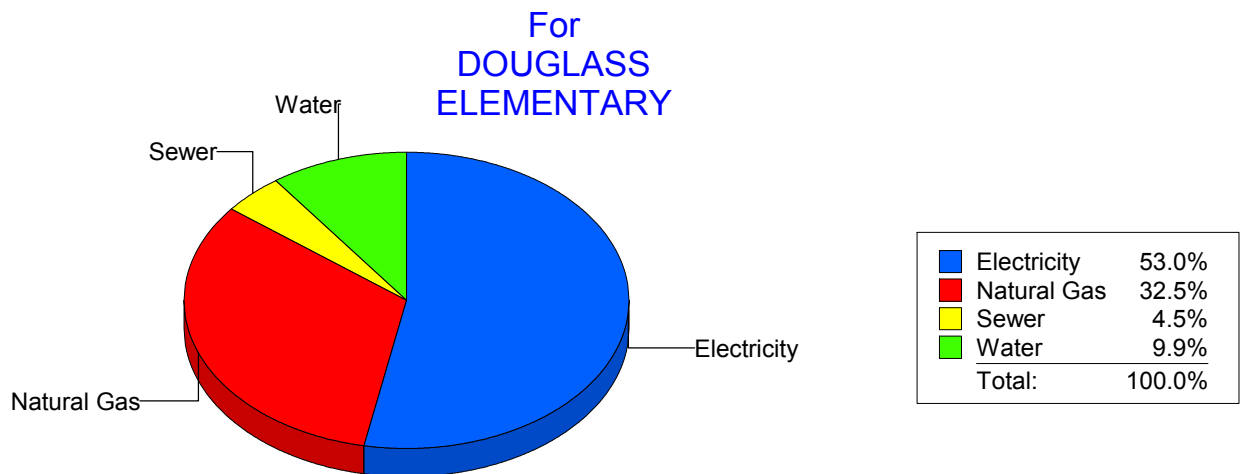
Energy CAP

Cost Avoidance Program

Cost Summary Graph

Grouped by Energy Type

Energy Type	Use	Units	Meter Cost	Special Charges	Total Cost	Avg Unit Cost	% of Total Cost
Site: DOUGLASS ELEMENTARY - DOUGLASS ELEMENTARY							
Electricity	30,000	KWH	\$3,403.09	\$0.00	\$3,403.09	0.1134	53.03%
Natural Gas	3,444	CCF	\$2,088.24	\$0.00	\$2,088.24	0.6063	32.54%
Water	217	CCF	\$636.52	\$0.00	\$636.52	2.9333	9.92%
Sewer	93	CCF	\$289.79	\$0.00	\$289.79	3.1160	4.52%
Total Cost:			\$6,417.64	\$0.00	\$6,417.64		



Filters: Cost Center Name Not Equal To DoNotReport; Billing Period Equal To 201112All Meter CodesAll Group Names

elpaso

Energy CAP

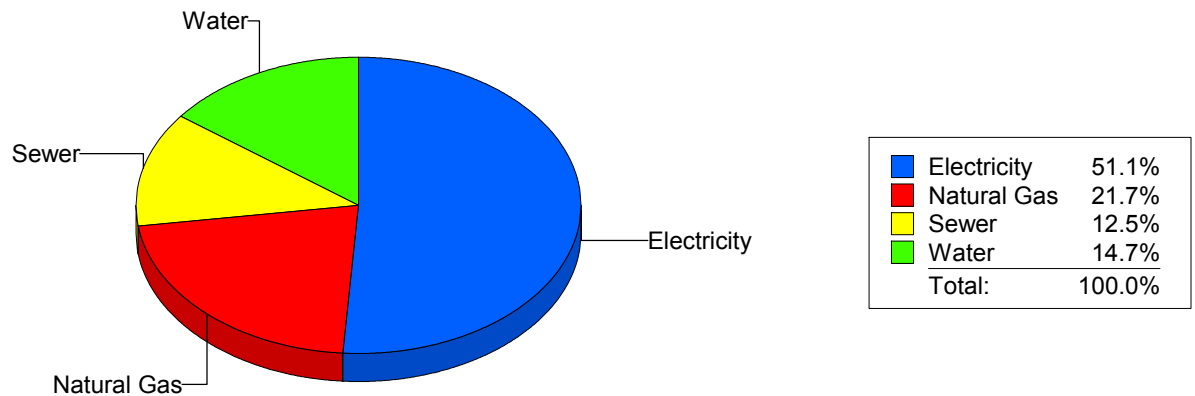
Cost Avoidance Program

Cost Summary Graph

Grouped by Energy Type

Energy Type	Use	Units	Meter Cost	Special Charges	Total Cost	Avg Unit Cost	% of Total Cost
Site: DOWELL ELEMENTARY - DOWELL ELEMENTARY							
Electricity	16,295	KWH	\$2,104.05	\$0.00	\$2,104.05	0.1291	51.07%
Natural Gas	1,462	CCF	\$895.29	\$0.00	\$895.29	0.6124	21.73%
Water	286	CCF	\$606.44	\$0.00	\$606.44	2.1204	14.72%
Sewer	366	CCF	\$514.30	\$0.00	\$514.30	1.4052	12.48%
Total Cost:			\$4,120.08	\$0.00	\$4,120.08		

For DOWELL
ELEMENTARY



Filters: Cost Center Name Not Equal To DoNotReport; Billing Period Equal To 201112All Meter CodesAll Group Names

elpaso

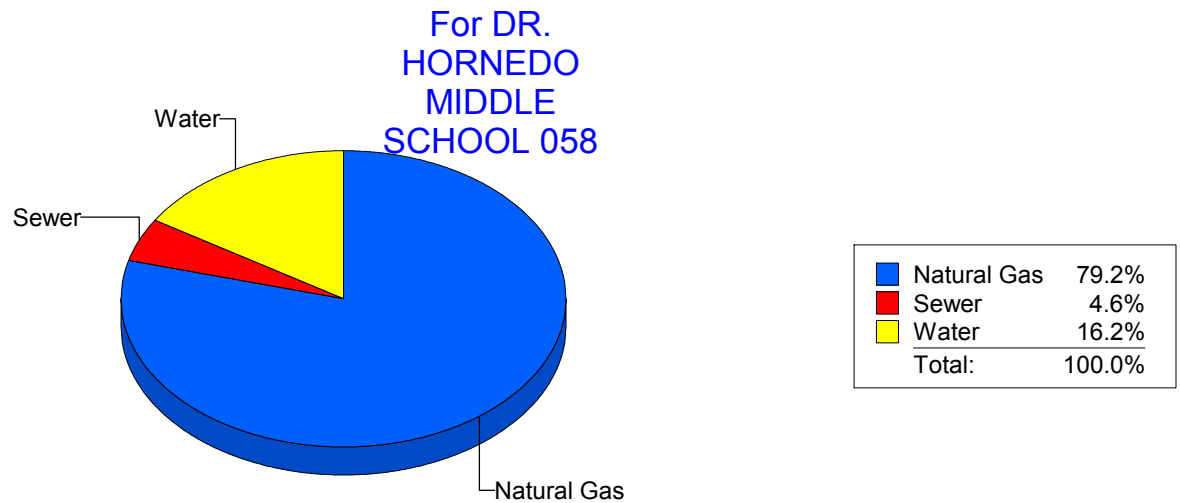
Energy CAP

Cost Avoidance Program

Cost Summary Graph

Grouped by Energy Type

Energy Type	Use	Units	Meter Cost	Special Charges	Total Cost	Avg Unit Cost	% of Total Cost
Site: DRHORNEDOMIDDLESCHOOL - DR. HORNEDO MIDDLE SCHOOL 058							
Natural Gas	10,176	CCF	\$5,945.27	\$0.00	\$5,945.27	0.5842	79.16%
Water	322	CCF	\$1,215.67	\$0.00	\$1,215.67	3.7754	16.19%
Sewer	108	CCF	\$349.11	\$0.00	\$349.11	3.2325	4.65%
Total Cost:			\$7,510.05	\$0.00	\$7,510.05		



Filters: Cost Center Name Not Equal To DoNotReport; Billing Period Equal To 201112All Meter CodesAll Group Names

elpaso

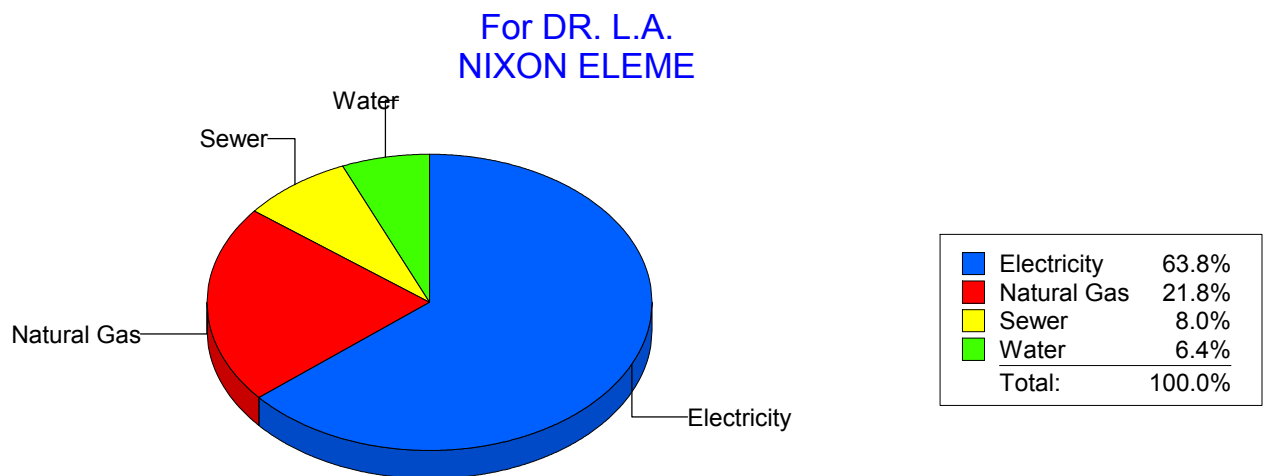
Energy CAP

Cost Avoidance Program

Cost Summary Graph

Grouped by Energy Type

Energy Type	Use	Units	Meter Cost	Special Charges	Total Cost	Avg Unit Cost	% of Total Cost
Site: DR. L.A. NIXON ELEME - DR. L.A. NIXON ELEME							
Electricity	41,640	KWH	\$4,473.24	\$0.00	\$4,473.24	0.1074	63.80%
Natural Gas	2,492	CCF	\$1,531.65	\$0.00	\$1,531.65	0.6146	21.85%
Water	147	CCF	\$447.18	\$0.00	\$447.18	3.0420	6.38%
Sewer	244	CCF	\$559.21	\$0.00	\$559.21	2.2918	7.98%
Total Cost:			\$7,011.28	\$0.00	\$7,011.28		



Filters: Cost Center Name Not Equal To DoNotReport; Billing Period Equal To 201112All Meter CodesAll Group Names

elpaso

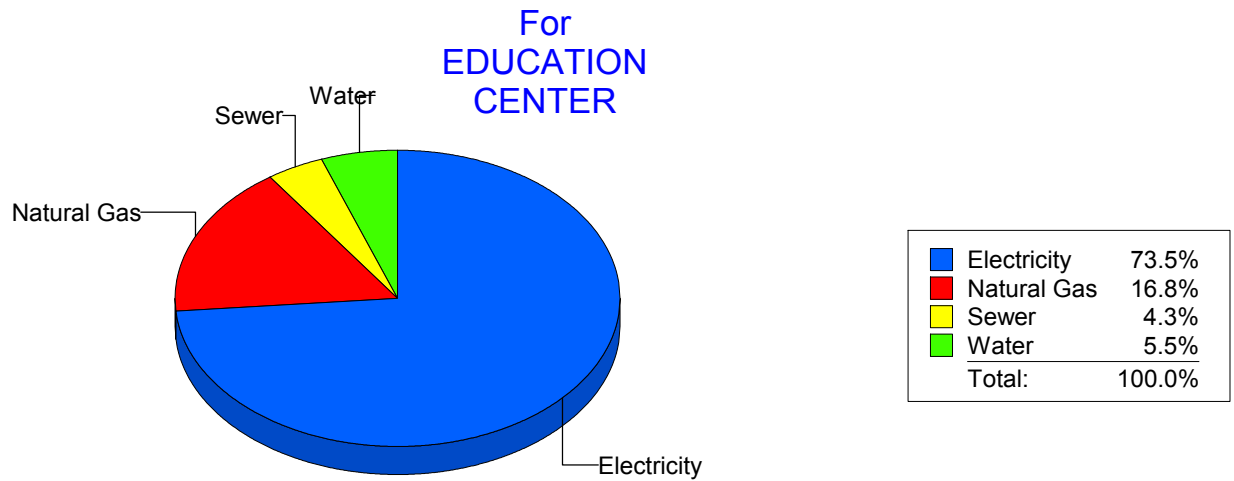
Energy CAP

Cost Avoidance Program

Cost Summary Graph

Grouped by Energy Type

Energy Type	Use	Units	Meter Cost	Special Charges	Total Cost	Avg Unit Cost	% of Total Cost
Site: EDUCATION CENTER - EDUCATION CENTER							
Electricity	219,074	KWH	\$20,924.65	\$0.00	\$20,924.65	0.0955	73.48%
Natural Gas	8,157	CCF	\$4,778.82	\$0.00	\$4,778.82	0.5859	16.78%
Water	734	CCF	\$1,563.81	\$0.00	\$1,563.81	2.1305	5.49%
Sewer	659	CCF	\$1,210.74	\$0.00	\$1,210.74	1.8372	4.25%
Total Cost:			\$28,478.02	\$0.00	\$28,478.02		



Filters: Cost Center Name Not Equal To DoNotReport; Billing Period Equal To 201112All Meter CodesAll Group Names

elpaso

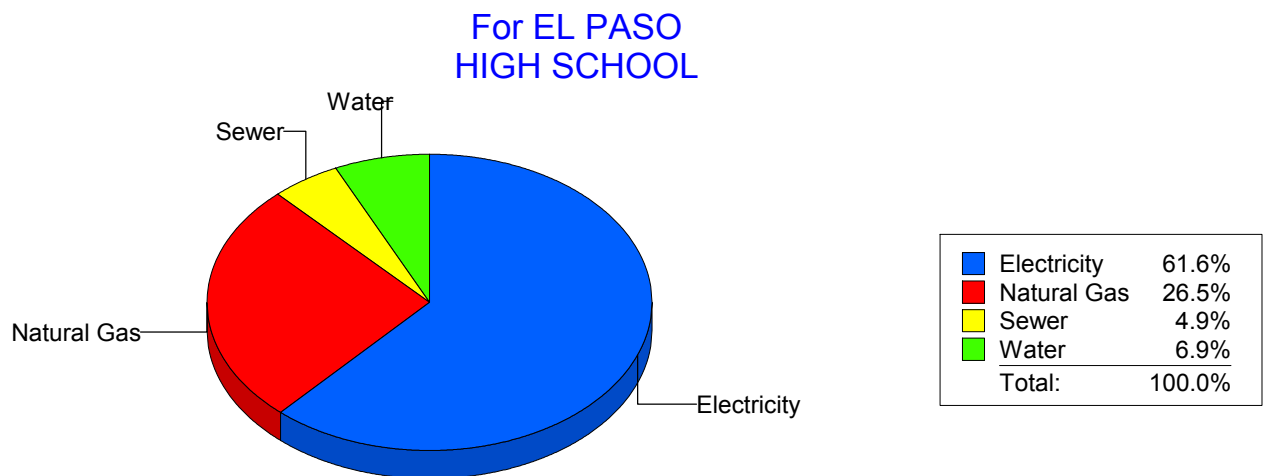
Energy CAP

Cost Avoidance Program

Cost Summary Graph

Grouped by Energy Type

Energy Type	Use	Units	Meter Cost	Special Charges	Total Cost	Avg Unit Cost	% of Total Cost
Site: EL PASO HIGH SCHOOL - EL PASO HIGH SCHOOL							
Electricity	111,066	KWH	\$14,762.75	\$0.00	\$14,762.75	0.1329	61.64%
Natural Gas	10,494	CCF	\$6,343.22	\$0.00	\$6,343.22	0.6045	26.49%
Water	507	CCF	\$1,663.21	\$0.00	\$1,663.21	3.2805	6.95%
Sewer	604	CCF	\$1,178.88	\$0.00	\$1,178.88	1.9518	4.92%
Total Cost:			\$23,948.06	\$0.00	\$23,948.06		



Filters: Cost Center Name Not Equal To DoNotReport; Billing Period Equal To 201112All Meter CodesAll Group Names

elpaso

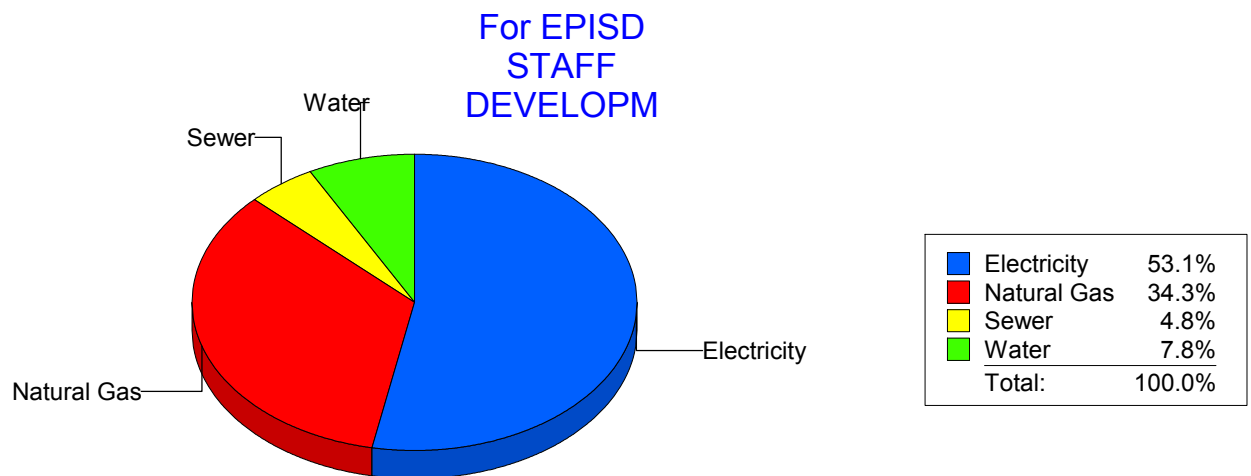
Energy CAP

Cost Avoidance Program

Cost Summary Graph

Grouped by Energy Type

Energy Type	Use	Units	Meter Cost	Special Charges	Total Cost	Avg Unit Cost	% of Total Cost
Site: EPISD STAFF DEVELOPM - EPISD STAFF DEVELOPM							
Electricity	8,720	KWH	\$923.94	\$0.00	\$923.94	0.1060	53.09%
Natural Gas	954	CCF	\$596.48	\$0.00	\$596.48	0.6252	34.27%
Water	47	CCF	\$136.19	\$0.00	\$136.19	2.8977	7.83%
Sewer	27	CCF	\$83.77	\$0.00	\$83.77	3.1026	4.81%
Total Cost:			\$1,740.38	\$0.00	\$1,740.38		



Filters: Cost Center Name Not Equal To DoNotReport; Billing Period Equal To 201112All Meter CodesAll Group Names

elpaso

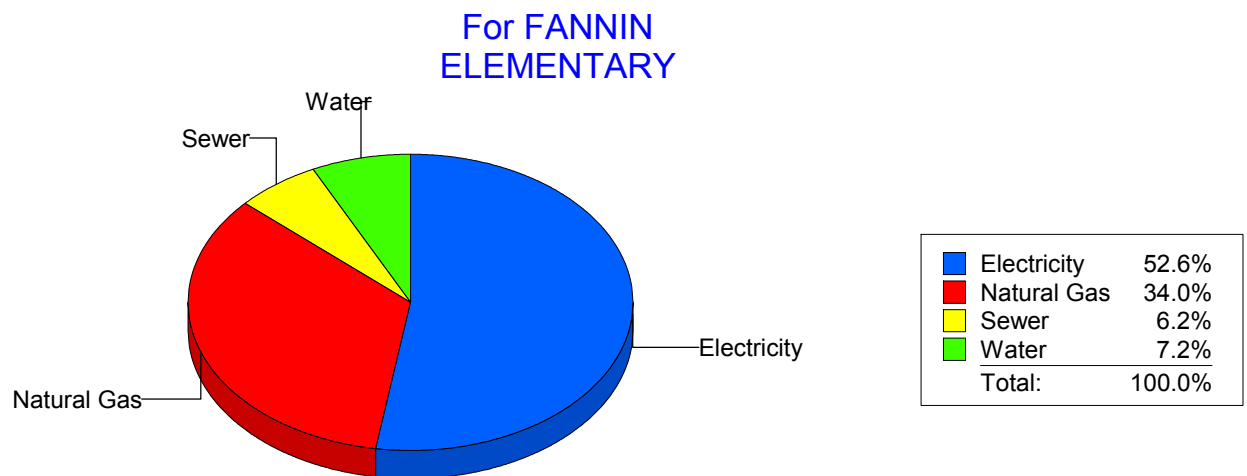
Energy CAP

Cost Avoidance Program

Cost Summary Graph

Grouped by Energy Type

Energy Type	Use	Units	Meter Cost	Special Charges	Total Cost	Avg Unit Cost	% of Total Cost
Site: FANNIN ELEMENTARY - FANNIN ELEMENTARY							
Electricity	21,977	KWH	\$3,453.75	\$0.00	\$3,453.75	0.1572	52.61%
Natural Gas	3,623	CCF	\$2,228.93	\$0.00	\$2,228.93	0.6152	33.95%
Water	110	CCF	\$472.51	\$0.00	\$472.51	4.2955	7.20%
Sewer	165	CCF	\$409.40	\$0.00	\$409.40	2.4812	6.24%
Total Cost:			\$6,564.59	\$0.00	\$6,564.59		



Filters: Cost Center Name Not Equal To DoNotReport; Billing Period Equal To 201112All Meter CodesAll Group Names

elpaso

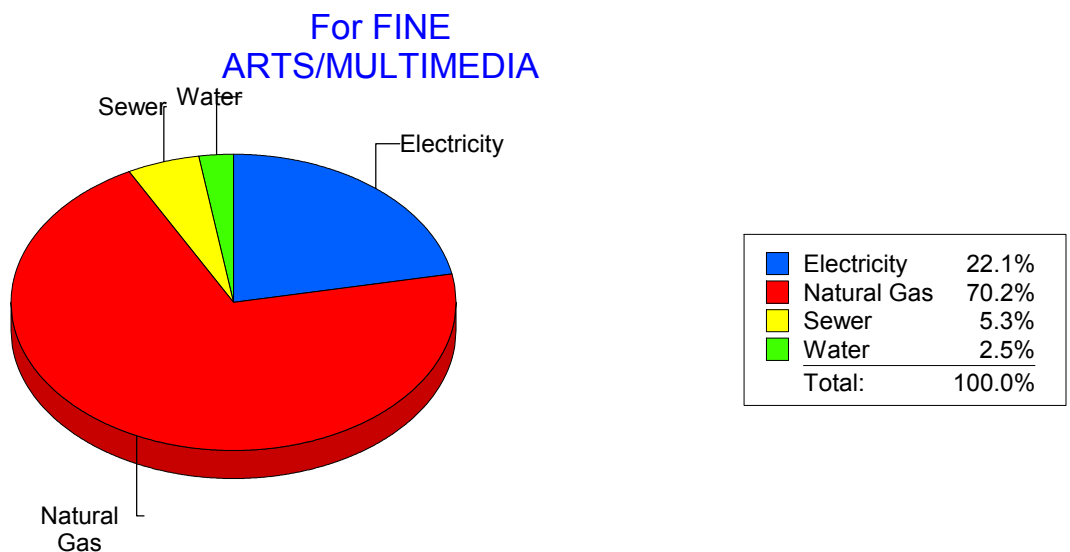
Energy CAP

Cost Avoidance Program

Cost Summary Graph

Grouped by Energy Type

Energy Type	Use	Units	Meter Cost	Special Charges	Total Cost	Avg Unit Cost	% of Total Cost
Site: FINE ARTS/MULTIMEDIA - FINE ARTS/MULTIMEDIA							
Electricity	9,757	KWH	\$1,059.70	\$0.00	\$1,059.70	0.1086	22.06%
Natural Gas	5,726	CCF	\$3,374.34	\$0.00	\$3,374.34	0.5893	70.23%
Water	38	CCF	\$117.73	\$0.00	\$117.73	3.0982	2.45%
Sewer	150	CCF	\$252.74	\$0.00	\$252.74	1.6849	5.26%
Total Cost:			\$4,804.51	\$0.00	\$4,804.51		



Filters: Cost Center Name Not Equal To DoNotReport; Billing Period Equal To 201112All Meter CodesAll Group Names

elpaso

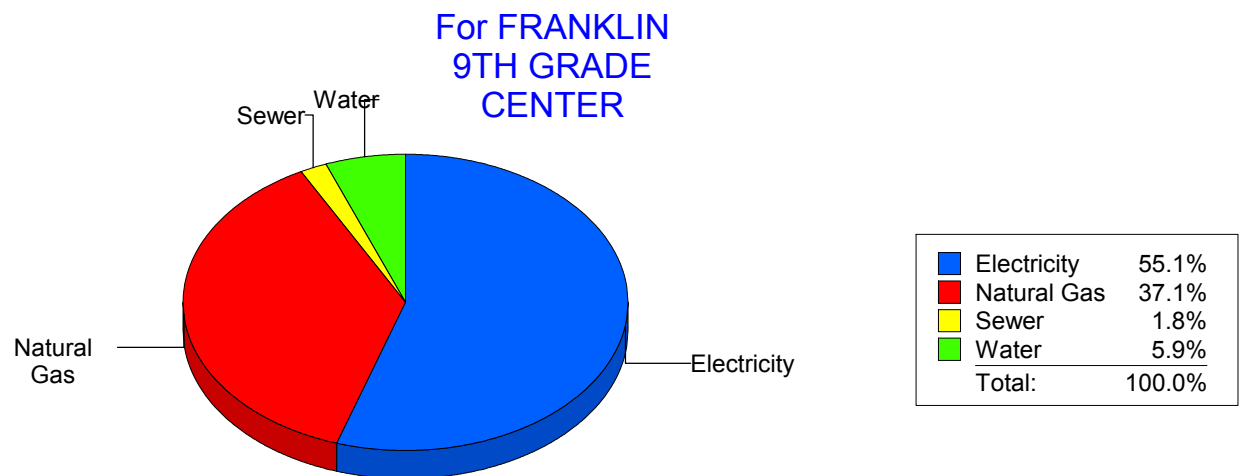
Energy CAP

Cost Avoidance Program

Cost Summary Graph

Grouped by Energy Type

Energy Type	Use	Units	Meter Cost	Special Charges	Total Cost	Avg Unit Cost	% of Total Cost
Site: FRANKLIN9THGRADECENTER - FRANKLIN 9TH GRADE CENTER							
Electricity	83,000	KWH	\$10,221.54	\$0.00	\$10,221.54	0.1232	55.12%
Natural Gas	11,802	CCF	\$6,884.68	\$0.00	\$6,884.68	0.5833	37.13%
Water	872	CCF	\$1,097.48	\$0.00	\$1,097.48	1.2586	5.92%
Sewer	100	CCF	\$338.95	\$0.00	\$338.95	3.3895	1.83%
Total Cost:			\$18,542.65	\$0.00	\$18,542.65		



Filters: Cost Center Name Not Equal To DoNotReport; Billing Period Equal To 201112All Meter CodesAll Group Names

elpaso

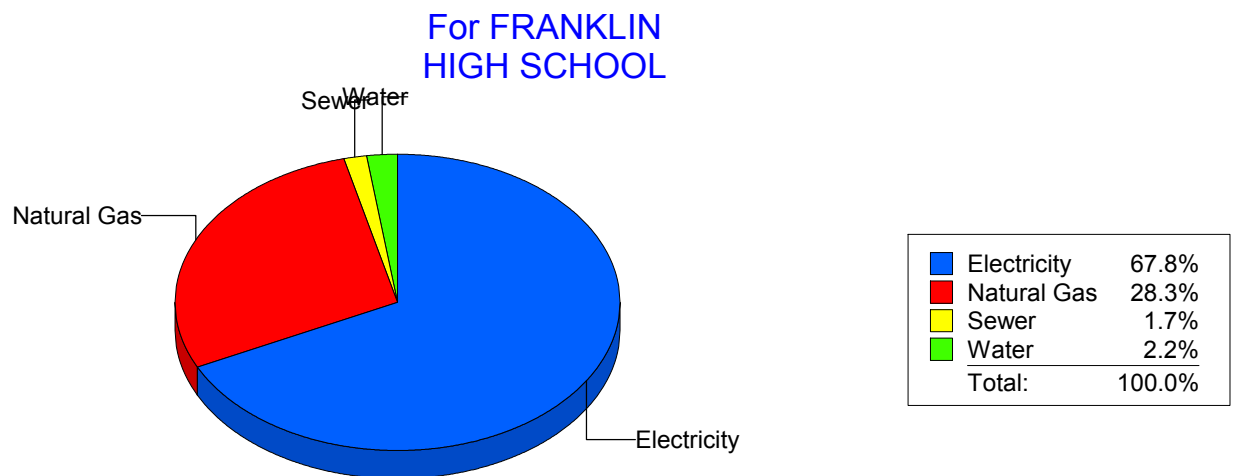
Energy CAP

Cost Avoidance Program

Cost Summary Graph

Grouped by Energy Type

Energy Type	Use	Units	Meter Cost	Special Charges	Total Cost	Avg Unit Cost	% of Total Cost
Site: FRANKLIN HIGH SCHOOL - FRANKLIN HIGH SCHOOL							
Electricity	236,445	KWH	\$23,977.52	\$0.00	\$23,977.52	0.1014	67.79%
Natural Gas	17,134	CCF	\$9,996.96	\$0.00	\$9,996.96	0.5835	28.26%
Water	389	CCF	\$793.89	\$0.00	\$793.89	2.0408	2.24%
Sewer	307	CCF	\$601.84	\$0.00	\$601.84	1.9604	1.70%
Total Cost:			\$35,370.21	\$0.00	\$35,370.21		



Filters: Cost Center Name Not Equal To DoNotReport; Billing Period Equal To 201112All Meter CodesAll Group Names

elpaso

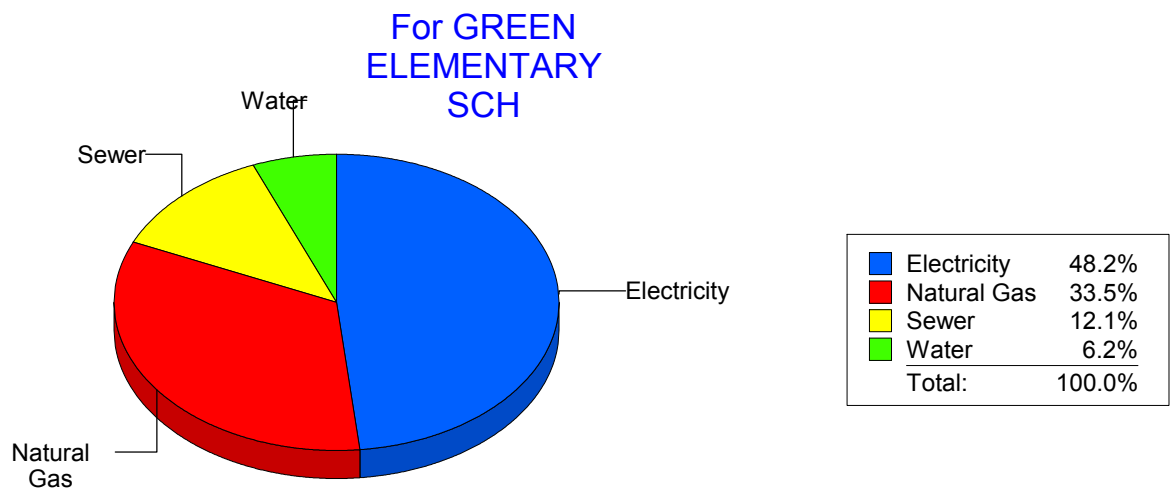
Energy CAP

Cost Avoidance Program

Cost Summary Graph

Grouped by Energy Type

Energy Type	Use	Units	Meter Cost	Special Charges	Total Cost	Avg Unit Cost	% of Total Cost
Site: GREEN ELEMENTARY SCH - GREEN ELEMENTARY SCH							
Electricity	31,500	KWH	\$3,286.75	\$0.00	\$3,286.75	0.1043	48.21%
Natural Gas	3,769	CCF	\$2,284.91	\$0.00	\$2,284.91	0.6062	33.51%
Water	91	CCF	\$424.42	\$0.00	\$424.42	4.6640	6.23%
Sewer	431	CCF	\$821.56	\$0.00	\$821.56	1.9062	12.05%
Total Cost:			\$6,817.64	\$0.00	\$6,817.64		



Filters: Cost Center Name Not Equal To DoNotReport; Billing Period Equal To 201112All Meter CodesAll Group Names

elpaso

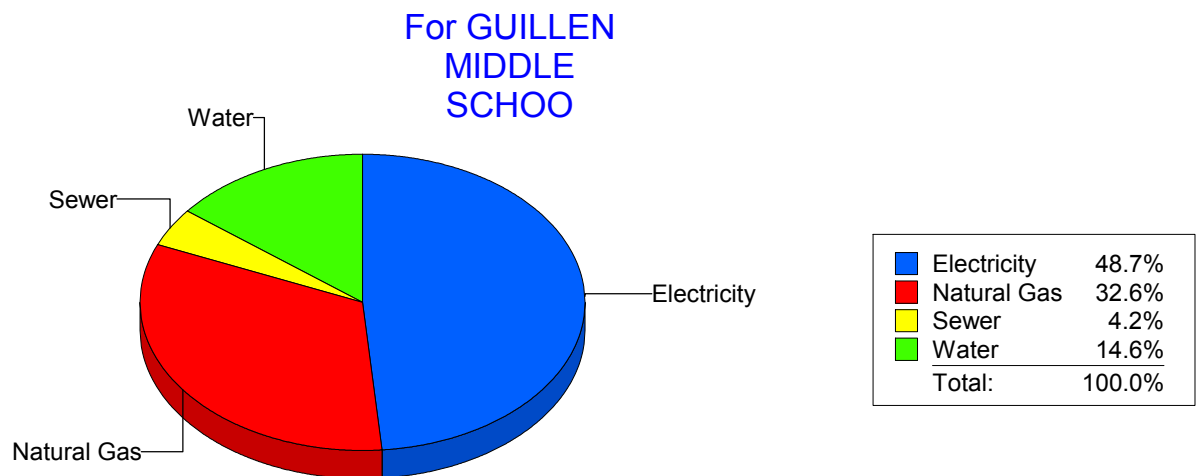
Energy CAP

Cost Avoidance Program

Cost Summary Graph

Grouped by Energy Type

Energy Type	Use	Units	Meter Cost	Special Charges	Total Cost	Avg Unit Cost	% of Total Cost
Site: GUILLEN MIDDLE SCHOO - GUILLEN MIDDLE SCHOO							
Electricity	74,100	KWH	\$7,262.00	\$0.00	\$7,262.00	0.0980	48.67%
Natural Gas	8,196	CCF	\$4,867.56	\$0.00	\$4,867.56	0.5939	32.62%
Water	727	CCF	\$2,171.28	\$0.00	\$2,171.28	2.9866	14.55%
Sewer	331	CCF	\$620.22	\$0.00	\$620.22	1.8738	4.16%
Total Cost:			\$14,921.06	\$0.00	\$14,921.06		



Filters: Cost Center Name Not Equal To DoNotReport; Billing Period Equal To 201112All Meter CodesAll Group Names

elpaso

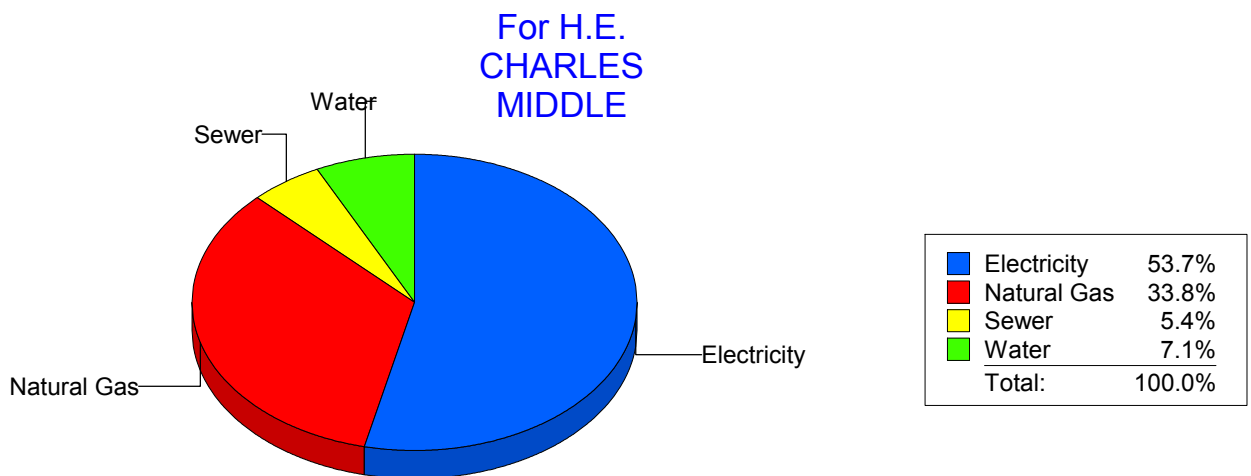
Energy CAP

Cost Avoidance Program

Cost Summary Graph

Grouped by Energy Type

Energy Type	Use	Units	Meter Cost	Special Charges	Total Cost	Avg Unit Cost	% of Total Cost
Site: H.E. CHARLES MIDDLE - H.E. CHARLES MIDDLE							
Electricity	46,953	KWH	\$5,125.58	\$0.00	\$5,125.58	0.1092	53.74%
Natural Gas	5,397	CCF	\$3,223.26	\$0.00	\$3,223.26	0.5972	33.79%
Water	320	CCF	\$679.31	\$0.00	\$679.31	2.1228	7.12%
Sewer	235	CCF	\$510.40	\$0.00	\$510.40	2.1719	5.35%
Total Cost:			\$9,538.55	\$0.00	\$9,538.55		



Filters: Cost Center Name Not Equal To DoNotReport; Billing Period Equal To 201112All Meter CodesAll Group Names

elpaso

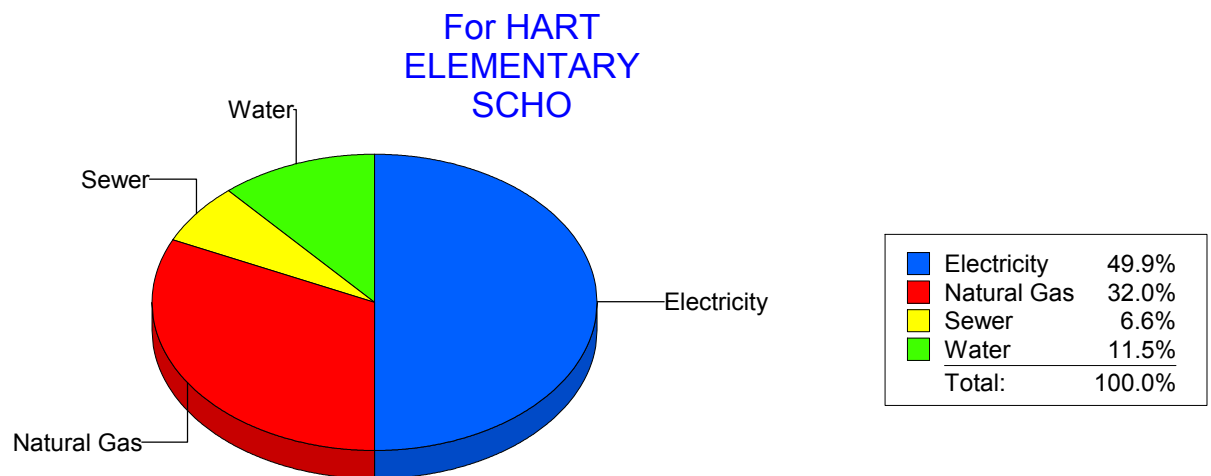
Energy CAP

Cost Avoidance Program

Cost Summary Graph

Grouped by Energy Type

Energy Type	Use	Units	Meter Cost	Special Charges	Total Cost	Avg Unit Cost	% of Total Cost
Site: HART ELEMENTARY SCHO - HART ELEMENTARY SCHO							
Electricity	17,454	KWH	\$2,335.91	\$0.00	\$2,335.91	0.1338	49.88%
Natural Gas	2,489	CCF	\$1,498.98	\$0.00	\$1,498.98	0.6022	32.01%
Water	837	CCF	\$538.04	\$0.00	\$538.04	0.6428	11.49%
Sewer	128	CCF	\$310.28	\$0.00	\$310.28	2.4241	6.63%
Total Cost:			\$4,683.21	\$0.00	\$4,683.21		



Filters: Cost Center Name Not Equal To DoNotReport; Billing Period Equal To 201112All Meter CodesAll Group Names

elpaso

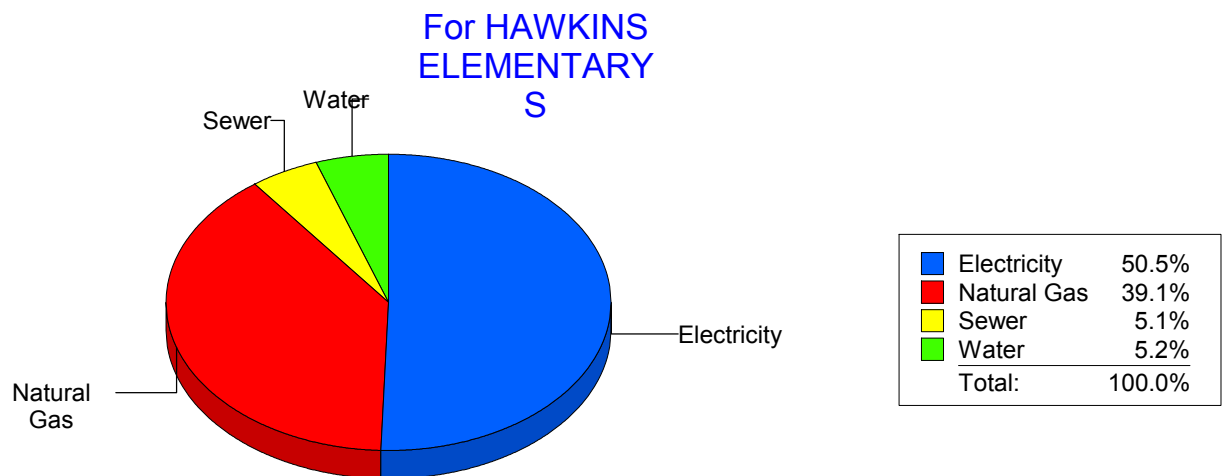
Energy CAP

Cost Avoidance Program

Cost Summary Graph

Grouped by Energy Type

Energy Type	Use	Units	Meter Cost	Special Charges	Total Cost	Avg Unit Cost	% of Total Cost
Site: HAWKINS ELEMENTARY S - HAWKINS ELEMENTARY S							
Electricity	20,120	KWH	\$2,127.40	\$0.00	\$2,127.40	0.1057	50.54%
Natural Gas	2,742	CCF	\$1,647.73	\$0.00	\$1,647.73	0.6009	39.14%
Water	66	CCF	\$220.96	\$0.00	\$220.96	3.3479	5.25%
Sewer	70	CCF	\$213.38	\$0.00	\$213.38	3.0483	5.07%
Total Cost:			\$4,209.47	\$0.00	\$4,209.47		



Filters: Cost Center Name Not Equal To DoNotReport; Billing Period Equal To 201112All Meter CodesAll Group Names

elpaso

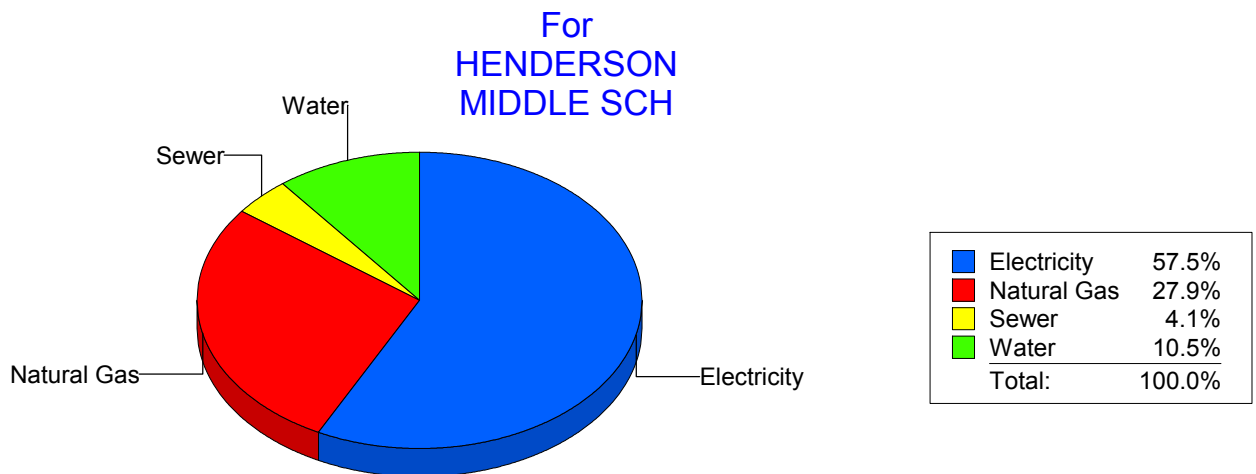
Energy CAP

Cost Avoidance Program

Cost Summary Graph

Grouped by Energy Type

Energy Type	Use	Units	Meter Cost	Special Charges	Total Cost	Avg Unit Cost	% of Total Cost
Site: HENDERSON MIDDLE SCH - HENDERSON MIDDLE SCH							
Electricity	39,546	KWH	\$4,512.00	\$0.00	\$4,512.00	0.1141	57.53%
Natural Gas	3,668	CCF	\$2,185.35	\$0.00	\$2,185.35	0.5958	27.86%
Water	378	CCF	\$824.72	\$0.00	\$824.72	2.1818	10.51%
Sewer	204	CCF	\$321.32	\$0.00	\$321.32	1.5751	4.10%
Total Cost:			\$7,843.39	\$0.00	\$7,843.39		



Filters: Cost Center Name Not Equal To DoNotReport; Billing Period Equal To 201112All Meter CodesAll Group Names

elpaso

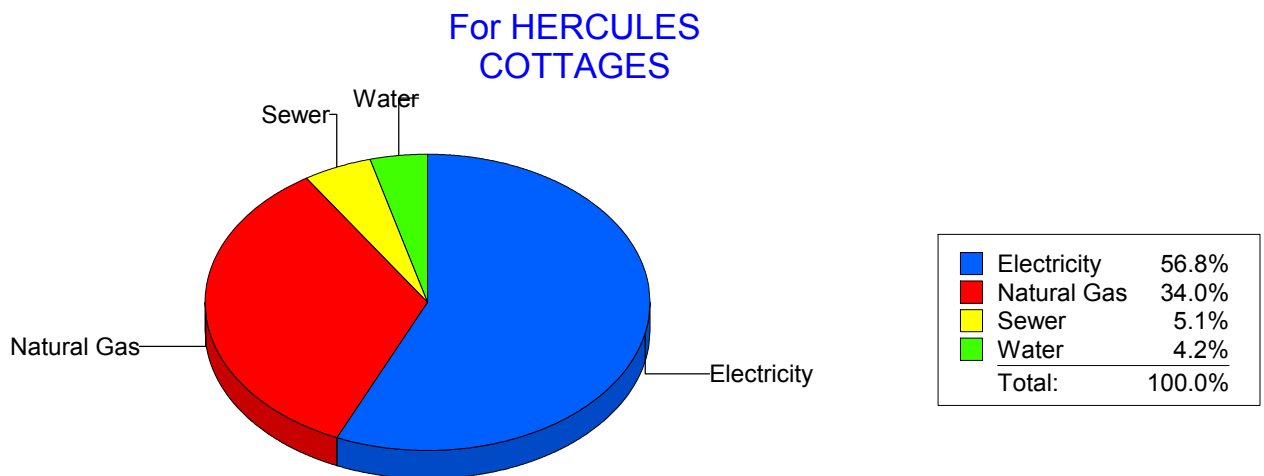
Energy CAP

Cost Avoidance Program

Cost Summary Graph

Grouped by Energy Type

Energy Type	Use	Units	Meter Cost	Special Charges	Total Cost	Avg Unit Cost	% of Total Cost
Site: HERCULES COTTAGES - HERCULES COTTAGES							
Electricity	3,293	KWH	\$636.22	\$0.00	\$636.22	0.1932	56.77%
Natural Gas	398	CCF	\$380.89	\$0.00	\$380.89	0.9570	33.99%
Water	10	CCF	\$46.60	\$0.00	\$46.60	4.6600	4.16%
Sewer	21	CCF	\$57.00	\$0.00	\$57.00	2.7143	5.09%
Total Cost:			\$1,120.71	\$0.00	\$1,120.71		



Filters: Cost Center Name Not Equal To DoNotReport; Billing Period Equal To 201112All Meter CodesAll Group Names

elpaso

Energy CAP

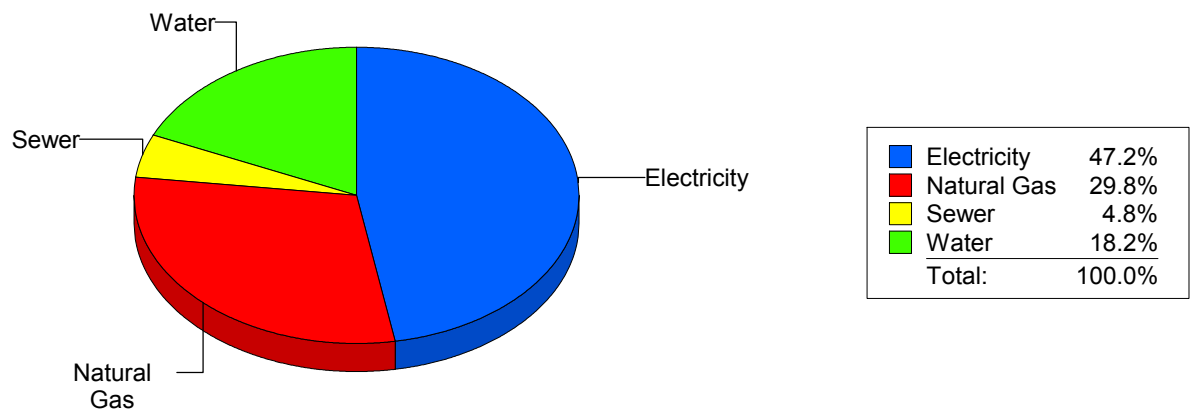
Cost Avoidance Program

Cost Summary Graph

Grouped by Energy Type

Energy Type	Use	Units	Meter Cost	Special Charges	Total Cost	Avg Unit Cost	% of Total Cost
Site: HERRERA - HERRERA ELEMENTARY							
Electricity	31,000	KWH	\$3,149.08	\$0.00	\$3,149.08	0.1016	47.24%
Natural Gas	3,321	CCF	\$1,984.87	\$0.00	\$1,984.87	0.5977	29.77%
Water	314	CCF	\$1,213.82	\$0.00	\$1,213.82	3.8657	18.21%
Sewer	84	CCF	\$318.63	\$0.00	\$318.63	3.7932	4.78%
Total Cost:			\$6,666.40	\$0.00	\$6,666.40		

For HERRERA
ELEMENTARY



Filters: Cost Center Name Not Equal To DoNotReport; Billing Period Equal To 201112All Meter CodesAll Group Names

el Paso

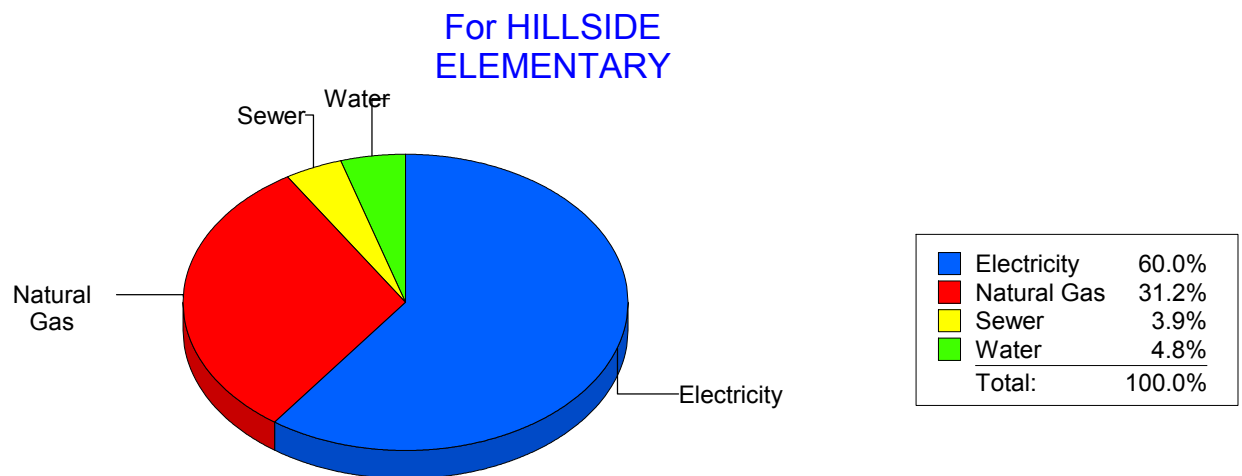
Energy CAP

Cost Avoidance Program

Cost Summary Graph

Grouped by Energy Type

Energy Type	Use	Units	Meter Cost	Special Charges	Total Cost	Avg Unit Cost	% of Total Cost
Site: HILLSIDE ELEMENTARY - HILLSIDE ELEMENTARY							
Electricity	40,304	KWH	\$5,157.93	\$0.00	\$5,157.93	0.1280	59.99%
Natural Gas	4,347	CCF	\$2,684.31	\$0.00	\$2,684.31	0.6175	31.22%
Water	158	CCF	\$416.92	\$0.00	\$416.92	2.6387	4.85%
Sewer	109	CCF	\$338.28	\$0.00	\$338.28	3.1035	3.93%
Total Cost:			\$8,597.44	\$0.00	\$8,597.44		



Filters: Cost Center Name Not Equal To DoNotReport; Billing Period Equal To 201112All Meter CodesAll Group Names

elpaso

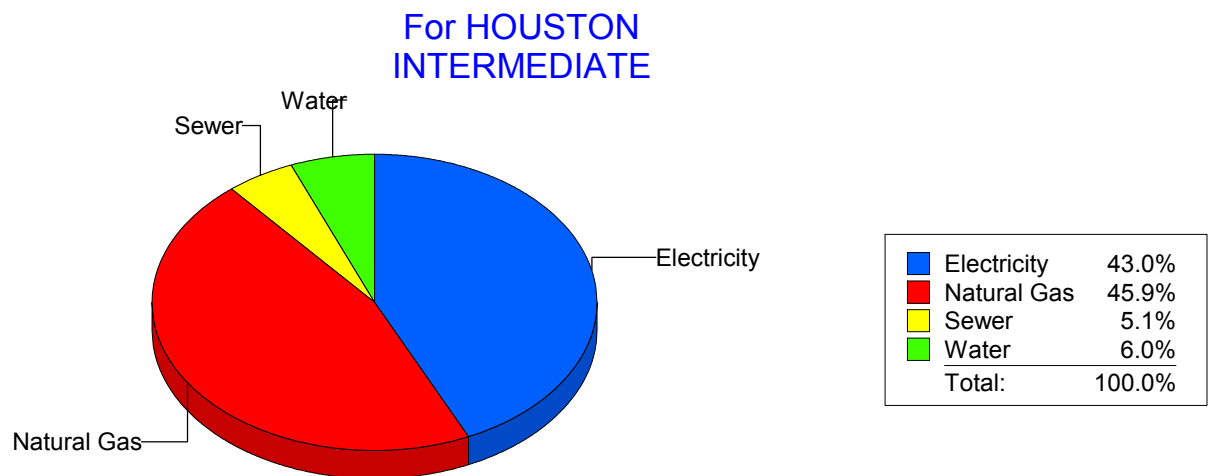
Energy CAP

Cost Avoidance Program

Cost Summary Graph

Grouped by Energy Type

Energy Type	Use	Units	Meter Cost	Special Charges	Total Cost	Avg Unit Cost	% of Total Cost
Site: HOUSTON INTERMEDIATE - HOUSTON INTERMEDIATE							
Electricity	19,512	KWH	\$2,008.90	\$0.00	\$2,008.90	0.1030	42.97%
Natural Gas	3,478	CCF	\$2,145.08	\$0.00	\$2,145.08	0.6168	45.89%
Water	46	CCF	\$282.77	\$0.00	\$282.77	6.1472	6.05%
Sewer	22	CCF	\$237.90	\$0.00	\$237.90	10.8136	5.09%
Total Cost:			\$4,674.65	\$0.00	\$4,674.65		



Filters: Cost Center Name Not Equal To DoNotReport; Billing Period Equal To 201112All Meter CodesAll Group Names

elpaso

Energy CAP

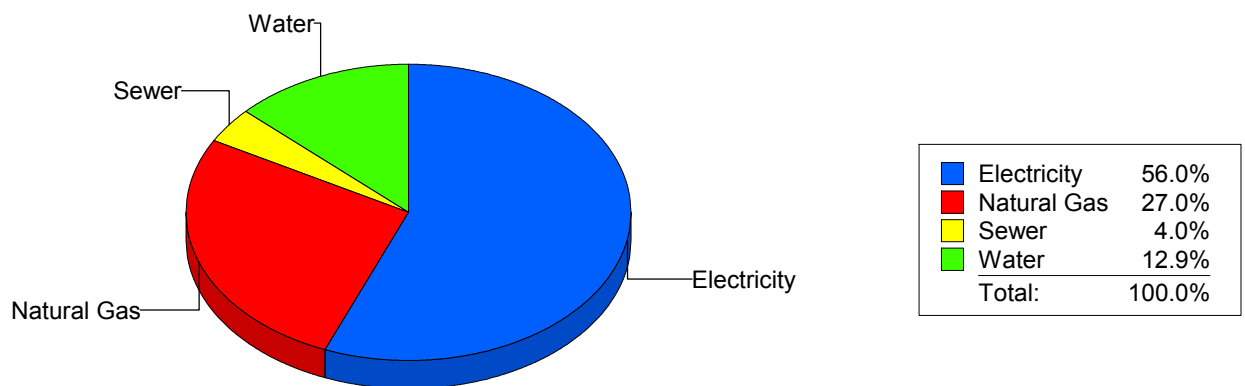
Cost Avoidance Program

Cost Summary Graph

Grouped by Energy Type

Energy Type	Use	Units	Meter Cost	Special Charges	Total Cost	Avg Unit Cost	% of Total Cost
Site: MOYE - HR MOYE							
Electricity	36,120	KWH	\$4,766.12	\$0.00	\$4,766.12	0.1320	56.01%
Natural Gas	3,866	CCF	\$2,299.75	\$0.00	\$2,299.75	0.5949	27.02%
Water	233	CCF	\$1,101.43	\$0.00	\$1,101.43	4.7272	12.94%
Sewer	103	CCF	\$342.76	\$0.00	\$342.76	3.3278	4.03%
Total Cost:			\$8,510.06	\$0.00	\$8,510.06		

For HR MOYE



Filters: Cost Center Name Not Equal To DoNotReport; Billing Period Equal To 201112All Meter CodesAll Group Names

elpaso

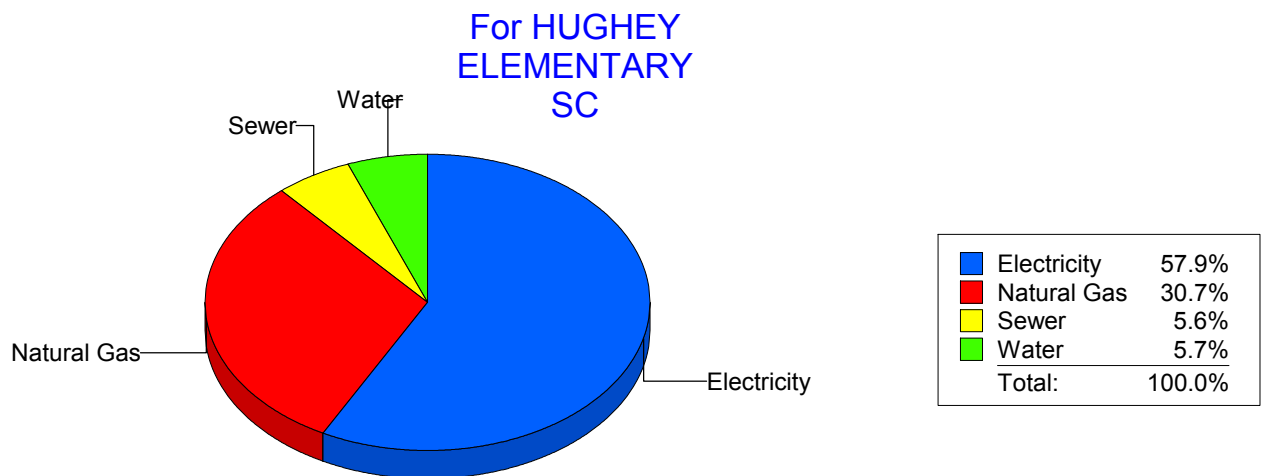
Energy CAP

Cost Avoidance Program

Cost Summary Graph

Grouped by Energy Type

Energy Type	Use	Units	Meter Cost	Special Charges	Total Cost	Avg Unit Cost	% of Total Cost
Site: HUGHEY ELEMENTARY SC - HUGHEY ELEMENTARY SC							
Electricity	25,011	KWH	\$3,766.06	\$0.00	\$3,766.06	0.1506	57.91%
Natural Gas	3,283	CCF	\$1,998.16	\$0.00	\$1,998.16	0.6086	30.72%
Water	100	CCF	\$373.82	\$0.00	\$373.82	3.7382	5.75%
Sewer	190	CCF	\$365.78	\$0.00	\$365.78	1.9252	5.62%
Total Cost:			\$6,503.82	\$0.00	\$6,503.82		



Filters: Cost Center Name Not Equal To DoNotReport; Billing Period Equal To 201112All Meter CodesAll Group Names

elpaso

Energy CAP

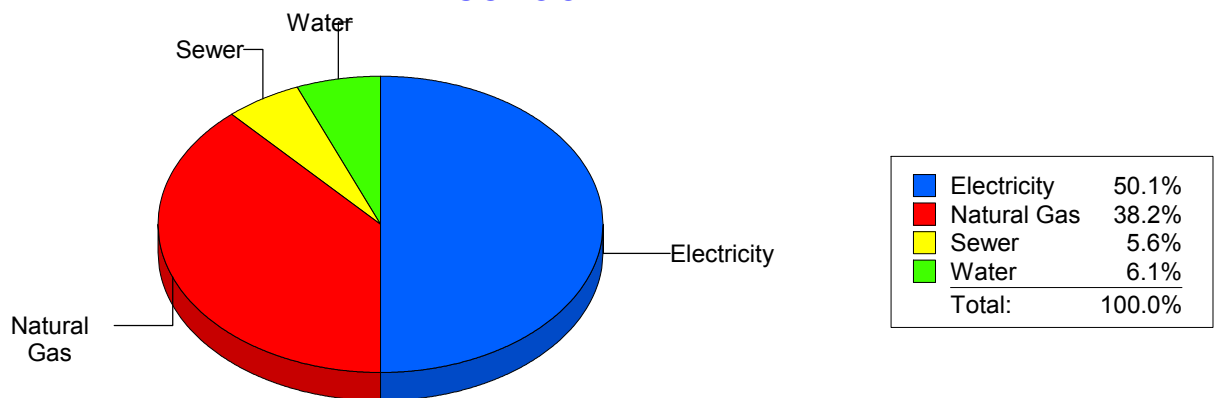
Cost Avoidance Program

Cost Summary Graph

Grouped by Energy Type

Energy Type	Use	Units	Meter Cost	Special Charges	Total Cost	Avg Unit Cost	% of Total Cost
Site: IRVIN HIGH SCHOOL - IRVIN HIGH SCHOOL							
Electricity	88,710	KWH	\$10,189.91	\$0.00	\$10,189.91	0.1149	50.14%
Natural Gas	13,267	CCF	\$7,761.75	\$0.00	\$7,761.75	0.5850	38.19%
Water	767	CCF	\$1,237.34	\$0.00	\$1,237.34	1.6132	6.09%
Sewer	786	CCF	\$1,135.83	\$0.00	\$1,135.83	1.4451	5.59%
Total Cost:			\$20,324.83	\$0.00	\$20,324.83		

For IRVIN HIGH SCHOOL



Filters: Cost Center Name Not Equal To DoNotReport; Billing Period Equal To 201112All Meter CodesAll Group Names

elpaso

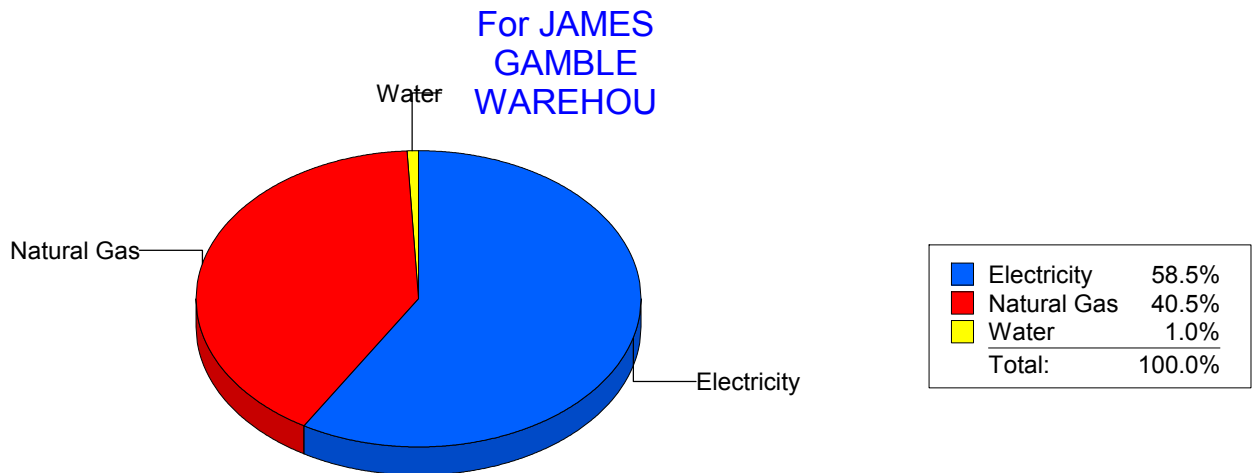
Energy CAP

Cost Avoidance Program

Cost Summary Graph

Grouped by Energy Type

Energy Type	Use	Units	Meter Cost	Special Charges	Total Cost	Avg Unit Cost	% of Total Cost
Site: JAMES GAMBLE WAREHOU - JAMES GAMBLE WAREHOU							
Electricity	22,700	KWH	\$2,190.11	\$0.00	\$2,190.11	0.0965	58.53%
Natural Gas	2,517	CCF	\$1,515.20	\$0.00	\$1,515.20	0.6020	40.50%
Water	0	CCF	\$36.36	\$0.00	\$36.36	0.0000	0.97%
Total Cost:			\$3,741.67	\$0.00	\$3,741.67		



Filters: Cost Center Name Not Equal To DoNotReport; Billing Period Equal To 201112All Meter CodesAll Group Names

elpaso

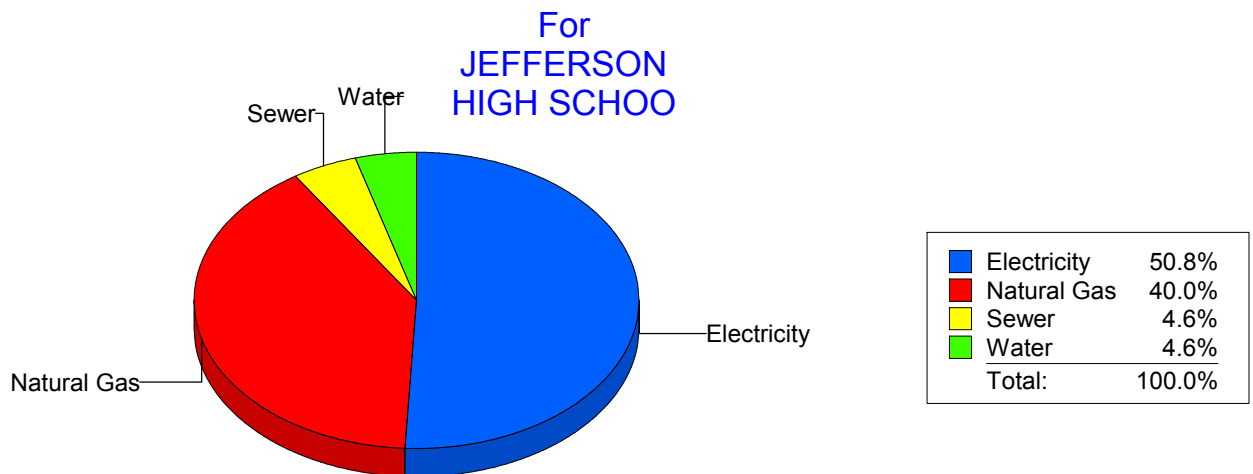
Energy CAP

Cost Avoidance Program

Cost Summary Graph

Grouped by Energy Type

Energy Type	Use	Units	Meter Cost	Special Charges	Total Cost	Avg Unit Cost	% of Total Cost
Site: JEFFERSON HIGH SCHOO - JEFFERSON HIGH SCHOO							
Electricity	81,102	KWH	\$8,938.61	\$0.00	\$8,938.61	0.1102	50.80%
Natural Gas	11,546	CCF	\$7,045.03	\$0.00	\$7,045.03	0.6102	40.03%
Water	373	CCF	\$806.85	\$0.00	\$806.85	2.1631	4.59%
Sewer	364	CCF	\$806.83	\$0.00	\$806.83	2.2166	4.58%
Total Cost:			\$17,597.32	\$0.00	\$17,597.32		



Filters: Cost Center Name Not Equal To DoNotReport; Billing Period Equal To 201112All Meter CodesAll Group Names

elpaso

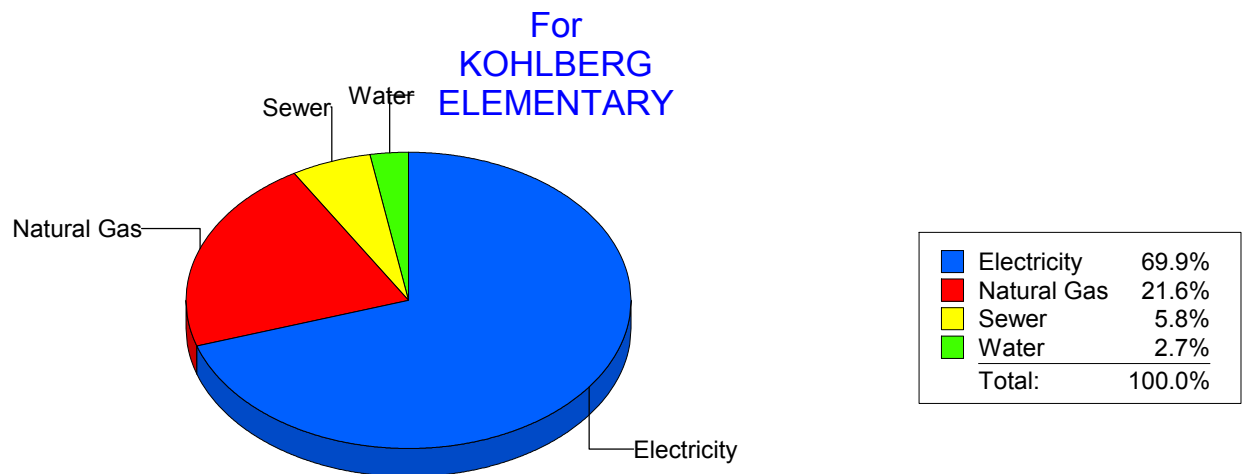
Energy CAP

Cost Avoidance Program

Cost Summary Graph

Grouped by Energy Type

Energy Type	Use	Units	Meter Cost	Special Charges	Total Cost	Avg Unit Cost	% of Total Cost
Site: KOHLBERG ELEMENTARY - KOHLBERG ELEMENTARY							
Electricity	55,180	KWH	\$6,542.61	\$0.00	\$6,542.61	0.1186	69.89%
Natural Gas	3,322	CCF	\$2,019.74	\$0.00	\$2,019.74	0.6080	21.58%
Water	45	CCF	\$254.58	\$0.00	\$254.58	5.6573	2.72%
Sewer	281	CCF	\$543.96	\$0.00	\$543.96	1.9358	5.81%
Total Cost:			\$9,360.89	\$0.00	\$9,360.89		



Filters: Cost Center Name Not Equal To DoNotReport; Billing Period Equal To 201112All Meter CodesAll Group Names

elpaso

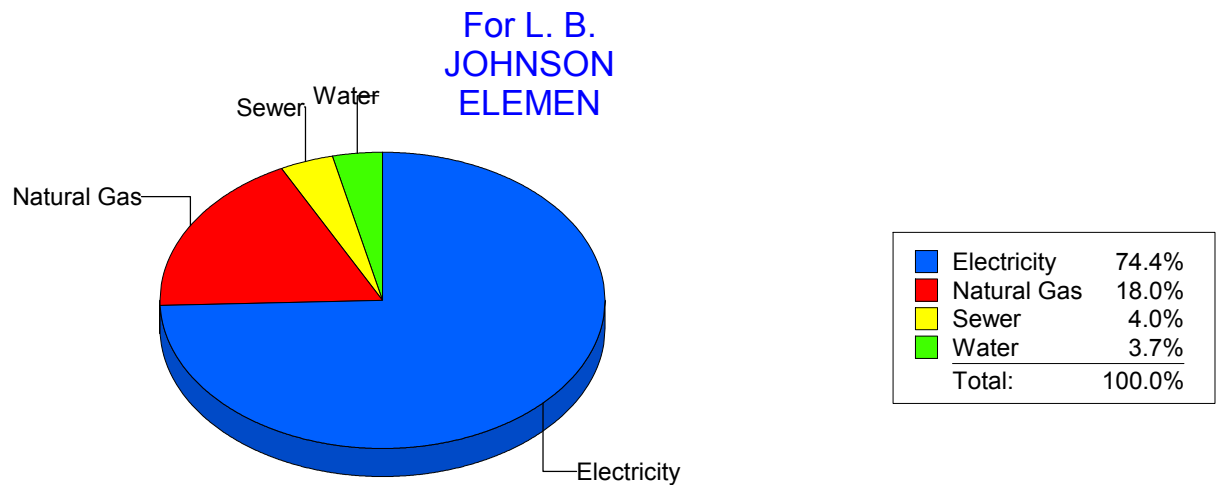
Energy CAP

Cost Avoidance Program

Cost Summary Graph

Grouped by Energy Type

Energy Type	Use	Units	Meter Cost	Special Charges	Total Cost	Avg Unit Cost	% of Total Cost
Site: L. B. JOHNSON ELEMEN - L. B. JOHNSON ELEMEN							
Electricity	40,450	KWH	\$5,842.82	\$0.00	\$5,842.82	0.1444	74.41%
Natural Gas	2,285	CCF	\$1,410.90	\$0.00	\$1,410.90	0.6175	17.97%
Water	126	CCF	\$287.09	\$0.00	\$287.09	2.2785	3.66%
Sewer	137	CCF	\$311.60	\$0.00	\$311.60	2.2745	3.97%
Total Cost:			\$7,852.41	\$0.00	\$7,852.41		



Filters: Cost Center Name Not Equal To DoNotReport; Billing Period Equal To 201112All Meter CodesAll Group Names

elpaso

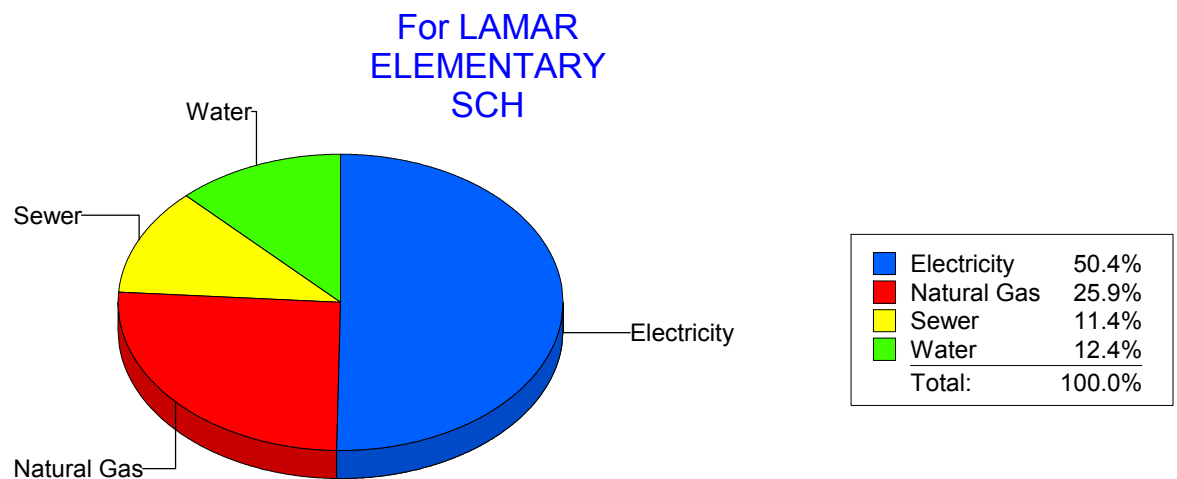
Energy CAP

Cost Avoidance Program

Cost Summary Graph

Grouped by Energy Type

Energy Type	Use	Units	Meter Cost	Special Charges	Total Cost	Avg Unit Cost	% of Total Cost
Site: LAMAR ELEMENTARY SCH - LAMAR ELEMENTARY SCH							
Electricity	23,100	KWH	\$2,776.32	\$0.00	\$2,776.32	0.1202	50.37%
Natural Gas	2,256	CCF	\$1,426.15	\$0.00	\$1,426.15	0.6322	25.87%
Water	254	CCF	\$681.31	\$0.00	\$681.31	2.6823	12.36%
Sewer	229	CCF	\$628.29	\$0.00	\$628.29	2.7436	11.40%
Total Cost:			\$5,512.07	\$0.00	\$5,512.07		



Filters: Cost Center Name Not Equal To DoNotReport; Billing Period Equal To 201112All Meter CodesAll Group Names

el Paso

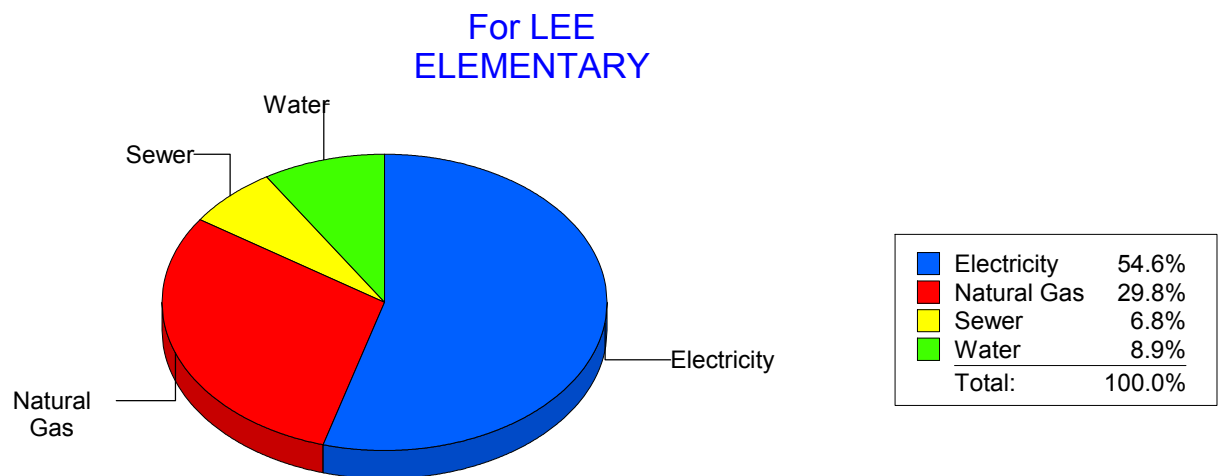
Energy CAP

Cost Avoidance Program

Cost Summary Graph

Grouped by Energy Type

Energy Type	Use	Units	Meter Cost	Special Charges	Total Cost	Avg Unit Cost	% of Total Cost
Site: LEE ELEMENTARY - LEE ELEMENTARY							
Electricity	28,048	KWH	\$4,038.09	\$0.00	\$4,038.09	0.1440	54.55%
Natural Gas	3,610	CCF	\$2,208.55	\$0.00	\$2,208.55	0.6118	29.84%
Water	130	CCF	\$655.17	\$0.00	\$655.17	5.0398	8.85%
Sewer	172	CCF	\$500.09	\$0.00	\$500.09	2.9075	6.76%
Total Cost:			\$7,401.90	\$0.00	\$7,401.90		



Filters: Cost Center Name Not Equal To DoNotReport; Billing Period Equal To 201112All Meter CodesAll Group Names

elpaso

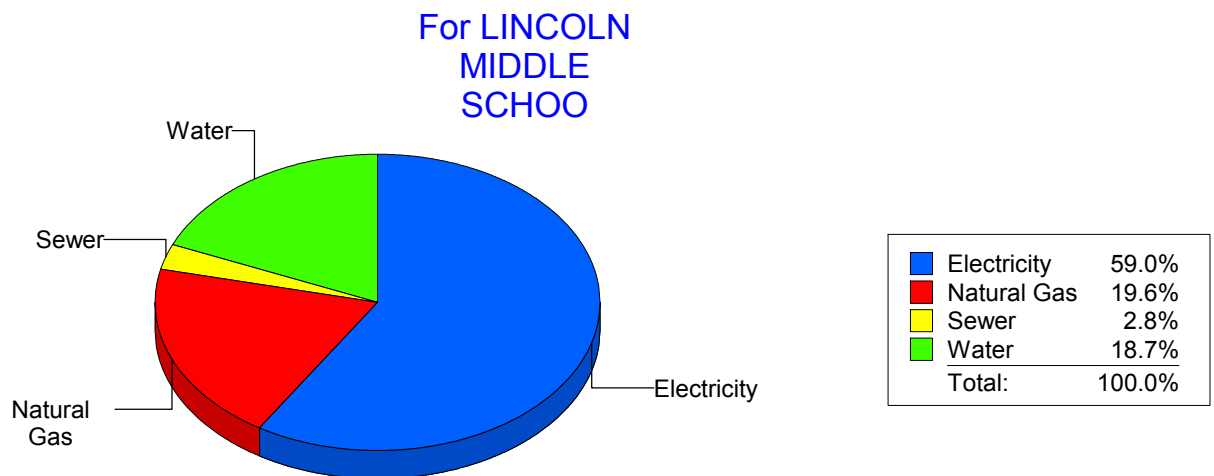
Energy CAP

Cost Avoidance Program

Cost Summary Graph

Grouped by Energy Type

Energy Type	Use	Units	Meter Cost	Special Charges	Total Cost	Avg Unit Cost	% of Total Cost
Site: LINCOLN MIDDLE SCHOO - LINCOLN MIDDLE SCHOO							
Electricity	85,600	KWH	\$10,795.49	\$0.00	\$10,795.49	0.1261	58.97%
Natural Gas	6,094	CCF	\$3,586.95	\$0.00	\$3,586.95	0.5886	19.59%
Water	1,112	CCF	\$3,420.32	\$0.00	\$3,420.32	3.0758	18.68%
Sewer	289	CCF	\$504.64	\$0.00	\$504.64	1.7462	2.76%
Total Cost:			\$18,307.40	\$0.00	\$18,307.40		



Filters: Cost Center Name Not Equal To DoNotReport; Billing Period Equal To 201112All Meter CodesAll Group Names

elpaso

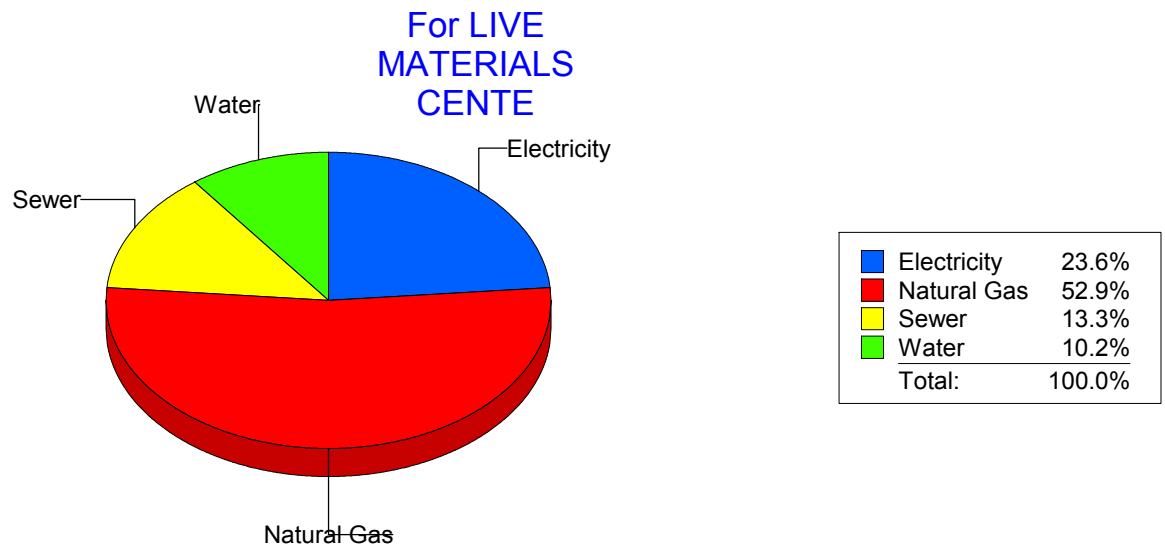
Energy CAP

Cost Avoidance Program

Cost Summary Graph

Grouped by Energy Type

Energy Type	Use	Units	Meter Cost	Special Charges	Total Cost	Avg Unit Cost	% of Total Cost
Site: LIVE MATERIALS CENTE - LIVE MATERIALS CENTE							
Electricity	149 KWH		\$49.35	\$0.00	\$49.35	0.3312	23.55%
Natural Gas	75 CCF		\$110.94	\$0.00	\$110.94	1.4792	52.95%
Water	0 CCF		\$21.40	\$0.00	\$21.40	0.0000	10.21%
Sewer	6 CCF		\$27.84	\$0.00	\$27.84	4.6400	13.29%
Total Cost:			\$209.53	\$0.00	\$209.53		



Filters: Cost Center Name Not Equal To DoNotReport; Billing Period Equal To 201112All Meter CodesAll Group Names

elpaso

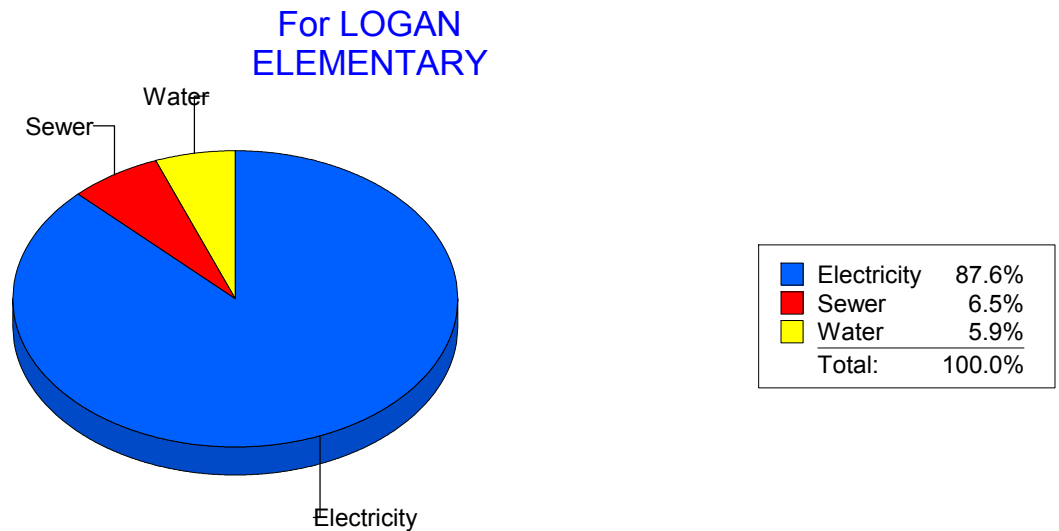
Energy CAP

Cost Avoidance Program

Cost Summary Graph

Grouped by Energy Type

Energy Type	Use	Units	Meter Cost	Special Charges	Total Cost	Avg Unit Cost	% of Total Cost
Site: LOGAN ELEMENTARY - LOGAN ELEMENTARY							
Electricity	25,300	KWH	\$3,071.72	\$0.00	\$3,071.72	0.1214	87.60%
Water	19	CCF	\$207.63	\$0.00	\$207.63	10.9279	5.92%
Sewer	130	CCF	\$227.34	\$0.00	\$227.34	1.7488	6.48%
Total Cost:			\$3,506.69	\$0.00	\$3,506.69		



Filters: Cost Center Name Not Equal To DoNotReport; Billing Period Equal To 201112All Meter CodesAll Group Names

elpaso

Energy CAP

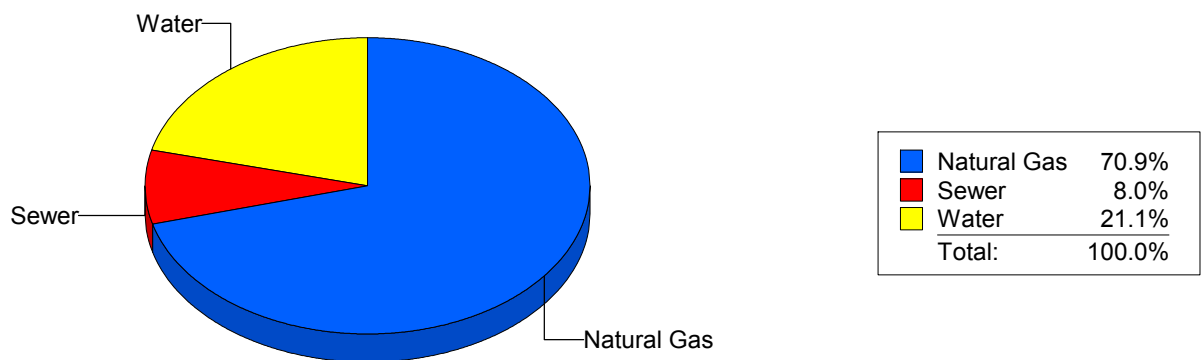
Cost Avoidance Program

Cost Summary Graph

Grouped by Energy Type

Energy Type	Use	Units	Meter Cost	Special Charges	Total Cost	Avg Unit Cost	% of Total Cost
Site: LUNDY - LUNDY							
Natural Gas	4,778	CCF	\$2,860.92	\$0.00	\$2,860.92	0.5988	70.86%
Water	213	CCF	\$852.87	\$0.00	\$852.87	4.0041	21.12%
Sewer	88	CCF	\$323.71	\$0.00	\$323.71	3.6785	8.02%
Total Cost:			\$4,037.50	\$0.00	\$4,037.50		

For LUNDY



Filters: Cost Center Name Not Equal To DoNotReport; Billing Period Equal To 201112All Meter CodesAll Group Names

elpaso

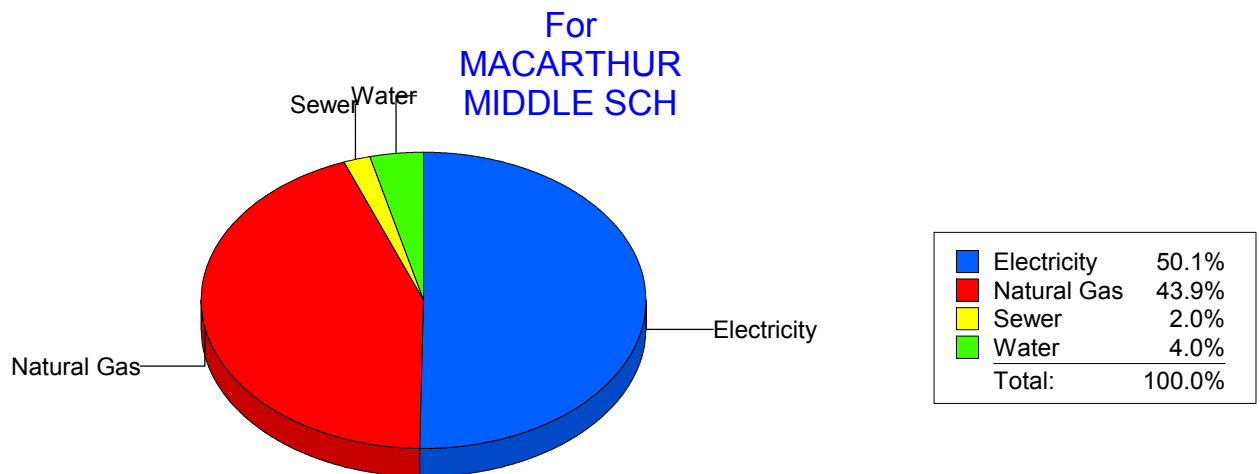
Energy CAP

Cost Avoidance Program

Cost Summary Graph

Grouped by Energy Type

Energy Type	Use	Units	Meter Cost	Special Charges	Total Cost	Avg Unit Cost	% of Total Cost
Site: MACARTHUR MIDDLE SCH - MACARTHUR MIDDLE SCH							
Electricity	67,600	KWH	\$7,301.08	\$0.00	\$7,301.08	0.1080	50.14%
Natural Gas	10,946	CCF	\$6,390.14	\$0.00	\$6,390.14	0.5838	43.89%
Water	184	CCF	\$579.42	\$0.00	\$579.42	3.1490	3.98%
Sewer	120	CCF	\$290.01	\$0.00	\$290.01	2.4168	1.99%
Total Cost:			\$14,560.65	\$0.00	\$14,560.65		



Filters: Cost Center Name Not Equal To DoNotReport; Billing Period Equal To 201112All Meter CodesAll Group Names

elpaso

Energy CAP

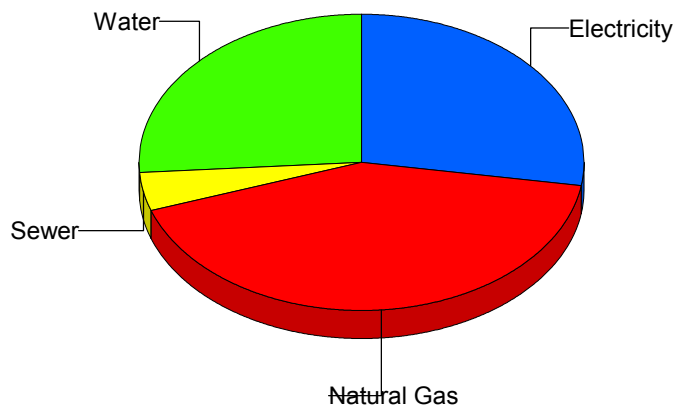
Cost Avoidance Program

Cost Summary Graph

Grouped by Energy Type

Energy Type	Use	Units	Meter Cost	Special Charges	Total Cost	Avg Unit Cost	% of Total Cost
Site: MAGOFFIN MIDDLE SCHO - MAGOFFIN MIDDLE SCHO							
Electricity	15,138	KWH	\$1,907.08	\$0.00	\$1,907.08	0.1260	27.38%
Natural Gas	4,997	CCF	\$2,953.10	\$0.00	\$2,953.10	0.5910	42.40%
Water	426	CCF	\$1,812.34	\$0.00	\$1,812.34	4.2543	26.02%
Sewer	63	CCF	\$291.96	\$0.00	\$291.96	4.6343	4.19%
Total Cost:			\$6,964.48	\$0.00	\$6,964.48		

For MAGOFFIN
MIDDLE SCHO



Electricity	27.4%
Natural Gas	42.4%
Sewer	4.2%
Water	26.0%
Total:	100.0%

Filters: Cost Center Name Not Equal To DoNotReport; Billing Period Equal To 201112All Meter CodesAll Group Names

elpaso

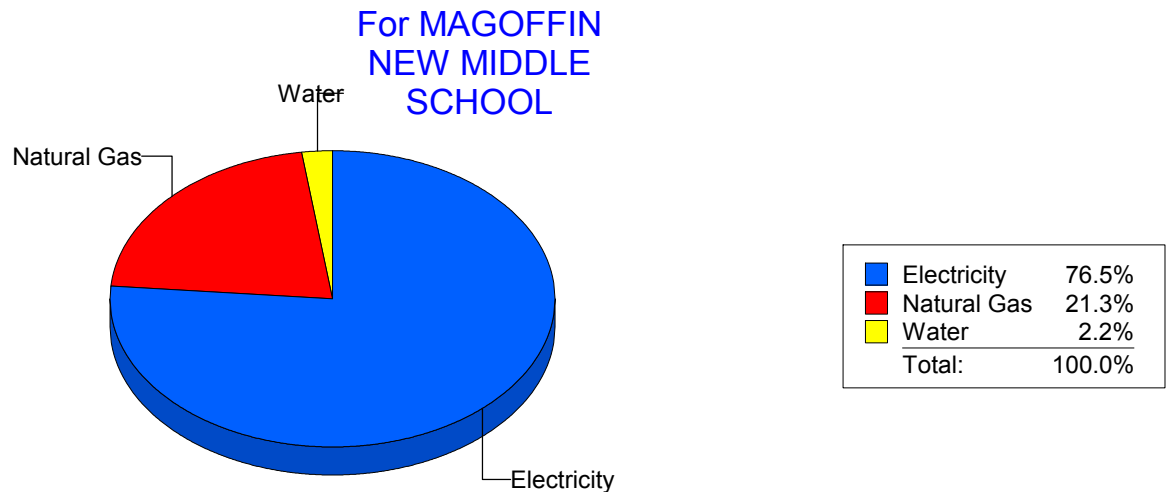
Energy CAP

Cost Avoidance Program

Cost Summary Graph

Grouped by Energy Type

Energy Type	Use	Units	Meter Cost	Special Charges	Total Cost	Avg Unit Cost	% of Total Cost
Site: MAGOFFINMIDDLESCHOOLN047 - MAGOFFIN NEW MIDDLE SCHOOL							
Electricity	76,400	KWH	\$7,544.38	\$0.00	\$7,544.38	0.0987	76.51%
Natural Gas	3,523	CCF	\$2,101.57	\$0.00	\$2,101.57	0.5965	21.31%
Water	0	CCF	\$215.31	\$0.00	\$215.31	0.0000	2.18%
Total Cost:			\$9,861.26	\$0.00	\$9,861.26		



Filters: Cost Center Name Not Equal To DoNotReport; Billing Period Equal To 201112All Meter CodesAll Group Names

elpaso

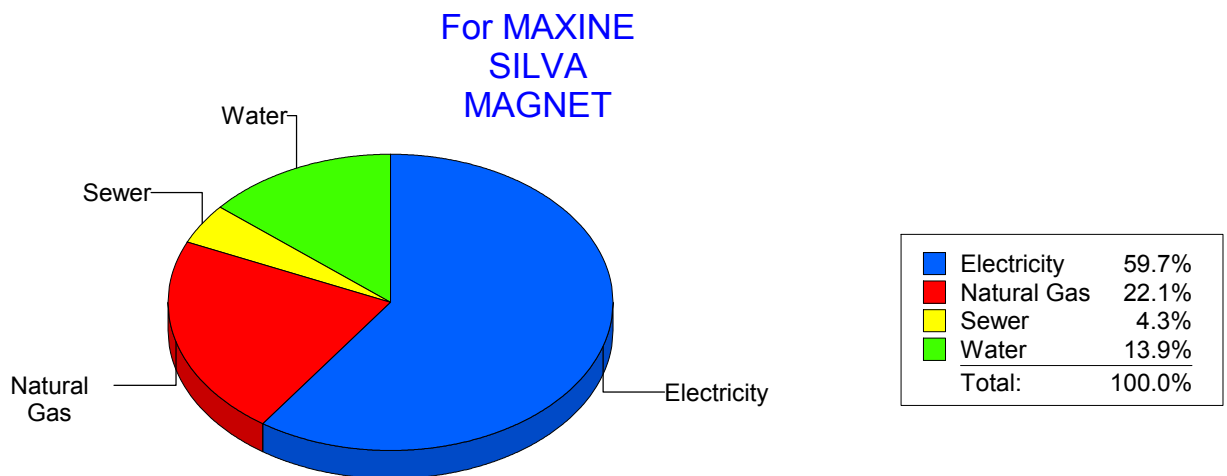
Energy CAP

Cost Avoidance Program

Cost Summary Graph

Grouped by Energy Type

Energy Type	Use	Units	Meter Cost	Special Charges	Total Cost	Avg Unit Cost	% of Total Cost
Site: MAXINE SILVA MAGNET - MAXINE SILVA MAGNET							
Electricity	40,500	KWH	\$4,660.35	\$0.00	\$4,660.35	0.1151	59.66%
Natural Gas	2,877	CCF	\$1,727.10	\$0.00	\$1,727.10	0.6003	22.11%
Water	427	CCF	\$1,085.97	\$0.00	\$1,085.97	2.5433	13.90%
Sewer	158	CCF	\$338.27	\$0.00	\$338.27	2.1409	4.33%
Total Cost:			\$7,811.69	\$0.00	\$7,811.69		



Filters: Cost Center Name Not Equal To DoNotReport; Billing Period Equal To 201112All Meter CodesAll Group Names

elpaso

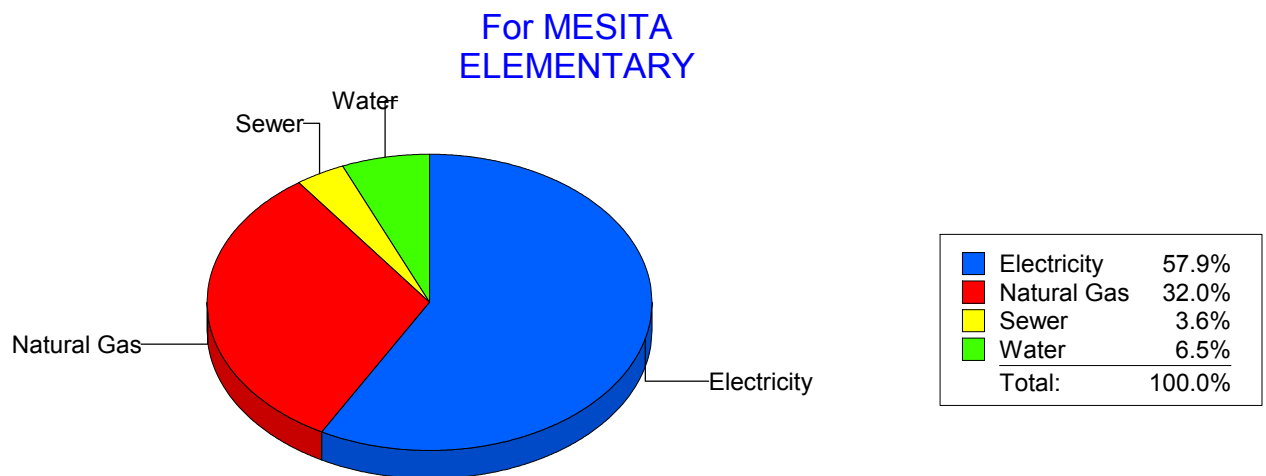
Energy CAP

Cost Avoidance Program

Cost Summary Graph

Grouped by Energy Type

Energy Type	Use	Units	Meter Cost	Special Charges	Total Cost	Avg Unit Cost	% of Total Cost
Site: MESITA ELEMENTARY - MESITA ELEMENTARY							
Electricity	45,840	KWH	\$5,432.05	\$0.00	\$5,432.05	0.1185	57.93%
Natural Gas	5,026	CCF	\$3,004.20	\$0.00	\$3,004.20	0.5977	32.04%
Water	139	CCF	\$605.33	\$0.00	\$605.33	4.3549	6.46%
Sewer	97	CCF	\$335.14	\$0.00	\$335.14	3.4551	3.57%
Total Cost:			\$9,376.72	\$0.00	\$9,376.72		



Filters: Cost Center Name Not Equal To DoNotReport; Billing Period Equal To 201112All Meter CodesAll Group Names

elpaso

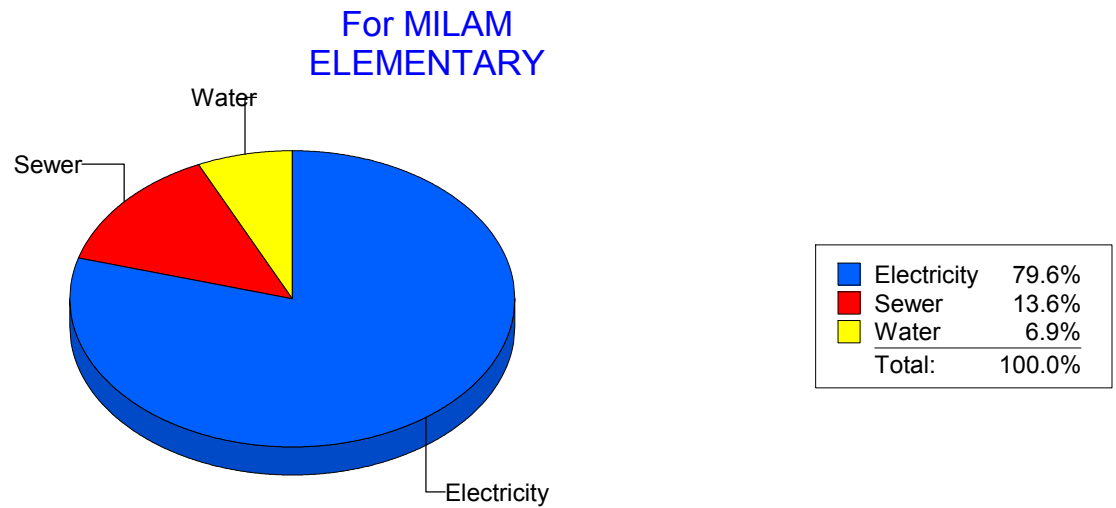
Energy CAP

Cost Avoidance Program

Cost Summary Graph

Grouped by Energy Type

Energy Type	Use	Units	Meter Cost	Special Charges	Total Cost	Avg Unit Cost	% of Total Cost
Site: MILAM ELEMENTARY - MILAM ELEMENTARY							
Electricity	19,080	KWH	\$2,292.66	\$0.00	\$2,292.66	0.1202	79.55%
Water	50	CCF	\$197.69	\$0.00	\$197.69	3.9538	6.86%
Sewer	200	CCF	\$391.61	\$0.00	\$391.61	1.9581	13.59%
Total Cost:			\$2,881.96	\$0.00	\$2,881.96		



Filters: Cost Center Name Not Equal To DoNotReport; Billing Period Equal To 201112All Meter CodesAll Group Names

elpaso

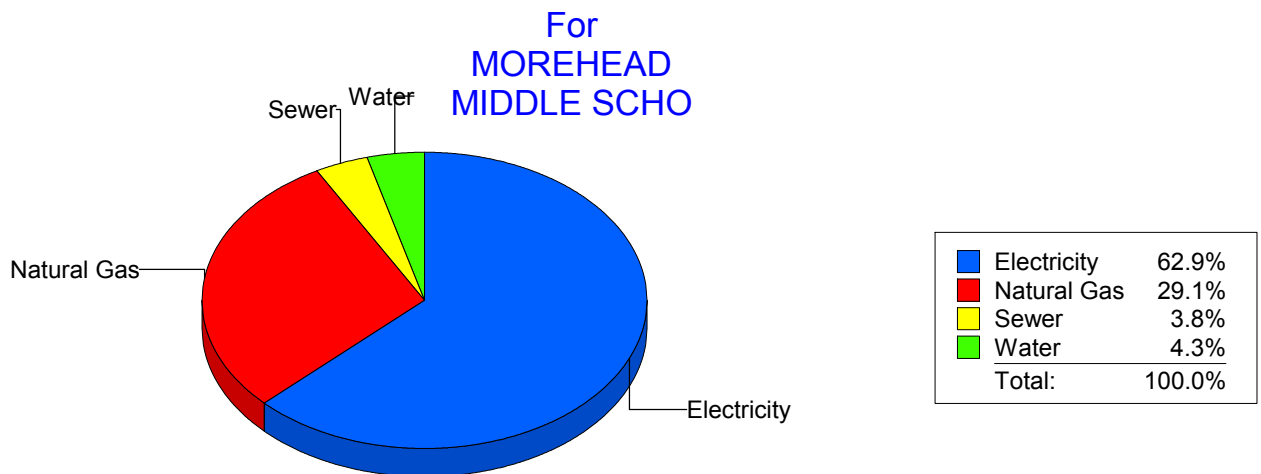
Energy CAP

Cost Avoidance Program

Cost Summary Graph

Grouped by Energy Type

Energy Type	Use	Units	Meter Cost	Special Charges	Total Cost	Avg Unit Cost	% of Total Cost
Site: MOREHEAD MIDDLE SCHO - MOREHEAD MIDDLE SCHO							
Electricity	73,201	KWH	\$8,086.52	\$0.00	\$8,086.52	0.1105	62.89%
Natural Gas	6,352	CCF	\$3,736.00	\$0.00	\$3,736.00	0.5882	29.05%
Water	302	CCF	\$553.90	\$0.00	\$553.90	1.8341	4.31%
Sewer	213	CCF	\$482.46	\$0.00	\$482.46	2.2651	3.75%
Total Cost:			\$12,858.88	\$0.00	\$12,858.88		



Filters: Cost Center Name Not Equal To DoNotReport; Billing Period Equal To 201112All Meter CodesAll Group Names

elpaso

Energy CAP

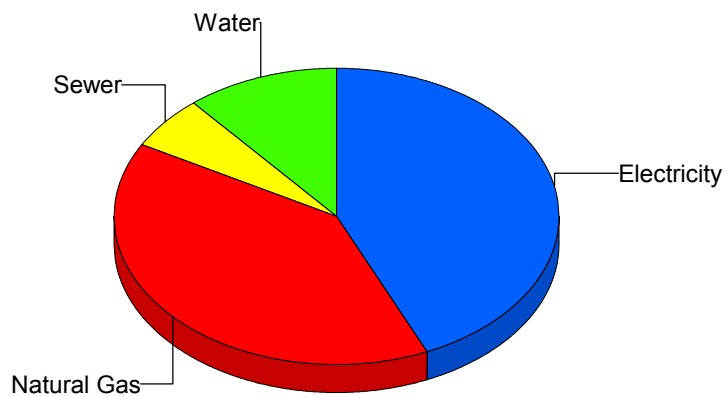
Cost Avoidance Program

Cost Summary Graph

Grouped by Energy Type

Energy Type	Use	Units	Meter Cost	Special Charges	Total Cost	Avg Unit Cost	% of Total Cost
Site: NEWMAN ELEMENTARY - NEWMAN ELEMENTARY							
Electricity	20,942	KWH	\$2,786.20	\$0.00	\$2,786.20	0.1330	43.28%
Natural Gas	4,195	CCF	\$2,562.91	\$0.00	\$2,562.91	0.6109	39.81%
Water	365	CCF	\$712.95	\$0.00	\$712.95	1.9533	11.07%
Sewer	208	CCF	\$375.88	\$0.00	\$375.88	1.8071	5.84%
Total Cost:			\$6,437.94	\$0.00	\$6,437.94		

For NEWMAN
ELEMENTARY



Electricity	43.3%
Natural Gas	39.8%
Sewer	5.8%
Water	11.1%
Total:	100.0%

Filters: Cost Center Name Not Equal To DoNotReport; Billing Period Equal To 201112All Meter CodesAll Group Names

elpaso

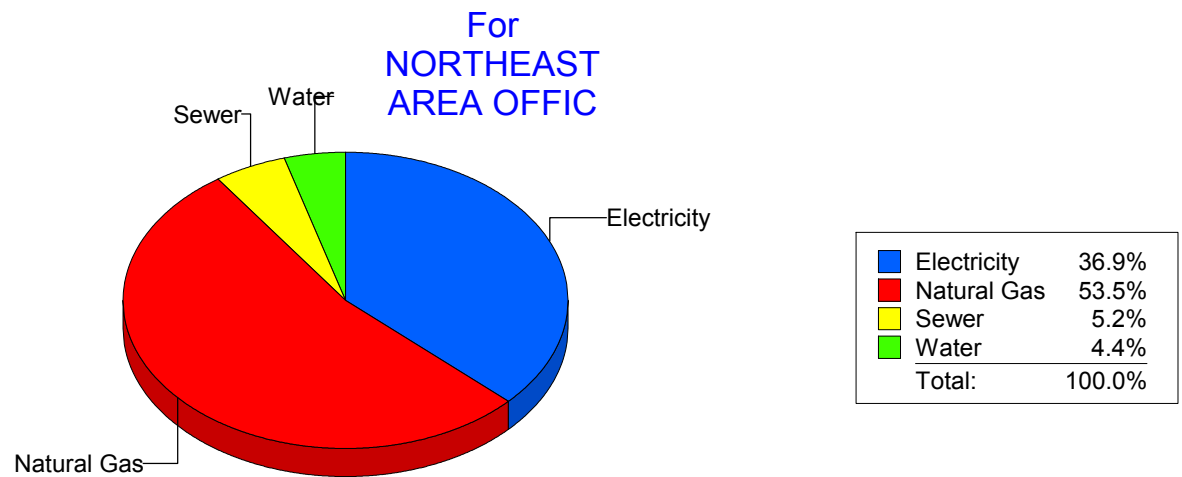
Energy CAP

Cost Avoidance Program

Cost Summary Graph

Grouped by Energy Type

Energy Type	Use	Units	Meter Cost	Special Charges	Total Cost	Avg Unit Cost	% of Total Cost
Site: NORTHEAST AREA OFFIC - NORTHEAST AREA OFFIC							
Electricity	4,160	KWH	\$404.10	\$0.00	\$404.10	0.0971	36.87%
Natural Gas	797	CCF	\$586.38	\$0.00	\$586.38	0.7357	53.50%
Water	4	CCF	\$48.60	\$0.00	\$48.60	12.1500	4.43%
Sewer	13	CCF	\$56.95	\$0.00	\$56.95	4.3808	5.20%
Total Cost:			\$1,096.03	\$0.00	\$1,096.03		



Filters: Cost Center Name Not Equal To DoNotReport; Billing Period Equal To 201112All Meter CodesAll Group Names

elpaso


Energy CAP

Cost Avoidance Program

Cost Summary Graph

Grouped by Energy Type

Energy Type	Use	Units	Meter Cost	Special Charges	Total Cost	Avg Unit Cost	% of Total Cost
Site: NORTHEAST AREA TRANS - NORTHEAST AREA TRANS							
Electricity	5,231	KWH	\$505.55	\$0.00	\$505.55	0.0966	26.87%
Natural Gas	1,206	CCF	\$772.34	\$0.00	\$772.34	0.6404	41.05%
Water	80	CCF	\$344.58	\$0.00	\$344.58	4.3073	18.31%
Sewer	37	CCF	\$258.94	\$0.00	\$258.94	6.9984	13.76%
Total Cost:			\$1,881.41	\$0.00	\$1,881.41		



Filters: Cost Center Name Not Equal To DoNotReport; Billing Period Equal To 201112All Meter CodesAll Group Names

elpaso

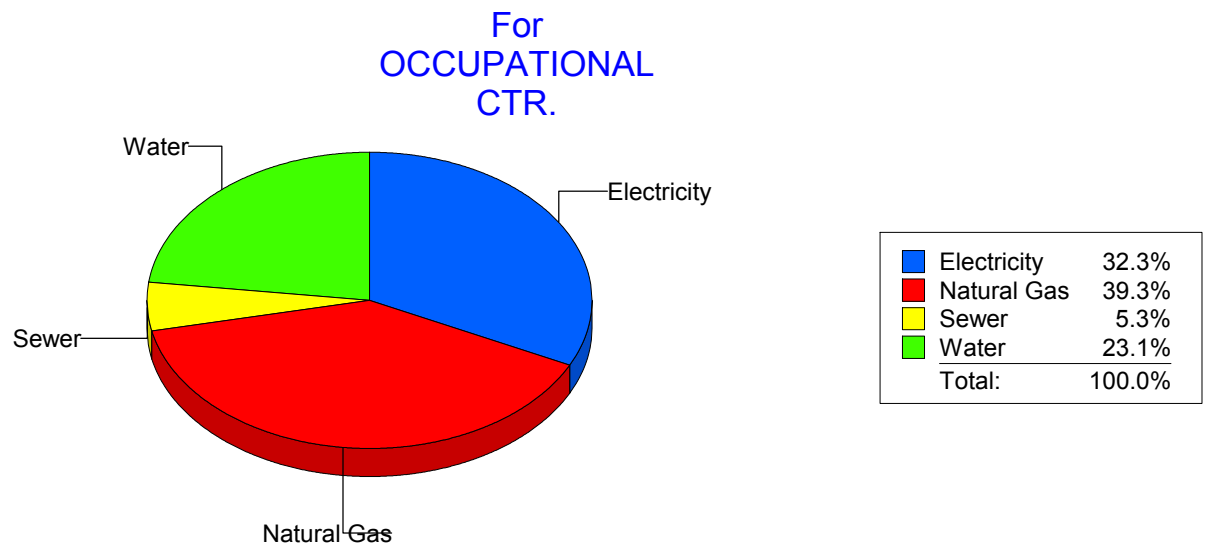
Energy CAP

Cost Avoidance Program

Cost Summary Graph

Grouped by Energy Type

Energy Type	Use	Units	Meter Cost	Special Charges	Total Cost	Avg Unit Cost	% of Total Cost
Site: OCCUPATIONAL CTR. - OCCUPATIONAL CTR.							
Electricity	3,800	KWH	\$448.70	\$0.00	\$448.70	0.1181	32.26%
Natural Gas	870	CCF	\$547.10	\$0.00	\$547.10	0.6289	39.33%
Water	57	CCF	\$321.61	\$0.00	\$321.61	5.6423	23.12%
Sewer	19	CCF	\$73.61	\$0.00	\$73.61	3.8742	5.29%
Total Cost:			\$1,391.02	\$0.00	\$1,391.02		



Filters: Cost Center Name Not Equal To DoNotReport; Billing Period Equal To 201112All Meter CodesAll Group Names

elpaso

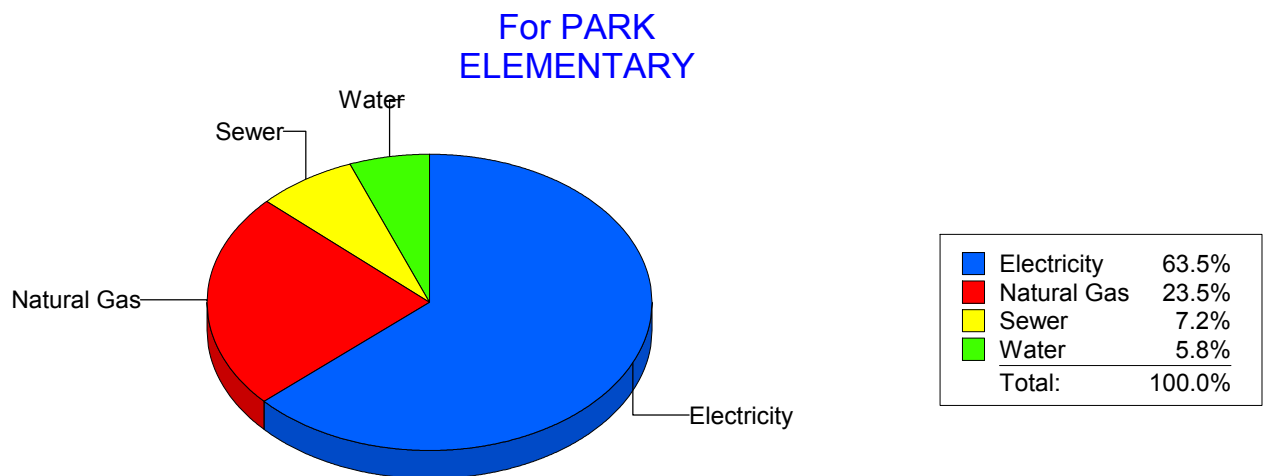
Energy CAP

Cost Avoidance Program

Cost Summary Graph

Grouped by Energy Type

Energy Type	Use	Units	Meter Cost	Special Charges	Total Cost	Avg Unit Cost	% of Total Cost
Site: PARK ELEMENTARY - PARK ELEMENTARY							
Electricity	28,625	KWH	\$3,746.50	\$0.00	\$3,746.50	0.1309	63.46%
Natural Gas	2,176	CCF	\$1,387.80	\$0.00	\$1,387.80	0.6378	23.51%
Water	120	CCF	\$341.57	\$0.00	\$341.57	2.8464	5.79%
Sewer	200	CCF	\$427.96	\$0.00	\$427.96	2.1398	7.25%
Total Cost:			\$5,903.83	\$0.00	\$5,903.83		



Filters: Cost Center Name Not Equal To DoNotReport; Billing Period Equal To 201112All Meter CodesAll Group Names

elpaso

Energy CAP

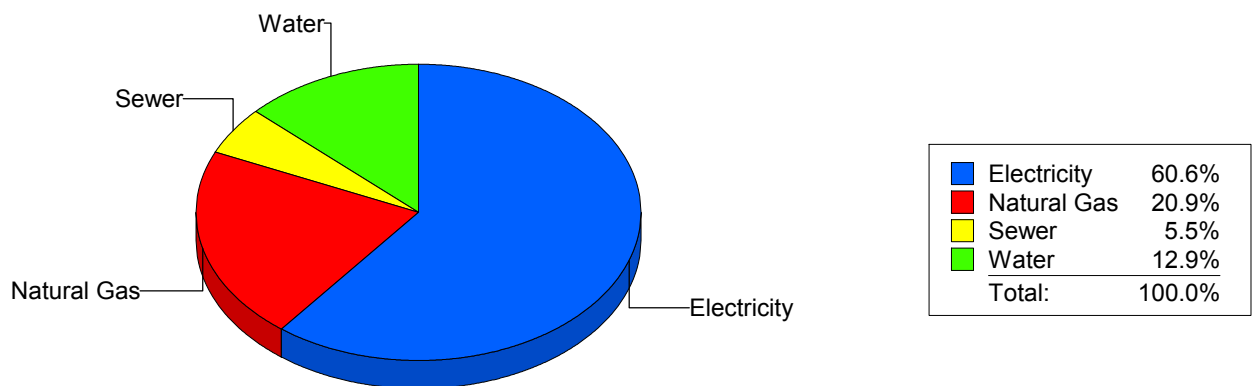
Cost Avoidance Program

Cost Summary Graph

Grouped by Energy Type

Energy Type	Use	Units	Meter Cost	Special Charges	Total Cost	Avg Unit Cost	% of Total Cost
Site: PAUL MORENO - PAUL MORENO							
Electricity	34,200	KWH	\$4,807.63	\$0.00	\$4,807.63	0.1406	60.61%
Natural Gas	2,708	CCF	\$1,660.40	\$0.00	\$1,660.40	0.6131	20.93%
Water	249	CCF	\$1,025.46	\$0.00	\$1,025.46	4.1183	12.93%
Sewer	198	CCF	\$438.55	\$0.00	\$438.55	2.2149	5.53%
Total Cost:			\$7,932.04	\$0.00	\$7,932.04		

For PAUL MORENO



Filters: Cost Center Name Not Equal To DoNotReport; Billing Period Equal To 201112All Meter CodesAll Group Names

elpaso

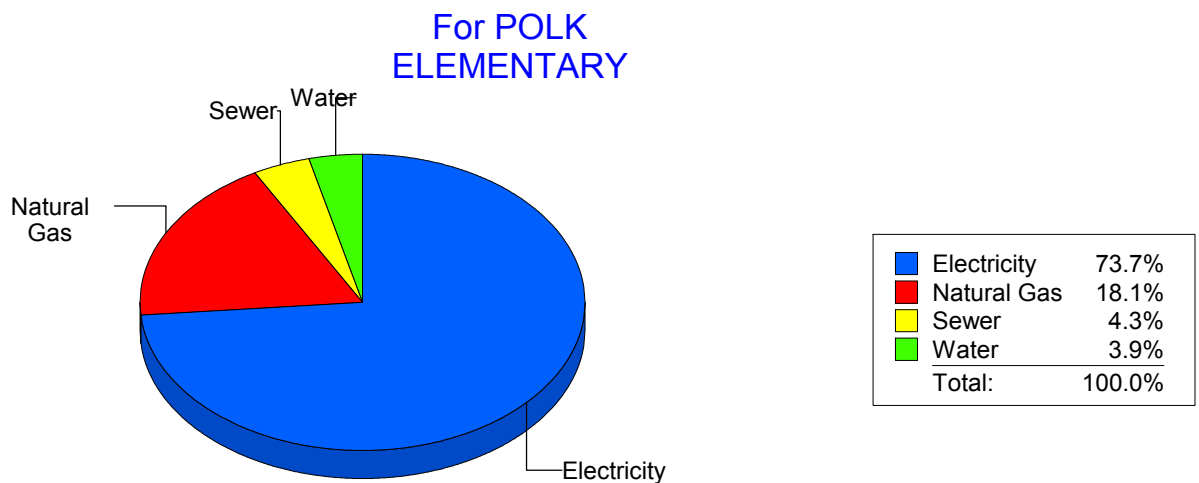
Energy CAP

Cost Avoidance Program

Cost Summary Graph

Grouped by Energy Type

Energy Type	Use	Units	Meter Cost	Special Charges	Total Cost	Avg Unit Cost	% of Total Cost
Site: POLK ELEMENTARY - POLK ELEMENTARY							
Electricity	41,140	KWH	\$4,868.91	\$0.00	\$4,868.91	0.1183	73.70%
Natural Gas	1,912	CCF	\$1,196.76	\$0.00	\$1,196.76	0.6259	18.11%
Water	91	CCF	\$257.14	\$0.00	\$257.14	2.8257	3.89%
Sewer	115	CCF	\$283.66	\$0.00	\$283.66	2.4666	4.29%
Total Cost:			\$6,606.47	\$0.00	\$6,606.47		



Filters: Cost Center Name Not Equal To DoNotReport; Billing Period Equal To 201112All Meter CodesAll Group Names

elpaso

Energy CAP

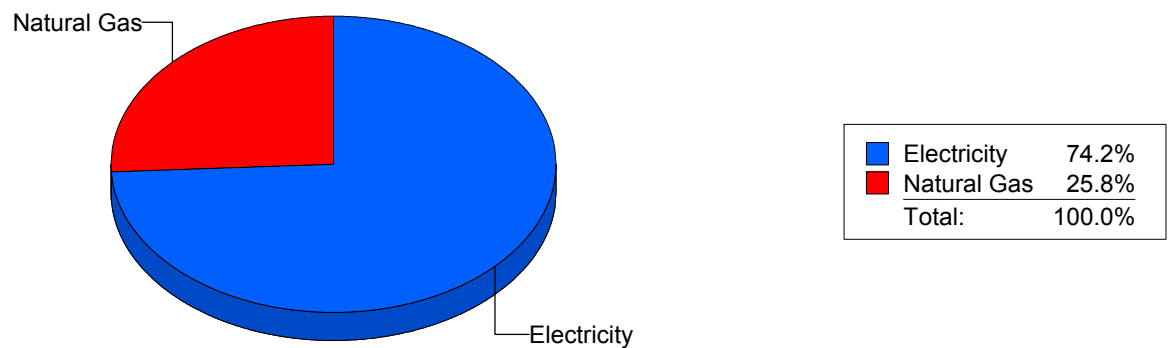
Cost Avoidance Program

Cost Summary Graph

Grouped by Energy Type

Energy Type	Use	Units	Meter Cost	Special Charges	Total Cost	Avg Unit Cost	% of Total Cost
Site: POWELL - POWELL							
Electricity	34,320	KWH	\$4,496.73	\$0.00	\$4,496.73	0.1310	74.21%
Natural Gas	2,598	CCF	\$1,563.06	\$0.00	\$1,563.06	0.6016	25.79%
Total Cost:			\$6,059.79	\$0.00	\$6,059.79		

For POWELL



Filters: Cost Center Name Not Equal To DoNotReport; Billing Period Equal To 201112All Meter CodesAll Group Names

elpaso

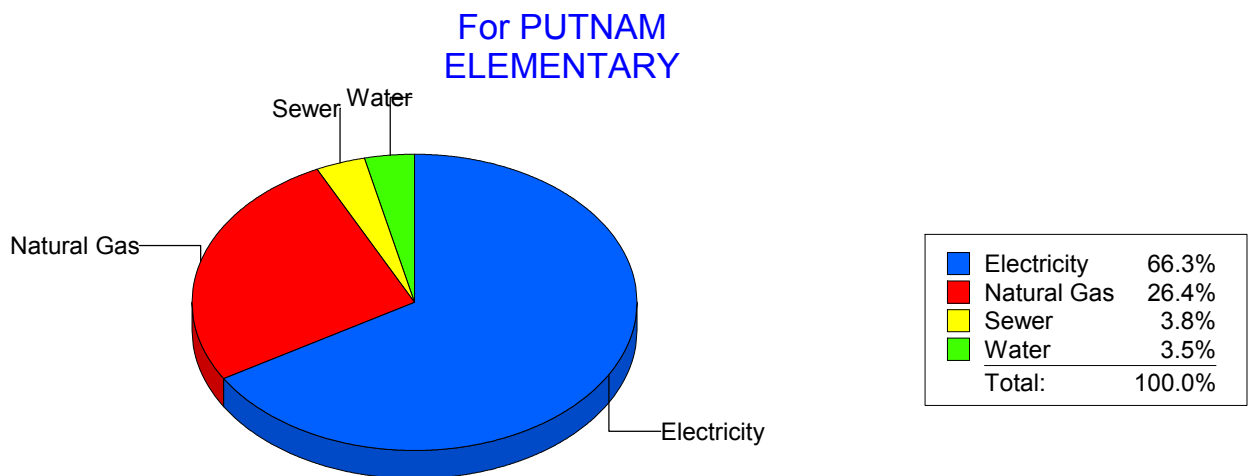
Energy CAP

Cost Avoidance Program

Cost Summary Graph

Grouped by Energy Type

Energy Type	Use	Units	Meter Cost	Special Charges	Total Cost	Avg Unit Cost	% of Total Cost
Site: PUTNAM ELEMENTARY - PUTNAM ELEMENTARY							
Electricity	29,399	KWH	\$4,035.59	\$0.00	\$4,035.59	0.1373	66.26%
Natural Gas	2,623	CCF	\$1,607.07	\$0.00	\$1,607.07	0.6127	26.39%
Water	104	CCF	\$215.34	\$0.00	\$215.34	2.0706	3.54%
Sewer	126	CCF	\$232.74	\$0.00	\$232.74	1.8471	3.82%
Total Cost:			\$6,090.74	\$0.00	\$6,090.74		



Filters: Cost Center Name Not Equal To DoNotReport; Billing Period Equal To 201112All Meter CodesAll Group Names

elpaso

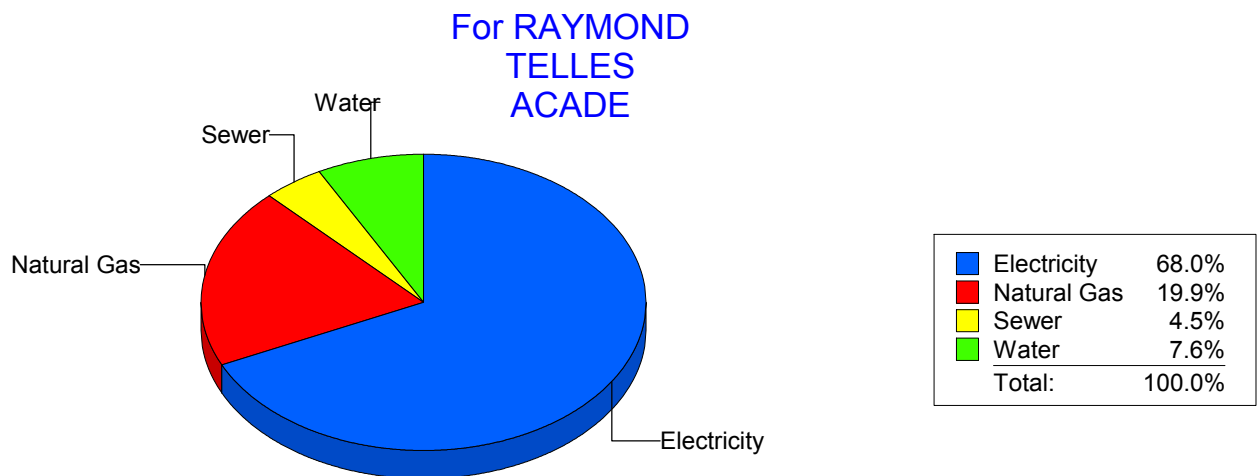
Energy CAP

Cost Avoidance Program

Cost Summary Graph

Grouped by Energy Type

Energy Type	Use	Units	Meter Cost	Special Charges	Total Cost	Avg Unit Cost	% of Total Cost
Site: RAYMOND TELLES ACADE - RAYMOND TELLES ACADE							
Electricity	27,600	KWH	\$3,573.57	\$0.00	\$3,573.57	0.1295	68.00%
Natural Gas	1,714	CCF	\$1,043.33	\$0.00	\$1,043.33	0.6087	19.85%
Water	150	CCF	\$401.57	\$0.00	\$401.57	2.6771	7.64%
Sewer	78	CCF	\$236.67	\$0.00	\$236.67	3.0342	4.50%
Total Cost:			\$5,255.14	\$0.00	\$5,255.14		



Filters: Cost Center Name Not Equal To DoNotReport; Billing Period Equal To 201112All Meter CodesAll Group Names

elpaso

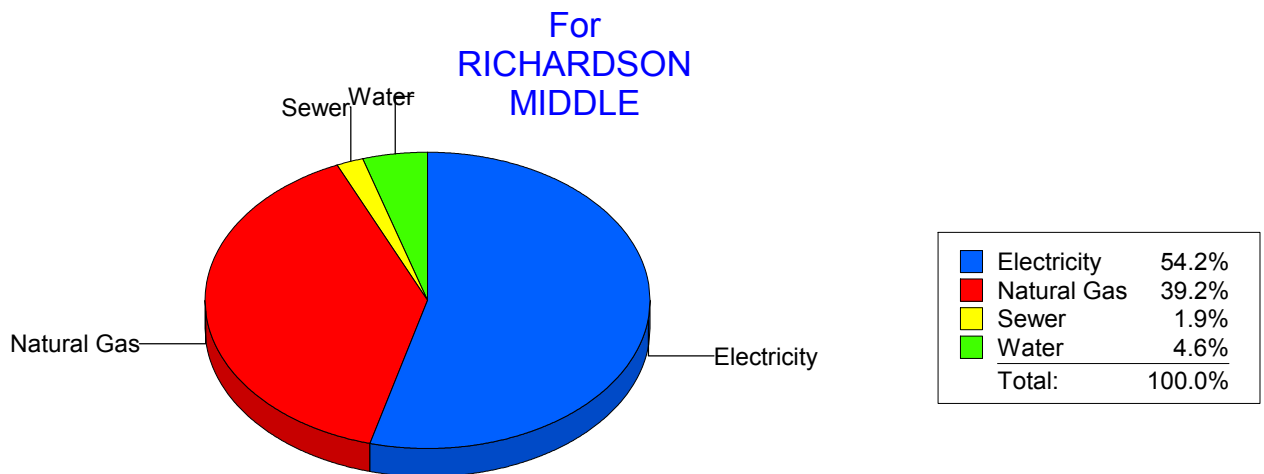
Energy CAP

Cost Avoidance Program

Cost Summary Graph

Grouped by Energy Type

Energy Type	Use	Units	Meter Cost	Special Charges	Total Cost	Avg Unit Cost	% of Total Cost
Site: RICHARDSON MIDDLE - RICHARDSON MIDDLE							
Electricity	70,800	KWH	\$7,675.33	\$0.00	\$7,675.33	0.1084	54.24%
Natural Gas	9,479	CCF	\$5,542.59	\$0.00	\$5,542.59	0.5847	39.17%
Water	140	CCF	\$657.78	\$0.00	\$657.78	4.6984	4.65%
Sewer	108	CCF	\$274.77	\$0.00	\$274.77	2.5442	1.94%
Total Cost:			\$14,150.47	\$0.00	\$14,150.47		



Filters: Cost Center Name Not Equal To DoNotReport; Billing Period Equal To 201112All Meter CodesAll Group Names

elpaso

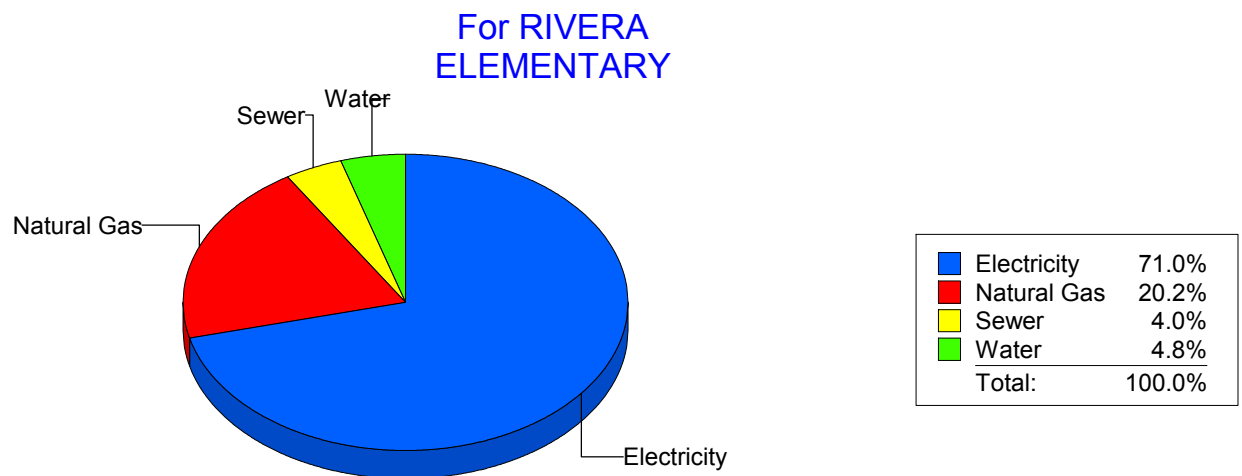
Energy CAP

Cost Avoidance Program

Cost Summary Graph

Grouped by Energy Type

Energy Type	Use	Units	Meter Cost	Special Charges	Total Cost	Avg Unit Cost	% of Total Cost
Site: RIVERA ELEMENTARY - RIVERA ELEMENTARY							
Electricity	45,000	KWH	\$5,457.58	\$0.00	\$5,457.58	0.1213	71.02%
Natural Gas	2,527	CCF	\$1,549.41	\$0.00	\$1,549.41	0.6131	20.16%
Water	127	CCF	\$371.97	\$0.00	\$371.97	2.9289	4.84%
Sewer	132	CCF	\$305.25	\$0.00	\$305.25	2.3125	3.97%
Total Cost:			\$7,684.21	\$0.00	\$7,684.21		



Filters: Cost Center Name Not Equal To DoNotReport; Billing Period Equal To 201112All Meter CodesAll Group Names

elpaso

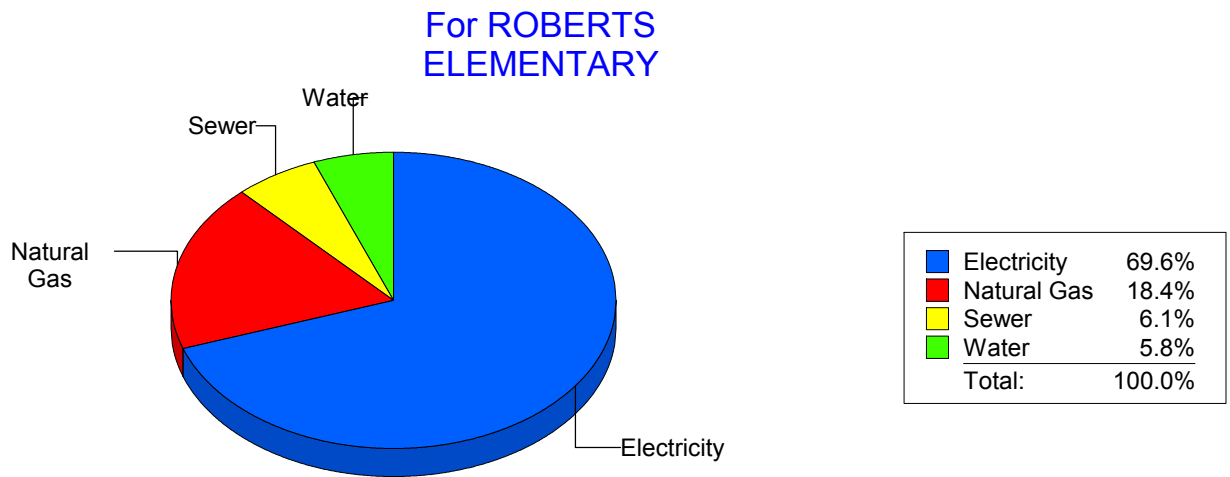
Energy CAP

Cost Avoidance Program

Cost Summary Graph

Grouped by Energy Type

Energy Type	Use	Units	Meter Cost	Special Charges	Total Cost	Avg Unit Cost	% of Total Cost
Site: ROBERTS ELEMENTARY - ROBERTS ELEMENTARY							
Electricity	43,369	KWH	\$4,419.78	\$0.00	\$4,419.78	0.1019	69.62%
Natural Gas	1,879	CCF	\$1,169.97	\$0.00	\$1,169.97	0.6227	18.43%
Water	151	CCF	\$371.39	\$0.00	\$371.39	2.4595	5.85%
Sewer	189	CCF	\$387.75	\$0.00	\$387.75	2.0516	6.11%
Total Cost:			\$6,348.89	\$0.00	\$6,348.89		



Filters: Cost Center Name Not Equal To DoNotReport; Billing Period Equal To 201112All Meter CodesAll Group Names

elpaso

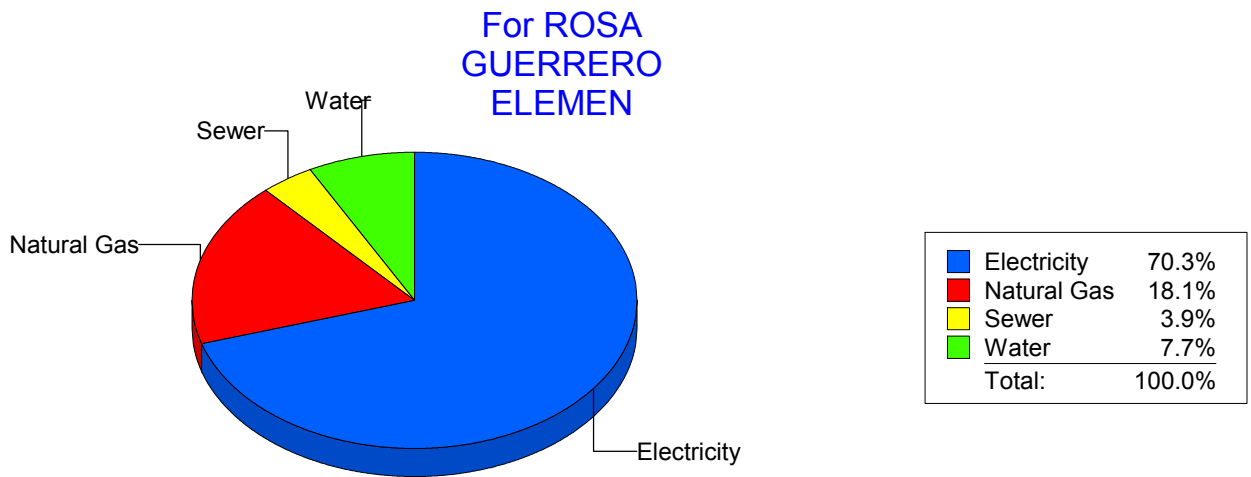
Energy CAP

Cost Avoidance Program

Cost Summary Graph

Grouped by Energy Type

Energy Type	Use	Units	Meter Cost	Special Charges	Total Cost	Avg Unit Cost	% of Total Cost
Site: ROSA GUERRERO ELEMEN - ROSA GUERRERO ELEMEN							
Electricity	46,020	KWH	\$5,916.86	\$0.00	\$5,916.86	0.1286	70.34%
Natural Gas	2,465	CCF	\$1,518.66	\$0.00	\$1,518.66	0.6161	18.05%
Water	297	CCF	\$644.86	\$0.00	\$644.86	2.1712	7.67%
Sewer	104	CCF	\$331.93	\$0.00	\$331.93	3.1916	3.95%
Total Cost:			\$8,412.31	\$0.00	\$8,412.31		



Filters: Cost Center Name Not Equal To DoNotReport; Billing Period Equal To 201112All Meter CodesAll Group Names

el paso

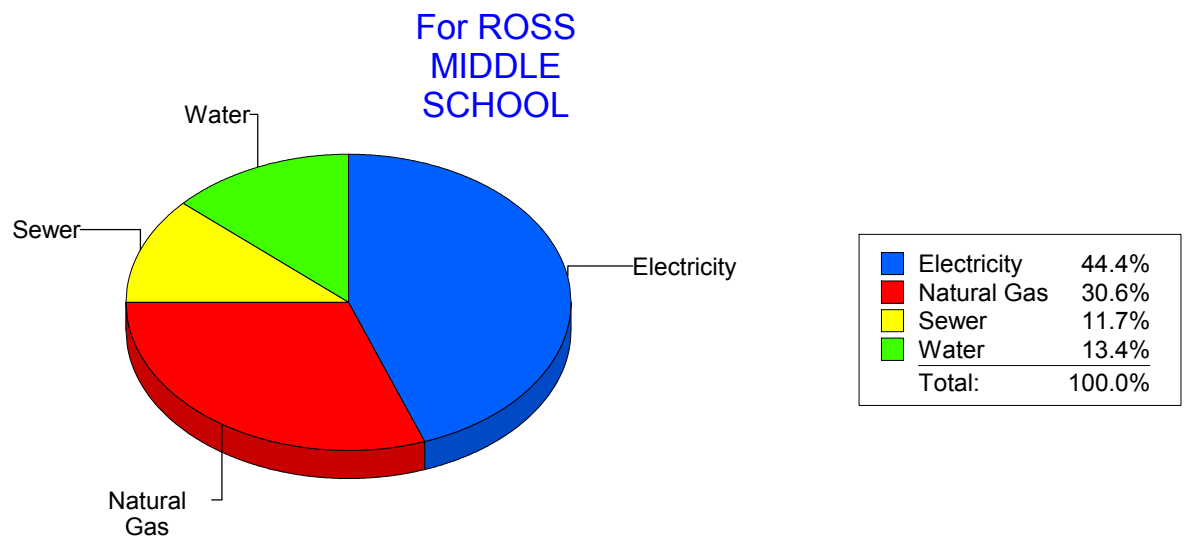
Energy CAP

Cost Avoidance Program

Cost Summary Graph

Grouped by Energy Type

Energy Type	Use	Units	Meter Cost	Special Charges	Total Cost	Avg Unit Cost	% of Total Cost
Site: ROSS MIDDLE SCHOOL - ROSS MIDDLE SCHOOL							
Electricity	38,285	KWH	\$4,995.42	\$0.00	\$4,995.42	0.1305	44.36%
Natural Gas	5,842	CCF	\$3,441.35	\$0.00	\$3,441.35	0.5891	30.56%
Water	954	CCF	\$1,508.49	\$0.00	\$1,508.49	1.5812	13.40%
Sewer	928	CCF	\$1,316.17	\$0.00	\$1,316.17	1.4183	11.69%
Total Cost:			\$11,261.43	\$0.00	\$11,261.43		



Filters: Cost Center Name Not Equal To DoNotReport; Billing Period Equal To 201112All Meter CodesAll Group Names

elpaso

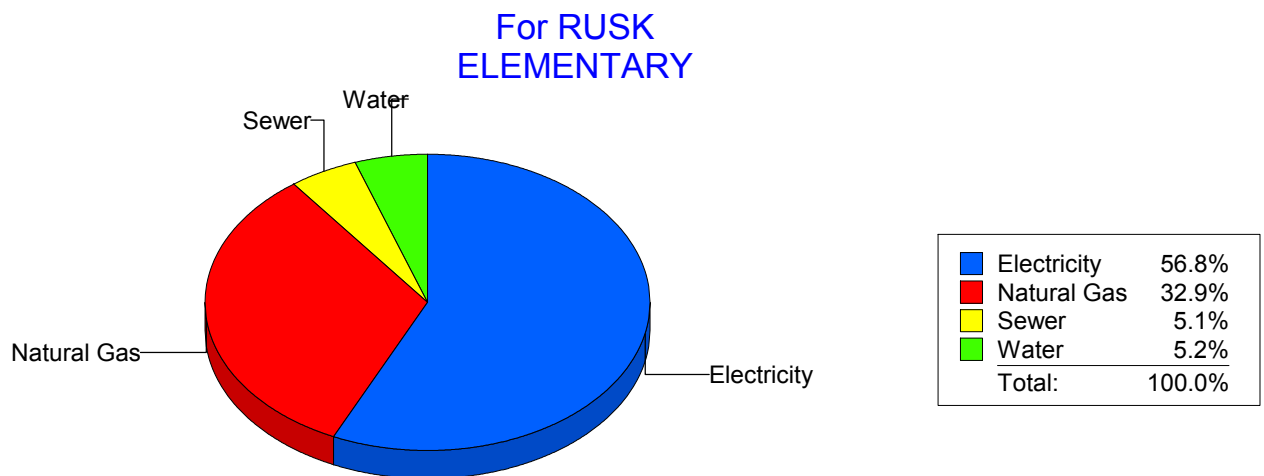
Energy CAP

Cost Avoidance Program

Cost Summary Graph

Grouped by Energy Type

Energy Type	Use	Units	Meter Cost	Special Charges	Total Cost	Avg Unit Cost	% of Total Cost
Site: RUSK ELEMENTARY - RUSK ELEMENTARY							
Electricity	24,547	KWH	\$3,250.30	\$0.00	\$3,250.30	0.1324	56.85%
Natural Gas	3,027	CCF	\$1,879.72	\$0.00	\$1,879.72	0.6210	32.88%
Water	110	CCF	\$295.46	\$0.00	\$295.46	2.6860	5.17%
Sewer	124	CCF	\$292.07	\$0.00	\$292.07	2.3554	5.11%
Total Cost:			\$5,717.55	\$0.00	\$5,717.55		



Filters: Cost Center Name Not Equal To DoNotReport; Billing Period Equal To 201112All Meter CodesAll Group Names

elpaso

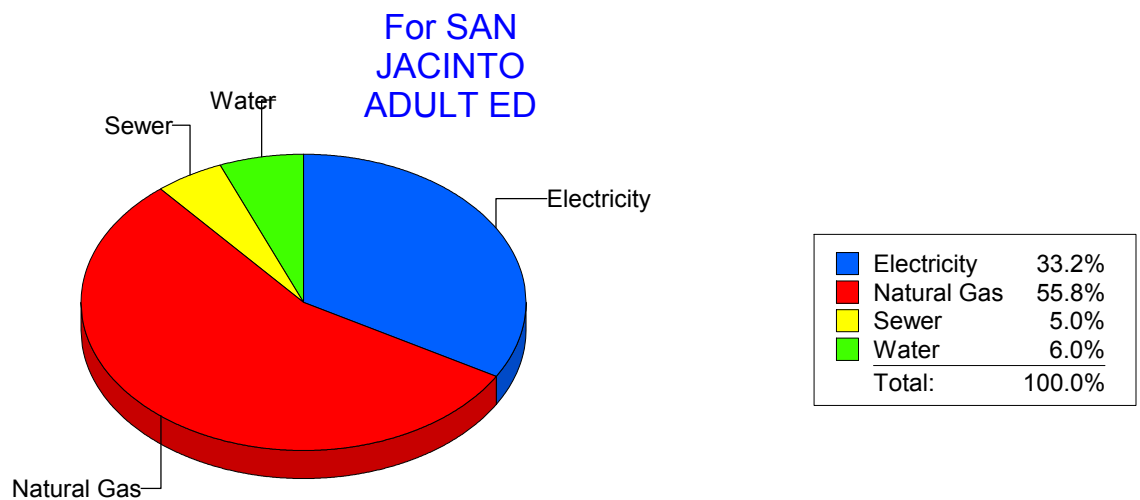
Energy CAP

Cost Avoidance Program

Cost Summary Graph

Grouped by Energy Type

Energy Type	Use	Units	Meter Cost	Special Charges	Total Cost	Avg Unit Cost	% of Total Cost
Site: SAN JACINTO ADULT ED - SAN JACINTO ADULT ED							
Electricity	4,300	KWH	\$718.89	\$0.00	\$718.89	0.1672	33.21%
Natural Gas	1,993	CCF	\$1,207.24	\$0.00	\$1,207.24	0.6057	55.77%
Water	47	CCF	\$130.78	\$0.00	\$130.78	2.7826	6.04%
Sewer	36	CCF	\$107.96	\$0.00	\$107.96	2.9989	4.99%
Total Cost:			\$2,164.87	\$0.00	\$2,164.87		



Filters: Cost Center Name Not Equal To DoNotReport; Billing Period Equal To 201112All Meter CodesAll Group Names

elpaso

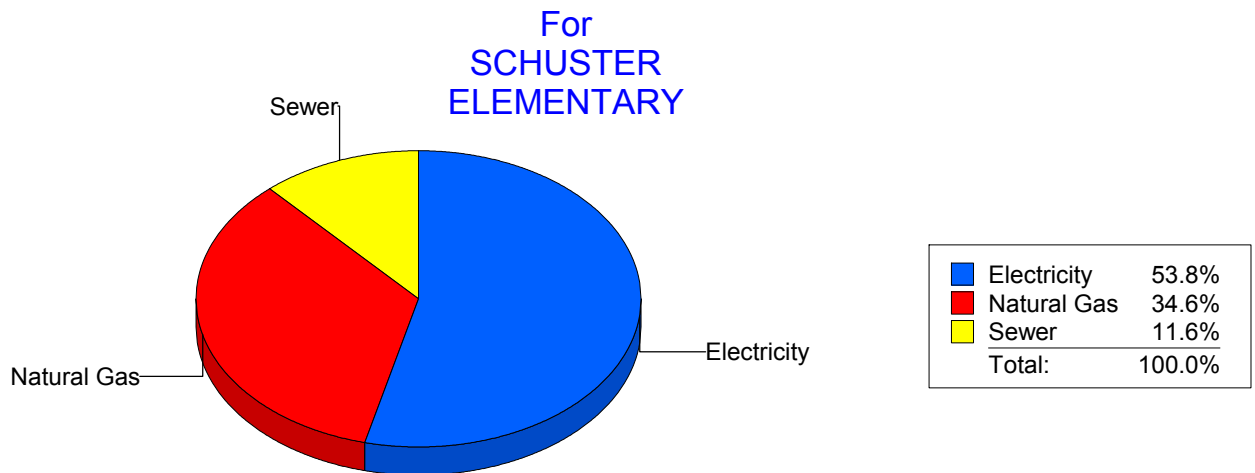
Energy CAP

Cost Avoidance Program

Cost Summary Graph

Grouped by Energy Type

Energy Type	Use	Units	Meter Cost	Special Charges	Total Cost	Avg Unit Cost	% of Total Cost
Site: SCHUSTER ELEMENTARY - SCHUSTER ELEMENTARY							
Electricity	15,840	KWH	\$1,839.98	\$0.00	\$1,839.98	0.1162	53.85%
Natural Gas	1,950	CCF	\$1,182.07	\$0.00	\$1,182.07	0.6062	34.59%
Sewer	262	CCF	\$394.98	\$0.00	\$394.98	1.5076	11.56%
Total Cost:			\$3,417.03	\$0.00	\$3,417.03		



Filters: Cost Center Name Not Equal To DoNotReport; Billing Period Equal To 201112All Meter CodesAll Group Names

elpaso

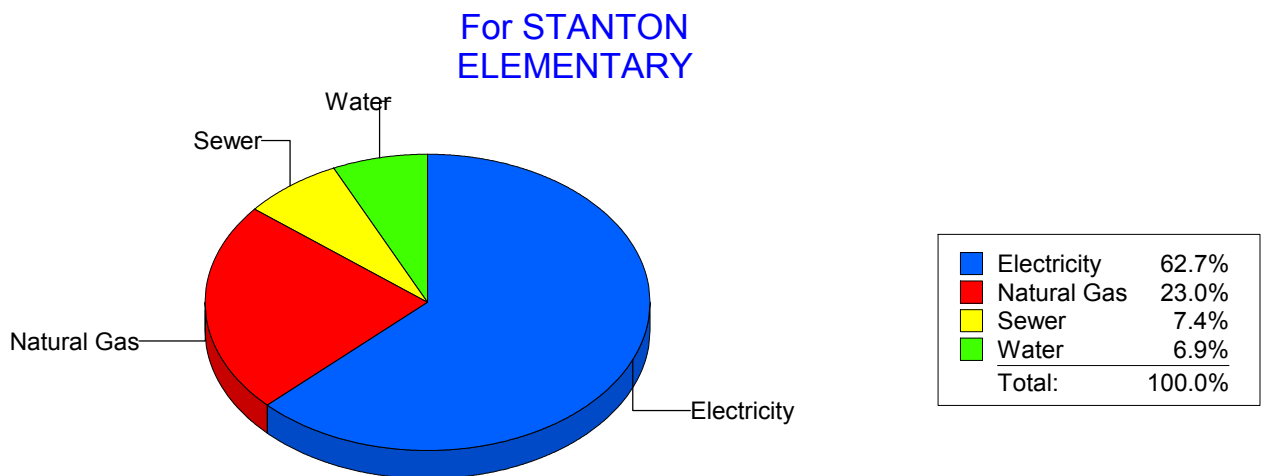
Energy CAP

Cost Avoidance Program

Cost Summary Graph

Grouped by Energy Type

Energy Type	Use	Units	Meter Cost	Special Charges	Total Cost	Avg Unit Cost	% of Total Cost
Site: STANTON ELEMENTARY - STANTON ELEMENTARY							
Electricity	23,651	KWH	\$3,267.57	\$0.00	\$3,267.57	0.1382	62.69%
Natural Gas	1,932	CCF	\$1,199.46	\$0.00	\$1,199.46	0.6208	23.01%
Water	177	CCF	\$361.59	\$0.00	\$361.59	2.0429	6.94%
Sewer	214	CCF	\$383.50	\$0.00	\$383.50	1.7921	7.36%
Total Cost:			\$5,212.12	\$0.00	\$5,212.12		



Filters: Cost Center Name Not Equal To DoNotReport; Billing Period Equal To 201112All Meter CodesAll Group Names

elpaso

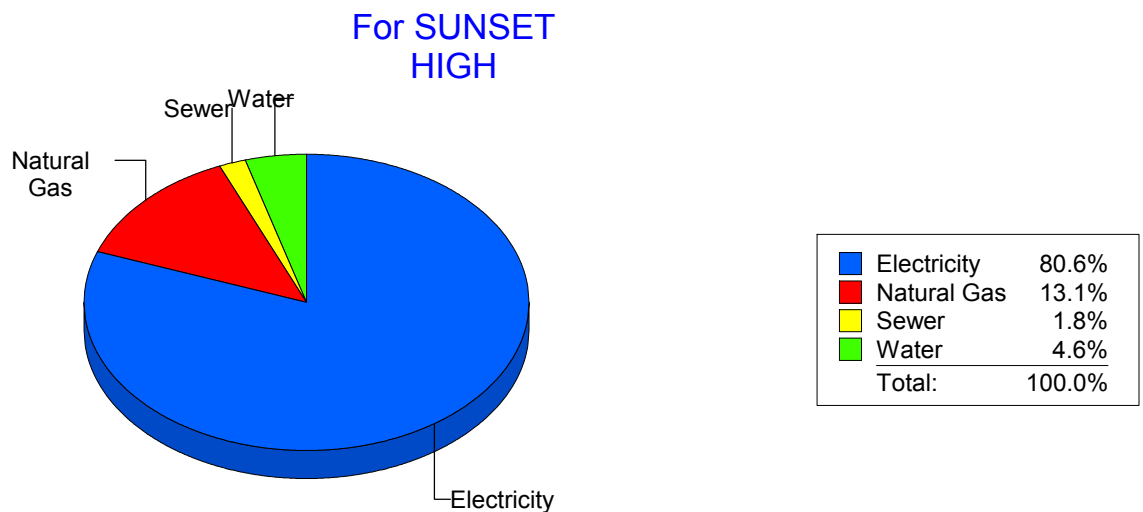
Energy CAP

Cost Avoidance Program

Cost Summary Graph

Grouped by Energy Type

Energy Type	Use	Units	Meter Cost	Special Charges	Total Cost	Avg Unit Cost	% of Total Cost
Site: SUNSET HIGH - SUNSET HIGH							
Electricity	22,400	KWH	\$3,149.32	\$0.00	\$3,149.32	0.1406	80.57%
Natural Gas	810	CCF	\$511.95	\$0.00	\$511.95	0.6320	13.10%
Water	32	CCF	\$178.87	\$0.00	\$178.87	5.5897	4.58%
Sewer	5	CCF	\$68.59	\$0.00	\$68.59	13.7180	1.75%
Total Cost:			\$3,908.73	\$0.00	\$3,908.73		



Filters: Cost Center Name Not Equal To DoNotReport; Billing Period Equal To 201112All Meter CodesAll Group Names

elpaso

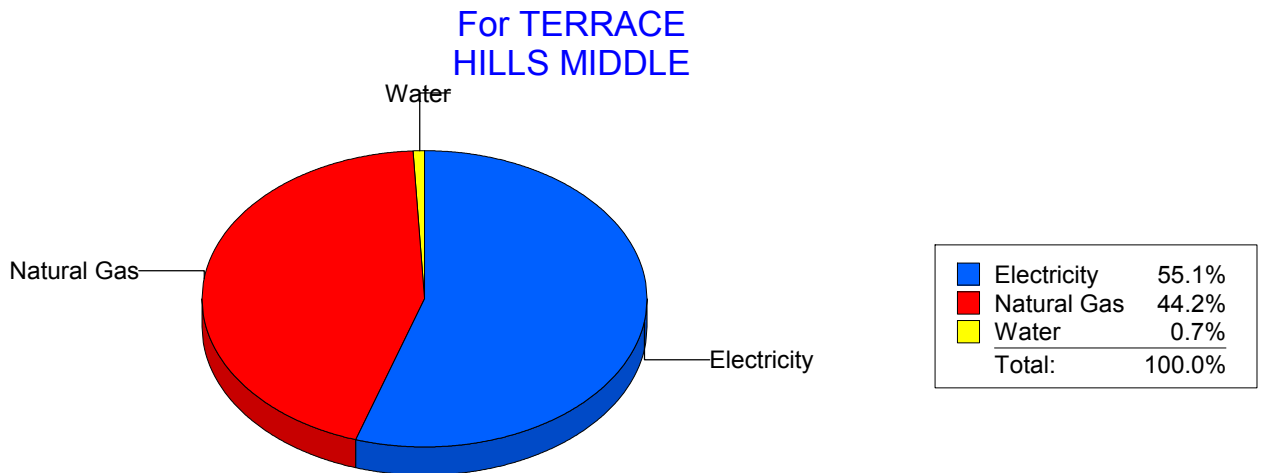
Energy CAP

Cost Avoidance Program

Cost Summary Graph

Grouped by Energy Type

Energy Type	Use	Units	Meter Cost	Special Charges	Total Cost	Avg Unit Cost	% of Total Cost
Site: TERRACE HILLS MIDDLE - TERRACE HILLS MIDDLE							
Electricity	23,700	KWH	\$2,785.43	\$0.00	\$2,785.43	0.1175	55.09%
Natural Gas	3,679	CCF	\$2,234.07	\$0.00	\$2,234.07	0.6072	44.19%
Water	0	CCF	\$36.36	\$0.00	\$36.36	0.0000	0.72%
Total Cost:			\$5,055.86	\$0.00	\$5,055.86		



Filters: Cost Center Name Not Equal To DoNotReport; Billing Period Equal To 201112All Meter CodesAll Group Names

elpaso

Energy CAP

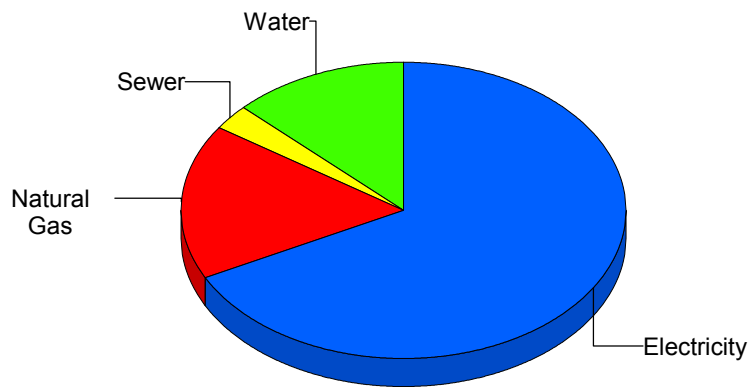
Cost Avoidance Program

Cost Summary Graph

Grouped by Energy Type

Energy Type	Use	Units	Meter Cost	Special Charges	Total Cost	Avg Unit Cost	% of Total Cost
Site: TIPPIN - TIPPIN ELEMENTARY							
Electricity	42,240	KWH	\$5,951.67	\$0.00	\$5,951.67	0.1409	67.50%
Natural Gas	2,469	CCF	\$1,487.22	\$0.00	\$1,487.22	0.6024	16.87%
Water	284	CCF	\$1,136.60	\$0.00	\$1,136.60	4.0021	12.89%
Sewer	82	CCF	\$241.75	\$0.00	\$241.75	2.9482	2.74%
Total Cost:			\$8,817.24	\$0.00	\$8,817.24		

For TIPPIN
ELEMENTARY



Electricity	67.5%
Natural Gas	16.9%
Sewer	2.7%
Water	12.9%
Total:	100.0%

Filters: Cost Center Name Not Equal To DoNotReport; Billing Period Equal To 201112All Meter CodesAll Group Names

elpaso

Energy CAP

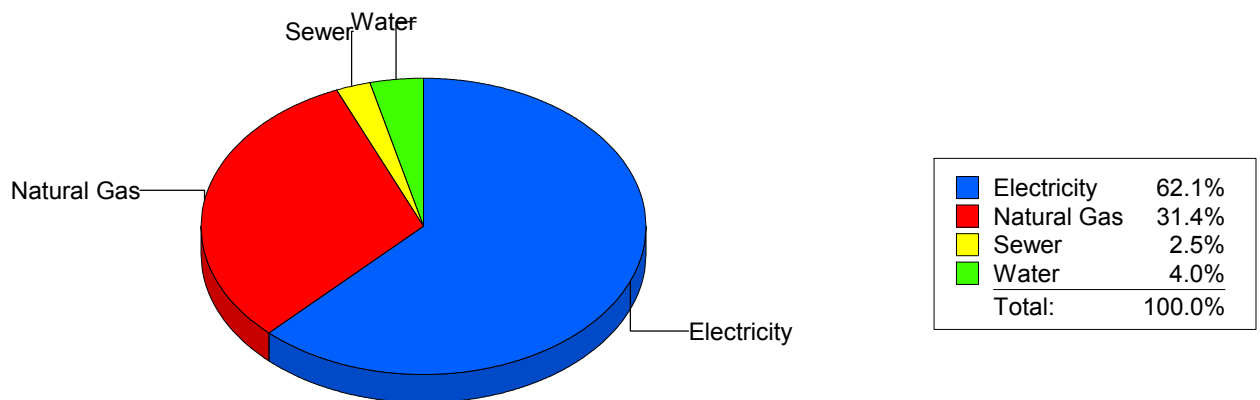
Cost Avoidance Program

Cost Summary Graph

Grouped by Energy Type

Energy Type	Use	Units	Meter Cost	Special Charges	Total Cost	Avg Unit Cost	% of Total Cost
Site: TOMLEA - TOM LEA							
Electricity	42,600	KWH	\$5,332.79	\$0.00	\$5,332.79	0.1252	62.14%
Natural Gas	4,543	CCF	\$2,690.88	\$0.00	\$2,690.88	0.5923	31.35%
Water	74	CCF	\$342.30	\$0.00	\$342.30	4.6257	3.99%
Sewer	62	CCF	\$216.35	\$0.00	\$216.35	3.4895	2.52%
Total Cost:			\$8,582.32	\$0.00	\$8,582.32		

For TOM LEA



Filters: Cost Center Name Not Equal To DoNotReport; Billing Period Equal To 201112All Meter CodesAll Group Names

elpaso

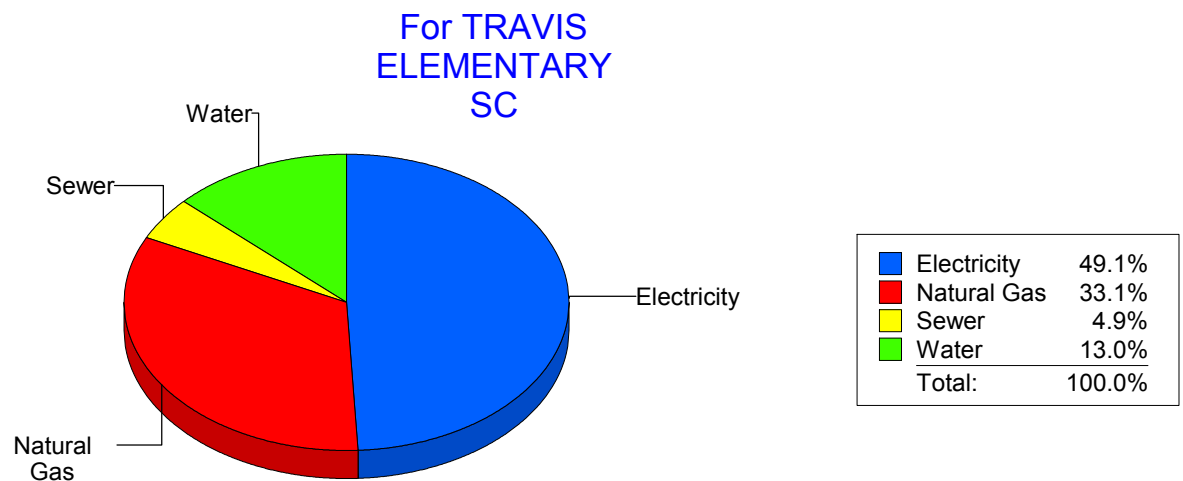
Energy CAP

Cost Avoidance Program

Cost Summary Graph

Grouped by Energy Type

Energy Type	Use	Units	Meter Cost	Special Charges	Total Cost	Avg Unit Cost	% of Total Cost
Site: TRAVIS ELEMENTARY SC - TRAVIS ELEMENTARY SC							
Electricity	20,643	KWH	\$2,389.43	\$0.00	\$2,389.43	0.1158	49.07%
Natural Gas	2,619	CCF	\$1,611.66	\$0.00	\$1,611.66	0.6154	33.10%
Water	168	CCF	\$630.83	\$0.00	\$630.83	3.7549	12.96%
Sewer	99	CCF	\$237.45	\$0.00	\$237.45	2.3985	4.88%
Total Cost:			\$4,869.37	\$0.00	\$4,869.37		



Filters: Cost Center Name Not Equal To DoNotReport; Billing Period Equal To 201112All Meter CodesAll Group Names

elpaso

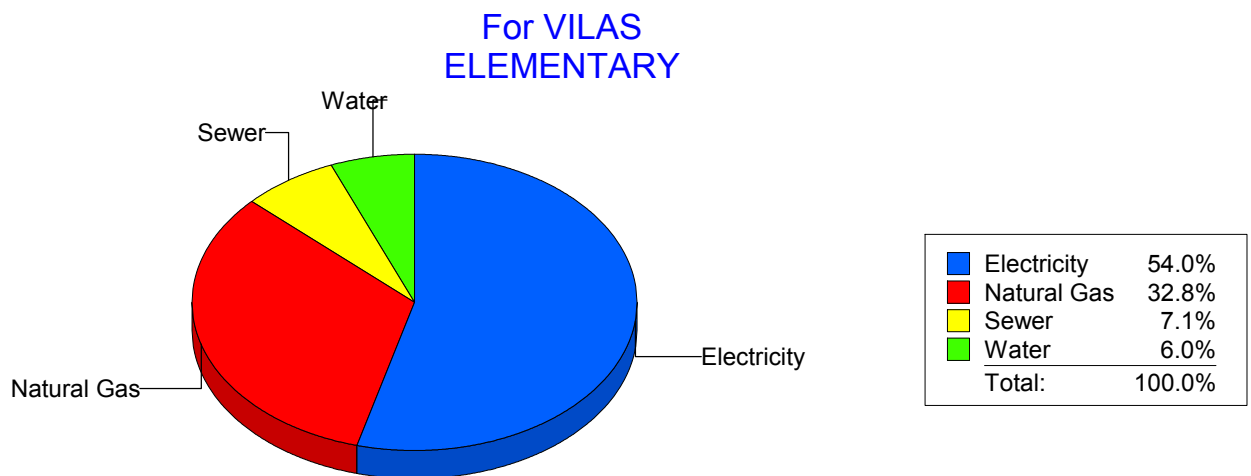
Energy CAP

Cost Avoidance Program

Cost Summary Graph

Grouped by Energy Type

Energy Type	Use	Units	Meter Cost	Special Charges	Total Cost	Avg Unit Cost	% of Total Cost
Site: VILAS ELEMENTARY - VILAS ELEMENTARY							
Electricity	23,588	KWH	\$3,381.05	\$0.00	\$3,381.05	0.1433	54.05%
Natural Gas	3,246	CCF	\$2,051.85	\$0.00	\$2,051.85	0.6321	32.80%
Water	79	CCF	\$375.77	\$0.00	\$375.77	4.7566	6.01%
Sewer	148	CCF	\$447.03	\$0.00	\$447.03	3.0205	7.15%
Total Cost:			\$6,255.70	\$0.00	\$6,255.70		



Filters: Cost Center Name Not Equal To DoNotReport; Billing Period Equal To 201112All Meter CodesAll Group Names

elpaso

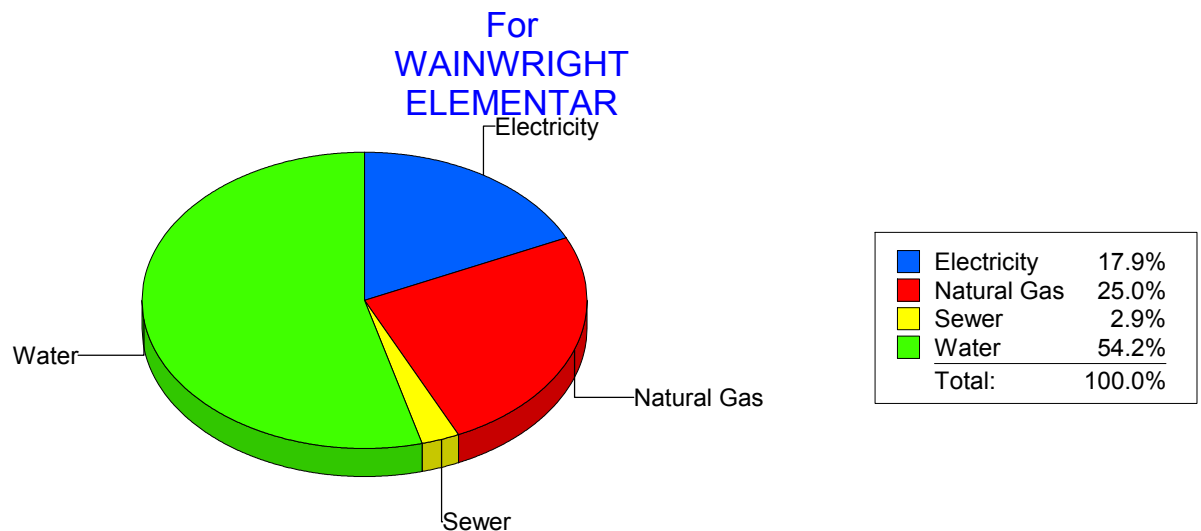
Energy CAP

Cost Avoidance Program

Cost Summary Graph

Grouped by Energy Type

Energy Type	Use	Units	Meter Cost	Special Charges	Total Cost	Avg Unit Cost	% of Total Cost
Site: WAINWRIGHT ELEMENTAR - WAINWRIGHT ELEMENTAR							
Electricity	9,976	KWH	\$1,152.78	\$0.00	\$1,152.78	0.1156	17.92%
Natural Gas	2,552	CCF	\$1,608.63	\$0.00	\$1,608.63	0.6303	25.01%
Water	746	CCF	\$3,483.98	\$0.00	\$3,483.98	4.6702	54.17%
Sewer	41	CCF	\$186.66	\$0.00	\$186.66	4.5527	2.90%
Total Cost:			\$6,432.05	\$0.00	\$6,432.05		



Filters: Cost Center Name Not Equal To DoNotReport; Billing Period Equal To 201112All Meter CodesAll Group Names

el Paso

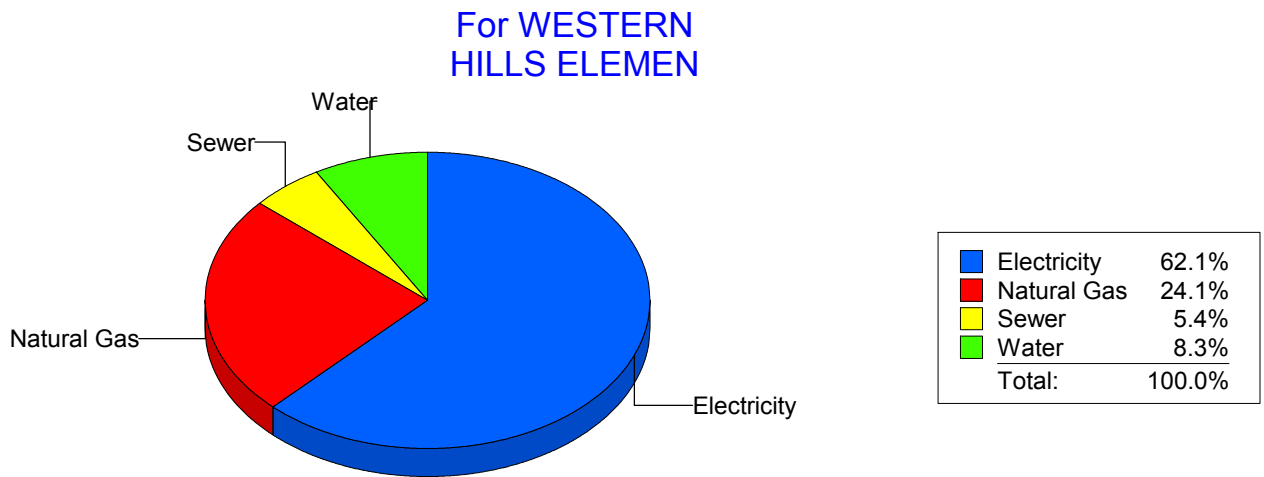
Energy CAP

Cost Avoidance Program

Cost Summary Graph

Grouped by Energy Type

Energy Type	Use	Units	Meter Cost	Special Charges	Total Cost	Avg Unit Cost	% of Total Cost
Site: WESTERN HILLS ELEMEN - WESTERN HILLS ELEMEN							
Electricity	33,360	KWH	\$4,185.26	\$0.00	\$4,185.26	0.1255	62.14%
Natural Gas	2,702	CCF	\$1,624.21	\$0.00	\$1,624.21	0.6011	24.12%
Water	259	CCF	\$562.11	\$0.00	\$562.11	2.1703	8.35%
Sewer	70	CCF	\$363.09	\$0.00	\$363.09	5.1870	5.39%
Total Cost:			\$6,734.67	\$0.00	\$6,734.67		



Filters: Cost Center Name Not Equal To DoNotReport; Billing Period Equal To 201112All Meter CodesAll Group Names

elpaso

Energy CAP

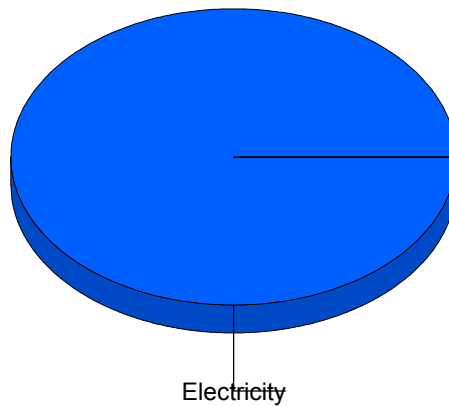
Cost Avoidance Program

Cost Summary Graph

Grouped by Energy Type

Energy Type	Use	Units	Meter Cost	Special Charges	Total Cost	Avg Unit Cost	% of Total Cost
Site: WESTSIDE TRANSPORTAT - WESTSIDE TRANSPORTAT							
Electricity	2,081	KWH	\$259.77	\$0.00	\$259.77	0.1248	100.00%
Total Cost:			\$259.77	\$0.00	\$259.77		

For WESTSIDE
TRANSPORTAT



■ Electricity	100.0%
Total:	100.0%

Filters: Cost Center Name Not Equal To DoNotReport; Billing Period Equal To 201112All Meter CodesAll Group Names

elpaso

Energy CAP

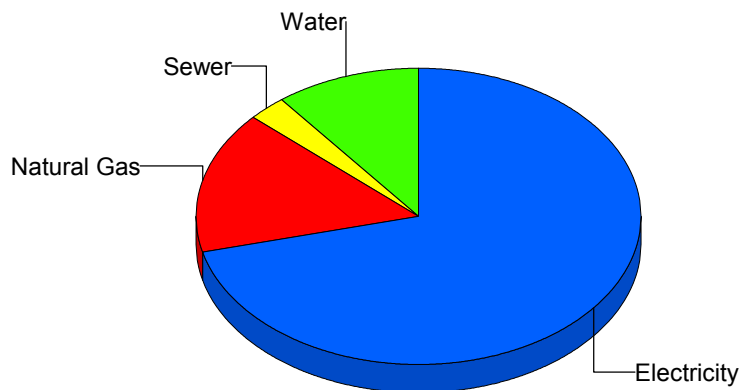
Cost Avoidance Program

Cost Summary Graph

Grouped by Energy Type

Energy Type	Use	Units	Meter Cost	Special Charges	Total Cost	Avg Unit Cost	% of Total Cost
Site: WHITAKER ELEMENTARY - WHITAKER ELEMENTARY							
Electricity	64,080	KWH	\$7,113.83	\$0.00	\$7,113.83	0.1110	71.24%
Natural Gas	2,552	CCF	\$1,536.00	\$0.00	\$1,536.00	0.6019	15.38%
Water	434	CCF	\$1,059.74	\$0.00	\$1,059.74	2.4418	10.61%
Sewer	109	CCF	\$276.04	\$0.00	\$276.04	2.5325	2.76%
Total Cost:			\$9,985.61	\$0.00	\$9,985.61		

For WHITAKER
ELEMENTARY



Electricity	71.2%
Natural Gas	15.4%
Sewer	2.8%
Water	10.6%
Total:	100.0%

Filters: Cost Center Name Not Equal To DoNotReport; Billing Period Equal To 201112All Meter CodesAll Group Names

elpaso

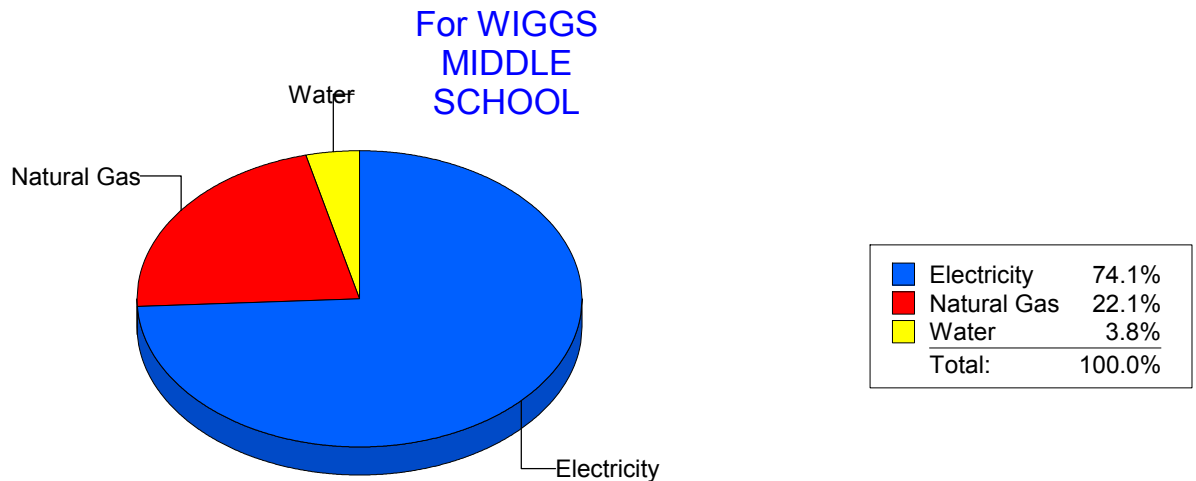
Energy CAP

Cost Avoidance Program

Cost Summary Graph

Grouped by Energy Type

Energy Type	Use	Units	Meter Cost	Special Charges	Total Cost	Avg Unit Cost	% of Total Cost
Site: WIGGS MIDDLE SCHOOL - WIGGS MIDDLE SCHOOL							
Electricity	44,700	KWH	\$5,360.53	\$0.00	\$5,360.53	0.1199	74.15%
Natural Gas	2,651	CCF	\$1,594.22	\$0.00	\$1,594.22	0.6014	22.05%
Water	44	CCF	\$274.88	\$0.00	\$274.88	6.2473	3.80%
Total Cost:			\$7,229.63	\$0.00	\$7,229.63		



Filters: Cost Center Name Not Equal To DoNotReport; Billing Period Equal To 201112All Meter CodesAll Group Names

elpaso

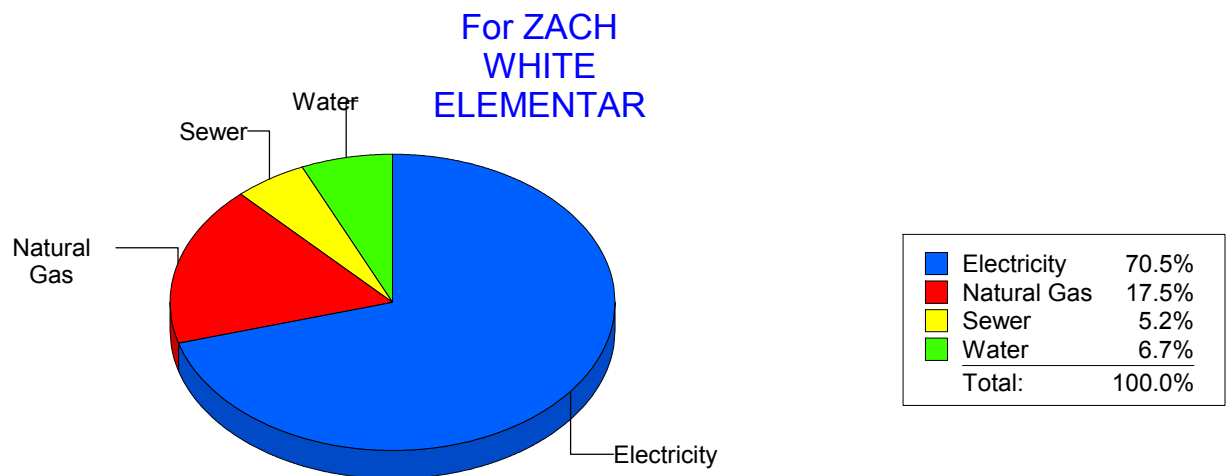
Energy CAP

Cost Avoidance Program

Cost Summary Graph

Grouped by Energy Type

Energy Type	Use	Units	Meter Cost	Special Charges	Total Cost	Avg Unit Cost	% of Total Cost
Site: ZACH WHITE ELEMENTAR - ZACH WHITE ELEMENTAR							
Electricity	41,700	KWH	\$5,298.87	\$0.00	\$5,298.87	0.1271	70.54%
Natural Gas	2,116	CCF	\$1,313.79	\$0.00	\$1,313.79	0.6209	17.49%
Water	112	CCF	\$505.31	\$0.00	\$505.31	4.5117	6.73%
Sewer	104	CCF	\$394.17	\$0.00	\$394.17	3.7901	5.25%
Total Cost:			\$7,512.14	\$0.00	\$7,512.14		



Filters: Cost Center Name Not Equal To DoNotReport; Billing Period Equal To 201112All Meter CodesAll Group Names

elpaso

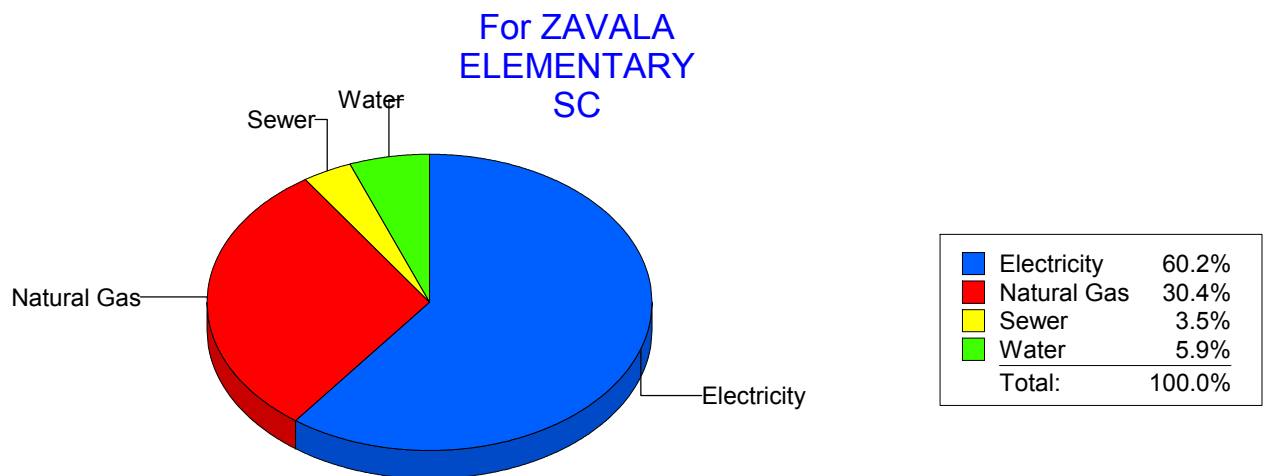
Energy CAP

Cost Avoidance Program

Cost Summary Graph

Grouped by Energy Type

Energy Type	Use	Units	Meter Cost	Special Charges	Total Cost	Avg Unit Cost	% of Total Cost
Site: ZAVALA ELEMENTARY SC - ZAVALA ELEMENTARY SC							
Electricity	23,253	KWH	\$2,154.44	\$0.00	\$2,154.44	0.0927	60.22%
Natural Gas	1,790	CCF	\$1,088.01	\$0.00	\$1,088.01	0.6078	30.41%
Water	58	CCF	\$209.36	\$0.00	\$209.36	3.6097	5.85%
Sewer	50	CCF	\$125.74	\$0.00	\$125.74	2.5148	3.51%
Total Cost:			\$3,577.55	\$0.00	\$3,577.55		



Filters: Cost Center Name Not Equal To DoNotReport; Billing Period Equal To 201112All Meter CodesAll Group Names

elpaso

Energy CAP

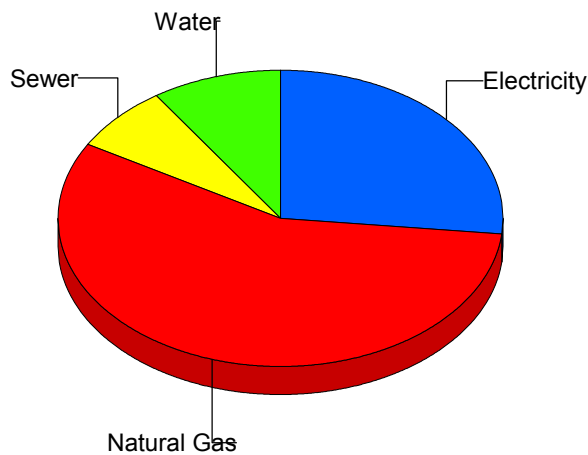
Cost Avoidance Program

Cost Summary Graph

Grouped by Energy Type

Energy Type	Use	Units	Meter Cost	Special Charges	Total Cost	Avg Unit Cost	% of Total Cost
Site: ZUNI COTTAGES - ZUNI COTTAGES							
Electricity	406	KWH	\$77.63	\$0.00	\$77.63	0.1912	26.71%
Natural Gas	181	CCF	\$164.36	\$0.00	\$164.36	0.9081	56.54%
Water	4	CCF	\$27.20	\$0.00	\$27.20	6.8000	9.36%
Sewer	1	CCF	\$21.49	\$0.00	\$21.49	21.4900	7.39%
Total Cost:			\$290.68	\$0.00	\$290.68		

For ZUNI COTTAGES



Electricity	26.7%
Natural Gas	56.5%
Sewer	7.4%
Water	9.4%
Total:	100.0%

Filters: Cost Center Name Not Equal To DoNotReport; Billing Period Equal To 201112All Meter CodesAll Group Names

elpaso

Energy CAP

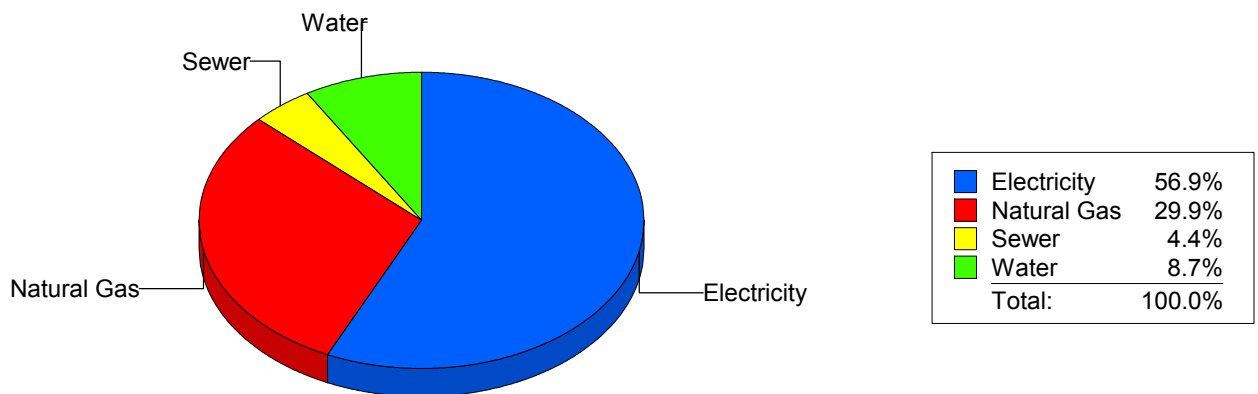
Cost Avoidance Program

Cost Summary Graph

Grouped by Energy Type

Energy Type	Use	Units	Meter Cost	Special Charges	Total Cost	Avg Unit Cost	% of Total Cost
All Sites							
Electricity	4,412,456	KWH	\$512,615.59	\$0.00	\$512,615.59	0.1162	56.91%
Natural Gas	450,012	CCF	\$269,518.57	\$0.00	\$269,518.57	0.5989	29.92%
Water	29,594	CCF	\$78,794.99	\$0.00	\$78,794.99	2.6625	8.75%
Sewer	18,085	CCF	\$39,818.08	\$0.00	\$39,818.08	2.2017	4.42%
Total Cost:			\$900,747.23	\$0.00	\$900,747.23		

For All Sites



Filters: Cost Center Name Not Equal To DoNotReport; Billing Period Equal To 201112All Meter CodesAll Group Names