

elpaso

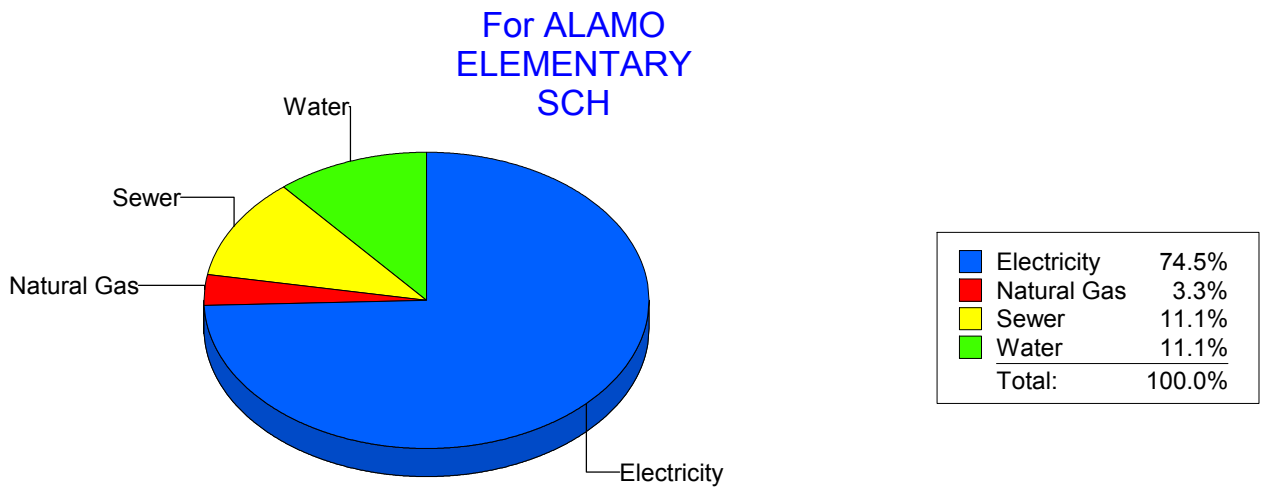
Energy CAP

Cost Avoidance Program

Cost Summary Graph

Grouped by Energy Type

Energy Type	Use	Units	Meter Cost	Special Charges	Total Cost	Avg Unit Cost	% of Total Cost
Site: ALAMO ELEMENTARY SCH - ALAMO ELEMENTARY SCH							
Electricity	3,750	KWH	\$838.66	\$0.00	\$838.66	0.2236	74.52%
Natural Gas	0	CCF	\$37.02	\$0.00	\$37.02	0.0000	3.29%
Water	0	CCF	\$125.26	\$0.00	\$125.26	0.0000	11.13%
Sewer	0	CCF	\$124.48	\$0.00	\$124.48	0.0000	11.06%
Total Cost:			\$1,125.42	\$0.00	\$1,125.42		



Filters: Cost Center Name Not Equal To DoNotReport; Billing Period Equal To 201110All Meter CodesAll Group Names

elpaso

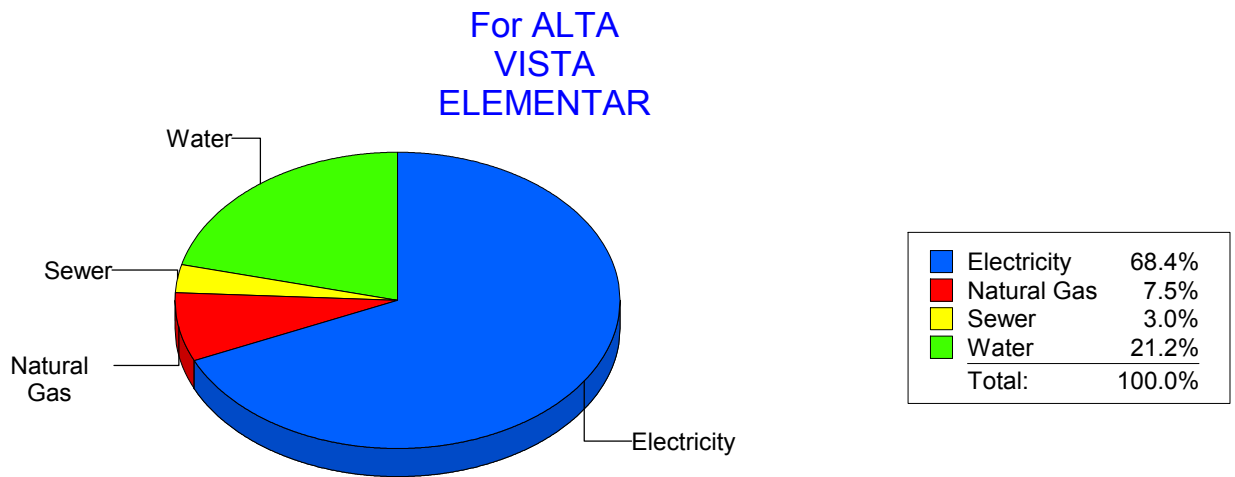
Energy CAP

Cost Avoidance Program

Cost Summary Graph

Grouped by Energy Type

Energy Type	Use	Units	Meter Cost	Special Charges	Total Cost	Avg Unit Cost	% of Total Cost
Site: ALTA VISTA ELEMENTAR - ALTA VISTA ELEMENTAR							
Electricity	28,950	KWH	\$3,982.99	\$0.00	\$3,982.99	0.1376	68.40%
Natural Gas	683	CCF	\$434.85	\$0.00	\$434.85	0.6367	7.47%
Water	372	CCF	\$1,232.36	\$0.00	\$1,232.36	3.3128	21.16%
Sewer	87	CCF	\$172.73	\$0.00	\$172.73	1.9854	2.97%
Total Cost:			\$5,822.93	\$0.00	\$5,822.93		



Filters: Cost Center Name Not Equal To DoNotReport; Billing Period Equal To 201110All Meter CodesAll Group Names

el paso

Energy CAP

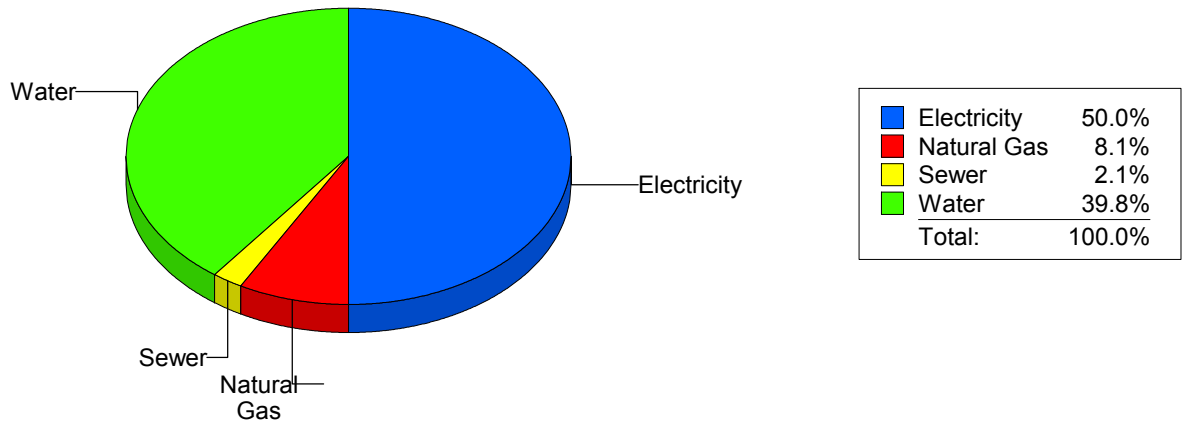
Cost Avoidance Program

Cost Summary Graph

Grouped by Energy Type

Energy Type	Use	Units	Meter Cost	Special Charges	Total Cost	Avg Unit Cost	% of Total Cost
Site: ANDRESS HIGH SCHOOL - ANDRESS HIGH SCHOOL							
Electricity	181,744	KWH	\$18,619.58	\$0.00	\$18,619.58	0.1024	50.03%
Natural Gas	5,483	CCF	\$3,007.23	\$0.00	\$3,007.23	0.5485	8.08%
Water	3,772	CCF	\$14,812.03	\$0.00	\$14,812.03	3.9268	39.80%
Sewer	502	CCF	\$775.15	\$0.00	\$775.15	1.5441	2.08%
Total Cost:			\$37,213.99	\$0.00	\$37,213.99		

For ANDRESS HIGH SCHOOL



Filters: Cost Center Name Not Equal To DoNotReport; Billing Period Equal To 201110All Meter CodesAll Group Names

elpaso

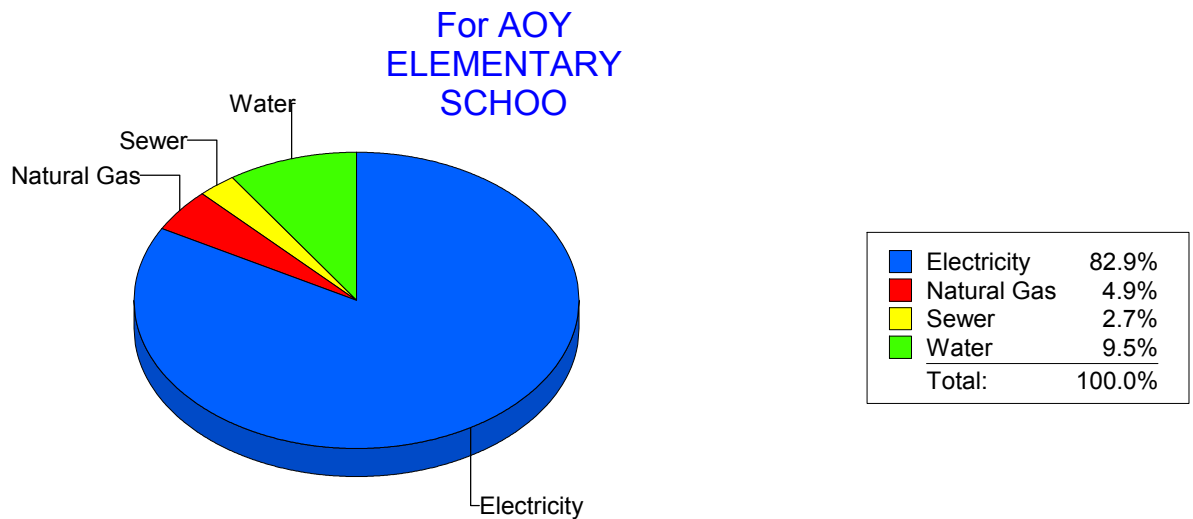
Energy CAP

Cost Avoidance Program

Cost Summary Graph

Grouped by Energy Type

Energy Type	Use	Units	Meter Cost	Special Charges	Total Cost	Avg Unit Cost	% of Total Cost
Site: AOY ELEMENTARY SCHOO - AOY ELEMENTARY SCHOO							
Electricity	82,731	KWH	\$10,771.98	\$0.00	\$10,771.98	0.1302	82.93%
Natural Gas	1,057	CCF	\$636.39	\$0.00	\$636.39	0.6021	4.90%
Water	364	CCF	\$1,230.00	\$0.00	\$1,230.00	3.3791	9.47%
Sewer	71	CCF	\$351.60	\$0.00	\$351.60	4.9521	2.71%
Total Cost:			\$12,989.97	\$0.00	\$12,989.97		



Filters: Cost Center Name Not Equal To DoNotReport; Billing Period Equal To 201110All Meter CodesAll Group Names

elpaso

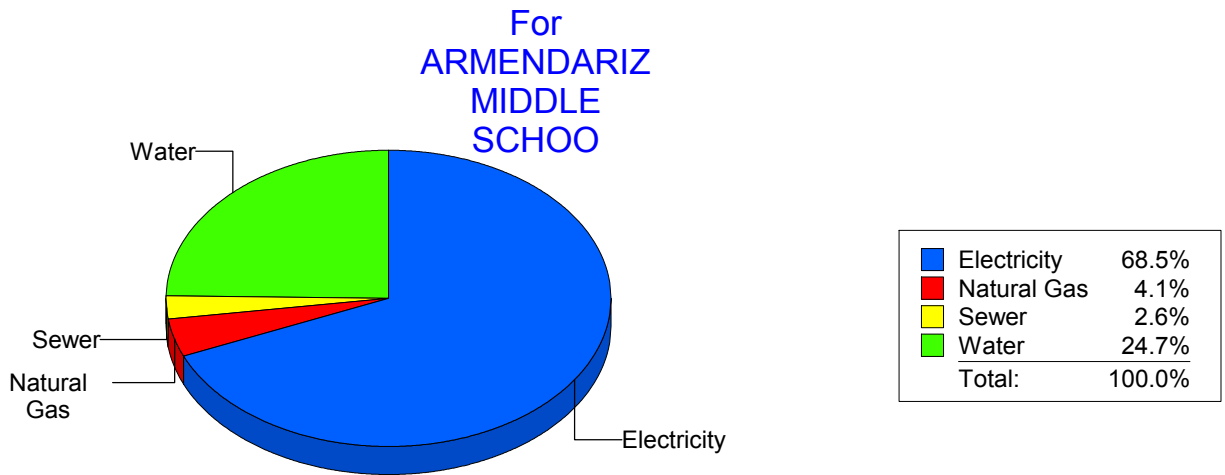
Energy CAP

Cost Avoidance Program

Cost Summary Graph

Grouped by Energy Type

Energy Type	Use	Units	Meter Cost	Special Charges	Total Cost	Avg Unit Cost	% of Total Cost
Site: ARMENDARIZ MIDDLE SCHOO - ARMENDARIZ MIDDLE SCHOO							
Electricity	88,500	KWH	\$10,509.74	\$0.00	\$10,509.74	0.1188	68.54%
Natural Gas	1,125	CCF	\$635.74	\$0.00	\$635.74	0.5651	4.15%
Water	1,171	CCF	\$3,789.28	\$0.00	\$3,789.28	3.2359	24.71%
Sewer	148	CCF	\$399.91	\$0.00	\$399.91	2.7021	2.61%
Total Cost:			\$15,334.67	\$0.00	\$15,334.67		



Filters: Cost Center Name Not Equal To DoNotReport; Billing Period Equal To 201110All Meter CodesAll Group Names

elpaso

Energy CAP

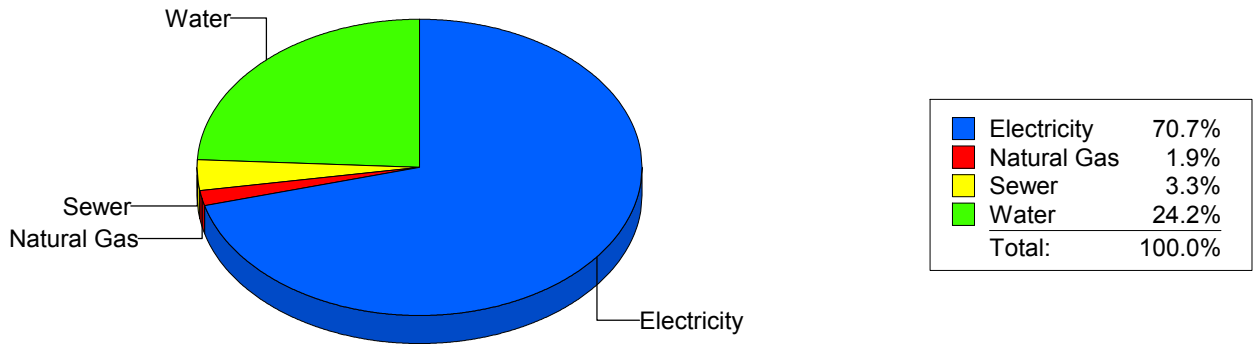
Cost Avoidance Program

Cost Summary Graph

Grouped by Energy Type

Energy Type	Use	Units	Meter Cost	Special Charges	Total Cost	Avg Unit Cost	% of Total Cost
Site: AUSTIN HIGH SCHOOL - AUSTIN HIGH SCHOOL							
Electricity	199,651	KWH	\$24,407.36	\$0.00	\$24,407.36	0.1223	70.72%
Natural Gas	1,017	CCF	\$639.24	\$0.00	\$639.24	0.6286	1.85%
Water	2,410	CCF	\$8,343.50	\$0.00	\$8,343.50	3.4620	24.18%
Sewer	452	CCF	\$1,122.42	\$0.00	\$1,122.42	2.4832	3.25%
Total Cost:			\$34,512.52	\$0.00	\$34,512.52		

For AUSTIN HIGH SCHOOL



Filters: Cost Center Name Not Equal To DoNotReport; Billing Period Equal To 201110All Meter CodesAll Group Names

elpaso

Energy CAP

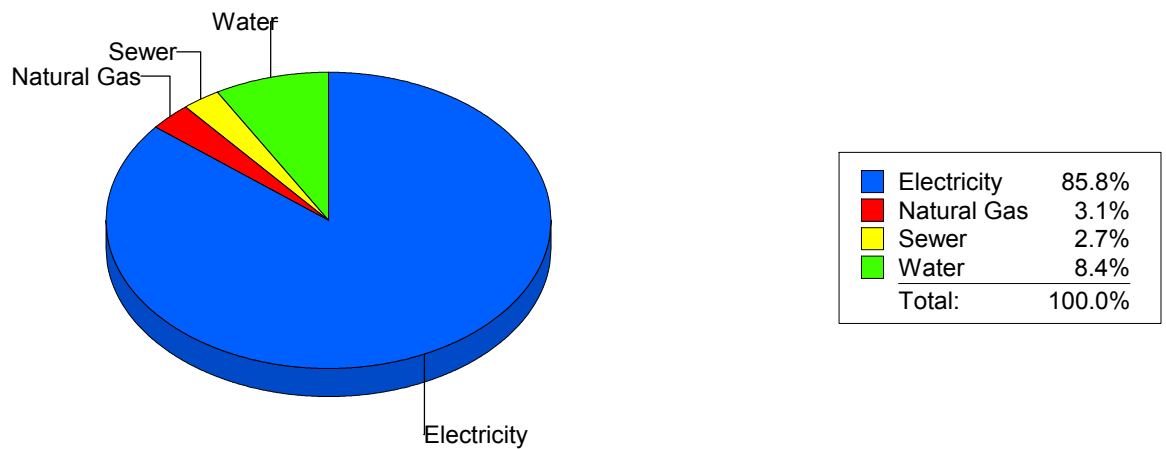
Cost Avoidance Program

Cost Summary Graph

Grouped by Energy Type

Energy Type	Use	Units	Meter Cost	Special Charges	Total Cost	Avg Unit Cost	% of Total Cost
Site: BARRON - BARRON							
Electricity	95,178	KWH	\$10,852.05	\$0.00	\$10,852.05	0.1140	85.83%
Natural Gas	589	CCF	\$386.16	\$0.00	\$386.16	0.6556	3.05%
Water	210	CCF	\$1,060.53	\$0.00	\$1,060.53	5.0501	8.39%
Sewer	86	CCF	\$344.41	\$0.00	\$344.41	4.0048	2.72%
Total Cost:			\$12,643.15	\$0.00	\$12,643.15		

For BARRON



Filters: Cost Center Name Not Equal To DoNotReport; Billing Period Equal To 201110All Meter CodesAll Group Names

el Paso

Energy CAP

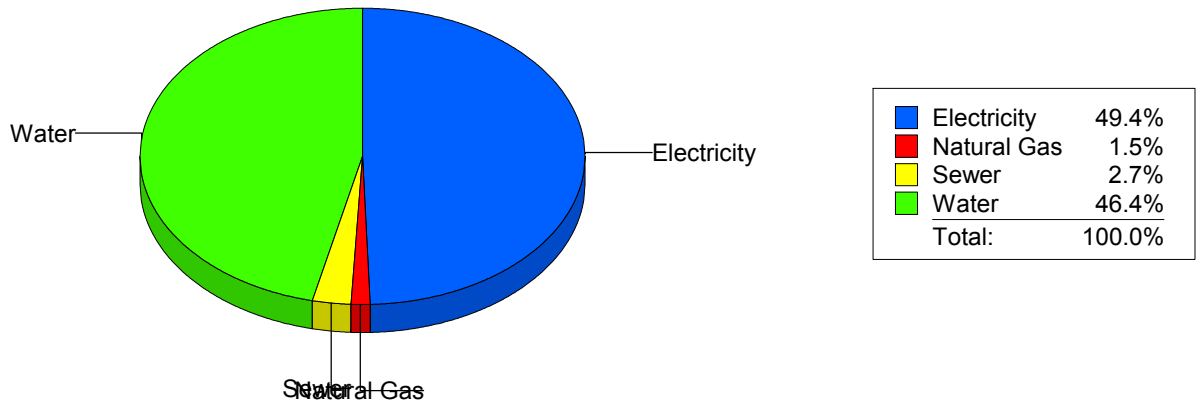
Cost Avoidance Program

Cost Summary Graph

Grouped by Energy Type

Energy Type	Use	Units	Meter Cost	Special Charges	Total Cost	Avg Unit Cost	% of Total Cost
Site: BASSET MIDDLE SCHOOL - BASSET MIDDLE SCHOOL							
Electricity	67,823	KWH	\$9,282.05	\$0.00	\$9,282.05	0.1369	49.40%
Natural Gas	343	CCF	\$289.39	\$0.00	\$289.39	0.8437	1.54%
Water	2,244	CCF	\$8,717.46	\$0.00	\$8,717.46	3.8848	46.39%
Sewer	286	CCF	\$500.83	\$0.00	\$500.83	1.7512	2.67%
Total Cost:			\$18,789.73	\$0.00	\$18,789.73		

For BASSET MIDDLE SCHOOL



Filters: Cost Center Name Not Equal To DoNotReport; Billing Period Equal To 201110All Meter CodesAll Group Names

el Paso

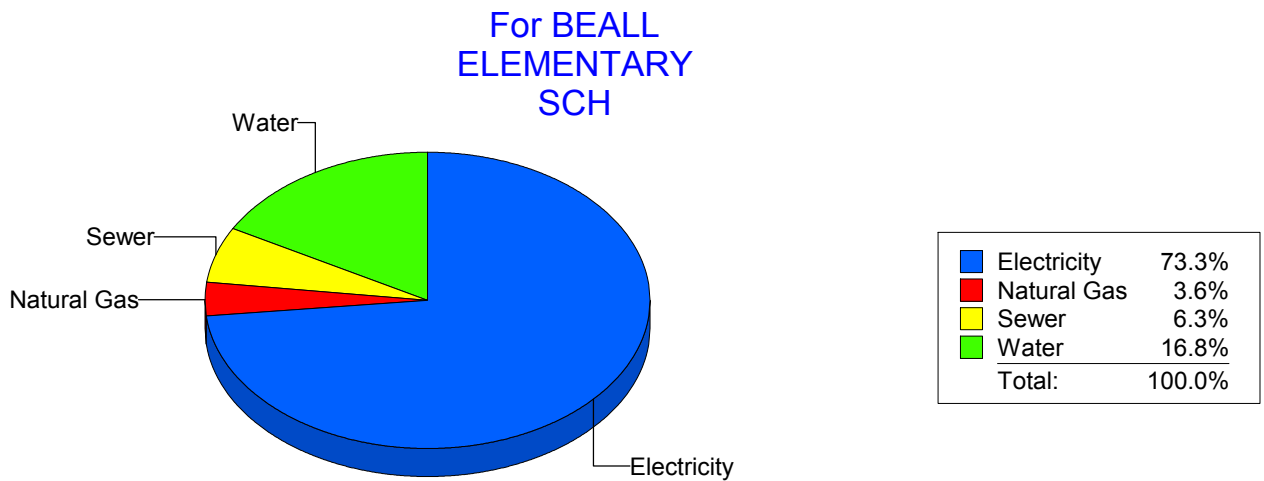
Energy CAP

Cost Avoidance Program

Cost Summary Graph

Grouped by Energy Type

Energy Type	Use	Units	Meter Cost	Special Charges	Total Cost	Avg Unit Cost	% of Total Cost
Site: BEALL ELEMENTARY SCH - BEALL ELEMENTARY SCH							
Electricity	26,187	KWH	\$3,373.27	\$0.00	\$3,373.27	0.1288	73.27%
Natural Gas	185	CCF	\$164.87	\$0.00	\$164.87	0.8912	3.58%
Water	306	CCF	\$775.59	\$0.00	\$775.59	2.5346	16.85%
Sewer	120	CCF	\$290.01	\$0.00	\$290.01	2.4168	6.30%
Total Cost:			\$4,603.74	\$0.00	\$4,603.74		



Filters: Cost Center Name Not Equal To DoNotReport; Billing Period Equal To 201110All Meter CodesAll Group Names

el Paso

Energy CAP

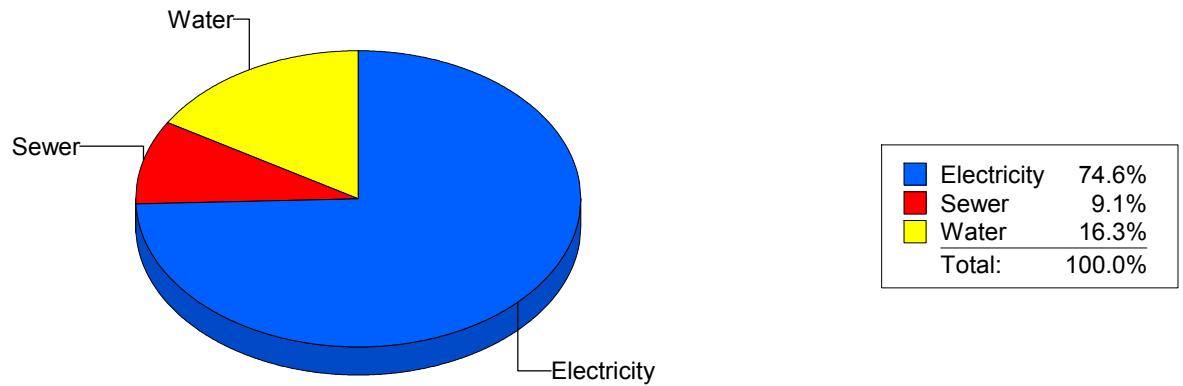
Cost Avoidance Program

Cost Summary Graph

Grouped by Energy Type

Energy Type	Use	Units	Meter Cost	Special Charges	Total Cost	Avg Unit Cost	% of Total Cost
Site: BLISS ELEMENTARY - BLISS ELEMENTARY							
Electricity	26,373	KWH	\$3,698.92	\$0.00	\$3,698.92	0.1403	74.58%
Water	437	CCF	\$809.54	\$0.00	\$809.54	1.8525	16.32%
Sewer	247	CCF	\$451.30	\$0.00	\$451.30	1.8271	9.10%
Total Cost:			\$4,959.76	\$0.00	\$4,959.76		

For BLISS ELEMENTARY



Filters: Cost Center Name Not Equal To DoNotReport; Billing Period Equal To 201110All Meter CodesAll Group Names

elpaso

Energy CAP

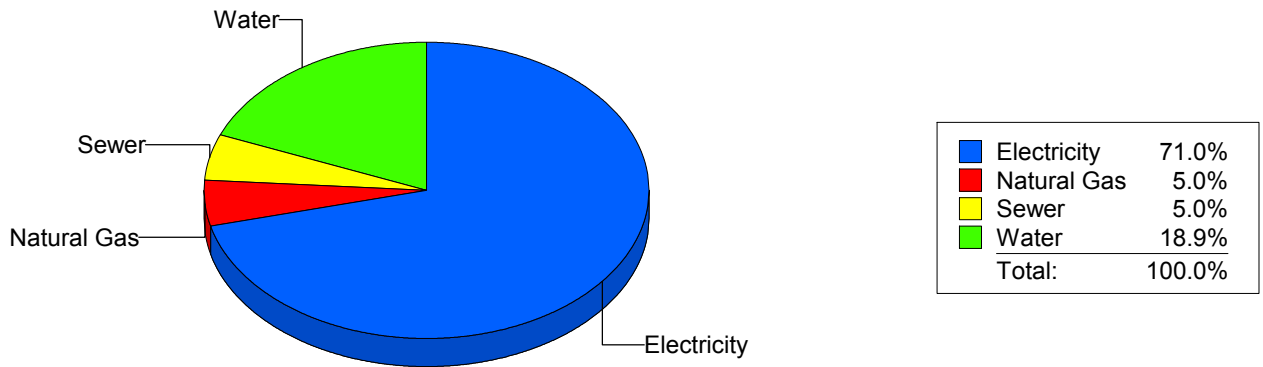
Cost Avoidance Program

Cost Summary Graph

Grouped by Energy Type

Energy Type	Use	Units	Meter Cost	Special Charges	Total Cost	Avg Unit Cost	% of Total Cost
Site: BOND - BOND ELEMENTARY							
Electricity	31,978	KWH	\$4,944.71	\$0.00	\$4,944.71	0.1546	71.04%
Natural Gas	519	CCF	\$348.53	\$0.00	\$348.53	0.6715	5.01%
Water	497	CCF	\$1,317.98	\$0.00	\$1,317.98	2.6519	18.93%
Sewer	167	CCF	\$349.70	\$0.00	\$349.70	2.0940	5.02%
Total Cost:			\$6,960.92	\$0.00	\$6,960.92		

For BOND ELEMENTARY



Filters: Cost Center Name Not Equal To DoNotReport; Billing Period Equal To 201110All Meter CodesAll Group Names

elpaso

Energy CAP

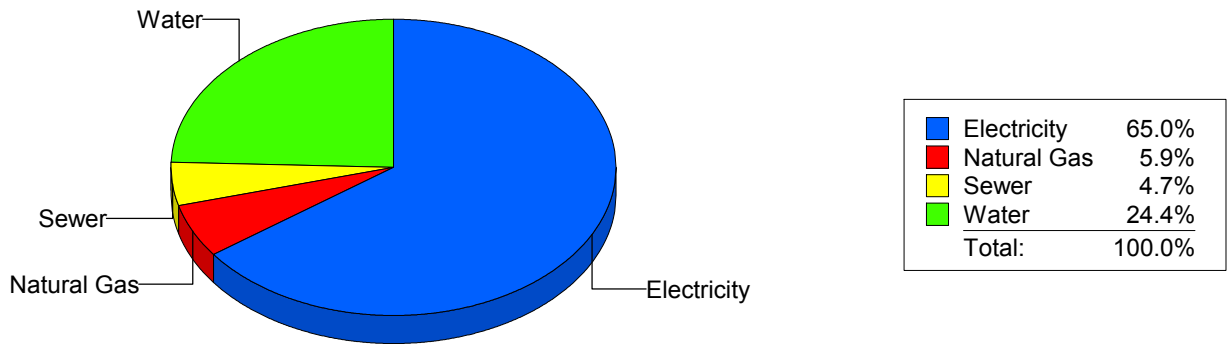
Cost Avoidance Program

Cost Summary Graph

Grouped by Energy Type

Energy Type	Use	Units	Meter Cost	Special Charges	Total Cost	Avg Unit Cost	% of Total Cost
Site: BONHAM ELEMENTARY SC - BONHAM ELEMENTARY SC							
Electricity	23,969	KWH	\$4,097.89	\$0.00	\$4,097.89	0.1710	64.97%
Natural Gas	564	CCF	\$373.09	\$0.00	\$373.09	0.6615	5.91%
Water	496	CCF	\$1,542.15	\$0.00	\$1,542.15	3.1092	24.45%
Sewer	136	CCF	\$294.55	\$0.00	\$294.55	2.1658	4.67%
Total Cost:			\$6,307.68	\$0.00	\$6,307.68		

For BONHAM
ELEMENTARY
SC



Filters: Cost Center Name Not Equal To DoNotReport; Billing Period Equal To 201110All Meter CodesAll Group Names

elpaso

Energy CAP

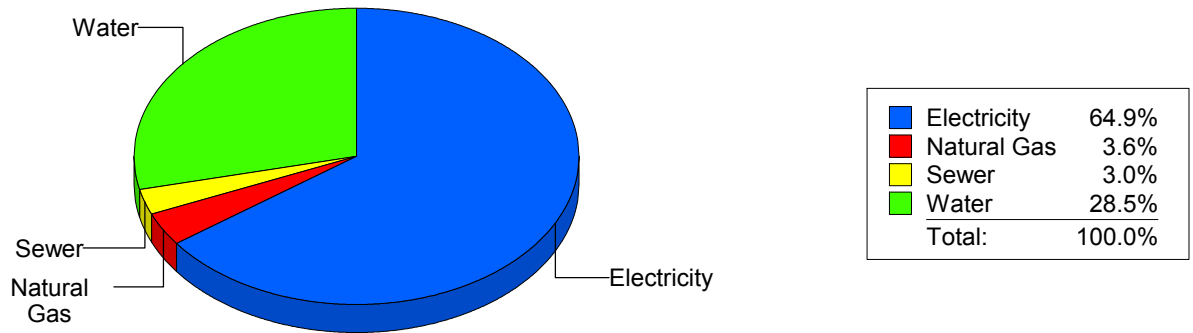
Cost Avoidance Program

Cost Summary Graph

Grouped by Energy Type

Energy Type	Use	Units	Meter Cost	Special Charges	Total Cost	Avg Unit Cost	% of Total Cost
Site: BOWIE HIGH SCHOOL - BOWIE HIGH SCHOOL							
Electricity	281,775	KWH	\$24,633.07	\$0.00	\$24,633.07	0.0874	64.94%
Natural Gas	2,426	CCF	\$1,361.52	\$0.00	\$1,361.52	0.5612	3.59%
Water	6,347	CCF	\$10,809.48	\$0.00	\$10,809.48	1.7031	28.50%
Sewer	564	CCF	\$1,128.08	\$0.00	\$1,128.08	2.0001	2.97%
Total Cost:			\$37,932.15	\$0.00	\$37,932.15		

For BOWIE HIGH SCHOOL



Filters: Cost Center Name Not Equal To DoNotReport; Billing Period Equal To 201110All Meter CodesAll Group Names

elpaso

Energy CAP

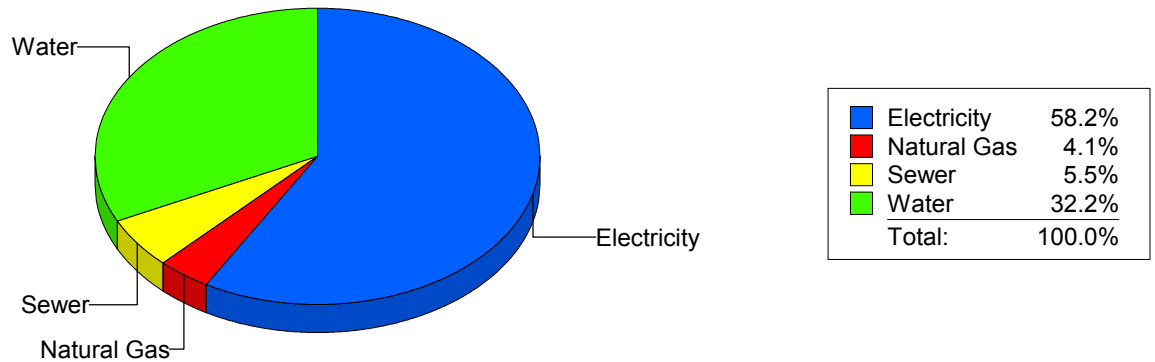
Cost Avoidance Program

Cost Summary Graph

Grouped by Energy Type

Energy Type	Use	Units	Meter Cost	Special Charges	Total Cost	Avg Unit Cost	% of Total Cost
Site: BRADLEY ELEMENTARY - BRADLEY ELEMENTARY							
Electricity	26,300	KWH	\$3,553.21	\$0.00	\$3,553.21	0.1351	58.22%
Natural Gas	407	CCF	\$250.81	\$0.00	\$250.81	0.6162	4.11%
Water	510	CCF	\$1,964.38	\$0.00	\$1,964.38	3.8517	32.18%
Sewer	97	CCF	\$335.14	\$0.00	\$335.14	3.4551	5.49%
Total Cost:			\$6,103.54	\$0.00	\$6,103.54		

For BRADLEY ELEMENTARY



Filters: Cost Center Name Not Equal To DoNotReport; Billing Period Equal To 201110All Meter CodesAll Group Names

el Paso

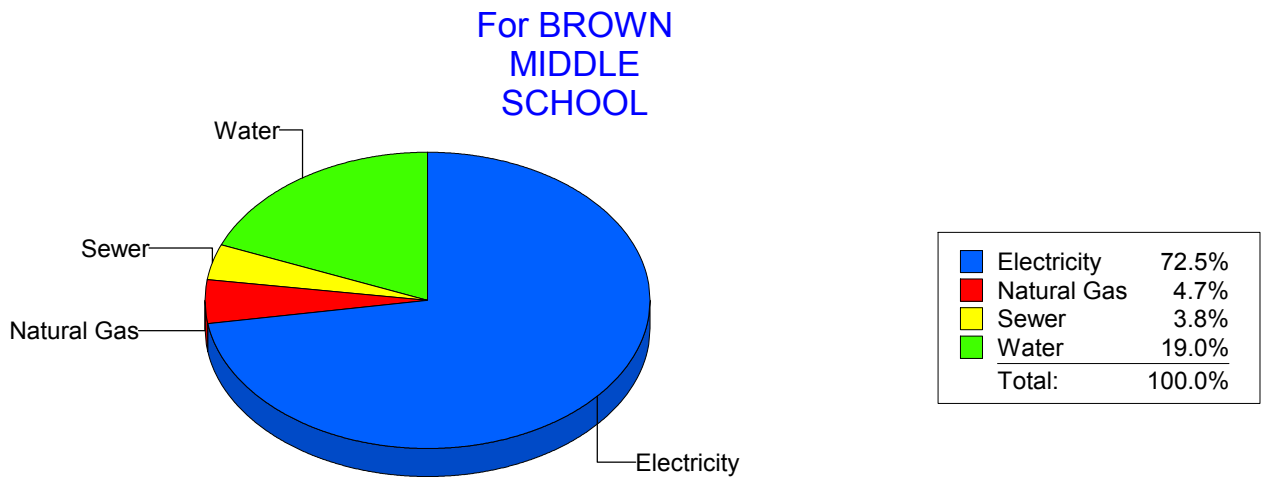
Energy CAP

Cost Avoidance Program

Cost Summary Graph

Grouped by Energy Type

Energy Type	Use	Units	Meter Cost	Special Charges	Total Cost	Avg Unit Cost	% of Total Cost
Site: BROWN MIDDLE SCHOOL - BROWN MIDDLE SCHOOL							
Electricity	115,000	KWH	\$13,707.97	\$0.00	\$13,707.97	0.1192	72.45%
Natural Gas	1,609	CCF	\$893.94	\$0.00	\$893.94	0.5556	4.72%
Water	1,298	CCF	\$3,594.30	\$0.00	\$3,594.30	2.7691	19.00%
Sewer	403	CCF	\$723.76	\$0.00	\$723.76	1.7959	3.83%
Total Cost:			\$18,919.97	\$0.00	\$18,919.97		



Filters: Cost Center Name Not Equal To DoNotReport; Billing Period Equal To 201110All Meter CodesAll Group Names

el paso

Energy CAP

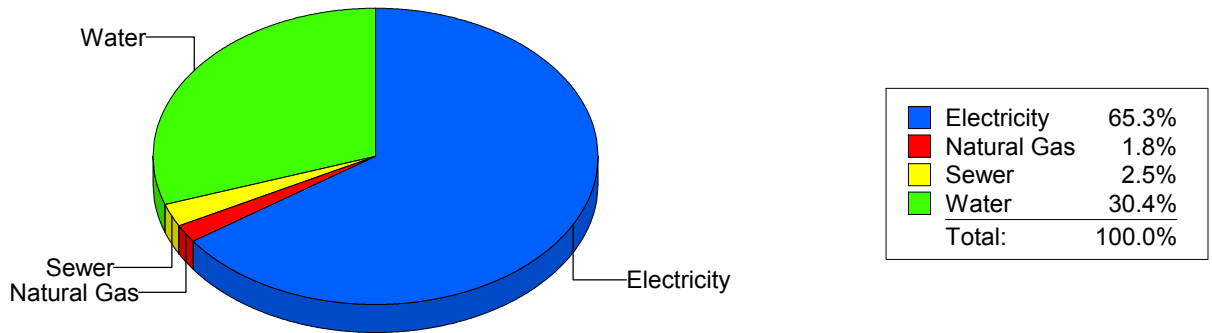
Cost Avoidance Program

Cost Summary Graph

Grouped by Energy Type

Energy Type	Use	Units	Meter Cost	Special Charges	Total Cost	Avg Unit Cost	% of Total Cost
Site: BURGESS HIGH SCHOOL - BURGESS HIGH SCHOOL							
Electricity	137,458	KWH	\$17,105.23	\$0.00	\$17,105.23	0.1244	65.31%
Natural Gas	704	CCF	\$484.42	\$0.00	\$484.42	0.6881	1.85%
Water	2,241	CCF	\$7,948.64	\$0.00	\$7,948.64	3.5469	30.35%
Sewer	237	CCF	\$650.55	\$0.00	\$650.55	2.7449	2.48%
Total Cost:			\$26,188.84	\$0.00	\$26,188.84		

For BURGESS HIGH SCHOOL



Filters: Cost Center Name Not Equal To DoNotReport; Billing Period Equal To 201110All Meter CodesAll Group Names

elpaso

Energy CAP

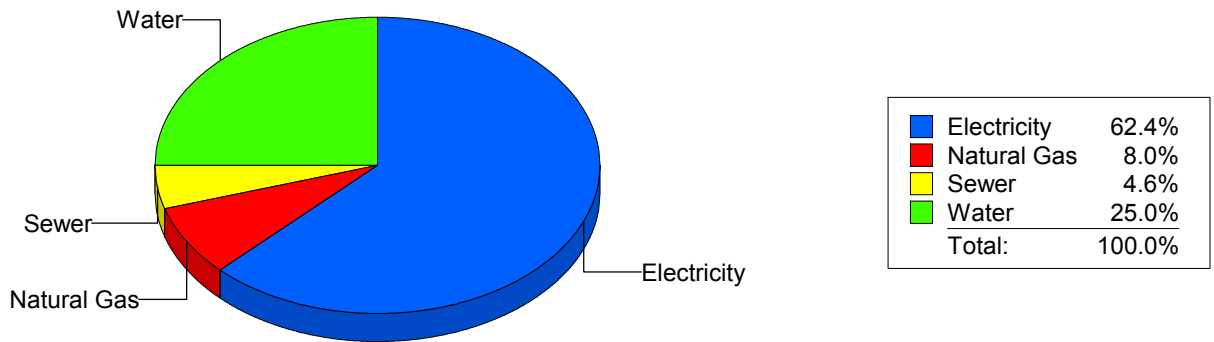
Cost Avoidance Program

Cost Summary Graph

Grouped by Energy Type

Energy Type	Use	Units	Meter Cost	Special Charges	Total Cost	Avg Unit Cost	% of Total Cost
Site: BURLESON ELEMENTARY - BURLESON ELEMENTARY							
Electricity	26,334	KWH	\$3,333.04	\$0.00	\$3,333.04	0.1266	62.43%
Natural Gas	532	CCF	\$425.28	\$0.00	\$425.28	0.7994	7.97%
Water	529	CCF	\$1,335.07	\$0.00	\$1,335.07	2.5238	25.01%
Sewer	95	CCF	\$245.13	\$0.00	\$245.13	2.5803	4.59%
Total Cost:			\$5,338.52	\$0.00	\$5,338.52		

For
**BURLESON
ELEMENTARY**



Filters: Cost Center Name Not Equal To DoNotReport; Billing Period Equal To 201110All Meter CodesAll Group Names

elpaso

Energy CAP

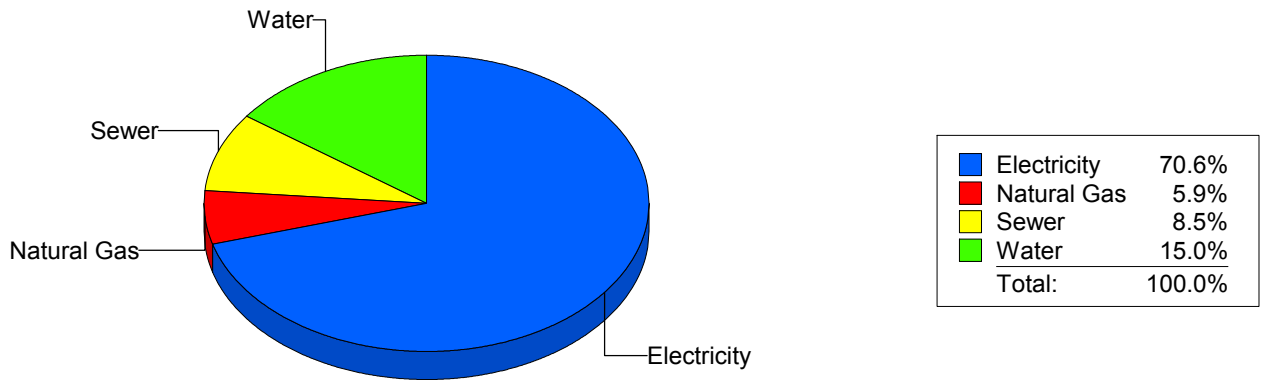
Cost Avoidance Program

Cost Summary Graph

Grouped by Energy Type

Energy Type	Use	Units	Meter Cost	Special Charges	Total Cost	Avg Unit Cost	% of Total Cost
Site: BURNET ELEMENTARY - BURNET ELEMENTARY							
Electricity	23,326	KWH	\$3,655.56	\$0.00	\$3,655.56	0.1567	70.58%
Natural Gas	379	CCF	\$307.68	\$0.00	\$307.68	0.8118	5.94%
Water	430	CCF	\$778.01	\$0.00	\$778.01	1.8093	15.02%
Sewer	247	CCF	\$438.17	\$0.00	\$438.17	1.7740	8.46%
Total Cost:			\$5,179.42	\$0.00	\$5,179.42		

For BURNET ELEMENTARY



Filters: Cost Center Name Not Equal To DoNotReport; Billing Period Equal To 201110All Meter CodesAll Group Names

elpaso

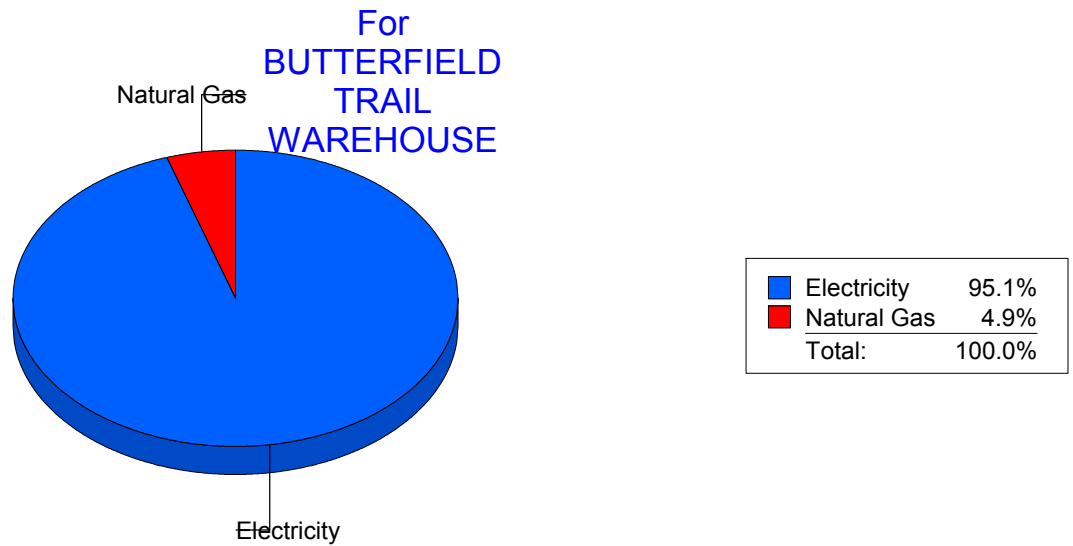
Energy CAP

Cost Avoidance Program

Cost Summary Graph

Grouped by Energy Type

Energy Type	Use	Units	Meter Cost	Special Charges	Total Cost	Avg Unit Cost	% of Total Cost
Site: BUTTERFIELDTRAILWAREHOUSE - BUTTERFIELD TRAIL WAREHOUSE							
Electricity	4,100	KWH	\$719.73	\$0.00	\$719.73	0.1755	95.11%
Natural Gas	0	CCF	\$37.02	\$0.00	\$37.02	0.0000	4.89%
Total Cost:			\$756.75	\$0.00	\$756.75		



Filters: Cost Center Name Not Equal To DoNotReport; Billing Period Equal To 201110All Meter CodesAll Group Names

el Paso

Energy CAP

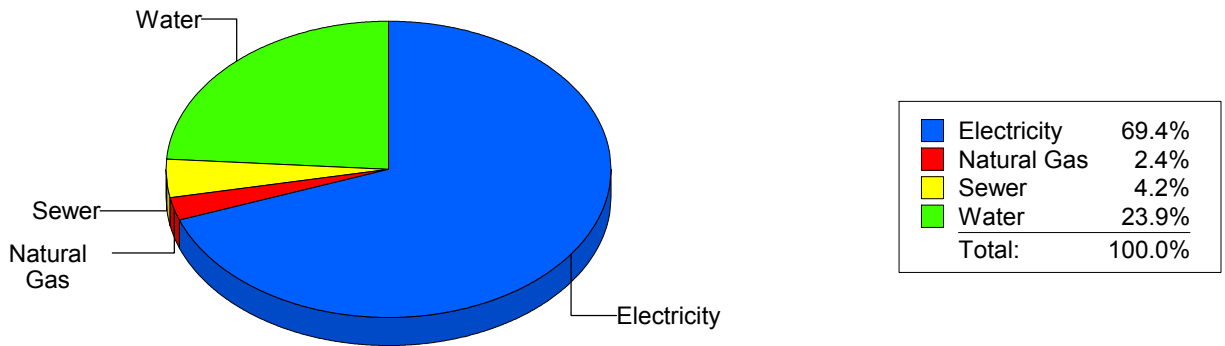
Cost Avoidance Program

Cost Summary Graph

Grouped by Energy Type

Energy Type	Use	Units	Meter Cost	Special Charges	Total Cost	Avg Unit Cost	% of Total Cost
Site: CANYON HILLS MIDDLE - CANYON HILLS MIDDLE							
Electricity	75,193	KWH	\$9,578.53	\$0.00	\$9,578.53	0.1274	69.44%
Natural Gas	469	CCF	\$336.96	\$0.00	\$336.96	0.7185	2.44%
Water	776	CCF	\$3,302.94	\$0.00	\$3,302.94	4.2564	23.94%
Sewer	120	CCF	\$576.30	\$0.00	\$576.30	4.8025	4.18%
Total Cost:			\$13,794.73	\$0.00	\$13,794.73		

For CANYON HILLS MIDDLE



Filters: Cost Center Name Not Equal To DoNotReport; Billing Period Equal To 201110All Meter CodesAll Group Names

elpaso

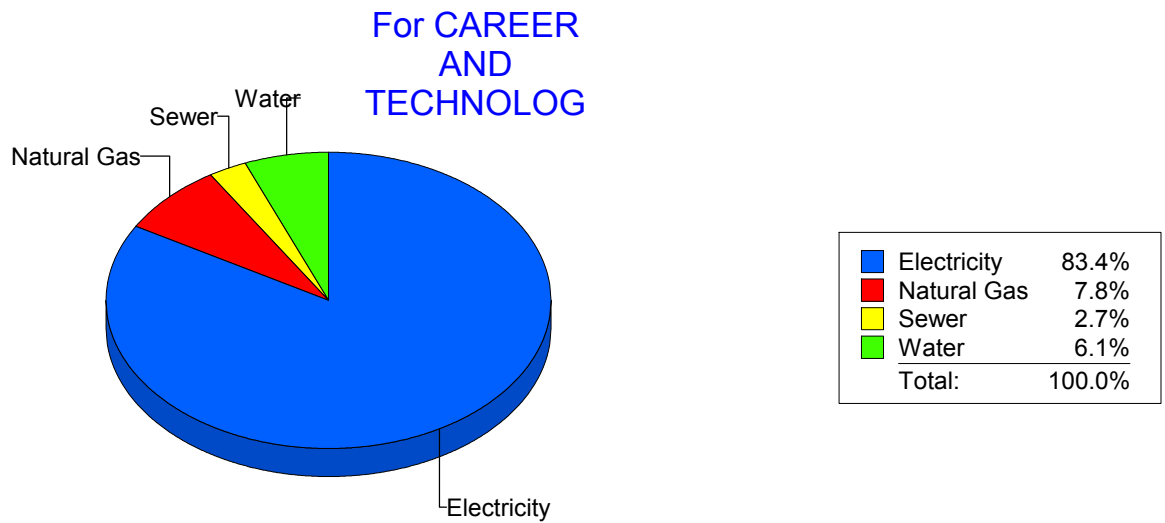
Energy CAP

Cost Avoidance Program

Cost Summary Graph

Grouped by Energy Type

Energy Type	Use	Units	Meter Cost	Special Charges	Total Cost	Avg Unit Cost	% of Total Cost
Site: CAREER AND TECHNOLOG - CAREER AND TECHNOLOG							
Electricity	96,872	KWH	\$12,123.53	\$0.00	\$12,123.53	0.1251	83.43%
Natural Gas	2,060	CCF	\$1,134.52	\$0.00	\$1,134.52	0.5507	7.81%
Water	351	CCF	\$881.58	\$0.00	\$881.58	2.5116	6.07%
Sewer	161	CCF	\$391.56	\$0.00	\$391.56	2.4320	2.69%
Total Cost:			\$14,531.19	\$0.00	\$14,531.19		



Filters: Cost Center Name Not Equal To DoNotReport; Billing Period Equal To 201110All Meter CodesAll Group Names

el paso

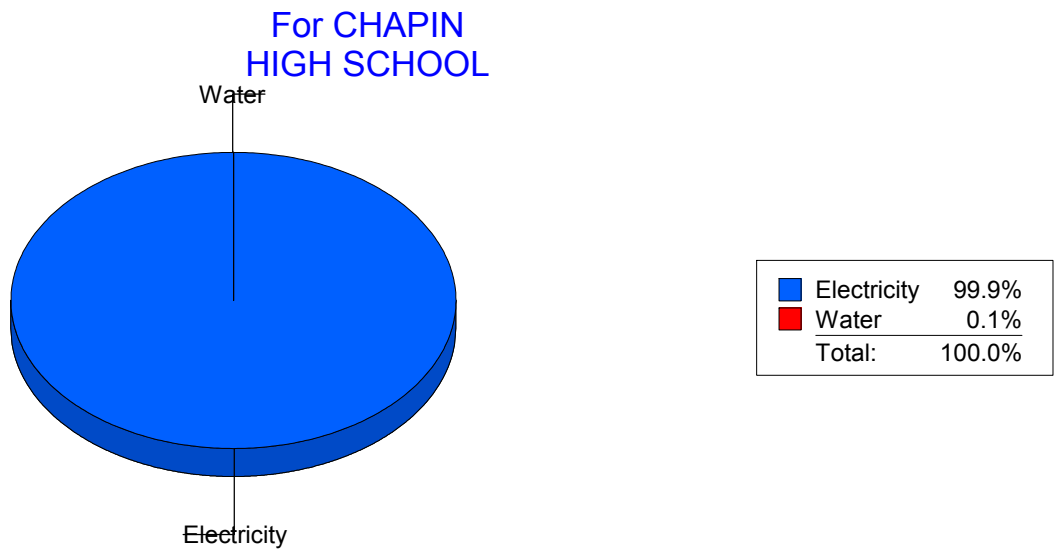
Energy CAP

Cost Avoidance Program

Cost Summary Graph

Grouped by Energy Type

Energy Type	Use	Units	Meter Cost	Special Charges	Total Cost	Avg Unit Cost	% of Total Cost
Site: CHAPIN HIGH SCHOOL - CHAPIN HIGH SCHOOL							
Electricity	266,172	KWH	\$33,165.03	\$0.00	\$33,165.03	0.1246	99.87%
Water	0	CCF	\$43.66	\$0.00	\$43.66	0.0000	0.13%
Total Cost:			\$33,208.69	\$0.00	\$33,208.69		



Filters: Cost Center Name Not Equal To DoNotReport; Billing Period Equal To 201110All Meter CodesAll Group Names

el paso

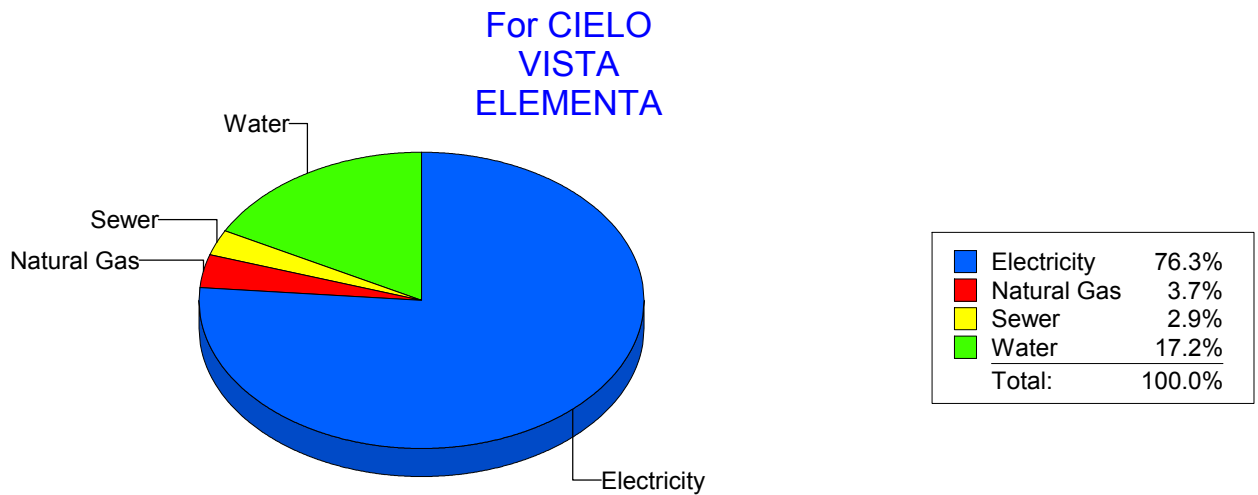
Energy CAP

Cost Avoidance Program

Cost Summary Graph

Grouped by Energy Type

Energy Type	Use	Units	Meter Cost	Special Charges	Total Cost	Avg Unit Cost	% of Total Cost
Site: CIELO VISTA ELEMENTA - CIELO VISTA ELEMENTA							
Electricity	55,740	KWH	\$8,183.97	\$0.00	\$8,183.97	0.1468	76.29%
Natural Gas	625	CCF	\$396.92	\$0.00	\$396.92	0.6351	3.70%
Water	644	CCF	\$1,840.06	\$0.00	\$1,840.06	2.8572	17.15%
Sewer	133	CCF	\$306.52	\$0.00	\$306.52	2.3047	2.86%
Total Cost:			\$10,727.47	\$0.00	\$10,727.47		



Filters: Cost Center Name Not Equal To DoNotReport; Billing Period Equal To 201110All Meter CodesAll Group Names

elpaso

Energy CAP

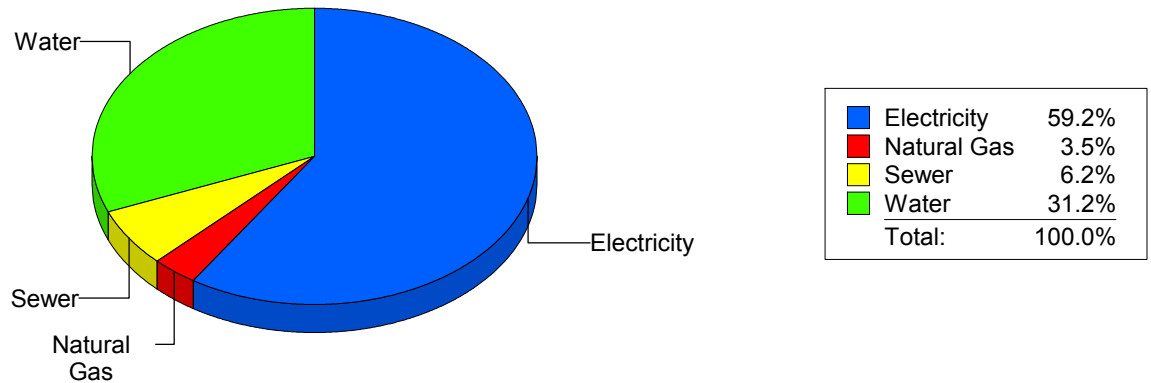
Cost Avoidance Program

Cost Summary Graph

Grouped by Energy Type

Energy Type	Use	Units	Meter Cost	Special Charges	Total Cost	Avg Unit Cost	% of Total Cost
Site: CLARDY ELEMENTARY SC - CLARDY ELEMENTARY SC							
Electricity	29,737	KWH	\$4,085.80	\$0.00	\$4,085.80	0.1374	59.15%
Natural Gas	318	CCF	\$238.53	\$0.00	\$238.53	0.7501	3.45%
Water	679	CCF	\$2,153.04	\$0.00	\$2,153.04	3.1709	31.17%
Sewer	181	CCF	\$429.72	\$0.00	\$429.72	2.3741	6.22%
Total Cost:			\$6,907.09	\$0.00	\$6,907.09		

For CLARDY
ELEMENTARY
SC



Filters: Cost Center Name Not Equal To DoNotReport; Billing Period Equal To 201110All Meter CodesAll Group Names

elpaso

Energy CAP

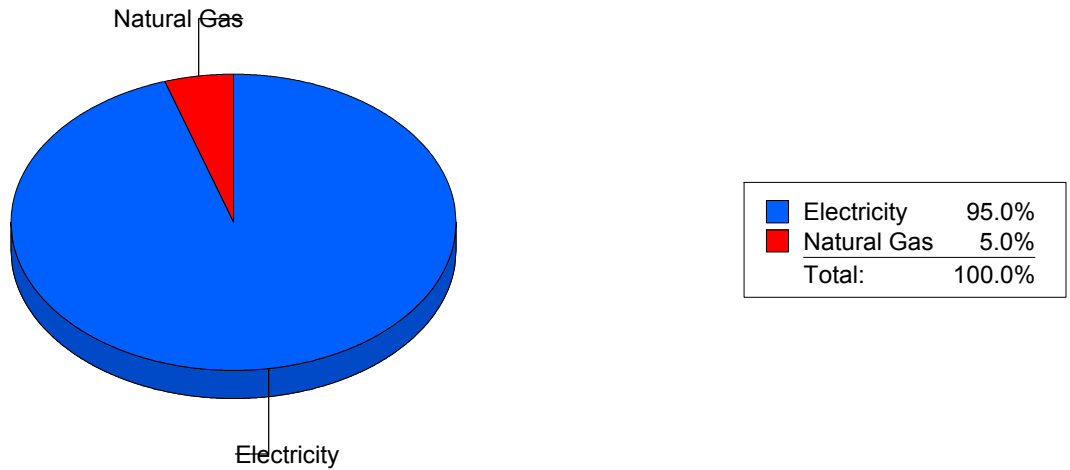
Cost Avoidance Program

Cost Summary Graph

Grouped by Energy Type

Energy Type	Use	Units	Meter Cost	Special Charges	Total Cost	Avg Unit Cost	% of Total Cost
Site: CLENDININ - CLENDININ							
Electricity	53,250	KWH	\$7,858.16	\$0.00	\$7,858.16	0.1476	94.99%
Natural Gas	711	CCF	\$414.87	\$0.00	\$414.87	0.5835	5.01%
Total Cost:			\$8,273.03	\$0.00	\$8,273.03		

For CLENDININ



Filters: Cost Center Name Not Equal To DoNotReport; Billing Period Equal To 201110All Meter CodesAll Group Names

elpaso

Energy CAP

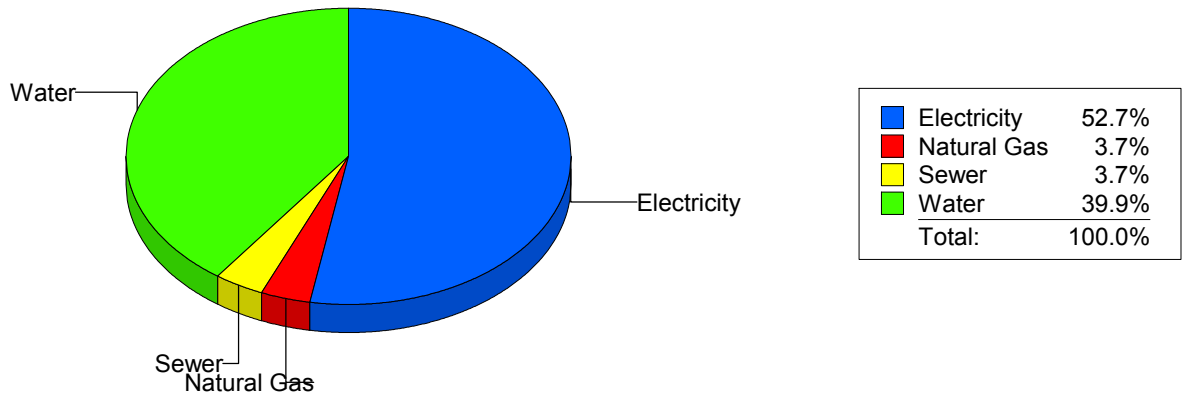
Cost Avoidance Program

Cost Summary Graph

Grouped by Energy Type

Energy Type	Use	Units	Meter Cost	Special Charges	Total Cost	Avg Unit Cost	% of Total Cost
Site: COLDWELL INTERMEDIAT - COLDWELL INTERMEDIAT							
Electricity	30,016	KWH	\$3,985.28	\$0.00	\$3,985.28	0.1328	52.72%
Natural Gas	320	CCF	\$276.66	\$0.00	\$276.66	0.8646	3.66%
Water	699	CCF	\$3,016.87	\$0.00	\$3,016.87	4.3160	39.91%
Sewer	84	CCF	\$280.64	\$0.00	\$280.64	3.3410	3.71%
Total Cost:			\$7,559.45	\$0.00	\$7,559.45		

For
COLDWELL
INTERMEDIAT



Filters: Cost Center Name Not Equal To DoNotReport; Billing Period Equal To 201110All Meter CodesAll Group Names

el paso

Energy CAP

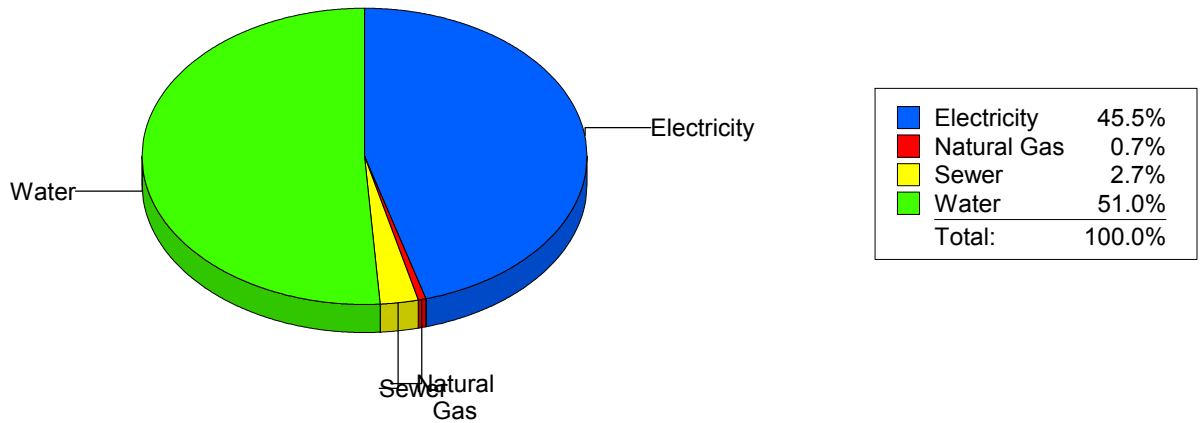
Cost Avoidance Program

Cost Summary Graph

Grouped by Energy Type

Energy Type	Use	Units	Meter Cost	Special Charges	Total Cost	Avg Unit Cost	% of Total Cost
Site: COLLINS ELEMENTARY - COLLINS ELEMENTARY							
Electricity	46,708	KWH	\$6,412.97	\$0.00	\$6,412.97	0.1373	45.54%
Natural Gas	54	CCF	\$97.66	\$0.00	\$97.66	1.8085	0.69%
Water	1,723	CCF	\$7,184.47	\$0.00	\$7,184.47	4.1697	51.02%
Sewer	196	CCF	\$386.53	\$0.00	\$386.53	1.9721	2.74%
Total Cost:			\$14,081.63	\$0.00	\$14,081.63		

For COLLINS ELEMENTARY



Filters: Cost Center Name Not Equal To DoNotReport; Billing Period Equal To 201110All Meter CodesAll Group Names

elpaso

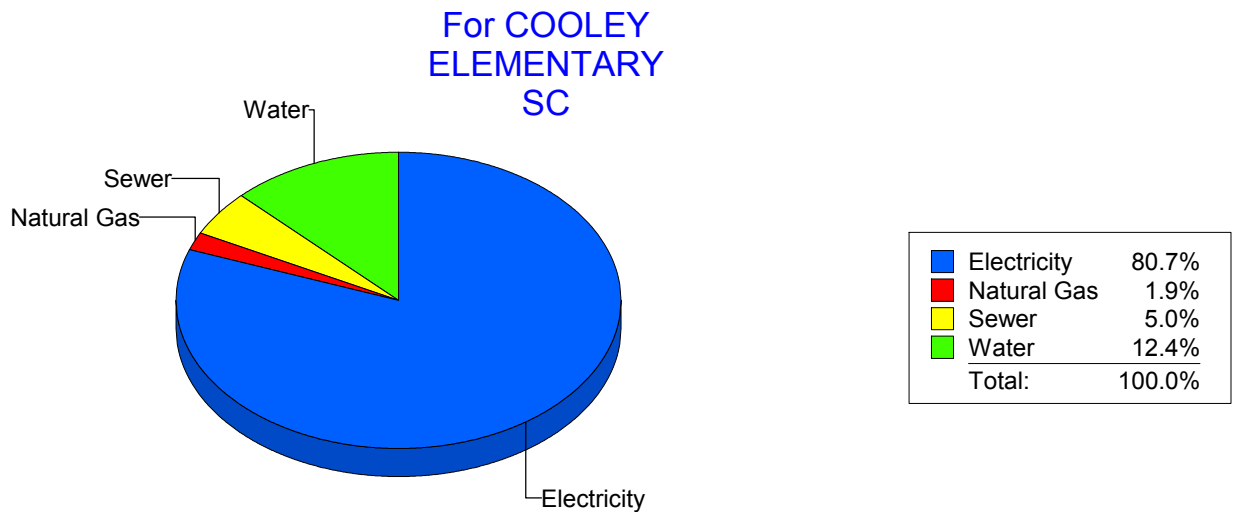
Energy CAP

Cost Avoidance Program

Cost Summary Graph

Grouped by Energy Type

Energy Type	Use	Units	Meter Cost	Special Charges	Total Cost	Avg Unit Cost	% of Total Cost
Site: COOLEY ELEMENTARY SC - COOLEY ELEMENTARY SC							
Electricity	75,000	KWH	\$10,421.03	\$0.00	\$10,421.03	0.1389	80.68%
Natural Gas	327	CCF	\$243.52	\$0.00	\$243.52	0.7447	1.89%
Water	430	CCF	\$1,605.05	\$0.00	\$1,605.05	3.7327	12.43%
Sewer	215	CCF	\$646.86	\$0.00	\$646.86	3.0087	5.01%
Total Cost:			\$12,916.46	\$0.00	\$12,916.46		



Filters: Cost Center Name Not Equal To DoNotReport; Billing Period Equal To 201110All Meter CodesAll Group Names

el Paso

Energy CAP

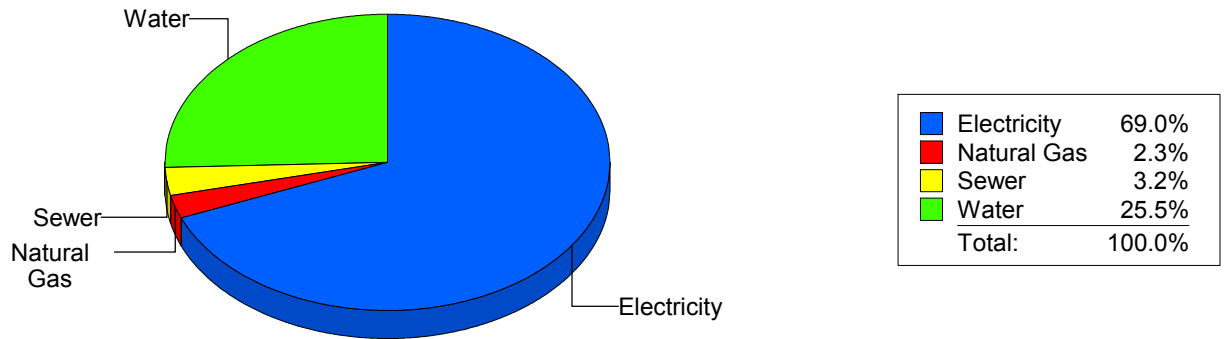
Cost Avoidance Program

Cost Summary Graph

Grouped by Energy Type

Energy Type	Use	Units	Meter Cost	Special Charges	Total Cost	Avg Unit Cost	% of Total Cost
Site: CORONADO HIGH SCHOOL - CORONADO HIGH SCHOOL							
Electricity	237,013	KWH	\$30,265.30	\$0.00	\$30,265.30	0.1277	68.99%
Natural Gas	1,732	CCF	\$1,030.80	\$0.00	\$1,030.80	0.5952	2.35%
Water	4,436	CCF	\$11,172.40	\$0.00	\$11,172.40	2.5186	25.47%
Sewer	872	CCF	\$1,401.85	\$0.00	\$1,401.85	1.6076	3.20%
Total Cost:			\$43,870.35	\$0.00	\$43,870.35		

For
CORONADO
HIGH SCHOOL



Filters: Cost Center Name Not Equal To DoNotReport; Billing Period Equal To 201110All Meter CodesAll Group Names

elpaso

Energy CAP

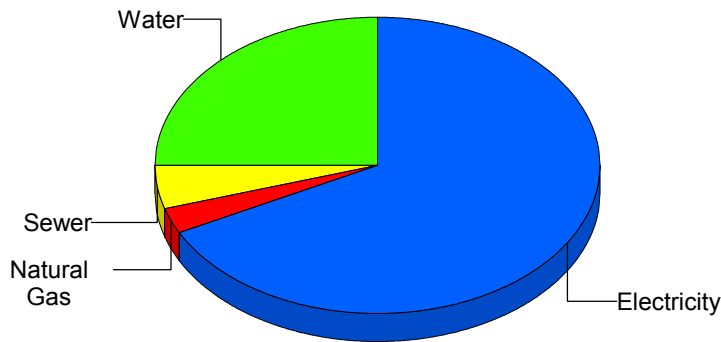
Cost Avoidance Program

Cost Summary Graph

Grouped by Energy Type

Energy Type	Use	Units	Meter Cost	Special Charges	Total Cost	Avg Unit Cost	% of Total Cost
Site: CROCKETT - CROCKETT ELEMENTARY							
Electricity	29,600	KWH	\$4,332.70	\$0.00	\$4,332.70	0.1464	67.51%
Natural Gas	289	CCF	\$185.45	\$0.00	\$185.45	0.6417	2.89%
Water	505	CCF	\$1,597.32	\$0.00	\$1,597.32	3.1630	24.89%
Sewer	140	CCF	\$302.28	\$0.00	\$302.28	2.1591	4.71%
Total Cost:			\$6,417.75	\$0.00	\$6,417.75		

For
CROCKETT
ELEMENTARY



Electricity	67.5%
Natural Gas	2.9%
Sewer	4.7%
Water	24.9%
Total:	100.0%

Filters: Cost Center Name Not Equal To DoNotReport; Billing Period Equal To 201110All Meter CodesAll Group Names

elpaso

Energy CAP

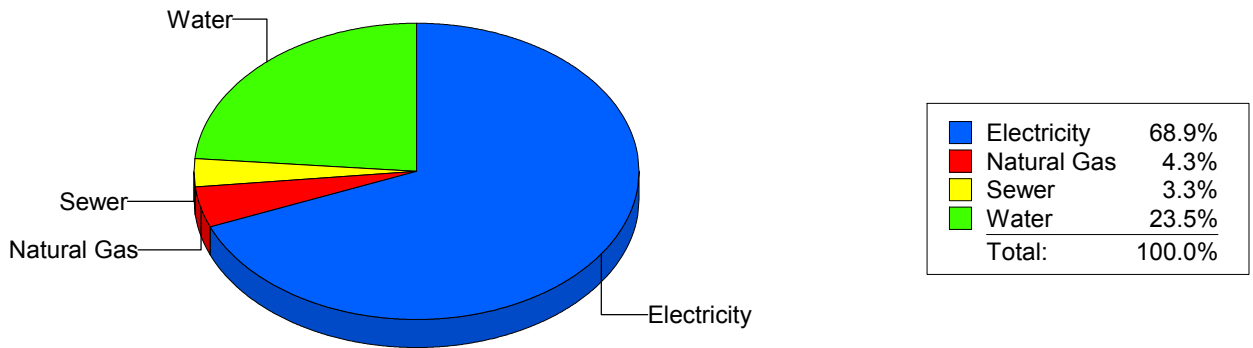
Cost Avoidance Program

Cost Summary Graph

Grouped by Energy Type

Energy Type	Use	Units	Meter Cost	Special Charges	Total Cost	Avg Unit Cost	% of Total Cost
Site: CROSBY ELEMENTARY - CROSBY ELEMENTARY							
Electricity	36,266	KWH	\$4,766.20	\$0.00	\$4,766.20	0.1314	68.91%
Natural Gas	425	CCF	\$297.80	\$0.00	\$297.80	0.7007	4.31%
Water	432	CCF	\$1,626.79	\$0.00	\$1,626.79	3.7657	23.52%
Sewer	80	CCF	\$226.08	\$0.00	\$226.08	2.8260	3.27%
Total Cost:			\$6,916.87	\$0.00	\$6,916.87		

For CROSBY
ELEMENTARY



Filters: Cost Center Name Not Equal To DoNotReport; Billing Period Equal To 201110All Meter CodesAll Group Names

el Paso

Energy CAP

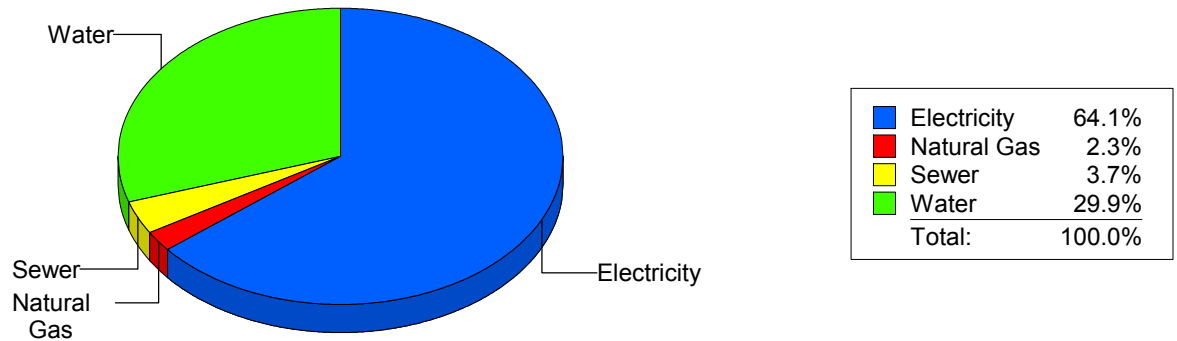
Cost Avoidance Program

Cost Summary Graph

Grouped by Energy Type

Energy Type	Use	Units	Meter Cost	Special Charges	Total Cost	Avg Unit Cost	% of Total Cost
Site: DOUGLASS ELEMENTARY - DOUGLASS ELEMENTARY							
Electricity	38,942	KWH	\$4,984.76	\$0.00	\$4,984.76	0.1280	64.12%
Natural Gas	209	CCF	\$177.57	\$0.00	\$177.57	0.8496	2.28%
Water	594	CCF	\$2,321.82	\$0.00	\$2,321.82	3.9088	29.87%
Sewer	93	CCF	\$289.79	\$0.00	\$289.79	3.1160	3.73%
Total Cost:			\$7,773.94	\$0.00	\$7,773.94		

For
DOUGLASS
ELEMENTARY



Filters: Cost Center Name Not Equal To DoNotReport; Billing Period Equal To 201110All Meter CodesAll Group Names

elpaso

Energy CAP

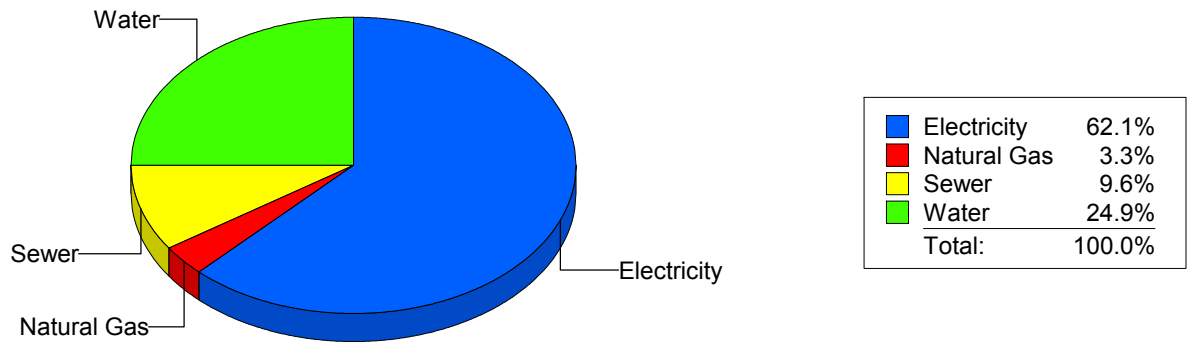
Cost Avoidance Program

Cost Summary Graph

Grouped by Energy Type

Energy Type	Use	Units	Meter Cost	Special Charges	Total Cost	Avg Unit Cost	% of Total Cost
Site: DOWELL ELEMENTARY - DOWELL ELEMENTARY							
Electricity	23,951	KWH	\$3,313.30	\$0.00	\$3,313.30	0.1383	62.13%
Natural Gas	274	CCF	\$177.23	\$0.00	\$177.23	0.6468	3.32%
Water	708	CCF	\$1,328.34	\$0.00	\$1,328.34	1.8762	24.91%
Sewer	366	CCF	\$514.30	\$0.00	\$514.30	1.4052	9.64%
Total Cost:			\$5,333.17	\$0.00	\$5,333.17		

For DOWELL ELEMENTARY



Filters: Cost Center Name Not Equal To DoNotReport; Billing Period Equal To 201110All Meter CodesAll Group Names

el paso

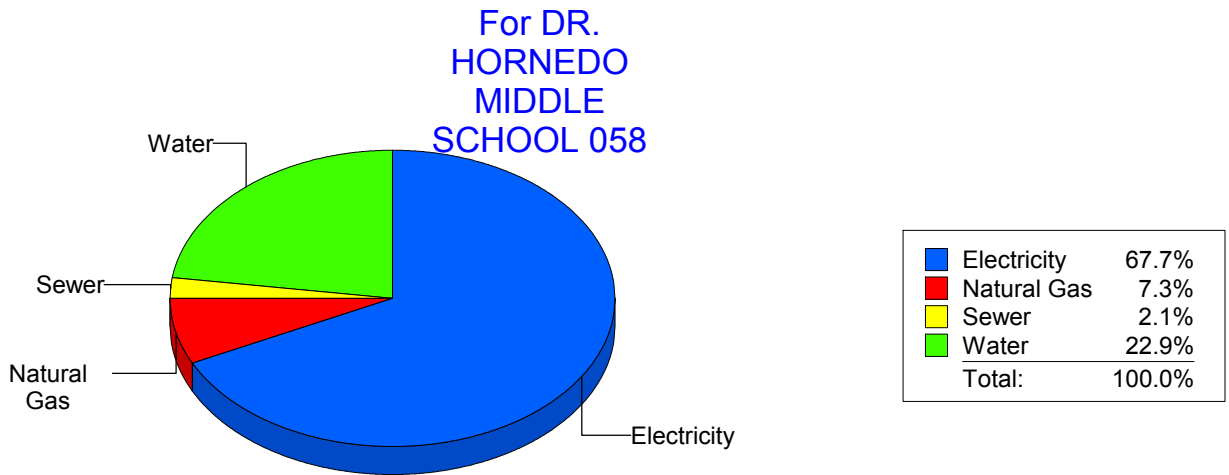
Energy CAP

Cost Avoidance Program

Cost Summary Graph

Grouped by Energy Type

Energy Type	Use	Units	Meter Cost	Special Charges	Total Cost	Avg Unit Cost	% of Total Cost
Site: DRHORNEDOMIDDLESCHOOL - DR. HORNEDO MIDDLE SCHOOL 058							
Electricity	109,400	KWH	\$11,308.30	\$0.00	\$11,308.30	0.1034	67.69%
Natural Gas	2,229	CCF	\$1,224.69	\$0.00	\$1,224.69	0.5494	7.33%
Water	1,142	CCF	\$3,824.27	\$0.00	\$3,824.27	3.3487	22.89%
Sewer	108	CCF	\$349.11	\$0.00	\$349.11	3.2325	2.09%
Total Cost:			\$16,706.37	\$0.00	\$16,706.37		



Filters: Cost Center Name Not Equal To DoNotReport; Billing Period Equal To 201110All Meter CodesAll Group Names

elpaso

Energy CAP

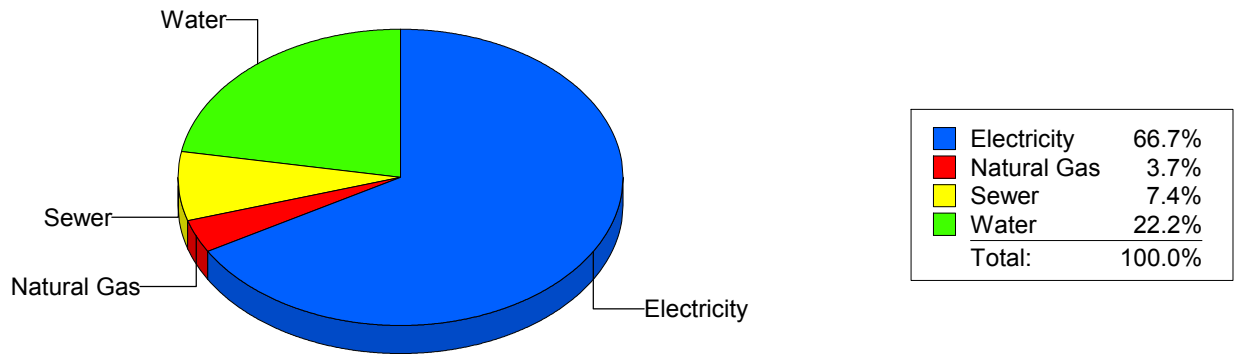
Cost Avoidance Program

Cost Summary Graph

Grouped by Energy Type

Energy Type	Use	Units	Meter Cost	Special Charges	Total Cost	Avg Unit Cost	% of Total Cost
Site: DR. L.A. NIXON ELEME - DR. L.A. NIXON ELEME							
Electricity	40,160	KWH	\$5,055.29	\$0.00	\$5,055.29	0.1259	66.73%
Natural Gas	387	CCF	\$276.74	\$0.00	\$276.74	0.7151	3.65%
Water	659	CCF	\$1,683.95	\$0.00	\$1,683.95	2.5553	22.23%
Sewer	244	CCF	\$559.21	\$0.00	\$559.21	2.2918	7.38%
Total Cost:			\$7,575.19	\$0.00	\$7,575.19		

For DR. L.A. NIXON ELEME



Filters: Cost Center Name Not Equal To DoNotReport; Billing Period Equal To 201110All Meter CodesAll Group Names

elpaso

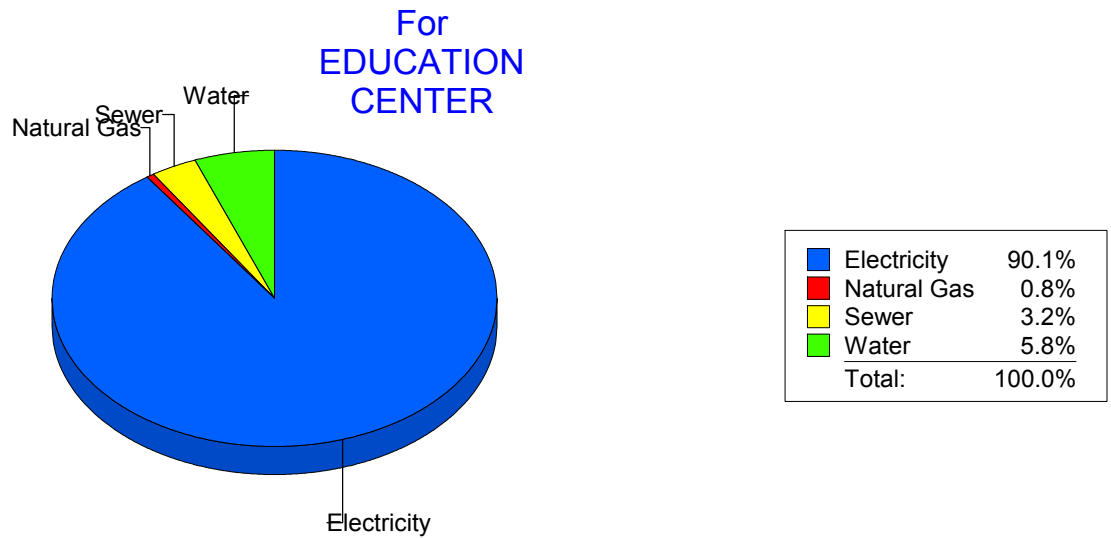
Energy CAP

Cost Avoidance Program

Cost Summary Graph

Grouped by Energy Type

Energy Type	Use	Units	Meter Cost	Special Charges	Total Cost	Avg Unit Cost	% of Total Cost
Site: EDUCATION CENTER - EDUCATION CENTER							
Electricity	303,344	KWH	\$33,611.23	\$0.00	\$33,611.23	0.1108	90.14%
Natural Gas	472	CCF	\$286.80	\$0.00	\$286.80	0.6076	0.77%
Water	999	CCF	\$2,178.46	\$0.00	\$2,178.46	2.1806	5.84%
Sewer	659	CCF	\$1,210.74	\$0.00	\$1,210.74	1.8372	3.25%
Total Cost:			\$37,287.23	\$0.00	\$37,287.23		



Filters: Cost Center Name Not Equal To DoNotReport; Billing Period Equal To 201110All Meter CodesAll Group Names

elpaso

Energy CAP

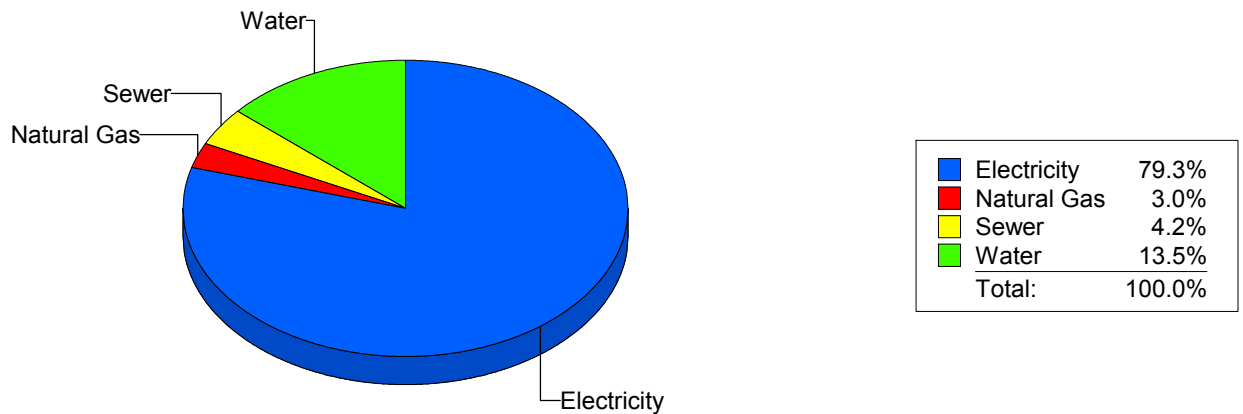
Cost Avoidance Program

Cost Summary Graph

Grouped by Energy Type

Energy Type	Use	Units	Meter Cost	Special Charges	Total Cost	Avg Unit Cost	% of Total Cost
Site: EL PASO HIGH SCHOOL - EL PASO HIGH SCHOOL							
Electricity	171,840	KWH	\$22,212.48	\$0.00	\$22,212.48	0.1293	79.32%
Natural Gas	1,201	CCF	\$835.07	\$0.00	\$835.07	0.6953	2.98%
Water	1,431	CCF	\$3,775.76	\$0.00	\$3,775.76	2.6385	13.48%
Sewer	604	CCF	\$1,178.88	\$0.00	\$1,178.88	1.9518	4.21%
Total Cost:			\$28,002.19	\$0.00	\$28,002.19		

For EL PASO HIGH SCHOOL



Filters: Cost Center Name Not Equal To DoNotReport; Billing Period Equal To 201110All Meter CodesAll Group Names

el Paso

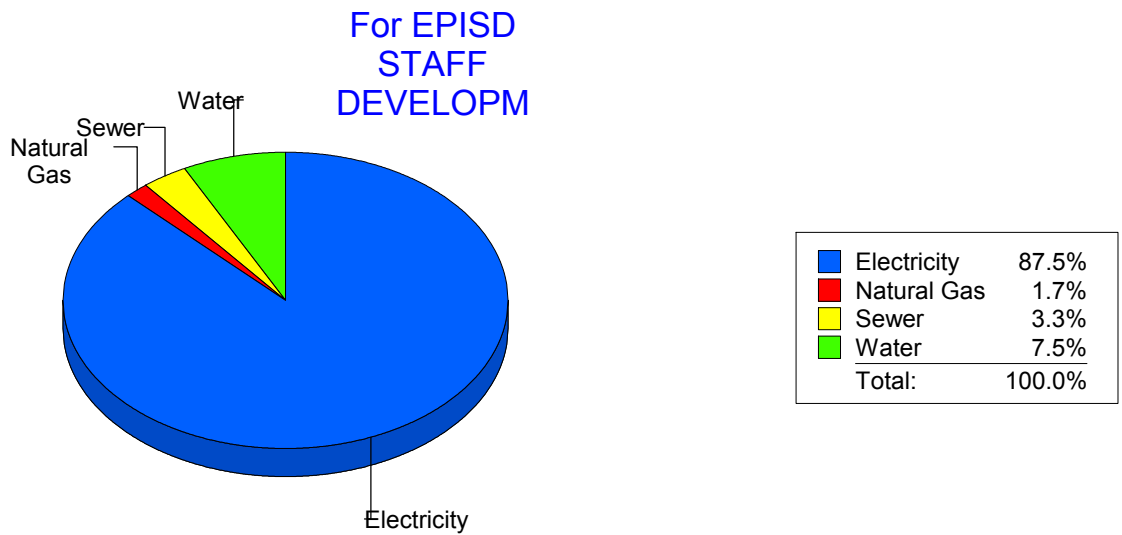
Energy CAP

Cost Avoidance Program

Cost Summary Graph

Grouped by Energy Type

Energy Type	Use	Units	Meter Cost	Special Charges	Total Cost	Avg Unit Cost	% of Total Cost
Site: EPISD STAFF DEVELOPM - EPISD STAFF DEVELOPM							
Electricity	18,000	KWH	\$2,226.81	\$0.00	\$2,226.81	0.1237	87.51%
Natural Gas	15	CCF	\$43.58	\$0.00	\$43.58	2.9053	1.71%
Water	63	CCF	\$190.59	\$0.00	\$190.59	3.0252	7.49%
Sewer	27	CCF	\$83.77	\$0.00	\$83.77	3.1026	3.29%
Total Cost:			\$2,544.75	\$0.00	\$2,544.75		



Filters: Cost Center Name Not Equal To DoNotReport; Billing Period Equal To 201110All Meter CodesAll Group Names

elpaso

Energy CAP

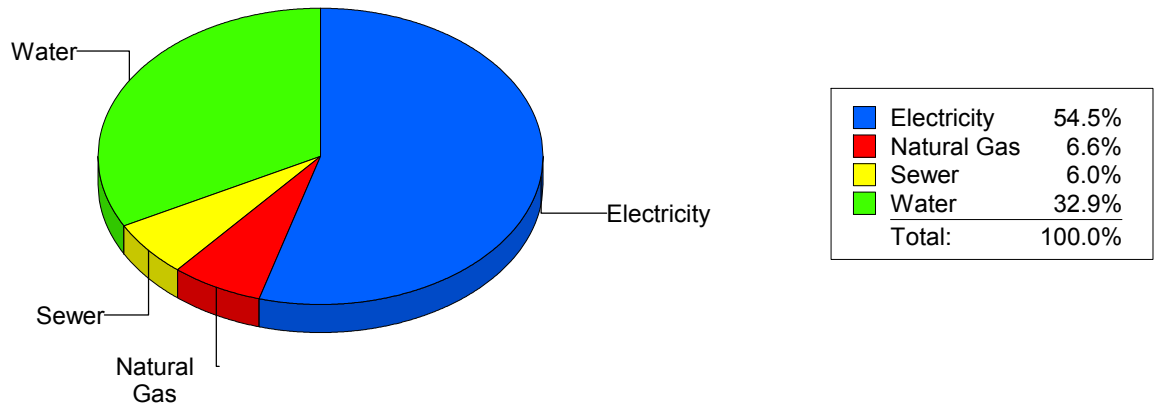
Cost Avoidance Program

Cost Summary Graph

Grouped by Energy Type

Energy Type	Use	Units	Meter Cost	Special Charges	Total Cost	Avg Unit Cost	% of Total Cost
Site: FANNIN ELEMENTARY - FANNIN ELEMENTARY							
Electricity	25,983	KWH	\$3,695.40	\$0.00	\$3,695.40	0.1422	54.47%
Natural Gas	637	CCF	\$447.82	\$0.00	\$447.82	0.7030	6.60%
Water	944	CCF	\$2,231.68	\$0.00	\$2,231.68	2.3641	32.89%
Sewer	165	CCF	\$409.40	\$0.00	\$409.40	2.4812	6.03%
Total Cost:			\$6,784.30	\$0.00	\$6,784.30		

For FANNIN ELEMENTARY



Filters: Cost Center Name Not Equal To DoNotReport; Billing Period Equal To 201110All Meter CodesAll Group Names

el paso

Energy CAP

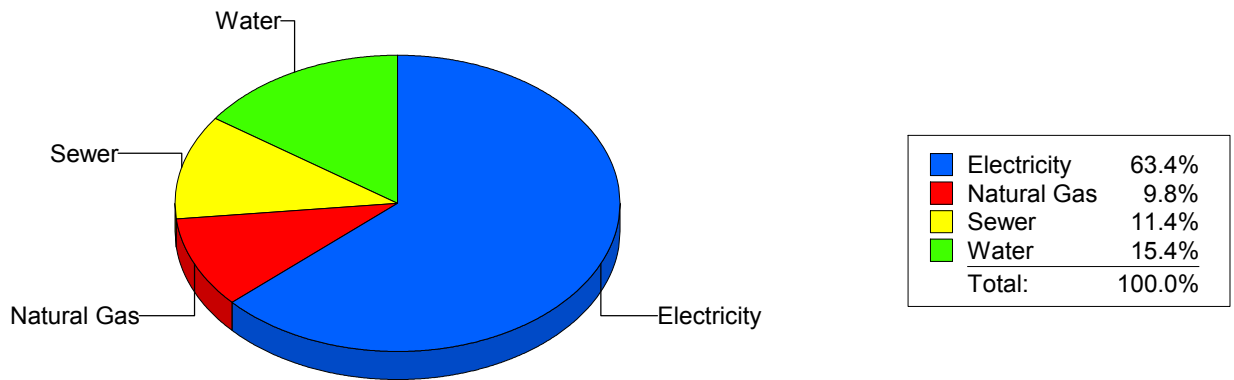
Cost Avoidance Program

Cost Summary Graph

Grouped by Energy Type

Energy Type	Use	Units	Meter Cost	Special Charges	Total Cost	Avg Unit Cost	% of Total Cost
Site: FINE ARTS/MULTIMEDIA - FINE ARTS/MULTIMEDIA							
Electricity	11,390	KWH	\$1,401.28	\$0.00	\$1,401.28	0.1230	63.40%
Natural Gas	345	CCF	\$216.46	\$0.00	\$216.46	0.6274	9.79%
Water	191	CCF	\$339.58	\$0.00	\$339.58	1.7779	15.37%
Sewer	150	CCF	\$252.74	\$0.00	\$252.74	1.6849	11.44%
Total Cost:			\$2,210.06	\$0.00	\$2,210.06		

For FINE ARTS/MULTIMEDIA



Filters: Cost Center Name Not Equal To DoNotReport; Billing Period Equal To 201110All Meter CodesAll Group Names

elpaso

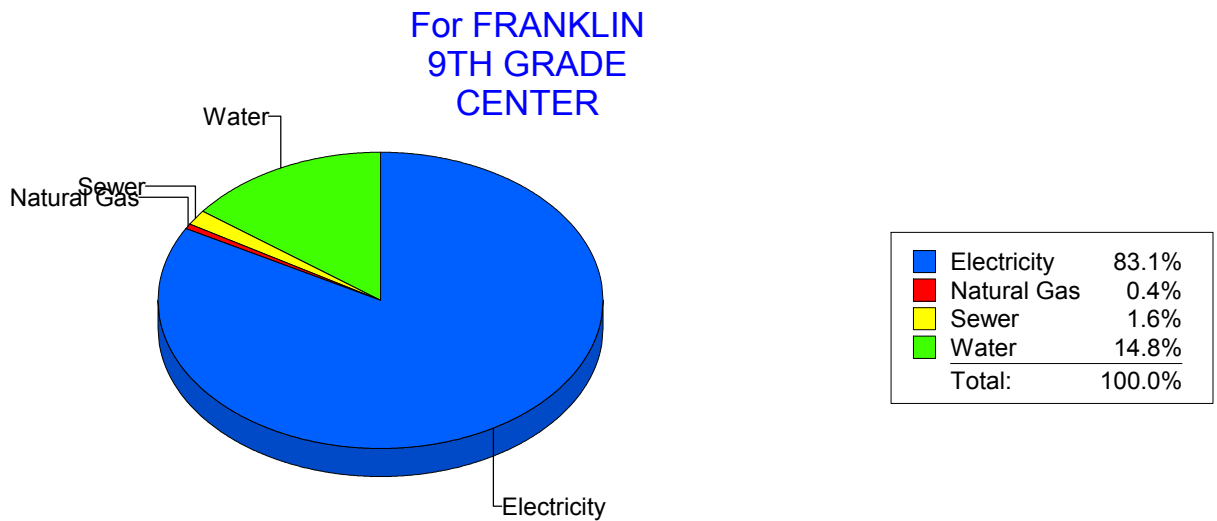
Energy CAP

Cost Avoidance Program

Cost Summary Graph

Grouped by Energy Type

Energy Type	Use	Units	Meter Cost	Special Charges	Total Cost	Avg Unit Cost	% of Total Cost
Site: FRANKLIN9THGRADECENTER - FRANKLIN 9TH GRADE CENTER							
Electricity	145,000	KWH	\$17,524.70	\$0.00	\$17,524.70	0.1209	83.10%
Natural Gas	125	CCF	\$94.61	\$0.00	\$94.61	0.7569	0.45%
Water	2,573	CCF	\$3,129.52	\$0.00	\$3,129.52	1.2163	14.84%
Sewer	100	CCF	\$338.95	\$0.00	\$338.95	3.3895	1.61%
Total Cost:			\$21,087.78	\$0.00	\$21,087.78		



Filters: Cost Center Name Not Equal To DoNotReport; Billing Period Equal To 201110All Meter CodesAll Group Names

elpaso

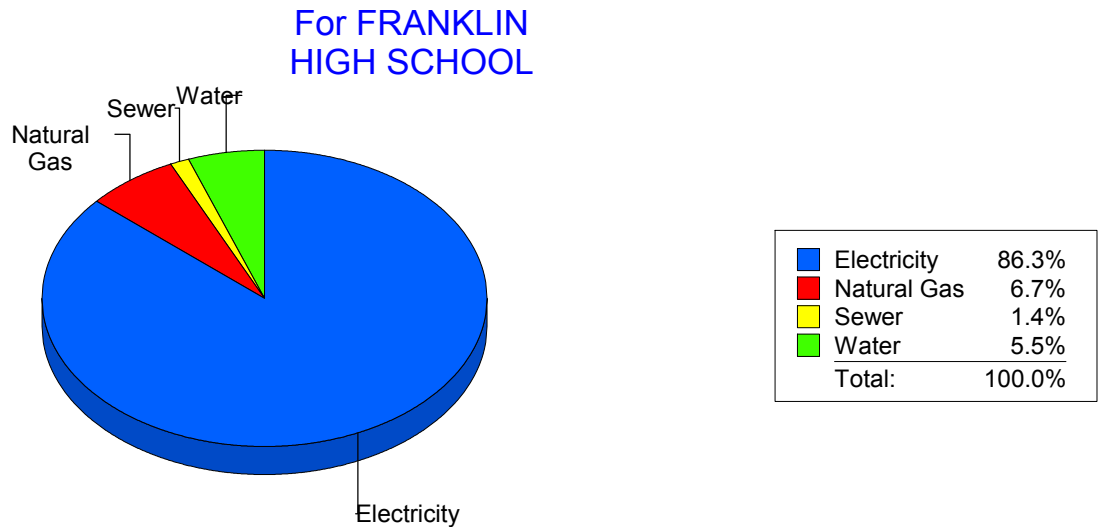
Energy CAP

Cost Avoidance Program

Cost Summary Graph

Grouped by Energy Type

Energy Type	Use	Units	Meter Cost	Special Charges	Total Cost	Avg Unit Cost	% of Total Cost
Site: FRANKLIN HIGH SCHOOL - FRANKLIN HIGH SCHOOL							
Electricity	314,549	KWH	\$36,277.96	\$0.00	\$36,277.96	0.1153	86.28%
Natural Gas	5,233	CCF	\$2,835.58	\$0.00	\$2,835.58	0.5419	6.74%
Water	894	CCF	\$2,331.31	\$0.00	\$2,331.31	2.6077	5.54%
Sewer	307	CCF	\$601.84	\$0.00	\$601.84	1.9604	1.43%
Total Cost:			\$42,046.69	\$0.00	\$42,046.69		



Filters: Cost Center Name Not Equal To DoNotReport; Billing Period Equal To 201110All Meter CodesAll Group Names

el Paso

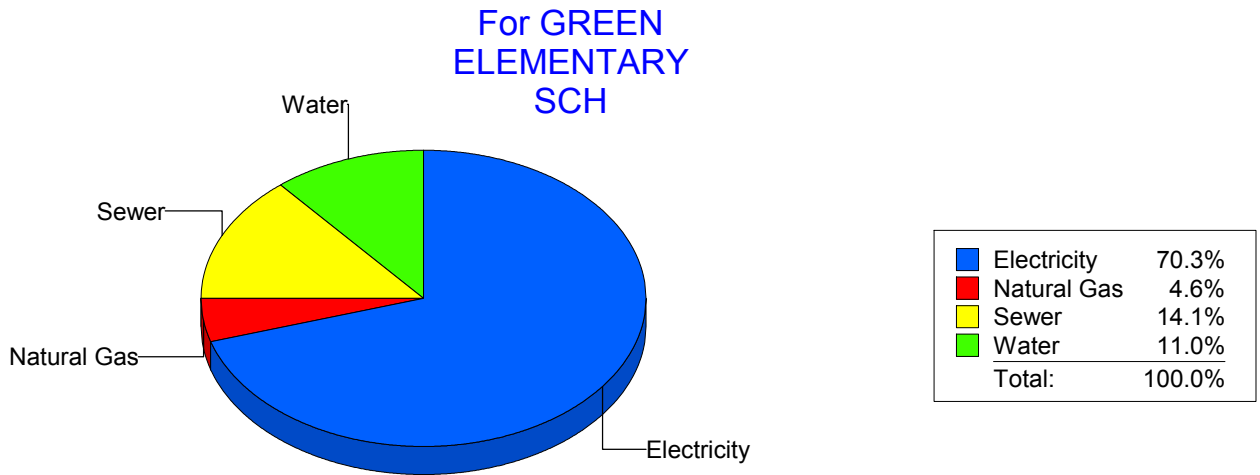
Energy CAP

Cost Avoidance Program

Cost Summary Graph

Grouped by Energy Type

Energy Type	Use	Units	Meter Cost	Special Charges	Total Cost	Avg Unit Cost	% of Total Cost
Site: GREEN ELEMENTARY SCH - GREEN ELEMENTARY SCH							
Electricity	34,800	KWH	\$4,110.21	\$0.00	\$4,110.21	0.1181	70.32%
Natural Gas	379	CCF	\$271.61	\$0.00	\$271.61	0.7166	4.65%
Water	241	CCF	\$641.92	\$0.00	\$641.92	2.6636	10.98%
Sewer	431	CCF	\$821.56	\$0.00	\$821.56	1.9062	14.06%
Total Cost:			\$5,845.30	\$0.00	\$5,845.30		



Filters: Cost Center Name Not Equal To DoNotReport; Billing Period Equal To 201110All Meter CodesAll Group Names

elpaso

Energy CAP

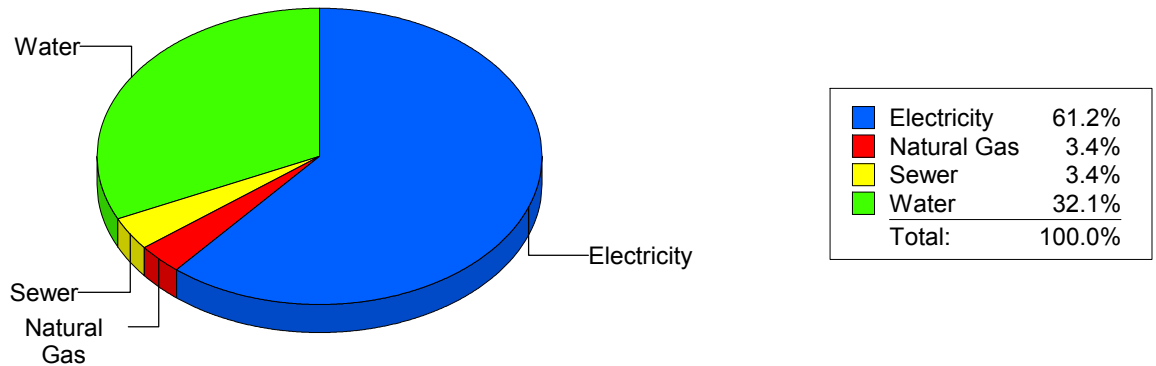
Cost Avoidance Program

Cost Summary Graph

Grouped by Energy Type

Energy Type	Use	Units	Meter Cost	Special Charges	Total Cost	Avg Unit Cost	% of Total Cost
Site: GUILLEN MIDDLE SCHOO - GUILLEN MIDDLE SCHOO							
Electricity	95,573	KWH	\$11,189.10	\$0.00	\$11,189.10	0.1171	61.18%
Natural Gas	1,022	CCF	\$613.15	\$0.00	\$613.15	0.6000	3.35%
Water	1,804	CCF	\$5,866.90	\$0.00	\$5,866.90	3.2522	32.08%
Sewer	331	CCF	\$620.22	\$0.00	\$620.22	1.8738	3.39%
Total Cost:			\$18,289.37	\$0.00	\$18,289.37		

For GUILLEN MIDDLE SCHOO



Filters: Cost Center Name Not Equal To DoNotReport; Billing Period Equal To 201110All Meter CodesAll Group Names

elpaso

Energy CAP

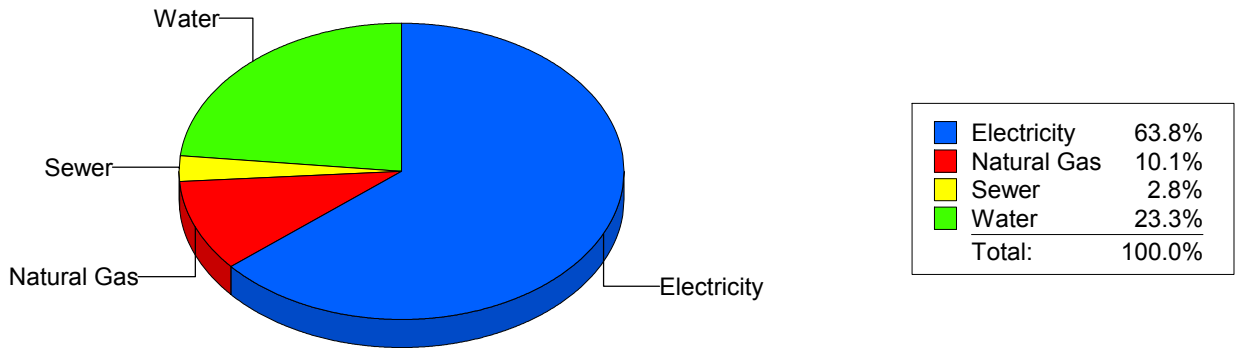
Cost Avoidance Program

Cost Summary Graph

Grouped by Energy Type

Energy Type	Use	Units	Meter Cost	Special Charges	Total Cost	Avg Unit Cost	% of Total Cost
Site: H.E. CHARLES MIDDLE - H.E. CHARLES MIDDLE							
Electricity	96,158	KWH	\$11,731.34	\$0.00	\$11,731.34	0.1220	63.84%
Natural Gas	3,345	CCF	\$1,853.28	\$0.00	\$1,853.28	0.5540	10.09%
Water	1,189	CCF	\$4,281.43	\$0.00	\$4,281.43	3.6009	23.30%
Sewer	235	CCF	\$510.40	\$0.00	\$510.40	2.1719	2.78%
Total Cost:			\$18,376.45	\$0.00	\$18,376.45		

For H.E. CHARLES MIDDLE



Filters: Cost Center Name Not Equal To DoNotReport; Billing Period Equal To 201110All Meter CodesAll Group Names

el paso

Energy CAP

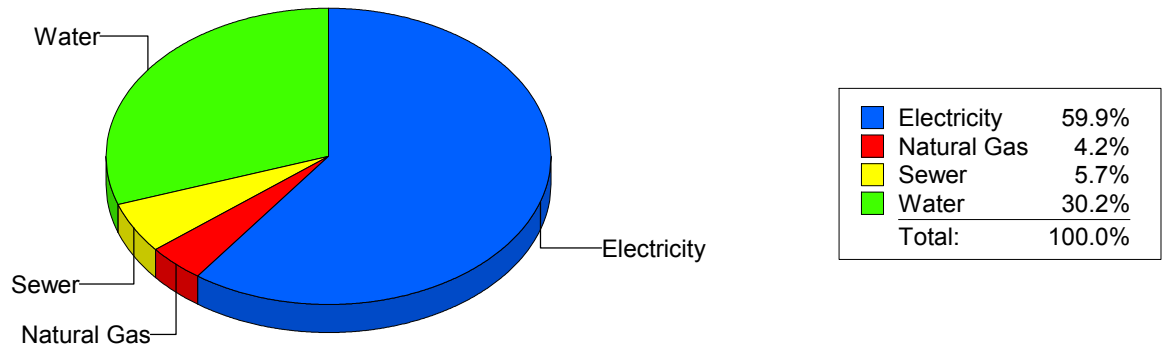
Cost Avoidance Program

Cost Summary Graph

Grouped by Energy Type

Energy Type	Use	Units	Meter Cost	Special Charges	Total Cost	Avg Unit Cost	% of Total Cost
Site: HART ELEMENTARY SCHO - HART ELEMENTARY SCHO							
Electricity	24,869	KWH	\$3,271.99	\$0.00	\$3,271.99	0.1316	59.94%
Natural Gas	368	CCF	\$229.21	\$0.00	\$229.21	0.6229	4.20%
Water	498	CCF	\$1,646.96	\$0.00	\$1,646.96	3.3071	30.17%
Sewer	128	CCF	\$310.28	\$0.00	\$310.28	2.4241	5.68%
Total Cost:			\$5,458.44	\$0.00	\$5,458.44		

For HART
ELEMENTARY
SCHO



Filters: Cost Center Name Not Equal To DoNotReport; Billing Period Equal To 201110All Meter CodesAll Group Names

elpaso

Energy CAP

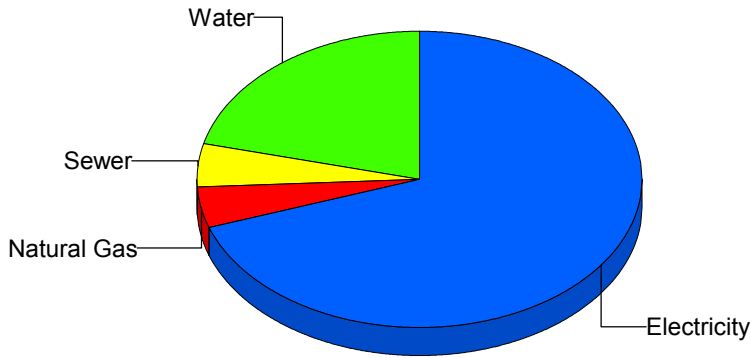
Cost Avoidance Program

Cost Summary Graph

Grouped by Energy Type

Energy Type	Use	Units	Meter Cost	Special Charges	Total Cost	Avg Unit Cost	% of Total Cost
Site: HAWKINS ELEMENTARY S - HAWKINS ELEMENTARY S							
Electricity	25,499	KWH	\$3,106.60	\$0.00	\$3,106.60	0.1218	69.66%
Natural Gas	308	CCF	\$195.97	\$0.00	\$195.97	0.6363	4.39%
Water	268	CCF	\$943.55	\$0.00	\$943.55	3.5207	21.16%
Sewer	70	CCF	\$213.38	\$0.00	\$213.38	3.0483	4.78%
Total Cost:			\$4,459.50	\$0.00	\$4,459.50		

For HAWKINS
ELEMENTARY
S



Filters: Cost Center Name Not Equal To DoNotReport; Billing Period Equal To 201110All Meter CodesAll Group Names

el Paso

Energy CAP

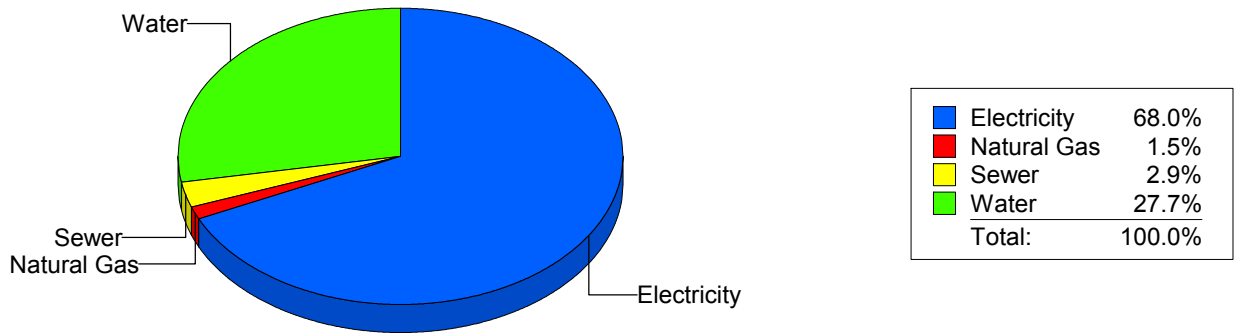
Cost Avoidance Program

Cost Summary Graph

Grouped by Energy Type

Energy Type	Use	Units	Meter Cost	Special Charges	Total Cost	Avg Unit Cost	% of Total Cost
Site: HENDERSON MIDDLE SCH - HENDERSON MIDDLE SCH							
Electricity	62,278	KWH	\$7,661.98	\$0.00	\$7,661.98	0.1230	67.97%
Natural Gas	254	CCF	\$166.06	\$0.00	\$166.06	0.6538	1.47%
Water	1,113	CCF	\$3,123.70	\$0.00	\$3,123.70	2.8066	27.71%
Sewer	204	CCF	\$321.32	\$0.00	\$321.32	1.5751	2.85%
Total Cost:			\$11,273.06	\$0.00	\$11,273.06		

For
HENDERSON
MIDDLE SCH



Filters: Cost Center Name Not Equal To DoNotReport; Billing Period Equal To 201110All Meter CodesAll Group Names

elpaso


Energy CAP

Cost Avoidance Program

Cost Summary Graph

Grouped by Energy Type

Energy Type	Use	Units	Meter Cost	Special Charges	Total Cost	Avg Unit Cost	% of Total Cost
Site: HERCULES COTTAGES - HERCULES COTTAGES							
Electricity	4,069	KWH	\$861.37	\$0.00	\$861.37	0.2117	73.04%
Natural Gas	4	CCF	\$186.84	\$0.00	\$186.84	46.7100	15.84%
Water	29	CCF	\$74.15	\$0.00	\$74.15	2.5569	6.29%
Sewer	21	CCF	\$57.00	\$0.00	\$57.00	2.7143	4.83%
Total Cost:			\$1,179.36	\$0.00	\$1,179.36		



Filters: Cost Center Name Not Equal To DoNotReport; Billing Period Equal To 201110All Meter CodesAll Group Names

el paso

Energy CAP

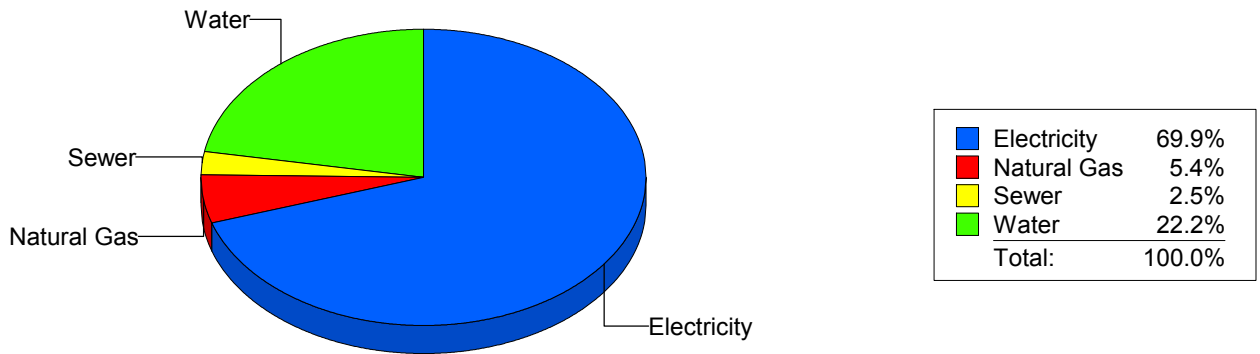
Cost Avoidance Program

Cost Summary Graph

Grouped by Energy Type

Energy Type	Use	Units	Meter Cost	Special Charges	Total Cost	Avg Unit Cost	% of Total Cost
Site: HERRERA - HERRERA ELEMENTARY							
Electricity	56,600	KWH	\$8,894.07	\$0.00	\$8,894.07	0.1571	69.89%
Natural Gas	1,229	CCF	\$691.22	\$0.00	\$691.22	0.5624	5.43%
Water	824	CCF	\$2,821.07	\$0.00	\$2,821.07	3.4236	22.17%
Sewer	84	CCF	\$318.63	\$0.00	\$318.63	3.7932	2.50%
Total Cost:			\$12,724.99	\$0.00	\$12,724.99		

For HERRERA ELEMENTARY



Filters: Cost Center Name Not Equal To DoNotReport; Billing Period Equal To 201110All Meter CodesAll Group Names

elpaso

Energy CAP

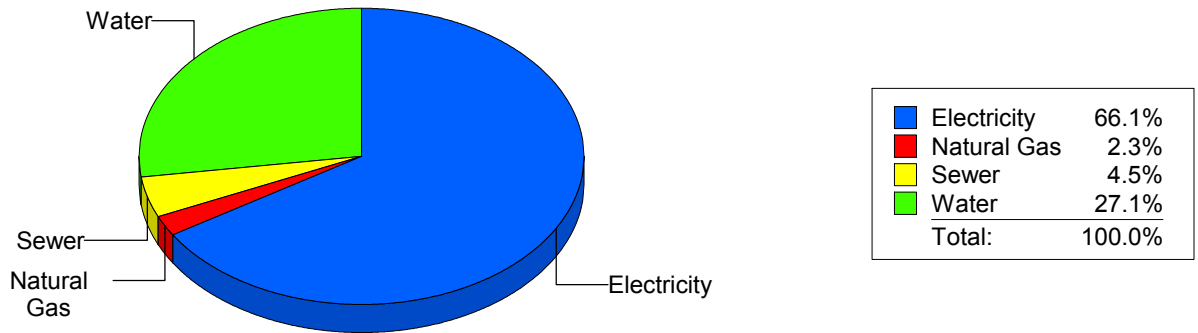
Cost Avoidance Program

Cost Summary Graph

Grouped by Energy Type

Energy Type	Use	Units	Meter Cost	Special Charges	Total Cost	Avg Unit Cost	% of Total Cost
Site: HILLSIDE ELEMENTARY - HILLSIDE ELEMENTARY							
Electricity	33,932	KWH	\$5,023.11	\$0.00	\$5,023.11	0.1480	66.14%
Natural Gas	132	CCF	\$171.66	\$0.00	\$171.66	1.3005	2.26%
Water	550	CCF	\$2,061.12	\$0.00	\$2,061.12	3.7475	27.14%
Sewer	109	CCF	\$338.28	\$0.00	\$338.28	3.1035	4.45%
Total Cost:			\$7,594.17	\$0.00	\$7,594.17		

For HILLSIDE ELEMENTARY



Filters: Cost Center Name Not Equal To DoNotReport; Billing Period Equal To 201110All Meter CodesAll Group Names

elpaso

Energy CAP

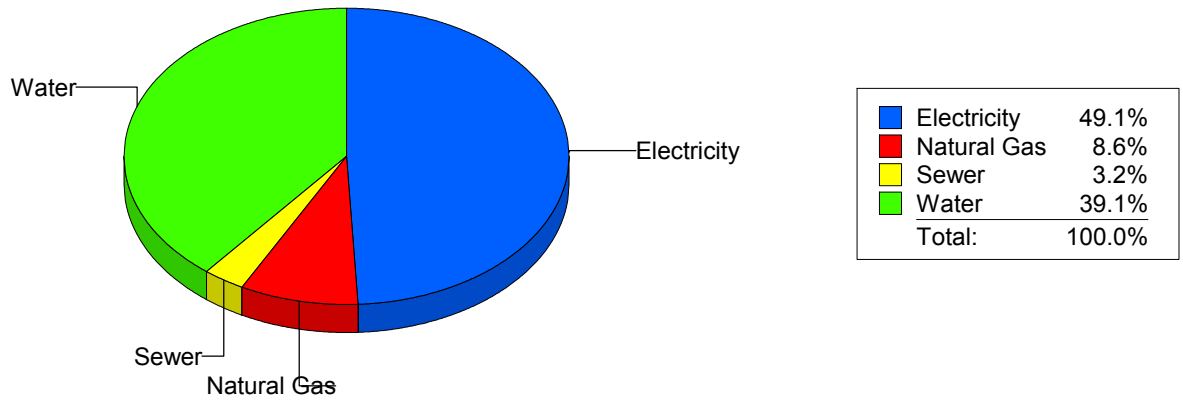
Cost Avoidance Program

Cost Summary Graph

Grouped by Energy Type

Energy Type	Use	Units	Meter Cost	Special Charges	Total Cost	Avg Unit Cost	% of Total Cost
Site: HOUSTON INTERMEDIATE - HOUSTON INTERMEDIATE							
Electricity	30,125	KWH	\$3,694.07	\$0.00	\$3,694.07	0.1226	49.11%
Natural Gas	1,029	CCF	\$649.49	\$0.00	\$649.49	0.6312	8.64%
Water	601	CCF	\$2,940.11	\$0.00	\$2,940.11	4.8920	39.09%
Sewer	22	CCF	\$237.90	\$0.00	\$237.90	10.8136	3.16%
Total Cost:			\$7,521.57	\$0.00	\$7,521.57		

For HOUSTON INTERMEDIATE



Filters: Cost Center Name Not Equal To DoNotReport; Billing Period Equal To 201110All Meter CodesAll Group Names

elpaso

Energy CAP

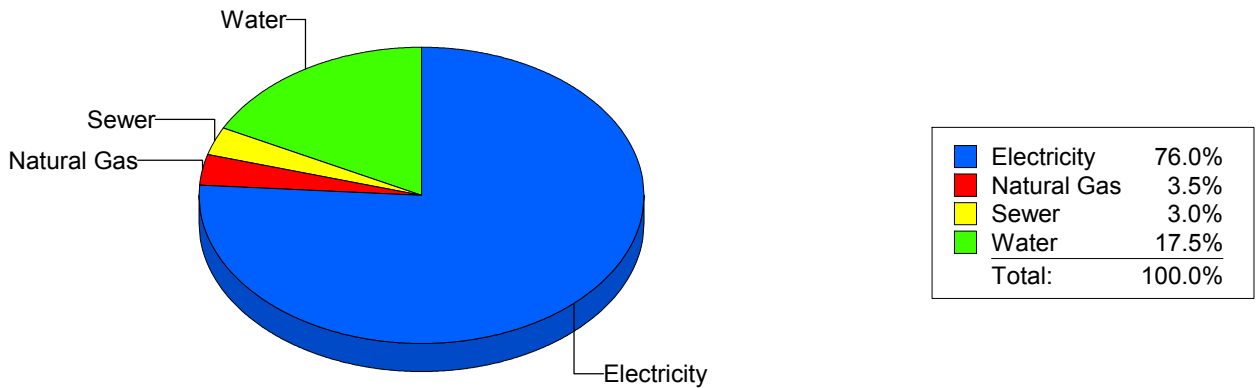
Cost Avoidance Program

Cost Summary Graph

Grouped by Energy Type

Energy Type	Use	Units	Meter Cost	Special Charges	Total Cost	Avg Unit Cost	% of Total Cost
Site: MOYE - HR MOYE							
Electricity	62,520	KWH	\$8,546.26	\$0.00	\$8,546.26	0.1367	76.01%
Natural Gas	664	CCF	\$389.80	\$0.00	\$389.80	0.5870	3.47%
Water	468	CCF	\$1,964.91	\$0.00	\$1,964.91	4.1985	17.48%
Sewer	103	CCF	\$342.76	\$0.00	\$342.76	3.3278	3.05%
Total Cost:			\$11,243.73	\$0.00	\$11,243.73		

For HR MOYE



Filters: Cost Center Name Not Equal To DoNotReport; Billing Period Equal To 201110All Meter CodesAll Group Names

el Paso

Energy CAP

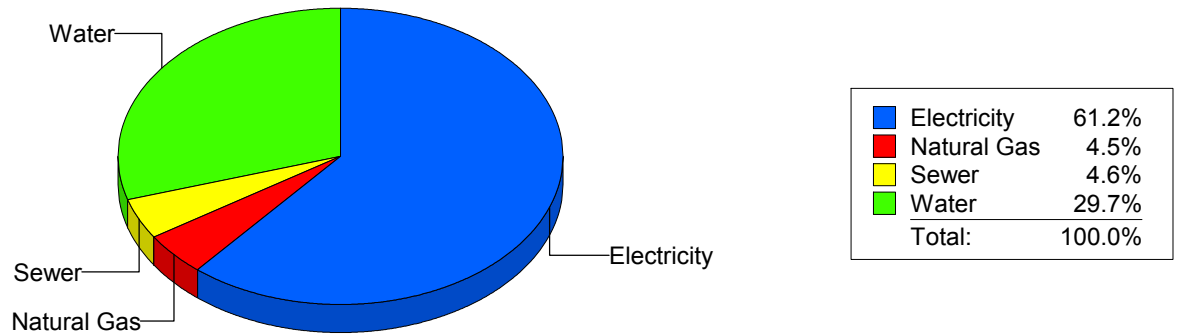
Cost Avoidance Program

Cost Summary Graph

Grouped by Energy Type

Energy Type	Use	Units	Meter Cost	Special Charges	Total Cost	Avg Unit Cost	% of Total Cost
Site: HUGHEY ELEMENTARY SC - HUGHEY ELEMENTARY SC							
Electricity	31,514	KWH	\$4,883.94	\$0.00	\$4,883.94	0.1550	61.20%
Natural Gas	543	CCF	\$362.27	\$0.00	\$362.27	0.6672	4.54%
Water	747	CCF	\$2,368.84	\$0.00	\$2,368.84	3.1711	29.68%
Sewer	190	CCF	\$365.78	\$0.00	\$365.78	1.9252	4.58%
Total Cost:			\$7,980.83	\$0.00	\$7,980.83		

For HUGHEY
ELEMENTARY
SC



Filters: Cost Center Name Not Equal To DoNotReport; Billing Period Equal To 201110All Meter CodesAll Group Names

el Paso

Energy CAP

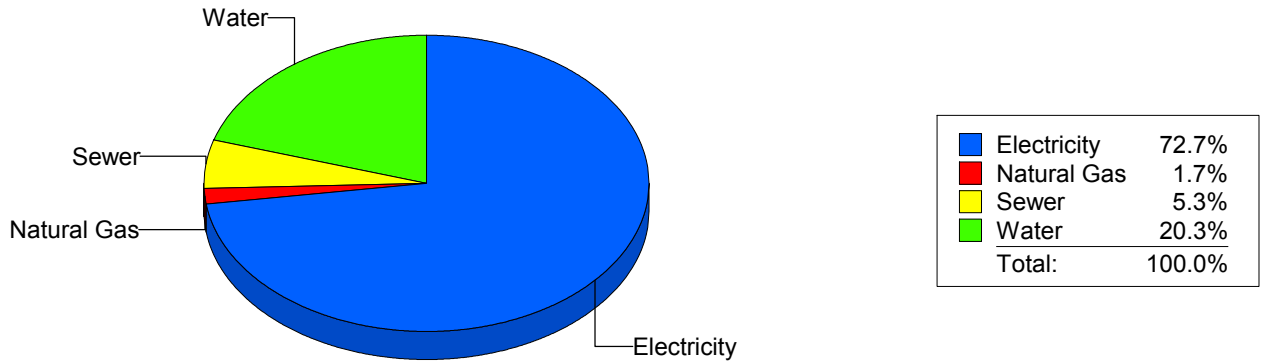
Cost Avoidance Program

Cost Summary Graph

Grouped by Energy Type

Energy Type	Use	Units	Meter Cost	Special Charges	Total Cost	Avg Unit Cost	% of Total Cost
Site: IRVIN HIGH SCHOOL - IRVIN HIGH SCHOOL							
Electricity	127,396	KWH	\$15,660.93	\$0.00	\$15,660.93	0.1229	72.73%
Natural Gas	562	CCF	\$372.41	\$0.00	\$372.41	0.6627	1.73%
Water	1,998	CCF	\$4,363.89	\$0.00	\$4,363.89	2.1841	20.27%
Sewer	786	CCF	\$1,135.83	\$0.00	\$1,135.83	1.4451	5.27%
Total Cost:			\$21,533.06	\$0.00	\$21,533.06		

For IRVIN HIGH SCHOOL



Filters: Cost Center Name Not Equal To DoNotReport; Billing Period Equal To 201110All Meter CodesAll Group Names

elpaso

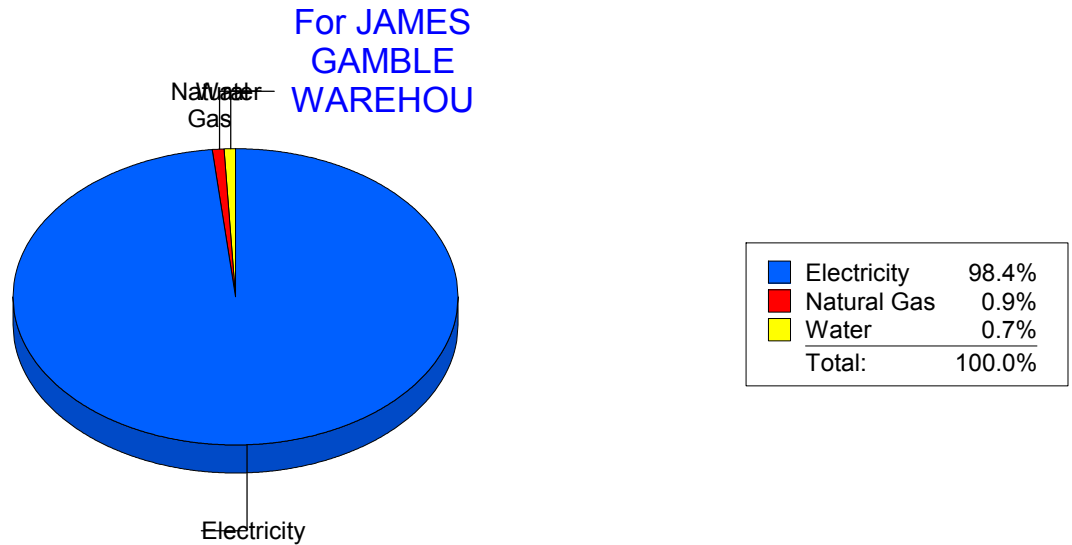
Energy CAP

Cost Avoidance Program

Cost Summary Graph

Grouped by Energy Type

Energy Type	Use	Units	Meter Cost	Special Charges	Total Cost	Avg Unit Cost	% of Total Cost
Site: JAMES GAMBLE WAREHOU - JAMES GAMBLE WAREHOU							
Electricity	32,800	KWH	\$4,888.92	\$0.00	\$4,888.92	0.1491	98.39%
Natural Gas	15	CCF	\$43.58	\$0.00	\$43.58	2.9053	0.88%
Water	0	CCF	\$36.36	\$0.00	\$36.36	0.0000	0.73%
Total Cost:			\$4,968.86	\$0.00	\$4,968.86		



Filters: Cost Center Name Not Equal To DoNotReport; Billing Period Equal To 201110All Meter CodesAll Group Names

el Paso

Energy CAP

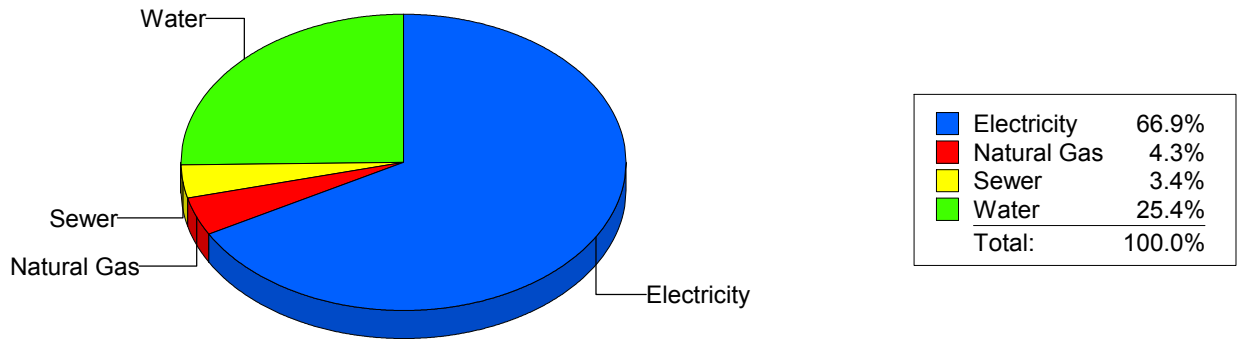
Cost Avoidance Program

Cost Summary Graph

Grouped by Energy Type

Energy Type	Use	Units	Meter Cost	Special Charges	Total Cost	Avg Unit Cost	% of Total Cost
Site: JEFFERSON HIGH SCHOO - JEFFERSON HIGH SCHOO							
Electricity	123,897	KWH	\$15,671.73	\$0.00	\$15,671.73	0.1265	66.87%
Natural Gas	1,467	CCF	\$1,007.66	\$0.00	\$1,007.66	0.6869	4.30%
Water	1,947	CCF	\$5,951.59	\$0.00	\$5,951.59	3.0568	25.39%
Sewer	364	CCF	\$806.83	\$0.00	\$806.83	2.2166	3.44%
Total Cost:			\$23,437.81	\$0.00	\$23,437.81		

For
JEFFERSON
HIGH SCHOOL



Filters: Cost Center Name Not Equal To DoNotReport; Billing Period Equal To 201110All Meter CodesAll Group Names

elpaso

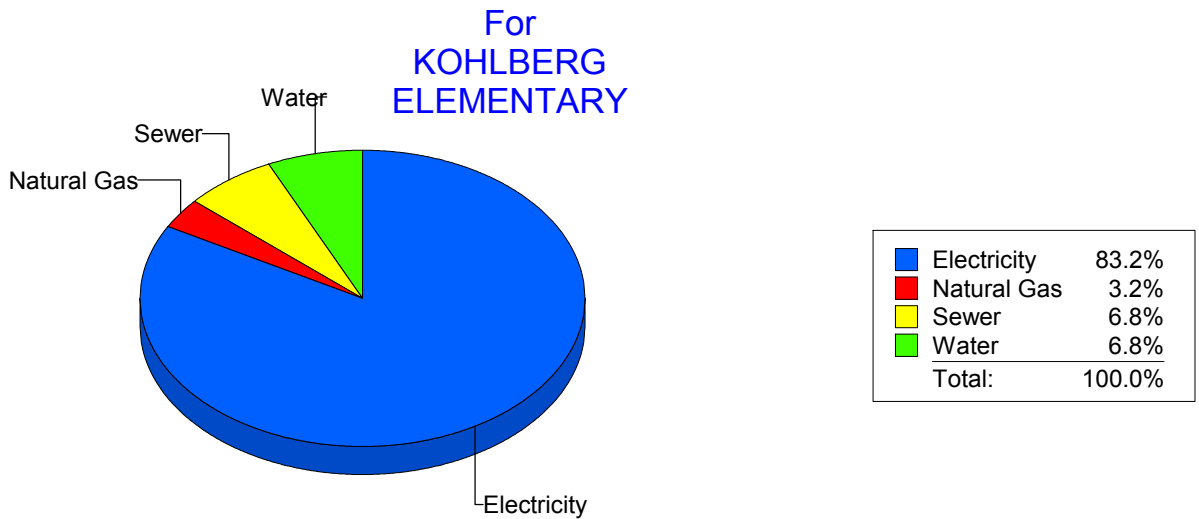
Energy CAP

Cost Avoidance Program

Cost Summary Graph

Grouped by Energy Type

Energy Type	Use	Units	Meter Cost	Special Charges	Total Cost	Avg Unit Cost	% of Total Cost
Site: KOHLBERG ELEMENTARY - KOHLBERG ELEMENTARY							
Electricity	49,240	KWH	\$6,619.75	\$0.00	\$6,619.75	0.1344	83.17%
Natural Gas	341	CCF	\$251.27	\$0.00	\$251.27	0.7369	3.16%
Water	245	CCF	\$544.58	\$0.00	\$544.58	2.2228	6.84%
Sewer	281	CCF	\$543.96	\$0.00	\$543.96	1.9358	6.83%
Total Cost:			\$7,959.56	\$0.00	\$7,959.56		



Filters: Cost Center Name Not Equal To DoNotReport; Billing Period Equal To 201110All Meter CodesAll Group Names

el Paso

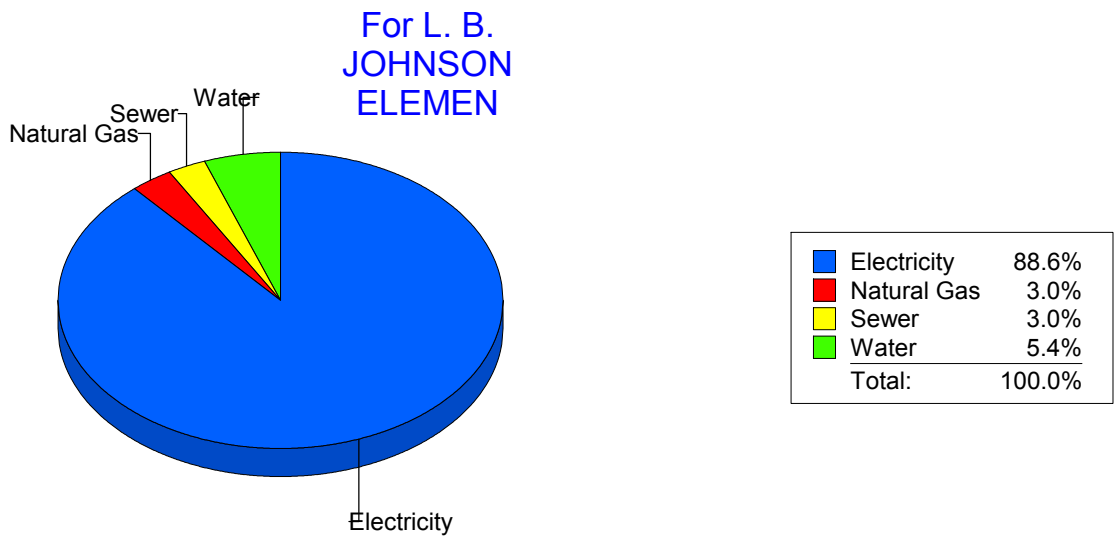
Energy CAP

Cost Avoidance Program

Cost Summary Graph

Grouped by Energy Type

Energy Type	Use	Units	Meter Cost	Special Charges	Total Cost	Avg Unit Cost	% of Total Cost
Site: L. B. JOHNSON ELEMEN - L. B. JOHNSON ELEMEN							
Electricity	69,650	KWH	\$9,062.02	\$0.00	\$9,062.02	0.1301	88.56%
Natural Gas	436	CCF	\$303.88	\$0.00	\$303.88	0.6970	2.97%
Water	350	CCF	\$554.69	\$0.00	\$554.69	1.5848	5.42%
Sewer	137	CCF	\$311.60	\$0.00	\$311.60	2.2745	3.05%
Total Cost:			\$10,232.19	\$0.00	\$10,232.19		



Filters: Cost Center Name Not Equal To DoNotReport; Billing Period Equal To 201110All Meter CodesAll Group Names

elpaso

Energy CAP

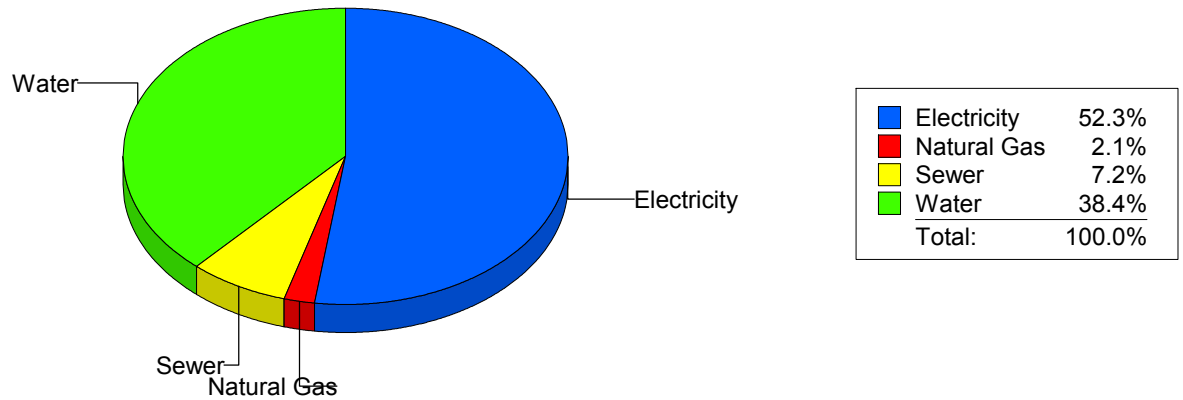
Cost Avoidance Program

Cost Summary Graph

Grouped by Energy Type

Energy Type	Use	Units	Meter Cost	Special Charges	Total Cost	Avg Unit Cost	% of Total Cost
Site: LAMAR ELEMENTARY SCH - LAMAR ELEMENTARY SCH							
Electricity	32,700	KWH	\$4,562.06	\$0.00	\$4,562.06	0.1395	52.26%
Natural Gas	157	CCF	\$186.37	\$0.00	\$186.37	1.1871	2.13%
Water	972	CCF	\$3,353.63	\$0.00	\$3,353.63	3.4502	38.41%
Sewer	229	CCF	\$628.29	\$0.00	\$628.29	2.7436	7.20%
Total Cost:			\$8,730.35	\$0.00	\$8,730.35		

For LAMAR
ELEMENTARY
SCH



Filters: Cost Center Name Not Equal To DoNotReport; Billing Period Equal To 201110All Meter CodesAll Group Names

elpaso

Energy CAP

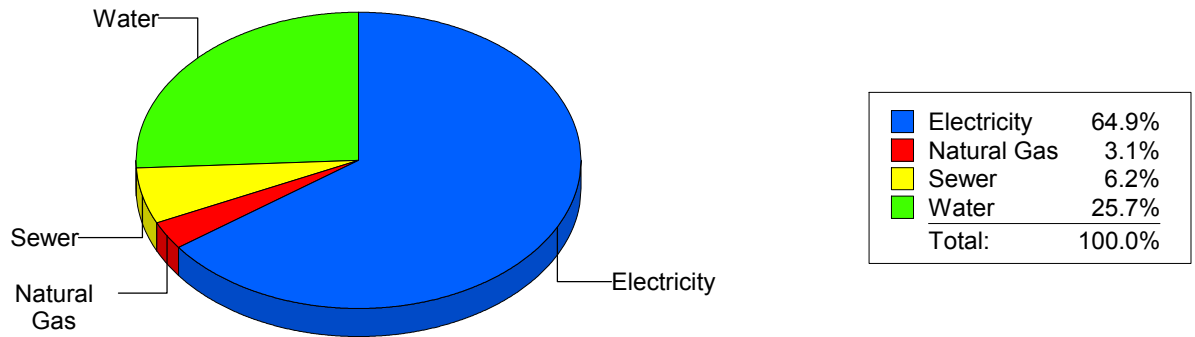
Cost Avoidance Program

Cost Summary Graph

Grouped by Energy Type

Energy Type	Use	Units	Meter Cost	Special Charges	Total Cost	Avg Unit Cost	% of Total Cost
Site: LEE ELEMENTARY - LEE ELEMENTARY							
Electricity	34,762	KWH	\$5,247.01	\$0.00	\$5,247.01	0.1509	64.94%
Natural Gas	311	CCF	\$254.34	\$0.00	\$254.34	0.8178	3.15%
Water	616	CCF	\$2,078.84	\$0.00	\$2,078.84	3.3747	25.73%
Sewer	172	CCF	\$500.09	\$0.00	\$500.09	2.9075	6.19%
Total Cost:			\$8,080.28	\$0.00	\$8,080.28		

For LEE ELEMENTARY



Filters: Cost Center Name Not Equal To DoNotReport; Billing Period Equal To 201110All Meter CodesAll Group Names

elpaso

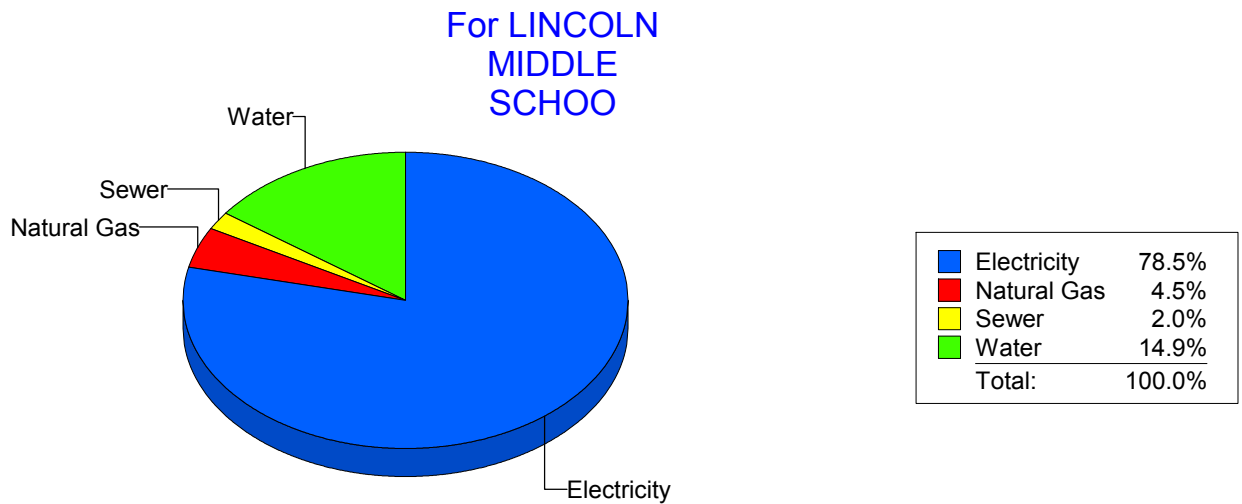
Energy CAP

Cost Avoidance Program

Cost Summary Graph

Grouped by Energy Type

Energy Type	Use	Units	Meter Cost	Special Charges	Total Cost	Avg Unit Cost	% of Total Cost
Site: LINCOLN MIDDLE SCHOOL - LINCOLN MIDDLE SCHOOL							
Electricity	159,450	KWH	\$19,483.47	\$0.00	\$19,483.47	0.1222	78.53%
Natural Gas	2,039	CCF	\$1,123.32	\$0.00	\$1,123.32	0.5509	4.53%
Water	1,169	CCF	\$3,697.91	\$0.00	\$3,697.91	3.1633	14.91%
Sewer	289	CCF	\$504.64	\$0.00	\$504.64	1.7462	2.03%
Total Cost:			\$24,809.34	\$0.00	\$24,809.34		



Filters: Cost Center Name Not Equal To DoNotReport; Billing Period Equal To 201110All Meter CodesAll Group Names

el Paso

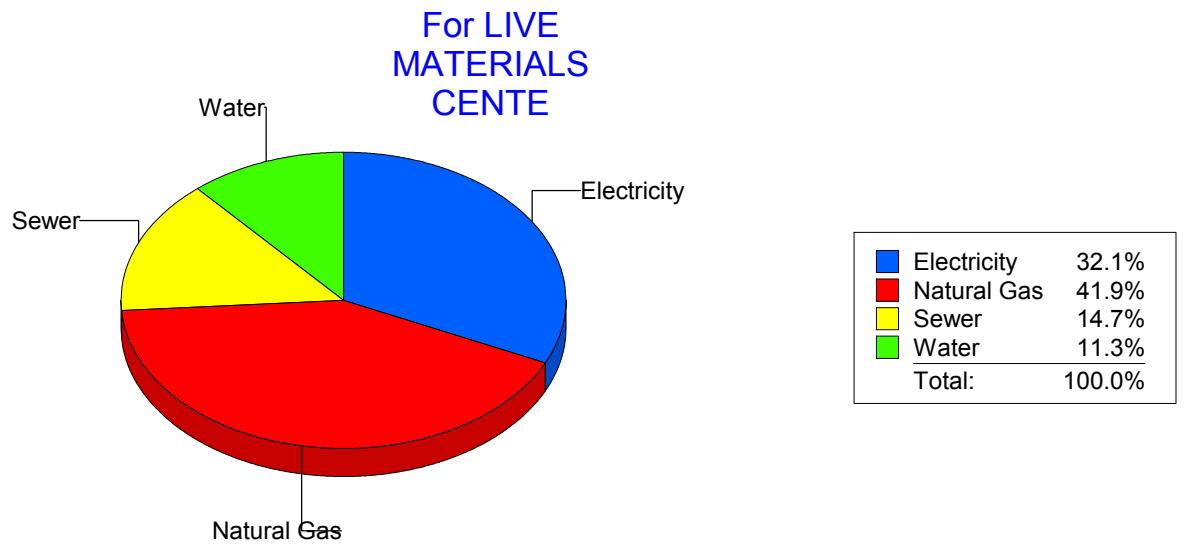
Energy CAP

Cost Avoidance Program

Cost Summary Graph

Grouped by Energy Type

Energy Type	Use	Units	Meter Cost	Special Charges	Total Cost	Avg Unit Cost	% of Total Cost
Site: LIVE MATERIALS CENTE - LIVE MATERIALS CENTE							
Electricity		222 KWH	\$60.71	\$0.00	\$60.71	0.2735	32.08%
Natural Gas		12 CCF	\$79.28	\$0.00	\$79.28	6.6067	41.90%
Water		0 CCF	\$21.40	\$0.00	\$21.40	0.0000	11.31%
Sewer		6 CCF	\$27.84	\$0.00	\$27.84	4.6400	14.71%
Total Cost:			\$189.23	\$0.00	\$189.23		



Filters: Cost Center Name Not Equal To DoNotReport; Billing Period Equal To 201110All Meter CodesAll Group Names

el paso

Energy CAP

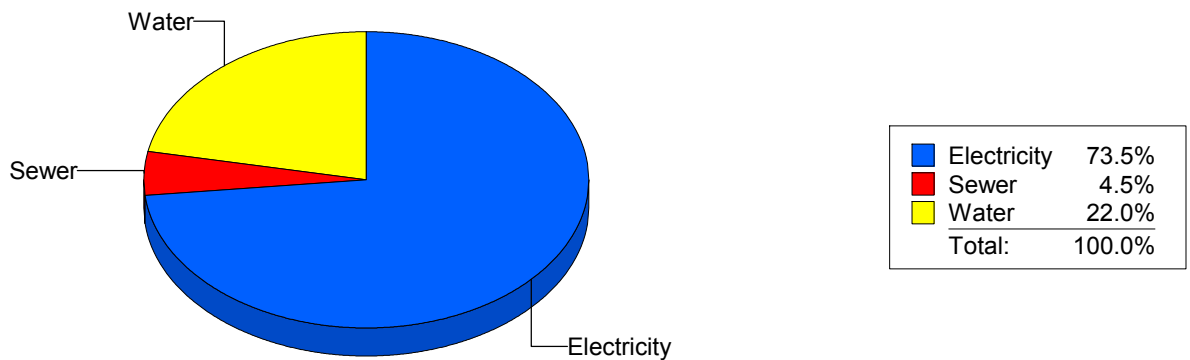
Cost Avoidance Program

Cost Summary Graph

Grouped by Energy Type

Energy Type	Use	Units	Meter Cost	Special Charges	Total Cost	Avg Unit Cost	% of Total Cost
Site: LOGAN ELEMENTARY - LOGAN ELEMENTARY							
Electricity	28,000	KWH	\$3,698.89	\$0.00	\$3,698.89	0.1321	73.46%
Water	410	CCF	\$1,108.93	\$0.00	\$1,108.93	2.7047	22.02%
Sewer	130	CCF	\$227.34	\$0.00	\$227.34	1.7488	4.52%
Total Cost:			\$5,035.16	\$0.00	\$5,035.16		

For LOGAN ELEMENTARY



Filters: Cost Center Name Not Equal To DoNotReport; Billing Period Equal To 201110All Meter CodesAll Group Names

elpaso

Energy CAP

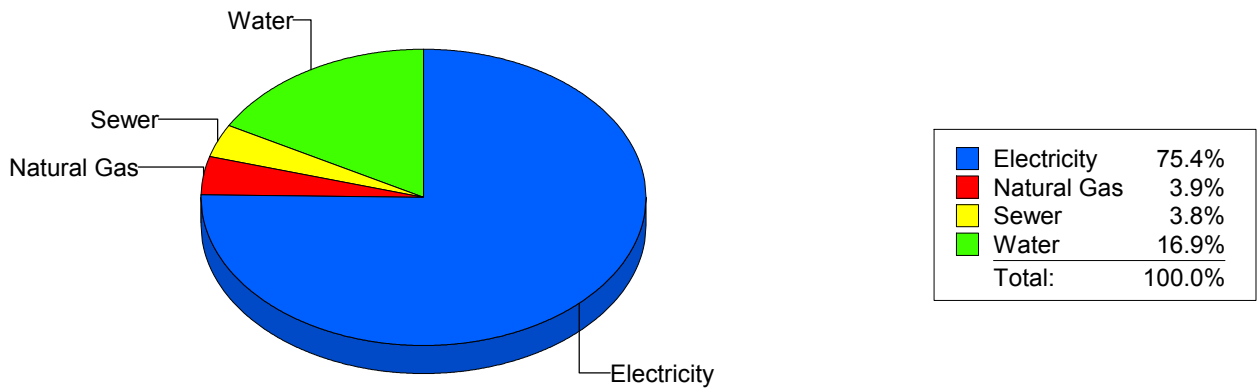
Cost Avoidance Program

Cost Summary Graph

Grouped by Energy Type

Energy Type	Use	Units	Meter Cost	Special Charges	Total Cost	Avg Unit Cost	% of Total Cost
Site: LUNDY - LUNDY							
Electricity	68,000	KWH	\$6,503.85	\$0.00	\$6,503.85	0.0956	75.39%
Natural Gas	519	CCF	\$338.21	\$0.00	\$338.21	0.6517	3.92%
Water	428	CCF	\$1,461.02	\$0.00	\$1,461.02	3.4136	16.94%
Sewer	88	CCF	\$323.71	\$0.00	\$323.71	3.6785	3.75%
Total Cost:			\$8,626.79	\$0.00	\$8,626.79		

For LUNDY



Filters: Cost Center Name Not Equal To DoNotReport; Billing Period Equal To 201110All Meter CodesAll Group Names

elpaso

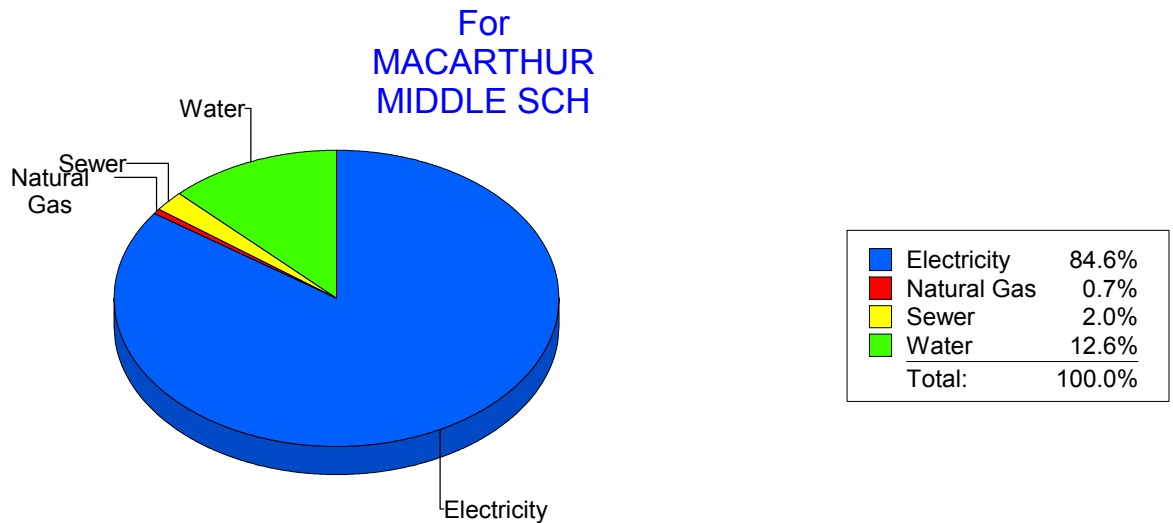
Energy CAP

Cost Avoidance Program

Cost Summary Graph

Grouped by Energy Type

Energy Type	Use	Units	Meter Cost	Special Charges	Total Cost	Avg Unit Cost	% of Total Cost
Site: MACARTHUR MIDDLE SCH - MACARTHUR MIDDLE SCH							
Electricity	93,400	KWH	\$12,229.41	\$0.00	\$12,229.41	0.1309	84.61%
Natural Gas	149	CCF	\$107.90	\$0.00	\$107.90	0.7242	0.75%
Water	596	CCF	\$1,826.17	\$0.00	\$1,826.17	3.0640	12.63%
Sewer	120	CCF	\$290.01	\$0.00	\$290.01	2.4168	2.01%
Total Cost:			\$14,453.49	\$0.00	\$14,453.49		



Filters: Cost Center Name Not Equal To DoNotReport; Billing Period Equal To 201110All Meter CodesAll Group Names

el Paso

Energy CAP

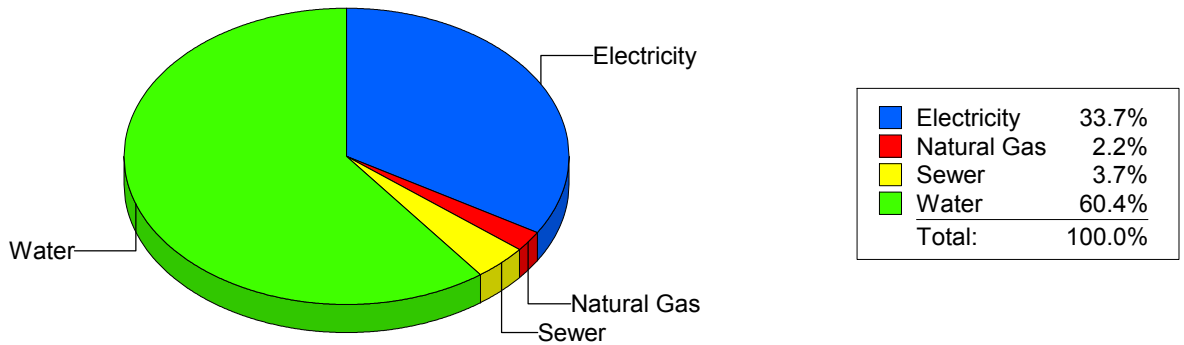
Cost Avoidance Program

Cost Summary Graph

Grouped by Energy Type

Energy Type	Use	Units	Meter Cost	Special Charges	Total Cost	Avg Unit Cost	% of Total Cost
Site: MAGOFFIN MIDDLE SCHO - MAGOFFIN MIDDLE SCHO							
Electricity	20,025	KWH	\$2,690.96	\$0.00	\$2,690.96	0.1344	33.74%
Natural Gas	269	CCF	\$174.56	\$0.00	\$174.56	0.6489	2.19%
Water	1,109	CCF	\$4,818.43	\$0.00	\$4,818.43	4.3448	60.41%
Sewer	63	CCF	\$291.96	\$0.00	\$291.96	4.6343	3.66%
Total Cost:			\$7,975.91	\$0.00	\$7,975.91		

For MAGOFFIN MIDDLE SCHO



Filters: Cost Center Name Not Equal To DoNotReport; Billing Period Equal To 201110All Meter CodesAll Group Names

elpaso

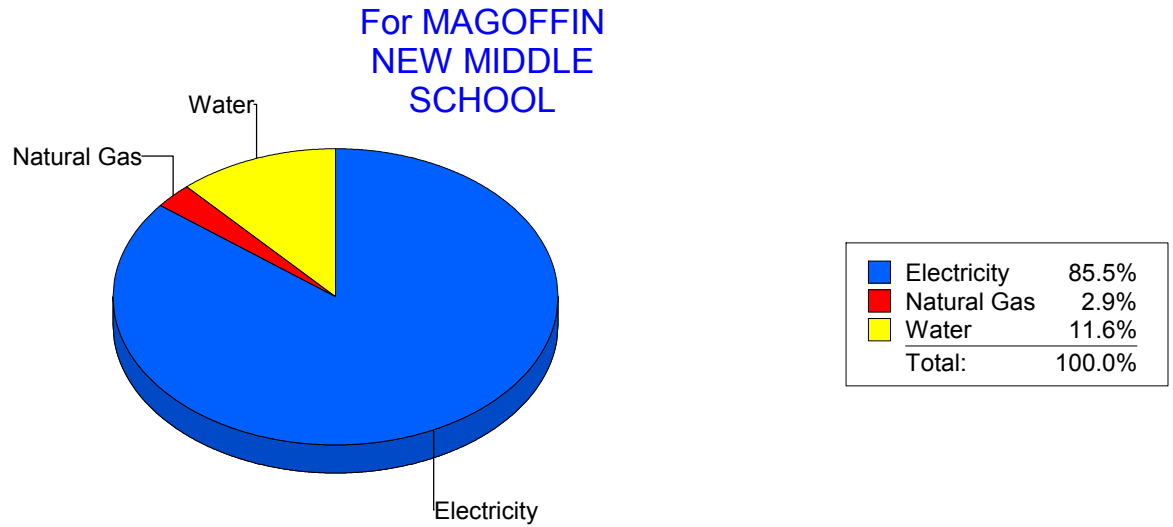
Energy CAP

Cost Avoidance Program

Cost Summary Graph

Grouped by Energy Type

Energy Type	Use	Units	Meter Cost	Special Charges	Total Cost	Avg Unit Cost	% of Total Cost
Site: MAGOFFINMIDDLESCHOOLN047 - MAGOFFIN NEW MIDDLE SCHOOL							
Electricity	124,200	KWH	\$14,746.93	\$0.00	\$14,746.93	0.1187	85.49%
Natural Gas	882	CCF	\$506.10	\$0.00	\$506.10	0.5738	2.93%
Water	524	CCF	\$1,996.91	\$0.00	\$1,996.91	3.8109	11.58%
Total Cost:			\$17,249.94	\$0.00	\$17,249.94		



Filters: Cost Center Name Not Equal To DoNotReport; Billing Period Equal To 201110All Meter CodesAll Group Names

elpaso

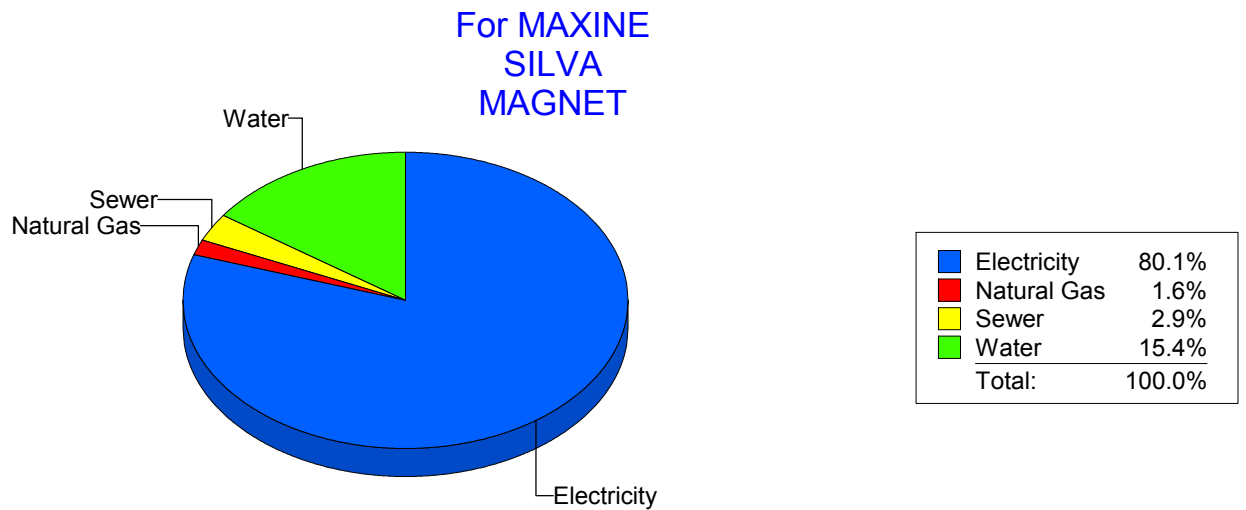
Energy CAP

Cost Avoidance Program

Cost Summary Graph

Grouped by Energy Type

Energy Type	Use	Units	Meter Cost	Special Charges	Total Cost	Avg Unit Cost	% of Total Cost
Site: MAXINE SILVA MAGNET - MAXINE SILVA MAGNET							
Electricity	76,500	KWH	\$9,387.44	\$0.00	\$9,387.44	0.1227	80.14%
Natural Gas	285	CCF	\$183.24	\$0.00	\$183.24	0.6429	1.56%
Water	578	CCF	\$1,805.17	\$0.00	\$1,805.17	3.1231	15.41%
Sewer	158	CCF	\$338.27	\$0.00	\$338.27	2.1409	2.89%
Total Cost:			\$11,714.12	\$0.00	\$11,714.12		



Filters: Cost Center Name Not Equal To DoNotReport; Billing Period Equal To 201110All Meter CodesAll Group Names

elpaso

Energy CAP

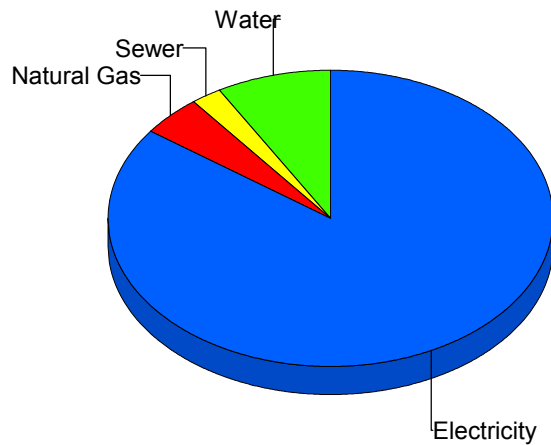
Cost Avoidance Program

Cost Summary Graph

Grouped by Energy Type

Energy Type	Use	Units	Meter Cost	Special Charges	Total Cost	Avg Unit Cost	% of Total Cost
Site: MESITA ELEMENTARY - MESITA ELEMENTARY							
Electricity	91,320	KWH	\$12,101.77	\$0.00	\$12,101.77	0.1325	85.09%
Natural Gas	1,004	CCF	\$604.45	\$0.00	\$604.45	0.6020	4.25%
Water	336	CCF	\$1,181.53	\$0.00	\$1,181.53	3.5165	8.31%
Sewer	97	CCF	\$335.14	\$0.00	\$335.14	3.4551	2.36%
Total Cost:			\$14,222.89	\$0.00	\$14,222.89		

For MESITA ELEMENTARY



Electricity	85.1%
Natural Gas	4.2%
Sewer	2.4%
Water	8.3%
Total:	100.0%

Filters: Cost Center Name Not Equal To DoNotReport; Billing Period Equal To 201110All Meter CodesAll Group Names

elpaso

Energy CAP

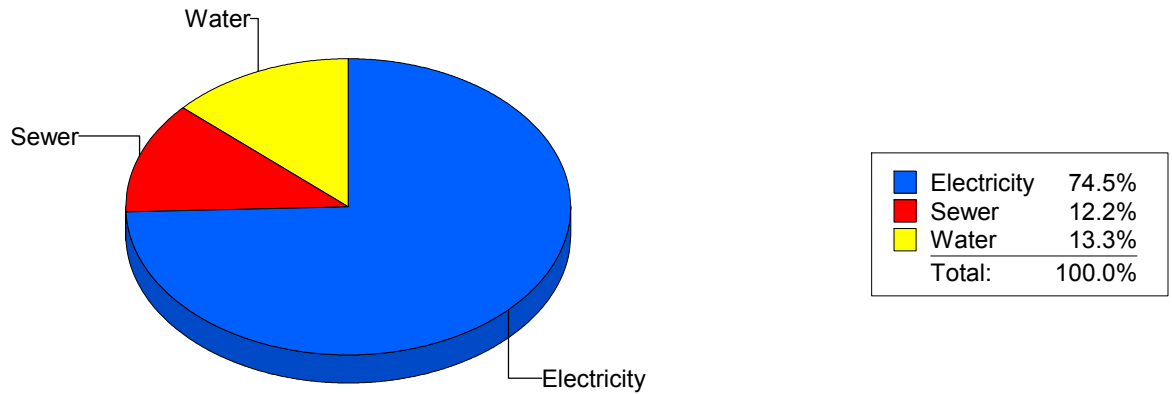
Cost Avoidance Program

Cost Summary Graph

Grouped by Energy Type

Energy Type	Use	Units	Meter Cost	Special Charges	Total Cost	Avg Unit Cost	% of Total Cost
Site: MILAM ELEMENTARY - MILAM ELEMENTARY							
Electricity	19,320	KWH	\$2,388.21	\$0.00	\$2,388.21	0.1236	74.48%
Water	208	CCF	\$426.79	\$0.00	\$426.79	2.0519	13.31%
Sewer	200	CCF	\$391.61	\$0.00	\$391.61	1.9581	12.21%
Total Cost:			\$3,206.61	\$0.00	\$3,206.61		

For MILAM ELEMENTARY



Filters: Cost Center Name Not Equal To DoNotReport; Billing Period Equal To 201110All Meter CodesAll Group Names

elpaso

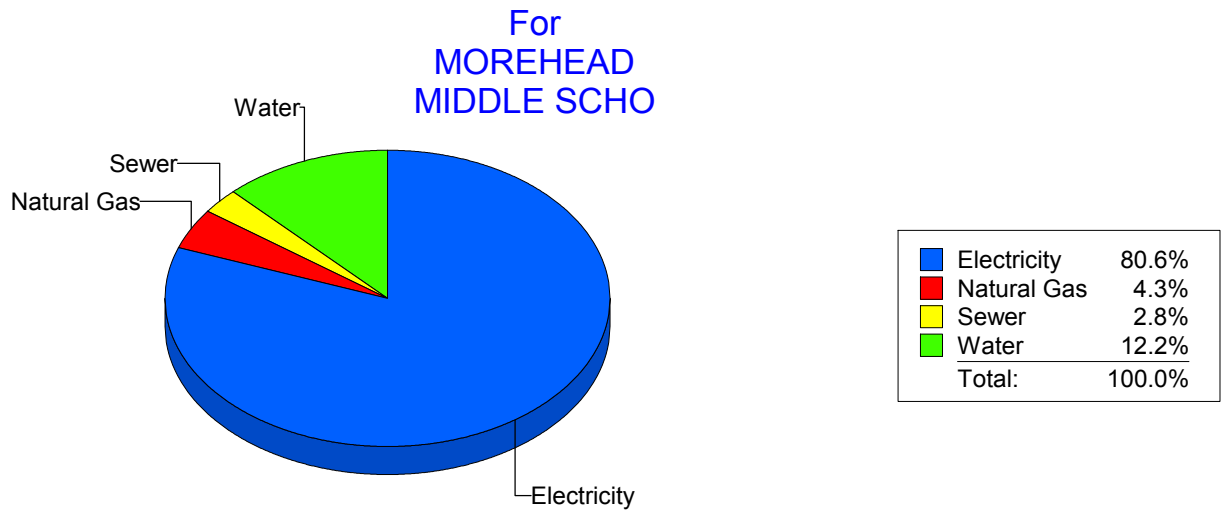
Energy CAP

Cost Avoidance Program

Cost Summary Graph

Grouped by Energy Type

Energy Type	Use	Units	Meter Cost	Special Charges	Total Cost	Avg Unit Cost	% of Total Cost
Site: MOREHEAD MIDDLE SCHO - MOREHEAD MIDDLE SCHO							
Electricity	110,295	KWH	\$13,784.15	\$0.00	\$13,784.15	0.1250	80.63%
Natural Gas	1,320	CCF	\$739.75	\$0.00	\$739.75	0.5604	4.33%
Water	1,379	CCF	\$2,088.38	\$0.00	\$2,088.38	1.5144	12.22%
Sewer	213	CCF	\$482.46	\$0.00	\$482.46	2.2651	2.82%
Total Cost:			\$17,094.74	\$0.00	\$17,094.74		



Filters: Cost Center Name Not Equal To DoNotReport; Billing Period Equal To 201110All Meter CodesAll Group Names

el paso

Energy CAP

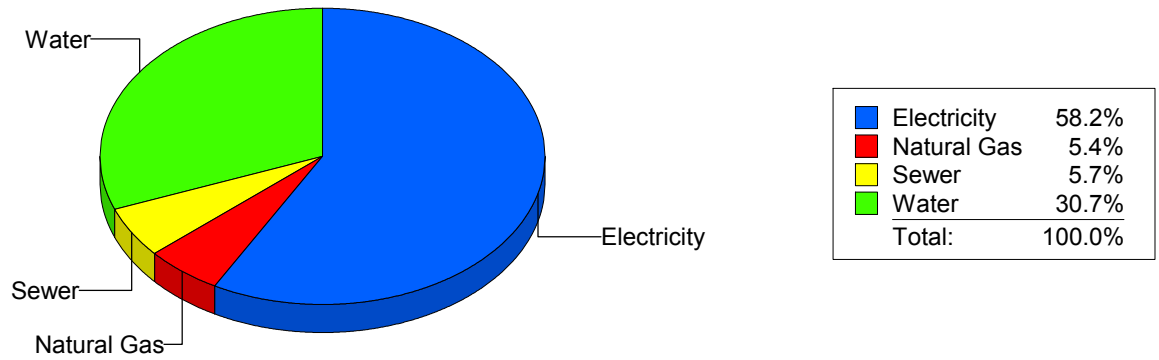
Cost Avoidance Program

Cost Summary Graph

Grouped by Energy Type

Energy Type	Use	Units	Meter Cost	Special Charges	Total Cost	Avg Unit Cost	% of Total Cost
Site: NEWMAN ELEMENTARY - NEWMAN ELEMENTARY							
Electricity	25,922	KWH	\$3,814.06	\$0.00	\$3,814.06	0.1471	58.19%
Natural Gas	458	CCF	\$351.34	\$0.00	\$351.34	0.7671	5.36%
Water	699	CCF	\$2,013.22	\$0.00	\$2,013.22	2.8801	30.72%
Sewer	208	CCF	\$375.88	\$0.00	\$375.88	1.8071	5.73%
Total Cost:			\$6,554.50	\$0.00	\$6,554.50		

For NEWMAN ELEMENTARY



Filters: Cost Center Name Not Equal To DoNotReport; Billing Period Equal To 201110All Meter CodesAll Group Names

elpaso

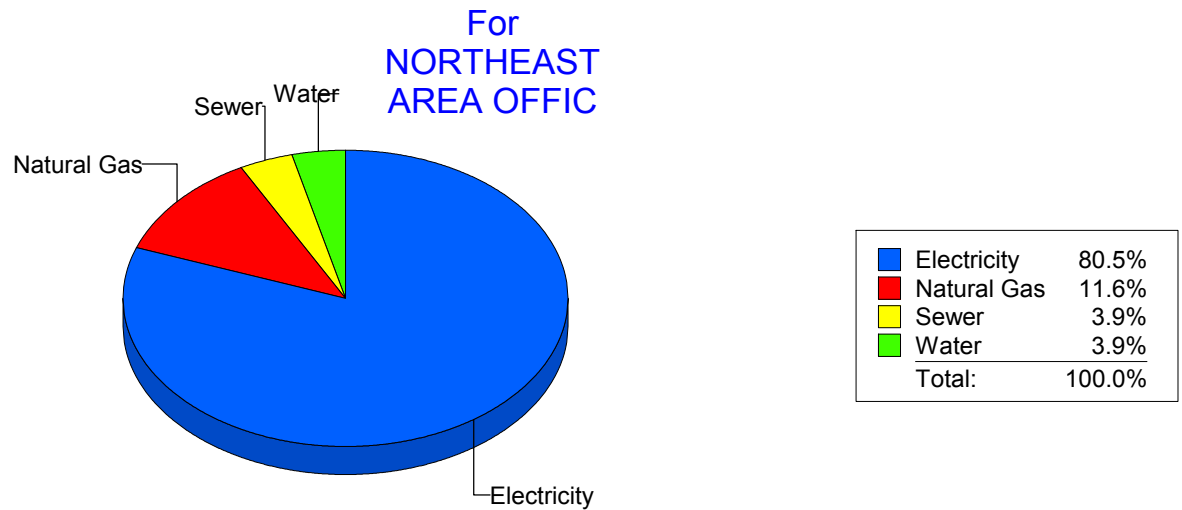
Energy CAP

Cost Avoidance Program

Cost Summary Graph

Grouped by Energy Type

Energy Type	Use	Units	Meter Cost	Special Charges	Total Cost	Avg Unit Cost	% of Total Cost
Site: NORTHEAST AREA OFFIC - NORTHEAST AREA OFFIC							
Electricity	10,080	KWH	\$1,169.66	\$0.00	\$1,169.66	0.1160	80.50%
Natural Gas	48	CCF	\$169.08	\$0.00	\$169.08	3.5225	11.64%
Water	10	CCF	\$57.30	\$0.00	\$57.30	5.7300	3.94%
Sewer	13	CCF	\$56.95	\$0.00	\$56.95	4.3808	3.92%
Total Cost:			\$1,452.99	\$0.00	\$1,452.99		



Filters: Cost Center Name Not Equal To DoNotReport; Billing Period Equal To 201110All Meter CodesAll Group Names

el paso

Energy CAP

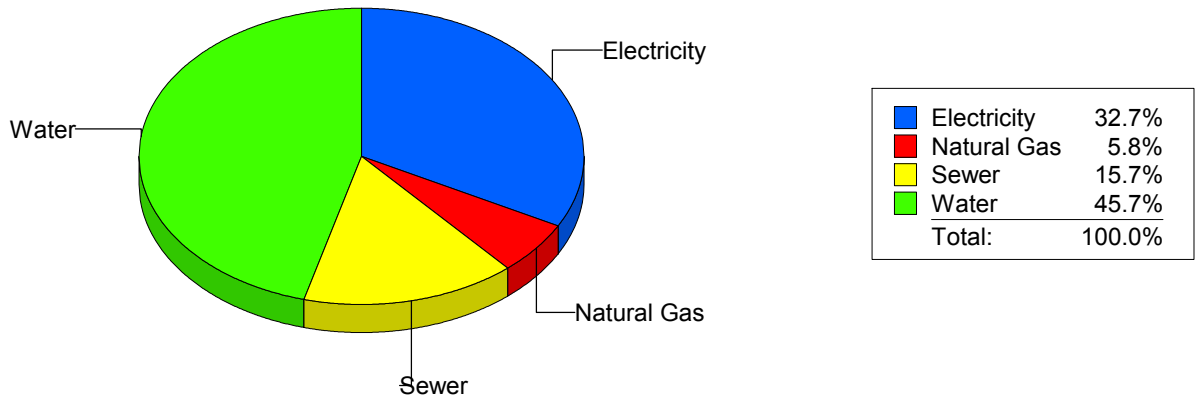
Cost Avoidance Program

Cost Summary Graph

Grouped by Energy Type

Energy Type	Use	Units	Meter Cost	Special Charges	Total Cost	Avg Unit Cost	% of Total Cost
Site: NORTHEAST AREA TRANS - NORTHEAST AREA TRANS							
Electricity	4,764	KWH	\$539.78	\$0.00	\$539.78	0.1133	32.73%
Natural Gas	51	CCF	\$96.36	\$0.00	\$96.36	1.8894	5.84%
Water	171	CCF	\$753.94	\$0.00	\$753.94	4.4090	45.72%
Sewer	37	CCF	\$258.94	\$0.00	\$258.94	6.9984	15.70%
Total Cost:			\$1,649.02	\$0.00	\$1,649.02		

For
NORTHEAST
AREA TRANS



Filters: Cost Center Name Not Equal To DoNotReport; Billing Period Equal To 201110All Meter CodesAll Group Names

el paso

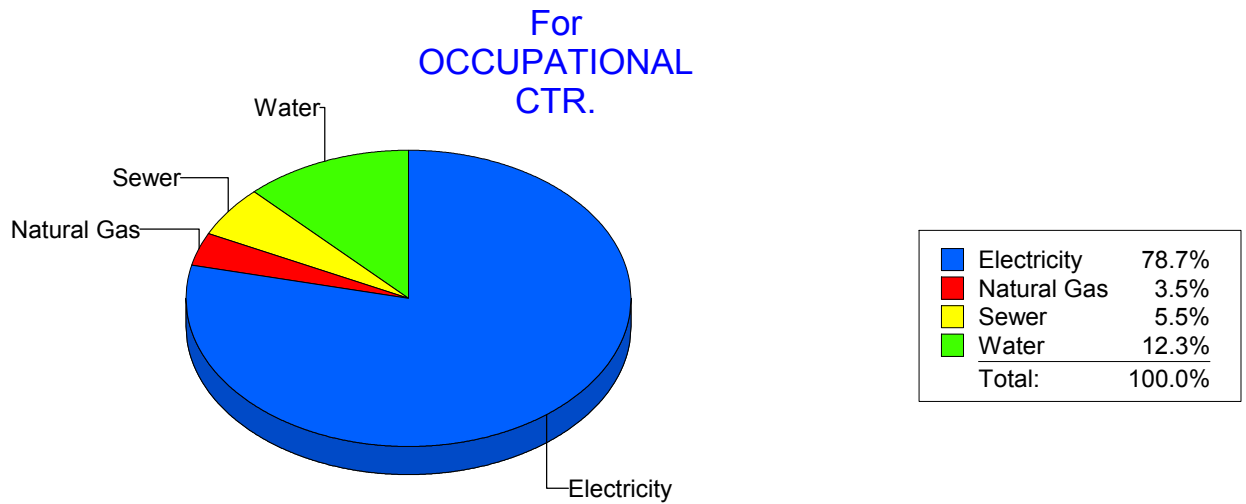
Energy CAP

Cost Avoidance Program

Cost Summary Graph

Grouped by Energy Type

Energy Type	Use	Units	Meter Cost	Special Charges	Total Cost	Avg Unit Cost	% of Total Cost
Site: OCCUPATIONAL CTR. - OCCUPATIONAL CTR.							
Electricity		7,700 KWH	\$1,056.28	\$0.00	\$1,056.28	0.1372	78.73%
Natural Gas		22 CCF	\$46.64	\$0.00	\$46.64	2.1200	3.48%
Water		34 CCF	\$165.14	\$0.00	\$165.14	4.8571	12.31%
Sewer		19 CCF	\$73.61	\$0.00	\$73.61	3.8742	5.49%
Total Cost:			\$1,341.67	\$0.00	\$1,341.67		



Filters: Cost Center Name Not Equal To DoNotReport; Billing Period Equal To 201110All Meter CodesAll Group Names

elpaso

Energy CAP

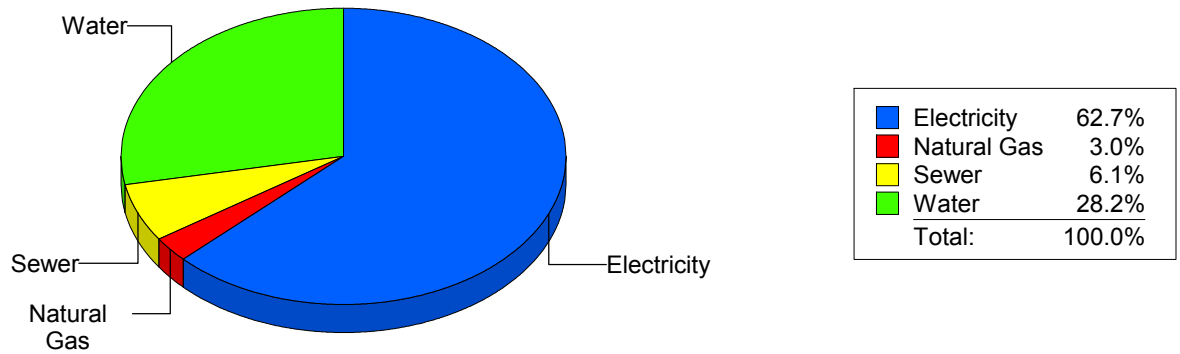
Cost Avoidance Program

Cost Summary Graph

Grouped by Energy Type

Energy Type	Use	Units	Meter Cost	Special Charges	Total Cost	Avg Unit Cost	% of Total Cost
Site: PARK ELEMENTARY - PARK ELEMENTARY							
Electricity	29,690	KWH	\$4,369.13	\$0.00	\$4,369.13	0.1472	62.72%
Natural Gas	194	CCF	\$206.91	\$0.00	\$206.91	1.0665	2.97%
Water	640	CCF	\$1,961.76	\$0.00	\$1,961.76	3.0653	28.16%
Sewer	200	CCF	\$427.96	\$0.00	\$427.96	2.1398	6.14%
Total Cost:			\$6,965.76	\$0.00	\$6,965.76		

For PARK ELEMENTARY



Filters: Cost Center Name Not Equal To DoNotReport; Billing Period Equal To 201110All Meter CodesAll Group Names

elpaso

Energy CAP

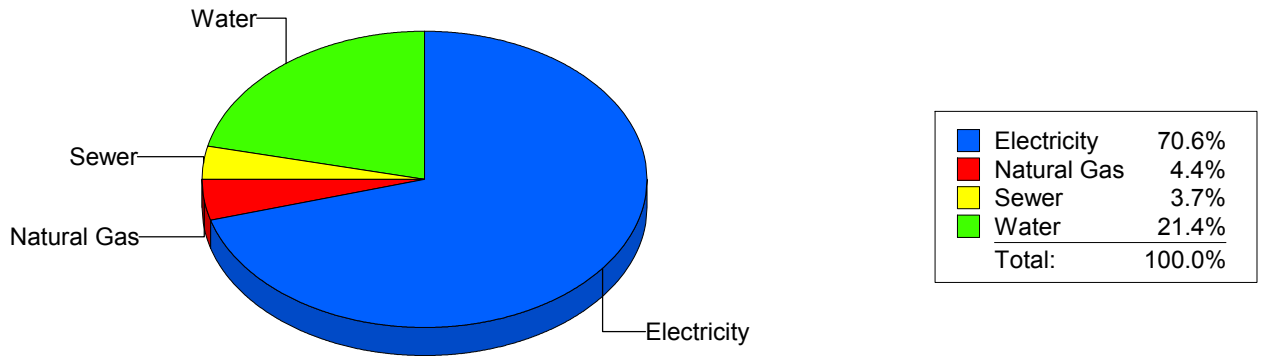
Cost Avoidance Program

Cost Summary Graph

Grouped by Energy Type

Energy Type	Use	Units	Meter Cost	Special Charges	Total Cost	Avg Unit Cost	% of Total Cost
Site: PAUL MORENO - PAUL MORENO							
Electricity	66,900	KWH	\$8,432.85	\$0.00	\$8,432.85	0.1261	70.55%
Natural Gas	842	CCF	\$521.79	\$0.00	\$521.79	0.6197	4.37%
Water	718	CCF	\$2,559.34	\$0.00	\$2,559.34	3.5645	21.41%
Sewer	198	CCF	\$438.55	\$0.00	\$438.55	2.2149	3.67%
Total Cost:			\$11,952.53	\$0.00	\$11,952.53		

For PAUL MORENO



Filters: Cost Center Name Not Equal To DoNotReport; Billing Period Equal To 201110All Meter CodesAll Group Names

elpaso

Energy CAP

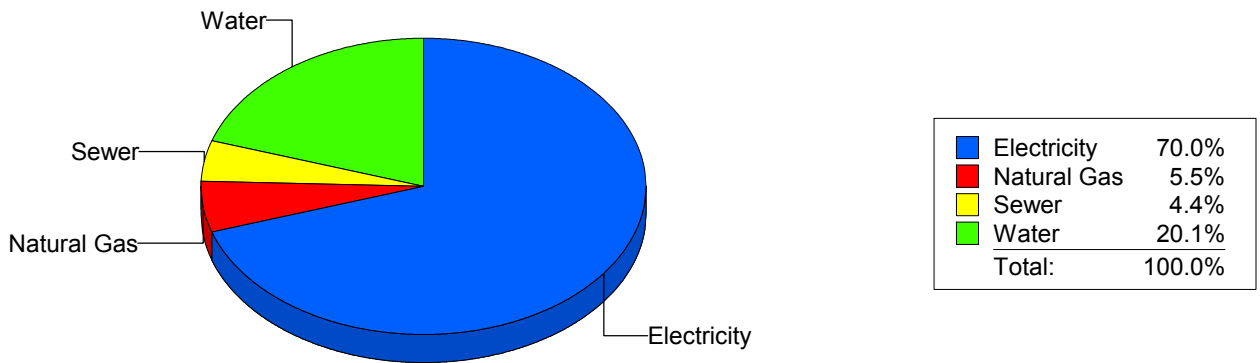
Cost Avoidance Program

Cost Summary Graph

Grouped by Energy Type

Energy Type	Use	Units	Meter Cost	Special Charges	Total Cost	Avg Unit Cost	% of Total Cost
Site: POLK ELEMENTARY - POLK ELEMENTARY							
Electricity	30,890	KWH	\$4,546.53	\$0.00	\$4,546.53	0.1472	70.02%
Natural Gas	532	CCF	\$356.41	\$0.00	\$356.41	0.6699	5.49%
Water	416	CCF	\$1,306.31	\$0.00	\$1,306.31	3.1402	20.12%
Sewer	115	CCF	\$283.66	\$0.00	\$283.66	2.4666	4.37%
Total Cost:			\$6,492.91	\$0.00	\$6,492.91		

For POLK ELEMENTARY



Filters: Cost Center Name Not Equal To DoNotReport; Billing Period Equal To 201110All Meter CodesAll Group Names

elpaso

Energy CAP

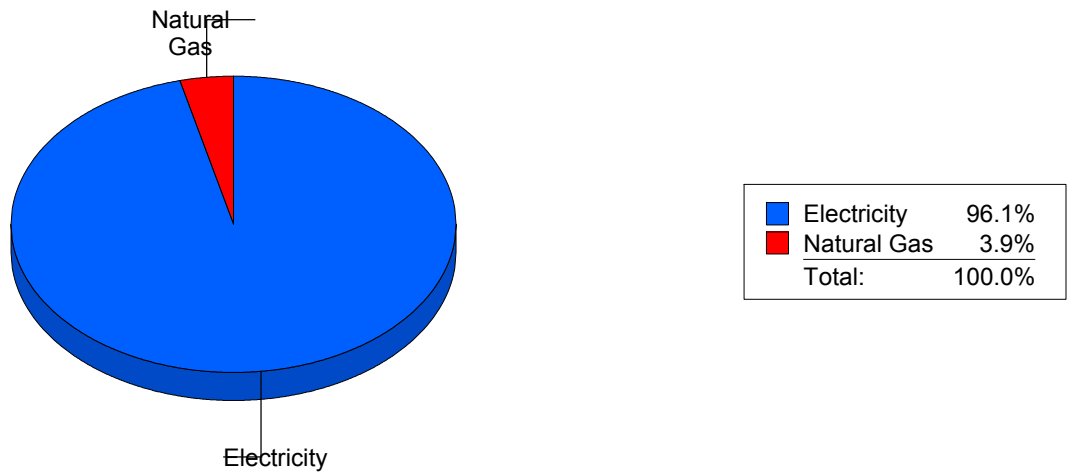
Cost Avoidance Program

Cost Summary Graph

Grouped by Energy Type

Energy Type	Use	Units	Meter Cost	Special Charges	Total Cost	Avg Unit Cost	% of Total Cost
Site: POWELL - POWELL							
Electricity	58,920	KWH	\$9,021.92	\$0.00	\$9,021.92	0.1531	96.10%
Natural Gas	619	CCF	\$365.81	\$0.00	\$365.81	0.5910	3.90%
Total Cost:			\$9,387.73	\$0.00	\$9,387.73		

For POWELL



Filters: Cost Center Name Not Equal To DoNotReport; Billing Period Equal To 201110All Meter CodesAll Group Names

elpaso

Energy CAP

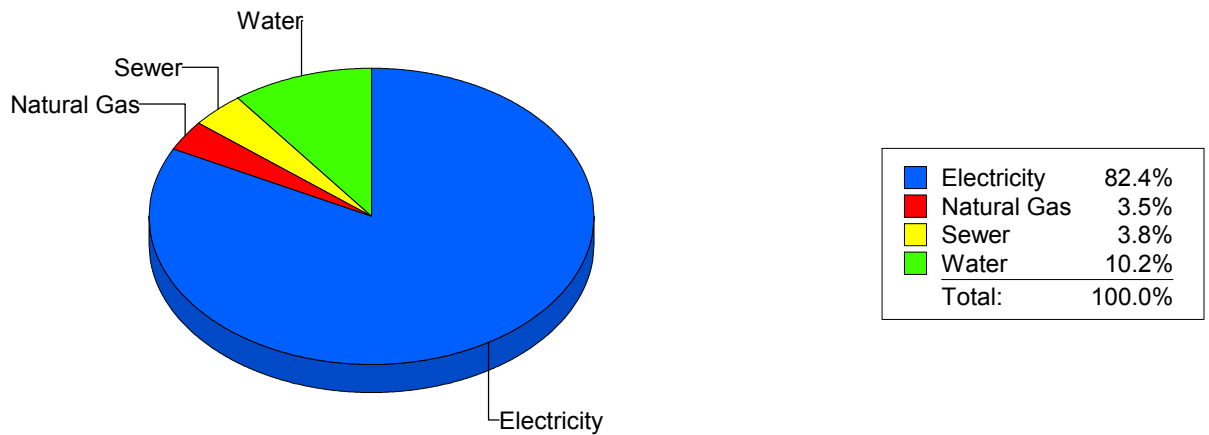
Cost Avoidance Program

Cost Summary Graph

Grouped by Energy Type

Energy Type	Use	Units	Meter Cost	Special Charges	Total Cost	Avg Unit Cost	% of Total Cost
Site: PUTNAM ELEMENTARY - PUTNAM ELEMENTARY							
Electricity	32,218	KWH	\$4,994.25	\$0.00	\$4,994.25	0.1550	82.40%
Natural Gas	275	CCF	\$214.89	\$0.00	\$214.89	0.7814	3.55%
Water	283	CCF	\$619.19	\$0.00	\$619.19	2.1880	10.22%
Sewer	126	CCF	\$232.74	\$0.00	\$232.74	1.8471	3.84%
Total Cost:			\$6,061.07	\$0.00	\$6,061.07		

For PUTNAM ELEMENTARY



Filters: Cost Center Name Not Equal To DoNotReport; Billing Period Equal To 201110All Meter CodesAll Group Names

elpaso

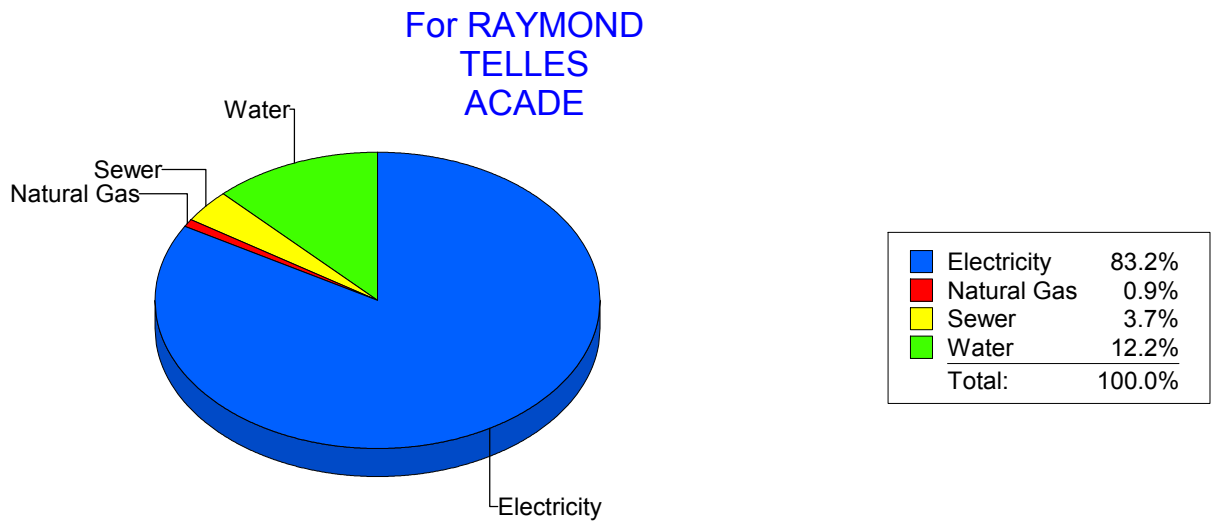
Energy CAP

Cost Avoidance Program

Cost Summary Graph

Grouped by Energy Type

Energy Type	Use	Units	Meter Cost	Special Charges	Total Cost	Avg Unit Cost	% of Total Cost
Site: RAYMOND TELLES ACADE - RAYMOND TELLES ACADE							
Electricity	42,400	KWH	\$5,344.81	\$0.00	\$5,344.81	0.1261	83.20%
Natural Gas	50	CCF	\$58.90	\$0.00	\$58.90	1.1780	0.92%
Water	249	CCF	\$783.74	\$0.00	\$783.74	3.1476	12.20%
Sewer	78	CCF	\$236.67	\$0.00	\$236.67	3.0342	3.68%
Total Cost:			\$6,424.12	\$0.00	\$6,424.12		



Filters: Cost Center Name Not Equal To DoNotReport; Billing Period Equal To 201110All Meter CodesAll Group Names

elpaso

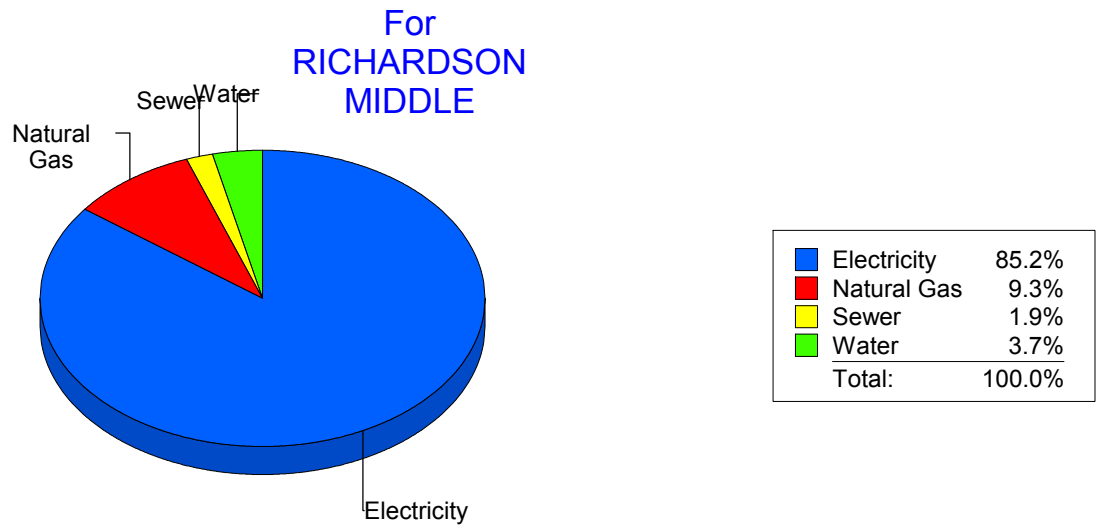
Energy CAP

Cost Avoidance Program

Cost Summary Graph

Grouped by Energy Type

Energy Type	Use	Units	Meter Cost	Special Charges	Total Cost	Avg Unit Cost	% of Total Cost
Site: RICHARDSON MIDDLE - RICHARDSON MIDDLE							
Electricity	97,200	KWH	\$12,549.89	\$0.00	\$12,549.89	0.1291	85.15%
Natural Gas	2,507	CCF	\$1,372.98	\$0.00	\$1,372.98	0.5477	9.32%
Water	165	CCF	\$540.13	\$0.00	\$540.13	3.2735	3.66%
Sewer	108	CCF	\$274.77	\$0.00	\$274.77	2.5442	1.86%
Total Cost:			\$14,737.77	\$0.00	\$14,737.77		



Filters: Cost Center Name Not Equal To DoNotReport; Billing Period Equal To 201110All Meter CodesAll Group Names

elpaso

Energy CAP

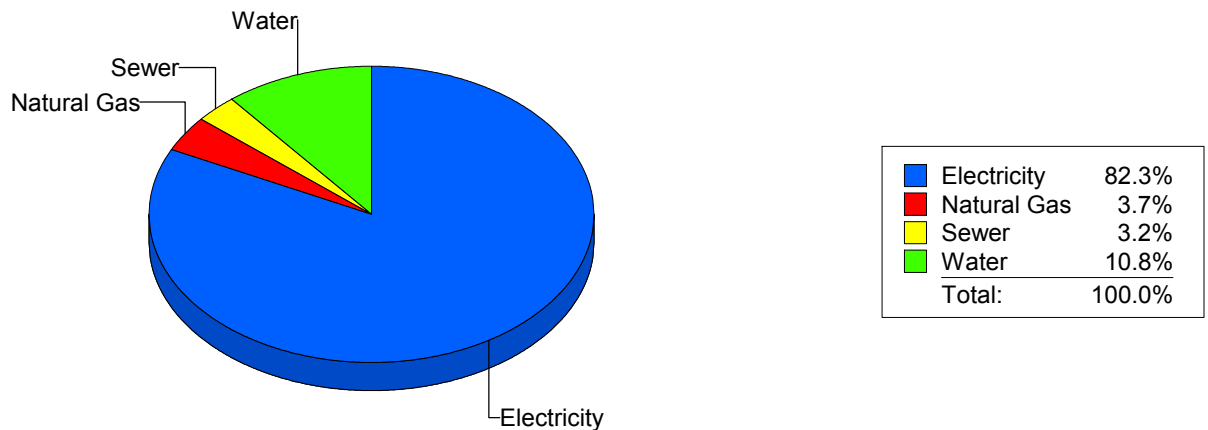
Cost Avoidance Program

Cost Summary Graph

Grouped by Energy Type

Energy Type	Use	Units	Meter Cost	Special Charges	Total Cost	Avg Unit Cost	% of Total Cost
Site: RIVERA ELEMENTARY - RIVERA ELEMENTARY							
Electricity	56,400	KWH	\$7,907.55	\$0.00	\$7,907.55	0.1402	82.34%
Natural Gas	534	CCF	\$355.76	\$0.00	\$355.76	0.6662	3.70%
Water	368	CCF	\$1,035.37	\$0.00	\$1,035.37	2.8135	10.78%
Sewer	132	CCF	\$305.25	\$0.00	\$305.25	2.3125	3.18%
Total Cost:			\$9,603.93	\$0.00	\$9,603.93		

For RIVERA ELEMENTARY



Filters: Cost Center Name Not Equal To DoNotReport; Billing Period Equal To 201110All Meter CodesAll Group Names

elpaso

Energy CAP

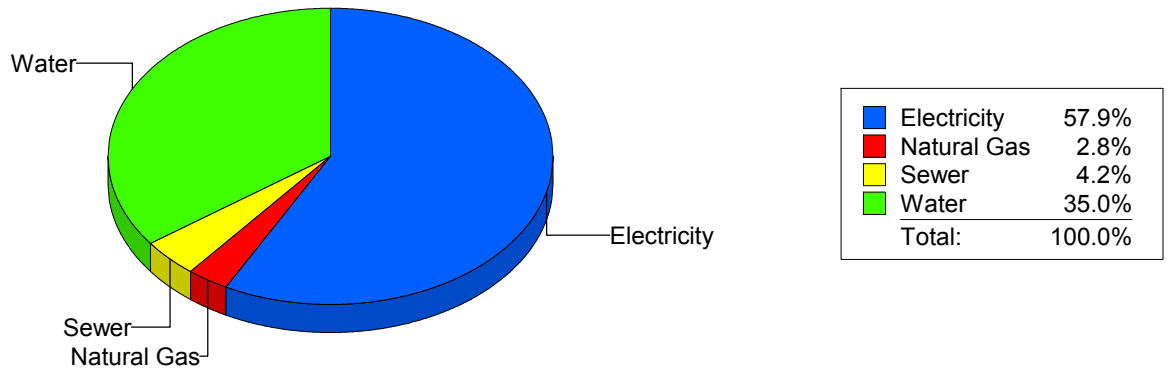
Cost Avoidance Program

Cost Summary Graph

Grouped by Energy Type

Energy Type	Use	Units	Meter Cost	Special Charges	Total Cost	Avg Unit Cost	% of Total Cost
Site: ROBERTS ELEMENTARY - ROBERTS ELEMENTARY							
Electricity	42,124	KWH	\$5,288.65	\$0.00	\$5,288.65	0.1255	57.91%
Natural Gas	355	CCF	\$256.23	\$0.00	\$256.23	0.7218	2.81%
Water	911	CCF	\$3,199.62	\$0.00	\$3,199.62	3.5122	35.04%
Sewer	189	CCF	\$387.75	\$0.00	\$387.75	2.0516	4.25%
Total Cost:			\$9,132.25	\$0.00	\$9,132.25		

For ROBERTS
ELEMENTARY



Filters: Cost Center Name Not Equal To DoNotReport; Billing Period Equal To 201110All Meter CodesAll Group Names

elpaso

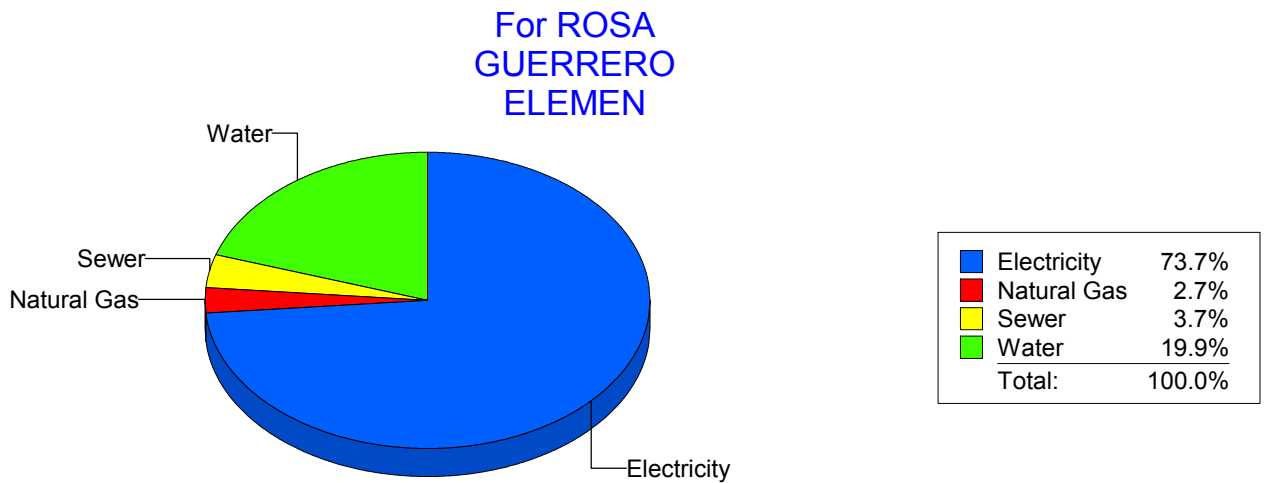
Energy CAP

Cost Avoidance Program

Cost Summary Graph

Grouped by Energy Type

Energy Type	Use	Units	Meter Cost	Special Charges	Total Cost	Avg Unit Cost	% of Total Cost
Site: ROSA GUERRERO ELEMEN - ROSA GUERRERO ELEMEN							
Electricity	44,400	KWH	\$6,612.68	\$0.00	\$6,612.68	0.1489	73.75%
Natural Gas	318	CCF	\$238.53	\$0.00	\$238.53	0.7501	2.66%
Water	887	CCF	\$1,783.68	\$0.00	\$1,783.68	2.0109	19.89%
Sewer	104	CCF	\$331.93	\$0.00	\$331.93	3.1916	3.70%
Total Cost:			\$8,966.82	\$0.00	\$8,966.82		



Filters: Cost Center Name Not Equal To DoNotReport; Billing Period Equal To 201110All Meter CodesAll Group Names

el Paso

Energy CAP

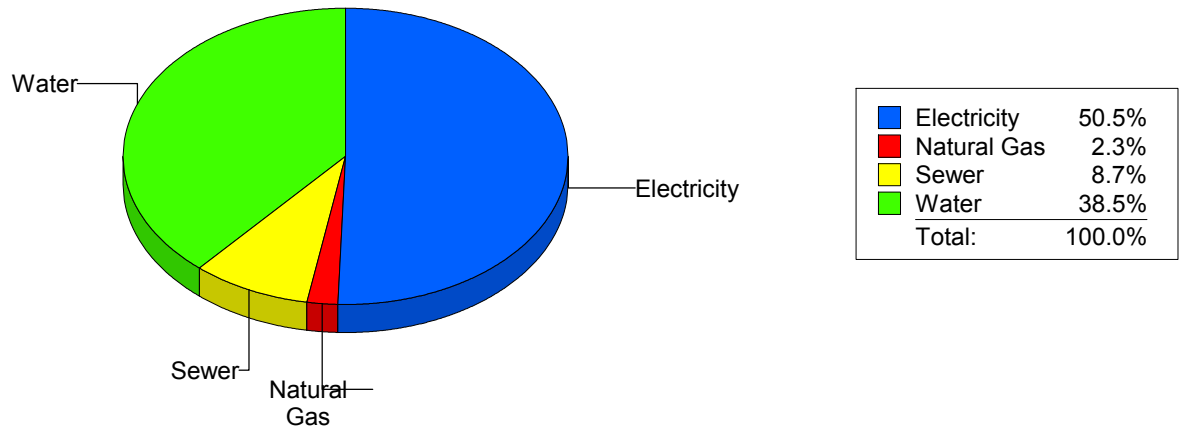
Cost Avoidance Program

Cost Summary Graph

Grouped by Energy Type

Energy Type	Use	Units	Meter Cost	Special Charges	Total Cost	Avg Unit Cost	% of Total Cost
Site: ROSS MIDDLE SCHOOL - ROSS MIDDLE SCHOOL							
Electricity	54,722	KWH	\$7,679.27	\$0.00	\$7,679.27	0.1403	50.55%
Natural Gas	582	CCF	\$346.08	\$0.00	\$346.08	0.5946	2.28%
Water	2,571	CCF	\$5,849.94	\$0.00	\$5,849.94	2.2754	38.51%
Sewer	928	CCF	\$1,316.17	\$0.00	\$1,316.17	1.4183	8.66%
Total Cost:			\$15,191.46	\$0.00	\$15,191.46		

For ROSS
MIDDLE
SCHOOL



Filters: Cost Center Name Not Equal To DoNotReport; Billing Period Equal To 201110All Meter CodesAll Group Names

elpaso

Energy CAP

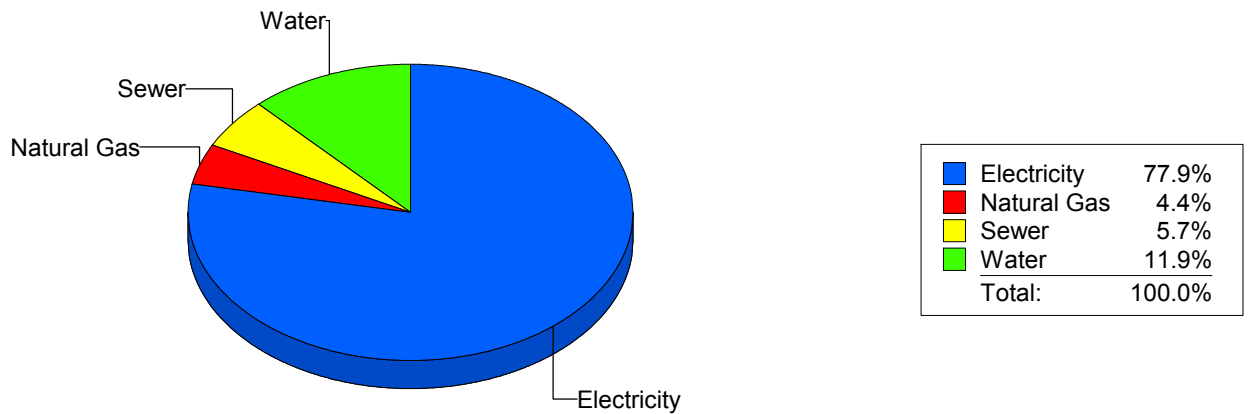
Cost Avoidance Program

Cost Summary Graph

Grouped by Energy Type

Energy Type	Use	Units	Meter Cost	Special Charges	Total Cost	Avg Unit Cost	% of Total Cost
Site: RUSK ELEMENTARY - RUSK ELEMENTARY							
Electricity	28,668	KWH	\$3,971.35	\$0.00	\$3,971.35	0.1385	77.93%
Natural Gas	237	CCF	\$225.91	\$0.00	\$225.91	0.9532	4.43%
Water	259	CCF	\$606.60	\$0.00	\$606.60	2.3421	11.90%
Sewer	124	CCF	\$292.07	\$0.00	\$292.07	2.3554	5.73%
Total Cost:			\$5,095.93	\$0.00	\$5,095.93		

For RUSK ELEMENTARY



Filters: Cost Center Name Not Equal To DoNotReport; Billing Period Equal To 201110All Meter CodesAll Group Names

el paso

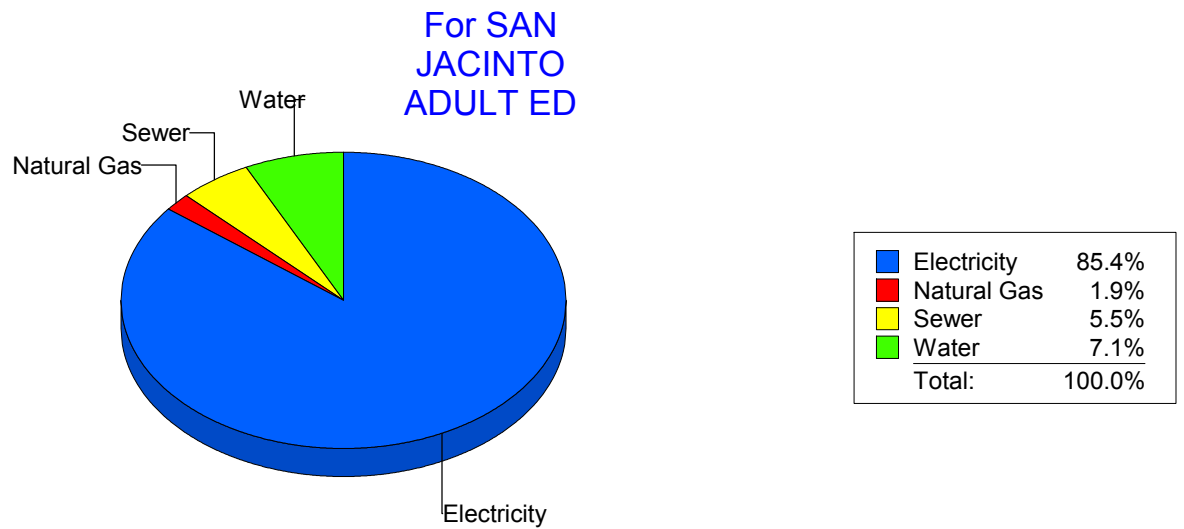
Energy CAP

Cost Avoidance Program

Cost Summary Graph

Grouped by Energy Type

Energy Type	Use	Units	Meter Cost	Special Charges	Total Cost	Avg Unit Cost	% of Total Cost
Site: SAN JACINTO ADULT ED - SAN JACINTO ADULT ED							
Electricity	10,100	KWH	\$1,685.14	\$0.00	\$1,685.14	0.1668	85.44%
Natural Gas	3	CCF	\$38.21	\$0.00	\$38.21	12.7367	1.94%
Water	54	CCF	\$140.93	\$0.00	\$140.93	2.6098	7.15%
Sewer	36	CCF	\$107.96	\$0.00	\$107.96	2.9989	5.47%
Total Cost:			\$1,972.24	\$0.00	\$1,972.24		



Filters: Cost Center Name Not Equal To DoNotReport; Billing Period Equal To 201110All Meter CodesAll Group Names

elpaso

Energy CAP

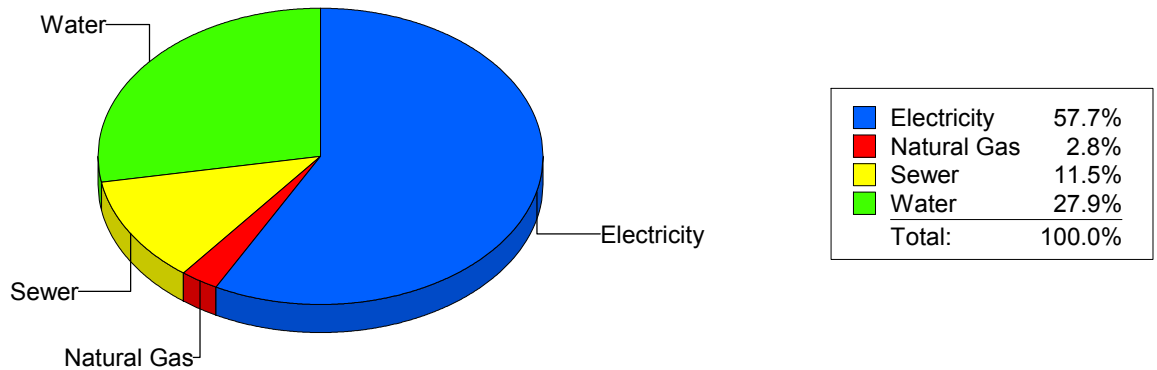
Cost Avoidance Program

Cost Summary Graph

Grouped by Energy Type

Energy Type	Use	Units	Meter Cost	Special Charges	Total Cost	Avg Unit Cost	% of Total Cost
Site: SCHUSTER ELEMENTARY - SCHUSTER ELEMENTARY							
Electricity	16,960	KWH	\$1,974.40	\$0.00	\$1,974.40	0.1164	57.73%
Natural Gas	128	CCF	\$96.28	\$0.00	\$96.28	0.7522	2.81%
Water	513	CCF	\$954.68	\$0.00	\$954.68	1.8610	27.91%
Sewer	262	CCF	\$394.98	\$0.00	\$394.98	1.5076	11.55%
Total Cost:			\$3,420.34	\$0.00	\$3,420.34		

For
SCHUSTER
ELEMENTARY



Filters: Cost Center Name Not Equal To DoNotReport; Billing Period Equal To 201110All Meter CodesAll Group Names

el paso

Energy CAP

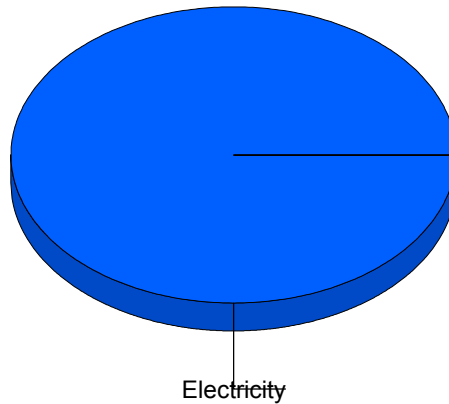
Cost Avoidance Program

Cost Summary Graph

Grouped by Energy Type

Energy Type	Use	Units	Meter Cost	Special Charges	Total Cost	Avg Unit Cost	% of Total Cost
Site: SKYPARK - SKY PARK							
Electricity		594 KWH	\$276.22	\$0.00	\$276.22	0.4650	100.00%
Total Cost:			\$276.22	\$0.00	\$276.22		

For SKY PARK



■ Electricity	100.0%
Total:	100.0%

Filters: Cost Center Name Not Equal To DoNotReport; Billing Period Equal To 201110All Meter CodesAll Group Names

el Paso

Energy CAP

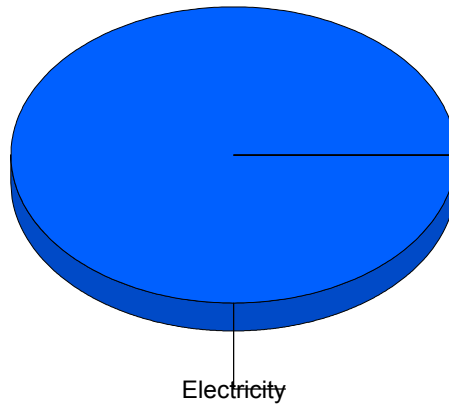
Cost Avoidance Program

Cost Summary Graph

Grouped by Energy Type

Energy Type	Use	Units	Meter Cost	Special Charges	Total Cost	Avg Unit Cost	% of Total Cost
Site: SKYPARKIB1 - SKY PARK I B1							
Electricity		81 KWH	\$18.60	\$0.00	\$18.60	0.2296	100.00%
		Total Cost:	\$18.60	\$0.00	\$18.60		

For SKY PARK
I B1



■ Electricity	100.0%
Total:	100.0%

Filters: Cost Center Name Not Equal To DoNotReport; Billing Period Equal To 201110All Meter CodesAll Group Names

elpaso

Energy CAP

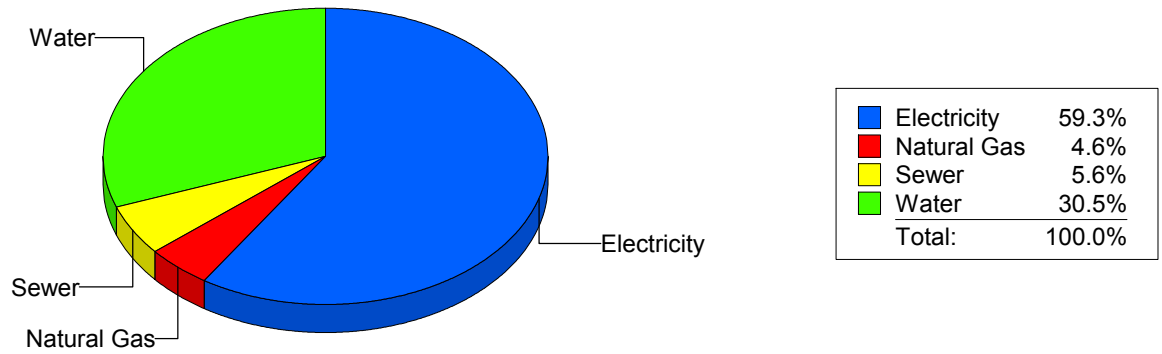
Cost Avoidance Program

Cost Summary Graph

Grouped by Energy Type

Energy Type	Use	Units	Meter Cost	Special Charges	Total Cost	Avg Unit Cost	% of Total Cost
Site: STANTON ELEMENTARY - STANTON ELEMENTARY							
Electricity	27,440	KWH	\$4,028.50	\$0.00	\$4,028.50	0.1468	59.25%
Natural Gas	457	CCF	\$315.48	\$0.00	\$315.48	0.6903	4.64%
Water	725	CCF	\$2,071.25	\$0.00	\$2,071.25	2.8569	30.47%
Sewer	214	CCF	\$383.50	\$0.00	\$383.50	1.7921	5.64%
Total Cost:			\$6,798.73	\$0.00	\$6,798.73		

For STANTON
ELEMENTARY



Filters: Cost Center Name Not Equal To DoNotReport; Billing Period Equal To 201110All Meter CodesAll Group Names

elpaso

Energy CAP

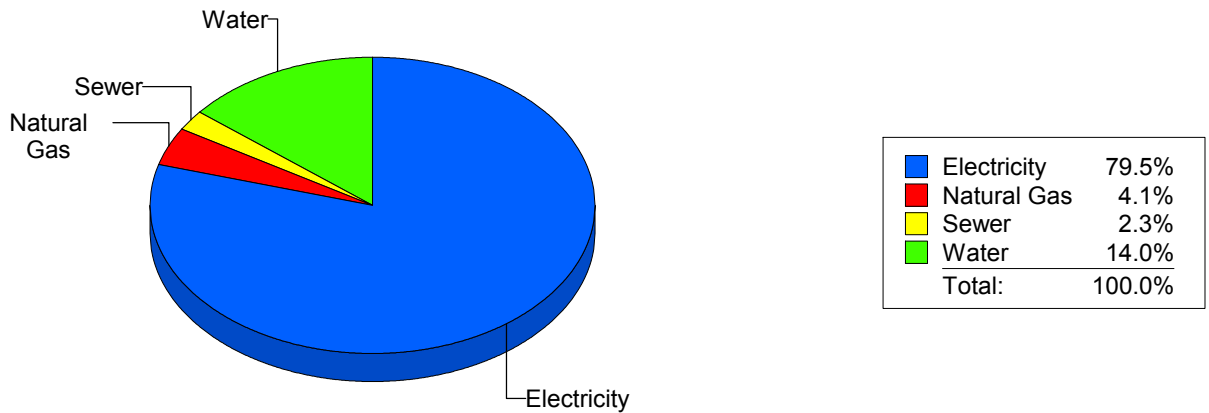
Cost Avoidance Program

Cost Summary Graph

Grouped by Energy Type

Energy Type	Use	Units	Meter Cost	Special Charges	Total Cost	Avg Unit Cost	% of Total Cost
Site: SUNSET HIGH - SUNSET HIGH							
Electricity	17,520	KWH	\$2,335.79	\$0.00	\$2,335.79	0.1333	79.51%
Natural Gas	172	CCF	\$120.57	\$0.00	\$120.57	0.7010	4.10%
Water	80	CCF	\$412.63	\$0.00	\$412.63	5.1579	14.05%
Sewer	5	CCF	\$68.59	\$0.00	\$68.59	13.7180	2.33%
Total Cost:			\$2,937.58	\$0.00	\$2,937.58		

For SUNSET HIGH



Filters: Cost Center Name Not Equal To DoNotReport; Billing Period Equal To 201110All Meter CodesAll Group Names

elpaso

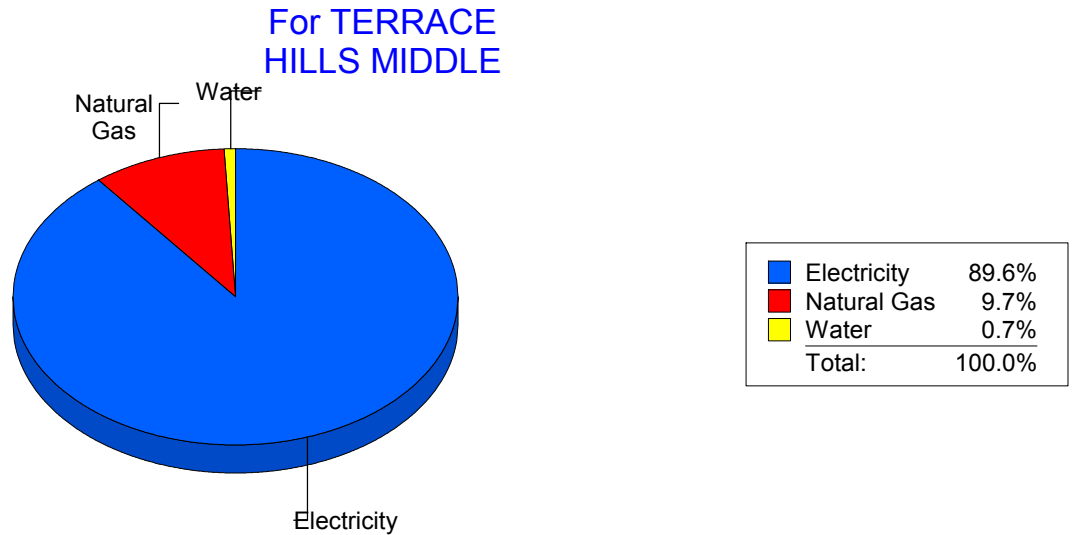
Energy CAP

Cost Avoidance Program

Cost Summary Graph

Grouped by Energy Type

Energy Type	Use	Units	Meter Cost	Special Charges	Total Cost	Avg Unit Cost	% of Total Cost
Site: TERRACE HILLS MIDDLE - TERRACE HILLS MIDDLE							
Electricity	35,700	KWH	\$4,425.82	\$0.00	\$4,425.82	0.1240	89.58%
Natural Gas	773	CCF	\$478.64	\$0.00	\$478.64	0.6192	9.69%
Water	0	CCF	\$36.36	\$0.00	\$36.36	0.0000	0.74%
Total Cost:			\$4,940.82	\$0.00	\$4,940.82		



Filters: Cost Center Name Not Equal To DoNotReport; Billing Period Equal To 201110All Meter CodesAll Group Names

elpaso

Energy CAP

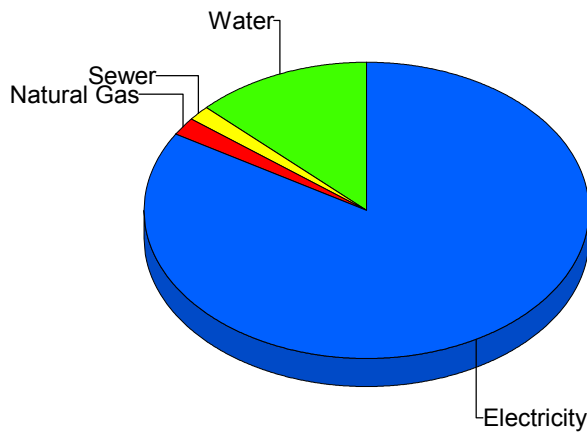
Cost Avoidance Program

Cost Summary Graph

Grouped by Energy Type

Energy Type	Use	Units	Meter Cost	Special Charges	Total Cost	Avg Unit Cost	% of Total Cost
Site: TIPPIN - TIPPIN ELEMENTARY							
Electricity	78,600	KWH	\$11,063.96	\$0.00	\$11,063.96	0.1408	83.63%
Natural Gas	384	CCF	\$238.07	\$0.00	\$238.07	0.6200	1.80%
Water	411	CCF	\$1,686.00	\$0.00	\$1,686.00	4.1022	12.74%
Sewer	82	CCF	\$241.75	\$0.00	\$241.75	2.9482	1.83%
Total Cost:			\$13,229.78	\$0.00	\$13,229.78		

For TIPPIN ELEMENTARY



Electricity	83.6%
Natural Gas	1.8%
Sewer	1.8%
Water	12.7%
Total:	100.0%

Filters: Cost Center Name Not Equal To DoNotReport; Billing Period Equal To 201110All Meter CodesAll Group Names

elpaso

Energy CAP

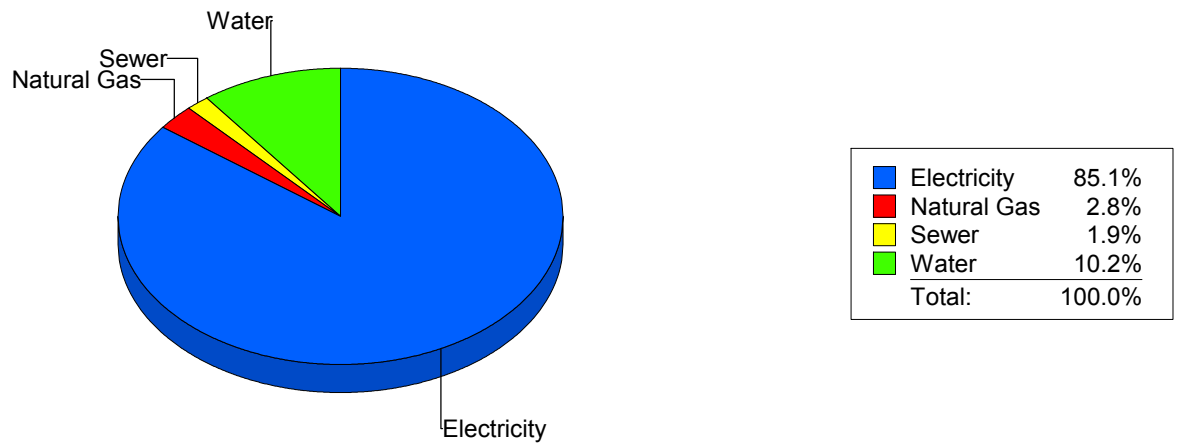
Cost Avoidance Program

Cost Summary Graph

Grouped by Energy Type

Energy Type	Use	Units	Meter Cost	Special Charges	Total Cost	Avg Unit Cost	% of Total Cost
Site: TOMLEA - TOM LEA							
Electricity	76,440	KWH	\$9,880.75	\$0.00	\$9,880.75	0.1293	85.15%
Natural Gas	547	CCF	\$327.39	\$0.00	\$327.39	0.5985	2.82%
Water	345	CCF	\$1,179.85	\$0.00	\$1,179.85	3.4199	10.17%
Sewer	62	CCF	\$216.35	\$0.00	\$216.35	3.4895	1.86%
Total Cost:			\$11,604.34	\$0.00	\$11,604.34		

For TOM LEA



Filters: Cost Center Name Not Equal To DoNotReport; Billing Period Equal To 201110All Meter CodesAll Group Names

elpaso

Energy CAP

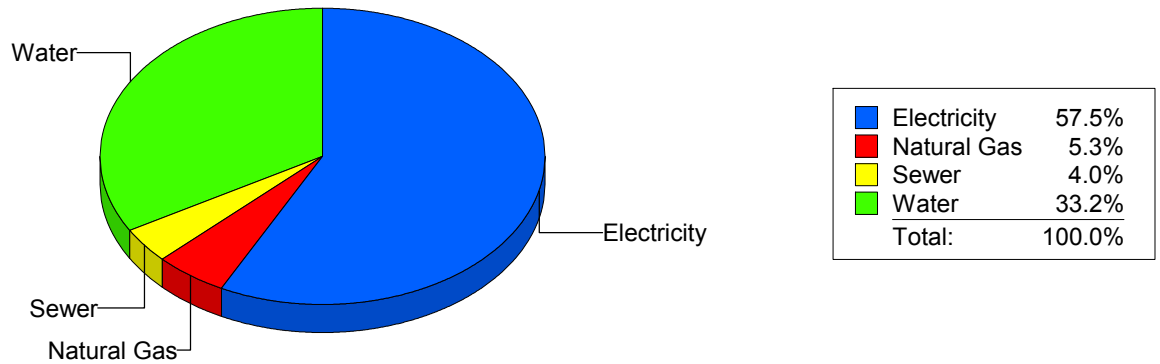
Cost Avoidance Program

Cost Summary Graph

Grouped by Energy Type

Energy Type	Use	Units	Meter Cost	Special Charges	Total Cost	Avg Unit Cost	% of Total Cost
Site: TRAVIS ELEMENTARY SC - TRAVIS ELEMENTARY SC							
Electricity	25,715	KWH	\$3,386.28	\$0.00	\$3,386.28	0.1317	57.50%
Natural Gas	447	CCF	\$309.50	\$0.00	\$309.50	0.6924	5.26%
Water	520	CCF	\$1,955.69	\$0.00	\$1,955.69	3.7609	33.21%
Sewer	99	CCF	\$237.45	\$0.00	\$237.45	2.3985	4.03%
Total Cost:			\$5,888.92	\$0.00	\$5,888.92		

For TRAVIS
ELEMENTARY
SC



Filters: Cost Center Name Not Equal To DoNotReport; Billing Period Equal To 201110All Meter CodesAll Group Names

elpaso

Energy CAP

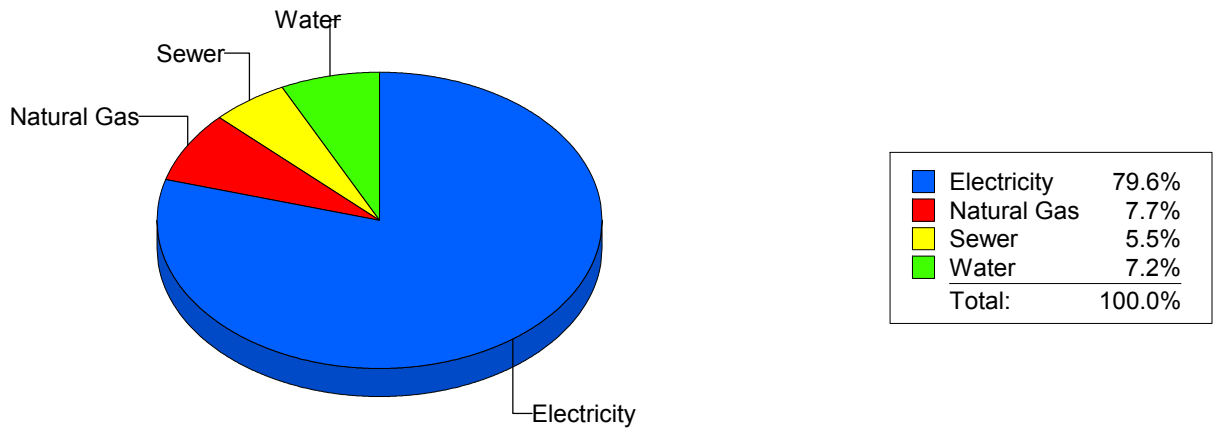
Cost Avoidance Program

Cost Summary Graph

Grouped by Energy Type

Energy Type	Use	Units	Meter Cost	Special Charges	Total Cost	Avg Unit Cost	% of Total Cost
Site: VILAS ELEMENTARY - VILAS ELEMENTARY							
Electricity	45,893	KWH	\$6,440.36	\$0.00	\$6,440.36	0.1403	79.57%
Natural Gas	901	CCF	\$624.60	\$0.00	\$624.60	0.6932	7.72%
Water	154	CCF	\$581.69	\$0.00	\$581.69	3.7772	7.19%
Sewer	148	CCF	\$447.03	\$0.00	\$447.03	3.0205	5.52%
Total Cost:			\$8,093.68	\$0.00	\$8,093.68		

For VILAS ELEMENTARY



Filters: Cost Center Name Not Equal To DoNotReport; Billing Period Equal To 201110All Meter CodesAll Group Names

elpaso

Energy CAP

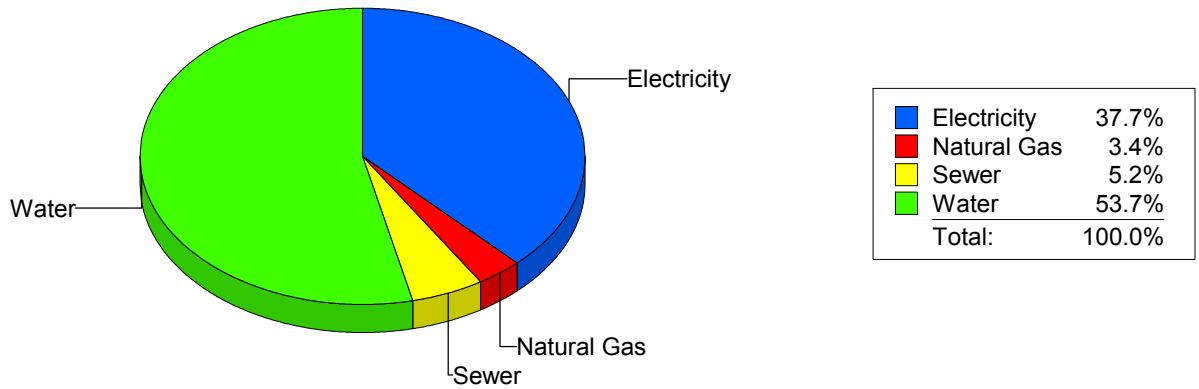
Cost Avoidance Program

Cost Summary Graph

Grouped by Energy Type

Energy Type	Use	Units	Meter Cost	Special Charges	Total Cost	Avg Unit Cost	% of Total Cost
Site: WAINWRIGHT ELEMENTAR - WAINWRIGHT ELEMENTAR							
Electricity	10,226	KWH	\$1,357.33	\$0.00	\$1,357.33	0.1327	37.69%
Natural Gas	30	CCF	\$124.18	\$0.00	\$124.18	4.1393	3.45%
Water	432	CCF	\$1,932.78	\$0.00	\$1,932.78	4.4740	53.67%
Sewer	41	CCF	\$186.66	\$0.00	\$186.66	4.5527	5.18%
Total Cost:			\$3,600.95	\$0.00	\$3,600.95		

For
WAINWRIGHT
ELEMENTAR



Filters: Cost Center Name Not Equal To DoNotReport; Billing Period Equal To 201110All Meter CodesAll Group Names

el Paso

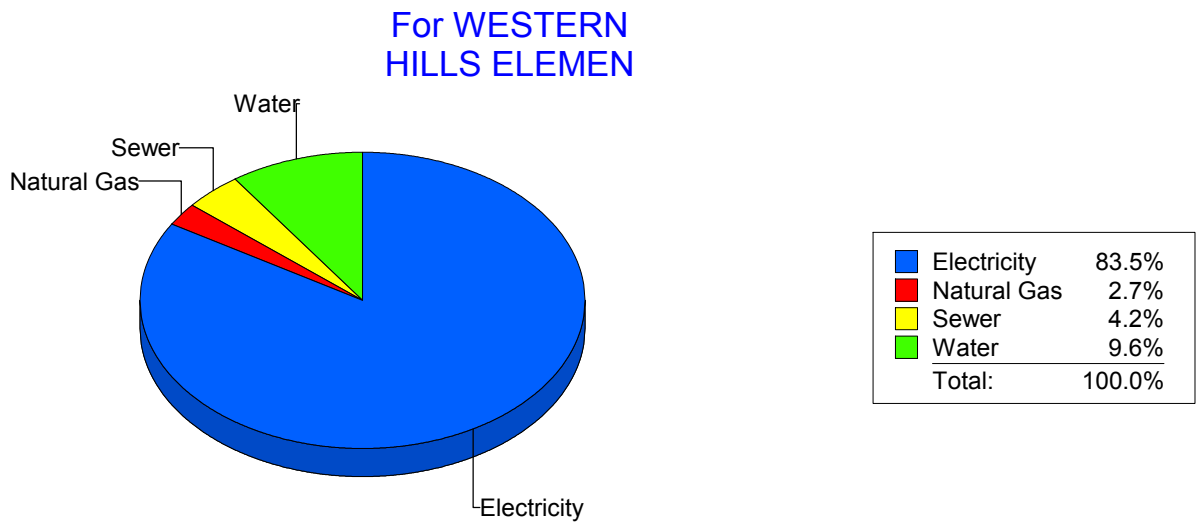
Energy CAP

Cost Avoidance Program

Cost Summary Graph

Grouped by Energy Type

Energy Type	Use	Units	Meter Cost	Special Charges	Total Cost	Avg Unit Cost	% of Total Cost
Site: WESTERN HILLS ELEMEN - WESTERN HILLS ELEMEN							
Electricity	58,560	KWH	\$7,228.41	\$0.00	\$7,228.41	0.1234	83.51%
Natural Gas	370	CCF	\$230.31	\$0.00	\$230.31	0.6225	2.66%
Water	372	CCF	\$834.25	\$0.00	\$834.25	2.2426	9.64%
Sewer	70	CCF	\$363.09	\$0.00	\$363.09	5.1870	4.19%
Total Cost:			\$8,656.06	\$0.00	\$8,656.06		



Filters: Cost Center Name Not Equal To DoNotReport; Billing Period Equal To 201110All Meter CodesAll Group Names

elpaso

Energy CAP

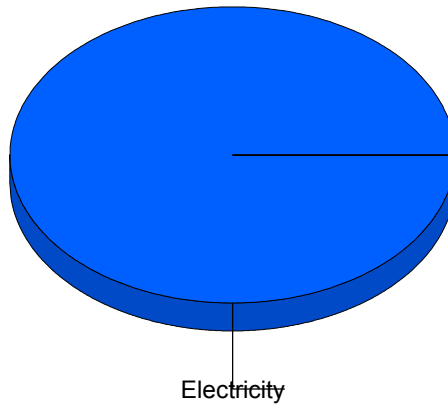
Cost Avoidance Program

Cost Summary Graph

Grouped by Energy Type

Energy Type	Use	Units	Meter Cost	Special Charges	Total Cost	Avg Unit Cost	% of Total Cost
Site: WESTSIDE TRANSPORTAT - WESTSIDE TRANSPORTAT							
Electricity	2,240	KWH	\$311.51	\$0.00	\$311.51	0.1391	100.00%
Total Cost:			\$311.51	\$0.00	\$311.51		

For WESTSIDE TRANSPORTAT



■ Electricity	100.0%
Total:	100.0%

Filters: Cost Center Name Not Equal To DoNotReport; Billing Period Equal To 201110All Meter CodesAll Group Names

elpaso

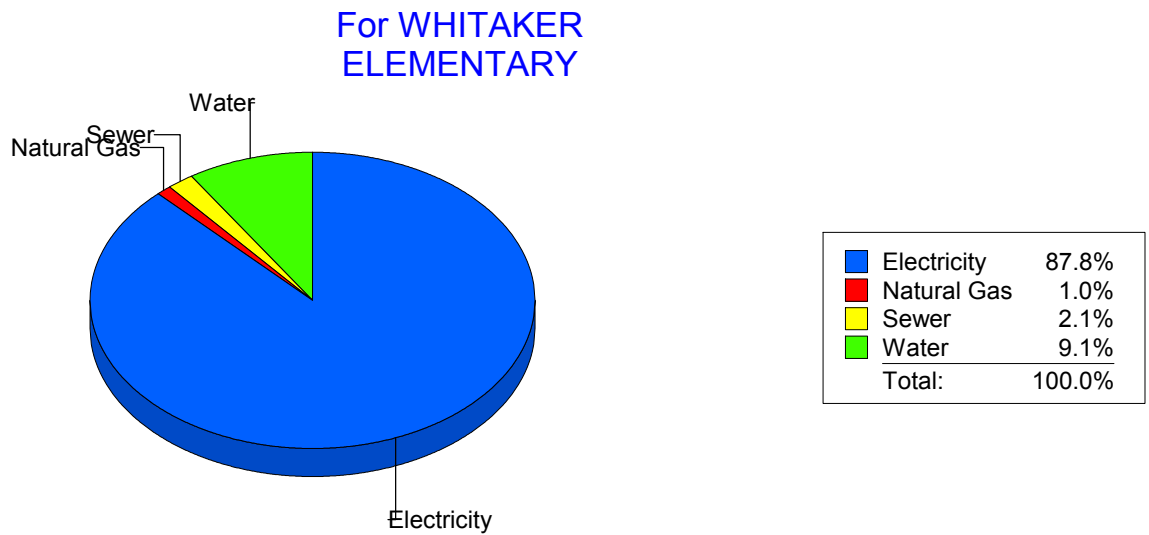
Energy CAP

Cost Avoidance Program

Cost Summary Graph

Grouped by Energy Type

Energy Type	Use	Units	Meter Cost	Special Charges	Total Cost	Avg Unit Cost	% of Total Cost
Site: WHITAKER ELEMENTARY - WHITAKER ELEMENTARY							
Electricity	85,560	KWH	\$11,482.91	\$0.00	\$11,482.91	0.1342	87.84%
Natural Gas	180	CCF	\$125.08	\$0.00	\$125.08	0.6949	0.96%
Water	517	CCF	\$1,188.49	\$0.00	\$1,188.49	2.2988	9.09%
Sewer	109	CCF	\$276.04	\$0.00	\$276.04	2.5325	2.11%
Total Cost:			\$13,072.52	\$0.00	\$13,072.52		



Filters: Cost Center Name Not Equal To DoNotReport; Billing Period Equal To 201110All Meter CodesAll Group Names

elpaso

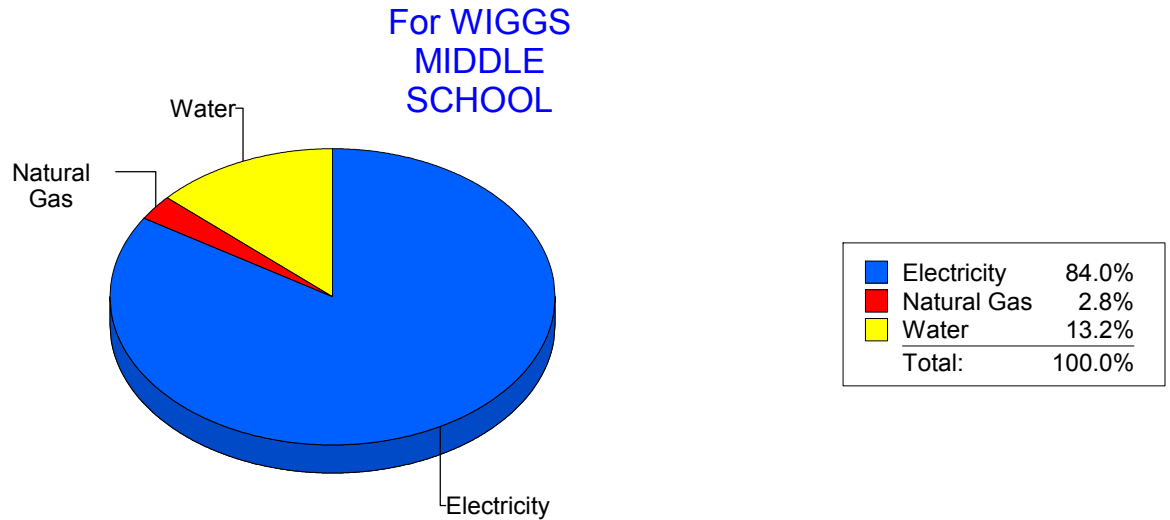
Energy CAP

Cost Avoidance Program

Cost Summary Graph

Grouped by Energy Type

Energy Type	Use	Units	Meter Cost	Special Charges	Total Cost	Avg Unit Cost	% of Total Cost
Site: WIGGS MIDDLE SCHOOL - WIGGS MIDDLE SCHOOL							
Electricity	55,160	KWH	\$7,079.01	\$0.00	\$7,079.01	0.1283	83.97%
Natural Gas	382	CCF	\$236.96	\$0.00	\$236.96	0.6203	2.81%
Water	338	CCF	\$1,114.74	\$0.00	\$1,114.74	3.2980	13.22%
Total Cost:			\$8,430.71	\$0.00	\$8,430.71		



Filters: Cost Center Name Not Equal To DoNotReport; Billing Period Equal To 201110All Meter CodesAll Group Names

el paso

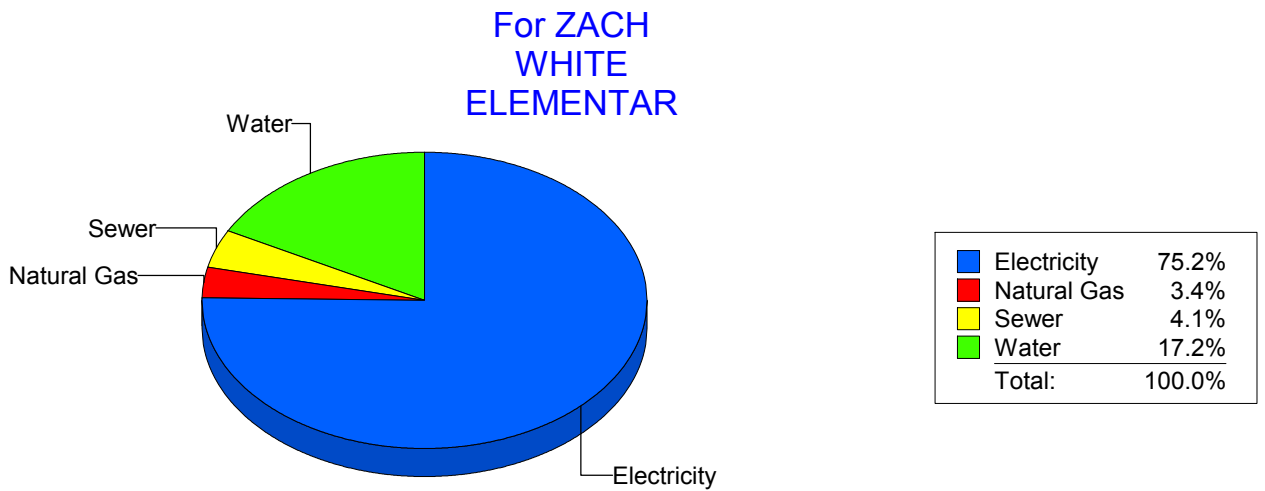
Energy CAP

Cost Avoidance Program

Cost Summary Graph

Grouped by Energy Type

Energy Type	Use	Units	Meter Cost	Special Charges	Total Cost	Avg Unit Cost	% of Total Cost
Site: ZACH WHITE ELEMENTAR - ZACH WHITE ELEMENTAR							
Electricity	54,900	KWH	\$7,149.74	\$0.00	\$7,149.74	0.1302	75.23%
Natural Gas	475	CCF	\$325.48	\$0.00	\$325.48	0.6852	3.42%
Water	516	CCF	\$1,634.09	\$0.00	\$1,634.09	3.1668	17.19%
Sewer	104	CCF	\$394.17	\$0.00	\$394.17	3.7901	4.15%
Total Cost:			\$9,503.48	\$0.00	\$9,503.48		



Filters: Cost Center Name Not Equal To DoNotReport; Billing Period Equal To 201110All Meter CodesAll Group Names

elpaso

Energy CAP

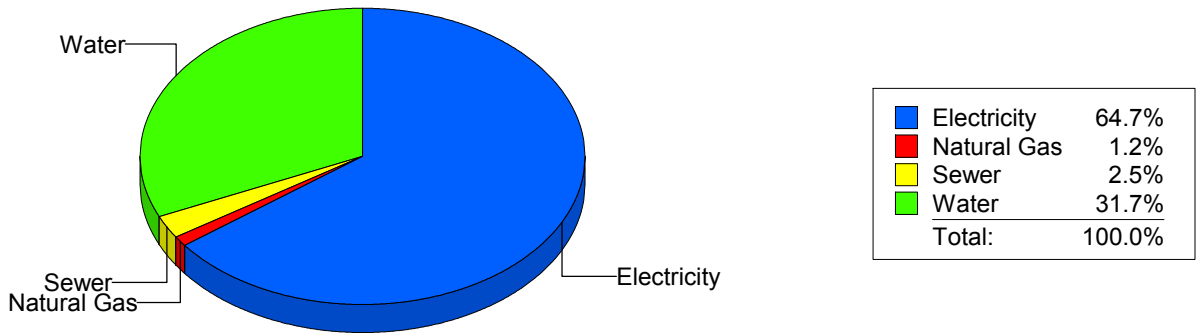
Cost Avoidance Program

Cost Summary Graph

Grouped by Energy Type

Energy Type	Use	Units	Meter Cost	Special Charges	Total Cost	Avg Unit Cost	% of Total Cost
Site: ZAVALA ELEMENTARY SC - ZAVALA ELEMENTARY SC							
Electricity	29,254	KWH	\$3,313.29	\$0.00	\$3,313.29	0.1133	64.72%
Natural Gas	52	CCF	\$59.76	\$0.00	\$59.76	1.1492	1.17%
Water	383	CCF	\$1,620.87	\$0.00	\$1,620.87	4.2320	31.66%
Sewer	50	CCF	\$125.74	\$0.00	\$125.74	2.5148	2.46%
Total Cost:			\$5,119.66	\$0.00	\$5,119.66		

For ZAVALA
ELEMENTARY
SC



Filters: Cost Center Name Not Equal To DoNotReport; Billing Period Equal To 201110All Meter CodesAll Group Names

elpaso

Energy CAP

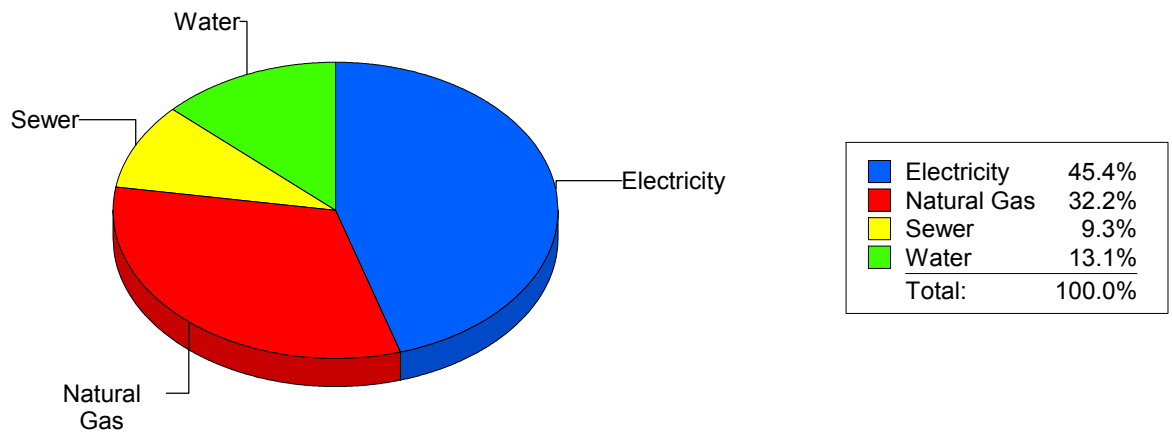
Cost Avoidance Program

Cost Summary Graph

Grouped by Energy Type

Energy Type	Use	Units	Meter Cost	Special Charges	Total Cost	Avg Unit Cost	% of Total Cost
Site: ZUNI COTTAGES - ZUNI COTTAGES							
Electricity		575 KWH	\$104.43	\$0.00	\$104.43	0.1816	45.39%
Natural Gas		0 CCF	\$74.04	\$0.00	\$74.04	0.0000	32.18%
Water		6 CCF	\$30.10	\$0.00	\$30.10	5.0167	13.08%
Sewer		1 CCF	\$21.49	\$0.00	\$21.49	21.4900	9.34%
Total Cost:			\$230.06	\$0.00	\$230.06		

For ZUNI COTTAGES



Filters: Cost Center Name Not Equal To DoNotReport; Billing Period Equal To 201110All Meter CodesAll Group Names

elpaso

Energy CAP

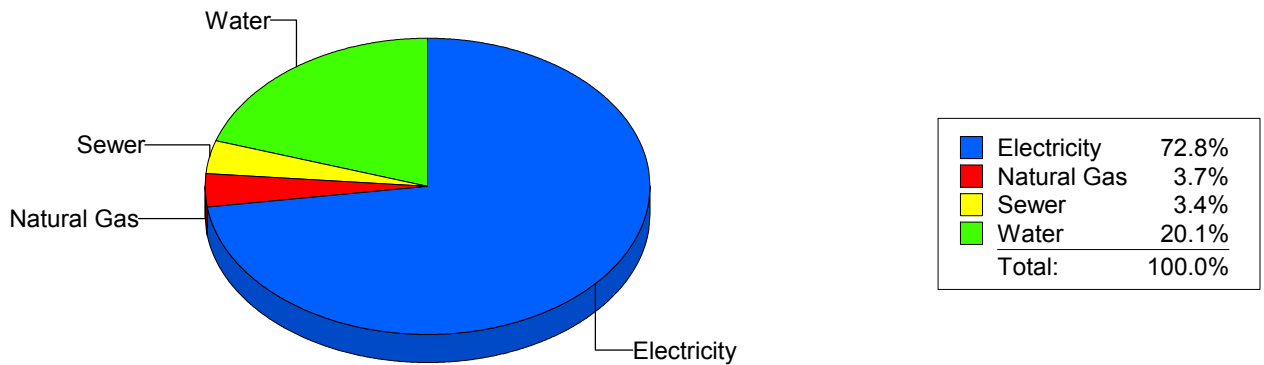
Cost Avoidance Program

Cost Summary Graph

Grouped by Energy Type

Energy Type	Use	Units	Meter Cost	Special Charges	Total Cost	Avg Unit Cost	% of Total Cost
All Sites							
Electricity	6,788,883	KWH	\$851,480.38	\$0.00	\$851,480.38	0.1254	72.85%
Natural Gas	68,049	CCF	\$42,948.07	\$0.00	\$42,948.07	0.6311	3.67%
Water	79,451	CCF	\$234,605.58	\$0.00	\$234,605.58	2.9528	20.07%
Sewer	18,073	CCF	\$39,789.78	\$0.00	\$39,789.78	2.2016	3.40%
Total Cost:			\$1,168,823.81	\$0.00	\$1,168,823.81		

For All Sites



Filters: Cost Center Name Not Equal To DoNotReport; Billing Period Equal To 201110All Meter CodesAll Group Names