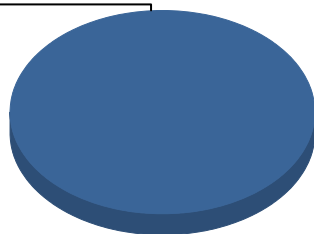


### Energy

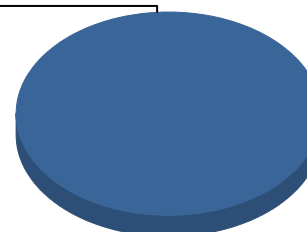
Electric



■ Electric 100.0%  
Total: 100.0%

### Cost

Electric

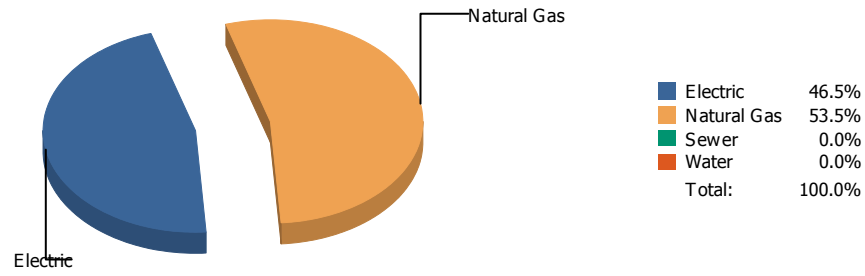


■ Electric 100.0%  
Total: 100.0%

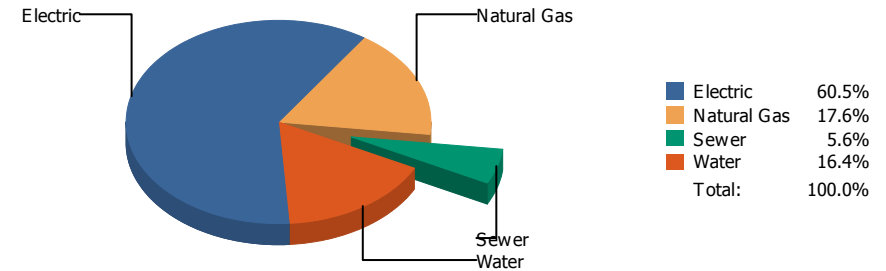
Commodity	Common Use	Energy Use	Energy Use / Area	Total Cost	Cost / Unit	Cost / Area
<b>Place: [ALAMO] ALAMO      101 [BUILDING]</b> <b>Area: 58,978 SqFt</b> <b>Billing Period: Nov 2018</b>						
ELECTRIC	1,400.00 kWh	4,778 KBtu	0.081 KBtu/SqFt	\$227.94	\$0.163 /kWh	\$0.004 /SqFt
<b>Totals:</b>		<b>4,778 KBtu</b>	<b>0.081 KBtu/SqFt</b>	<b>\$227.94</b>		



## Energy



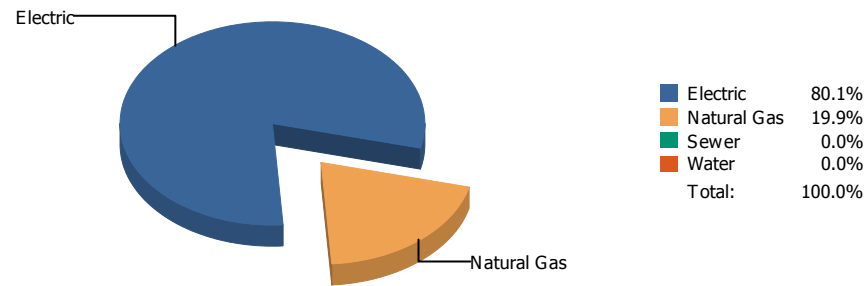
## Cost



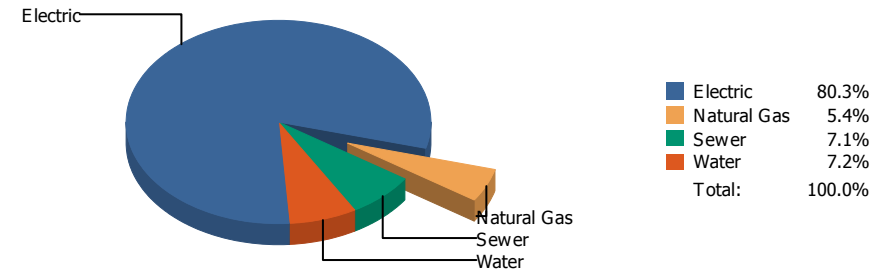
Commodity	Common Use	Energy Use	Energy Use / Area	Total Cost	Cost / Unit	Cost / Area
Place: [ALTA] ALTA VISTA 102 [BUILDING]						
Area: 68,463 SqFt						
Billing Period: Nov 2018						
ELECTRIC	24,750.00 kWh	84,472 KBtu	1.234 KBtu/SqFt	\$2,581.02	\$0.104 /kWh	\$0.038 /SqFt
NATURALGAS	945.00 CCF	97,335 KBtu	1.422 KBtu/SqFt	\$749.61	\$0.793 /CCF	\$0.011 /SqFt
SEWER	77.00 CCF			\$240.34	\$3.121 /CCF	\$0.004 /SqFt
WATER	185.00 CCF			\$698.05	\$3.773 /CCF	\$0.010 /SqFt
<b>Totals:</b>		<b>181,807 KBtu</b>	<b>2.656 KBtu/SqFt</b>	<b>\$4,269.02</b>		



## Energy



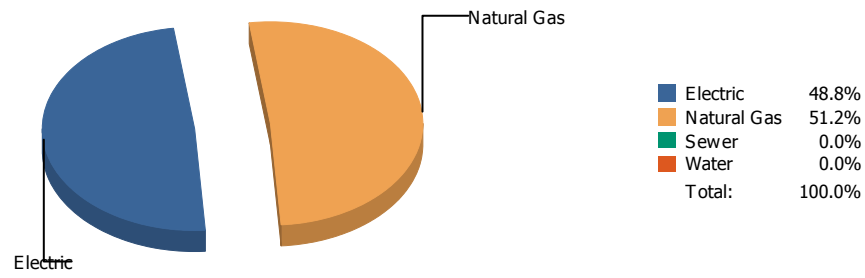
## Cost



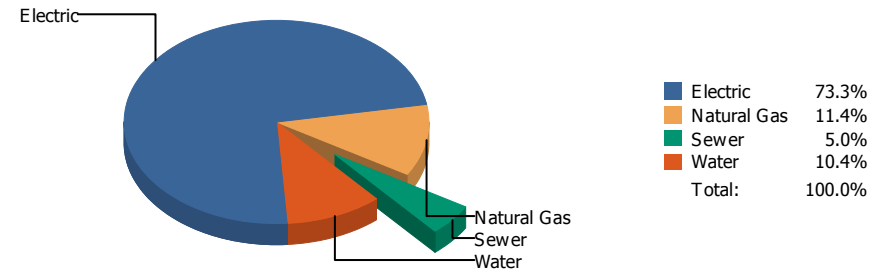
Commodity	Common Use	Energy Use	Energy Use / Area	Total Cost	Cost / Unit	Cost / Area
Place: [ADDRESS] ADDRESS 001 [BUILDING]						
Area: 266,968 SqFt						
Billing Period: Nov 2018						
ELECTRIC	151,852.00 kWh	518,271 KBtu	1.941 KBtu/SqFt	\$15,405.73	\$0.101 /kWh	\$0.057 /SqFt
NATURALGAS	1,249.00 CCF	128,647 KBtu	0.482 KBtu/SqFt	\$1,034.85	\$0.829 /CCF	\$0.004 /SqFt
SEWER	608.00 CCF			\$1,367.46	\$2.249 /CCF	\$0.005 /SqFt
WATER	544.00 CCF			\$1,385.48	\$2.547 /CCF	\$0.005 /SqFt
<b>Totals:</b>		<b>646,918 KBtu</b>	<b>2.423 KBtu/SqFt</b>	<b>\$19,193.52</b>		



## Energy



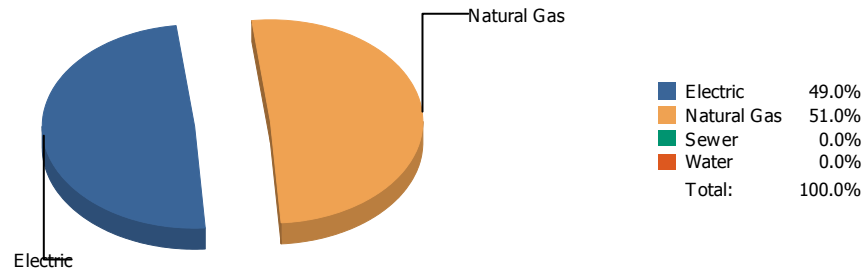
## Cost



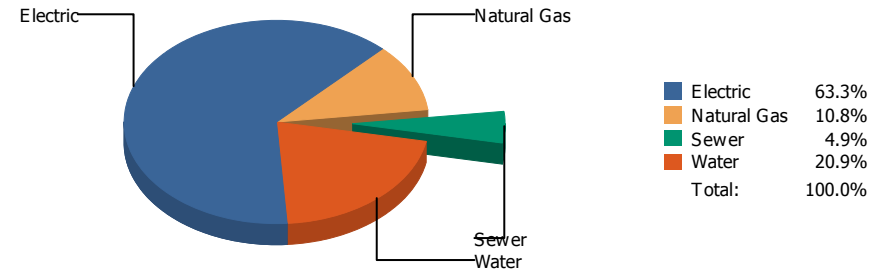
Commodity	Common Use	Energy Use	Energy Use / Area	Total Cost	Cost / Unit	Cost / Area
<b>Place: [AOY] AOY      103 [BUILDING]</b> <b>Area: 105,486 SqFt</b> <b>Billing Period: Nov 2018</b>						
ELECTRIC	58,965.00 kWh	201,248 KBtu	1.908 KBtu/SqFt	\$8,278.53	\$0.140 /kWh	\$0.078 /SqFt
NATURALGAS	2,047.00 CCF	210,841 KBtu	1.999 KBtu/SqFt	\$1,288.45	\$0.629 /CCF	\$0.012 /SqFt
SEWER	88.00 CCF			\$559.77	\$6.361 /CCF	\$0.005 /SqFt
WATER	117.00 CCF			\$1,169.29	\$9.994 /CCF	\$0.011 /SqFt
<b>Totals:</b>		<b>412,089 KBtu</b>	<b>3.907 KBtu/SqFt</b>	<b>\$11,296.04</b>		



## Energy



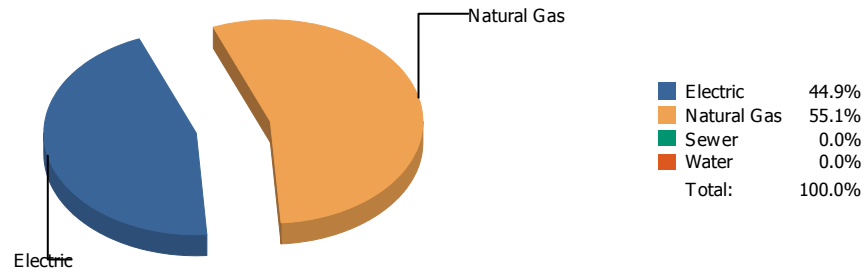
## Cost



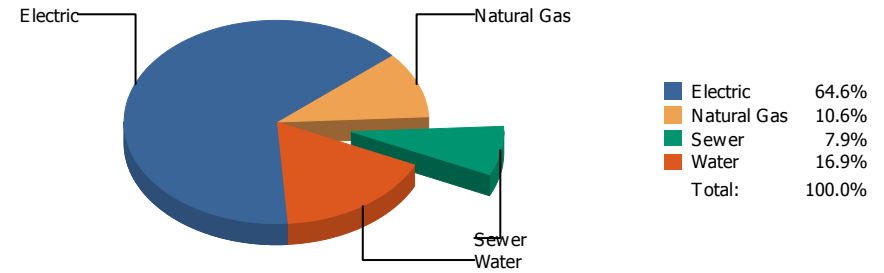
Commodity	Common Use	Energy Use	Energy Use / Area	Total Cost	Cost / Unit	Cost / Area
<b>Place: [ARMENDARIZ_1] ARMENDARIZ MIDDLE SCHOOL [BUILDING]</b>						
<b>Area: 133,779 SqFt</b>						
<b>Billing Period: Nov 2018</b>						
ELECTRIC	70,000.00 kWh	238,910 KBtu	1.786 KBtu/SqFt	\$7,882.66	\$0.113 /kWh	\$0.059 /SqFt
NATURALGAS	2,410.00 CCF	248,230 KBtu	1.856 KBtu/SqFt	\$1,349.47	\$0.560 /CCF	\$0.010 /SqFt
SEWER	156.00 CCF			\$615.52	\$3.946 /CCF	\$0.005 /SqFt
WATER	611.00 CCF			\$2,600.37	\$4.256 /CCF	\$0.019 /SqFt
<b>Totals:</b>		<b>487,140 KBtu</b>	<b>3.641 KBtu/SqFt</b>	<b>\$12,448.02</b>		



## Energy



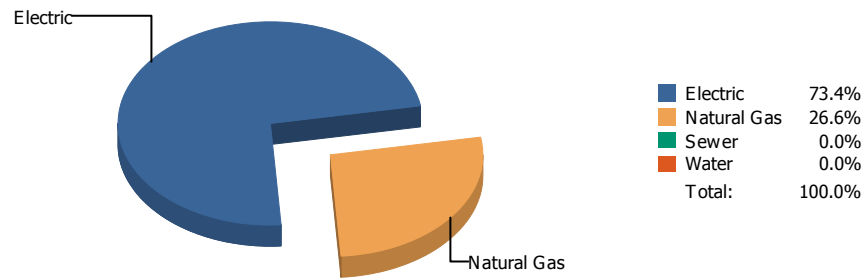
## Cost



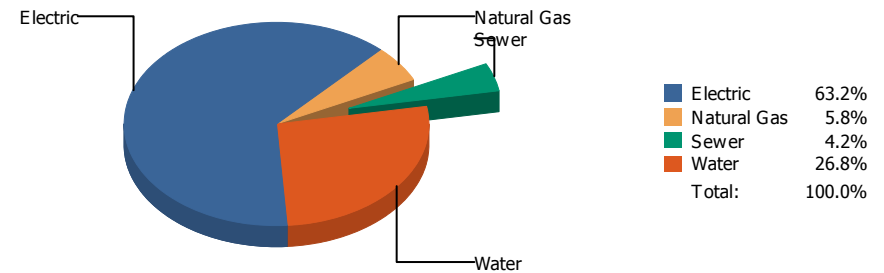
Commodity	Common Use	Energy Use	Energy Use / Area	Total Cost	Cost / Unit	Cost / Area
Place: [AUSTIN] AUSTIN      002 [BUILDING]						
Area: 269,216 SqFt						
Billing Period: Nov 2018						
ELECTRIC	110,223.00 kWh	376,191 KBtu	1.397 KBtu/SqFt	\$16,276.98	\$0.148 /kWh	\$0.060 /SqFt
NATURALGAS	4,484.00 CCF	461,852 KBtu	1.716 KBtu/SqFt	\$2,674.64	\$0.596 /CCF	\$0.010 /SqFt
SEWER	608.00 CCF			\$1,982.94	\$3.261 /CCF	\$0.007 /SqFt
WATER	1,155.00 CCF			\$4,260.05	\$3.688 /CCF	\$0.016 /SqFt
<b>Totals:</b>		<b>838,043 KBtu</b>	<b>3.113 KBtu/SqFt</b>	<b>\$25,194.61</b>		



## Energy



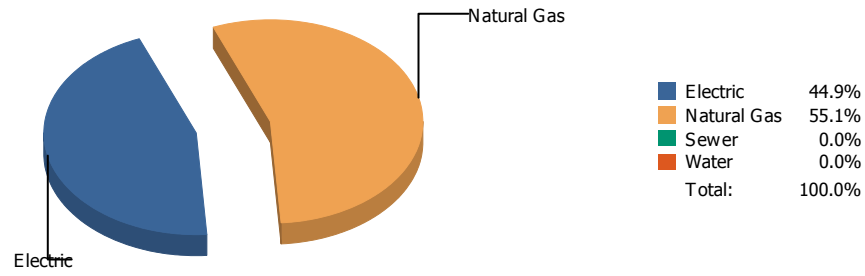
## Cost



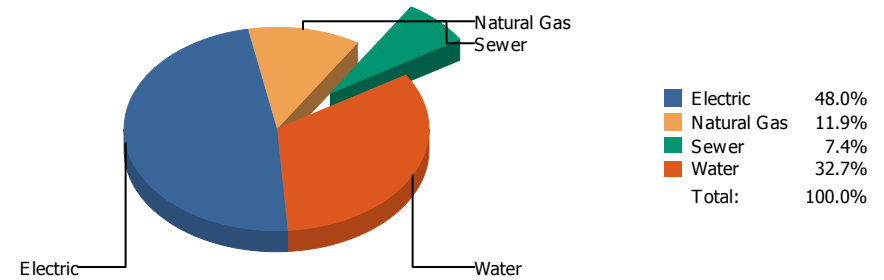
Commodity	Common Use	Energy Use	Energy Use / Area	Total Cost	Cost / Unit	Cost / Area
<b>Place: [BARRON ELEMENTARY] Barron Elementary 165 [BUILDING]</b>						
<b>Area: 87,818 SqFt</b>						
<b>Billing Period: Nov 2018</b>						
ELECTRIC	61,660.00 kWh	210,446 KBtu	2.396 KBtu/SqFt	\$7,012.73	\$0.114 /kWh	\$0.080 /SqFt
NATURALGAS	741.00 CCF	76,323 KBtu	0.869 KBtu/SqFt	\$647.58	\$0.874 /CCF	\$0.007 /SqFt
SEWER	61.00 CCF			\$468.90	\$7.687 /CCF	\$0.005 /SqFt
WATER	397.00 CCF			\$2,973.19	\$7.489 /CCF	\$0.034 /SqFt
<b>Totals:</b>		<b>286,769 KBtu</b>	<b>3.265 KBtu/SqFt</b>	<b>\$11,102.40</b>		



## Energy



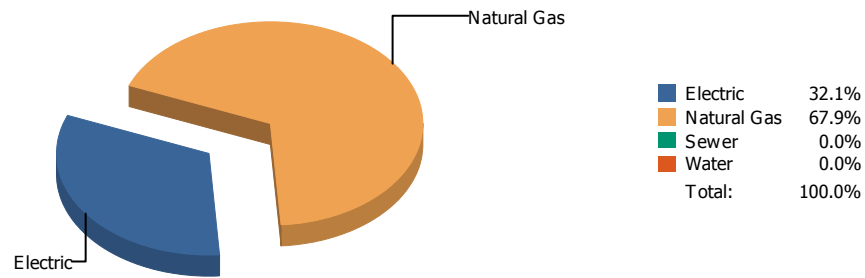
## Cost



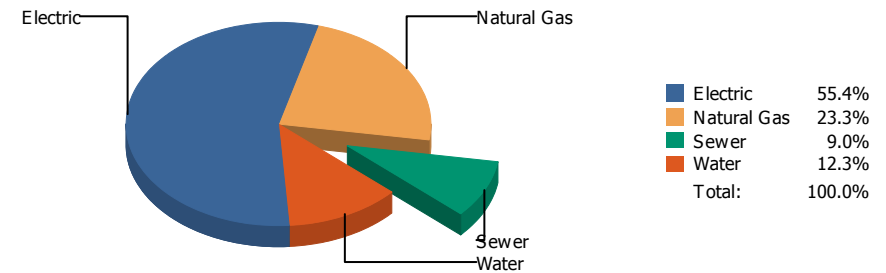
Commodity	Common Use	Energy Use	Energy Use / Area	Total Cost	Cost / Unit	Cost / Area
<b>Place: [BASSETT] BASSETT      049 [BUILDING]</b> <b>Area: 174,250 SqFt</b> <b>Billing Period: Nov 2018</b>						
ELECTRIC	55,350.00 kWh	188,910 KBtu	1.084 KBtu/SqFt	\$5,711.79	\$0.103 /kWh	\$0.033 /SqFt
NATURALGAS	2,247.00 CCF	231,441 KBtu	1.328 KBtu/SqFt	\$1,411.72	\$0.628 /CCF	\$0.008 /SqFt
SEWER	352.00 CCF			\$878.50	\$2.496 /CCF	\$0.005 /SqFt
WATER	991.00 CCF			\$3,889.10	\$3.924 /CCF	\$0.022 /SqFt
<b>Totals:</b>		<b>420,351 KBtu</b>	<b>2.412 KBtu/SqFt</b>	<b>\$11,891.11</b>		



## Energy



## Cost

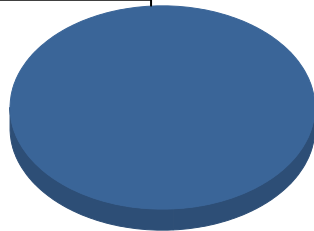


Commodity	Common Use	Energy Use	Energy Use / Area	Total Cost	Cost / Unit	Cost / Area
<b>Place: [BEALL] BEALL      104 [BUILDING]</b> <b>Area: 74,454 SqFt</b> <b>Billing Period: Nov 2018</b>						
ELECTRIC	21,589.00 kWh	73,683 KBtu	0.990 KBtu/SqFt	\$2,444.78	\$0.113 /kWh	\$0.033 /SqFt
NATURALGAS	1,510.00 CCF	155,530 KBtu	2.089 KBtu/SqFt	\$1,027.42	\$0.680 /CCF	\$0.014 /SqFt
SEWER	99.00 CCF			\$395.27	\$3.993 /CCF	\$0.005 /SqFt
WATER	153.00 CCF			\$544.83	\$3.561 /CCF	\$0.007 /SqFt
<b>Totals:</b>		<b>229,213 KBtu</b>	<b>3.079 KBtu/SqFt</b>	<b>\$4,412.30</b>		



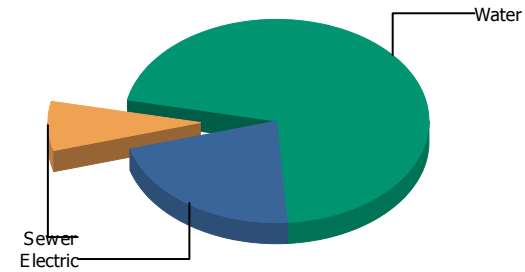
## Energy

Electric



Electric 100.0%  
 Sewer 0.0%  
 Water 0.0%  
 Total: 100.0%

## Cost

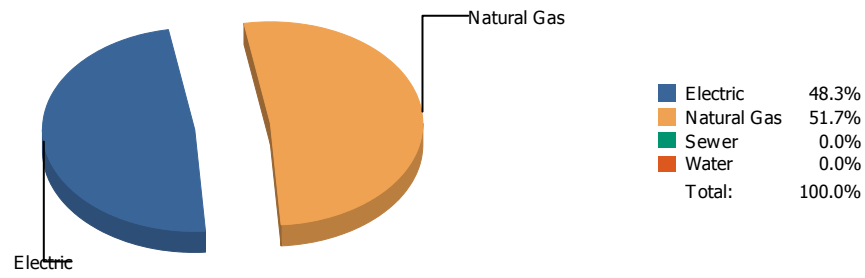


Electric 21.7%  
 Sewer 7.9%  
 Water 70.4%  
 Total: 100.0%

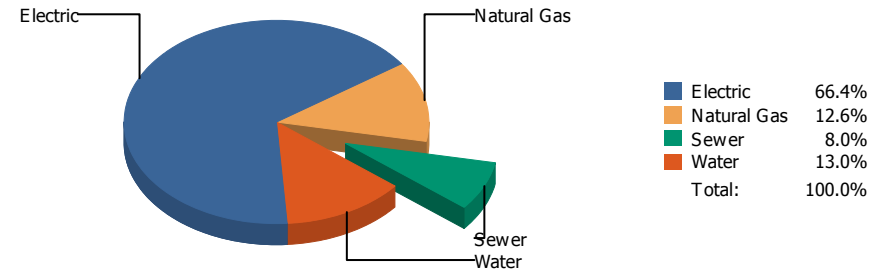
Commodity	Common Use	Energy Use	Energy Use / Area	Total Cost	Cost / Unit	Cost / Area
<b>Place: [BLISS] BLISS      105 [BUILDING]</b> <b>Area: 78,820 SqFt</b> <b>Billing Period: Nov 2018</b>						
ELECTRIC	25,197.00 kWh	85,997 KBtu	1.091 KBtu/SqFt	\$2,813.59	\$0.112 /kWh	\$0.036 /SqFt
SEWER	426.00 CCF			\$1,019.84	\$2.394 /CCF	\$0.013 /SqFt
WATER	1,864.00 CCF			\$9,130.71	\$4.898 /CCF	\$0.116 /SqFt
<b>Totals:</b>		<b>85,997 KBtu</b>	<b>1.091 KBtu/SqFt</b>	<b>\$12,964.14</b>		



## Energy



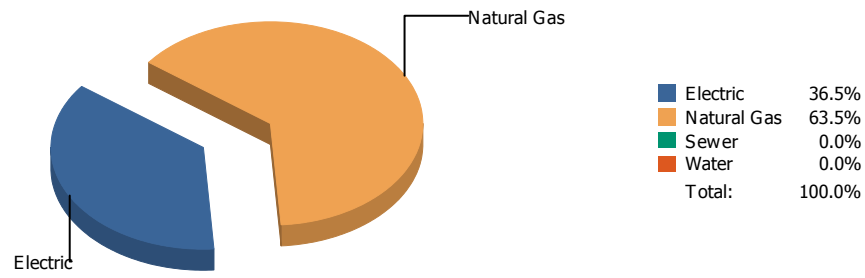
## Cost



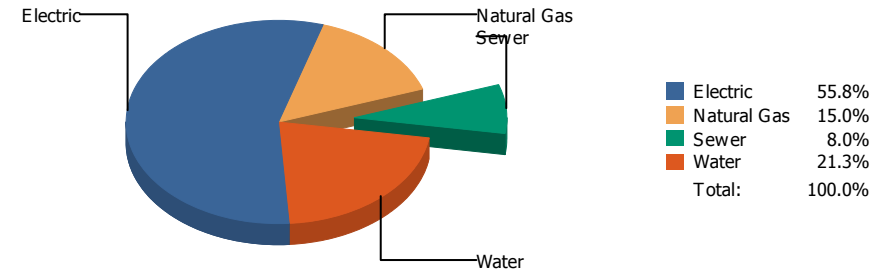
Commodity	Common Use	Energy Use	Energy Use / Area	Total Cost	Cost / Unit	Cost / Area
<b>Place: [BOND_2] BOND      160 [BUILDING]</b> <b>Area: 89,988 SqFt</b> <b>Billing Period: Nov 2018</b>						
ELECTRIC	27,716.00 kWh	94,595 KBtu	1.051 KBtu/SqFt	\$4,043.13	\$0.146 /kWh	\$0.045 /SqFt
NATURALGAS	984.00 CCF	101,352 KBtu	1.126 KBtu/SqFt	\$766.29	\$0.779 /CCF	\$0.008 /SqFt
SEWER	98.00 CCF			\$486.63	\$4.966 /CCF	\$0.005 /SqFt
WATER	201.00 CCF			\$788.73	\$3.924 /CCF	\$0.009 /SqFt
<b>Totals:</b>		<b>195,947 KBtu</b>	<b>2.177 KBtu/SqFt</b>	<b>\$6,084.78</b>		



## Energy



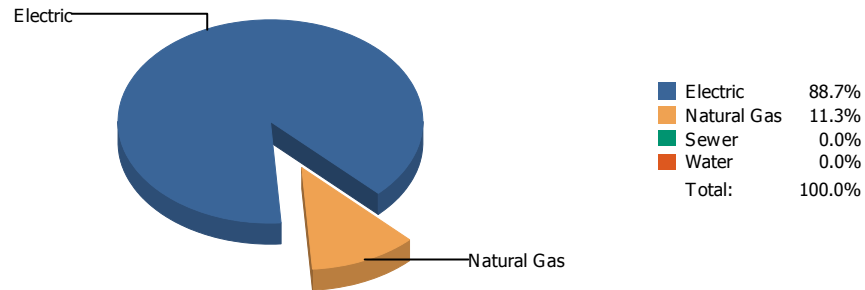
## Cost



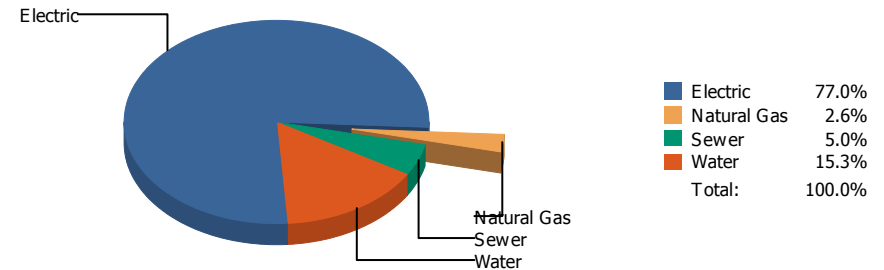
Commodity	Common Use	Energy Use	Energy Use / Area	Total Cost	Cost / Unit	Cost / Area
<b>Place: [BONHAM] BONHAM      106 [BUILDING]</b> <b>Area: 53,522 SqFt</b> <b>Billing Period: Nov 2018</b>						
ELECTRIC	25,375.00 kWh	86,605 KBtu	1.618 KBtu/SqFt	\$3,226.50	\$0.127 /kWh	\$0.060 /SqFt
NATURALGAS	1,462.00 CCF	150,586 KBtu	2.814 KBtu/SqFt	\$866.33	\$0.593 /CCF	\$0.016 /SqFt
SEWER	147.00 CCF			\$463.31	\$3.152 /CCF	\$0.009 /SqFt
WATER	346.00 CCF			\$1,230.29	\$3.556 /CCF	\$0.023 /SqFt
<b>Totals:</b>		<b>237,191 KBtu</b>	<b>4.432 KBtu/SqFt</b>	<b>\$5,786.43</b>		



## Energy



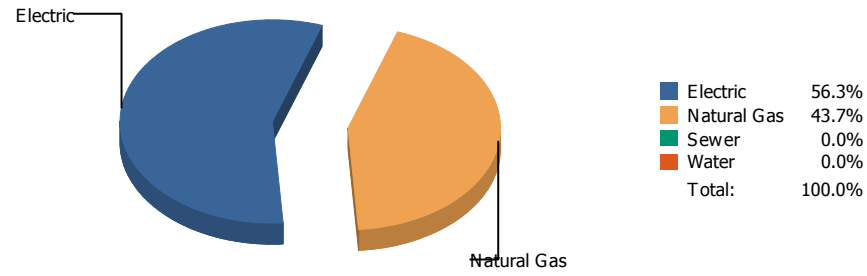
## Cost



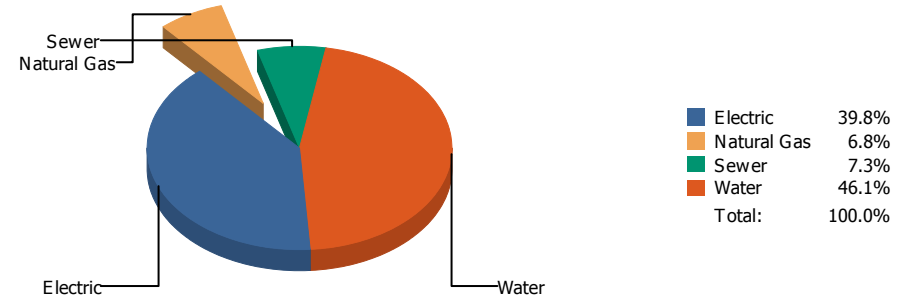
Commodity	Common Use	Energy Use	Energy Use / Area	Total Cost	Cost / Unit	Cost / Area
Place: [BOWIE] BOWIE 003 [BUILDING]						
Area: 282,931 SqFt						
Billing Period: Nov 2018						
ELECTRIC	244,835.00 kWh	835,622 KBtu	2.953 KBtu/SqFt	\$23,481.83	\$0.096 /kWh	\$0.083 /SqFt
NATURALGAS	1,033.00 CCF	106,399 KBtu	0.376 KBtu/SqFt	\$788.34	\$0.763 /CCF	\$0.003 /SqFt
SEWER	482.00 CCF			\$1,537.63	\$3.190 /CCF	\$0.005 /SqFt
WATER	1,704.00 CCF			\$4,672.13	\$2.742 /CCF	\$0.016 /SqFt
<b>Totals:</b>		<b>942,021 KBtu</b>	<b>3.330 KBtu/SqFt</b>	<b>\$30,479.93</b>		



## Energy



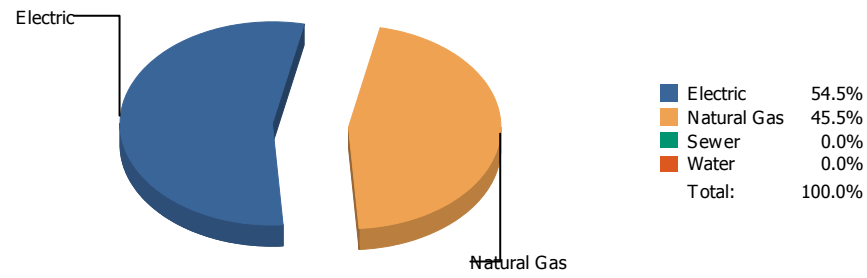
## Cost



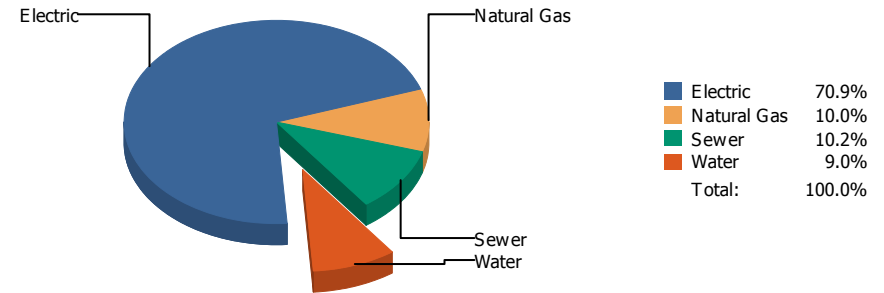
Commodity	Common Use	Energy Use	Energy Use / Area	Total Cost	Cost / Unit	Cost / Area
Place: [BRADLEY] BRADLEY 158 [BUILDING]						
Area: 59,142 SqFt						
Billing Period: Nov 2018						
ELECTRIC	22,100.00 kWh	75,427 KBtu	1.275 KBtu/SqFt	\$2,505.06	\$0.113 /kWh	\$0.042 /SqFt
NATURALGAS	568.00 CCF	58,504 KBtu	0.989 KBtu/SqFt	\$427.98	\$0.753 /CCF	\$0.007 /SqFt
SEWER	73.00 CCF			\$456.99	\$6.260 /CCF	\$0.008 /SqFt
WATER	647.00 CCF			\$2,903.09	\$4.487 /CCF	\$0.049 /SqFt
<b>Totals:</b>		<b>133,931 KBtu</b>	<b>2.265 KBtu/SqFt</b>	<b>\$6,293.12</b>		



## Energy



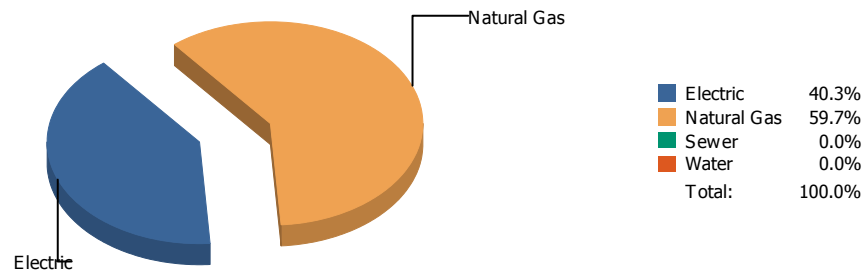
## Cost



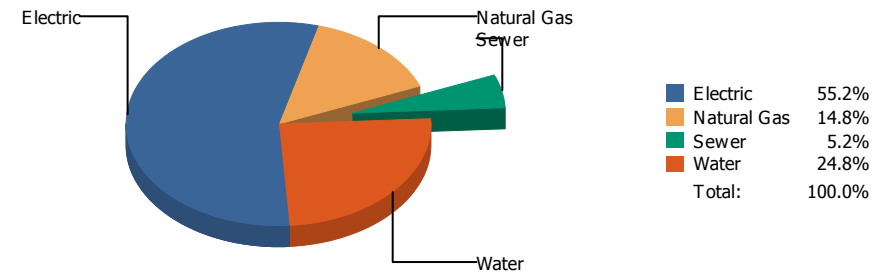
Commodity	Common Use	Energy Use	Energy Use / Area	Total Cost	Cost / Unit	Cost / Area
<b>Place: [BROWN] BROWN MIDDLE SCHOOL 056 [BUILDING]</b>						
<b>Area: 173,263 SqFt</b>						
<b>Billing Period: Nov 2018</b>						
ELECTRIC	106,800.00 kWh	364,508 KBtu	2.104 KBtu/SqFt	\$11,507.90	\$0.108 /kWh	\$0.066 /SqFt
NATURALGAS	2,954.00 CCF	304,262 KBtu	1.756 KBtu/SqFt	\$1,621.62	\$0.549 /CCF	\$0.009 /SqFt
SEWER	697.00 CCF			\$1,648.83	\$2.366 /CCF	\$0.010 /SqFt
WATER	495.00 CCF			\$1,452.85	\$2.935 /CCF	\$0.008 /SqFt
<b>Totals:</b>		<b>668,770 KBtu</b>	<b>3.860 KBtu/SqFt</b>	<b>\$16,231.20</b>		



## Energy



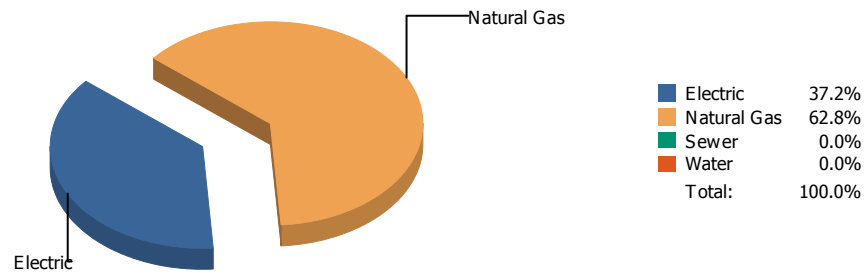
## Cost



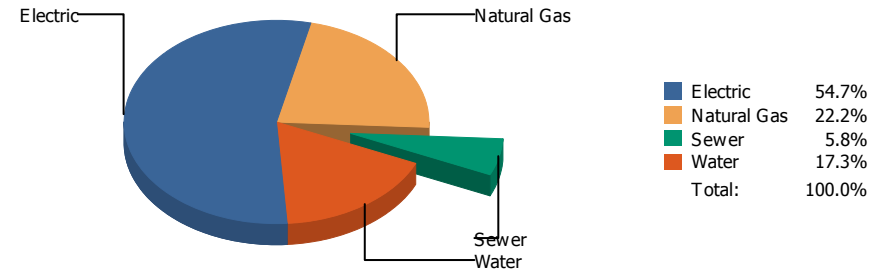
Commodity	Common Use	Energy Use	Energy Use / Area	Total Cost	Cost / Unit	Cost / Area
Place: [BURGES] BURGES 004 [BUILDING]						
Area: 241,219 SqFt						
Billing Period: Nov 2018						
ELECTRIC	99,388.00 kWh	339,211 KBtu	1.406 KBtu/SqFt	\$10,565.14	\$0.106 /kWh	\$0.043 /SqFt
NATURALGAS	4,877.00 CCF	502,331 KBtu	2.082 KBtu/SqFt	\$2,828.03	\$0.580 /CCF	\$0.012 /SqFt
SEWER	247.00 CCF			\$995.51	\$4.030 /CCF	\$0.004 /SqFt
WATER	990.00 CCF			\$4,735.36	\$4.783 /CCF	\$0.019 /SqFt
<b>Totals:</b>		<b>841,542 KBtu</b>	<b>3.489 KBtu/SqFt</b>	<b>\$19,124.04</b>		



## Energy



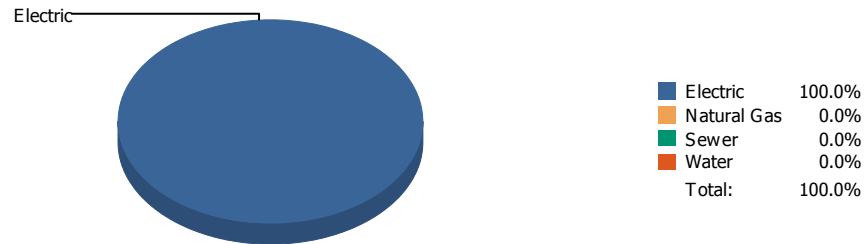
## Cost



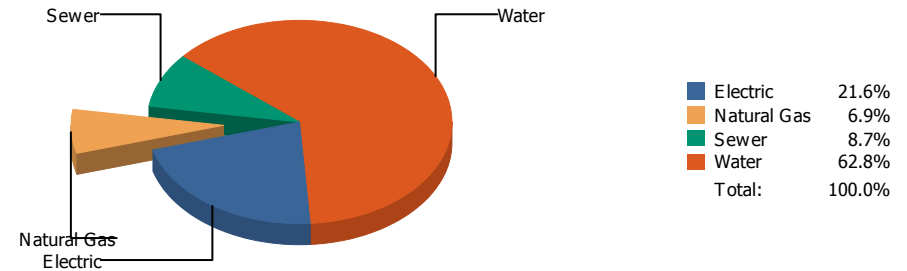
Commodity	Common Use	Energy Use	Energy Use / Area	Total Cost	Cost / Unit	Cost / Area
Place: [BURLESON] BURLESON 107 [BUILDING]						
Area: 73,772 SqFt						
Billing Period: Nov 2018						
ELECTRIC	29,615.00 kWh	101,076 KBtu	1.370 KBtu/SqFt	\$3,050.10	\$0.103 /kWh	\$0.041 /SqFt
NATURALGAS	1,659.00 CCF	170,877 KBtu	2.316 KBtu/SqFt	\$1,236.55	\$0.745 /CCF	\$0.017 /SqFt
SEWER	73.00 CCF			\$325.97	\$4.465 /CCF	\$0.004 /SqFt
WATER	254.00 CCF			\$968.25	\$3.812 /CCF	\$0.013 /SqFt
<b>Totals:</b>		<b>271,953 KBtu</b>	<b>3.686 KBtu/SqFt</b>	<b>\$5,580.87</b>		



## Energy



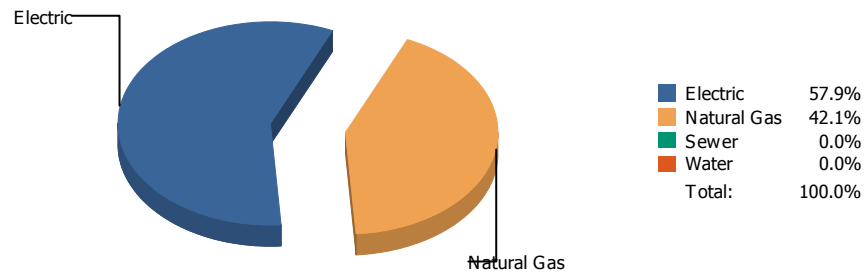
## Cost



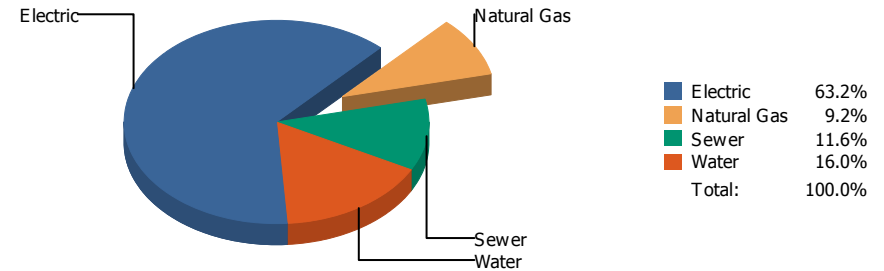
Commodity	Common Use	Energy Use	Energy Use / Area	Total Cost	Cost / Unit	Cost / Area
<b>Place: [BURNET] BURNET      108 [BUILDING]</b> <b>Area: 50,520 SqFt</b> <b>Billing Period: Nov 2018</b>						
ELECTRIC	6,923.00 kWh	23,628 KBtu	0.468 KBtu/SqFt	\$832.30	\$0.120 /kWh	\$0.016 /SqFt
NATURALGAS	0.00 CCF	0 KBtu	0.000 KBtu/SqFt	\$266.10	\$0.000 /CCF	\$0.005 /SqFt
SEWER	78.00 CCF			\$335.52	\$4.302 /CCF	\$0.007 /SqFt
WATER	496.00 CCF			\$2,416.40	\$4.872 /CCF	\$0.048 /SqFt
<b>Totals:</b>		<b>23,628 KBtu</b>	<b>0.468 KBtu/SqFt</b>	<b>\$3,850.32</b>		



## Energy



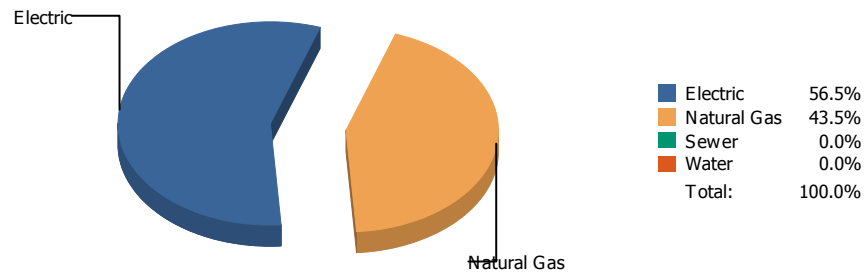
## Cost



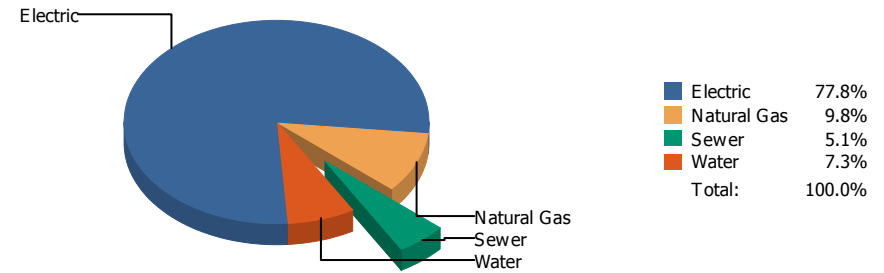
Commodity	Common Use	Energy Use	Energy Use / Area	Total Cost	Cost / Unit	Cost / Area
Place: [CANYON HILLS] CANYON HILLS 043 [BUILDING]						
Area: 133,149 SqFt						
Billing Period: Nov 2018						
ELECTRIC	49,370.00 kWh	168,500 KBtu	1.265 KBtu/SqFt	\$6,047.06	\$0.122 /kWh	\$0.045 /SqFt
NATURALGAS	1,190.00 CCF	122,570 KBtu	0.921 KBtu/SqFt	\$883.17	\$0.742 /CCF	\$0.007 /SqFt
SEWER	250.00 CCF			\$1,112.62	\$4.450 /CCF	\$0.008 /SqFt
WATER	380.00 CCF			\$1,529.10	\$4.024 /CCF	\$0.011 /SqFt
<b>Totals:</b>		<b>291,070 KBtu</b>	<b>2.186 KBtu/SqFt</b>	<b>\$9,571.95</b>		



## Energy



## Cost

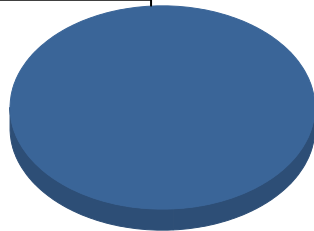


Commodity	Common Use	Energy Use	Energy Use / Area	Total Cost	Cost / Unit	Cost / Area
<b>Place: [CAREER] CAREER AND TECHNOLOGY [BUILDING]</b>						
<b>Area: 146,485 SqFt</b>						
<b>Billing Period: Nov 2018</b>						
ELECTRIC	78,420.00 kWh	267,647 KBtu	1.827 KBtu/SqFt	\$9,141.30	\$0.117 /kWh	\$0.062 /SqFt
NATURALGAS	2,002.00 CCF	206,206 KBtu	1.408 KBtu/SqFt	\$1,145.52	\$0.572 /CCF	\$0.008 /SqFt
SEWER	167.00 CCF			\$599.28	\$3.589 /CCF	\$0.004 /SqFt
WATER	252.00 CCF			\$862.63	\$3.423 /CCF	\$0.006 /SqFt
<b>Totals:</b>		<b>473,853 KBtu</b>	<b>3.235 KBtu/SqFt</b>	<b>\$11,748.73</b>		



## Energy

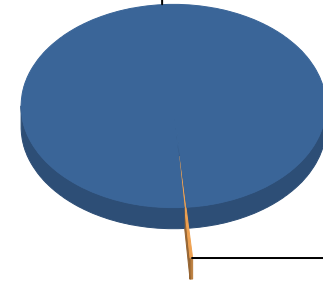
Electric



■ Electric 100.0%  
 ■ Water 0.0%  
 Total: 100.0%

## Cost

Electric

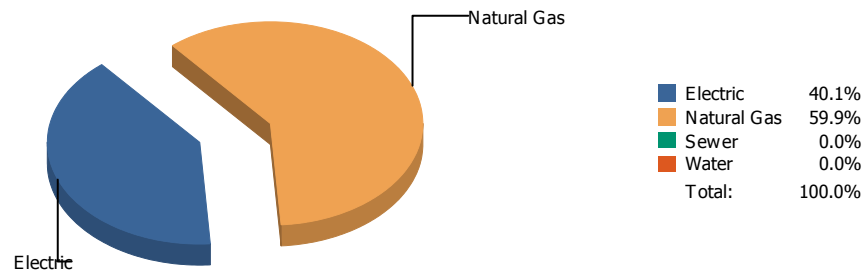


■ Electric 99.8%  
 ■ Water 0.2%  
 Total: 100.0%

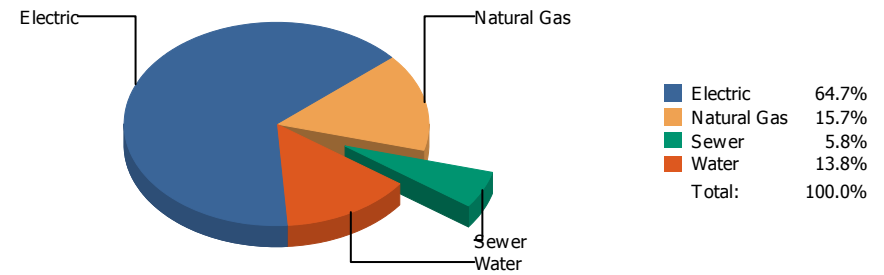
Commodity	Common Use	Energy Use	Energy Use / Area	Total Cost	Cost / Unit	Cost / Area
Place: [CHAPIN] CHAPIN 012 [BUILDING]						
Area: 273,727 SqFt						
Billing Period: Nov 2018						
ELECTRIC	274,076.00 kWh	935,421 KBtu	3.417 KBtu/SqFt	\$28,159.17	\$0.103 /kWh	\$0.103 /SqFt
WATER	0.00 CCF			\$65.38	\$0.000 /CCF	\$0.000 /SqFt
<b>Totals:</b>		<b>935,421 KBtu</b>	<b>3.417 KBtu/SqFt</b>	<b>\$28,224.55</b>		



## Energy



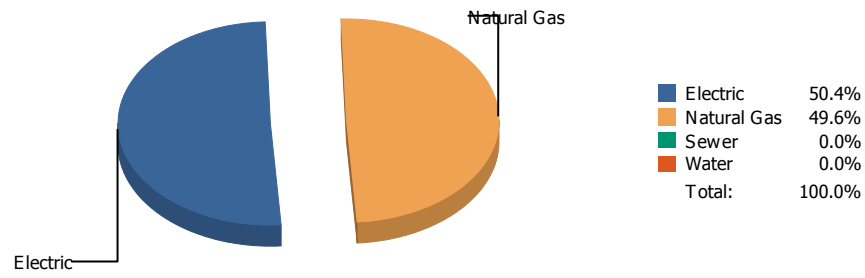
## Cost



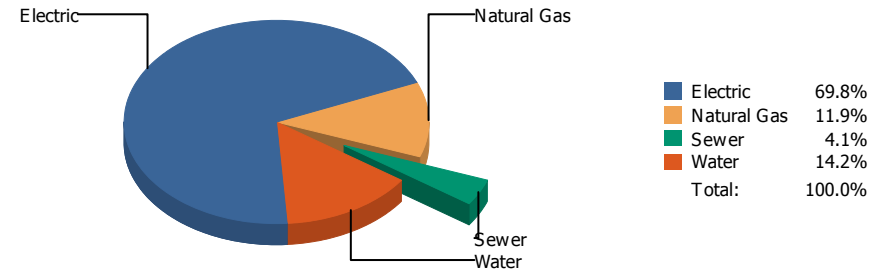
Commodity	Common Use	Energy Use	Energy Use / Area	Total Cost	Cost / Unit	Cost / Area
<b>Place: [CHARLES] H.E. CHARLES 045 [BUILDING]</b> <b>Area: 107,867 SqFt</b> <b>Billing Period: Nov 2018</b>						
ELECTRIC	54,621.00 kWh	186,421 KBtu	1.728 KBtu/SqFt	\$6,749.56	\$0.124 /kWh	\$0.062 /SqFt
NATURALGAS	2,709.00 CCF	279,027 KBtu	2.587 KBtu/SqFt	\$1,633.31	\$0.603 /CCF	\$0.015 /SqFt
SEWER	149.00 CCF			\$602.15	\$4.041 /CCF	\$0.006 /SqFt
WATER	355.00 CCF			\$1,443.82	\$4.067 /CCF	\$0.013 /SqFt
<b>Totals:</b>		<b>465,448 KBtu</b>	<b>4.315 KBtu/SqFt</b>	<b>\$10,428.84</b>		



## Energy



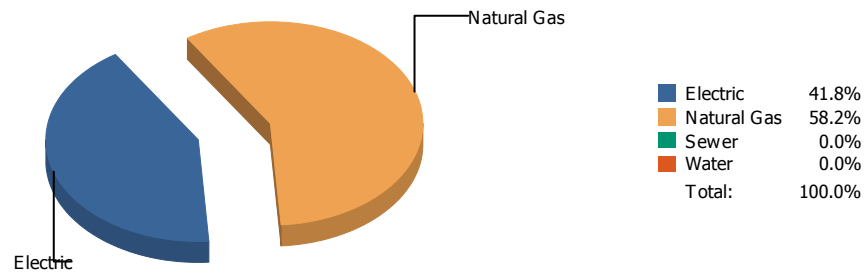
## Cost



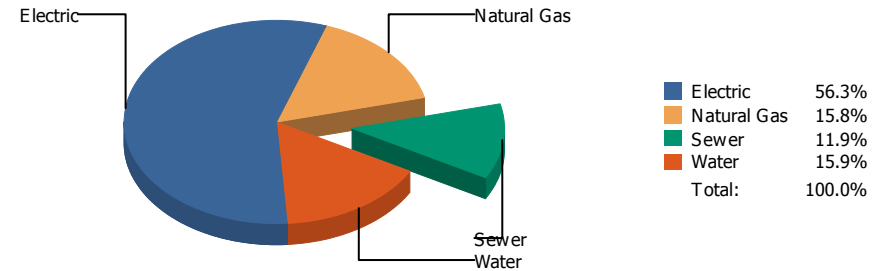
Commodity	Common Use	Energy Use	Energy Use / Area	Total Cost	Cost / Unit	Cost / Area
Place: [CIELO VI] CIELO VISTA 151 [BUILDING]						
Area: 66,034 SqFt						
Billing Period: Nov 2018						
ELECTRIC	41,120.00 kWh	140,343 KBtu	2.125 KBtu/SqFt	\$5,549.40	\$0.135 /kWh	\$0.084 /SqFt
NATURALGAS	1,340.00 CCF	138,020 KBtu	2.090 KBtu/SqFt	\$944.79	\$0.705 /CCF	\$0.014 /SqFt
SEWER	61.00 CCF			\$322.69	\$5.290 /CCF	\$0.005 /SqFt
WATER	281.00 CCF			\$1,131.41	\$4.026 /CCF	\$0.017 /SqFt
<b>Totals:</b>		<b>278,363 KBtu</b>	<b>4.215 KBtu/SqFt</b>	<b>\$7,948.29</b>		



## Energy



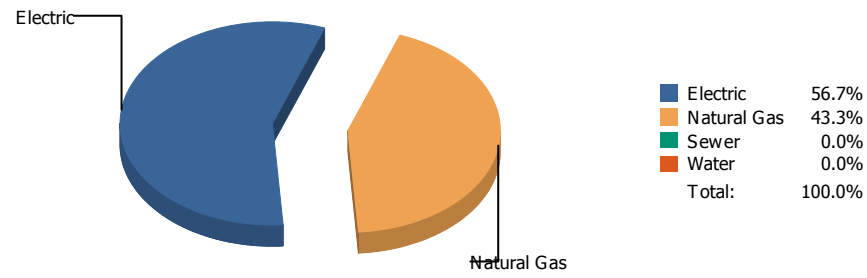
## Cost



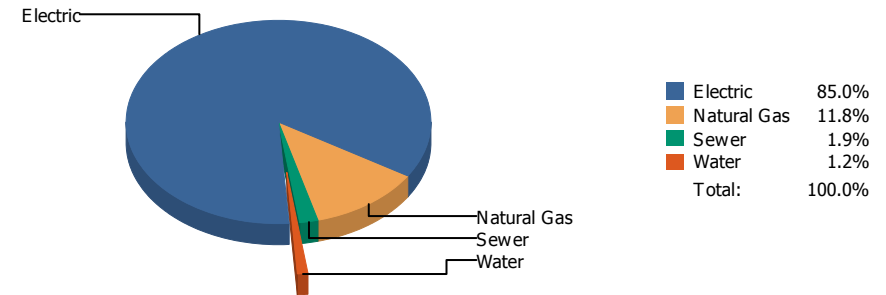
Commodity	Common Use	Energy Use	Energy Use / Area	Total Cost	Cost / Unit	Cost / Area
Place: [CLARDY] CLARDY 109 [BUILDING]						
Area: 70,700 SqFt						
Billing Period: Nov 2018						
ELECTRIC	24,728.00 kWh	84,397 KBtu	1.194 KBtu/SqFt	\$2,993.97	\$0.121 /kWh	\$0.042 /SqFt
NATURALGAS	1,139.00 CCF	117,317 KBtu	1.659 KBtu/SqFt	\$840.73	\$0.738 /CCF	\$0.012 /SqFt
SEWER	174.00 CCF			\$631.79	\$3.631 /CCF	\$0.009 /SqFt
WATER	283.00 CCF			\$847.38	\$2.994 /CCF	\$0.012 /SqFt
<b>Totals:</b>		<b>201,714 KBtu</b>	<b>2.853 KBtu/SqFt</b>	<b>\$5,313.87</b>		



## Energy



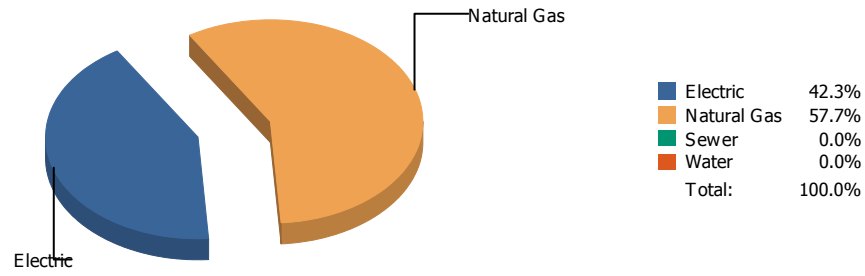
## Cost



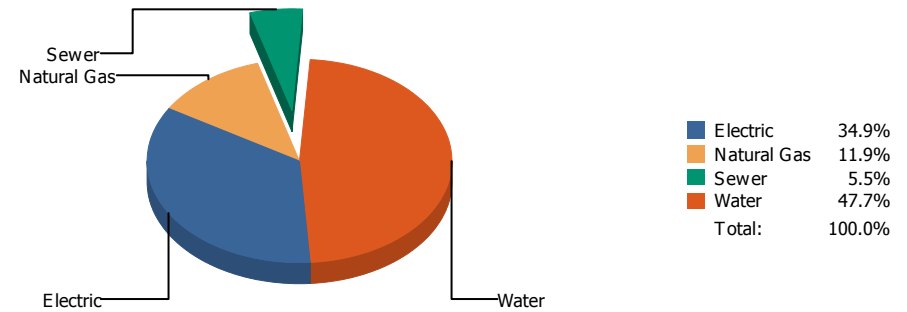
Commodity	Common Use	Energy Use	Energy Use / Area	Total Cost	Cost / Unit	Cost / Area
<b>Place: [CLENDENIN] CLENDENIN 149 [BUILDING]</b> <b>Area: 62,721 SqFt</b> <b>Billing Period: Nov 2018</b>						
ELECTRIC	35,948.00 kWh	122,691 KBtu	1.956 KBtu/SqFt	\$4,295.61	\$0.119 /kWh	\$0.068 /SqFt
NATURALGAS	908.00 CCF	93,524 KBtu	1.491 KBtu/SqFt	\$598.07	\$0.659 /CCF	\$0.010 /SqFt
SEWER	1.00 CCF			\$95.18	\$95.180 /CCF	\$0.002 /SqFt
WATER	3.00 CCF			\$62.19	\$20.730 /CCF	\$0.001 /SqFt
<b>Totals:</b>		<b>216,215 KBtu</b>	<b>3.447 KBtu/SqFt</b>	<b>\$5,051.05</b>		



## Energy



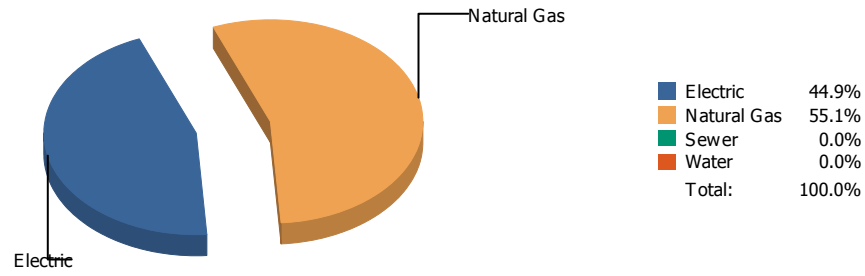
## Cost



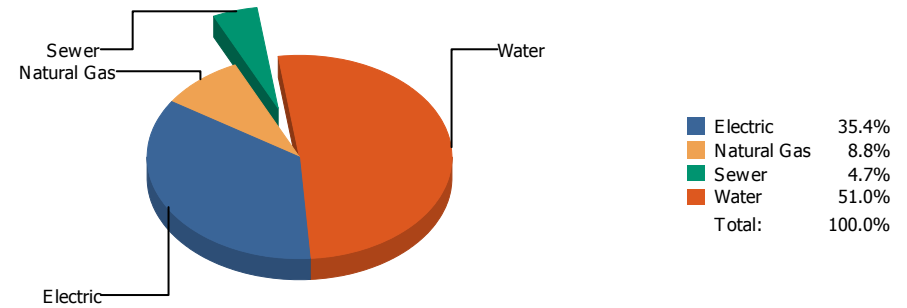
Commodity	Common Use	Energy Use	Energy Use / Area	Total Cost	Cost / Unit	Cost / Area
Place: [COLDWELL] COLDWELL 110 [BUILDING]						
Area: 67,310 SqFt						
Billing Period: Nov 2018						
ELECTRIC	24,226.00 kWh	82,683 KBtu	1.228 KBtu/SqFt	\$2,811.57	\$0.116 /kWh	\$0.042 /SqFt
NATURALGAS	1,097.00 CCF	112,991 KBtu	1.679 KBtu/SqFt	\$961.70	\$0.877 /CCF	\$0.014 /SqFt
SEWER	97.00 CCF			\$445.94	\$4.597 /CCF	\$0.006 /SqFt
WATER	606.00 CCF			\$3,848.40	\$6.350 /CCF	\$0.057 /SqFt
<b>Totals:</b>		<b>195,674 KBtu</b>	<b>2.907 KBtu/SqFt</b>	<b>\$8,067.61</b>		



## Energy



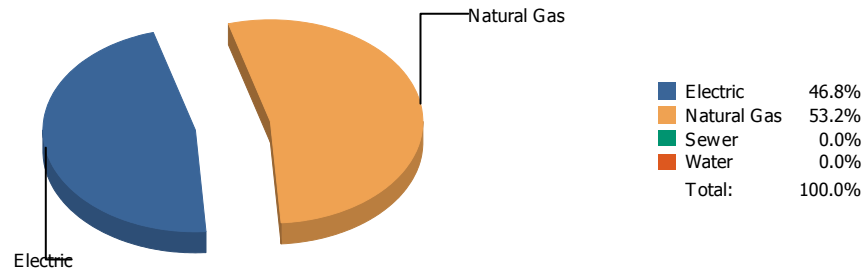
## Cost



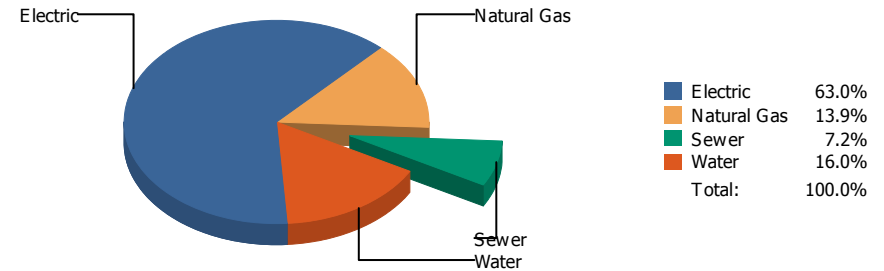
Commodity	Common Use	Energy Use	Energy Use / Area	Total Cost	Cost / Unit	Cost / Area
<b>Place: [COLLINS] COLLINS      142 [BUILDING]</b> <b>Area: 81,245 SqFt</b> <b>Billing Period: Nov 2018</b>						
ELECTRIC	36,741.00 kWh	125,397 KBtu	1.543 KBtu/SqFt	\$4,122.13	\$0.112 /kWh	\$0.051 /SqFt
NATURALGAS	1,495.00 CCF	153,985 KBtu	1.895 KBtu/SqFt	\$1,026.91	\$0.687 /CCF	\$0.013 /SqFt
SEWER	180.00 CCF			\$549.98	\$3.055 /CCF	\$0.007 /SqFt
WATER	969.00 CCF			\$5,940.06	\$6.130 /CCF	\$0.073 /SqFt
<b>Totals:</b>		<b>279,382 KBtu</b>	<b>3.439 KBtu/SqFt</b>	<b>\$11,639.08</b>		



## Energy



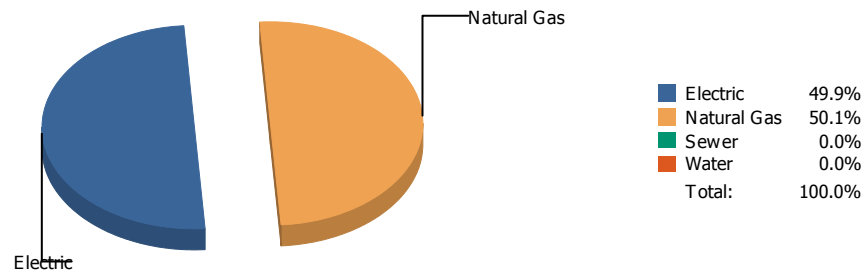
## Cost



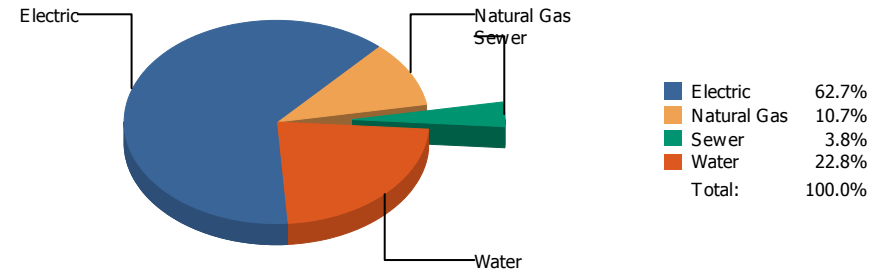
Commodity	Common Use	Energy Use	Energy Use / Area	Total Cost	Cost / Unit	Cost / Area
Place: [COOLEY] COOLEY 111 [BUILDING]						
Area: 95,590 SqFt						
Billing Period: Nov 2018						
ELECTRIC	70,400.00 kWh	240,275 KBtu	2.514 KBtu/SqFt	\$7,232.32	\$0.103 /kWh	\$0.076 /SqFt
NATURALGAS	2,655.00 CCF	273,465 KBtu	2.861 KBtu/SqFt	\$1,589.64	\$0.599 /CCF	\$0.017 /SqFt
SEWER	137.00 CCF			\$821.79	\$5.998 /CCF	\$0.008 /SqFt
WATER	440.00 CCF			\$1,831.94	\$4.164 /CCF	\$0.019 /SqFt
<b>Totals:</b>		<b>513,740 KBtu</b>	<b>5.374 KBtu/SqFt</b>	<b>\$11,475.69</b>		



## Energy



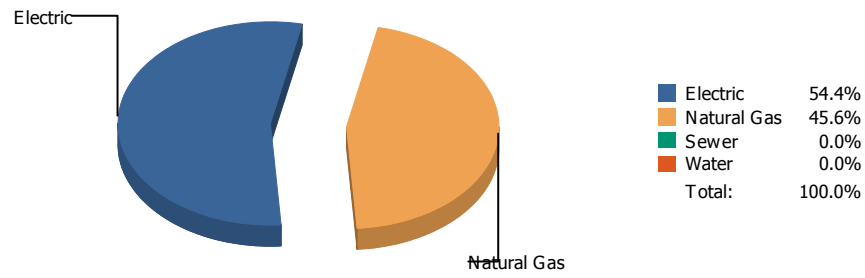
## Cost



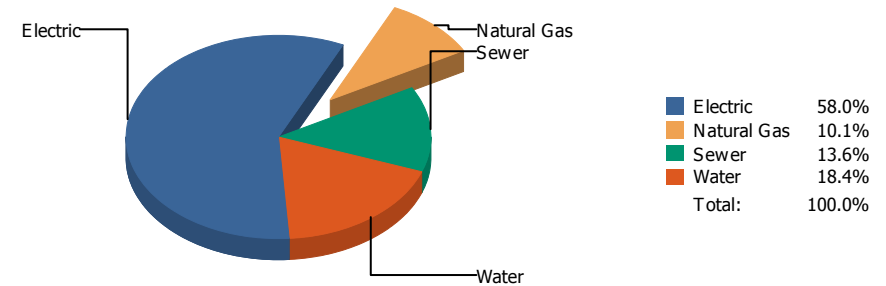
Commodity	Common Use	Energy Use	Energy Use / Area	Total Cost	Cost / Unit	Cost / Area
Place: [CORONADO] CORONADO 005 [BUILDING]						
Area: 406,757 SqFt						
Billing Period: Nov 2018						
ELECTRIC	226,057.00 kWh	771,533 KBtu	1.897 KBtu/SqFt	\$23,561.06	\$0.104 /kWh	\$0.057 /SqFt
NATURALGAS	7,518.00 CCF	774,354 KBtu	1.904 KBtu/SqFt	\$4,038.14	\$0.537 /CCF	\$0.010 /SqFt
SEWER	504.00 CCF			\$1,418.89	\$2.815 /CCF	\$0.003 /SqFt
WATER	2,480.00 CCF			\$8,552.53	\$3.449 /CCF	\$0.021 /SqFt
<b>Totals:</b>		<b>1,545,887 KBtu</b>	<b>3.801 KBtu/SqFt</b>	<b>\$37,570.62</b>		



## Energy



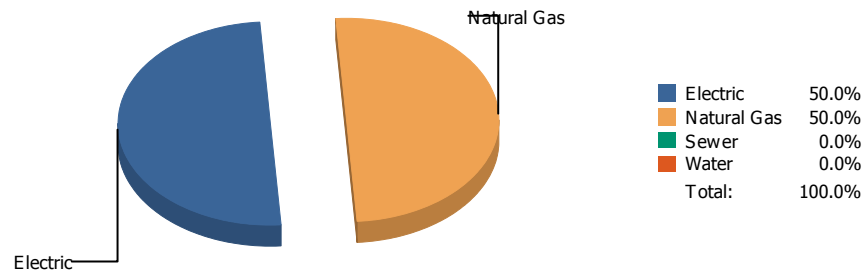
## Cost



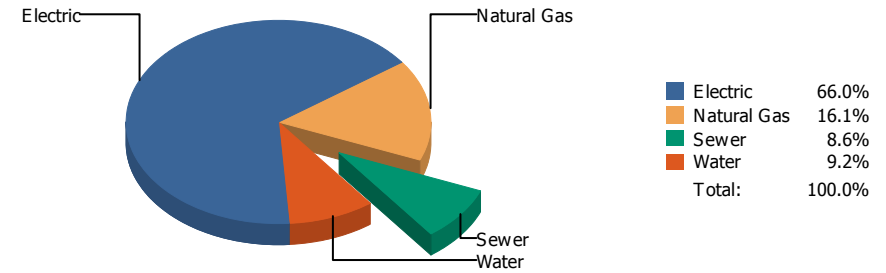
Commodity	Common Use	Energy Use	Energy Use / Area	Total Cost	Cost / Unit	Cost / Area
<b>Place: [CROCKETT_1] CROCKETT      112 [BUILDING]</b> <b>Area: 92,585 SqFt</b> <b>Billing Period: Nov 2018</b>						
ELECTRIC	24,010.00 kWh	81,946 KBtu	0.885 KBtu/SqFt	\$2,745.38	\$0.114 /kWh	\$0.030 /SqFt
NATURALGAS	667.00 CCF	68,701 KBtu	0.742 KBtu/SqFt	\$477.49	\$0.716 /CCF	\$0.005 /SqFt
SEWER	191.00 CCF			\$644.62	\$3.375 /CCF	\$0.007 /SqFt
WATER	227.00 CCF			\$869.84	\$3.832 /CCF	\$0.009 /SqFt
<b>Totals:</b>		<b>150,647 KBtu</b>	<b>1.627 KBtu/SqFt</b>	<b>\$4,737.33</b>		



## Energy



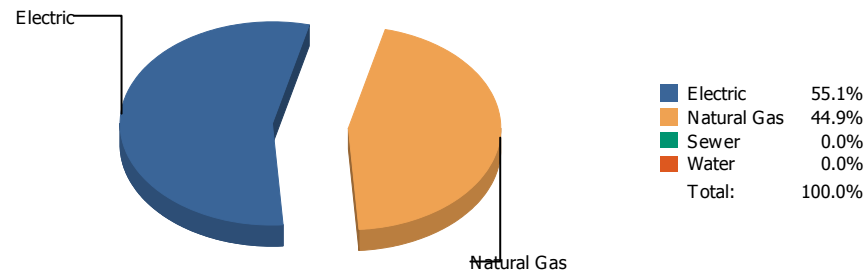
## Cost



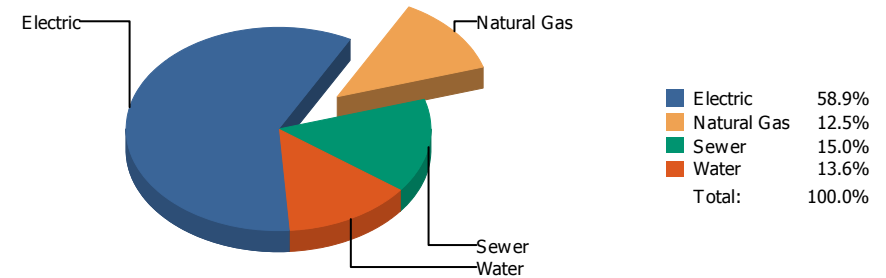
Commodity	Common Use	Energy Use	Energy Use / Area	Total Cost	Cost / Unit	Cost / Area
Place: [CROSBY] CROSBY 113 [BUILDING]						
Area: 83,100 SqFt						
Billing Period: Nov 2018						
ELECTRIC	29,297.00 kWh	99,991 KBtu	1.203 KBtu/SqFt	\$3,128.06	\$0.107 /kWh	\$0.038 /SqFt
NATURALGAS	970.00 CCF	99,910 KBtu	1.202 KBtu/SqFt	\$764.06	\$0.788 /CCF	\$0.009 /SqFt
SEWER	116.00 CCF			\$408.10	\$3.518 /CCF	\$0.005 /SqFt
WATER	103.00 CCF			\$437.47	\$4.247 /CCF	\$0.005 /SqFt
<b>Totals:</b>		<b>199,901 KBtu</b>	<b>2.406 KBtu/SqFt</b>	<b>\$4,737.69</b>		



## Energy



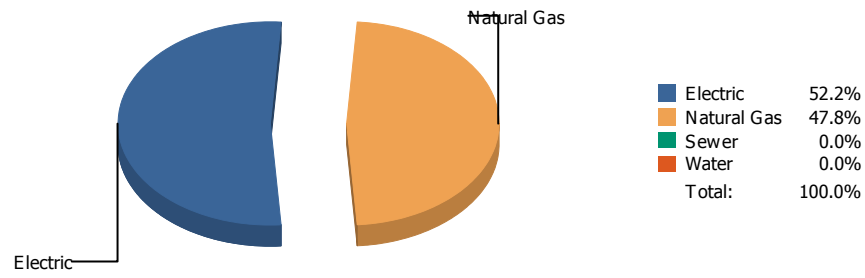
## Cost



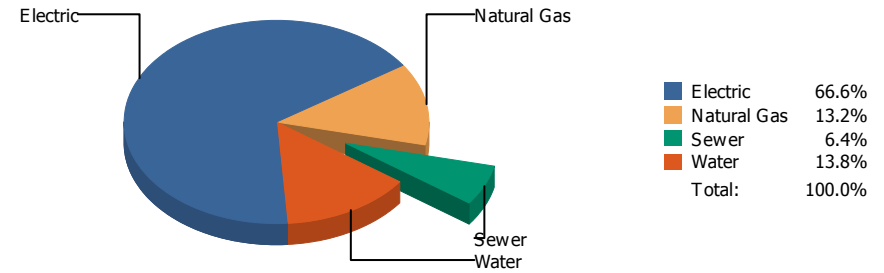
Commodity	Common Use	Energy Use	Energy Use / Area	Total Cost	Cost / Unit	Cost / Area
Place: [DOUGLASS] DOUGLASS 114 [BUILDING]						
Area: 86,903 SqFt						
Billing Period: Nov 2018						
ELECTRIC	29,952.00 kWh	102,226 KBtu	1.176 KBtu/SqFt	\$3,181.55	\$0.106 /kWh	\$0.036 /SqFt
NATURALGAS	808.00 CCF	83,224 KBtu	0.958 KBtu/SqFt	\$676.48	\$0.837 /CCF	\$0.008 /SqFt
SEWER	289.00 CCF			\$809.21	\$2.800 /CCF	\$0.009 /SqFt
WATER	220.00 CCF			\$736.47	\$3.348 /CCF	\$0.008 /SqFt
<b>Totals:</b>		<b>185,450 KBtu</b>	<b>2.134 KBtu/SqFt</b>	<b>\$5,403.71</b>		



## Energy



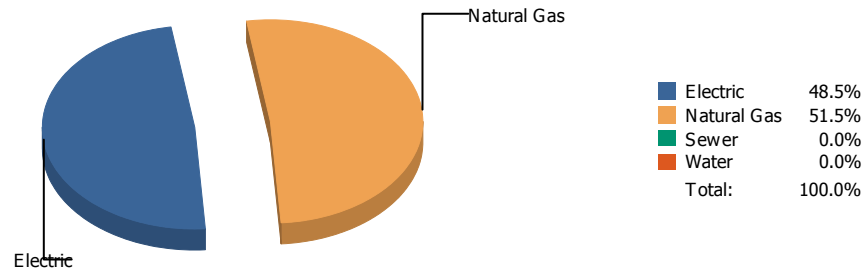
## Cost



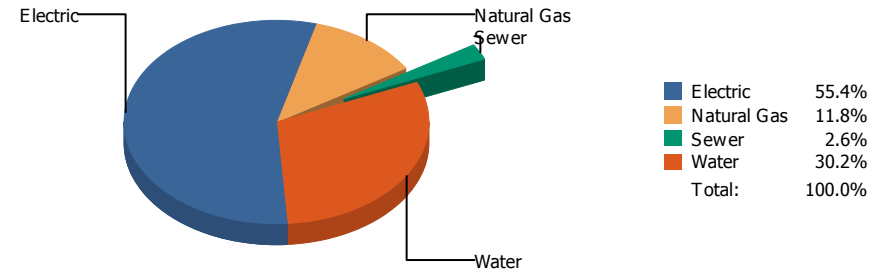
Commodity	Common Use	Energy Use	Energy Use / Area	Total Cost	Cost / Unit	Cost / Area
<b>Place: [DOWELL] DOWELL      115 [BUILDING]</b> <b>Area: 55,801 SqFt</b> <b>Billing Period: Nov 2018</b>						
ELECTRIC	17,345.00 kWh	59,198 KBtu	1.061 KBtu/SqFt	\$2,058.40	\$0.119 /kWh	\$0.037 /SqFt
NATURALGAS	527.00 CCF	54,281 KBtu	0.973 KBtu/SqFt	\$407.21	\$0.773 /CCF	\$0.007 /SqFt
SEWER	64.00 CCF			\$196.37	\$3.068 /CCF	\$0.004 /SqFt
WATER	107.00 CCF			\$427.06	\$3.991 /CCF	\$0.008 /SqFt
<b>Totals:</b>		<b>113,479 KBtu</b>	<b>2.034 KBtu/SqFt</b>	<b>\$3,089.04</b>		



## Energy



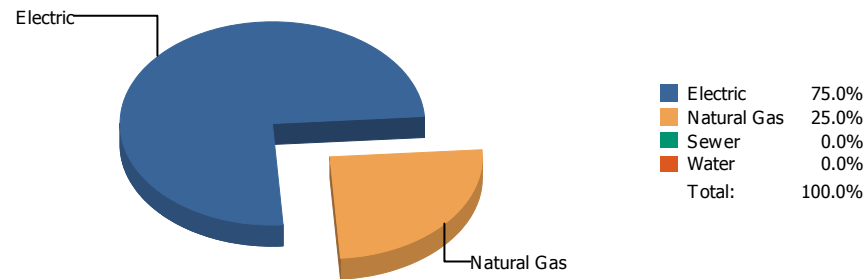
## Cost



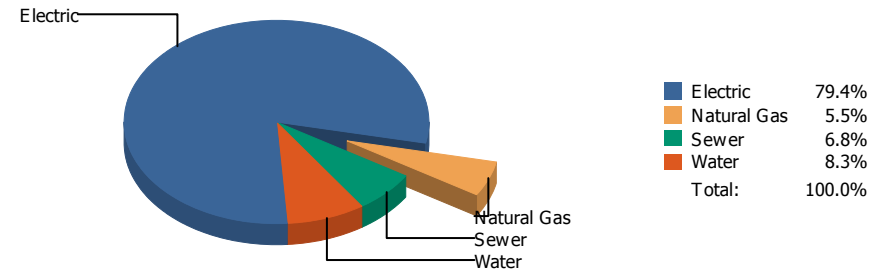
Commodity	Common Use	Energy Use	Energy Use / Area	Total Cost	Cost / Unit	Cost / Area
<b>Place: [DRHORNEDOMIDDLESCHOOL_1] DR. HORNEDO MIDDLE SCHOOL 058 [BUILDING]</b>						
<b>Area: 184,871 SqFt</b>						
<b>Billing Period: Nov 2018</b>						
ELECTRIC	99,005.00 kWh	337,904 KBtu	1.828 KBtu/SqFt	\$8,824.53	\$0.089 /kWh	\$0.048 /SqFt
NATURALGAS	3,480.00 CCF	358,440 KBtu	1.939 KBtu/SqFt	\$1,884.76	\$0.542 /CCF	\$0.010 /SqFt
SEWER	54.00 CCF			\$420.70	\$7.791 /CCF	\$0.002 /SqFt
WATER	68.00 CCF			\$4,807.46	\$70.698 /CCF	\$0.026 /SqFt
<b>Totals:</b>		<b>696,344 KBtu</b>	<b>3.767 KBtu/SqFt</b>	<b>\$15,937.45</b>		



## Energy



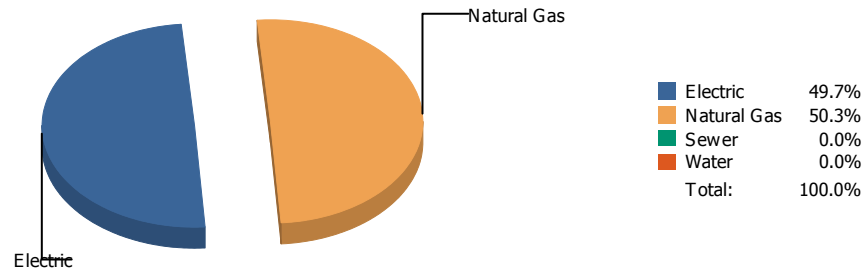
## Cost



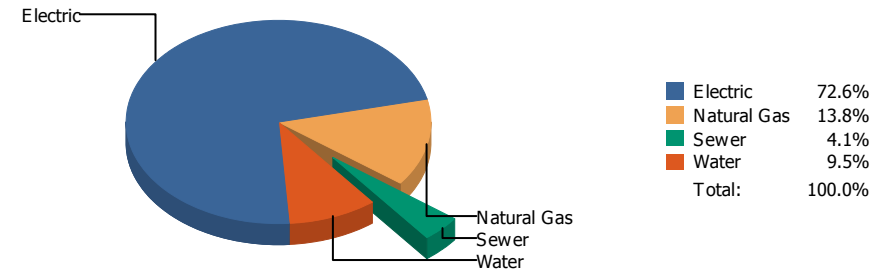
Commodity	Common Use	Energy Use	Energy Use / Area	Total Cost	Cost / Unit	Cost / Area
Place: [ED CENTER] ED CENTER 919 [BUILDING]						
Area: 220,243 SqFt						
Billing Period: Nov 2018						
ELECTRIC	203,523.00 kWh	694,624 KBtu	3.154 KBtu/SqFt	\$20,136.26	\$0.099 /kWh	\$0.091 /SqFt
NATURALGAS	2,246.00 CCF	231,338 KBtu	1.050 KBtu/SqFt	\$1,386.83	\$0.617 /CCF	\$0.006 /SqFt
SEWER	487.00 CCF			\$1,714.58	\$3.521 /CCF	\$0.008 /SqFt
WATER	627.00 CCF			\$2,112.76	\$3.370 /CCF	\$0.009 /SqFt
<b>Totals:</b>		<b>925,962 KBtu</b>	<b>4.204 KBtu/SqFt</b>	<b>\$25,350.43</b>		



## Energy



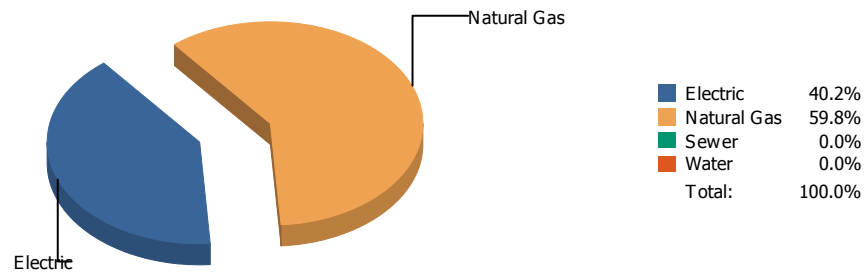
## Cost



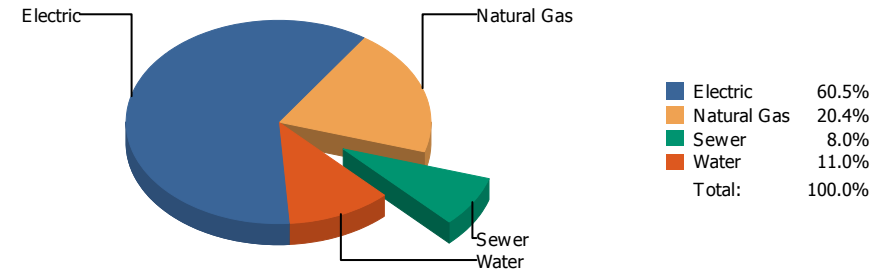
Commodity	Common Use	Energy Use	Energy Use / Area	Total Cost	Cost / Unit	Cost / Area
Place: [EL PASO] EL PASO HIGH 006 [BUILDING]						
Area: 236,062 SqFt						
Billing Period: Nov 2018						
ELECTRIC	168,176.00 kWh	573,985 KBtu	2.432 KBtu/SqFt	\$18,545.63	\$0.110 /kWh	\$0.078 /SqFt
NATURALGAS	5,644.00 CCF	581,332 KBtu	2.463 KBtu/SqFt	\$3,522.12	\$0.624 /CCF	\$0.015 /SqFt
SEWER	219.00 CCF			\$1,035.30	\$4.727 /CCF	\$0.004 /SqFt
WATER	560.00 CCF			\$2,431.39	\$4.342 /CCF	\$0.010 /SqFt
<b>Totals:</b>		<b>1,155,317 KBtu</b>	<b>4.894 KBtu/SqFt</b>	<b>\$25,534.44</b>		



## Energy



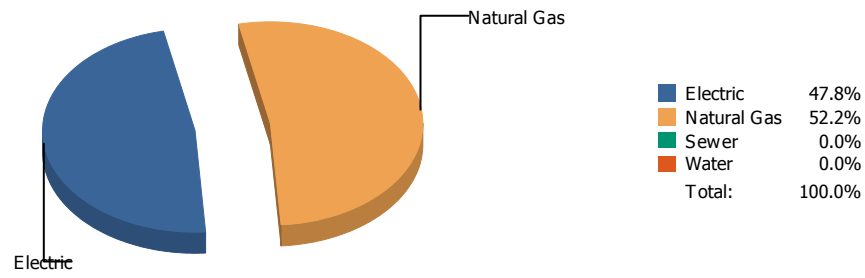
## Cost



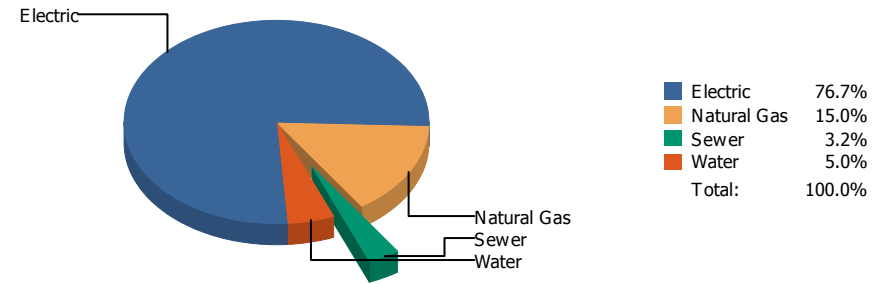
Commodity	Common Use	Energy Use	Energy Use / Area	Total Cost	Cost / Unit	Cost / Area
Place: [FANNIN] FANNIN 116 [BUILDING]						
Area: 73,291 SqFt						
Billing Period: Nov 2018						
ELECTRIC	37,506.00 kWh	128,008 KBtu	1.747 KBtu/SqFt	\$3,958.25	\$0.106 /kWh	\$0.054 /SqFt
NATURALGAS	1,845.00 CCF	190,035 KBtu	2.593 KBtu/SqFt	\$1,334.52	\$0.723 /CCF	\$0.018 /SqFt
SEWER	118.00 CCF			\$524.83	\$4.448 /CCF	\$0.007 /SqFt
WATER	163.00 CCF			\$720.36	\$4.419 /CCF	\$0.010 /SqFt
<b>Totals:</b>		<b>318,043 KBtu</b>	<b>4.339 KBtu/SqFt</b>	<b>\$6,537.96</b>		



## Energy



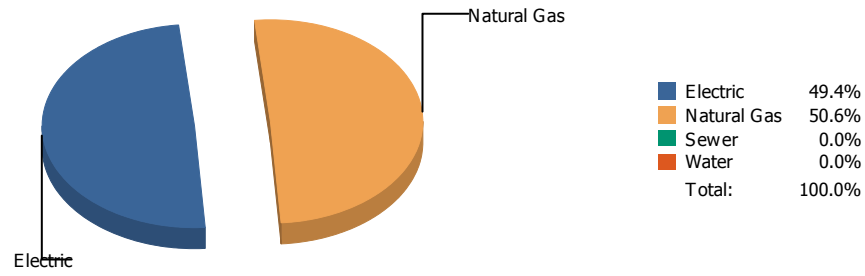
## Cost



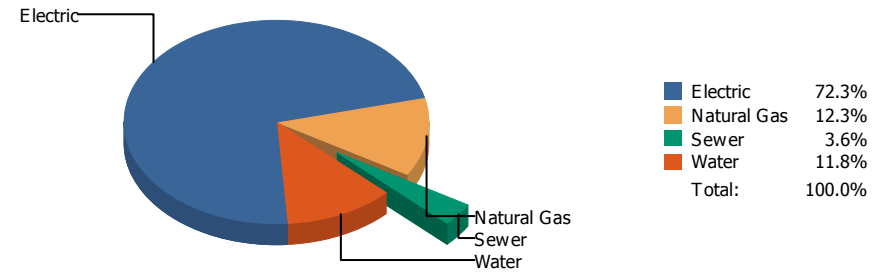
Commodity	Common Use	Energy Use	Energy Use / Area	Total Cost	Cost / Unit	Cost / Area
Place: [FRANKLIN] FRANKLIN HIGH SCHOOL 010 [BUILDING]						
Area: 329,377 SqFt						
Billing Period: Nov 2018						
ELECTRIC	254,741.00 kWh	869,431 KBtu	2.640 KBtu/SqFt	\$24,705.99	\$0.097 /kWh	\$0.075 /SqFt
NATURALGAS	9,227.00 CCF	950,381 KBtu	2.885 KBtu/SqFt	\$4,841.17	\$0.525 /CCF	\$0.015 /SqFt
SEWER	381.00 CCF			\$1,045.27	\$2.743 /CCF	\$0.003 /SqFt
WATER	575.00 CCF			\$1,624.85	\$2.826 /CCF	\$0.005 /SqFt
<b>Totals:</b>		<b>1,819,812 KBtu</b>	<b>5.525 KBtu/SqFt</b>	<b>\$32,217.28</b>		



## Energy



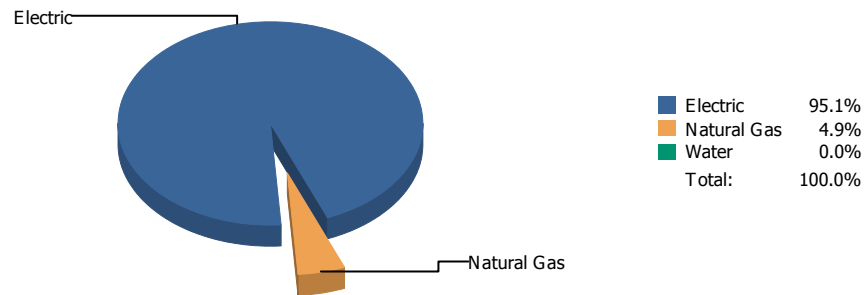
## Cost



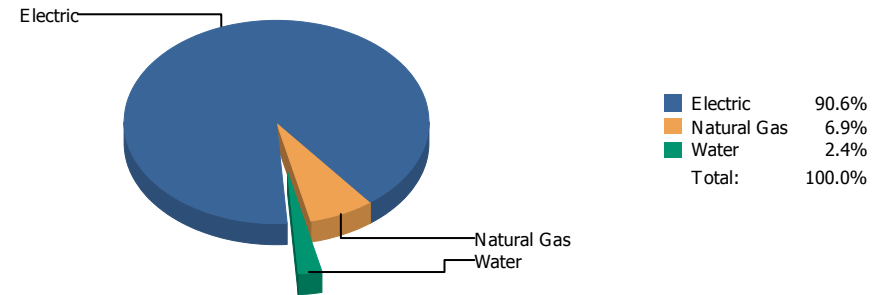
Commodity	Common Use	Energy Use	Energy Use / Area	Total Cost	Cost / Unit	Cost / Area
<b>Place: [FRANKLIN9THGRADECENTER_2] FRANKLIN 9TH GRADE CENTER 053 [BUILDING]</b>						
<b>Area: 193,158 SqFt</b>						
<b>Billing Period: Nov 2018</b>						
ELECTRIC	109,000.00 kWh	372,017 KBtu	1.926 KBtu/SqFt	\$11,772.50	\$0.108 /kWh	\$0.061 /SqFt
NATURALGAS	3,703.00 CCF	381,409 KBtu	1.975 KBtu/SqFt	\$1,996.33	\$0.539 /CCF	\$0.010 /SqFt
SEWER	143.00 CCF			\$590.69	\$4.131 /CCF	\$0.003 /SqFt
WATER	833.00 CCF			\$1,915.85	\$2.300 /CCF	\$0.010 /SqFt
<b>Totals:</b>		<b>753,426 KBtu</b>	<b>3.901 KBtu/SqFt</b>	<b>\$16,275.37</b>		



## Energy



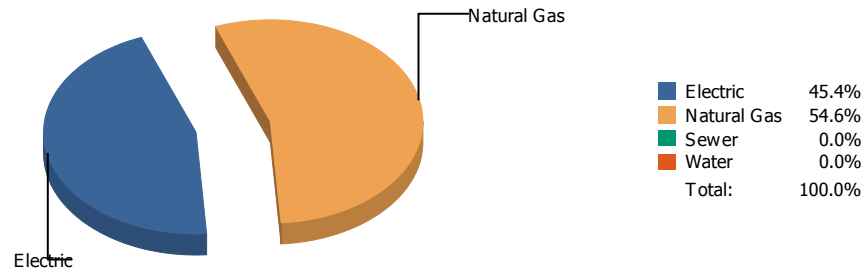
## Cost



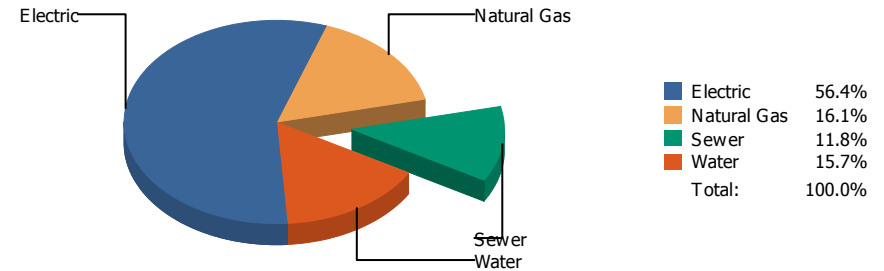
Commodity	Common Use	Energy Use	Energy Use / Area	Total Cost	Cost / Unit	Cost / Area
<b>Place: [GAMBLE] JAMES GAMBLE WAREHOUSE [BUILDING]</b>						
<b>Area: 53,241 SqFt</b>						
<b>Billing Period: Nov 2018</b>						
ELECTRIC	26,300.00 kWh	89,762 KBtu	1.686 KBtu/SqFt	\$2,042.51	\$0.078 /kWh	\$0.038 /SqFt
NATURALGAS	45.00 CCF	4,635 KBtu	0.087 KBtu/SqFt	\$156.53	\$3.478 /CCF	\$0.003 /SqFt
WATER	0.00 CCF			\$54.48	\$0.000 /CCF	\$0.001 /SqFt
<b>Totals:</b>		<b>94,397 KBtu</b>	<b>1.773 KBtu/SqFt</b>	<b>\$2,253.52</b>		



## Energy



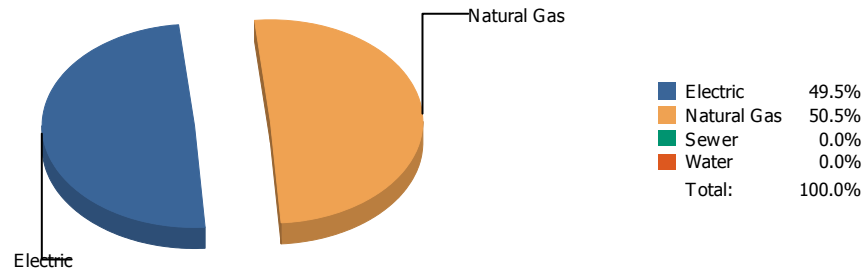
## Cost



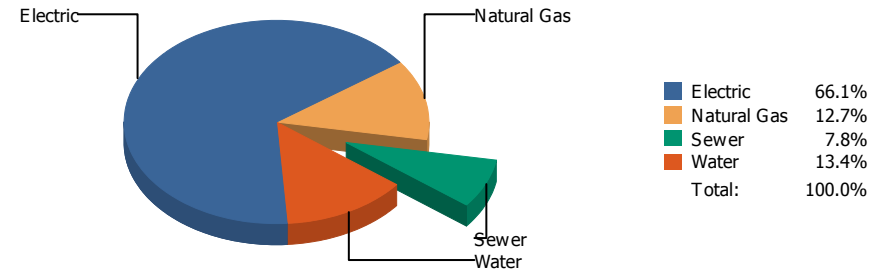
Commodity	Common Use	Energy Use	Energy Use / Area	Total Cost	Cost / Unit	Cost / Area
<b>Place: [GREEN] GREEN ELEMENTARY SCHOOL 162 [BUILDING]</b>						
<b>Area: 88,156 SqFt</b>						
<b>Billing Period: Nov 2018</b>						
ELECTRIC	30,900.00 kWh	105,462 KBtu	1.196 KBtu/SqFt	\$3,137.54	\$0.102 /kWh	\$0.036 /SqFt
NATURALGAS	1,232.00 CCF	126,896 KBtu	1.439 KBtu/SqFt	\$895.43	\$0.727 /CCF	\$0.010 /SqFt
SEWER	130.00 CCF			\$659.13	\$5.070 /CCF	\$0.007 /SqFt
WATER	214.00 CCF			\$871.75	\$4.074 /CCF	\$0.010 /SqFt
<b>Totals:</b>		<b>232,358 KBtu</b>	<b>2.636 KBtu/SqFt</b>	<b>\$5,563.85</b>		



## Energy



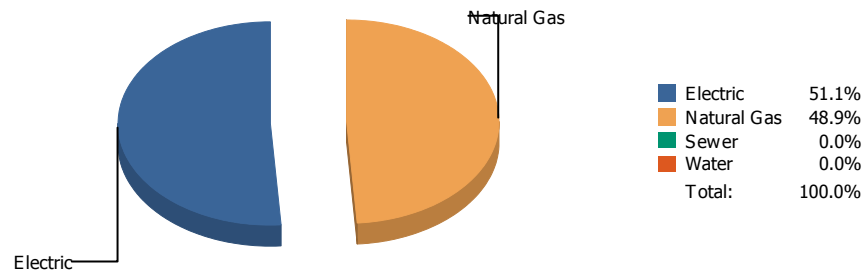
## Cost



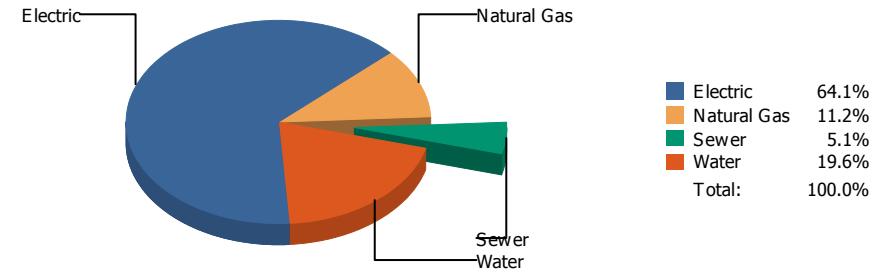
Commodity	Common Use	Energy Use	Energy Use / Area	Total Cost	Cost / Unit	Cost / Area
<b>Place: [GUERRERO] ROSA GUERRERO ELEMENTARY 163 [BUILDING]</b>						
<b>Area: 88,641 SqFt</b>						
<b>Billing Period: Nov 2018</b>						
ELECTRIC	40,300.00 kWh	137,544 KBtu	1.552 KBtu/SqFt	\$4,933.31	\$0.122 /kWh	\$0.056 /SqFt
NATURALGAS	1,362.00 CCF	140,286 KBtu	1.583 KBtu/SqFt	\$952.20	\$0.699 /CCF	\$0.011 /SqFt
SEWER	149.00 CCF			\$584.04	\$3.920 /CCF	\$0.006 /SqFt
WATER	403.00 CCF			\$999.18	\$2.479 /CCF	\$0.011 /SqFt
<b>Totals:</b>		<b>277,830 KBtu</b>	<b>3.134 KBtu/SqFt</b>	<b>\$7,468.73</b>		



## Energy



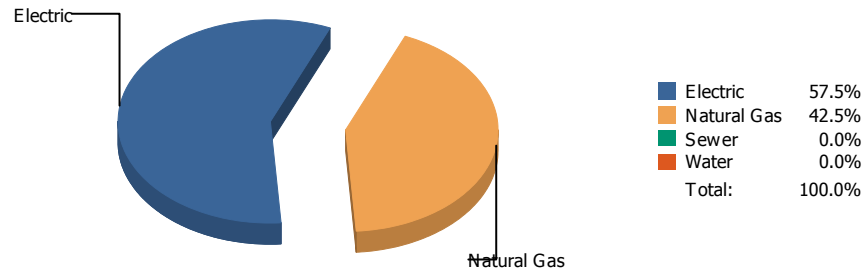
## Cost



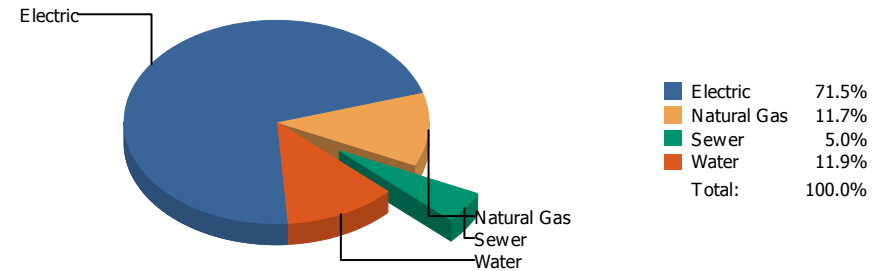
Commodity	Common Use	Energy Use	Energy Use / Area	Total Cost	Cost / Unit	Cost / Area
<b>Place: [GUILLEN] GUILLEN      044 [BUILDING]</b> <b>Area: 223,773 SqFt</b> <b>Billing Period: Nov 2018</b>						
ELECTRIC	80,454.00 kWh	274,590 KBtu	1.227 KBtu/SqFt	\$8,890.63	\$0.111 /kWh	\$0.040 /SqFt
NATURALGAS	2,555.00 CCF	263,165 KBtu	1.176 KBtu/SqFt	\$1,550.28	\$0.607 /CCF	\$0.007 /SqFt
SEWER	214.00 CCF			\$708.19	\$3.309 /CCF	\$0.003 /SqFt
WATER	671.00 CCF			\$2,719.73	\$4.053 /CCF	\$0.012 /SqFt
<b>Totals:</b>		<b>537,755 KBtu</b>	<b>2.403 KBtu/SqFt</b>	<b>\$13,868.83</b>		



## Energy



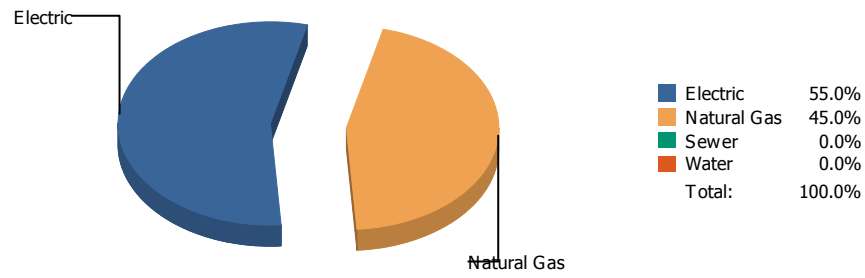
## Cost



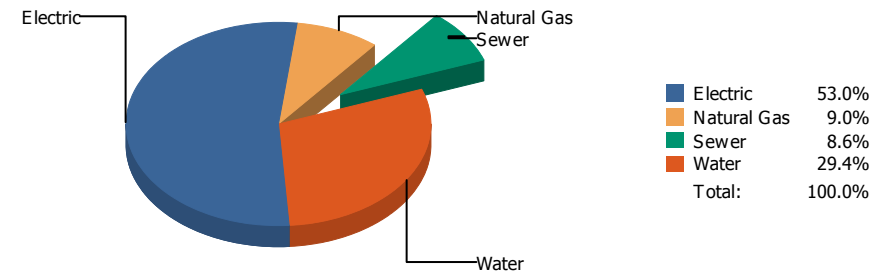
Commodity	Common Use	Energy Use	Energy Use / Area	Total Cost	Cost / Unit	Cost / Area
<b>Place: [HART] HART      118 [BUILDING]</b> <b>Area: 63,357 SqFt</b> <b>Billing Period: Nov 2018</b>						
ELECTRIC	49,560.00 kWh	169,148 KBtu	2.670 KBtu/SqFt	\$4,559.11	\$0.092 /kWh	\$0.072 /SqFt
NATURALGAS	1,215.00 CCF	125,145 KBtu	1.975 KBtu/SqFt	\$744.41	\$0.613 /CCF	\$0.012 /SqFt
SEWER	58.00 CCF			\$316.96	\$5.465 /CCF	\$0.005 /SqFt
WATER	138.00 CCF			\$756.88	\$5.485 /CCF	\$0.012 /SqFt
<b>Totals:</b>		<b>294,293 KBtu</b>	<b>4.645 KBtu/SqFt</b>	<b>\$6,377.36</b>		



## Energy



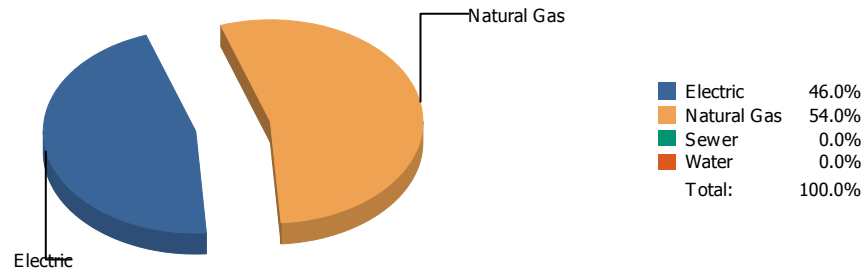
## Cost



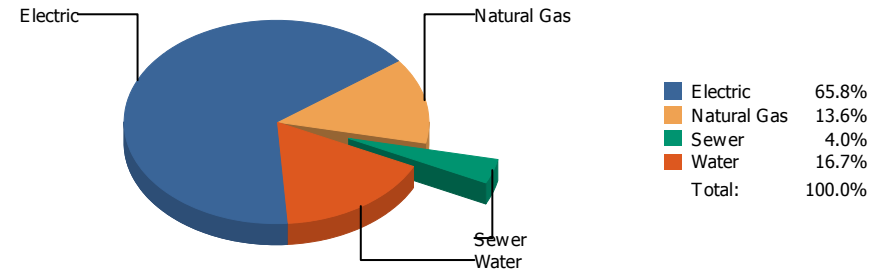
Commodity	Common Use	Energy Use	Energy Use / Area	Total Cost	Cost / Unit	Cost / Area
<b>Place: [HAWKINS] HAWKINS      119 [BUILDING]</b> <b>Area: 57,207 SqFt</b> <b>Billing Period: Nov 2018</b>						
ELECTRIC	29,555.00 kWh	100,871 KBtu	1.763 KBtu/SqFt	\$3,183.13	\$0.108 /kWh	\$0.056 /SqFt
NATURALGAS	802.00 CCF	82,606 KBtu	1.444 KBtu/SqFt	\$540.13	\$0.673 /CCF	\$0.009 /SqFt
SEWER	172.00 CCF			\$515.06	\$2.995 /CCF	\$0.009 /SqFt
WATER	421.00 CCF			\$1,768.51	\$4.201 /CCF	\$0.031 /SqFt
<b>Totals:</b>		<b>183,477 KBtu</b>	<b>3.207 KBtu/SqFt</b>	<b>\$6,006.83</b>		



## Energy



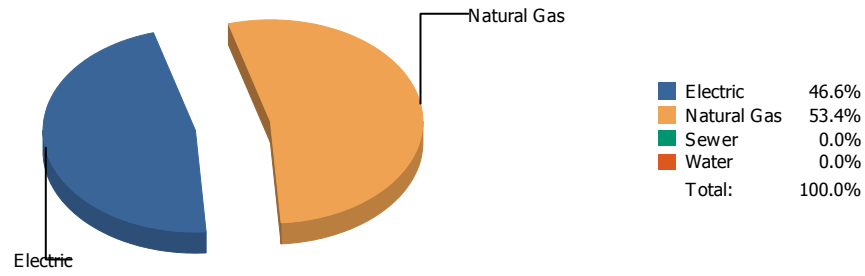
## Cost



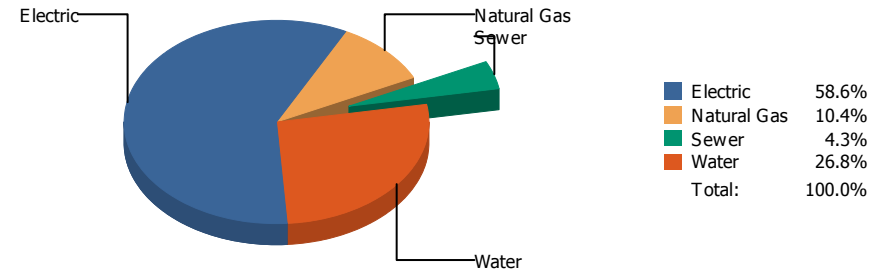
Commodity	Common Use	Energy Use	Energy Use / Area	Total Cost	Cost / Unit	Cost / Area
Place: [HENDERSO] HENDERSON 041 [BUILDING]						
Area: 145,254 SqFt						
Billing Period: Nov 2018						
ELECTRIC	51,272.00 kWh	174,991 KBtu	1.205 KBtu/SqFt	\$5,471.92	\$0.107 /kWh	\$0.037 /SqFt
NATURALGAS	1,997.00 CCF	205,691 KBtu	1.416 KBtu/SqFt	\$1,130.71	\$0.566 /CCF	\$0.008 /SqFt
SEWER	124.00 CCF			\$330.11	\$2.662 /CCF	\$0.002 /SqFt
WATER	404.00 CCF			\$1,388.41	\$3.437 /CCF	\$0.010 /SqFt
<b>Totals:</b>		<b>380,682 KBtu</b>	<b>2.621 KBtu/SqFt</b>	<b>\$8,321.15</b>		



## Energy



## Cost

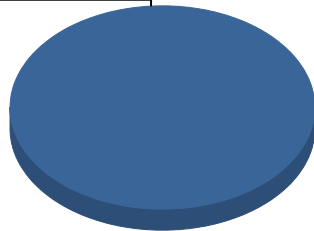


Commodity	Common Use	Energy Use	Energy Use / Area	Total Cost	Cost / Unit	Cost / Area
Place: [HERRERA_1] HERRERA ELEMENTARY 174 [BUILDING]						
Area: 86,275 SqFt						
Billing Period: Nov 2018						
ELECTRIC	59,600.00 kWh	203,415 KBtu	2.358 KBtu/SqFt	\$7,142.91	\$0.120 /kWh	\$0.083 /SqFt
NATURALGAS	2,264.00 CCF	233,192 KBtu	2.703 KBtu/SqFt	\$1,262.68	\$0.558 /CCF	\$0.015 /SqFt
SEWER	111.00 CCF			\$529.57	\$4.771 /CCF	\$0.006 /SqFt
WATER	637.00 CCF			\$3,263.28	\$5.123 /CCF	\$0.038 /SqFt
<b>Totals:</b>		<b>436,607 KBtu</b>	<b>5.061 KBtu/SqFt</b>	<b>\$12,198.44</b>		



## Energy

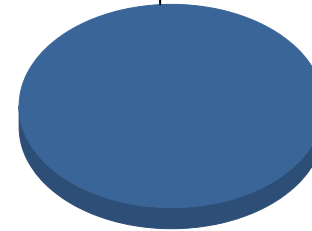
Electric



■ Electric 100.0%  
Total: 100.0%

## Cost

Electric

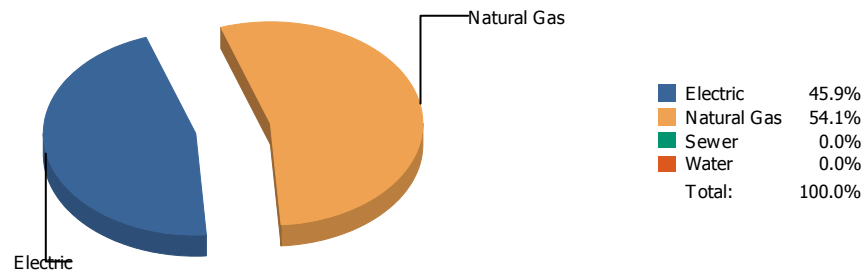


■ Electric 100.0%  
Total: 100.0%

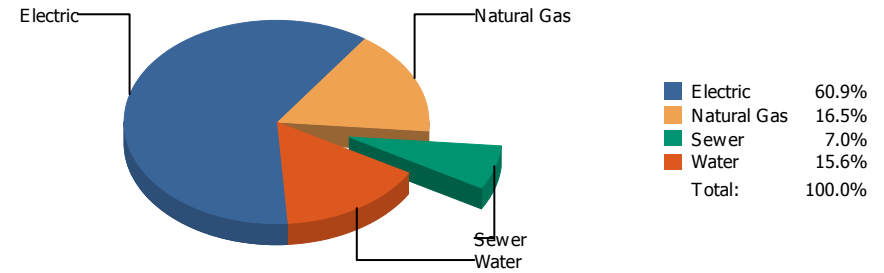
Commodity	Common Use	Energy Use	Energy Use / Area	Total Cost	Cost / Unit	Cost / Area
Place: [HIGHLAND] HIGHLAND/ANNEX 120 [BUILDING]						
Area: 33,705 SqFt						
Billing Period: Nov 2018						
ELECTRIC	27,440.00 kWh	93,653 KBtu	2.779 KBtu/SqFt	\$1,537.27	\$0.056 /kWh	\$0.046 /SqFt
<b>Totals:</b>		<b>93,653 KBtu</b>	<b>2.779 KBtu/SqFt</b>	<b>\$1,537.27</b>		



## Energy



## Cost

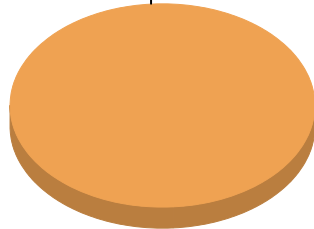


Commodity	Common Use	Energy Use	Energy Use / Area	Total Cost	Cost / Unit	Cost / Area
<b>Place: [HILLSIDE] HILLSIDE 121 [BUILDING]</b> <b>Area: 80,656 SqFt</b> <b>Billing Period: Nov 2018</b>						
ELECTRIC	39,884.00 kWh	136,124 KBtu	1.688 KBtu/SqFt	\$4,364.24	\$0.109 /kWh	\$0.054 /SqFt
NATURALGAS	1,557.00 CCF	160,371 KBtu	1.988 KBtu/SqFt	\$1,182.16	\$0.759 /CCF	\$0.015 /SqFt
SEWER	104.00 CCF			\$498.09	\$4.789 /CCF	\$0.006 /SqFt
WATER	277.00 CCF			\$1,120.72	\$4.046 /CCF	\$0.014 /SqFt
<b>Totals:</b>		<b>296,495 KBtu</b>	<b>3.676 KBtu/SqFt</b>	<b>\$7,165.21</b>		



## Energy

Natural Gas



Electric	0.0%
Natural Gas	100.0%
Sewer	0.0%
Water	0.0%
Total:	100.0%

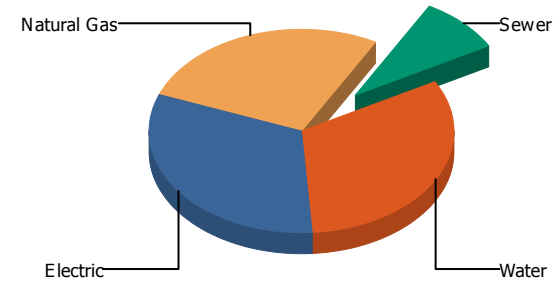
## Cost

Natural Gas

Sewer

Electric

Water

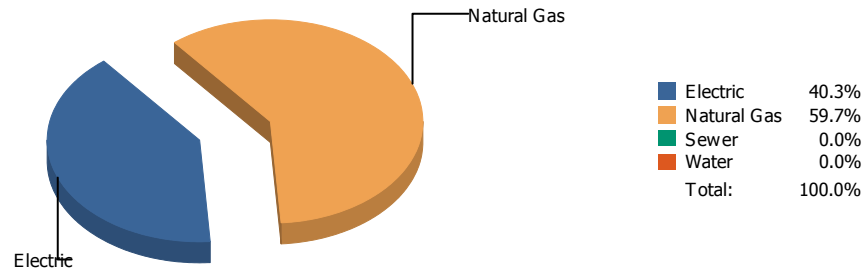


Electric	32.0%
Natural Gas	27.0%
Sewer	9.0%
Water	31.9%
Total:	100.0%

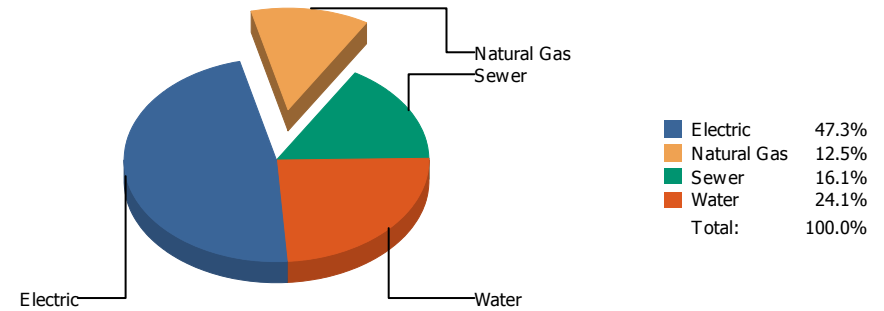
Commodity	Common Use	Energy Use	Energy Use / Area	Total Cost	Cost / Unit	Cost / Area
Place: [HOUSTON] HOUSTON 122 [BUILDING]						
Area: 84,178 SqFt						
Billing Period: Nov 2018						
ELECTRIC	0.00 kWh	0 KBtu	0.000 KBtu/SqFt	\$1,756.91	\$0.000 /kWh	\$0.021 /SqFt
NATURALGAS	2,123.00 CCF	218,669 KBtu	2.598 KBtu/SqFt	\$1,482.74	\$0.698 /CCF	\$0.017 /SqFt
SEWER	95.00 CCF			\$496.04	\$5.221 /CCF	\$0.006 /SqFt
WATER	535.00 CCF			\$1,747.38	\$3.266 /CCF	\$0.021 /SqFt
<b>Totals:</b>		<b>218,669 KBtu</b>	<b>2.598 KBtu/SqFt</b>	<b>\$5,483.07</b>		



## Energy



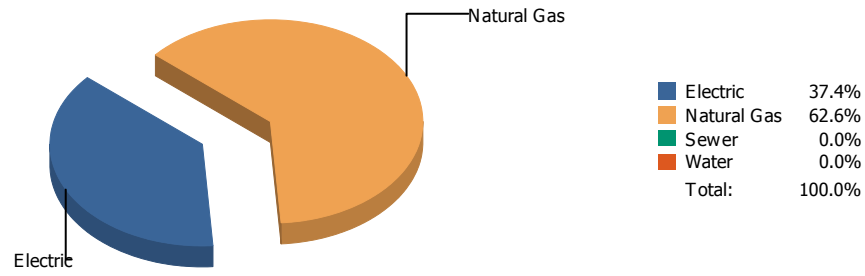
## Cost



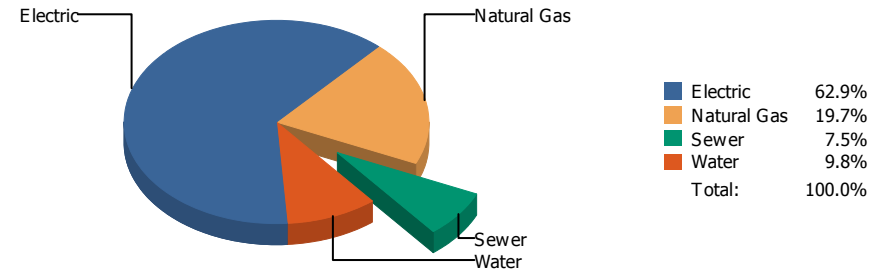
Commodity	Common Use	Energy Use	Energy Use / Area	Total Cost	Cost / Unit	Cost / Area
<b>Place: [HUGHEY] HUGHEY 123 [BUILDING]</b> <b>Area: 74,815 SqFt</b> <b>Billing Period: Nov 2018</b>						
ELECTRIC	29,198.00 kWh	99,653 KBtu	1.332 KBtu/SqFt	\$3,736.75	\$0.128 /kWh	\$0.050 /SqFt
NATURALGAS	1,436.00 CCF	147,908 KBtu	1.977 KBtu/SqFt	\$987.38	\$0.688 /CCF	\$0.013 /SqFt
SEWER	461.00 CCF			\$1,273.23	\$2.762 /CCF	\$0.017 /SqFt
WATER	670.00 CCF			\$1,905.09	\$2.843 /CCF	\$0.025 /SqFt
<b>Totals:</b>		<b>247,561 KBtu</b>	<b>3.309 KBtu/SqFt</b>	<b>\$7,902.45</b>		



## Energy



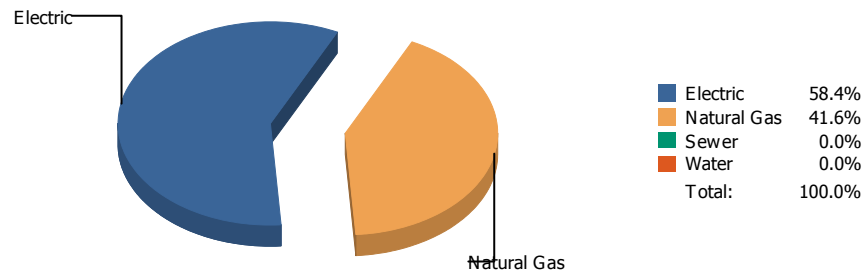
## Cost



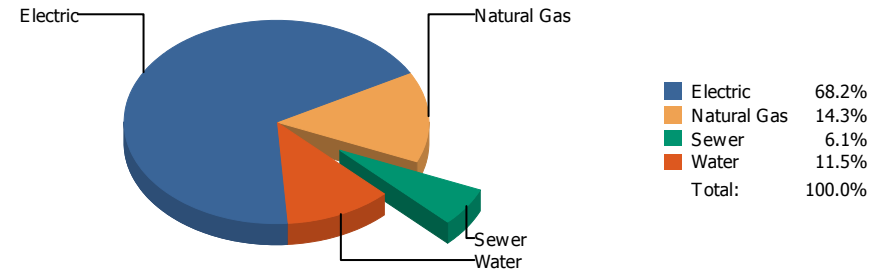
Commodity	Common Use	Energy Use	Energy Use / Area	Total Cost	Cost / Unit	Cost / Area
Place: [IRVIN] IRVIN 008 [BUILDING]						
Area: 303,804 SqFt						
Billing Period: Nov 2018						
ELECTRIC	107,104.00 kWh	365,546 KBtu	1.203 KBtu/SqFt	\$10,339.80	\$0.097 /kWh	\$0.034 /SqFt
NATURALGAS	5,934.00 CCF	611,202 KBtu	2.012 KBtu/SqFt	\$3,245.47	\$0.547 /CCF	\$0.011 /SqFt
SEWER	538.00 CCF			\$1,233.76	\$2.293 /CCF	\$0.004 /SqFt
WATER	652.00 CCF			\$1,617.68	\$2.481 /CCF	\$0.005 /SqFt
<b>Totals:</b>		<b>976,748 KBtu</b>	<b>3.215 KBtu/SqFt</b>	<b>\$16,436.71</b>		



## Energy



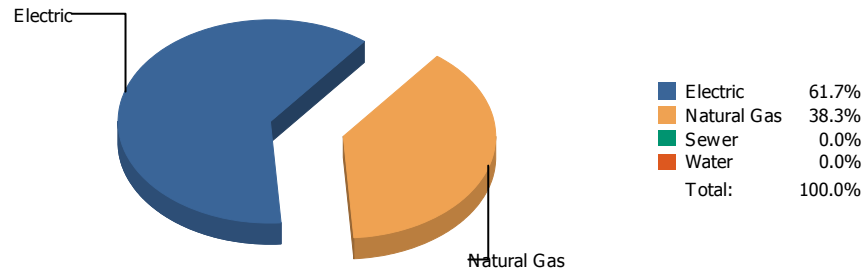
## Cost



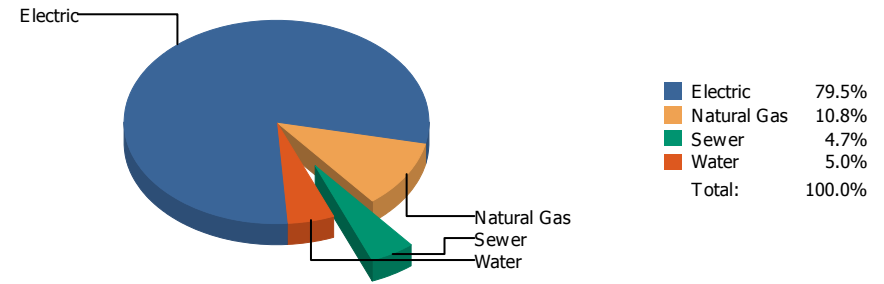
Commodity	Common Use	Energy Use	Energy Use / Area	Total Cost	Cost / Unit	Cost / Area
Place: [JEFFERSN] JEFFERSON 009 [BUILDING]						
Area: 257,708 SqFt						
Billing Period: Nov 2018						
ELECTRIC	112,970.00 kWh	385,567 KBtu	1.496 KBtu/SqFt	\$11,604.41	\$0.103 /kWh	\$0.045 /SqFt
NATURALGAS	2,669.00 CCF	274,907 KBtu	1.067 KBtu/SqFt	\$2,429.92	\$0.910 /CCF	\$0.009 /SqFt
SEWER	272.00 CCF			\$1,035.84	\$3.808 /CCF	\$0.004 /SqFt
WATER	591.00 CCF			\$1,952.40	\$3.304 /CCF	\$0.007 /SqFt
<b>Totals:</b>		<b>660,474 KBtu</b>	<b>2.563 KBtu/SqFt</b>	<b>\$17,022.57</b>		



## Energy



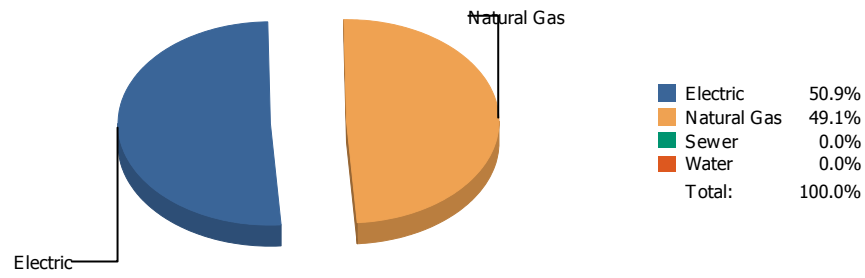
## Cost



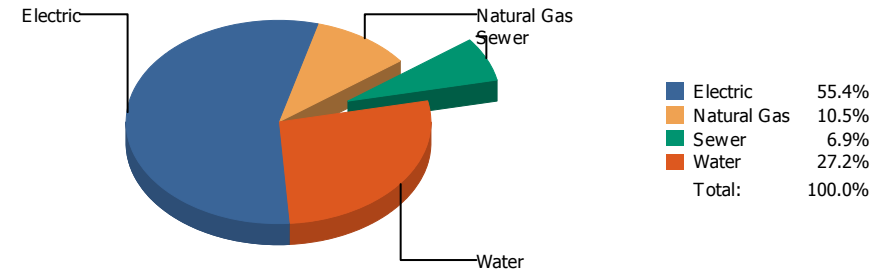
Commodity	Common Use	Energy Use	Energy Use / Area	Total Cost	Cost / Unit	Cost / Area
Place: [JOHNSON] L.B. JOHNSON 155 [BUILDING]						
Area: 87,993 SqFt						
Billing Period: Nov 2018						
ELECTRIC	56,900.00 kWh	194,200 KBtu	2.207 KBtu/SqFt	\$6,328.37	\$0.111 /kWh	\$0.072 /SqFt
NATURALGAS	1,171.00 CCF	120,613 KBtu	1.371 KBtu/SqFt	\$863.41	\$0.737 /CCF	\$0.010 /SqFt
SEWER	87.00 CCF			\$372.35	\$4.280 /CCF	\$0.004 /SqFt
WATER	86.00 CCF			\$400.78	\$4.660 /CCF	\$0.005 /SqFt
<b>Totals:</b>		<b>314,813 KBtu</b>	<b>3.578 KBtu/SqFt</b>	<b>\$7,964.91</b>		



## Energy



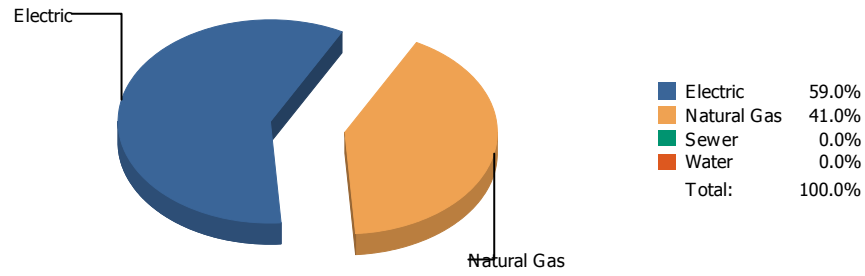
## Cost



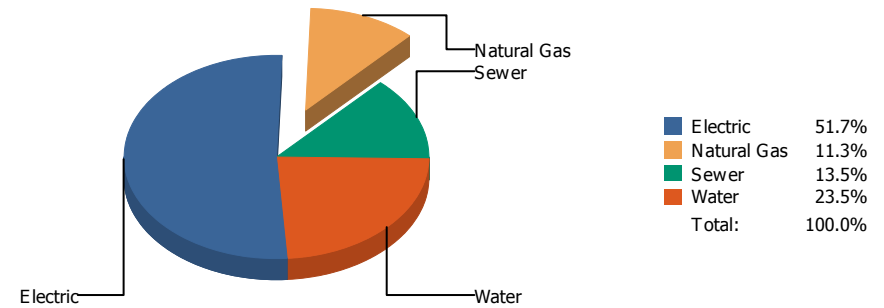
Commodity	Common Use	Energy Use	Energy Use / Area	Total Cost	Cost / Unit	Cost / Area
<b>Place: [KOHLBERG] KOHLBERG ELEMENTARY [BUILDING]</b>						
<b>Area: 99,884 SqFt</b>						
<b>Billing Period: Nov 2018</b>						
ELECTRIC	44,280.00 kWh	151,128 KBtu	1.513 KBtu/SqFt	\$5,234.38	\$0.118 /kWh	\$0.052 /SqFt
NATURALGAS	1,418.00 CCF	146,054 KBtu	1.462 KBtu/SqFt	\$989.87	\$0.698 /CCF	\$0.010 /SqFt
SEWER	197.00 CCF			\$656.58	\$3.333 /CCF	\$0.007 /SqFt
WATER	602.00 CCF			\$2,567.87	\$4.266 /CCF	\$0.026 /SqFt
<b>Totals:</b>		<b>297,182 KBtu</b>	<b>2.975 KBtu/SqFt</b>	<b>\$9,448.70</b>		



## Energy



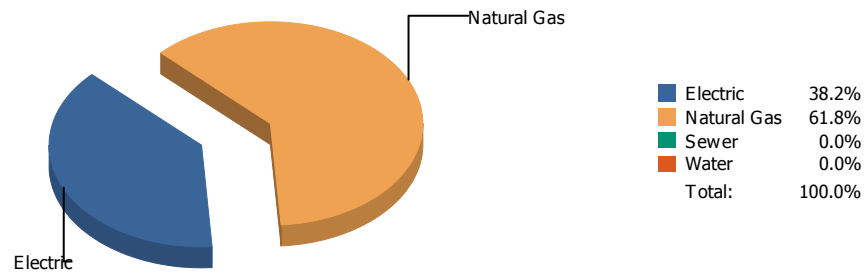
## Cost



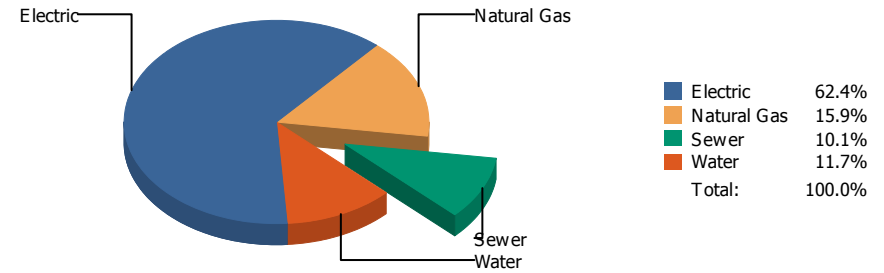
Commodity	Common Use	Energy Use	Energy Use / Area	Total Cost	Cost / Unit	Cost / Area
<b>Place: [LAMAR] LAMAR 125 [BUILDING]</b> <b>Area: 76,252 SqFt</b> <b>Billing Period: Nov 2018</b>						
ELECTRIC	28,200.00 kWh	96,247 KBtu	1.262 KBtu/SqFt	\$3,366.47	\$0.119 /kWh	\$0.044 /SqFt
NATURALGAS	649.00 CCF	66,847 KBtu	0.877 KBtu/SqFt	\$734.72	\$1.132 /CCF	\$0.010 /SqFt
SEWER	195.00 CCF			\$878.08	\$4.503 /CCF	\$0.011 /SqFt
WATER	371.00 CCF			\$1,532.78	\$4.131 /CCF	\$0.020 /SqFt
<b>Totals:</b>		<b>163,094 KBtu</b>	<b>2.139 KBtu/SqFt</b>	<b>\$6,512.05</b>		



## Energy



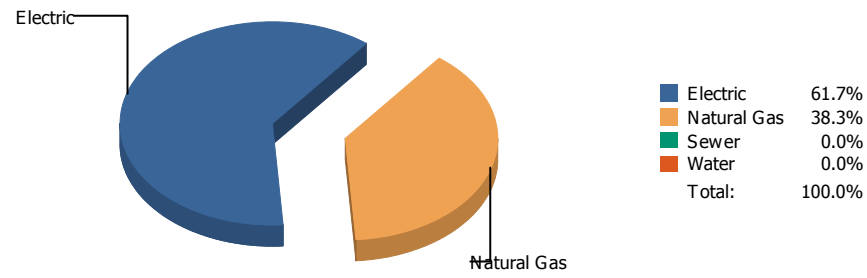
## Cost



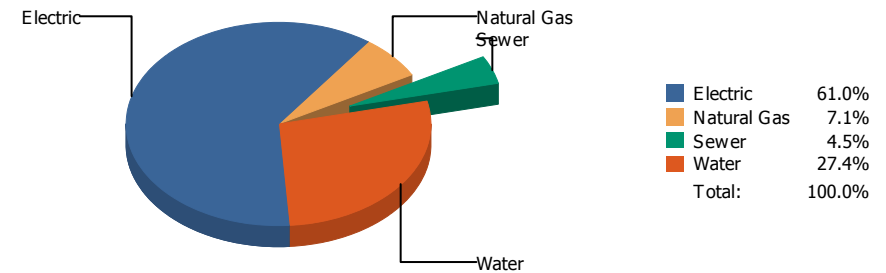
Commodity	Common Use	Energy Use	Energy Use / Area	Total Cost	Cost / Unit	Cost / Area
<b>Place: [LEE] LEE 150 [BUILDING]</b> <b>Area: 78,368 SqFt</b> <b>Billing Period: Nov 2018</b>						
ELECTRIC	28,930.00 kWh	98,738 KBtu	1.260 KBtu/SqFt	\$3,612.87	\$0.125 /kWh	\$0.046 /SqFt
NATURALGAS	1,551.00 CCF	159,753 KBtu	2.038 KBtu/SqFt	\$919.75	\$0.593 /CCF	\$0.012 /SqFt
SEWER	101.00 CCF			\$584.60	\$5.788 /CCF	\$0.007 /SqFt
WATER	93.00 CCF			\$675.02	\$7.258 /CCF	\$0.008 /SqFt
<b>Totals:</b>		<b>258,491 KBtu</b>	<b>3.298 KBtu/SqFt</b>	<b>\$5,792.24</b>		



## Energy



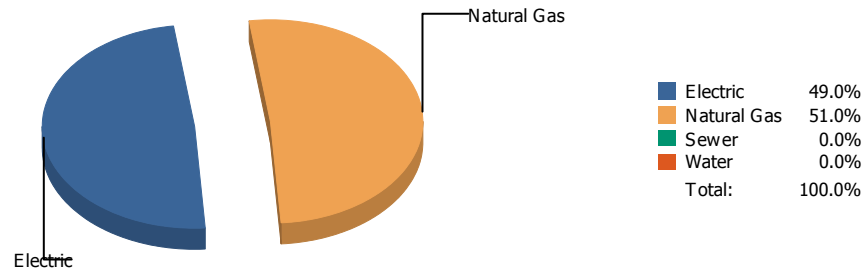
## Cost



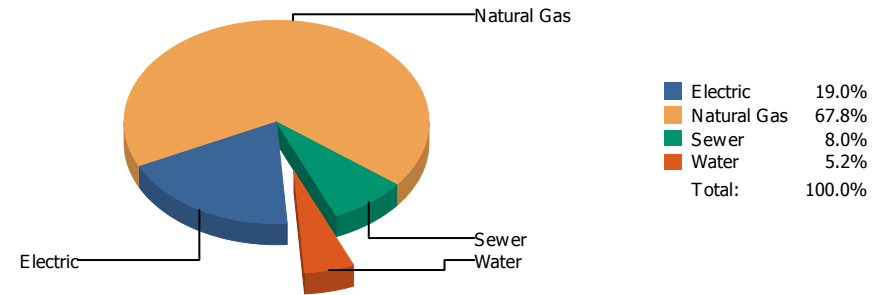
Commodity	Common Use	Energy Use	Energy Use / Area	Total Cost	Cost / Unit	Cost / Area
Place: [LINCOLN] LINCOLN 051 [BUILDING]						
Area: 163,678 SqFt						
Billing Period: Nov 2018						
ELECTRIC	124,250.00 kWh	424,065 KBtu	2.591 KBtu/SqFt	\$12,160.51	\$0.098 /kWh	\$0.074 /SqFt
NATURALGAS	2,558.00 CCF	263,474 KBtu	1.610 KBtu/SqFt	\$1,407.96	\$0.550 /CCF	\$0.009 /SqFt
SEWER	365.00 CCF			\$903.33	\$2.475 /CCF	\$0.006 /SqFt
WATER	1,269.00 CCF			\$5,454.09	\$4.298 /CCF	\$0.033 /SqFt
<b>Totals:</b>		<b>687,539 KBtu</b>	<b>4.201 KBtu/SqFt</b>	<b>\$19,925.89</b>		



## Energy



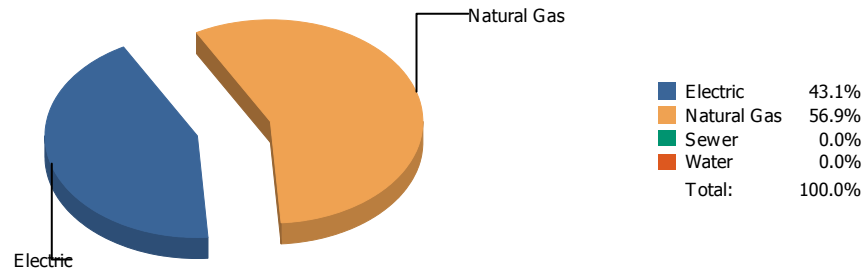
## Cost



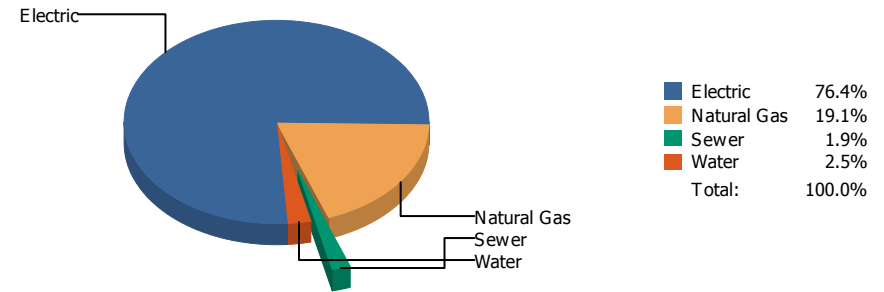
Commodity	Common Use	Energy Use	Energy Use / Area	Total Cost	Cost / Unit	Cost / Area
<b>Place: [LIVE MAT] LIVE MATERIAL CENTER 929 [BUILDING]</b>						
<b>Area: 2,483 SqFt</b>						
<b>Billing Period: Nov 2018</b>						
ELECTRIC	348.00 kWh	1,188 KBtu	0.478 KBtu/SqFt	\$76.13	\$0.219 /kWh	\$0.031 /SqFt
NATURALGAS	12.00 CCF	1,236 KBtu	0.498 KBtu/SqFt	\$272.28	\$22.690 /CCF	\$0.110 /SqFt
SEWER	1.00 CCF			\$32.19	\$32.190 /CCF	\$0.013 /SqFt
WATER	3.00 CCF			\$20.77	\$6.923 /CCF	\$0.008 /SqFt
<b>Totals:</b>		<b>2,424 KBtu</b>	<b>0.976 KBtu/SqFt</b>	<b>\$401.37</b>		



## Energy



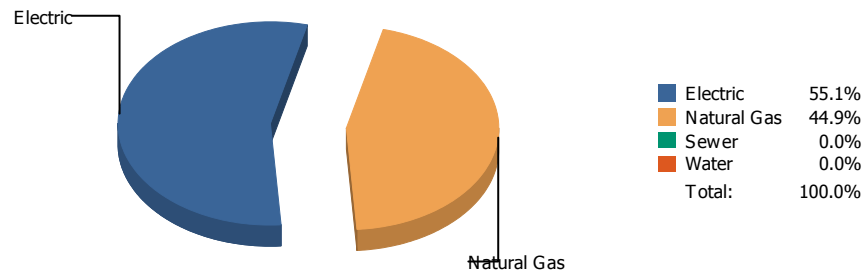
## Cost



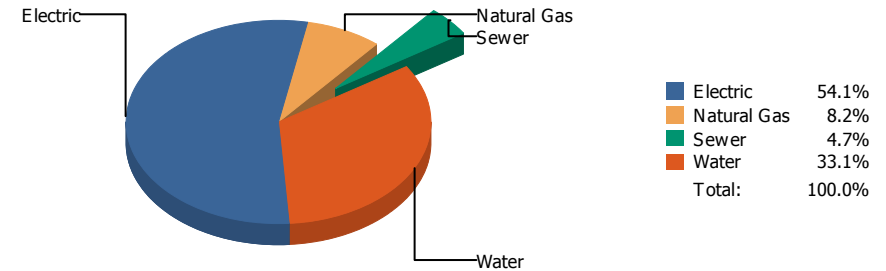
Commodity	Common Use	Energy Use	Energy Use / Area	Total Cost	Cost / Unit	Cost / Area
<b>Place: [LOGAN] LOGAN      128 [BUILDING]</b> <b>Area: 72,248 SqFt</b> <b>Billing Period: Nov 2018</b>						
ELECTRIC	40,400.00 kWh	137,885 KBtu	1.908 KBtu/SqFt	\$4,107.04	\$0.102 /kWh	\$0.057 /SqFt
NATURALGAS	1,769.00 CCF	182,207 KBtu	2.522 KBtu/SqFt	\$1,028.81	\$0.582 /CCF	\$0.014 /SqFt
SEWER	5.00 CCF			\$102.82	\$20.564 /CCF	\$0.001 /SqFt
WATER	12.00 CCF			\$133.81	\$11.151 /CCF	\$0.002 /SqFt
<b>Totals:</b>		<b>320,092 KBtu</b>	<b>4.430 KBtu/SqFt</b>	<b>\$5,372.48</b>		



## Energy



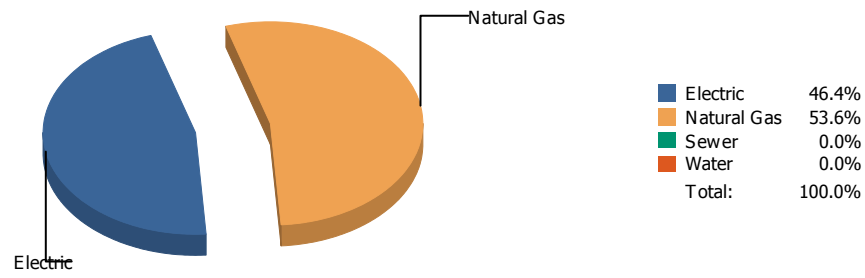
## Cost



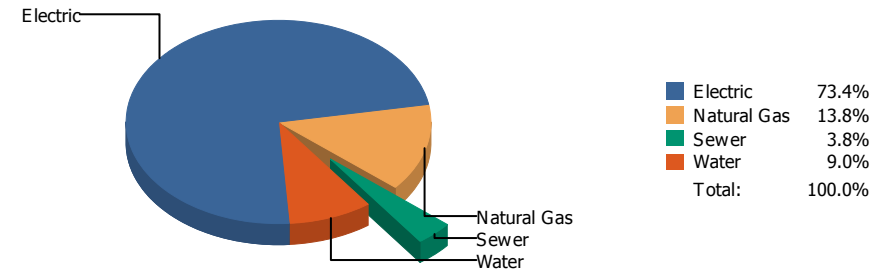
Commodity	Common Use	Energy Use	Energy Use / Area	Total Cost	Cost / Unit	Cost / Area
Place: [LUNDY_2] LUNDY 177 [BUILDING]						
Area: 112,731 SqFt						
Billing Period: Nov 2018						
ELECTRIC	53,800.00 kWh	183,619 KBtu	1.629 KBtu/SqFt	\$6,666.82	\$0.124 /kWh	\$0.059 /SqFt
NATURALGAS	1,453.00 CCF	149,659 KBtu	1.328 KBtu/SqFt	\$1,011.63	\$0.696 /CCF	\$0.009 /SqFt
SEWER	134.00 CCF			\$573.50	\$4.280 /CCF	\$0.005 /SqFt
WATER	814.00 CCF			\$4,075.99	\$5.007 /CCF	\$0.036 /SqFt
<b>Totals:</b>		<b>333,278 KBtu</b>	<b>2.956 KBtu/SqFt</b>	<b>\$12,327.94</b>		



## Energy



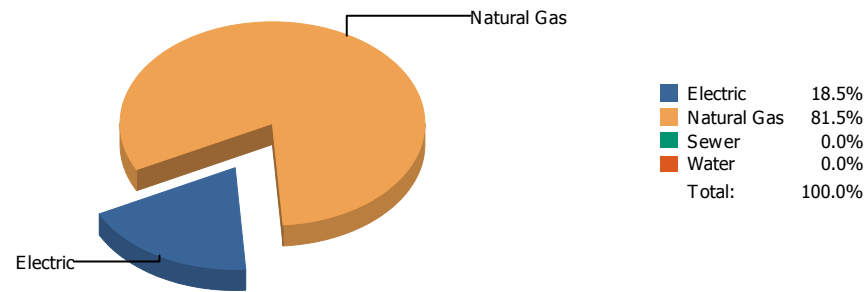
## Cost



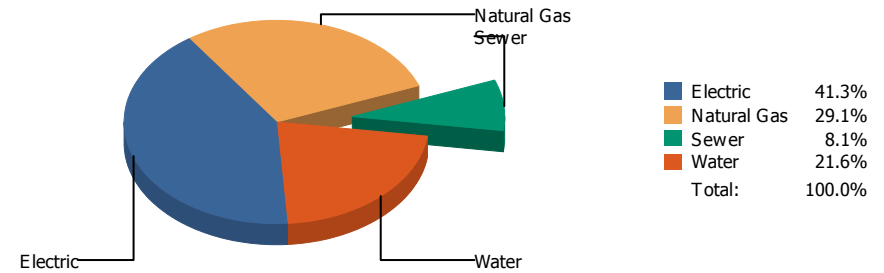
Commodity	Common Use	Energy Use	Energy Use / Area	Total Cost	Cost / Unit	Cost / Area
Place: [MAC] MACARTHUR 129 [BUILDING]						
Area: 143,341 SqFt						
Billing Period: Nov 2018						
ELECTRIC	76,520.00 kWh	261,163 KBtu	1.822 KBtu/SqFt	\$8,425.36	\$0.110 /kWh	\$0.059 /SqFt
NATURALGAS	2,924.00 CCF	301,172 KBtu	2.101 KBtu/SqFt	\$1,588.84	\$0.543 /CCF	\$0.011 /SqFt
SEWER	119.00 CCF			\$433.47	\$3.643 /CCF	\$0.003 /SqFt
WATER	244.00 CCF			\$1,029.05	\$4.217 /CCF	\$0.007 /SqFt
<b>Totals:</b>		<b>562,335 KBtu</b>	<b>3.923 KBtu/SqFt</b>	<b>\$11,476.72</b>		



## Energy



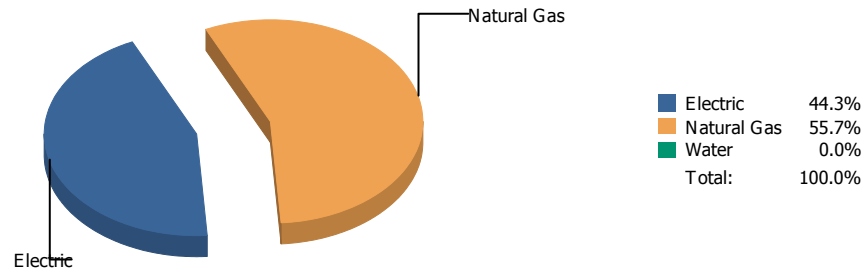
## Cost



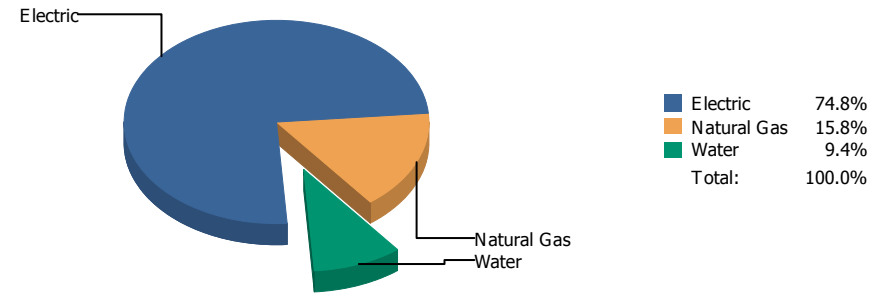
Commodity	Common Use	Energy Use	Energy Use / Area	Total Cost	Cost / Unit	Cost / Area
Place: [MAGOFFIN] MAGOFFIN 047 [BUILDING]						
Area: 76,378 SqFt						
Billing Period: Nov 2018						
ELECTRIC	17,350.00 kWh	59,216 KBtu	0.775 KBtu/SqFt	\$2,001.24	\$0.115 /kWh	\$0.026 /SqFt
NATURALGAS	2,527.00 CCF	260,281 KBtu	3.408 KBtu/SqFt	\$1,408.26	\$0.557 /CCF	\$0.018 /SqFt
SEWER	38.00 CCF			\$390.14	\$10.267 /CCF	\$0.005 /SqFt
WATER	150.00 CCF			\$1,045.82	\$6.972 /CCF	\$0.014 /SqFt
<b>Totals:</b>		<b>319,497 KBtu</b>	<b>4.183 KBtu/SqFt</b>	<b>\$4,845.46</b>		



## Energy



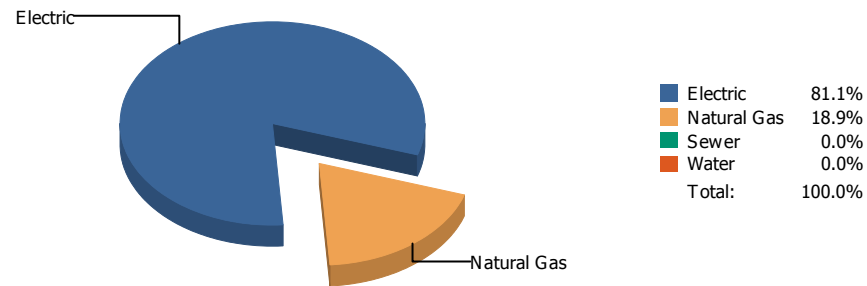
## Cost



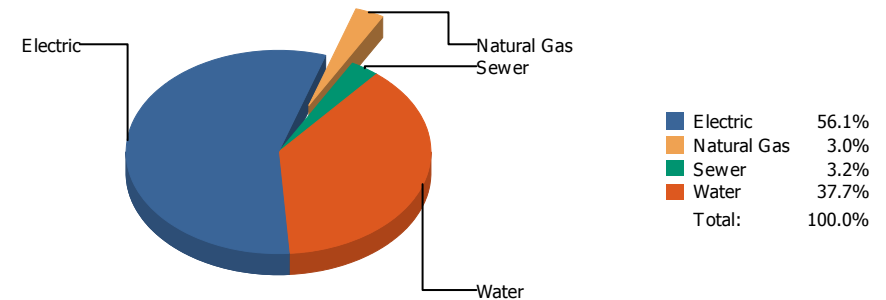
Commodity	Common Use	Energy Use	Energy Use / Area	Total Cost	Cost / Unit	Cost / Area
Place: [MAGOFFINNEWMIDDLESCHOOL] MAGOFFIN NEW MIDDLE SCHOOL [BUILDING]						
Area: 116,136 SqFt						
Billing Period: Nov 2018						
ELECTRIC	88,400.00 kWh	301,709 KBtu	2.598 KBtu/SqFt	\$9,414.19	\$0.106 /kWh	\$0.081 /SqFt
NATURALGAS	3,686.00 CCF	379,658 KBtu	3.269 KBtu/SqFt	\$1,987.83	\$0.539 /CCF	\$0.017 /SqFt
WATER	160.00 CCF			\$1,184.41	\$7.403 /CCF	\$0.010 /SqFt
<b>Totals:</b>		<b>681,367 KBtu</b>	<b>5.867 KBtu/SqFt</b>	<b>\$12,586.43</b>		



## Energy



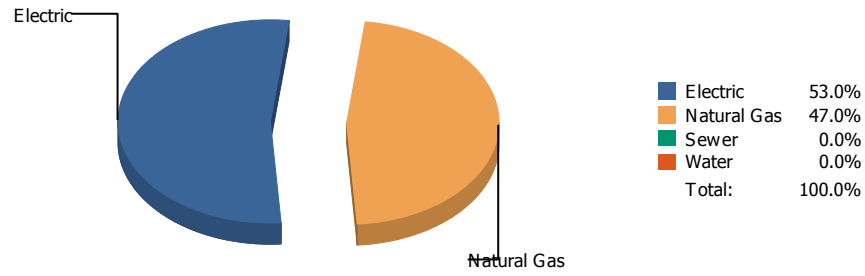
## Cost



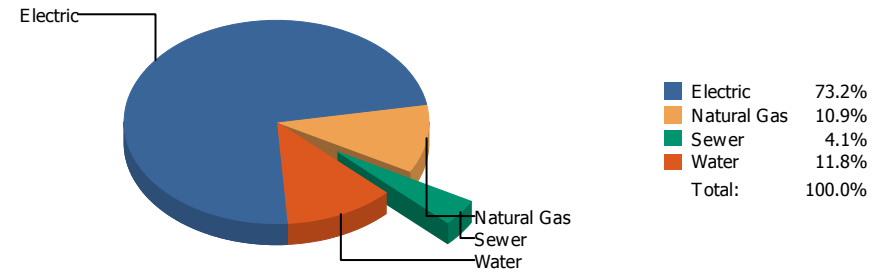
Commodity	Common Use	Energy Use	Energy Use / Area	Total Cost	Cost / Unit	Cost / Area
<b>Place: [MAXINE] MAXINE SILVA HEALTH MAGNET 011 [BUILDING]</b>						
<b>Area: 80,909 SqFt</b>						
<b>Billing Period: Nov 2018</b>						
ELECTRIC	63,900.00 kWh	218,091 KBtu	2.696 KBtu/SqFt	\$7,157.53	\$0.112 /kWh	\$0.088 /SqFt
NATURALGAS	493.00 CCF	50,779 KBtu	0.628 KBtu/SqFt	\$387.29	\$0.786 /CCF	\$0.005 /SqFt
SEWER	105.00 CCF			\$406.73	\$3.874 /CCF	\$0.005 /SqFt
WATER	795.00 CCF			\$4,802.78	\$6.041 /CCF	\$0.059 /SqFt
<b>Totals:</b>		<b>268,870 KBtu</b>	<b>3.323 KBtu/SqFt</b>	<b>\$12,754.33</b>		



## Energy



## Cost

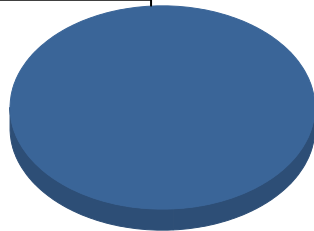


Commodity	Common Use	Energy Use	Energy Use / Area	Total Cost	Cost / Unit	Cost / Area
<b>Place: [MESITA] MESITA 130 [BUILDING]</b> <b>Area: 100,583 SqFt</b> <b>Billing Period: Nov 2018</b>						
ELECTRIC	75,840.00 kWh	258,842 KBtu	2.573 KBtu/SqFt	\$9,331.18	\$0.123 /kWh	\$0.093 /SqFt
NATURALGAS	2,228.00 CCF	229,484 KBtu	2.282 KBtu/SqFt	\$1,392.38	\$0.625 /CCF	\$0.014 /SqFt
SEWER	104.00 CCF			\$516.20	\$4.963 /CCF	\$0.005 /SqFt
WATER	256.00 CCF			\$1,504.16	\$5.876 /CCF	\$0.015 /SqFt
<b>Totals:</b>		<b>488,326 KBtu</b>	<b>4.855 KBtu/SqFt</b>	<b>\$12,743.92</b>		



## Energy

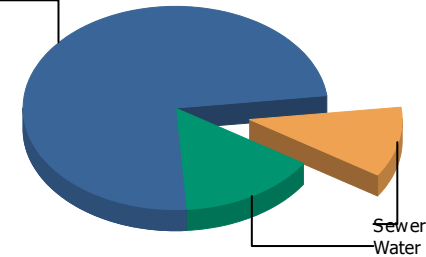
Electric



Electric 100.0%  
 Sewer 0.0%  
 Water 0.0%  
 Total: 100.0%

## Cost

Electric

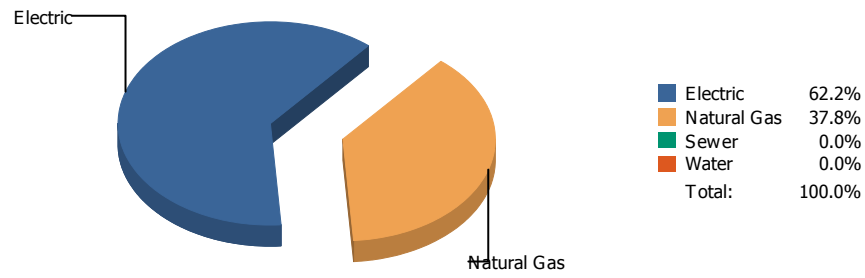


Electric 74.3%  
 Sewer 11.0%  
 Water 14.7%  
 Total: 100.0%

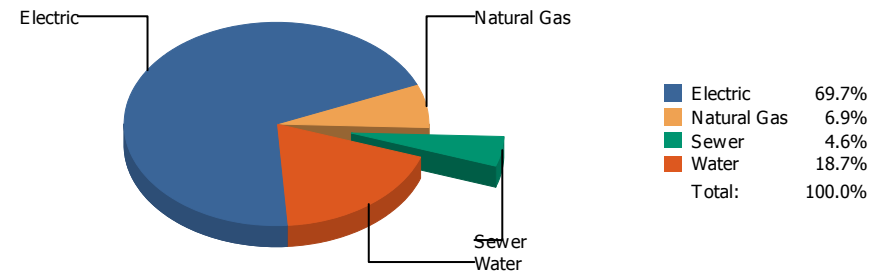
Commodity	Common Use	Energy Use	Energy Use / Area	Total Cost	Cost / Unit	Cost / Area
<b>Place: [MILAM] MILAM 131 [BUILDING]</b> <b>Area: 63,641 SqFt</b> <b>Billing Period: Nov 2018</b>						
ELECTRIC	15,480.00 kWh	52,833 KBtu	0.830 KBtu/SqFt	\$2,238.68	\$0.145 /kWh	\$0.035 /SqFt
SEWER	66.00 CCF			\$332.24	\$5.034 /CCF	\$0.005 /SqFt
WATER	106.00 CCF			\$443.78	\$4.187 /CCF	\$0.007 /SqFt
<b>Totals:</b>		<b>52,833 KBtu</b>	<b>0.830 KBtu/SqFt</b>	<b>\$3,014.70</b>		



## Energy



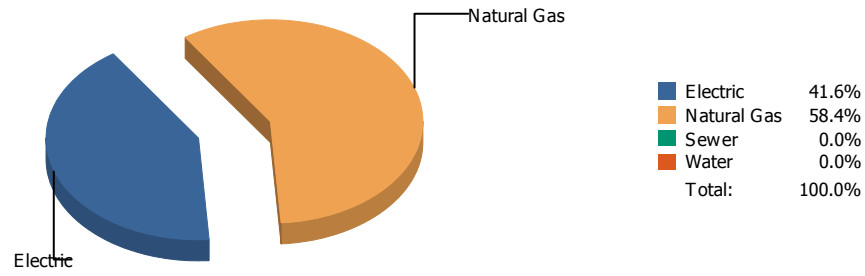
## Cost



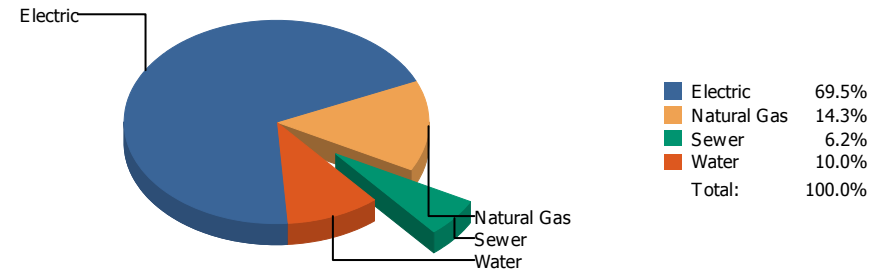
Commodity	Common Use	Energy Use	Energy Use / Area	Total Cost	Cost / Unit	Cost / Area
Place: [MOREHEAD] MOREHEAD 046 [BUILDING]						
Area: 119,353 SqFt						
Billing Period: Nov 2018						
ELECTRIC	72,890.00 kWh	248,774 KBtu	2.084 KBtu/SqFt	\$8,850.12	\$0.121 /kWh	\$0.074 /SqFt
NATURALGAS	1,467.00 CCF	151,101 KBtu	1.266 KBtu/SqFt	\$877.72	\$0.598 /CCF	\$0.007 /SqFt
SEWER	140.00 CCF			\$584.96	\$4.178 /CCF	\$0.005 /SqFt
WATER	1,077.00 CCF			\$2,378.03	\$2.208 /CCF	\$0.020 /SqFt
<b>Totals:</b>		<b>399,875 KBtu</b>	<b>3.350 KBtu/SqFt</b>	<b>\$12,690.83</b>		



## Energy



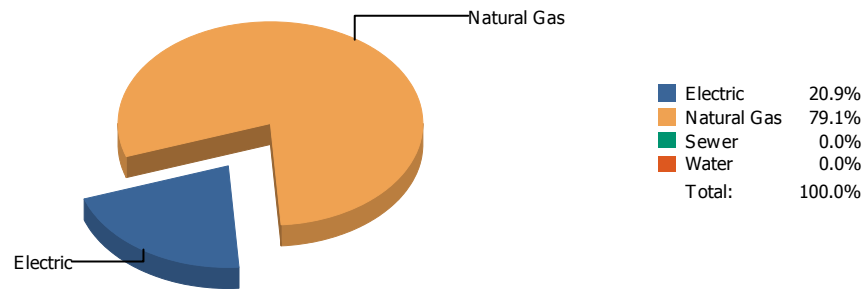
## Cost



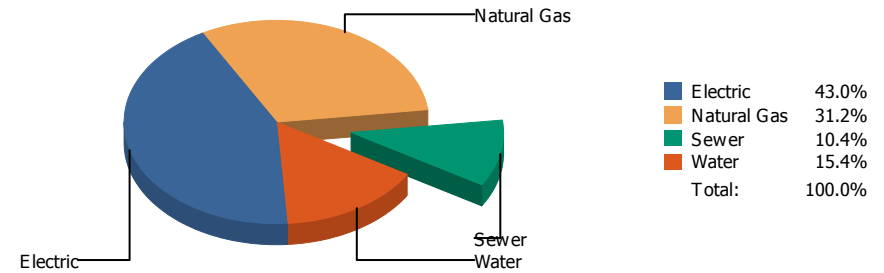
Commodity	Common Use	Energy Use	Energy Use / Area	Total Cost	Cost / Unit	Cost / Area
<b>Place: [MOYE_2] HR MOYE [BUILDING]</b>						
<b>Area: 93,197 SqFt</b>						
<b>Billing Period: Nov 2018</b>						
ELECTRIC	38,760.00 kWh	132,288 KBtu	1.419 KBtu/SqFt	\$5,082.82	\$0.131 /kWh	\$0.055 /SqFt
NATURALGAS	1,805.00 CCF	185,915 KBtu	1.995 KBtu/SqFt	\$1,046.80	\$0.580 /CCF	\$0.011 /SqFt
SEWER	71.00 CCF			\$453.17	\$6.383 /CCF	\$0.005 /SqFt
WATER	92.00 CCF			\$729.27	\$7.927 /CCF	\$0.008 /SqFt
<b>Totals:</b>		<b>318,203 KBtu</b>	<b>3.414 KBtu/SqFt</b>	<b>\$7,312.06</b>		



## Energy



## Cost

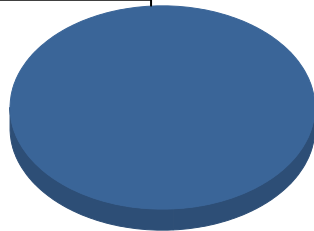


Commodity	Common Use	Energy Use	Energy Use / Area	Total Cost	Cost / Unit	Cost / Area
<b>Place: [MULTI-MEDIA CENTER] MULTI-MEDIA CENTER [BUILDING]</b>						
<b>Area: 27,633 SqFt</b>						
<b>Billing Period: Nov 2018</b>						
ELECTRIC	9,966.00 kWh	34,014 KBtu	1.231 KBtu/SqFt	\$1,052.06	\$0.106 /kWh	\$0.038 /SqFt
NATURALGAS	1,252.00 CCF	128,956 KBtu	4.667 KBtu/SqFt	\$762.53	\$0.609 /CCF	\$0.028 /SqFt
SEWER	84.00 CCF			\$253.71	\$3.020 /CCF	\$0.009 /SqFt
WATER	125.00 CCF			\$376.76	\$3.014 /CCF	\$0.014 /SqFt
<b>Totals:</b>		<b>162,970 KBtu</b>	<b>5.898 KBtu/SqFt</b>	<b>\$2,445.06</b>		



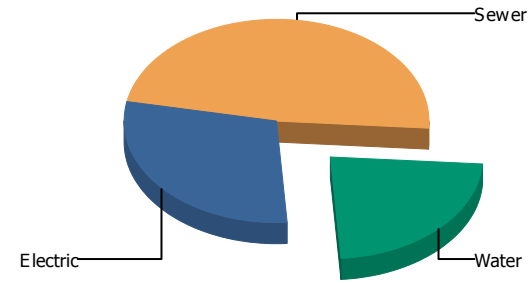
## Energy

Electric



Electric 100.0%  
 Sewer 0.0%  
 Water 0.0%  
 Total: 100.0%

## Cost

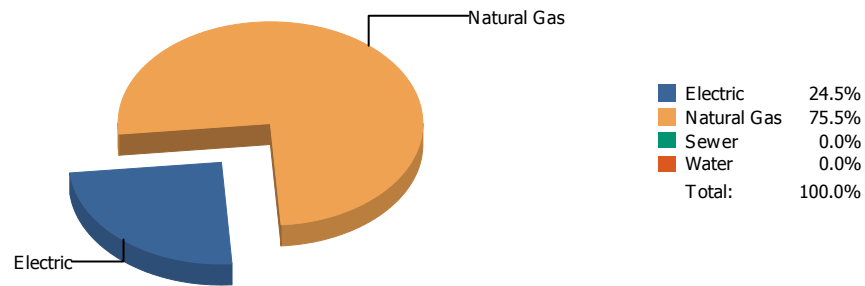


Electric 29.1%  
 Sewer 48.1%  
 Water 22.8%  
 Total: 100.0%

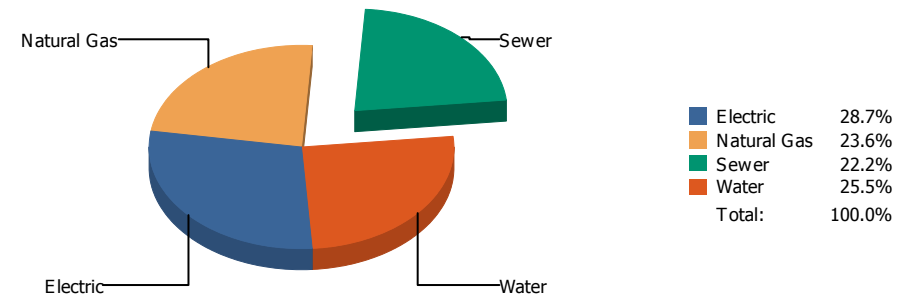
Commodity	Common Use	Energy Use	Energy Use / Area	Total Cost	Cost / Unit	Cost / Area
Place: [NE AREA OFFICES] N.E. AREA OFFICES 882 [BUILDING]						
Area: 7,328 SqFt						
Billing Period: Nov 2018						
ELECTRIC	160.00 kWh	546 KBtu	0.075 KBtu/SqFt	\$36.68	\$0.229 /kWh	\$0.005 /SqFt
SEWER	0.00 CCF			\$60.56	\$0.000 /CCF	\$0.008 /SqFt
WATER	0.00 CCF			\$28.64	\$0.000 /CCF	\$0.004 /SqFt
<b>Totals:</b>		<b>546 KBtu</b>	<b>0.075 KBtu/SqFt</b>	<b>\$125.88</b>		



## Energy



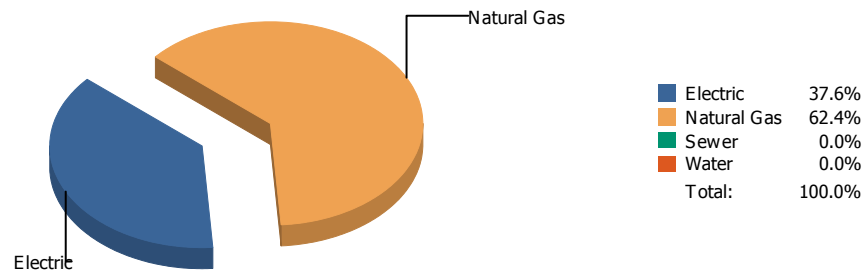
## Cost



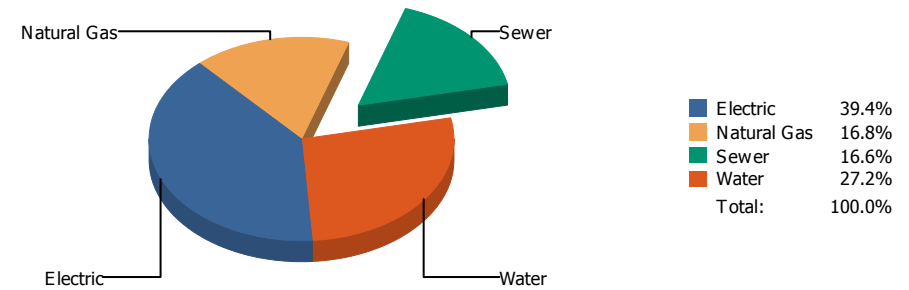
Commodity	Common Use	Energy Use	Energy Use / Area	Total Cost	Cost / Unit	Cost / Area
Place: [NE TRANSPORTATION] N.E. TRANSPORTATION 826 [BUILDING]						
Area: 5,995 SqFt						
Billing Period: Nov 2018						
ELECTRIC	5,289.00 kWh	18,051 KBtu	3.011 KBtu/SqFt	\$505.33	\$0.096 /kWh	\$0.084 /SqFt
NATURALGAS	541.00 CCF	55,723 KBtu	9.295 KBtu/SqFt	\$414.47	\$0.766 /CCF	\$0.069 /SqFt
SEWER	38.00 CCF			\$390.14	\$10.267 /CCF	\$0.065 /SqFt
WATER	53.00 CCF			\$448.07	\$8.454 /CCF	\$0.075 /SqFt
<b>Totals:</b>		<b>73,774 KBtu</b>	<b>12.306 KBtu/SqFt</b>	<b>\$1,758.01</b>		



## Energy



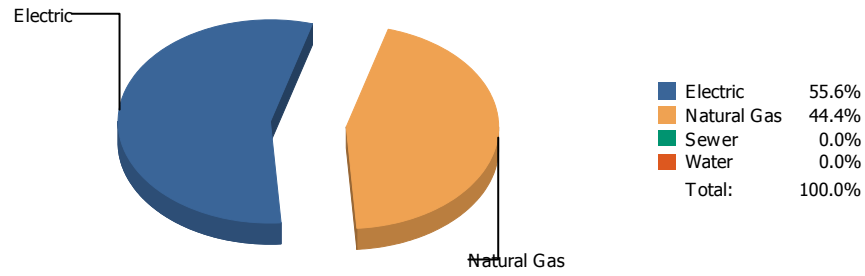
## Cost



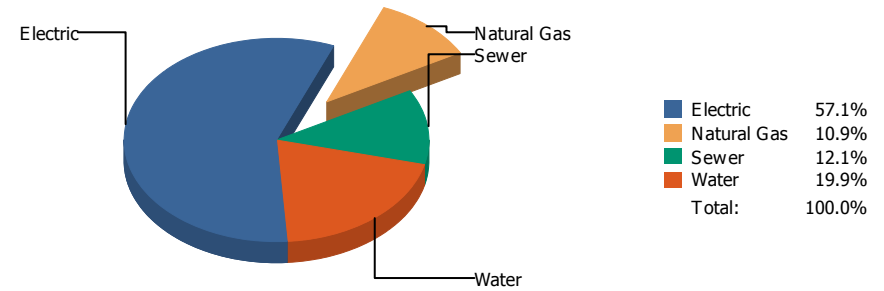
Commodity	Common Use	Energy Use	Energy Use / Area	Total Cost	Cost / Unit	Cost / Area
Place: [NEWMAN] NEWMAN ELEMENTARY 133 [BUILDING]						
Area: 73,291 SqFt						
Billing Period: Nov 2018						
ELECTRIC	18,471.00 kWh	63,042 KBtu	0.860 KBtu/SqFt	\$2,153.35	\$0.117 /kWh	\$0.029 /SqFt
NATURALGAS	1,016.00 CCF	104,648 KBtu	1.428 KBtu/SqFt	\$919.69	\$0.905 /CCF	\$0.012 /SqFt
SEWER	386.00 CCF			\$904.66	\$2.344 /CCF	\$0.012 /SqFt
WATER	602.00 CCF			\$1,486.84	\$2.470 /CCF	\$0.020 /SqFt
<b>Totals:</b>		<b>167,690 KBtu</b>	<b>2.288 KBtu/SqFt</b>	<b>\$5,464.54</b>		



## Energy



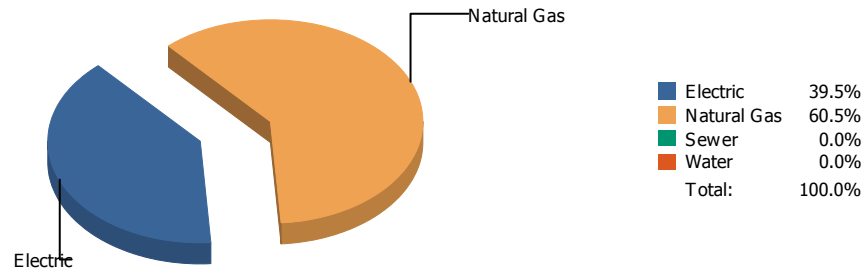
## Cost



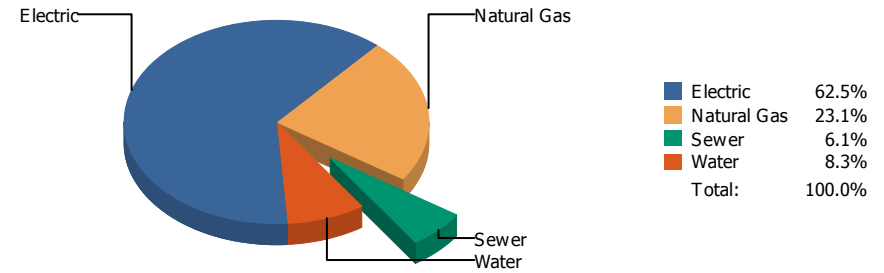
Commodity	Common Use	Energy Use	Energy Use / Area	Total Cost	Cost / Unit	Cost / Area
<b>Place: [NIXON] L.A. NIXON      161 [BUILDING]</b> <b>Area: 76,873 SqFt</b> <b>Billing Period: Nov 2018</b>						
ELECTRIC	35,520.00 kWh	121,230 KBtu	1.577 KBtu/SqFt	\$3,904.87	\$0.110 /kWh	\$0.051 /SqFt
NATURALGAS	938.00 CCF	96,614 KBtu	1.257 KBtu/SqFt	\$746.31	\$0.796 /CCF	\$0.010 /SqFt
SEWER	237.00 CCF			\$826.25	\$3.486 /CCF	\$0.011 /SqFt
WATER	363.00 CCF			\$1,360.12	\$3.747 /CCF	\$0.018 /SqFt
<b>Totals:</b>		<b>217,844 KBtu</b>	<b>2.834 KBtu/SqFt</b>	<b>\$6,837.55</b>		



## Energy



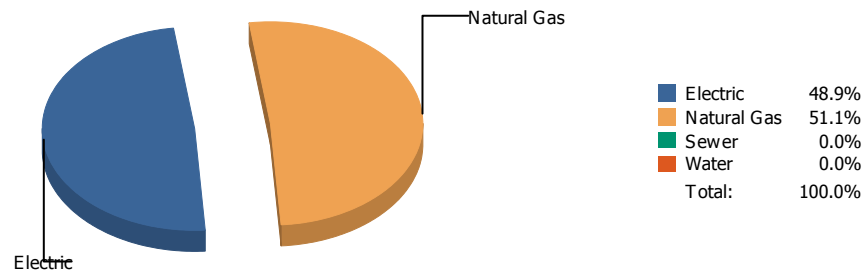
## Cost



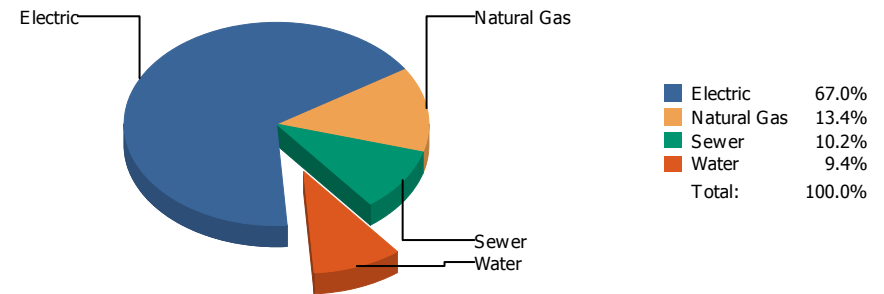
Commodity	Common Use	Energy Use	Energy Use / Area	Total Cost	Cost / Unit	Cost / Area
<b>Place: [OCC. CTR] OCCUPATIONAL CTR. [BUILDING]</b>						
<b>Area: 11,845 SqFt</b>						
<b>Billing Period: Nov 2018</b>						
ELECTRIC	7,300.00 kWh	24,915 KBtu	2.103 KBtu/SqFt	\$878.40	\$0.120 /kWh	\$0.074 /SqFt
NATURALGAS	370.00 CCF	38,110 KBtu	3.217 KBtu/SqFt	\$323.88	\$0.875 /CCF	\$0.027 /SqFt
SEWER	6.00 CCF			\$85.59	\$14.265 /CCF	\$0.007 /SqFt
WATER	13.00 CCF			\$116.53	\$8.964 /CCF	\$0.010 /SqFt
<b>Totals:</b>		<b>63,025 KBtu</b>	<b>5.321 KBtu/SqFt</b>	<b>\$1,404.40</b>		



## Energy



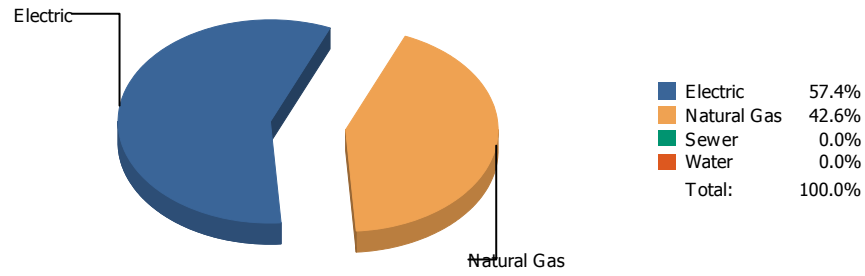
## Cost



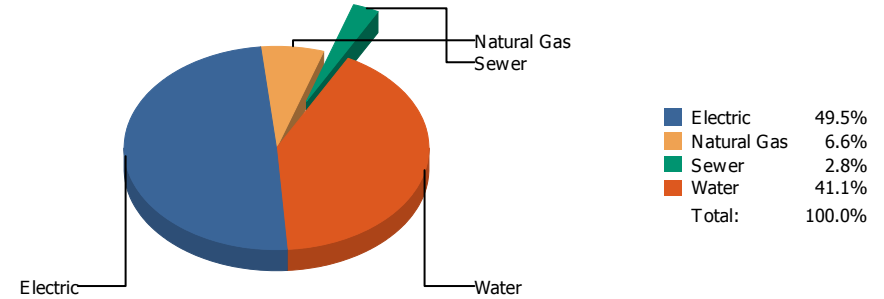
Commodity	Common Use	Energy Use	Energy Use / Area	Total Cost	Cost / Unit	Cost / Area
<b>Place: [PARK] PARK      134 [BUILDING]</b> <b>Area: 63,609 SqFt</b> <b>Billing Period: Nov 2018</b>						
ELECTRIC	27,659.00 kWh	94,400 KBtu	1.484 KBtu/SqFt	\$3,793.04	\$0.137 /kWh	\$0.059 /SqFt
NATURALGAS	956.00 CCF	98,468 KBtu	1.548 KBtu/SqFt	\$758.29	\$0.793 /CCF	\$0.012 /SqFt
SEWER	167.00 CCF			\$577.73	\$3.459 /CCF	\$0.009 /SqFt
WATER	112.00 CCF			\$529.08	\$4.724 /CCF	\$0.008 /SqFt
<b>Totals:</b>		<b>192,868 KBtu</b>	<b>3.032 KBtu/SqFt</b>	<b>\$5,658.14</b>		



## Energy



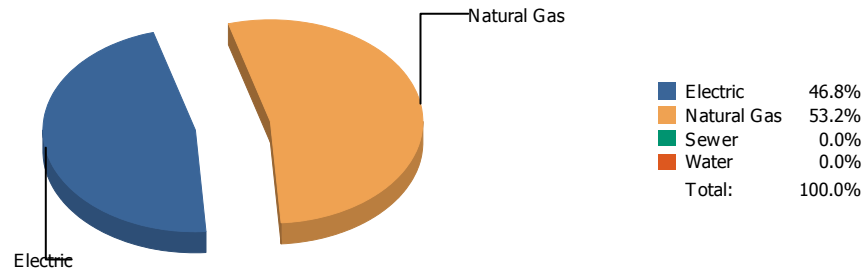
## Cost



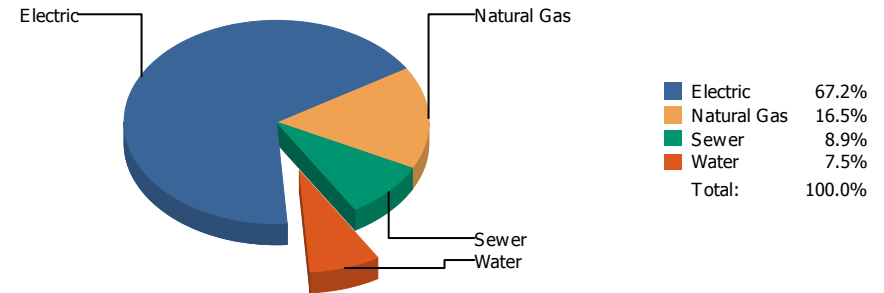
Commodity	Common Use	Energy Use	Energy Use / Area	Total Cost	Cost / Unit	Cost / Area
Place: [PAUL MORENO_1] PAUL MORENO 167 [BUILDING]						
Area: 87,824 SqFt						
Billing Period: Nov 2018						
ELECTRIC	33,400.00 kWh	113,994 KBtu	1.298 KBtu/SqFt	\$5,133.24	\$0.154 /kWh	\$0.058 /SqFt
NATURALGAS	821.00 CCF	84,563 KBtu	0.963 KBtu/SqFt	\$688.43	\$0.839 /CCF	\$0.008 /SqFt
SEWER	5.00 CCF			\$289.86	\$57.972 /CCF	\$0.003 /SqFt
WATER	628.00 CCF			\$4,259.34	\$6.782 /CCF	\$0.048 /SqFt
<b>Totals:</b>		<b>198,557 KBtu</b>	<b>2.261 KBtu/SqFt</b>	<b>\$10,370.87</b>		



## Energy



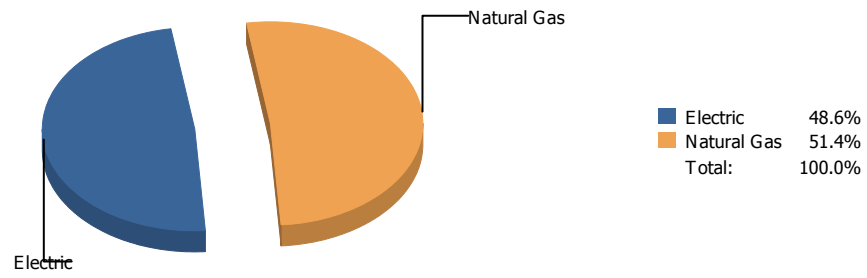
## Cost



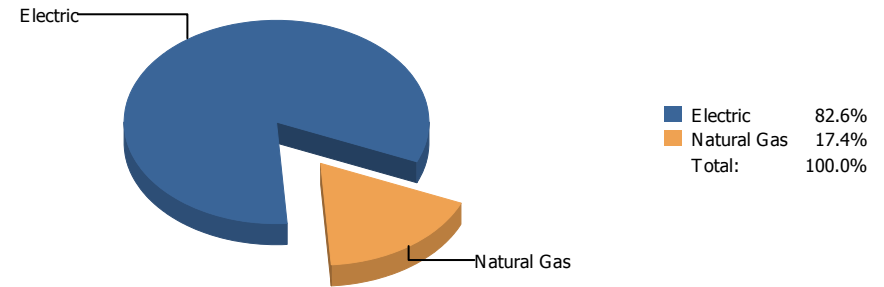
Commodity	Common Use	Energy Use	Energy Use / Area	Total Cost	Cost / Unit	Cost / Area
<b>Place: [POLK] POLK 159 [BUILDING]</b> <b>Area: 67,321 SqFt</b> <b>Billing Period: Nov 2018</b>						
ELECTRIC	38,440.00 kWh	131,196 KBtu	1.949 KBtu/SqFt	\$4,112.43	\$0.107 /kWh	\$0.061 /SqFt
NATURALGAS	1,449.00 CCF	149,247 KBtu	2.217 KBtu/SqFt	\$1,007.84	\$0.696 /CCF	\$0.015 /SqFt
SEWER	178.00 CCF			\$546.16	\$3.068 /CCF	\$0.008 /SqFt
WATER	112.00 CCF			\$456.68	\$4.078 /CCF	\$0.007 /SqFt
<b>Totals:</b>		<b>280,443 KBtu</b>	<b>4.166 KBtu/SqFt</b>	<b>\$6,123.11</b>		



## Energy



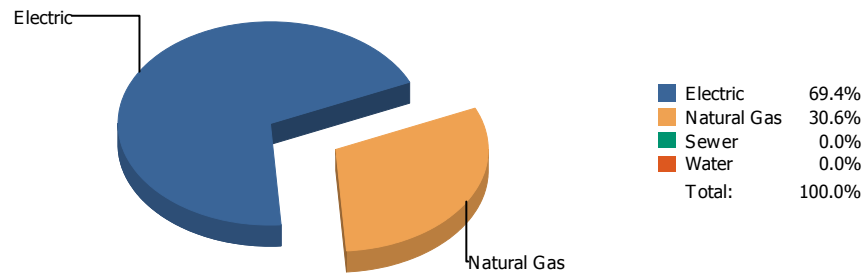
## Cost



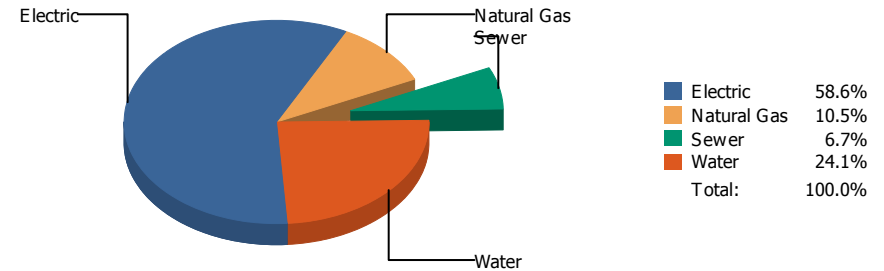
Commodity	Common Use	Energy Use	Energy Use / Area	Total Cost	Cost / Unit	Cost / Area
Place: [POWELL_2] POWELL 175 [BUILDING]						
Area: 79,770 SqFt						
Billing Period: Nov 2018						
ELECTRIC	41,160.00 kWh	140,479 KBtu	1.761 KBtu/SqFt	\$4,092.48	\$0.099 /kWh	\$0.051 /SqFt
NATURALGAS	1,440.00 CCF	148,320 KBtu	1.859 KBtu/SqFt	\$864.21	\$0.600 /CCF	\$0.011 /SqFt
<b>Totals:</b>		<b>288,799 KBtu</b>	<b>3.620 KBtu/SqFt</b>	<b>\$4,956.69</b>		



## Energy



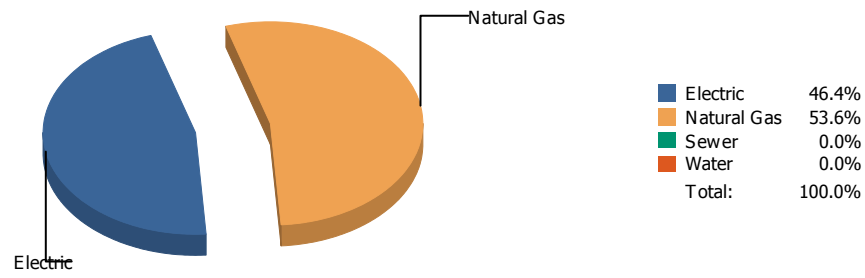
## Cost



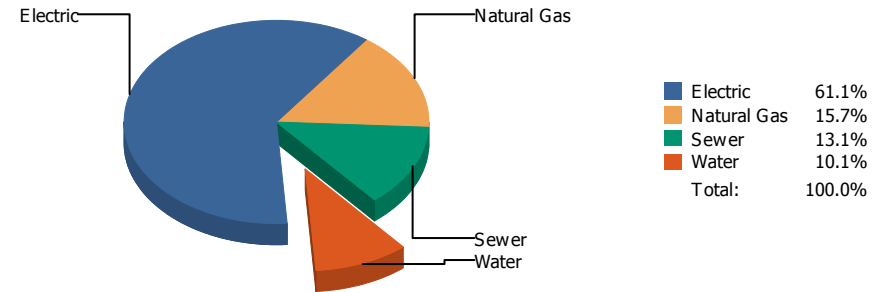
Commodity	Common Use	Energy Use	Energy Use / Area	Total Cost	Cost / Unit	Cost / Area
<b>Place: [PROFESSIONAL DEV] EPISD PROF DEVELOPMENT CENTER931 [BUILDING]</b>						
<b>Area: 18,400 SqFt</b>						
<b>Billing Period: Nov 2018</b>						
ELECTRIC	10,120.00 kWh	34,540 KBtu	1.877 KBtu/SqFt	\$1,164.74	\$0.115 /kWh	\$0.063 /SqFt
NATURALGAS	148.00 CCF	15,244 KBtu	0.828 KBtu/SqFt	\$209.39	\$1.415 /CCF	\$0.011 /SqFt
SEWER	31.00 CCF			\$133.34	\$4.301 /CCF	\$0.007 /SqFt
WATER	111.00 CCF			\$478.99	\$4.315 /CCF	\$0.026 /SqFt
<b>Totals:</b>		<b>49,784 KBtu</b>	<b>2.706 KBtu/SqFt</b>	<b>\$1,986.46</b>		



## Energy



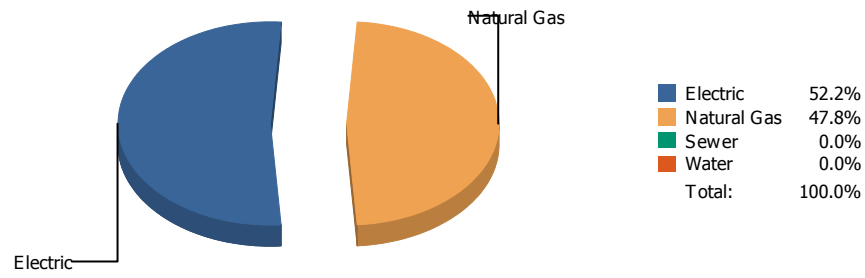
## Cost



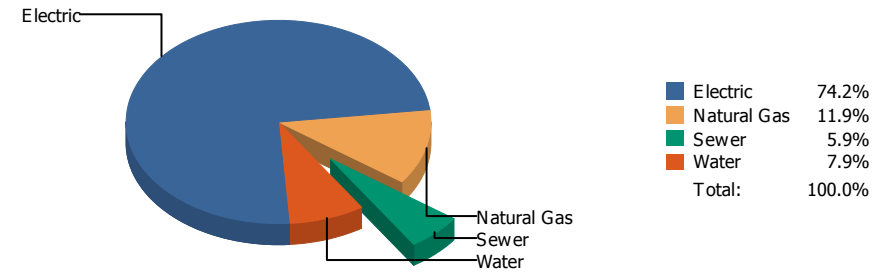
Commodity	Common Use	Energy Use	Energy Use / Area	Total Cost	Cost / Unit	Cost / Area
<b>Place: [PUTNAM] PUTNAM 135 [BUILDING]</b> <b>Area: 61,978 SqFt</b> <b>Billing Period: Nov 2018</b>						
ELECTRIC	32,973.00 kWh	112,537 KBtu	1.816 KBtu/SqFt	\$3,548.93	\$0.108 /kWh	\$0.057 /SqFt
NATURALGAS	1,260.00 CCF	129,780 KBtu	2.094 KBtu/SqFt	\$912.68	\$0.724 /CCF	\$0.015 /SqFt
SEWER	239.00 CCF			\$758.04	\$3.172 /CCF	\$0.012 /SqFt
WATER	211.00 CCF			\$586.69	\$2.781 /CCF	\$0.009 /SqFt
<b>Totals:</b>		<b>242,317 KBtu</b>	<b>3.910 KBtu/SqFt</b>	<b>\$5,806.34</b>		



## Energy



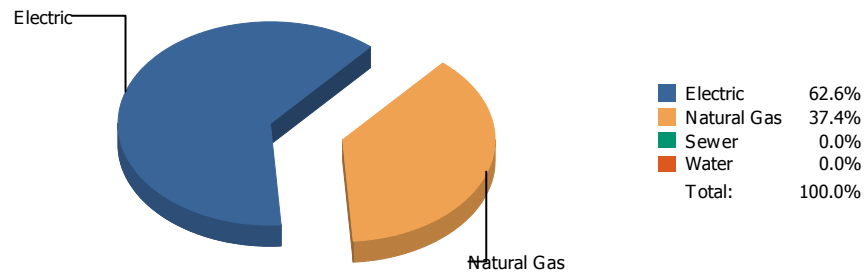
## Cost



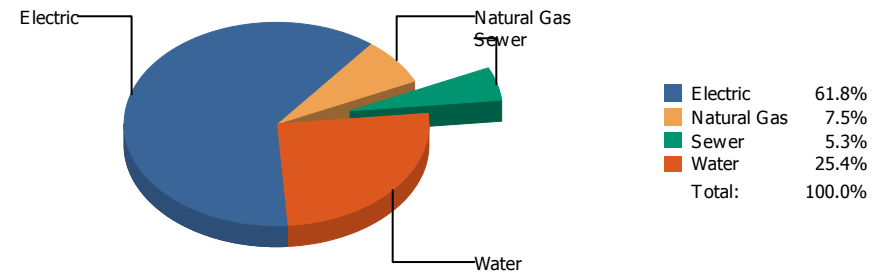
Commodity	Common Use	Energy Use	Energy Use / Area	Total Cost	Cost / Unit	Cost / Area
<b>Place: [RICHARDS] RICHARDSON [BUILDING]</b>						
<b>Area: 115,872 SqFt</b>						
<b>Billing Period: Nov 2018</b>						
ELECTRIC	74,400.00 kWh	253,927 KBtu	2.191 KBtu/SqFt	\$7,934.85	\$0.107 /kWh	\$0.068 /SqFt
NATURALGAS	2,259.00 CCF	232,677 KBtu	2.008 KBtu/SqFt	\$1,273.93	\$0.564 /CCF	\$0.011 /SqFt
SEWER	222.00 CCF			\$630.20	\$2.839 /CCF	\$0.005 /SqFt
WATER	243.00 CCF			\$849.73	\$3.497 /CCF	\$0.007 /SqFt
<b>Totals:</b>		<b>486,604 KBtu</b>	<b>4.199 KBtu/SqFt</b>	<b>\$10,688.71</b>		



## Energy



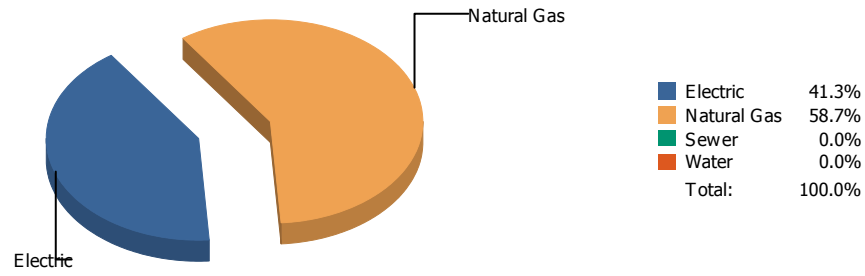
## Cost



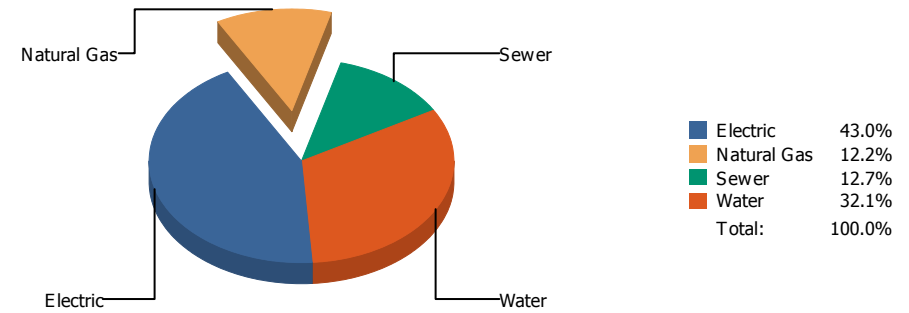
Commodity	Common Use	Energy Use	Energy Use / Area	Total Cost	Cost / Unit	Cost / Area
Place: [RIVERA] RIVERA 156 [BUILDING]						
Area: 77,562 SqFt						
Billing Period: Nov 2018						
ELECTRIC	50,973.00 kWh	173,971 KBtu	2.243 KBtu/SqFt	\$6,497.94	\$0.127 /kWh	\$0.084 /SqFt
NATURALGAS	1,009.00 CCF	103,927 KBtu	1.340 KBtu/SqFt	\$784.36	\$0.777 /CCF	\$0.010 /SqFt
SEWER	136.00 CCF			\$559.21	\$4.112 /CCF	\$0.007 /SqFt
WATER	522.00 CCF			\$2,674.09	\$5.123 /CCF	\$0.034 /SqFt
<b>Totals:</b>		<b>277,898 KBtu</b>	<b>3.583 KBtu/SqFt</b>	<b>\$10,515.60</b>		



## Energy



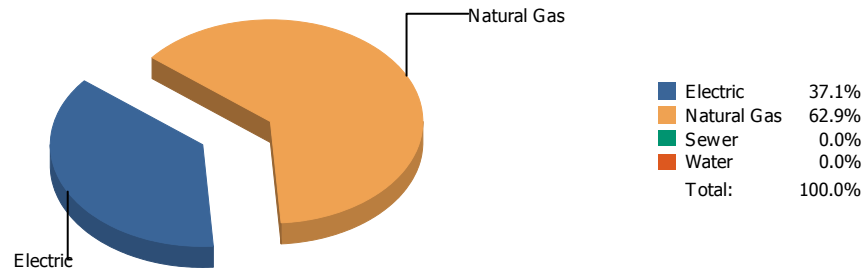
## Cost



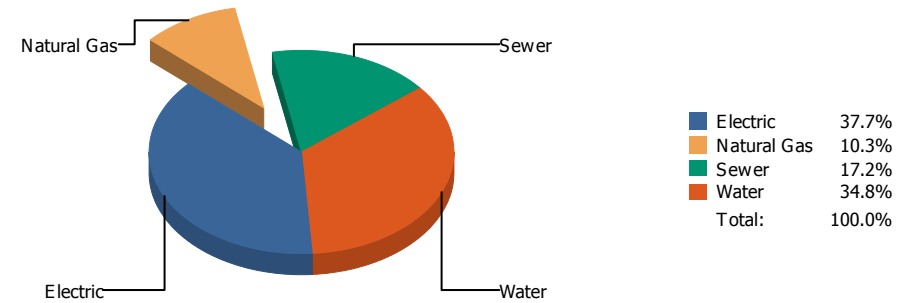
Commodity	Common Use	Energy Use	Energy Use / Area	Total Cost	Cost / Unit	Cost / Area
Place: [ROBERTS] ROBERTS 136 [BUILDING]						
Area: 81,457 SqFt						
Billing Period: Nov 2018						
ELECTRIC	40,620.00 kWh	138,636 KBtu	1.702 KBtu/SqFt	\$3,843.66	\$0.095 /kWh	\$0.047 /SqFt
NATURALGAS	1,911.00 CCF	196,833 KBtu	2.416 KBtu/SqFt	\$1,088.21	\$0.569 /CCF	\$0.013 /SqFt
SEWER	488.00 CCF			\$1,138.26	\$2.333 /CCF	\$0.014 /SqFt
WATER	987.00 CCF			\$2,870.75	\$2.909 /CCF	\$0.035 /SqFt
<b>Totals:</b>		<b>335,469 KBtu</b>	<b>4.118 KBtu/SqFt</b>	<b>\$8,940.88</b>		



## Energy



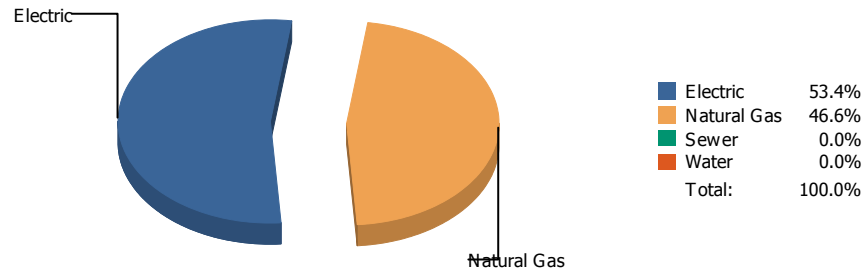
## Cost



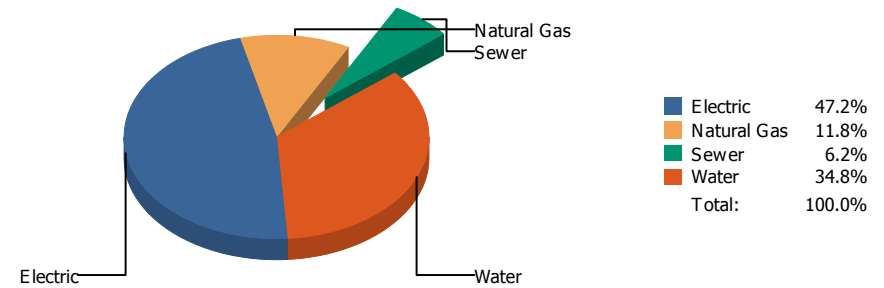
Commodity	Common Use	Energy Use	Energy Use / Area	Total Cost	Cost / Unit	Cost / Area
<b>Place: [ROSS] ROSS      042 [BUILDING]</b> <b>Area: 131,497 SqFt</b> <b>Billing Period: Nov 2018</b>						
ELECTRIC	39,576.00 kWh	135,073 KBtu	1.027 KBtu/SqFt	\$4,553.91	\$0.115 /kWh	\$0.034 /SqFt
NATURALGAS	2,226.00 CCF	229,278 KBtu	1.744 KBtu/SqFt	\$1,243.91	\$0.559 /CCF	\$0.009 /SqFt
SEWER	979.00 CCF			\$2,076.07	\$2.121 /CCF	\$0.016 /SqFt
WATER	1,726.00 CCF			\$4,205.02	\$2.436 /CCF	\$0.032 /SqFt
<b>Totals:</b>		<b>364,351 KBtu</b>	<b>2.771 KBtu/SqFt</b>	<b>\$12,078.91</b>		



## Energy



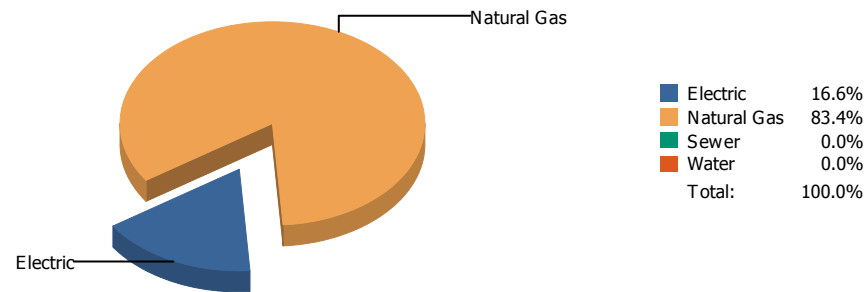
## Cost



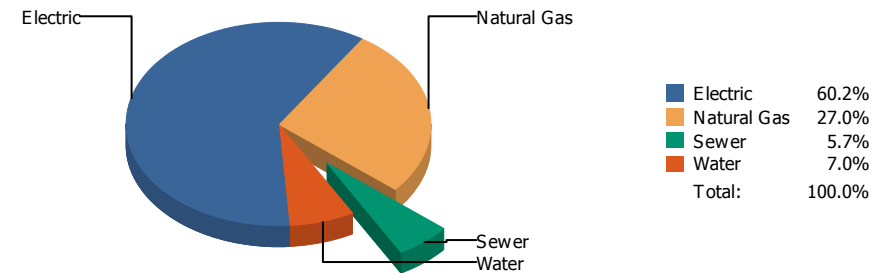
Commodity	Common Use	Energy Use	Energy Use / Area	Total Cost	Cost / Unit	Cost / Area
<b>Place: [RUSK] RUSK      138 [BUILDING]</b> <b>Area: 67,240 SqFt</b> <b>Billing Period: Nov 2018</b>						
ELECTRIC	21,557.00 kWh	73,574 KBtu	1.094 KBtu/SqFt	\$2,363.56	\$0.110 /kWh	\$0.035 /SqFt
NATURALGAS	624.00 CCF	64,272 KBtu	0.956 KBtu/SqFt	\$589.35	\$0.944 /CCF	\$0.009 /SqFt
SEWER	58.00 CCF			\$312.46	\$5.387 /CCF	\$0.005 /SqFt
WATER	299.00 CCF			\$1,739.65	\$5.818 /CCF	\$0.026 /SqFt
<b>Totals:</b>		<b>137,846 KBtu</b>	<b>2.050 KBtu/SqFt</b>	<b>\$5,005.02</b>		



## Energy



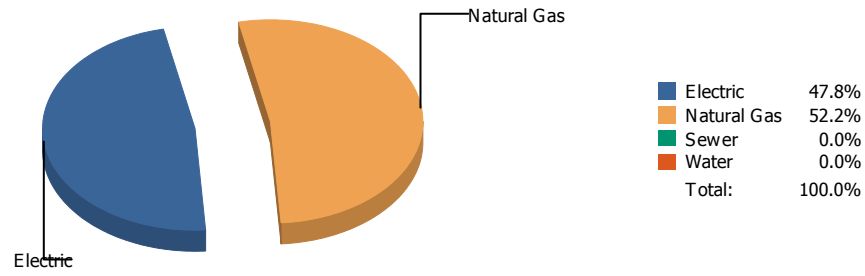
## Cost



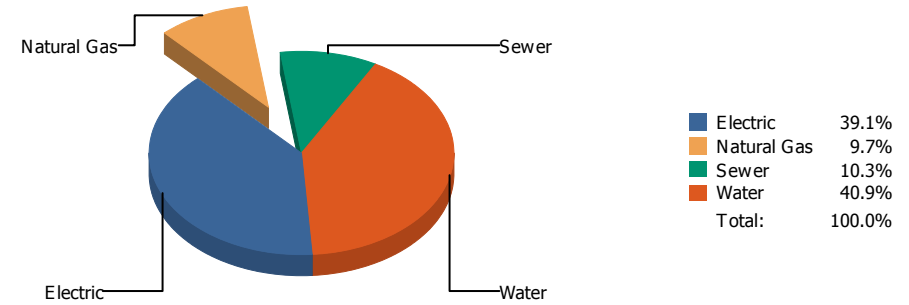
Commodity	Common Use	Energy Use	Energy Use / Area	Total Cost	Cost / Unit	Cost / Area
<b>Place: [SAN JAC] SAN JACINTO 139 [BUILDING]</b> <b>Area: 29,589 SqFt</b> <b>Billing Period: Nov 2018</b>						
ELECTRIC	5,000.00 kWh	17,065 KBtu	0.577 KBtu/SqFt	\$1,240.60	\$0.248 /kWh	\$0.042 /SqFt
NATURALGAS	835.00 CCF	86,005 KBtu	2.907 KBtu/SqFt	\$556.36	\$0.666 /CCF	\$0.019 /SqFt
SEWER	13.00 CCF			\$118.10	\$9.085 /CCF	\$0.004 /SqFt
WATER	17.00 CCF			\$144.56	\$8.504 /CCF	\$0.005 /SqFt
<b>Totals:</b>		<b>103,070 KBtu</b>	<b>3.483 KBtu/SqFt</b>	<b>\$2,059.62</b>		



## Energy



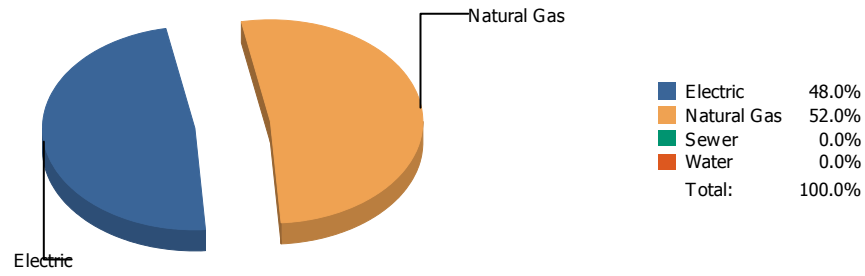
## Cost



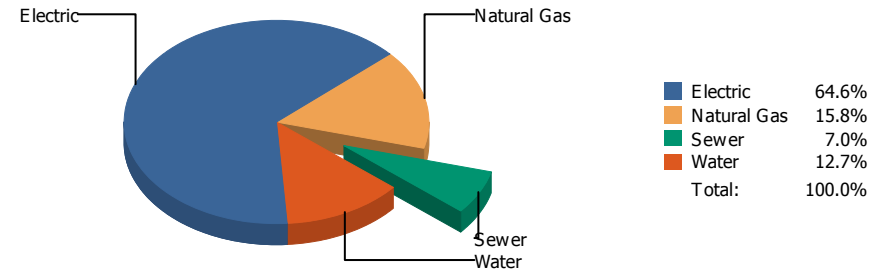
Commodity	Common Use	Energy Use	Energy Use / Area	Total Cost	Cost / Unit	Cost / Area
<b>Place: [SCHUSTER] SCHUSTER      140 [BUILDING]</b> <b>Area: 34,371 SqFt</b> <b>Billing Period: Nov 2018</b>						
ELECTRIC	17,040.00 kWh	58,158 KBtu	1.692 KBtu/SqFt	\$1,816.43	\$0.107 /kWh	\$0.053 /SqFt
NATURALGAS	617.00 CCF	63,551 KBtu	1.849 KBtu/SqFt	\$452.49	\$0.733 /CCF	\$0.013 /SqFt
SEWER	202.00 CCF			\$479.09	\$2.372 /CCF	\$0.014 /SqFt
WATER	545.00 CCF			\$1,898.40	\$3.483 /CCF	\$0.055 /SqFt
<b>Totals:</b>		<b>121,709 KBtu</b>	<b>3.541 KBtu/SqFt</b>	<b>\$4,646.41</b>		



## Energy



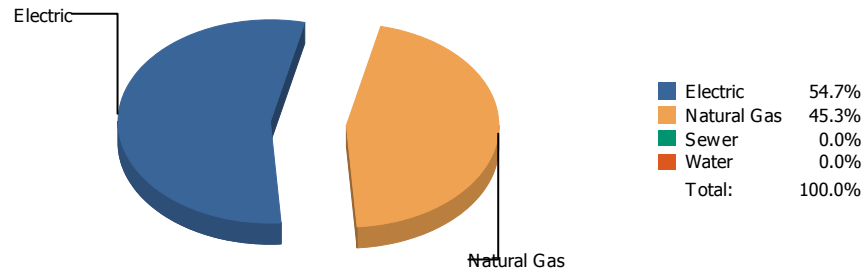
## Cost



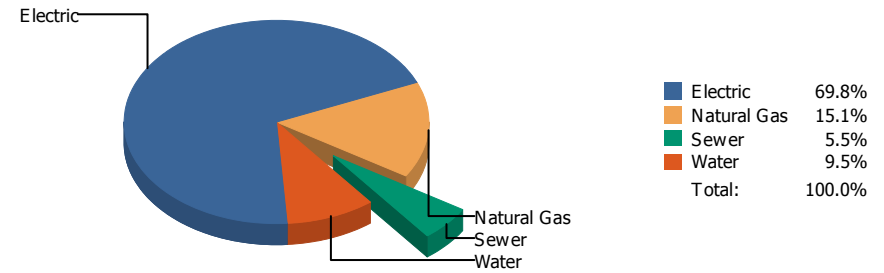
Commodity	Common Use	Energy Use	Energy Use / Area	Total Cost	Cost / Unit	Cost / Area
<b>Place: [STANTON] STANTON 141 [BUILDING]</b> <b>Area: 75,957 SqFt</b> <b>Billing Period: Nov 2018</b>						
ELECTRIC	21,567.00 kWh	73,608 KBtu	0.969 KBtu/SqFt	\$2,725.27	\$0.126 /kWh	\$0.036 /SqFt
NATURALGAS	775.00 CCF	79,825 KBtu	1.051 KBtu/SqFt	\$664.89	\$0.858 /CCF	\$0.009 /SqFt
SEWER	66.00 CCF			\$293.46	\$4.446 /CCF	\$0.004 /SqFt
WATER	134.00 CCF			\$536.45	\$4.003 /CCF	\$0.007 /SqFt
<b>Totals:</b>		<b>153,433 KBtu</b>	<b>2.020 KBtu/SqFt</b>	<b>\$4,220.07</b>		



## Energy



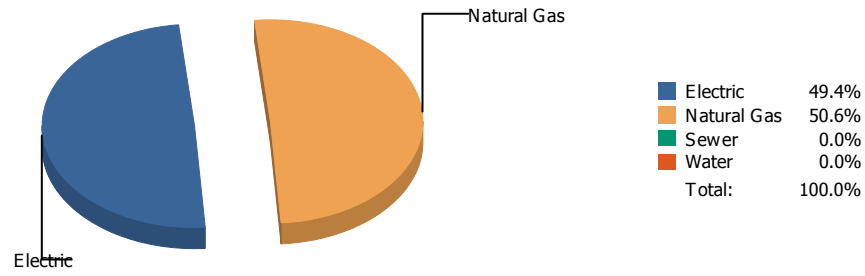
## Cost



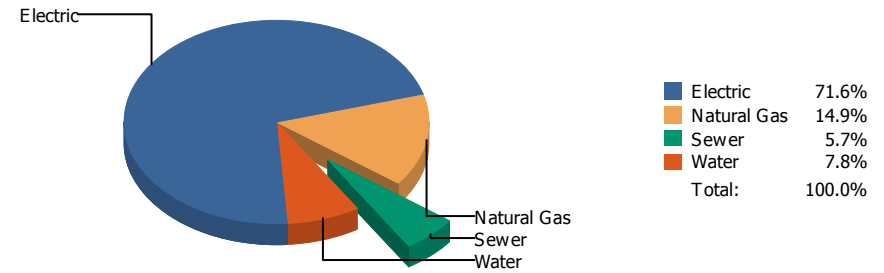
Commodity	Common Use	Energy Use	Energy Use / Area	Total Cost	Cost / Unit	Cost / Area
<b>Place: [SUNSET HIGH_1] SUNSET HIGH SCHOOL [BUILDING]</b>						
<b>Area: 33,263 SqFt</b>						
<b>Billing Period: Nov 2018</b>						
ELECTRIC	17,160.00 kWh	58,567 KBtu	1.761 KBtu/SqFt	\$1,732.70	\$0.101 /kWh	\$0.052 /SqFt
NATURALGAS	471.00 CCF	48,513 KBtu	1.458 KBtu/SqFt	\$375.72	\$0.798 /CCF	\$0.011 /SqFt
SEWER	23.00 CCF			\$137.20	\$5.965 /CCF	\$0.004 /SqFt
WATER	60.00 CCF			\$237.01	\$3.950 /CCF	\$0.007 /SqFt
<b>Totals:</b>		<b>107,080 KBtu</b>	<b>3.219 KBtu/SqFt</b>	<b>\$2,482.63</b>		



## Energy



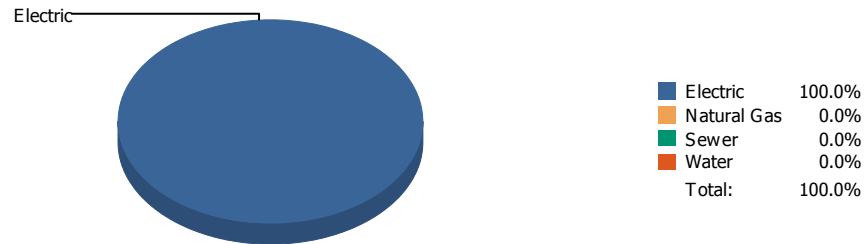
## Cost



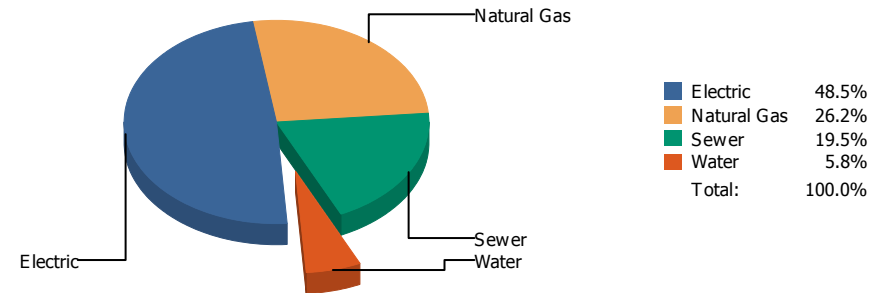
Commodity	Common Use	Energy Use	Energy Use / Area	Total Cost	Cost / Unit	Cost / Area
Place: [TELLES] R. TELLES ACADEMY 027 [BUILDING]						
Area: 38,000 SqFt						
Billing Period: Nov 2018						
ELECTRIC	36,400.00 kWh	124,233 KBtu	3.269 KBtu/SqFt	\$3,620.14	\$0.099 /kWh	\$0.095 /SqFt
NATURALGAS	1,234.00 CCF	127,102 KBtu	3.345 KBtu/SqFt	\$753.63	\$0.611 /CCF	\$0.020 /SqFt
SEWER	42.00 CCF			\$286.40	\$6.819 /CCF	\$0.008 /SqFt
WATER	68.00 CCF			\$394.77	\$5.805 /CCF	\$0.010 /SqFt
<b>Totals:</b>		<b>251,335 KBtu</b>	<b>6.614 KBtu/SqFt</b>	<b>\$5,054.94</b>		



## Energy



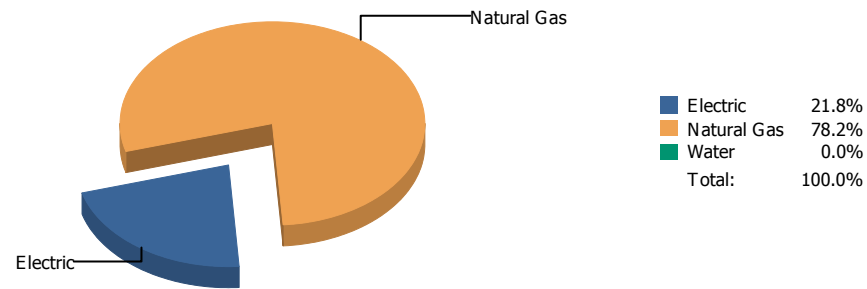
## Cost



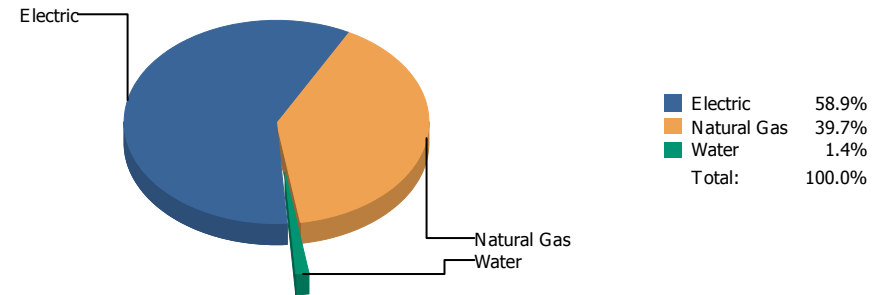
Commodity	Common Use	Energy Use	Energy Use / Area	Total Cost	Cost / Unit	Cost / Area
<b>Place: [TENNISCENTER_2] TENNIS CENTER 000 [BUILDING]</b>						
<b>Area: 3,867 SqFt</b>						
<b>Billing Period: Nov 2018</b>						
ELECTRIC	634.00 kWh	2,164 KBtu	0.560 KBtu/SqFt	\$246.10	\$0.388 /kWh	\$0.063 /SqFt
NATURALGAS	0.00 CCF	0 KBtu	0.000 KBtu/SqFt	\$133.05	\$0.000 /CCF	\$0.034 /SqFt
SEWER	3.00 CCF			\$99.00	\$33.000 /CCF	\$0.026 /SqFt
WATER	0.00 CCF			\$29.50	\$0.000 /CCF	\$0.008 /SqFt
<b>Totals:</b>		<b>2,164 KBtu</b>	<b>0.560 KBtu/SqFt</b>	<b>\$507.65</b>		



## Energy



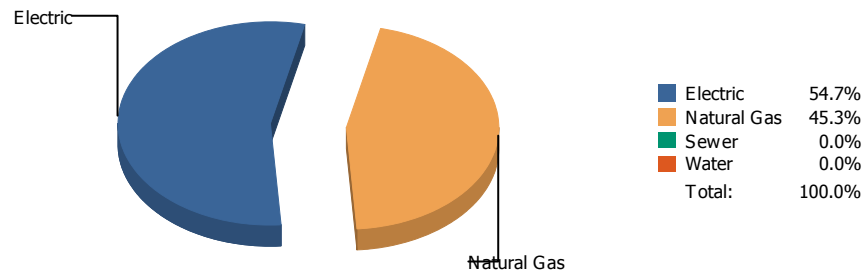
## Cost



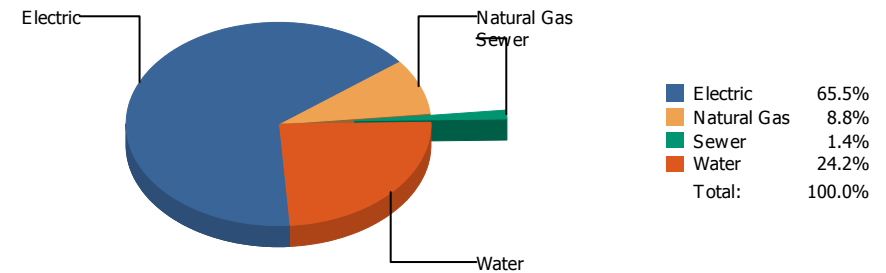
Commodity	Common Use	Energy Use	Energy Use / Area	Total Cost	Cost / Unit	Cost / Area
<b>Place: [TERRACE] TERRACE HILLS 048 [BUILDING]</b> <b>Area: 138,021 SqFt</b> <b>Billing Period: Nov 2018</b>						
ELECTRIC	21,600.00 kWh	73,721 KBtu	0.534 KBtu/SqFt	\$2,334.19	\$0.108 /kWh	\$0.017 /SqFt
NATURALGAS	2,571.00 CCF	264,813 KBtu	1.919 KBtu/SqFt	\$1,573.76	\$0.612 /CCF	\$0.011 /SqFt
WATER	0.00 CCF			\$54.48	\$0.000 /CCF	\$0.000 /SqFt
<b>Totals:</b>		<b>338,534 KBtu</b>	<b>2.453 KBtu/SqFt</b>	<b>\$3,962.43</b>		



## Energy



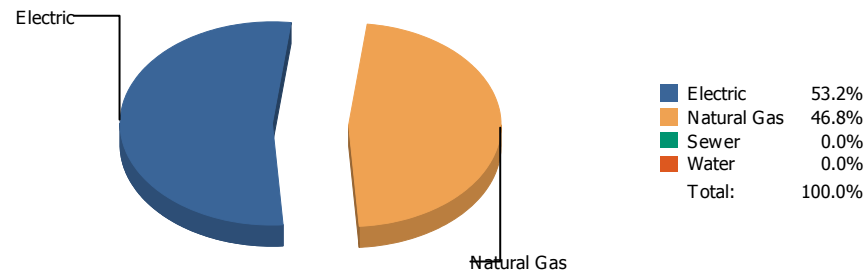
## Cost



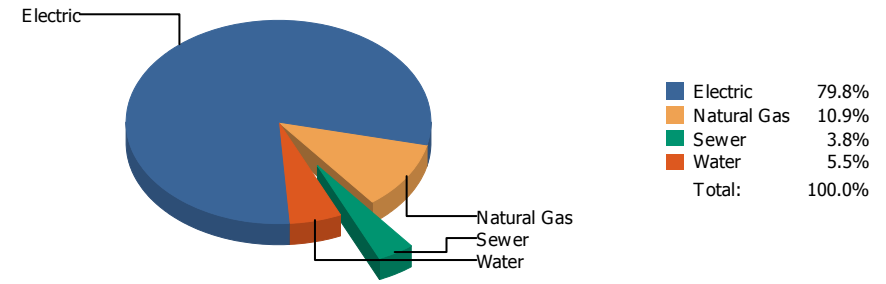
Commodity	Common Use	Energy Use	Energy Use / Area	Total Cost	Cost / Unit	Cost / Area
Place: [TIPPENELEMENTARY] TIPPIN ELEMENTARY 168 [BUILDING]						
Area: 88,360 SqFt						
Billing Period: Nov 2018						
ELECTRIC	81,960.00 kWh	279,729 KBtu	3.166 KBtu/SqFt	\$9,392.63	\$0.115 /kWh	\$0.106 /SqFt
NATURALGAS	2,245.00 CCF	231,235 KBtu	2.617 KBtu/SqFt	\$1,267.02	\$0.564 /CCF	\$0.014 /SqFt
SEWER	0.00 CCF			\$206.18	\$0.000 /CCF	\$0.002 /SqFt
WATER	540.00 CCF			\$3,470.34	\$6.427 /CCF	\$0.039 /SqFt
<b>Totals:</b>		<b>510,964 KBtu</b>	<b>5.783 KBtu/SqFt</b>	<b>\$14,336.17</b>		



## Energy



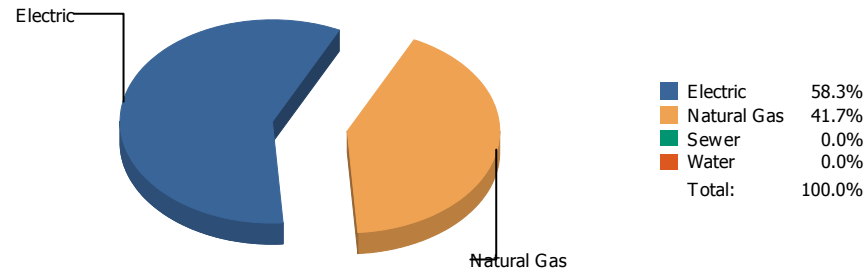
## Cost



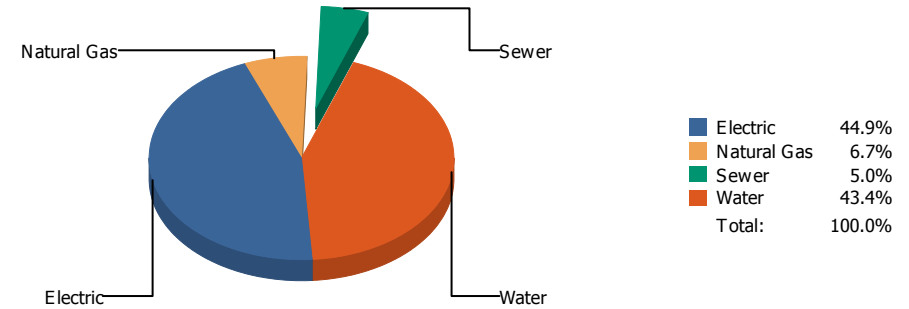
Commodity	Common Use	Energy Use	Energy Use / Area	Total Cost	Cost / Unit	Cost / Area
Place: [TOMLEA_2] TOM LEA 178 [BUILDING]						
Area: 88,828 SqFt						
Billing Period: Nov 2018						
ELECTRIC	68,080.00 kWh	232,357 KBtu	2.616 KBtu/SqFt	\$8,356.61	\$0.123 /kWh	\$0.094 /SqFt
NATURALGAS	1,988.00 CCF	204,764 KBtu	2.305 KBtu/SqFt	\$1,138.37	\$0.573 /CCF	\$0.013 /SqFt
SEWER	102.00 CCF			\$401.00	\$3.931 /CCF	\$0.005 /SqFt
WATER	142.00 CCF			\$576.92	\$4.063 /CCF	\$0.006 /SqFt
<b>Totals:</b>		<b>437,121 KBtu</b>	<b>4.921 KBtu/SqFt</b>	<b>\$10,472.90</b>		



## Energy



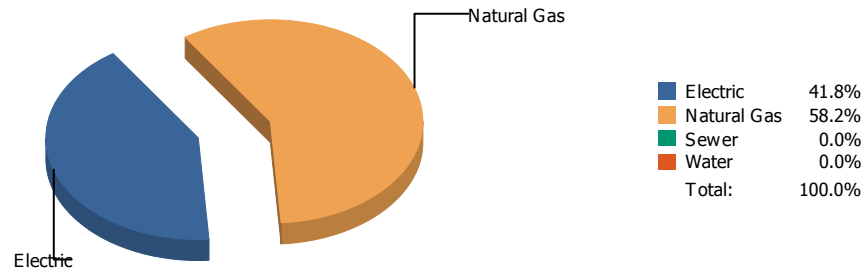
## Cost



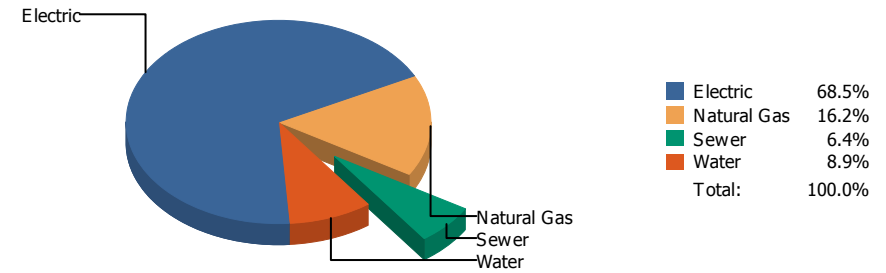
Commodity	Common Use	Energy Use	Energy Use / Area	Total Cost	Cost / Unit	Cost / Area
<b>Place: [TRAVIS] TRAVIS      143 [BUILDING]</b> <b>Area: 78,925 SqFt</b> <b>Billing Period: Nov 2018</b>						
ELECTRIC	22,800.00 kWh	77,816 KBtu	0.986 KBtu/SqFt	\$2,759.02	\$0.121 /kWh	\$0.035 /SqFt
NATURALGAS	540.00 CCF	55,620 KBtu	0.705 KBtu/SqFt	\$413.93	\$0.767 /CCF	\$0.005 /SqFt
SEWER	73.00 CCF			\$306.83	\$4.203 /CCF	\$0.004 /SqFt
WATER	426.00 CCF			\$2,666.39	\$6.259 /CCF	\$0.034 /SqFt
<b>Totals:</b>		<b>133,436 KBtu</b>	<b>1.691 KBtu/SqFt</b>	<b>\$6,146.17</b>		



## Energy



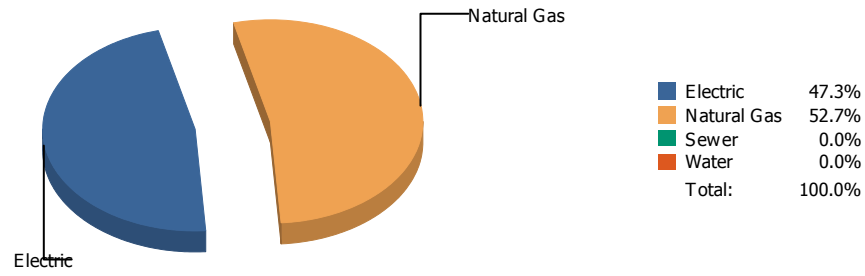
## Cost



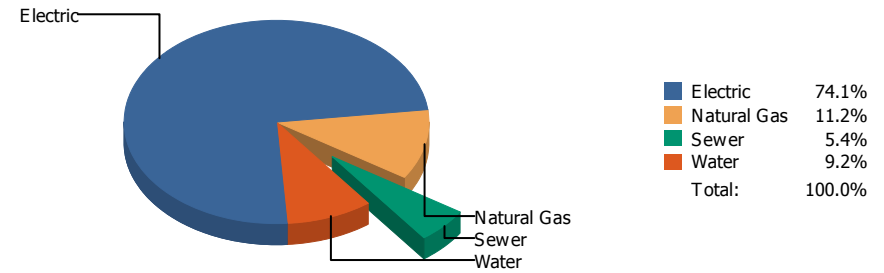
Commodity	Common Use	Energy Use	Energy Use / Area	Total Cost	Cost / Unit	Cost / Area
<b>Place: [VILAS] VILAS      144 [BUILDING]</b> <b>Area: 66,992 SqFt</b> <b>Billing Period: Nov 2018</b>						
ELECTRIC	37,628.00 kWh	128,424 KBtu	1.917 KBtu/SqFt	\$5,466.26	\$0.145 /kWh	\$0.081 /SqFt
NATURALGAS	1,737.00 CCF	178,911 KBtu	2.671 KBtu/SqFt	\$1,292.37	\$0.744 /CCF	\$0.019 /SqFt
SEWER	70.00 CCF			\$506.78	\$7.240 /CCF	\$0.007 /SqFt
WATER	129.00 CCF			\$709.39	\$5.499 /CCF	\$0.010 /SqFt
<b>Totals:</b>		<b>307,335 KBtu</b>	<b>4.588 KBtu/SqFt</b>	<b>\$7,974.80</b>		



## Energy



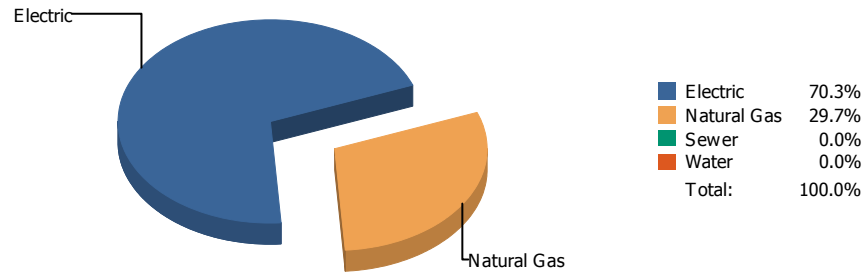
## Cost



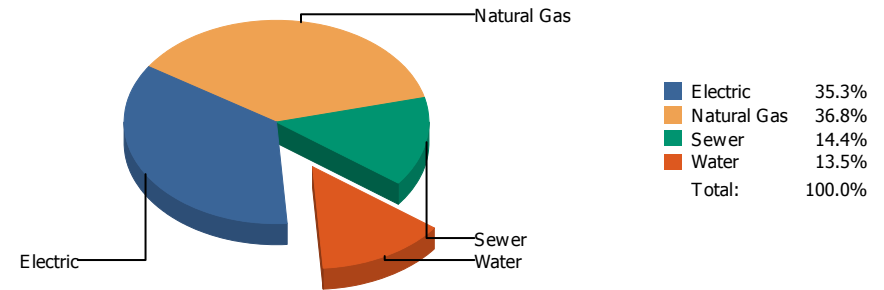
Commodity	Common Use	Energy Use	Energy Use / Area	Total Cost	Cost / Unit	Cost / Area
Place: [W HILLS] WESTERN HILLS 146 [BUILDING]						
Area: 77,753 SqFt						
Billing Period: Nov 2018						
ELECTRIC	40,920.00 kWh	139,660 KBtu	1.796 KBtu/SqFt	\$5,925.23	\$0.145 /kWh	\$0.076 /SqFt
NATURALGAS	1,509.00 CCF	155,427 KBtu	1.999 KBtu/SqFt	\$898.73	\$0.596 /CCF	\$0.012 /SqFt
SEWER	61.00 CCF			\$434.07	\$7.116 /CCF	\$0.006 /SqFt
WATER	205.00 CCF			\$737.24	\$3.596 /CCF	\$0.009 /SqFt
<b>Totals:</b>		<b>295,087 KBtu</b>	<b>3.795 KBtu/SqFt</b>	<b>\$7,995.27</b>		



## Energy



## Cost

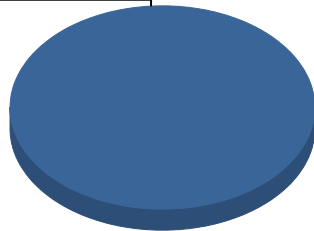


Commodity	Common Use	Energy Use	Energy Use / Area	Total Cost	Cost / Unit	Cost / Area
<b>Place: [WAINWRIG] WAINWRIGHT 145 [BUILDING]</b> <b>Area: 38,227 SqFt</b> <b>Billing Period: Nov 2018</b>						
ELECTRIC	63,265.00 kWh	215,923 KBtu	5.648 KBtu/SqFt	\$693.91	\$0.011 /kWh	\$0.018 /SqFt
NATURALGAS	886.00 CCF	91,258 KBtu	2.387 KBtu/SqFt	\$724.71	\$0.818 /CCF	\$0.019 /SqFt
SEWER	51.00 CCF			\$283.95	\$5.568 /CCF	\$0.007 /SqFt
WATER	23.00 CCF			\$265.47	\$11.542 /CCF	\$0.007 /SqFt
<b>Totals:</b>		<b>307,181 KBtu</b>	<b>8.036 KBtu/SqFt</b>	<b>\$1,968.04</b>		



## Energy

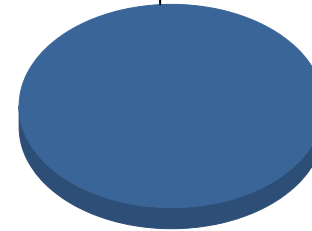
Electric



■ Electric 100.0%  
Total: 100.0%

## Cost

Electric

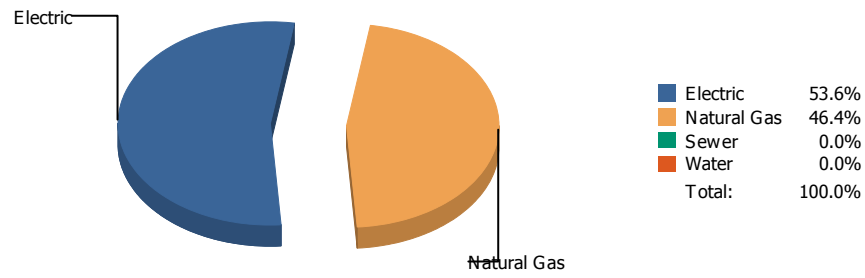


■ Electric 100.0%  
Total: 100.0%

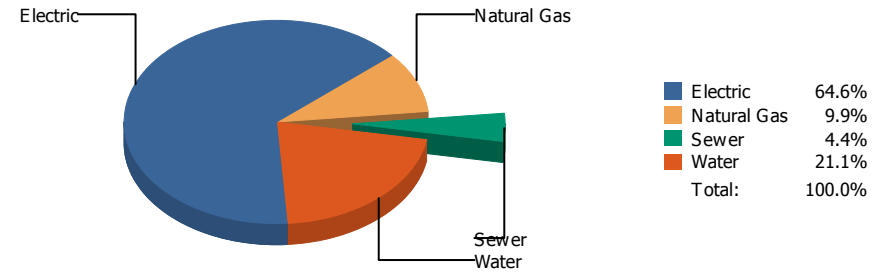
Commodity	Common Use	Energy Use	Energy Use / Area	Total Cost	Cost / Unit	Cost / Area
Place: [WESTSIDE] WESTSIDE TRANSPORTATION 951 [BUILDING]						
Area: 4,040 SqFt						
Billing Period: Nov 2018						
ELECTRIC	2,514.00 kWh	8,580 KBtu	2.124 KBtu/SqFt	\$291.19	\$0.116 /kWh	\$0.072 /SqFt
<b>Totals:</b>		<b>8,580 KBtu</b>	<b>2.124 KBtu/SqFt</b>	<b>\$291.19</b>		



## Energy



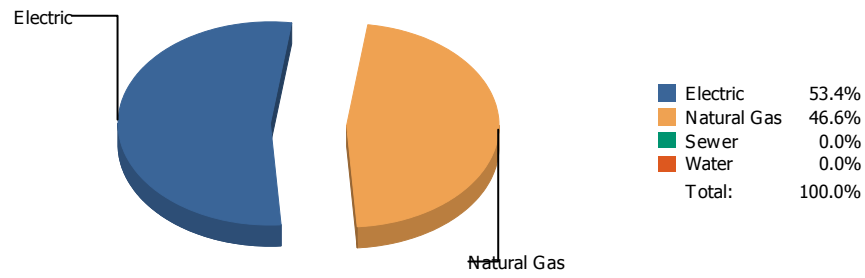
## Cost



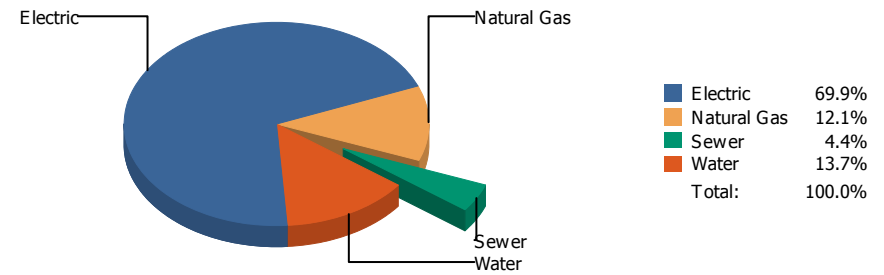
Commodity	Common Use	Energy Use	Energy Use / Area	Total Cost	Cost / Unit	Cost / Area
Place: [WHITAKER] WHITAKER 153 [BUILDING]						
Area: 89,458 SqFt						
Billing Period: Nov 2018						
ELECTRIC	63,360.00 kWh	216,248 KBtu	2.417 KBtu/SqFt	\$6,883.04	\$0.109 /kWh	\$0.077 /SqFt
NATURALGAS	1,816.00 CCF	187,048 KBtu	2.091 KBtu/SqFt	\$1,052.31	\$0.579 /CCF	\$0.012 /SqFt
SEWER	91.00 CCF			\$473.26	\$5.201 /CCF	\$0.005 /SqFt
WATER	670.00 CCF			\$2,247.97	\$3.355 /CCF	\$0.025 /SqFt
<b>Totals:</b>		<b>403,296 KBtu</b>	<b>4.508 KBtu/SqFt</b>	<b>\$10,656.58</b>		



## Energy



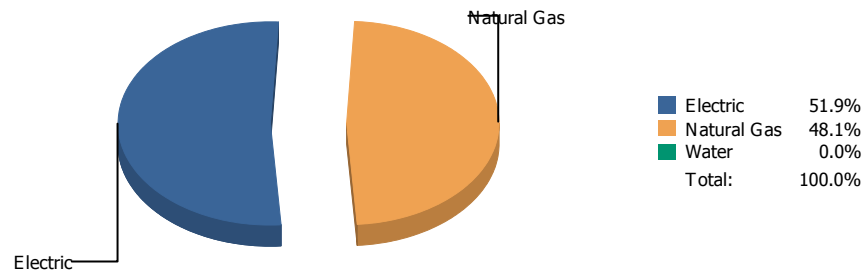
## Cost



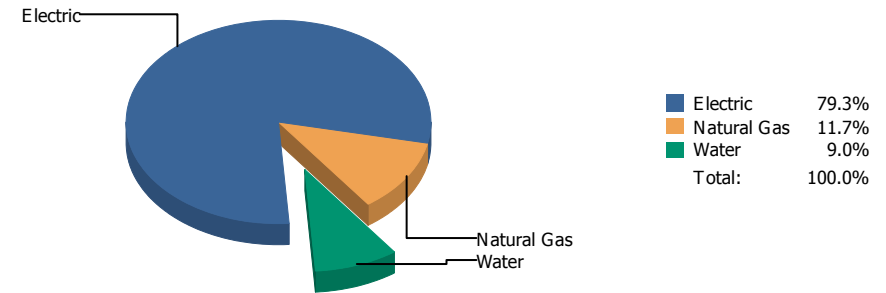
Commodity	Common Use	Energy Use	Energy Use / Area	Total Cost	Cost / Unit	Cost / Area
<b>Place: [WHITE] ZACH WHITE ELEMENTARY NEW-1997 [BUILDING]</b>						
<b>Area: 92,458 SqFt</b>						
<b>Billing Period: Nov 2018</b>						
ELECTRIC	59,700.00 kWh	203,756 KBtu	2.204 KBtu/SqFt	\$6,533.17	\$0.109 /kWh	\$0.071 /SqFt
NATURALGAS	1,724.00 CCF	177,572 KBtu	1.921 KBtu/SqFt	\$1,129.34	\$0.655 /CCF	\$0.012 /SqFt
SEWER	116.00 CCF			\$408.10	\$3.518 /CCF	\$0.004 /SqFt
WATER	310.00 CCF			\$1,276.53	\$4.118 /CCF	\$0.014 /SqFt
<b>Totals:</b>		<b>381,328 KBtu</b>	<b>4.124 KBtu/SqFt</b>	<b>\$9,347.14</b>		



## Energy



## Cost

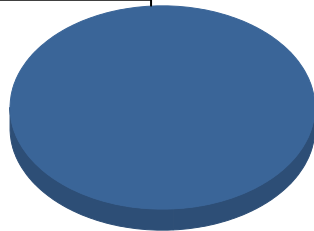


Commodity	Common Use	Energy Use	Energy Use / Area	Total Cost	Cost / Unit	Cost / Area
<b>Place: [WIGGS] WIGGS      052 [BUILDING]</b> <b>Area: 110,689 SqFt</b> <b>Billing Period: Nov 2018</b>						
ELECTRIC	51,360.00 kWh	175,292 KBtu	1.584 KBtu/SqFt	\$6,340.44	\$0.123 /kWh	\$0.057 /SqFt
NATURALGAS	1,577.00 CCF	162,431 KBtu	1.467 KBtu/SqFt	\$932.74	\$0.591 /CCF	\$0.008 /SqFt
WATER	116.00 CCF			\$719.92	\$6.206 /CCF	\$0.007 /SqFt
<b>Totals:</b>		<b>337,723 KBtu</b>	<b>3.051 KBtu/SqFt</b>	<b>\$7,993.10</b>		



## Energy

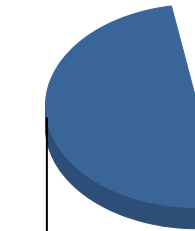
Electric




■ Electric 100.0%  
 ■ Natural Gas 0.0%  
 Total: 100.0%

## Cost

Electric



Natural Gas

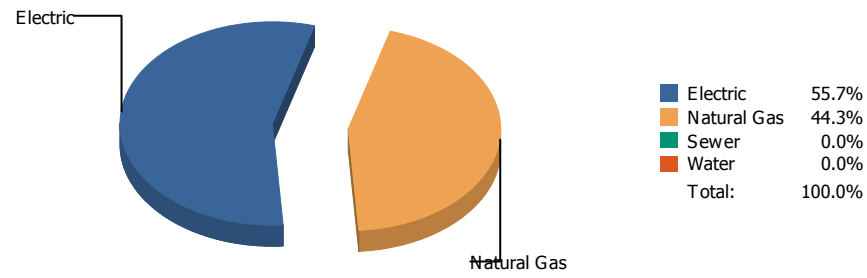


■ Electric 48.4%  
 ■ Natural Gas 51.6%  
 Total: 100.0%

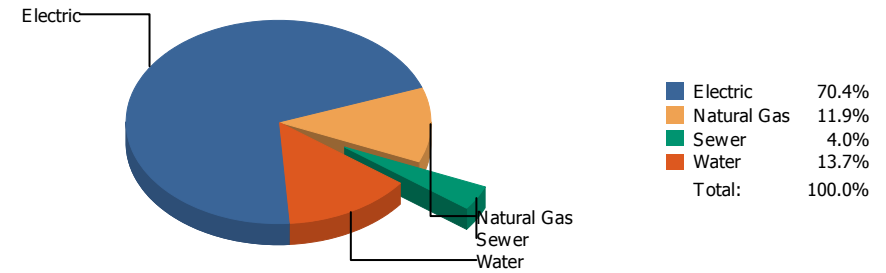
Commodity	Common Use	Energy Use	Energy Use / Area	Total Cost	Cost / Unit	Cost / Area
Place: [ZANEGREYWAREHOUSE] ZANE GREY WAREHOUSE [BUILDING]						
Area: 0 SqFt						
Billing Period: Nov 2018						
ELECTRIC	347.00 kWh	1,184 KBtu		\$49.24	\$0.142 /kWh	
NATURALGAS	0.00 CCF	0 KBtu		\$52.47	\$0.000 /CCF	
<b>Totals:</b>		<b>1,184 KBtu</b>		<b>\$101.71</b>		



## Energy



## Cost

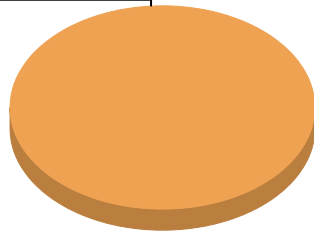


Commodity	Common Use	Energy Use	Energy Use / Area	Total Cost	Cost / Unit	Cost / Area
<b>Place: [ZAVALA] ZAVALA 148 [BUILDING]</b> <b>Area: 53,356 SqFt</b> <b>Billing Period: Nov 2018</b>						
ELECTRIC	29,500.00 kWh	100,684 KBtu	1.887 KBtu/SqFt	\$3,122.49	\$0.106 /kWh	\$0.059 /SqFt
NATURALGAS	779.00 CCF	80,237 KBtu	1.504 KBtu/SqFt	\$528.79	\$0.679 /CCF	\$0.010 /SqFt
SEWER	43.00 CCF			\$175.40	\$4.079 /CCF	\$0.003 /SqFt
WATER	97.00 CCF			\$606.61	\$6.254 /CCF	\$0.011 /SqFt
<b>Totals:</b>		<b>180,921 KBtu</b>	<b>3.391 KBtu/SqFt</b>	<b>\$4,433.29</b>		



## Energy

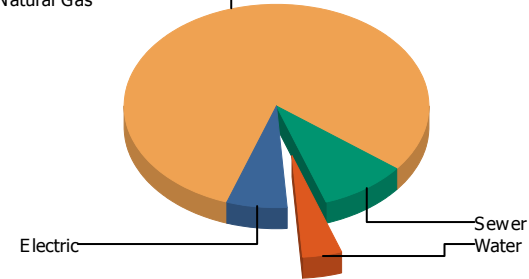
Natural Gas



Electric	0.0%
Natural Gas	100.0%
Sewer	0.0%
Water	0.0%
<b>Total:</b>	<b>100.0%</b>

## Cost

Natural Gas

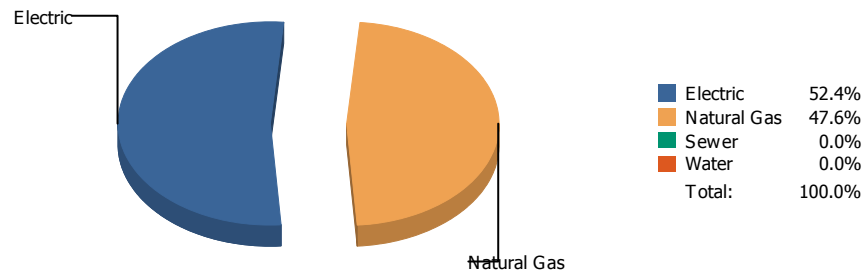


Electric	6.3%
Natural Gas	80.3%
Sewer	9.1%
Water	4.3%
<b>Total:</b>	<b>100.0%</b>

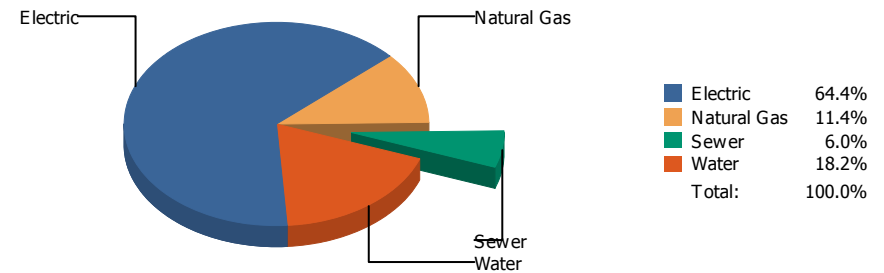
Commodity	Common Use	Energy Use	Energy Use / Area	Total Cost	Cost / Unit	Cost / Area
<b>Place: [ZUNI] ZUNI COTTAGES 952 [BUILDING]</b> <b>Area: 3,505 SqFt</b> <b>Billing Period: Nov 2018</b>						
ELECTRIC	0.00 kWh	0 KBtu	0.000 KBtu/SqFt	\$20.79	\$0.000 /kWh	\$0.006 /SqFt
NATURALGAS	2.00 CCF	206 KBtu	0.059 KBtu/SqFt	\$267.13	\$133.565 /CCF	\$0.076 /SqFt
SEWER	0.00 CCF			\$30.28	\$0.000 /CCF	\$0.009 /SqFt
WATER	0.00 CCF			\$14.32	\$0.000 /CCF	\$0.004 /SqFt
<b>Totals:</b>		<b>206 KBtu</b>	<b>0.059 KBtu/SqFt</b>	<b>\$332.52</b>		



## Energy



## Cost



Commodity	Common Use	Energy Use	Energy Use / Area	Total Cost	Cost / Unit	Cost / Area
<b>Place Summary Report</b>						
<b>Area: 10,738,664 SqFt</b>						
<b>Billing Period: Nov 2018</b>						
ELECTRIC	5,671,204.00 kWh	19,355,819 KBtu	1.802 KBtu/SqFt	\$619,440.48	\$0.109 /kWh	\$0.058 /SqFt
NATURALGAS	170,768.00 CCF	17,589,104 KBtu	1.638 KBtu/SqFt	\$109,210.81	\$0.640 /CCF	\$0.010 /SqFt
SEWER	16,518.00 CCF			\$57,350.63	\$3.472 /CCF	\$0.005 /SqFt
WATER	42,014.00 CCF			\$175,213.67	\$4.170 /CCF	\$0.016 /SqFt
<b>Totals:</b>		<b>36,944,923 KBtu</b>	<b>3.440 KBtu/SqFt</b>	<b>\$961,215.59</b>		

\* Please note per area calculations only include buildings with a floor area greater than 0.



**Requested by:** eagarci2

**Client version:**

**Report version:** 9

**Filters:** Meters in Building Name: Not one of ZACH WHITE MODULAR SCHOOL 147;START SCHOOL EARLY 1 DAY VALUE;STADIUM RATE CHANGES;SKY PARK  
IB1;SKY PARK I 200;SKY PARK;ROOSEVELT 137;REMCON COTTAGES;PARKDALE COTTAGES 957;NORTHEAST BOOK DEPOSITORY 814;NEW  
COMPUTERS SINCE JUNE 1990;Lighting;HERCULES COTTAGES 141A;Butterfield Trail Warehouse;BRANON COTTAGES 955;BLUE FLAME  
BLDG.;BARCELONA COTTAGES;ALL REFUNDS AND REBATES; ; Bill is Void Equals 0; Account is Active Equals 1; Bill is from External Vendor Equals 1; ; Billing Period  
Equals Nov 2018

**Record count:** 0