

elpaso

Energy CAP

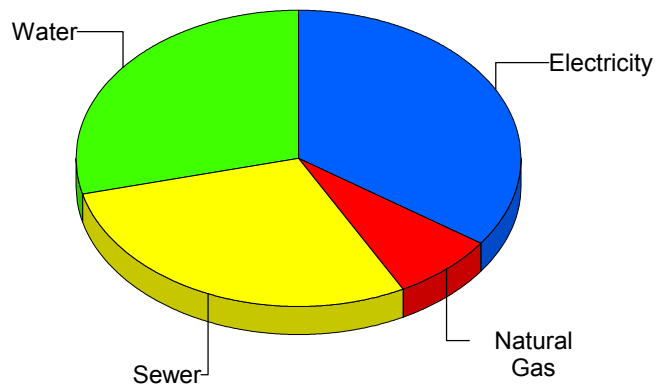
Cost Avoidance Program

Cost Summary Graph

Grouped by Energy Type

Energy Type	Use	Units	Meter Cost	Special Charges	Total Cost	Avg Unit Cost	% of Total Cost
Site: ALAMO ELEMENTARY SCH - ALAMO ELEMENTARY SCH							
Electricity	1,250	KWH	\$149.72	\$0.00	\$149.72	0.1198	34.59%
Natural Gas	0	CCF	\$33.38	\$0.00	\$33.38	0.0000	7.71%
Water	0	CCF	\$125.26	\$0.00	\$125.26	0.0000	28.94%
Sewer	0	CCF	\$124.48	\$0.00	\$124.48	0.0000	28.76%
Total Cost:			\$432.84	\$0.00	\$432.84		

For ALAMO
ELEMENTARY
SCH



Electricity	34.6%
Natural Gas	7.7%
Sewer	28.8%
Water	28.9%
Total:	100.0%

Filters: Cost Center Name Not Equal To DoNotReport; Billing Period Equal To 201101

elpaso

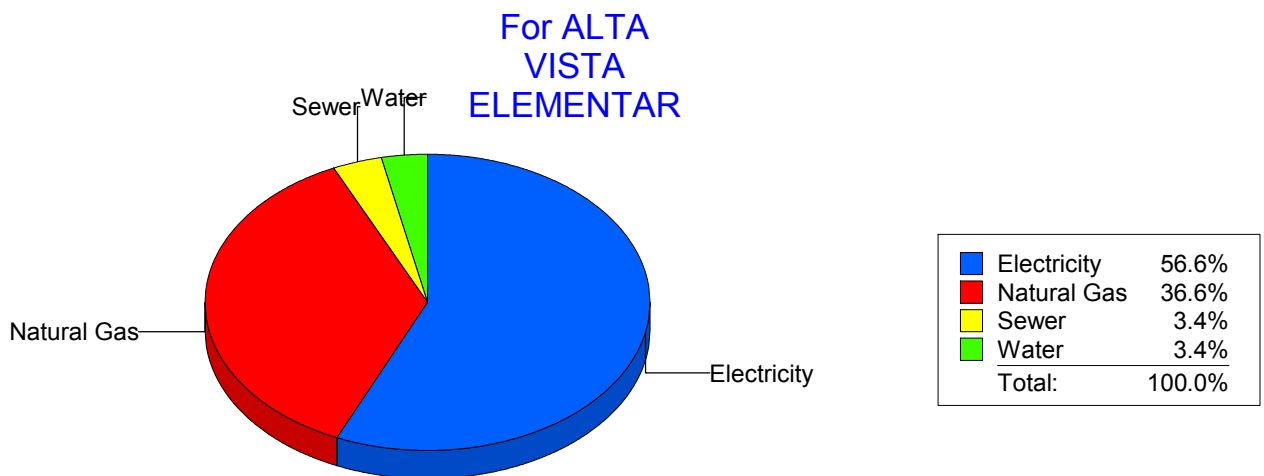
Energy CAP

Cost Avoidance Program

Cost Summary Graph

Grouped by Energy Type

Energy Type	Use	Units	Meter Cost	Special Charges	Total Cost	Avg Unit Cost	% of Total Cost
Site: ALTA VISTA ELEMENTAR - ALTA VISTA ELEMENTAR							
Electricity	27,150	KWH	\$2,960.85	\$0.00	\$2,960.85	0.1091	56.61%
Natural Gas	3,251	CCF	\$1,912.82	\$0.00	\$1,912.82	0.5884	36.57%
Water	79	CCF	\$177.18	\$0.00	\$177.18	2.2428	3.39%
Sewer	92	CCF	\$179.08	\$0.00	\$179.08	1.9465	3.42%
Total Cost:			\$5,229.93	\$0.00	\$5,229.93		



Filters: Cost Center Name Not Equal To DoNotReport; Billing Period Equal To 201101

elpaso

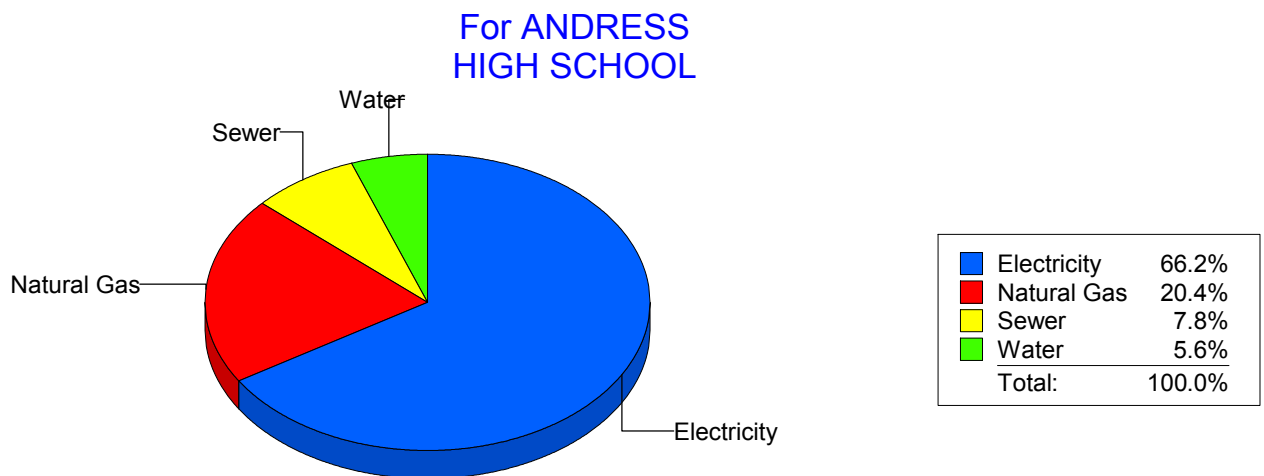
Energy CAP

Cost Avoidance Program

Cost Summary Graph

Grouped by Energy Type

Energy Type	Use	Units	Meter Cost	Special Charges	Total Cost	Avg Unit Cost	% of Total Cost
Site: ANDRESS HIGH SCHOOL - ANDRESS HIGH SCHOOL							
Electricity	152,366	KWH	\$14,246.96	\$0.00	\$14,246.96	0.0935	66.24%
Natural Gas	7,593	CCF	\$4,378.08	\$0.00	\$4,378.08	0.5766	20.36%
Water	741	CCF	\$1,199.64	\$0.00	\$1,199.64	1.6189	5.58%
Sewer	1,217	CCF	\$1,683.20	\$0.00	\$1,683.20	1.3831	7.83%
Total Cost:			\$21,507.88	\$0.00	\$21,507.88		



Filters: Cost Center Name Not Equal To DoNotReport; Billing Period Equal To 201101

elpaso

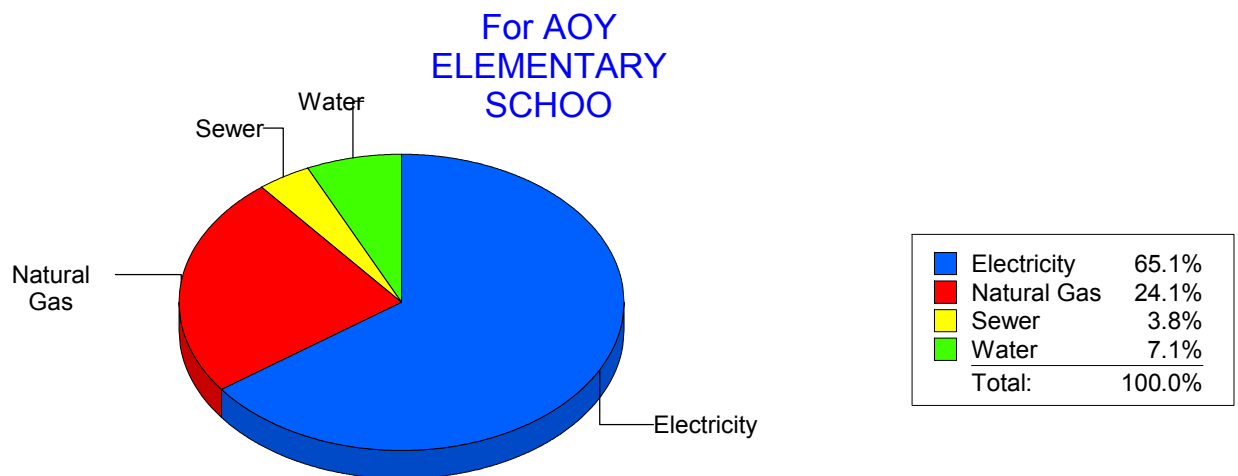
Energy CAP

Cost Avoidance Program

Cost Summary Graph

Grouped by Energy Type

Energy Type	Use	Units	Meter Cost	Special Charges	Total Cost	Avg Unit Cost	% of Total Cost
Site: AOY ELEMENTARY SCHOO - AOY ELEMENTARY SCHOO							
Electricity	57,156	KWH	\$6,199.66	\$0.00	\$6,199.66	0.1085	65.11%
Natural Gas	3,902	CCF	\$2,291.19	\$0.00	\$2,291.19	0.5872	24.06%
Water	109	CCF	\$672.30	\$0.00	\$672.30	6.1679	7.06%
Sewer	76	CCF	\$357.95	\$0.00	\$357.95	4.7099	3.76%
Total Cost:			\$9,521.10	\$0.00	\$9,521.10		



Filters: Cost Center Name Not Equal To DoNotReport; Billing Period Equal To 201101

elpaso

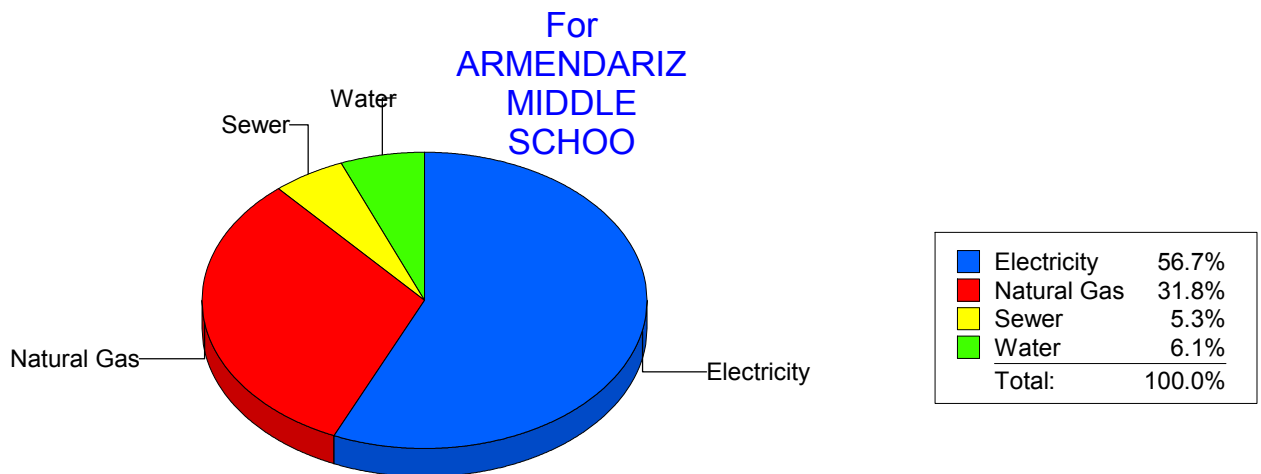
Energy CAP

Cost Avoidance Program

Cost Summary Graph

Grouped by Energy Type

Energy Type	Use	Units	Meter Cost	Special Charges	Total Cost	Avg Unit Cost	% of Total Cost
Site: ARMENDARIZ MIDDLE SCHOO - ARMENDARIZ MIDDLE SCHOO							
Electricity	53,000	KWH	\$5,148.39	\$0.00	\$5,148.39	0.0971	56.73%
Natural Gas	5,038	CCF	\$2,889.40	\$0.00	\$2,889.40	0.5735	31.84%
Water	182	CCF	\$554.01	\$0.00	\$554.01	3.0440	6.10%
Sewer	214	CCF	\$483.73	\$0.00	\$483.73	2.2604	5.33%
Total Cost:			\$9,075.53	\$0.00	\$9,075.53		



Filters: Cost Center Name Not Equal To DoNotReport; Billing Period Equal To 201101

elpaso

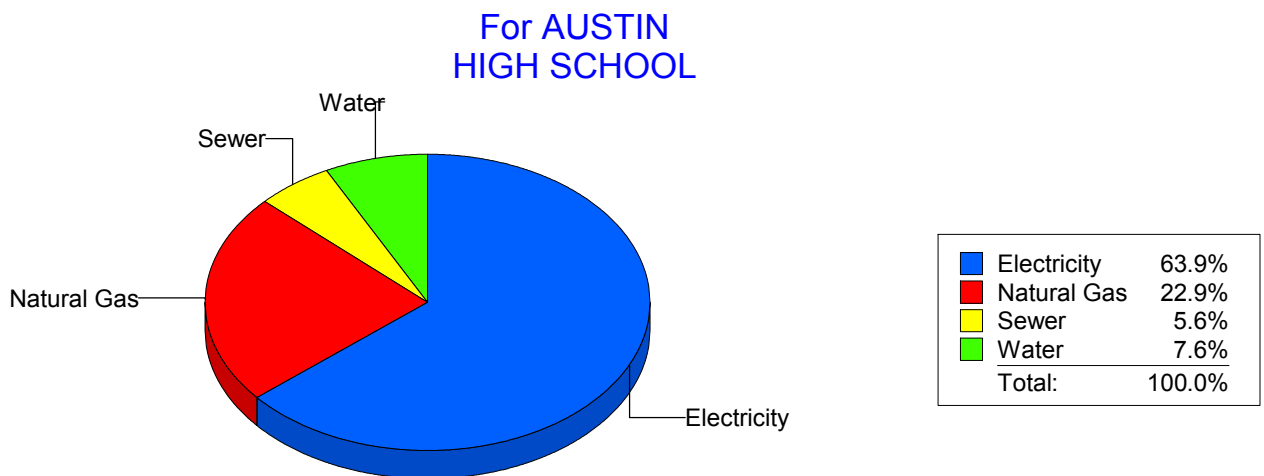
Energy CAP

Cost Avoidance Program

Cost Summary Graph

Grouped by Energy Type

Energy Type	Use	Units	Meter Cost	Special Charges	Total Cost	Avg Unit Cost	% of Total Cost
Site: AUSTIN HIGH SCHOOL - AUSTIN HIGH SCHOOL							
Electricity	110,313	KWH	\$11,858.49	\$0.00	\$11,858.49	0.1075	63.91%
Natural Gas	7,303	CCF	\$4,250.21	\$0.00	\$4,250.21	0.5820	22.91%
Water	418	CCF	\$1,401.68	\$0.00	\$1,401.68	3.3533	7.55%
Sewer	391	CCF	\$1,044.95	\$0.00	\$1,044.95	2.6725	5.63%
Total Cost:			\$18,555.33	\$0.00	\$18,555.33		



Filters: Cost Center Name Not Equal To DoNotReport; Billing Period Equal To 201101

elpaso

Energy CAP

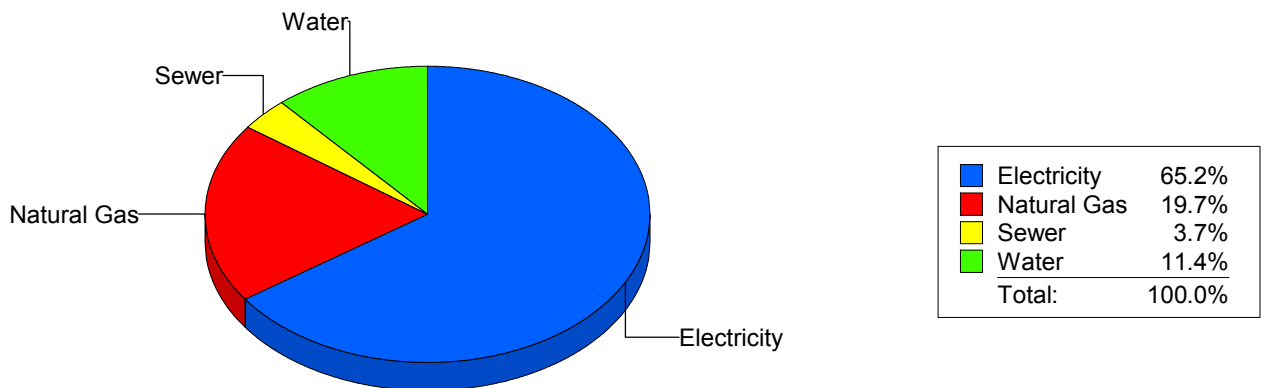
Cost Avoidance Program

Cost Summary Graph

Grouped by Energy Type

Energy Type	Use	Units	Meter Cost	Special Charges	Total Cost	Avg Unit Cost	% of Total Cost
Site: BARRON - BARRON							
Electricity	47,448	KWH	\$5,626.67	\$0.00	\$5,626.67	0.1186	65.19%
Natural Gas	2,868	CCF	\$1,701.06	\$0.00	\$1,701.06	0.5931	19.71%
Water	171	CCF	\$981.00	\$0.00	\$981.00	5.7368	11.37%
Sewer	69	CCF	\$322.82	\$0.00	\$322.82	4.6786	3.74%
Total Cost:			\$8,631.55	\$0.00	\$8,631.55		

For BARRON



Filters: Cost Center Name Not Equal To DoNotReport; Billing Period Equal To 201101

elpaso

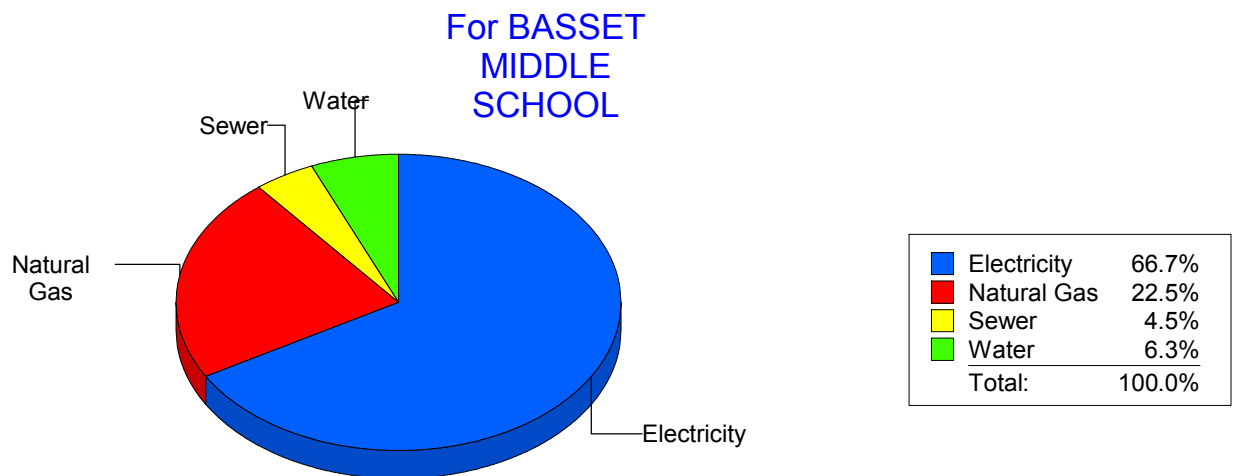
Energy CAP

Cost Avoidance Program

Cost Summary Graph

Grouped by Energy Type

Energy Type	Use	Units	Meter Cost	Special Charges	Total Cost	Avg Unit Cost	% of Total Cost
Site: BASSET MIDDLE SCHOOL - BASSET MIDDLE SCHOOL							
Electricity	68,405	KWH	\$7,503.15	\$0.00	\$7,503.15	0.1097	66.70%
Natural Gas	4,292	CCF	\$2,531.62	\$0.00	\$2,531.62	0.5898	22.51%
Water	314	CCF	\$705.68	\$0.00	\$705.68	2.2474	6.27%
Sewer	292	CCF	\$508.45	\$0.00	\$508.45	1.7413	4.52%
Total Cost:			\$11,248.90	\$0.00	\$11,248.90		



Filters: Cost Center Name Not Equal To DoNotReport; Billing Period Equal To 201101

elpaso

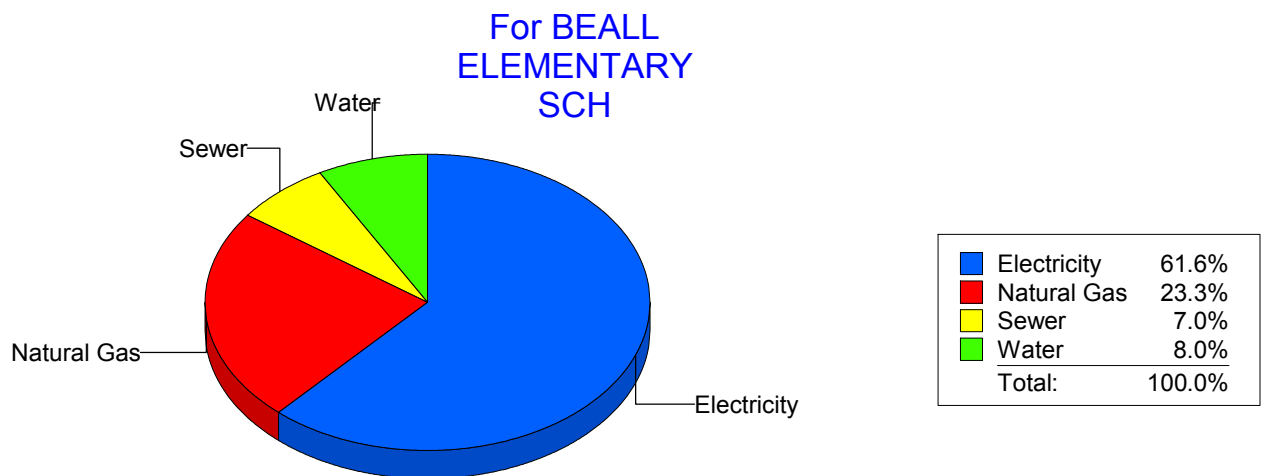
Energy CAP

Cost Avoidance Program

Cost Summary Graph

Grouped by Energy Type

Energy Type	Use	Units	Meter Cost	Special Charges	Total Cost	Avg Unit Cost	% of Total Cost
Site: BEALL ELEMENTARY SCH - BEALL ELEMENTARY SCH							
Electricity	20,640	KWH	\$2,158.19	\$0.00	\$2,158.19	0.1046	61.63%
Natural Gas	1,368	CCF	\$816.55	\$0.00	\$816.55	0.5969	23.32%
Water	108	CCF	\$281.79	\$0.00	\$281.79	2.6092	8.05%
Sewer	85	CCF	\$245.56	\$0.00	\$245.56	2.8889	7.01%
Total Cost:			\$3,502.09	\$0.00	\$3,502.09		



Filters: Cost Center Name Not Equal To DoNotReport; Billing Period Equal To 201101

elpaso

Energy CAP

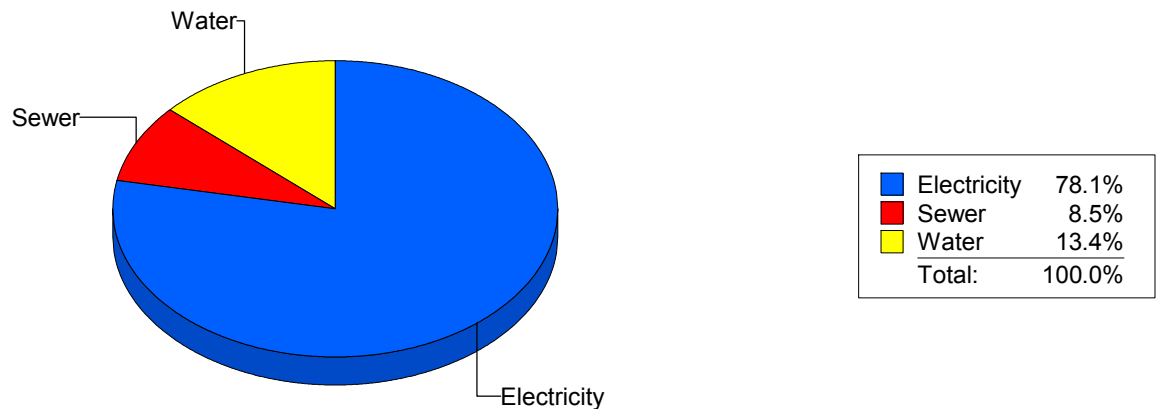
Cost Avoidance Program

Cost Summary Graph

Grouped by Energy Type

Energy Type	Use	Units	Meter Cost	Special Charges	Total Cost	Avg Unit Cost	% of Total Cost
Site: BLISS ELEMENTARY - BLISS ELEMENTARY							
Electricity	20,500	KWH	\$2,182.41	\$0.00	\$2,182.41	0.1065	78.09%
Water	149	CCF	\$374.39	\$0.00	\$374.39	2.5127	13.40%
Sewer	79	CCF	\$237.94	\$0.00	\$237.94	3.0119	8.51%
Total Cost:			\$2,794.74	\$0.00	\$2,794.74		

For BLISS
ELEMENTARY



Filters: Cost Center Name Not Equal To DoNotReport; Billing Period Equal To 201101

elpaso

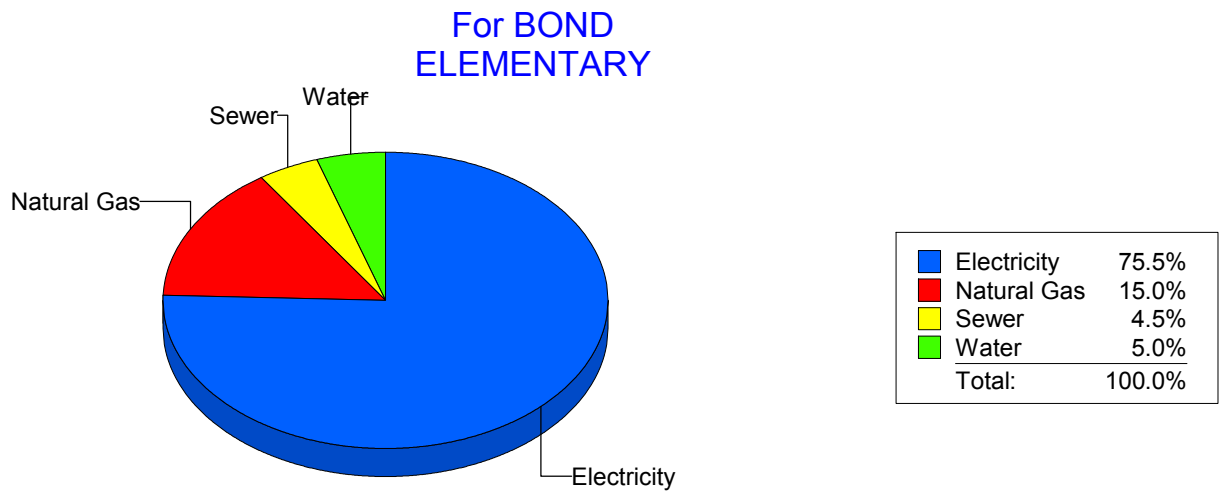
Energy CAP

Cost Avoidance Program

Cost Summary Graph

Grouped by Energy Type

Energy Type	Use	Units	Meter Cost	Special Charges	Total Cost	Avg Unit Cost	% of Total Cost
Site: BOND - BOND ELEMENTARY							
Electricity	44,210 KWH		\$5,660.07	\$0.00	\$5,660.07	0.1280	75.47%
Natural Gas	1,862 CCF		\$1,126.78	\$0.00	\$1,126.78	0.6051	15.02%
Water	173 CCF		\$376.04	\$0.00	\$376.04	2.1736	5.01%
Sewer	157 CCF		\$337.00	\$0.00	\$337.00	2.1465	4.49%
Total Cost:			\$7,499.89	\$0.00	\$7,499.89		



Filters: Cost Center Name Not Equal To DoNotReport; Billing Period Equal To 201101

elpaso

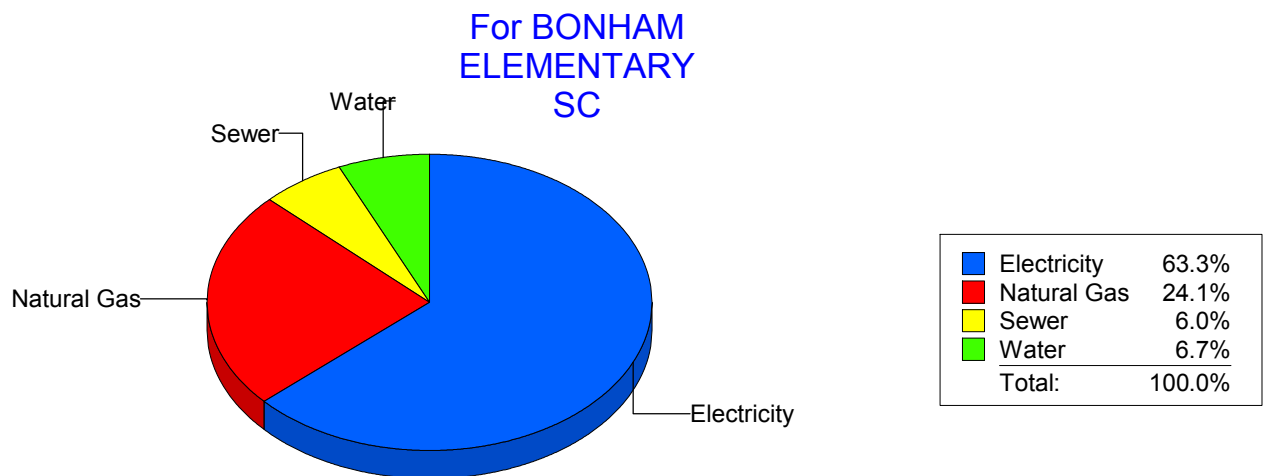
Energy CAP

Cost Avoidance Program

Cost Summary Graph

Grouped by Energy Type

Energy Type	Use	Units	Meter Cost	Special Charges	Total Cost	Avg Unit Cost	% of Total Cost
Site: BONHAM ELEMENTARY SC - BONHAM ELEMENTARY SC							
Electricity	23,045	KWH	\$2,954.23	\$0.00	\$2,954.23	0.1282	63.26%
Natural Gas	1,861	CCF	\$1,123.76	\$0.00	\$1,123.76	0.6038	24.06%
Water	136	CCF	\$312.84	\$0.00	\$312.84	2.3003	6.70%
Sewer	124	CCF	\$279.31	\$0.00	\$279.31	2.2525	5.98%
Total Cost:			\$4,670.14	\$0.00	\$4,670.14		



Filters: Cost Center Name Not Equal To DoNotReport; Billing Period Equal To 201101

elpaso

Energy CAP

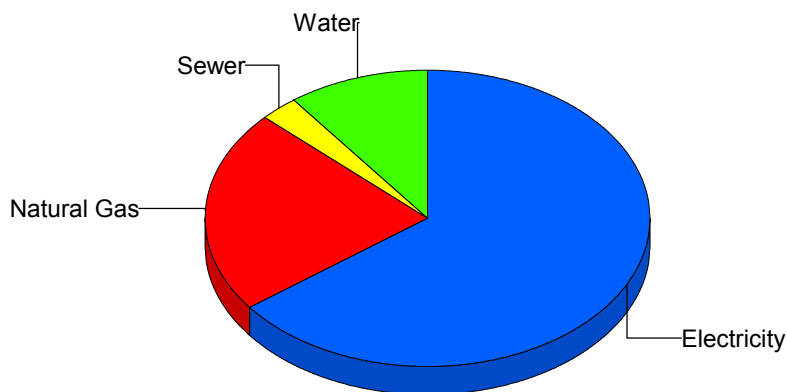
Cost Avoidance Program

Cost Summary Graph

Grouped by Energy Type

Energy Type	Use	Units	Meter Cost	Special Charges	Total Cost	Avg Unit Cost	% of Total Cost
Site: BOWIE HIGH SCHOOL - BOWIE HIGH SCHOOL							
Electricity	259,276	KWH	\$22,041.74	\$0.00	\$22,041.74	0.0850	64.67%
Natural Gas	13,248	CCF	\$7,567.60	\$0.00	\$7,567.60	0.5712	22.20%
Water	2,599	CCF	\$3,474.92	\$0.00	\$3,474.92	1.3370	10.19%
Sewer	464	CCF	\$1,001.08	\$0.00	\$1,001.08	2.1575	2.94%
Total Cost:			\$34,085.34	\$0.00	\$34,085.34		

For BOWIE
HIGH SCHOOL



Electricity	64.7%
Natural Gas	22.2%
Sewer	2.9%
Water	10.2%
Total:	100.0%

Filters: Cost Center Name Not Equal To DoNotReport; Billing Period Equal To 201101

elpaso

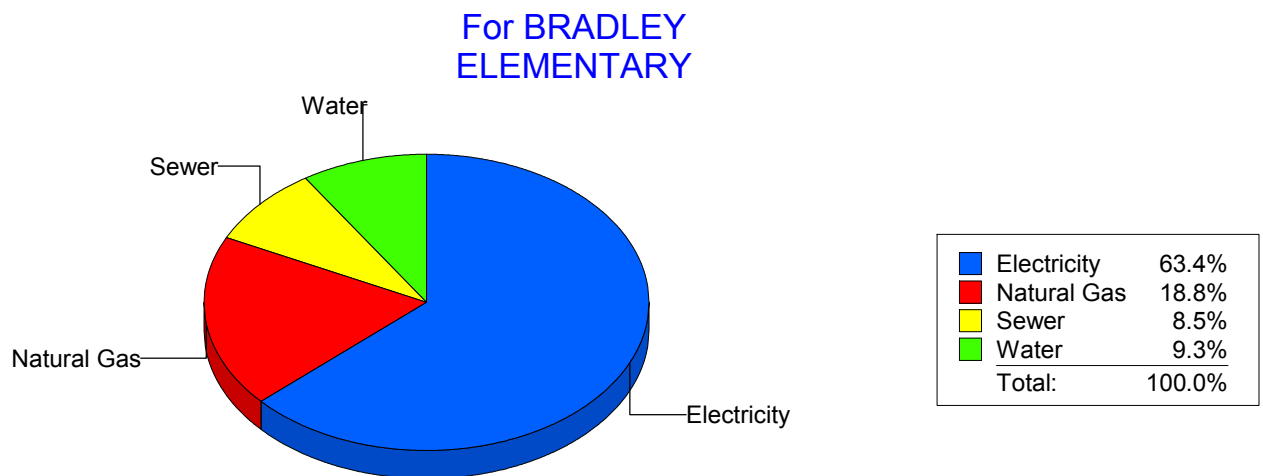
Energy CAP

Cost Avoidance Program

Cost Summary Graph

Grouped by Energy Type

Energy Type	Use	Units	Meter Cost	Special Charges	Total Cost	Avg Unit Cost	% of Total Cost
Site: BRADLEY ELEMENTARY - BRADLEY ELEMENTARY							
Electricity	30,200	KWH	\$2,912.76	\$0.00	\$2,912.76	0.0964	63.43%
Natural Gas	1,459	CCF	\$865.65	\$0.00	\$865.65	0.5933	18.85%
Water	160	CCF	\$425.48	\$0.00	\$425.48	2.6593	9.26%
Sewer	139	CCF	\$388.48	\$0.00	\$388.48	2.7948	8.46%
Total Cost:			\$4,592.37	\$0.00	\$4,592.37		



Filters: Cost Center Name Not Equal To DoNotReport; Billing Period Equal To 201101

elpaso

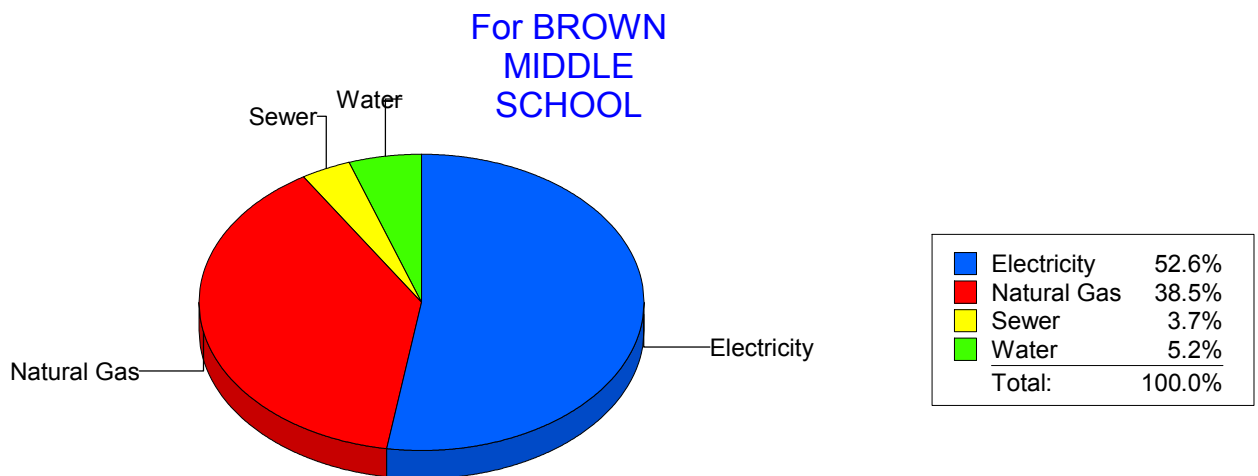
Energy CAP

Cost Avoidance Program

Cost Summary Graph

Grouped by Energy Type

Energy Type	Use	Units	Meter Cost	Special Charges	Total Cost	Avg Unit Cost	% of Total Cost
Site: BROWN MIDDLE SCHOOL - BROWN MIDDLE SCHOOL							
Electricity	104,200	KWH	\$9,372.27	\$0.00	\$9,372.27	0.0899	52.59%
Natural Gas	12,125	CCF	\$6,865.61	\$0.00	\$6,865.61	0.5662	38.52%
Water	482	CCF	\$928.74	\$0.00	\$928.74	1.9268	5.21%
Sewer	350	CCF	\$656.45	\$0.00	\$656.45	1.8756	3.68%
Total Cost:			\$17,823.07	\$0.00	\$17,823.07		



Filters: Cost Center Name Not Equal To DoNotReport; Billing Period Equal To 201101

elpaso

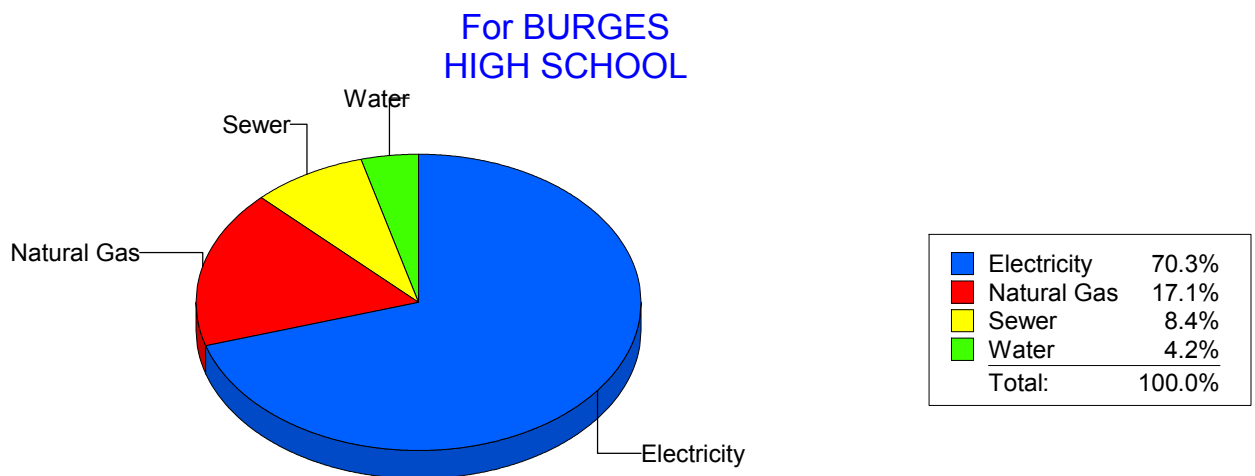
Energy CAP

Cost Avoidance Program

Cost Summary Graph

Grouped by Energy Type

Energy Type	Use	Units	Meter Cost	Special Charges	Total Cost	Avg Unit Cost	% of Total Cost
Site: BURGESS HIGH SCHOOL - BURGESS HIGH SCHOOL							
Electricity	110,982	KWH	\$10,551.83	\$0.00	\$10,551.83	0.0951	70.32%
Natural Gas	4,396	CCF	\$2,566.22	\$0.00	\$2,566.22	0.5838	17.10%
Water	203	CCF	\$628.75	\$0.00	\$628.75	3.0973	4.19%
Sewer	715	CCF	\$1,257.61	\$0.00	\$1,257.61	1.7589	8.38%
Total Cost:			\$15,004.41	\$0.00	\$15,004.41		



Filters: Cost Center Name Not Equal To DoNotReport; Billing Period Equal To 201101

elpaso

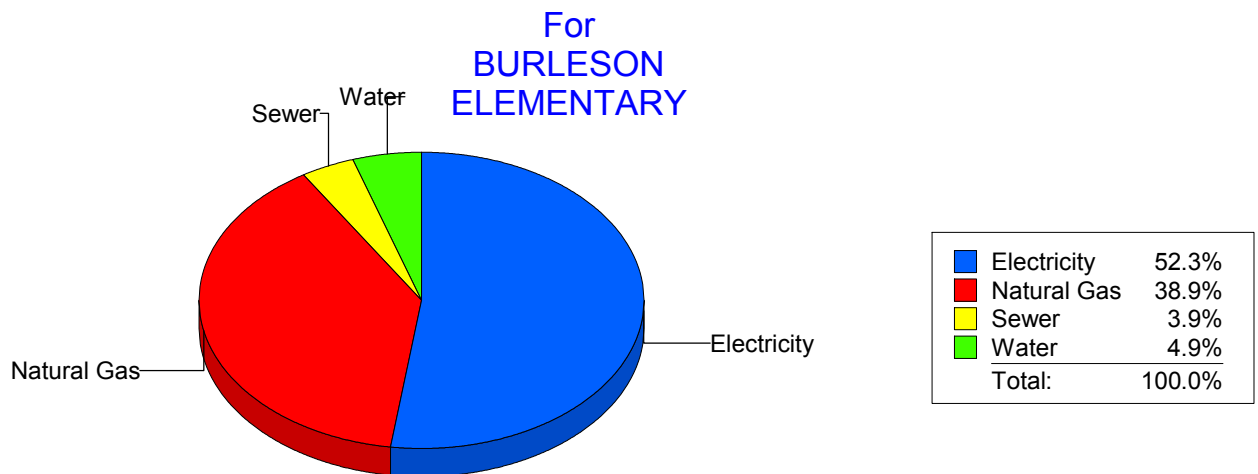
Energy CAP

Cost Avoidance Program

Cost Summary Graph

Grouped by Energy Type

Energy Type	Use	Units	Meter Cost	Special Charges	Total Cost	Avg Unit Cost	% of Total Cost
Site: BURLESON ELEMENTARY - BURLESON ELEMENTARY							
Electricity	26,304	KWH	\$2,735.21	\$0.00	\$2,735.21	0.1040	52.28%
Natural Gas	3,326	CCF	\$2,034.38	\$0.00	\$2,034.38	0.6117	38.88%
Water	110	CCF	\$258.24	\$0.00	\$258.24	2.3476	4.94%
Sewer	63	CCF	\$204.49	\$0.00	\$204.49	3.2459	3.91%
Total Cost:			\$5,232.32	\$0.00	\$5,232.32		



Filters: Cost Center Name Not Equal To DoNotReport; Billing Period Equal To 201101

elpaso

Energy CAP

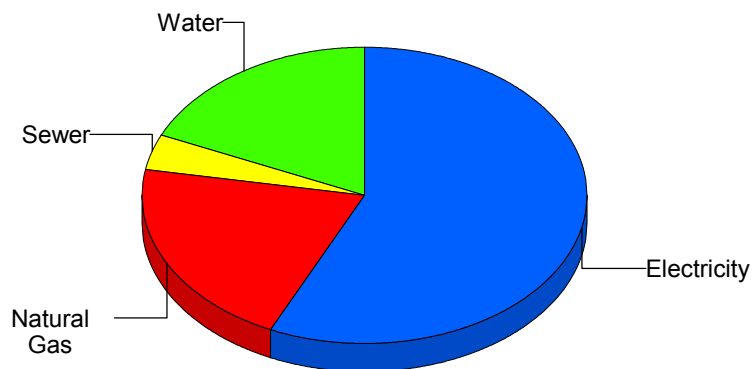
Cost Avoidance Program

Cost Summary Graph

Grouped by Energy Type

Energy Type	Use	Units	Meter Cost	Special Charges	Total Cost	Avg Unit Cost	% of Total Cost
Site: BURNET ELEMENTARY - BURNET ELEMENTARY							
Electricity	25,348	KWH	\$2,845.15	\$0.00	\$2,845.15	0.1122	57.03%
Natural Gas	1,714	CCF	\$1,037.66	\$0.00	\$1,037.66	0.6054	20.80%
Water	333	CCF	\$910.43	\$0.00	\$910.43	2.7340	18.25%
Sewer	105	CCF	\$195.59	\$0.00	\$195.59	1.8628	3.92%
Total Cost:			\$4,988.83	\$0.00	\$4,988.83		

For BURNET
ELEMENTARY



Electricity	57.0%
Natural Gas	20.8%
Sewer	3.9%
Water	18.2%
Total:	100.0%

Filters: Cost Center Name Not Equal To DoNotReport; Billing Period Equal To 201101

el Paso

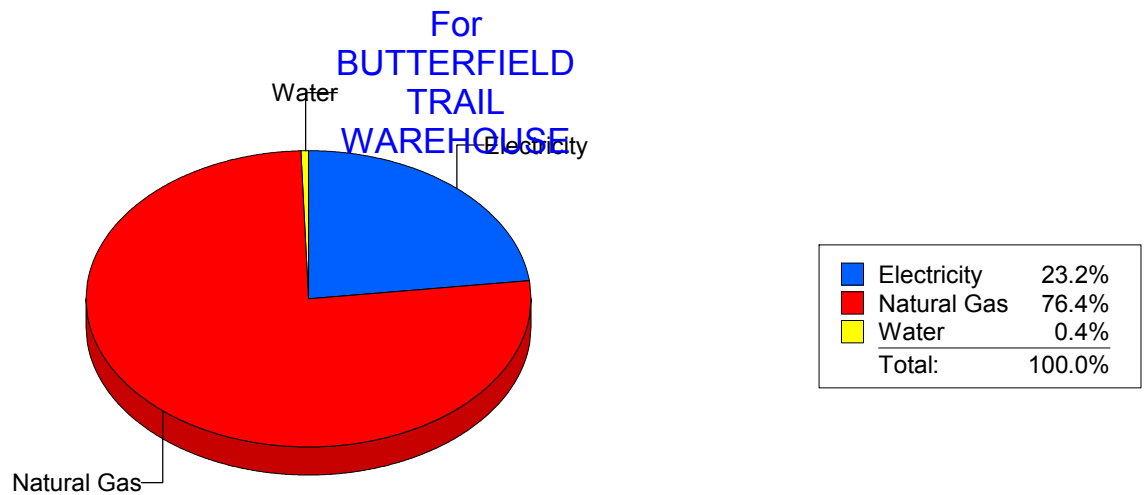
Energy CAP

Cost Avoidance Program

Cost Summary Graph

Grouped by Energy Type

Energy Type	Use	Units	Meter Cost	Special Charges	Total Cost	Avg Unit Cost	% of Total Cost
Site: BUTTERFIELDTRAILWAREHOUSE - BUTTERFIELD TRAIL WAREHOUSE							
Electricity	2,900	KWH	\$393.34	\$0.00	\$393.34	0.1356	23.19%
Natural Gas	2,203	CCF	\$1,295.47	\$0.00	\$1,295.47	0.5880	76.38%
Water	0	CCF	\$7.27	\$0.00	\$7.27	0.0000	0.43%
Total Cost:			\$1,696.08	\$0.00	\$1,696.08		



Filters: Cost Center Name Not Equal To DoNotReport; Billing Period Equal To 201101

elpaso

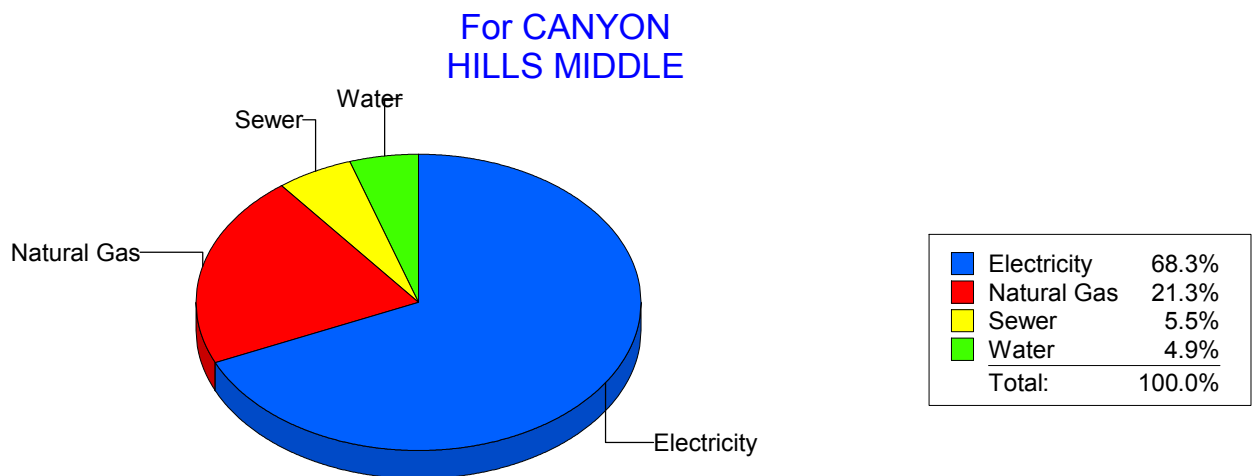
Energy CAP

Cost Avoidance Program

Cost Summary Graph

Grouped by Energy Type

Energy Type	Use	Units	Meter Cost	Special Charges	Total Cost	Avg Unit Cost	% of Total Cost
Site: CANYON HILLS MIDDLE - CANYON HILLS MIDDLE							
Electricity	59,320	KWH	\$6,479.13	\$0.00	\$6,479.13	0.1092	68.28%
Natural Gas	3,428	CCF	\$2,019.49	\$0.00	\$2,019.49	0.5891	21.28%
Water	40	CCF	\$465.56	\$0.00	\$465.56	11.6390	4.91%
Sewer	84	CCF	\$525.50	\$0.00	\$525.50	6.2560	5.54%
Total Cost:			\$9,489.68	\$0.00	\$9,489.68		



Filters: Cost Center Name Not Equal To DoNotReport; Billing Period Equal To 201101

elpaso

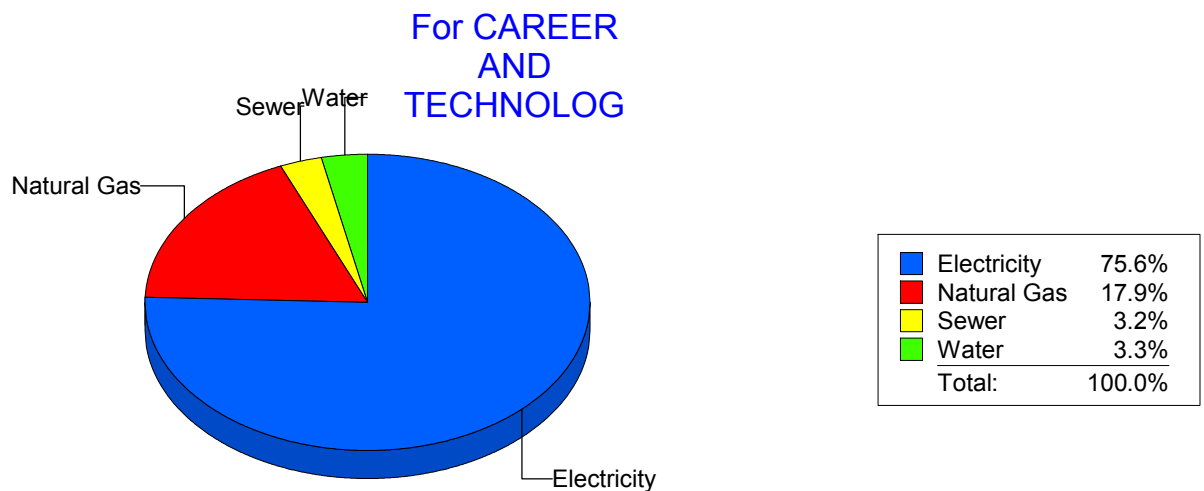
Energy CAP

Cost Avoidance Program

Cost Summary Graph

Grouped by Energy Type

Energy Type	Use	Units	Meter Cost	Special Charges	Total Cost	Avg Unit Cost	% of Total Cost
Site: CAREER AND TECHNOLOG - CAREER AND TECHNOLOG							
Electricity	78,834	KWH	\$8,947.31	\$0.00	\$8,947.31	0.1135	75.62%
Natural Gas	3,665	CCF	\$2,119.08	\$0.00	\$2,119.08	0.5782	17.91%
Water	139	CCF	\$390.88	\$0.00	\$390.88	2.8121	3.30%
Sewer	148	CCF	\$375.05	\$0.00	\$375.05	2.5341	3.17%
Total Cost:			\$11,832.32	\$0.00	\$11,832.32		



Filters: Cost Center Name Not Equal To DoNotReport; Billing Period Equal To 201101

elpaso

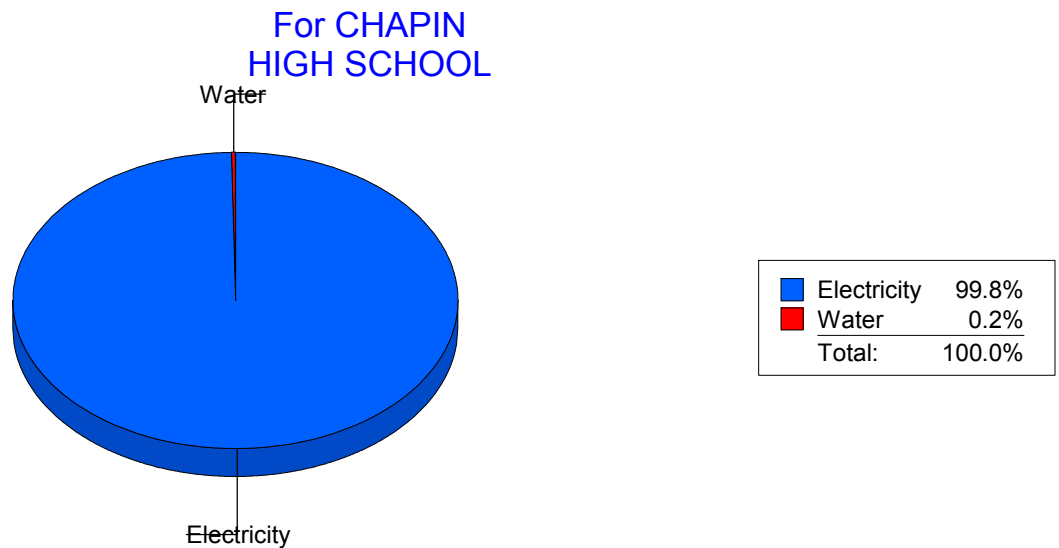
Energy CAP

Cost Avoidance Program

Cost Summary Graph

Grouped by Energy Type

Energy Type	Use	Units	Meter Cost	Special Charges	Total Cost	Avg Unit Cost	% of Total Cost
Site: CHAPIN HIGH SCHOOL - CHAPIN HIGH SCHOOL							
Electricity	201,769	KWH	\$21,847.05	\$0.00	\$21,847.05	0.1083	99.75%
Water	7	CCF	\$53.81	\$0.00	\$53.81	7.6871	0.25%
Total Cost:			\$21,900.86	\$0.00	\$21,900.86		



Filters: Cost Center Name Not Equal To DoNotReport; Billing Period Equal To 201101

elpaso

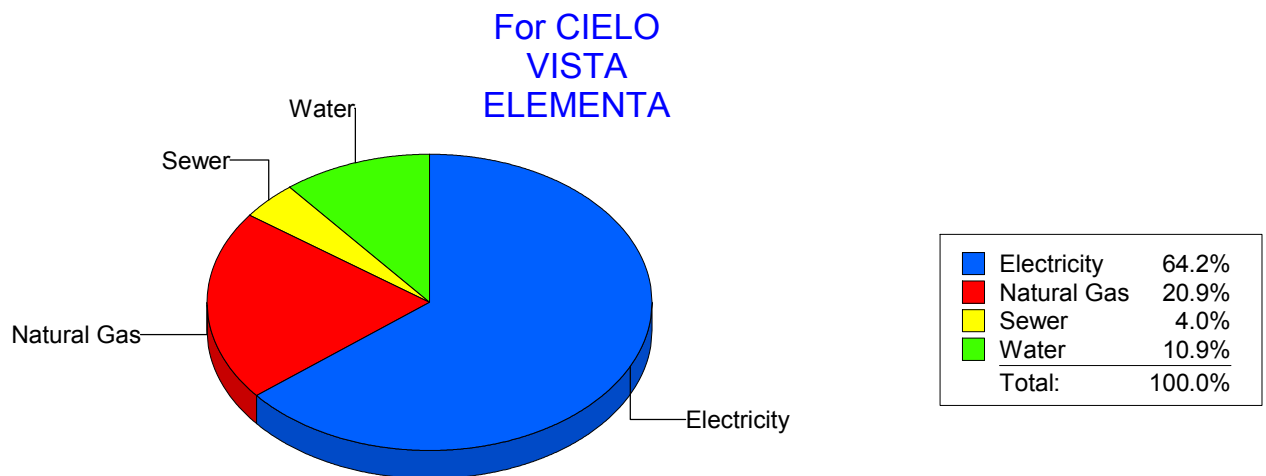
Energy CAP

Cost Avoidance Program

Cost Summary Graph

Grouped by Energy Type

Energy Type	Use	Units	Meter Cost	Special Charges	Total Cost	Avg Unit Cost	% of Total Cost
Site: CIELO VISTA ELEMENTA - CIELO VISTA ELEMENTA							
Electricity	36,660	KWH	\$3,981.85	\$0.00	\$3,981.85	0.1086	64.25%
Natural Gas	2,146	CCF	\$1,294.72	\$0.00	\$1,294.72	0.6033	20.89%
Water	253	CCF	\$673.13	\$0.00	\$673.13	2.6606	10.86%
Sewer	87	CCF	\$248.10	\$0.00	\$248.10	2.8517	4.00%
Total Cost:			\$6,197.80	\$0.00	\$6,197.80		



Filters: Cost Center Name Not Equal To DoNotReport; Billing Period Equal To 201101

elpaso

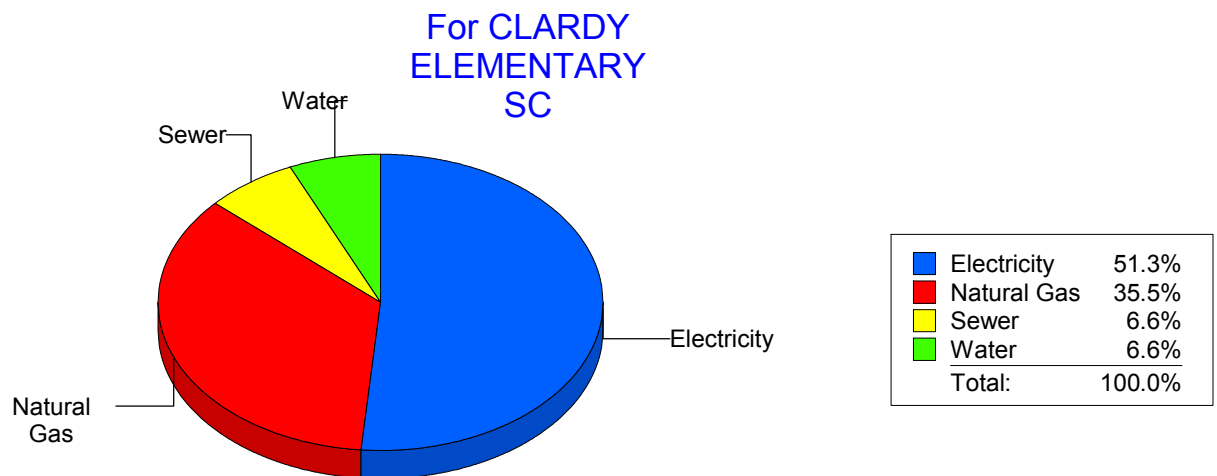
Energy CAP

Cost Avoidance Program

Cost Summary Graph

Grouped by Energy Type

Energy Type	Use	Units	Meter Cost	Special Charges	Total Cost	Avg Unit Cost	% of Total Cost
Site: CLARDY ELEMENTARY SC - CLARDY ELEMENTARY SC							
Electricity	29,975	KWH	\$3,509.69	\$0.00	\$3,509.69	0.1171	51.27%
Natural Gas	4,142	CCF	\$2,431.17	\$0.00	\$2,431.17	0.5870	35.52%
Water	182	CCF	\$451.72	\$0.00	\$451.72	2.4820	6.60%
Sewer	199	CCF	\$452.58	\$0.00	\$452.58	2.2743	6.61%
Total Cost:			\$6,845.16	\$0.00	\$6,845.16		



Filters: Cost Center Name Not Equal To DoNotReport; Billing Period Equal To 201101

elpaso

Energy CAP

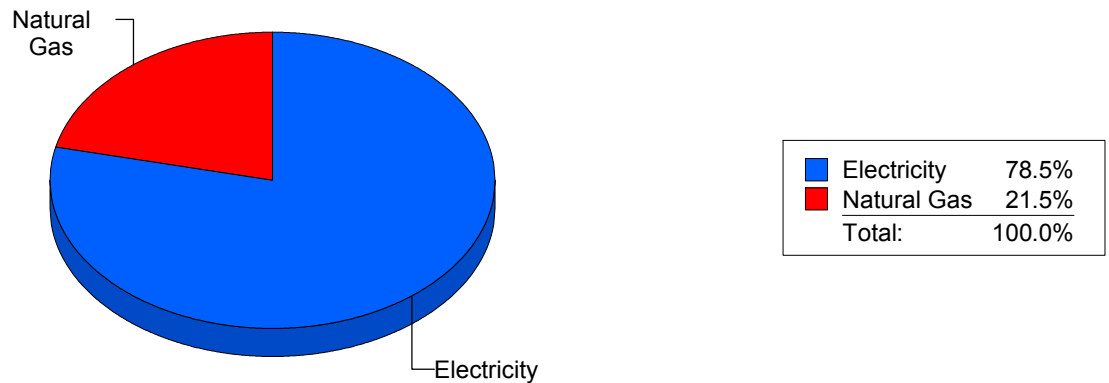
Cost Avoidance Program

Cost Summary Graph

Grouped by Energy Type

Energy Type	Use	Units	Meter Cost	Special Charges	Total Cost	Avg Unit Cost	% of Total Cost
Site: CLENDININ - CLENDININ							
Electricity	32,250	KWH	\$3,755.05	\$0.00	\$3,755.05	0.1164	78.50%
Natural Gas	1,744	CCF	\$1,028.45	\$0.00	\$1,028.45	0.5897	21.50%
Total Cost:			\$4,783.50	\$0.00	\$4,783.50		

For CLENDININ



Filters: Cost Center Name Not Equal To DoNotReport; Billing Period Equal To 201101

elpaso

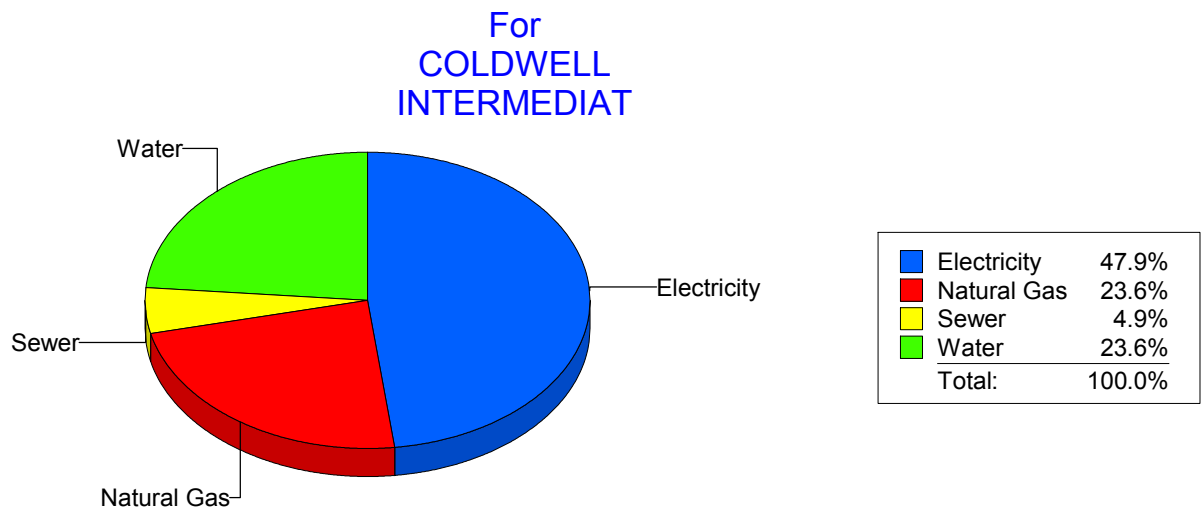
Energy CAP

Cost Avoidance Program

Cost Summary Graph

Grouped by Energy Type

Energy Type	Use	Units	Meter Cost	Special Charges	Total Cost	Avg Unit Cost	% of Total Cost
Site: COLDWELL INTERMEDIAT - COLDWELL INTERMEDIAT							
Electricity	27,781	KWH	\$2,821.18	\$0.00	\$2,821.18	0.1016	47.92%
Natural Gas	2,325	CCF	\$1,387.38	\$0.00	\$1,387.38	0.5967	23.56%
Water	280	CCF	\$1,392.02	\$0.00	\$1,392.02	4.9715	23.64%
Sewer	89	CCF	\$286.99	\$0.00	\$286.99	3.2246	4.87%
Total Cost:			\$5,887.57	\$0.00	\$5,887.57		



Filters: Cost Center Name Not Equal To DoNotReport; Billing Period Equal To 201101

elpaso

Energy CAP

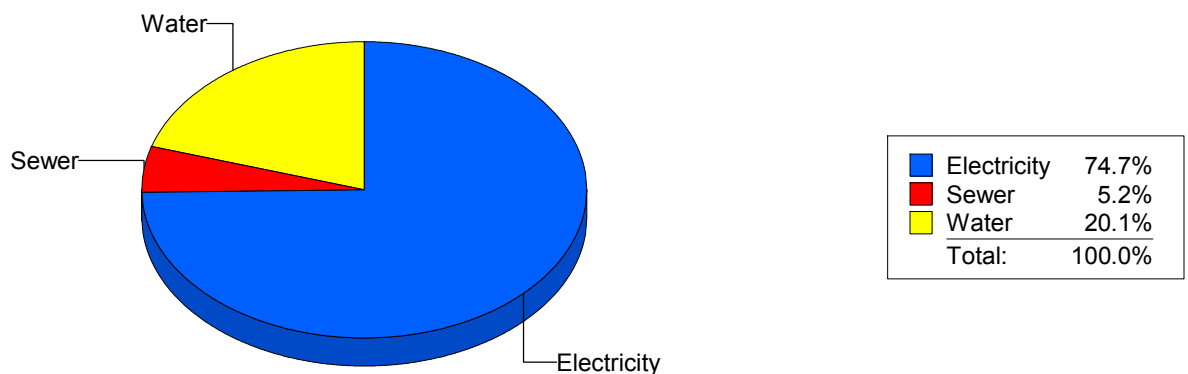
Cost Avoidance Program

Cost Summary Graph

Grouped by Energy Type

Energy Type	Use	Units	Meter Cost	Special Charges	Total Cost	Avg Unit Cost	% of Total Cost
Site: COLLINS ELEMENTARY - COLLINS ELEMENTARY							
Electricity	53,700	KWH	\$5,354.46	\$0.00	\$5,354.46	0.0997	74.68%
Water	358	CCF	\$1,444.02	\$0.00	\$1,444.02	4.0336	20.14%
Sewer	184	CCF	\$371.29	\$0.00	\$371.29	2.0179	5.18%
Total Cost:			\$7,169.77	\$0.00	\$7,169.77		

For COLLINS
ELEMENTARY



Filters: Cost Center Name Not Equal To DoNotReport; Billing Period Equal To 201101

elpaso

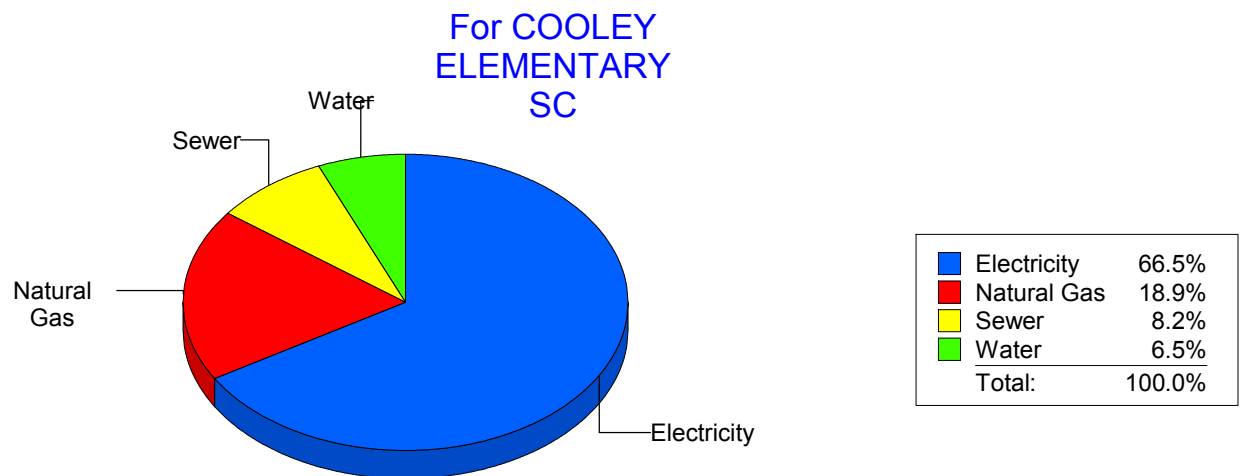
Energy CAP

Cost Avoidance Program

Cost Summary Graph

Grouped by Energy Type

Energy Type	Use	Units	Meter Cost	Special Charges	Total Cost	Avg Unit Cost	% of Total Cost
Site: COOLEY ELEMENTARY SC - COOLEY ELEMENTARY SC							
Electricity	45,000	KWH	\$5,087.08	\$0.00	\$5,087.08	0.1130	66.47%
Natural Gas	2,461	CCF	\$1,443.44	\$0.00	\$1,443.44	0.5865	18.86%
Water	139	CCF	\$494.31	\$0.00	\$494.31	3.5562	6.46%
Sewer	249	CCF	\$627.80	\$0.00	\$627.80	2.5213	8.20%
Total Cost:			\$7,652.63	\$0.00	\$7,652.63		



Filters: Cost Center Name Not Equal To DoNotReport; Billing Period Equal To 201101

elpaso

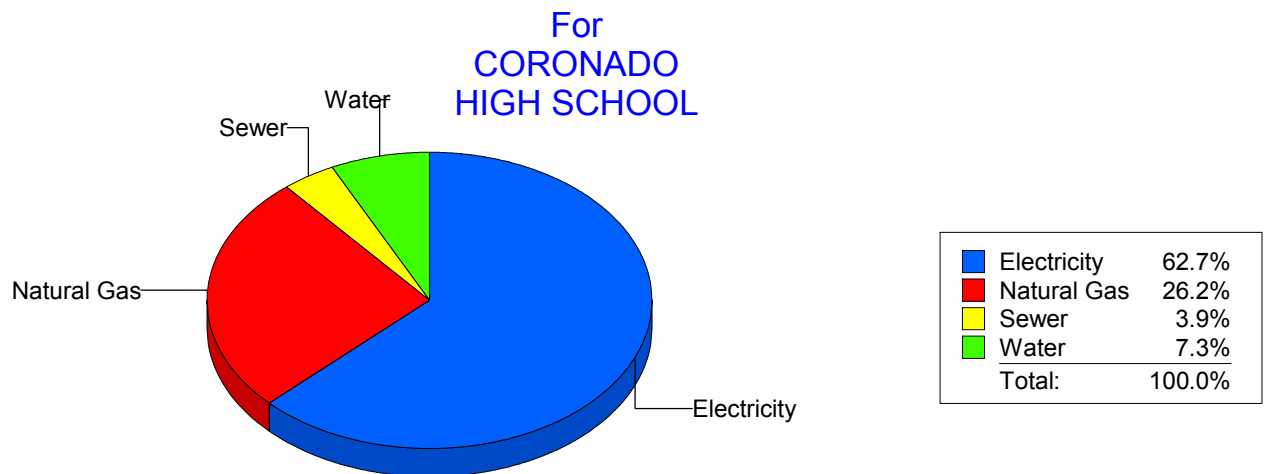
Energy CAP

Cost Avoidance Program

Cost Summary Graph

Grouped by Energy Type

Energy Type	Use	Units	Meter Cost	Special Charges	Total Cost	Avg Unit Cost	% of Total Cost
Site: CORONADO HIGH SCHOOL - CORONADO HIGH SCHOOL							
Electricity	205,909	KWH	\$20,270.83	\$0.00	\$20,270.83	0.0984	62.68%
Natural Gas	14,888	CCF	\$8,476.26	\$0.00	\$8,476.26	0.5693	26.21%
Water	1,562	CCF	\$2,344.82	\$0.00	\$2,344.82	1.5012	7.25%
Sewer	752	CCF	\$1,249.45	\$0.00	\$1,249.45	1.6615	3.86%
Total Cost:			\$32,341.36	\$0.00	\$32,341.36		



Filters: Cost Center Name Not Equal To DoNotReport; Billing Period Equal To 201101

elpaso

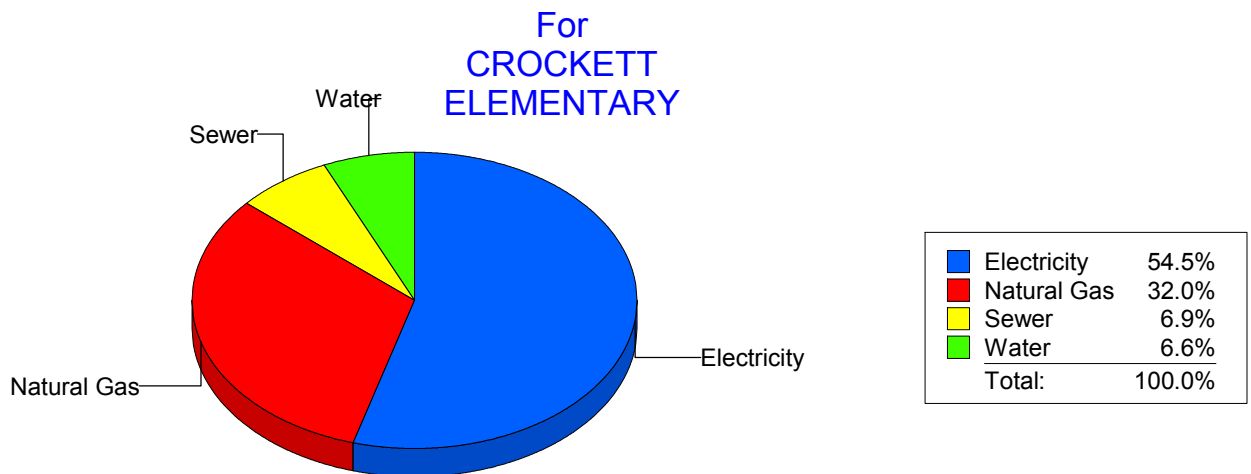
Energy CAP

Cost Avoidance Program

Cost Summary Graph

Grouped by Energy Type

Energy Type	Use	Units	Meter Cost	Special Charges	Total Cost	Avg Unit Cost	% of Total Cost
Site: CROCKETT - CROCKETT ELEMENTARY							
Electricity	31,800	KWH	\$3,281.76	\$0.00	\$3,281.76	0.1032	54.52%
Natural Gas	3,320	CCF	\$1,925.52	\$0.00	\$1,925.52	0.5800	31.99%
Water	148	CCF	\$399.72	\$0.00	\$399.72	2.7008	6.64%
Sewer	227	CCF	\$412.77	\$0.00	\$412.77	1.8184	6.86%
Total Cost:			\$6,019.77	\$0.00	\$6,019.77		



Filters: Cost Center Name Not Equal To DoNotReport; Billing Period Equal To 201101

el Paso

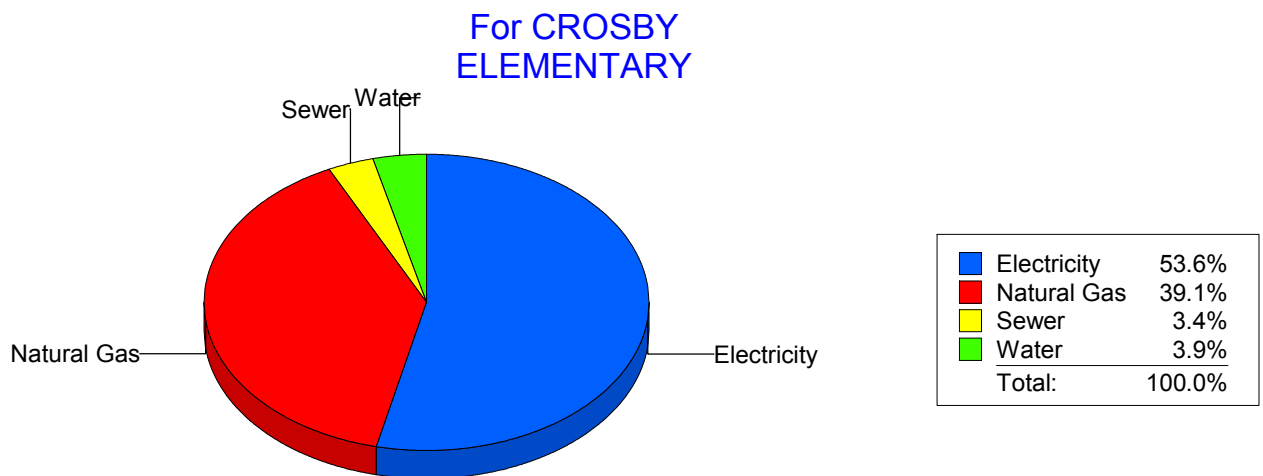
Energy CAP

Cost Avoidance Program

Cost Summary Graph

Grouped by Energy Type

Energy Type	Use	Units	Meter Cost	Special Charges	Total Cost	Avg Unit Cost	% of Total Cost
Site: CROSBY ELEMENTARY - CROSBY ELEMENTARY							
Electricity	36,198	KWH	\$3,585.16	\$0.00	\$3,585.16	0.0990	53.64%
Natural Gas	4,483	CCF	\$2,613.12	\$0.00	\$2,613.12	0.5829	39.10%
Water	93	CCF	\$260.11	\$0.00	\$260.11	2.7969	3.89%
Sewer	79	CCF	\$224.81	\$0.00	\$224.81	2.8457	3.36%
Total Cost:			\$6,683.20	\$0.00	\$6,683.20		



Filters: Cost Center Name Not Equal To DoNotReport; Billing Period Equal To 201101

el Paso

Energy CAP

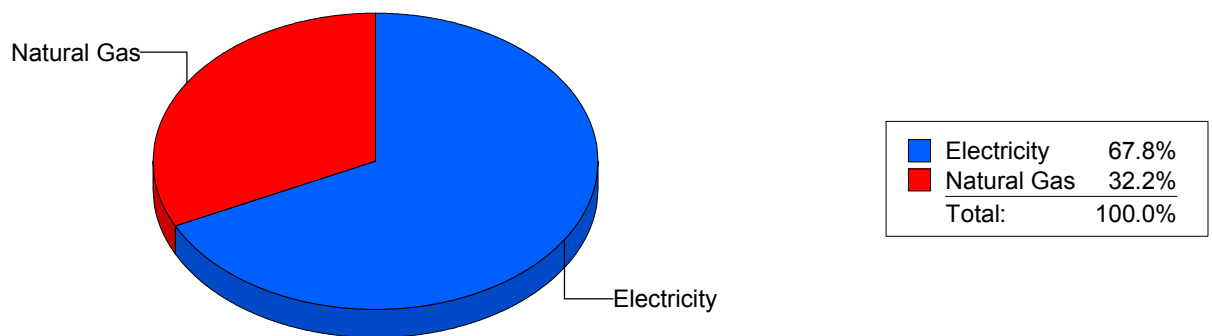
Cost Avoidance Program

Cost Summary Graph

Grouped by Energy Type

Energy Type	Use	Units	Meter Cost	Special Charges	Total Cost	Avg Unit Cost	% of Total Cost
Site: DELTA ACADEMY - DELTA ACADEMY							
Electricity	55	KWH	\$250.96	\$0.00	\$250.96	4.5629	67.80%
Natural Gas	197	CCF	\$119.18	\$0.00	\$119.18	0.6050	32.20%
Total Cost:			\$370.14	\$0.00	\$370.14		

For DELTA
ACADEMY



Filters: Cost Center Name Not Equal To DoNotReport; Billing Period Equal To 201101

elpaso

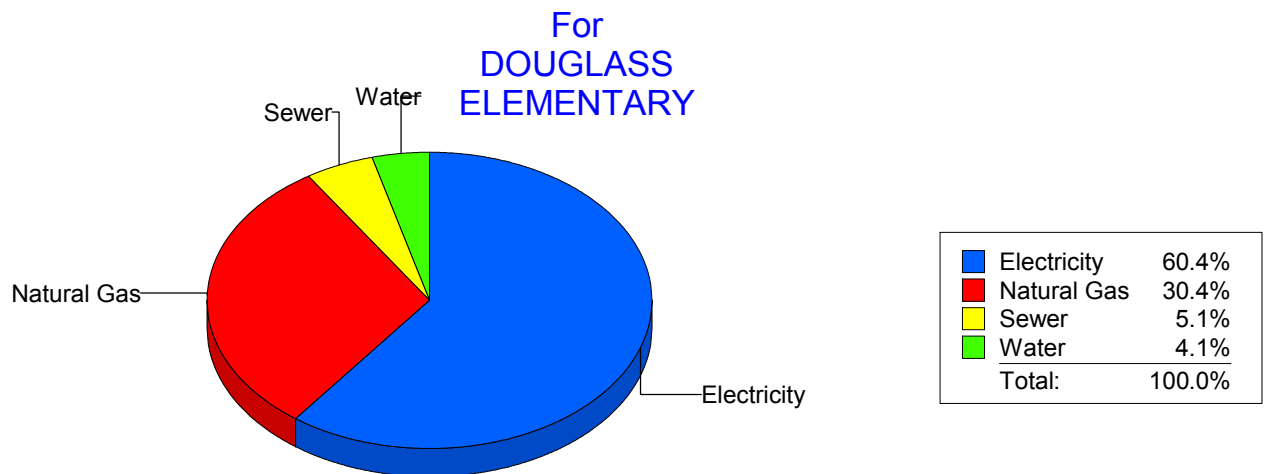
Energy CAP

Cost Avoidance Program

Cost Summary Graph

Grouped by Energy Type

Energy Type	Use	Units	Meter Cost	Special Charges	Total Cost	Avg Unit Cost	% of Total Cost
Site: DOUGLASS ELEMENTARY - DOUGLASS ELEMENTARY							
Electricity	36,839	KWH	\$3,649.45	\$0.00	\$3,649.45	0.0991	60.37%
Natural Gas	3,100	CCF	\$1,837.21	\$0.00	\$1,837.21	0.5926	30.39%
Water	69	CCF	\$249.21	\$0.00	\$249.21	3.6117	4.12%
Sewer	108	CCF	\$308.84	\$0.00	\$308.84	2.8596	5.11%
Total Cost:			\$6,044.71	\$0.00	\$6,044.71		



Filters: Cost Center Name Not Equal To DoNotReport; Billing Period Equal To 201101

elpaso

Energy CAP

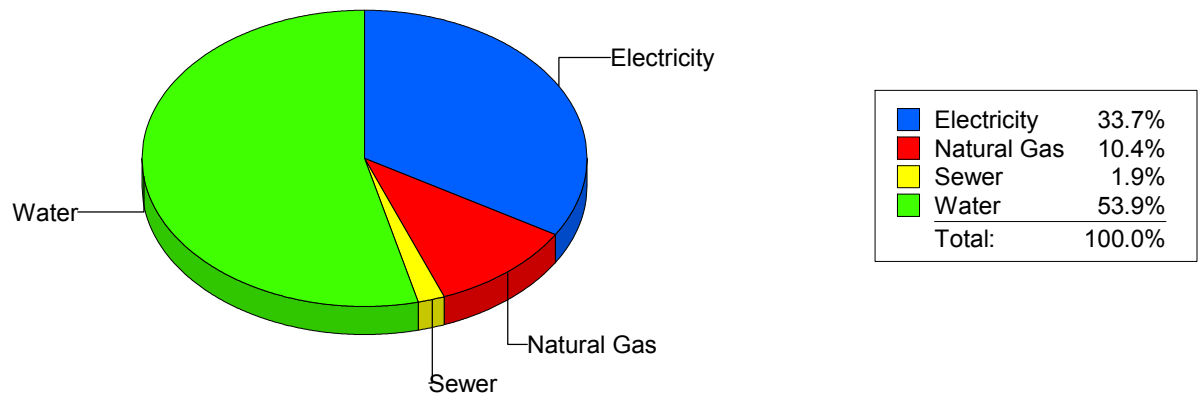
Cost Avoidance Program

Cost Summary Graph

Grouped by Energy Type

Energy Type	Use	Units	Meter Cost	Special Charges	Total Cost	Avg Unit Cost	% of Total Cost
Site: DOWELL ELEMENTARY - DOWELL ELEMENTARY							
Electricity	25,261	KWH	\$2,759.50	\$0.00	\$2,759.50	0.1092	33.69%
Natural Gas	1,440	CCF	\$855.01	\$0.00	\$855.01	0.5938	10.44%
Water	1,233	CCF	\$4,417.90	\$0.00	\$4,417.90	3.5830	53.94%
Sewer	86	CCF	\$158.70	\$0.00	\$158.70	1.8453	1.94%
Total Cost:			\$8,191.11	\$0.00	\$8,191.11		

For DOWELL
ELEMENTARY



Filters: Cost Center Name Not Equal To DoNotReport; Billing Period Equal To 201101

el Paso

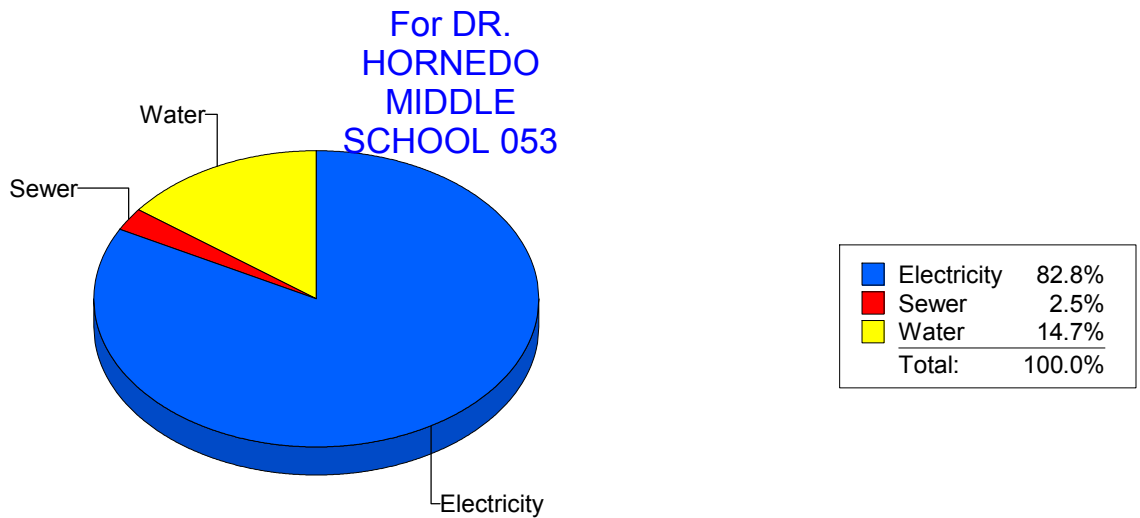
Energy CAP

Cost Avoidance Program

Cost Summary Graph

Grouped by Energy Type

Energy Type	Use	Units	Meter Cost	Special Charges	Total Cost	Avg Unit Cost	% of Total Cost
Site: DRHORNEDOMIDDLESCHOOL - DR. HORNEDO MIDDLE SCHOOL 053							
Electricity	95,800	KWH	\$9,749.14	\$0.00	\$9,749.14	0.1018	82.80%
Water	395	CCF	\$1,735.43	\$0.00	\$1,735.43	4.3935	14.74%
Sewer	182	CCF	\$289.42	\$0.00	\$289.42	1.5902	2.46%
Total Cost:			\$11,773.99	\$0.00	\$11,773.99		



Filters: Cost Center Name Not Equal To DoNotReport; Billing Period Equal To 201101

elpaso

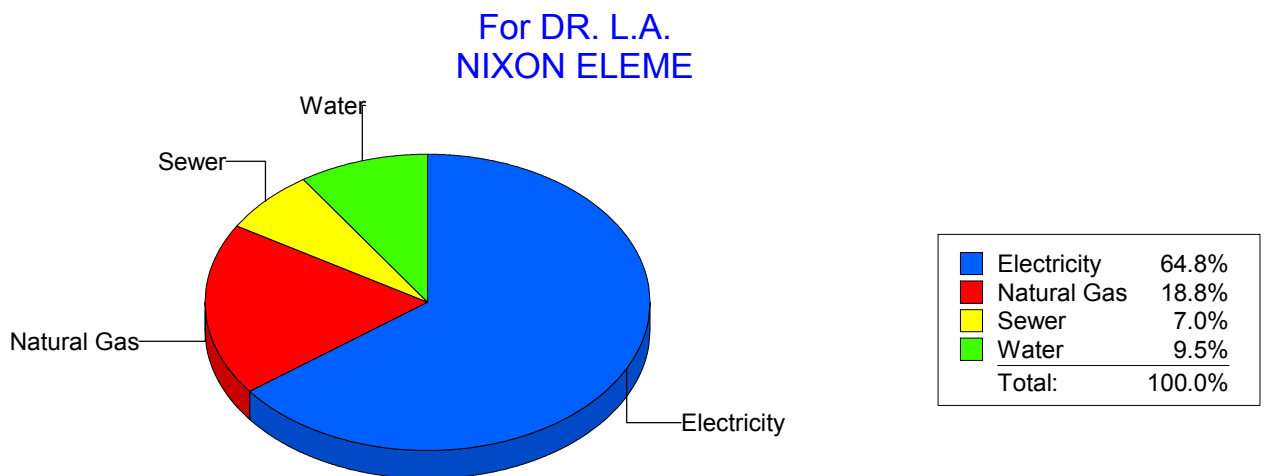
Energy CAP

Cost Avoidance Program

Cost Summary Graph

Grouped by Energy Type

Energy Type	Use	Units	Meter Cost	Special Charges	Total Cost	Avg Unit Cost	% of Total Cost
Site: DR. L.A. NIXON ELEME - DR. L.A. NIXON ELEME							
Electricity	45,500	KWH	\$4,606.48	\$0.00	\$4,606.48	0.1012	64.78%
Natural Gas	2,228	CCF	\$1,333.69	\$0.00	\$1,333.69	0.5986	18.75%
Water	308	CCF	\$676.73	\$0.00	\$676.73	2.1972	9.52%
Sewer	193	CCF	\$494.44	\$0.00	\$494.44	2.5619	6.95%
Total Cost:			\$7,111.34	\$0.00	\$7,111.34		



Filters: Cost Center Name Not Equal To DoNotReport; Billing Period Equal To 201101

elpaso

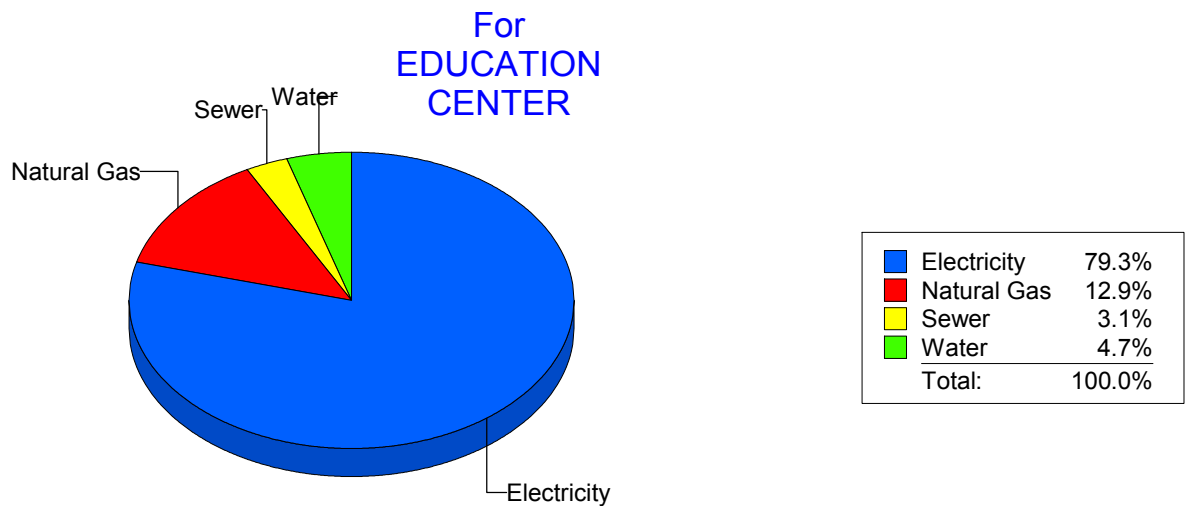
Energy CAP

Cost Avoidance Program

Cost Summary Graph

Grouped by Energy Type

Energy Type	Use	Units	Meter Cost	Special Charges	Total Cost	Avg Unit Cost	% of Total Cost
Site: EDUCATION CENTER - EDUCATION CENTER							
Electricity	254,768	KWH	\$21,813.65	\$0.00	\$21,813.65	0.0856	79.28%
Natural Gas	6,206	CCF	\$3,558.66	\$0.00	\$3,558.66	0.5734	12.93%
Water	518	CCF	\$1,293.51	\$0.00	\$1,293.51	2.4971	4.70%
Sewer	373	CCF	\$847.52	\$0.00	\$847.52	2.2722	3.08%
Total Cost:			\$27,513.34	\$0.00	\$27,513.34		



Filters: Cost Center Name Not Equal To DoNotReport; Billing Period Equal To 201101

elpaso

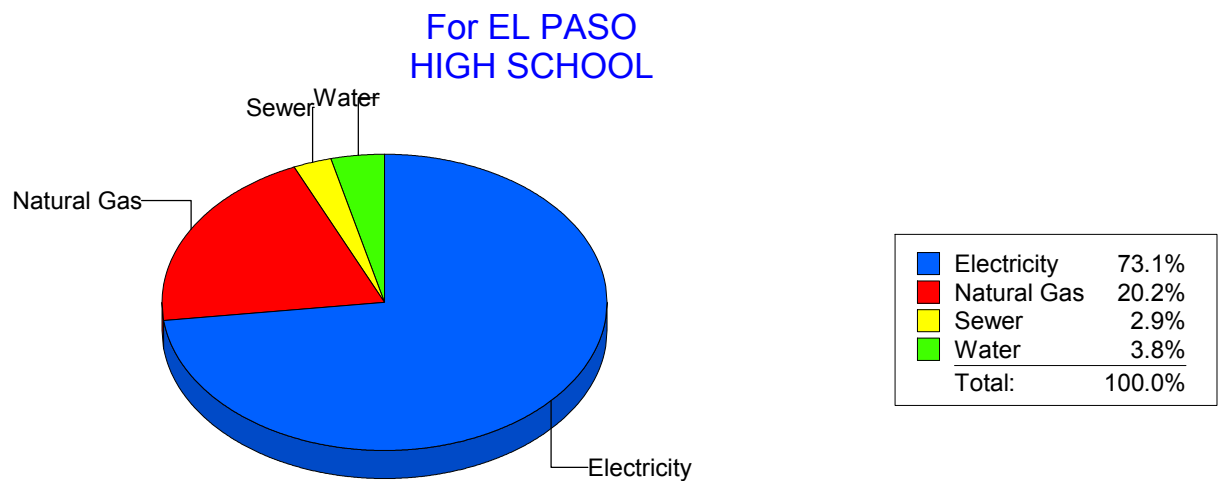
Energy CAP

Cost Avoidance Program

Cost Summary Graph

Grouped by Energy Type

Energy Type	Use	Units	Meter Cost	Special Charges	Total Cost	Avg Unit Cost	% of Total Cost
Site: EL PASO HIGH SCHOOL - EL PASO HIGH SCHOOL							
Electricity	153,215	KWH	\$17,145.60	\$0.00	\$17,145.60	0.1119	73.13%
Natural Gas	7,989	CCF	\$4,730.92	\$0.00	\$4,730.92	0.5922	20.18%
Water	280	CCF	\$890.69	\$0.00	\$890.69	3.1810	3.80%
Sewer	258	CCF	\$677.22	\$0.00	\$677.22	2.6249	2.89%
Total Cost:			\$23,444.43	\$0.00	\$23,444.43		



Filters: Cost Center Name Not Equal To DoNotReport; Billing Period Equal To 201101

elpaso

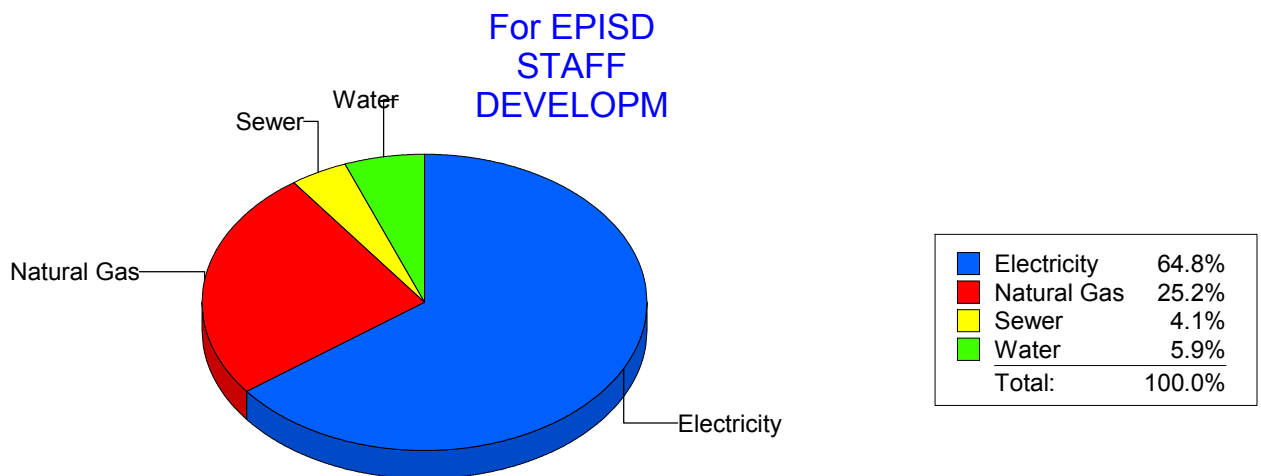
Energy CAP

Cost Avoidance Program

Cost Summary Graph

Grouped by Energy Type

Energy Type	Use	Units	Meter Cost	Special Charges	Total Cost	Avg Unit Cost	% of Total Cost
Site: EPISD STAFF DEVELOPM - EPISD STAFF DEVELOPM							
Electricity	12,120	KWH	\$1,118.47	\$0.00	\$1,118.47	0.0923	64.80%
Natural Gas	702	CCF	\$434.59	\$0.00	\$434.59	0.6191	25.18%
Water	26	CCF	\$101.84	\$0.00	\$101.84	3.9169	5.90%
Sewer	17	CCF	\$71.07	\$0.00	\$71.07	4.1806	4.12%
Total Cost:			\$1,725.97	\$0.00	\$1,725.97		



Filters: Cost Center Name Not Equal To DoNotReport; Billing Period Equal To 201101

elpaso

Energy CAP

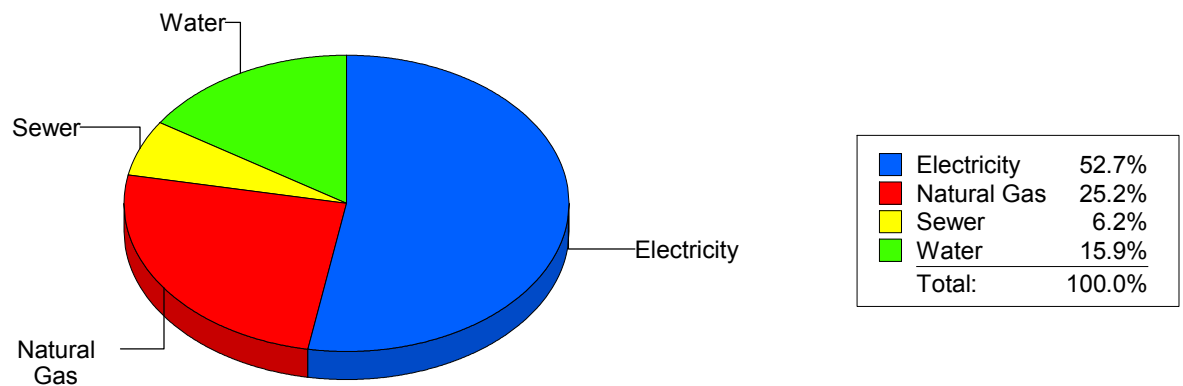
Cost Avoidance Program

Cost Summary Graph

Grouped by Energy Type

Energy Type	Use	Units	Meter Cost	Special Charges	Total Cost	Avg Unit Cost	% of Total Cost
Site: FANNIN ELEMENTARY - FANNIN ELEMENTARY							
Electricity	27,860	KWH	\$3,550.15	\$0.00	\$3,550.15	0.1274	52.73%
Natural Gas	2,818	CCF	\$1,698.10	\$0.00	\$1,698.10	0.6026	25.22%
Water	370	CCF	\$1,068.57	\$0.00	\$1,068.57	2.8880	15.87%
Sewer	170	CCF	\$415.75	\$0.00	\$415.75	2.4456	6.18%
Total Cost:			\$6,732.57	\$0.00	\$6,732.57		

For FANNIN
ELEMENTARY



Filters: Cost Center Name Not Equal To DoNotReport; Billing Period Equal To 201101

elpaso

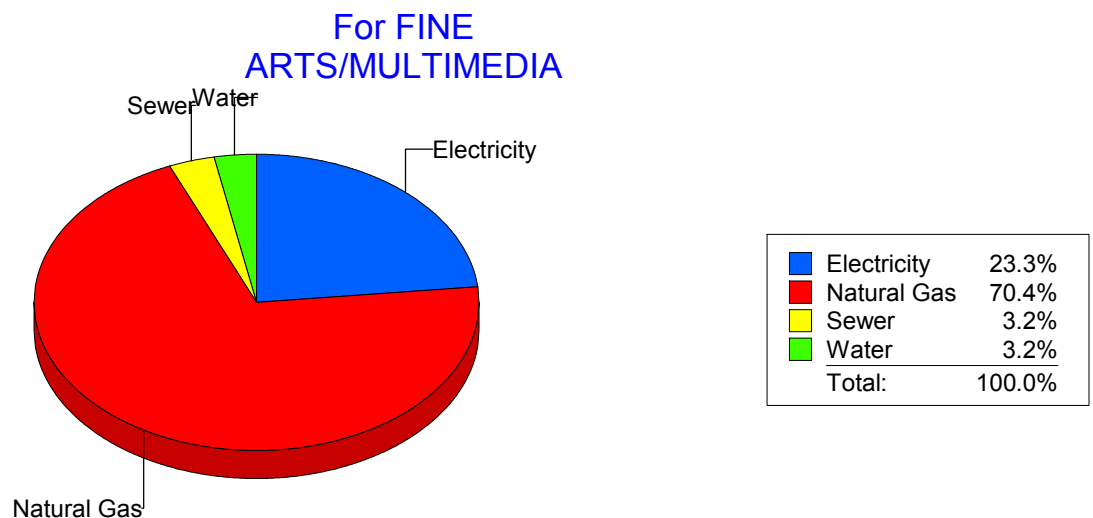
Energy CAP

Cost Avoidance Program

Cost Summary Graph

Grouped by Energy Type

Energy Type	Use	Units	Meter Cost	Special Charges	Total Cost	Avg Unit Cost	% of Total Cost
Site: FINE ARTS/MULTIMEDIA - FINE ARTS/MULTIMEDIA							
Electricity	7,745	KWH	\$841.51	\$0.00	\$841.51	0.1087	23.28%
Natural Gas	4,404	CCF	\$2,543.51	\$0.00	\$2,543.51	0.5775	70.38%
Water	36	CCF	\$114.83	\$0.00	\$114.83	3.1897	3.18%
Sewer	41	CCF	\$114.31	\$0.00	\$114.31	2.7880	3.16%
Total Cost:			\$3,614.16	\$0.00	\$3,614.16		



Filters: Cost Center Name Not Equal To DoNotReport; Billing Period Equal To 201101

elpaso

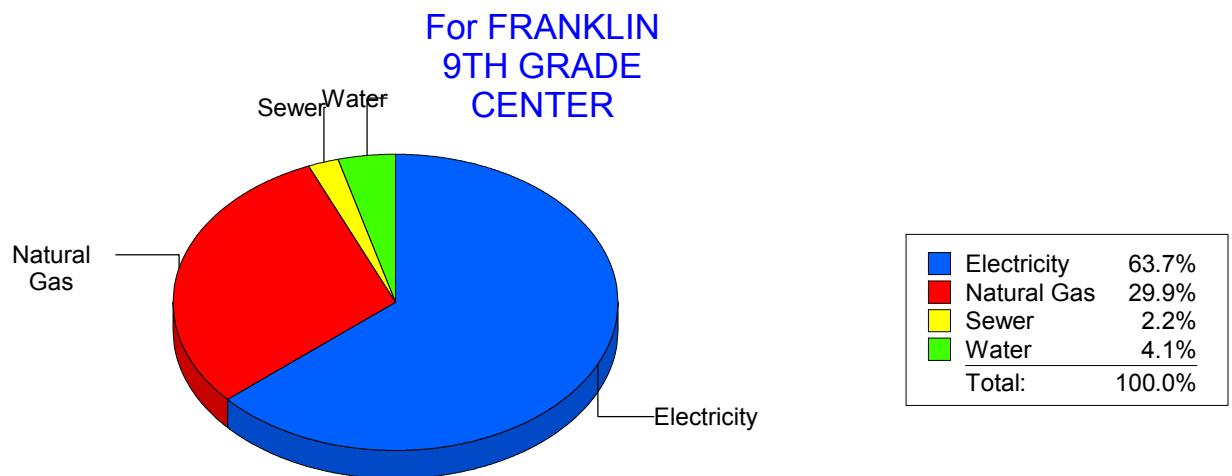
Energy CAP

Cost Avoidance Program

Cost Summary Graph

Grouped by Energy Type

Energy Type	Use	Units	Meter Cost	Special Charges	Total Cost	Avg Unit Cost	% of Total Cost
Site: FRANKLIN9THGRADECENTER - FRANKLIN 9TH GRADE CENTER							
Electricity	125,000	KWH	\$12,770.14	\$0.00	\$12,770.14	0.1022	63.75%
Natural Gas	10,566	CCF	\$5,990.93	\$0.00	\$5,990.93	0.5670	29.91%
Water	598	CCF	\$820.82	\$0.00	\$820.82	1.3726	4.10%
Sewer	188	CCF	\$450.71	\$0.00	\$450.71	2.3974	2.25%
Total Cost:			\$20,032.60	\$0.00	\$20,032.60		



Filters: Cost Center Name Not Equal To DoNotReport; Billing Period Equal To 201101

elpaso

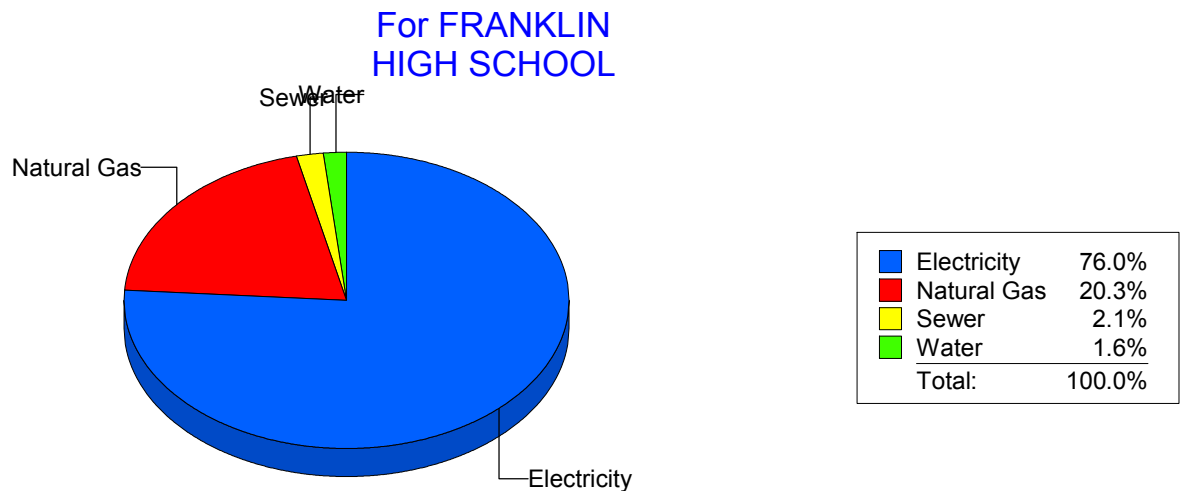
Energy CAP

Cost Avoidance Program

Cost Summary Graph

Grouped by Energy Type

Energy Type	Use	Units	Meter Cost	Special Charges	Total Cost	Avg Unit Cost	% of Total Cost
Site: FRANKLIN HIGH SCHOOL - FRANKLIN HIGH SCHOOL							
Electricity	272,357	KWH	\$25,575.82	\$0.00	\$25,575.82	0.0939	76.03%
Natural Gas	11,983	CCF	\$6,813.48	\$0.00	\$6,813.48	0.5686	20.26%
Water	205	CCF	\$527.09	\$0.00	\$527.09	2.5712	1.57%
Sewer	401	CCF	\$721.22	\$0.00	\$721.22	1.7986	2.14%
Total Cost:			\$33,637.61	\$0.00	\$33,637.61		



Filters: Cost Center Name Not Equal To DoNotReport; Billing Period Equal To 201101

elpaso

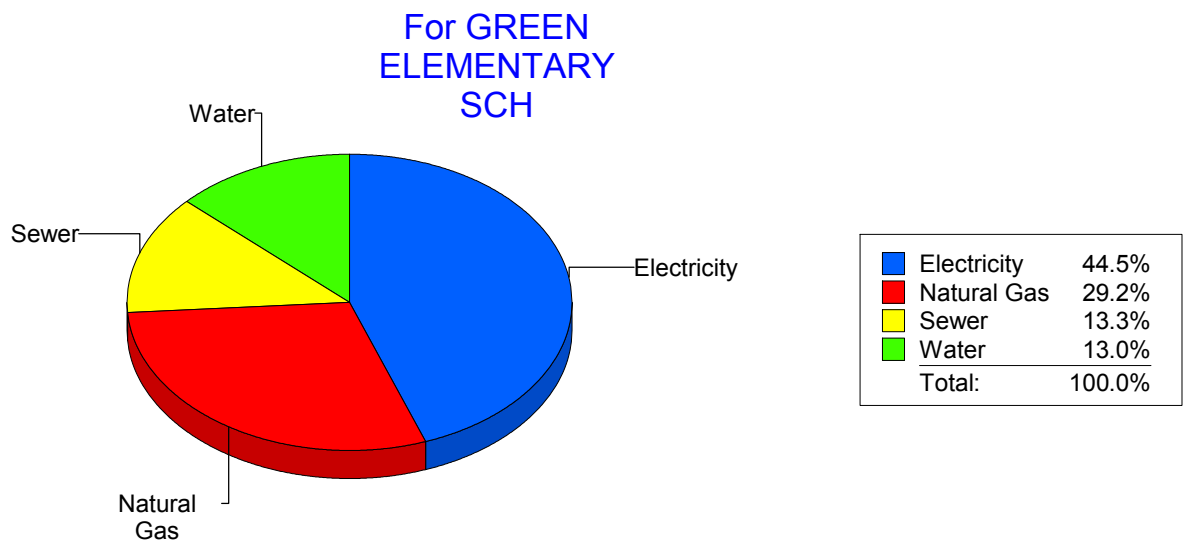
Energy CAP

Cost Avoidance Program

Cost Summary Graph

Grouped by Energy Type

Energy Type	Use	Units	Meter Cost	Special Charges	Total Cost	Avg Unit Cost	% of Total Cost
Site: GREEN ELEMENTARY SCH - GREEN ELEMENTARY SCH							
Electricity	31,200	KWH	\$2,979.56	\$0.00	\$2,979.56	0.0955	44.53%
Natural Gas	4,315	CCF	\$1,957.08	\$0.00	\$1,957.08	0.4536	29.25%
Water	396	CCF	\$866.67	\$0.00	\$866.67	2.1886	12.95%
Sewer	483	CCF	\$887.60	\$0.00	\$887.60	1.8377	13.27%
Total Cost:			\$6,690.91	\$0.00	\$6,690.91		



Filters: Cost Center Name Not Equal To DoNotReport; Billing Period Equal To 201101

elpaso

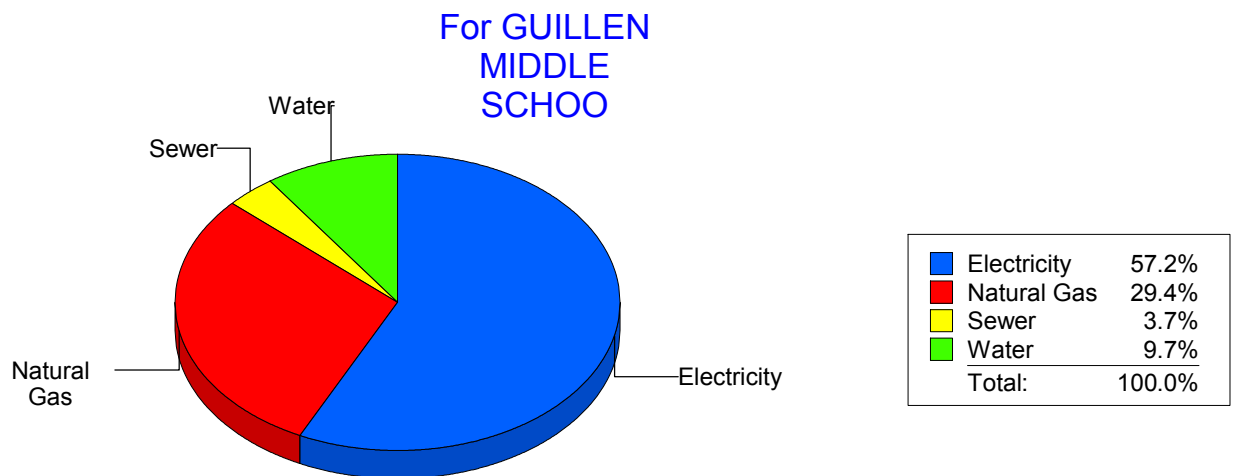
Energy CAP

Cost Avoidance Program

Cost Summary Graph

Grouped by Energy Type

Energy Type	Use	Units	Meter Cost	Special Charges	Total Cost	Avg Unit Cost	% of Total Cost
Site: GUILLEN MIDDLE SCHOO - GUILLEN MIDDLE SCHOO							
Electricity	79,471	KWH	\$7,551.32	\$0.00	\$7,551.32	0.0950	57.23%
Natural Gas	6,657	CCF	\$3,875.28	\$0.00	\$3,875.28	0.5821	29.37%
Water	454	CCF	\$1,276.11	\$0.00	\$1,276.11	2.8108	9.67%
Sewer	230	CCF	\$491.95	\$0.00	\$491.95	2.1389	3.73%
Total Cost:			\$13,194.66	\$0.00	\$13,194.66		



Filters: Cost Center Name Not Equal To DoNotReport; Billing Period Equal To 201101

elpaso

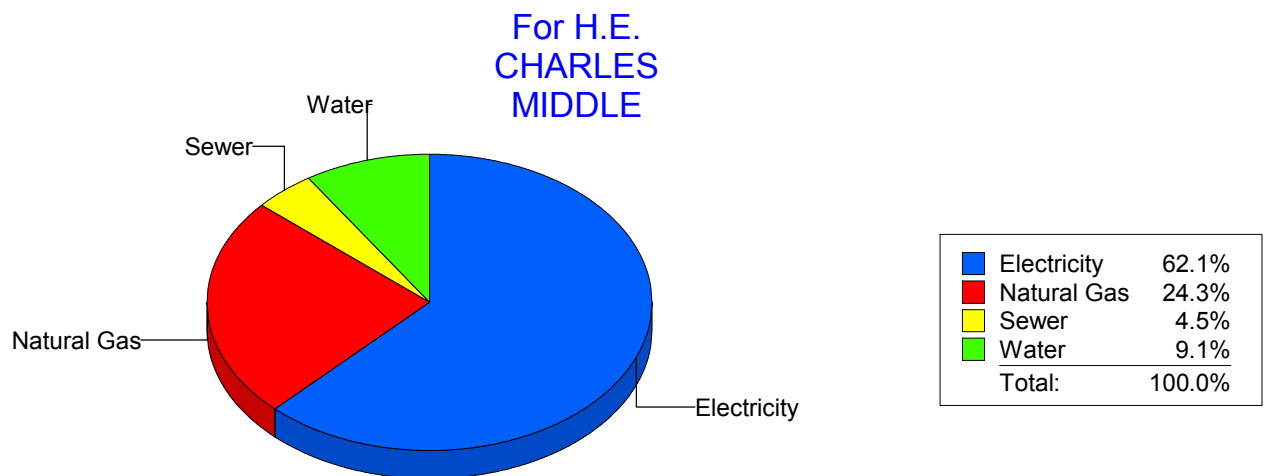
Energy CAP

Cost Avoidance Program

Cost Summary Graph

Grouped by Energy Type

Energy Type	Use	Units	Meter Cost	Special Charges	Total Cost	Avg Unit Cost	% of Total Cost
Site: H.E. CHARLES MIDDLE - H.E. CHARLES MIDDLE							
Electricity	55,050	KWH	\$5,817.40	\$0.00	\$5,817.40	0.1057	62.10%
Natural Gas	3,948	CCF	\$2,277.85	\$0.00	\$2,277.85	0.5770	24.32%
Water	352	CCF	\$848.18	\$0.00	\$848.18	2.4096	9.05%
Sewer	167	CCF	\$424.04	\$0.00	\$424.04	2.5392	4.53%
Total Cost:			\$9,367.47	\$0.00	\$9,367.47		



Filters: Cost Center Name Not Equal To DoNotReport; Billing Period Equal To 201101

elpaso

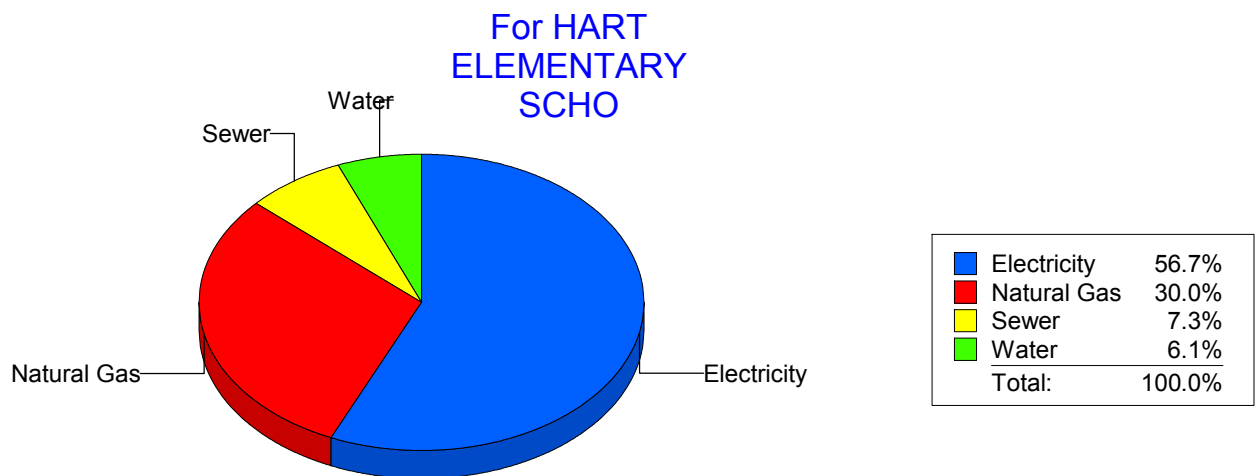
Energy CAP

Cost Avoidance Program

Cost Summary Graph

Grouped by Energy Type

Energy Type	Use	Units	Meter Cost	Special Charges	Total Cost	Avg Unit Cost	% of Total Cost
Site: HART ELEMENTARY SCHO - HART ELEMENTARY SCHO							
Electricity	19,761	KWH	\$2,311.72	\$0.00	\$2,311.72	0.1170	56.68%
Natural Gas	2,075	CCF	\$1,222.05	\$0.00	\$1,222.05	0.5889	29.96%
Water	77	CCF	\$247.54	\$0.00	\$247.54	3.2148	6.07%
Sewer	118	CCF	\$297.58	\$0.00	\$297.58	2.5219	7.30%
Total Cost:			\$4,078.89	\$0.00	\$4,078.89		



Filters: Cost Center Name Not Equal To DoNotReport; Billing Period Equal To 201101

elpaso

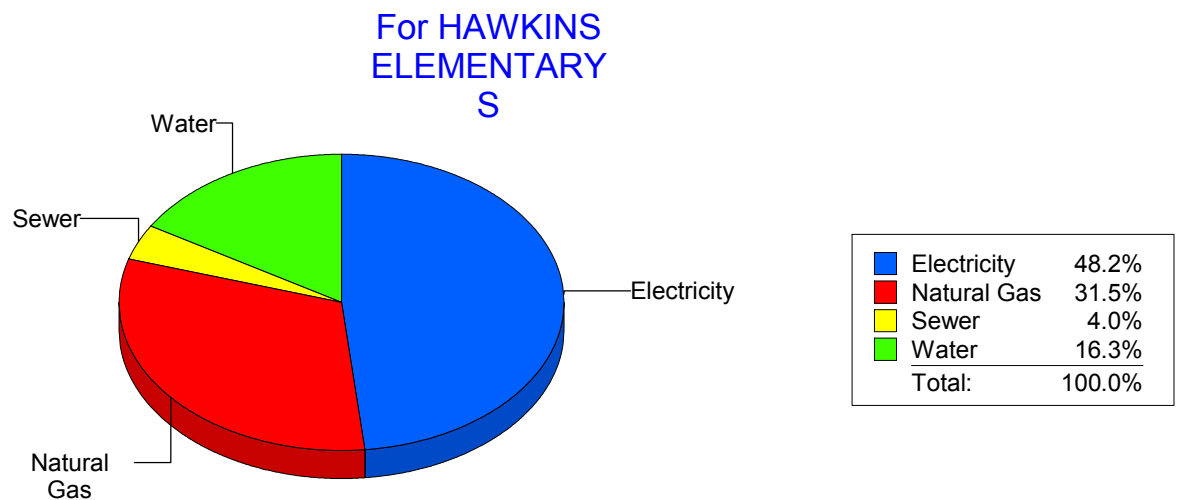
Energy CAP

Cost Avoidance Program

Cost Summary Graph

Grouped by Energy Type

Energy Type	Use	Units	Meter Cost	Special Charges	Total Cost	Avg Unit Cost	% of Total Cost
Site: HAWKINS ELEMENTARY S - HAWKINS ELEMENTARY S							
Electricity	24,445	KWH	\$2,184.33	\$0.00	\$2,184.33	0.0894	48.20%
Natural Gas	2,432	CCF	\$1,426.81	\$0.00	\$1,426.81	0.5867	31.48%
Water	143	CCF	\$740.66	\$0.00	\$740.66	5.1794	16.34%
Sewer	44	CCF	\$180.36	\$0.00	\$180.36	4.0991	3.98%
Total Cost:			\$4,532.16	\$0.00	\$4,532.16		



Filters: Cost Center Name Not Equal To DoNotReport; Billing Period Equal To 201101

elpaso

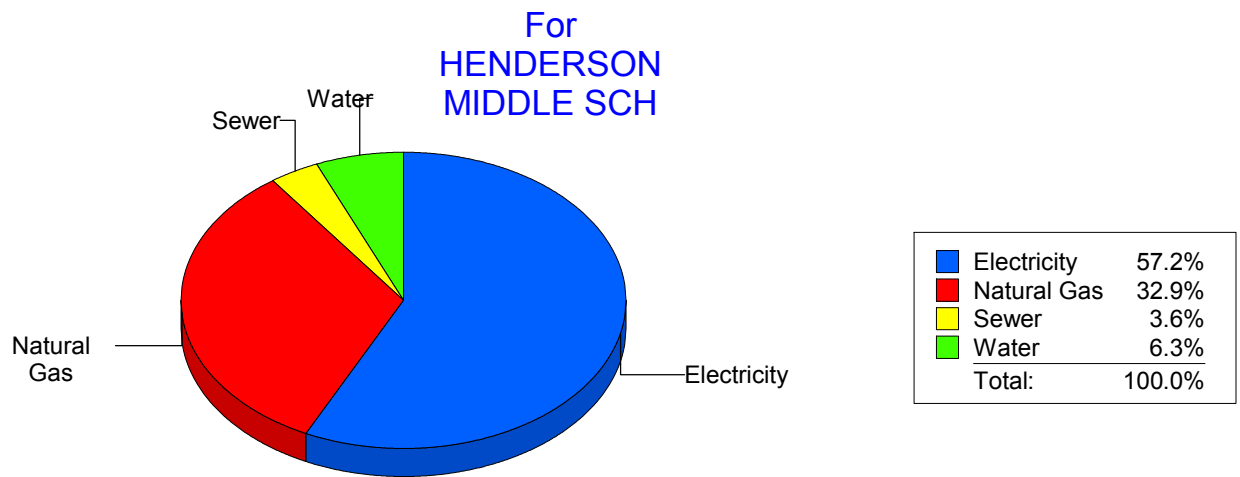
Energy CAP

Cost Avoidance Program

Cost Summary Graph

Grouped by Energy Type

Energy Type	Use	Units	Meter Cost	Special Charges	Total Cost	Avg Unit Cost	% of Total Cost
Site: HENDERSON MIDDLE SCH - HENDERSON MIDDLE SCH							
Electricity	49,207	KWH	\$4,968.83	\$0.00	\$4,968.83	0.1010	57.22%
Natural Gas	4,960	CCF	\$2,856.74	\$0.00	\$2,856.74	0.5760	32.90%
Water	236	CCF	\$550.02	\$0.00	\$550.02	2.3306	6.33%
Sewer	194	CCF	\$308.62	\$0.00	\$308.62	1.5908	3.55%
Total Cost:			\$8,684.21	\$0.00	\$8,684.21		



Filters: Cost Center Name Not Equal To DoNotReport; Billing Period Equal To 201101

elpaso


Energy CAP

Cost Avoidance Program

Cost Summary Graph

Grouped by Energy Type

Energy Type	Use	Units	Meter Cost	Special Charges	Total Cost	Avg Unit Cost	% of Total Cost
Site: HERCULES COTTAGES - HERCULES COTTAGES							
Electricity	5,928	KWH	\$796.69	\$0.00	\$796.69	0.1344	64.87%
Natural Gas	330	CCF	\$324.49	\$0.00	\$324.49	0.9833	26.42%
Water	15	CCF	\$53.85	\$0.00	\$53.85	3.5900	4.38%
Sewer	18	CCF	\$53.19	\$0.00	\$53.19	2.9550	4.33%
Total Cost:			\$1,228.22	\$0.00	\$1,228.22		



Filters: Cost Center Name Not Equal To DoNotReport; Billing Period Equal To 201101

elpaso

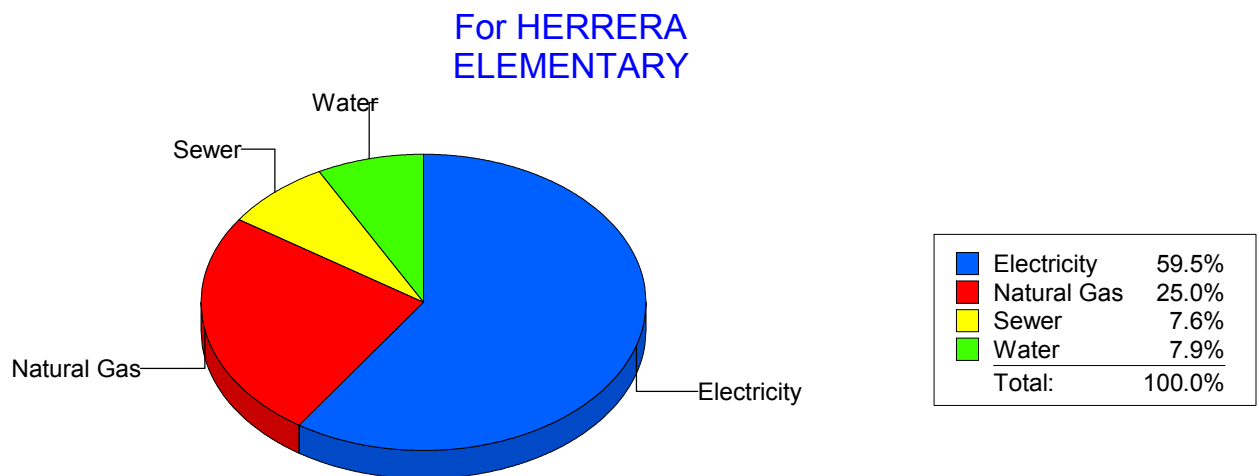
Energy CAP

Cost Avoidance Program

Cost Summary Graph

Grouped by Energy Type

Energy Type	Use	Units	Meter Cost	Special Charges	Total Cost	Avg Unit Cost	% of Total Cost
Site: HERRERA - HERRERA ELEMENTARY							
Electricity	40,800	KWH	\$4,354.12	\$0.00	\$4,354.12	0.1067	59.54%
Natural Gas	3,134	CCF	\$1,828.07	\$0.00	\$1,828.07	0.5833	25.00%
Water	108	CCF	\$575.82	\$0.00	\$575.82	5.3317	7.87%
Sewer	270	CCF	\$554.85	\$0.00	\$554.85	2.0550	7.59%
Total Cost:			\$7,312.86	\$0.00	\$7,312.86		



Filters: Cost Center Name Not Equal To DoNotReport; Billing Period Equal To 201101

elpaso

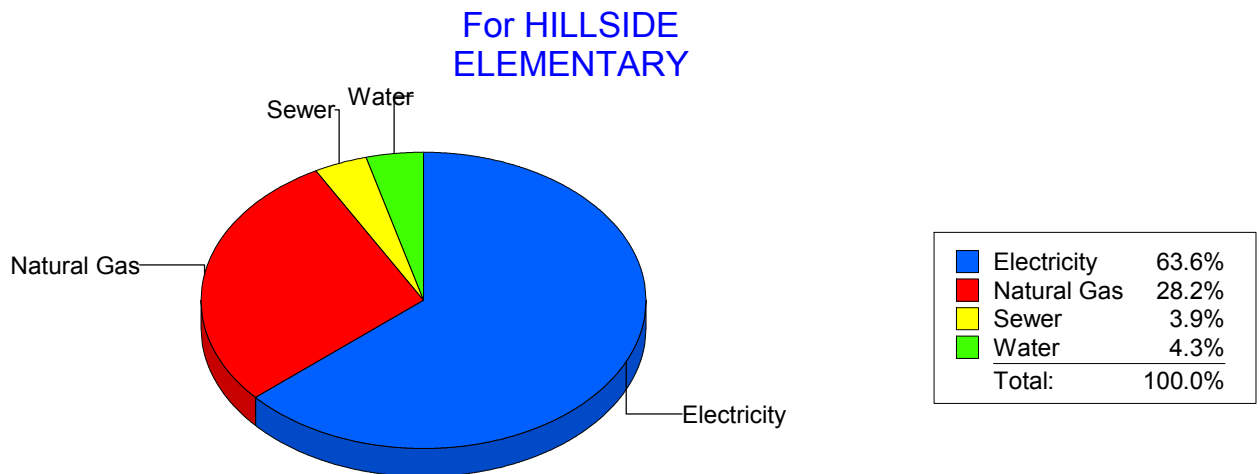
Energy CAP

Cost Avoidance Program

Cost Summary Graph

Grouped by Energy Type

Energy Type	Use	Units	Meter Cost	Special Charges	Total Cost	Avg Unit Cost	% of Total Cost
Site: HILLSIDE ELEMENTARY - HILLSIDE ELEMENTARY							
Electricity	46,320	KWH	\$5,152.41	\$0.00	\$5,152.41	0.1112	63.63%
Natural Gas	3,782	CCF	\$2,286.09	\$0.00	\$2,286.09	0.6045	28.23%
Water	109	CCF	\$345.87	\$0.00	\$345.87	3.1731	4.27%
Sewer	89	CCF	\$312.88	\$0.00	\$312.88	3.5155	3.86%
Total Cost:			\$8,097.25	\$0.00	\$8,097.25		



Filters: Cost Center Name Not Equal To DoNotReport; Billing Period Equal To 201101

elpaso

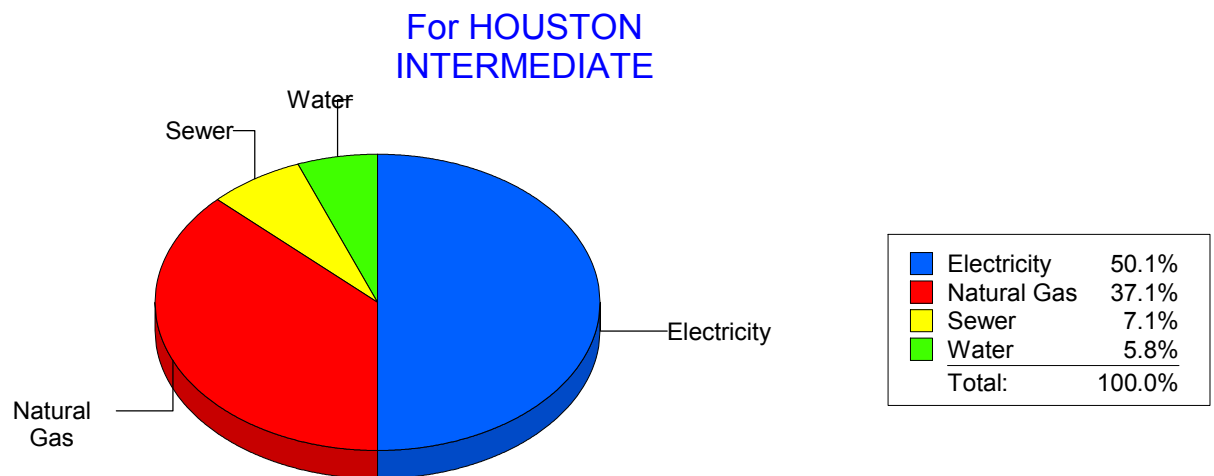
Energy CAP

Cost Avoidance Program

Cost Summary Graph

Grouped by Energy Type

Energy Type	Use	Units	Meter Cost	Special Charges	Total Cost	Avg Unit Cost	% of Total Cost
Site: HOUSTON INTERMEDIATE - HOUSTON INTERMEDIATE							
Electricity	20,982	KWH	\$1,977.63	\$0.00	\$1,977.63	0.0943	50.07%
Natural Gas	2,414	CCF	\$1,464.38	\$0.00	\$1,464.38	0.6066	37.08%
Water	20	CCF	\$227.52	\$0.00	\$227.52	11.3760	5.76%
Sewer	55	CCF	\$279.81	\$0.00	\$279.81	5.0875	7.08%
Total Cost:			\$3,949.34	\$0.00	\$3,949.34		



Filters: Cost Center Name Not Equal To DoNotReport; Billing Period Equal To 201101

elpaso

Energy CAP

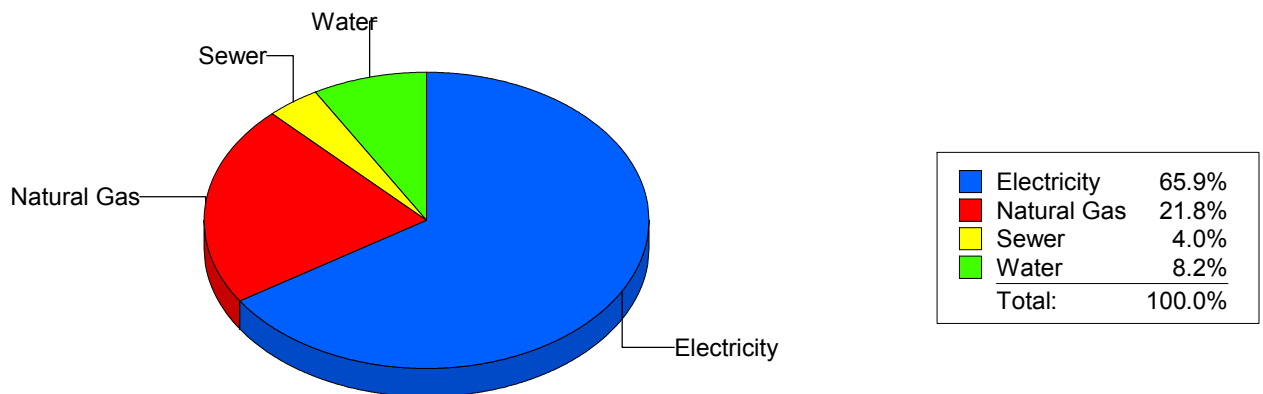
Cost Avoidance Program

Cost Summary Graph

Grouped by Energy Type

Energy Type	Use	Units	Meter Cost	Special Charges	Total Cost	Avg Unit Cost	% of Total Cost
Site: MOYE - HR MOYE							
Electricity	49,920	KWH	\$5,313.16	\$0.00	\$5,313.16	0.1064	65.93%
Natural Gas	3,024	CCF	\$1,759.43	\$0.00	\$1,759.43	0.5818	21.83%
Water	165	CCF	\$664.25	\$0.00	\$664.25	4.0258	8.24%
Sewer	87	CCF	\$322.44	\$0.00	\$322.44	3.7062	4.00%
Total Cost:			\$8,059.28	\$0.00	\$8,059.28		

For HR MOYE



Filters: Cost Center Name Not Equal To DoNotReport; Billing Period Equal To 201101

elpaso

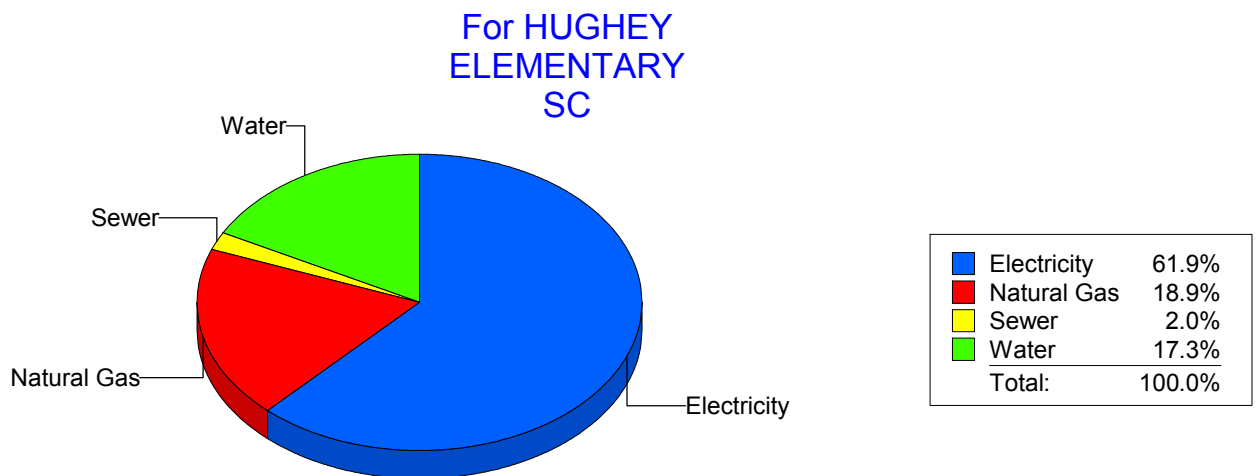
Energy CAP

Cost Avoidance Program

Cost Summary Graph

Grouped by Energy Type

Energy Type	Use	Units	Meter Cost	Special Charges	Total Cost	Avg Unit Cost	% of Total Cost
Site: HUGHEY ELEMENTARY SC - HUGHEY ELEMENTARY SC							
Electricity	34,880	KWH	\$4,283.51	\$0.00	\$4,283.51	0.1228	61.89%
Natural Gas	2,221	CCF	\$1,305.79	\$0.00	\$1,305.79	0.5879	18.87%
Water	321	CCF	\$1,195.19	\$0.00	\$1,195.19	3.7233	17.27%
Sewer	58	CCF	\$137.17	\$0.00	\$137.17	2.3650	1.98%
Total Cost:			\$6,921.66	\$0.00	\$6,921.66		



Filters: Cost Center Name Not Equal To DoNotReport; Billing Period Equal To 201101

elpaso

Energy CAP

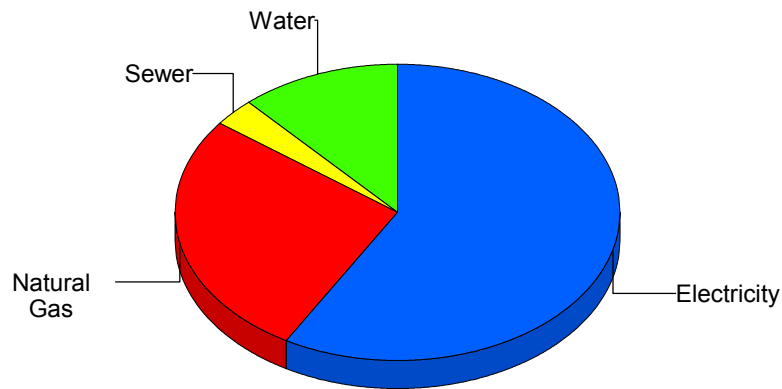
Cost Avoidance Program

Cost Summary Graph

Grouped by Energy Type

Energy Type	Use	Units	Meter Cost	Special Charges	Total Cost	Avg Unit Cost	% of Total Cost
Site: IRVIN HIGH SCHOOL - IRVIN HIGH SCHOOL							
Electricity	116,766	KWH	\$10,994.58	\$0.00	\$10,994.58	0.0942	58.28%
Natural Gas	8,907	CCF	\$5,089.42	\$0.00	\$5,089.42	0.5714	26.98%
Water	941	CCF	\$2,209.19	\$0.00	\$2,209.19	2.3477	11.71%
Sewer	343	CCF	\$573.22	\$0.00	\$573.22	1.6712	3.04%
Total Cost:			\$18,866.41	\$0.00	\$18,866.41		

For IRVIN HIGH SCHOOL



Electricity	58.3%
Natural Gas	27.0%
Sewer	3.0%
Water	11.7%
Total:	100.0%

Filters: Cost Center Name Not Equal To DoNotReport; Billing Period Equal To 201101

el Paso

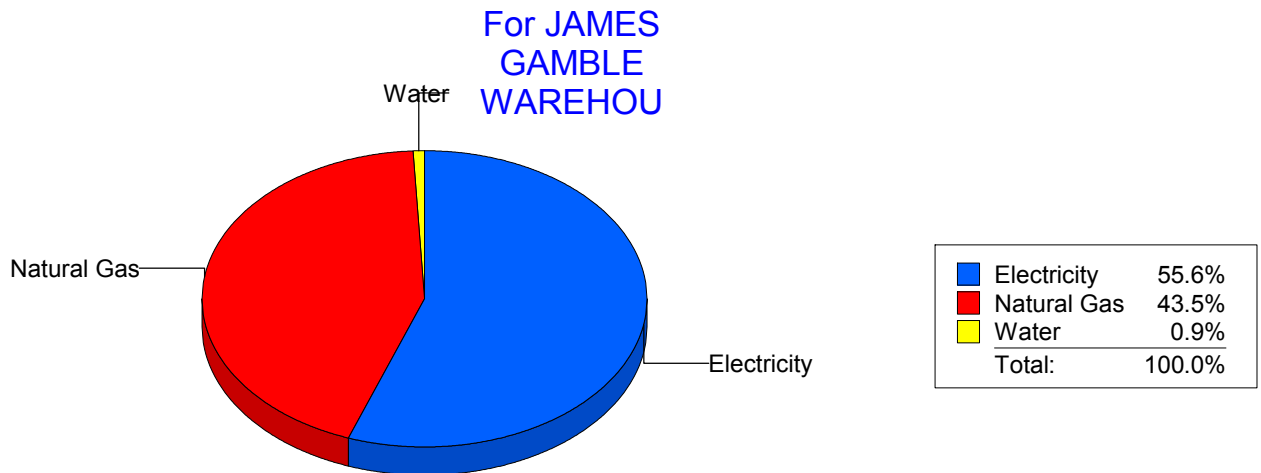
Energy CAP

Cost Avoidance Program

Cost Summary Graph

Grouped by Energy Type

Energy Type	Use	Units	Meter Cost	Special Charges	Total Cost	Avg Unit Cost	% of Total Cost
Site: JAMES GAMBLE WAREHOU - JAMES GAMBLE WAREHOU							
Electricity	25,600	KWH	\$2,357.76	\$0.00	\$2,357.76	0.0921	55.63%
Natural Gas	3,175	CCF	\$1,844.38	\$0.00	\$1,844.38	0.5809	43.51%
Water	0	CCF	\$36.36	\$0.00	\$36.36	0.0000	0.86%
Total Cost:			\$4,238.50	\$0.00	\$4,238.50		



Filters: Cost Center Name Not Equal To DoNotReport; Billing Period Equal To 201101

elpaso

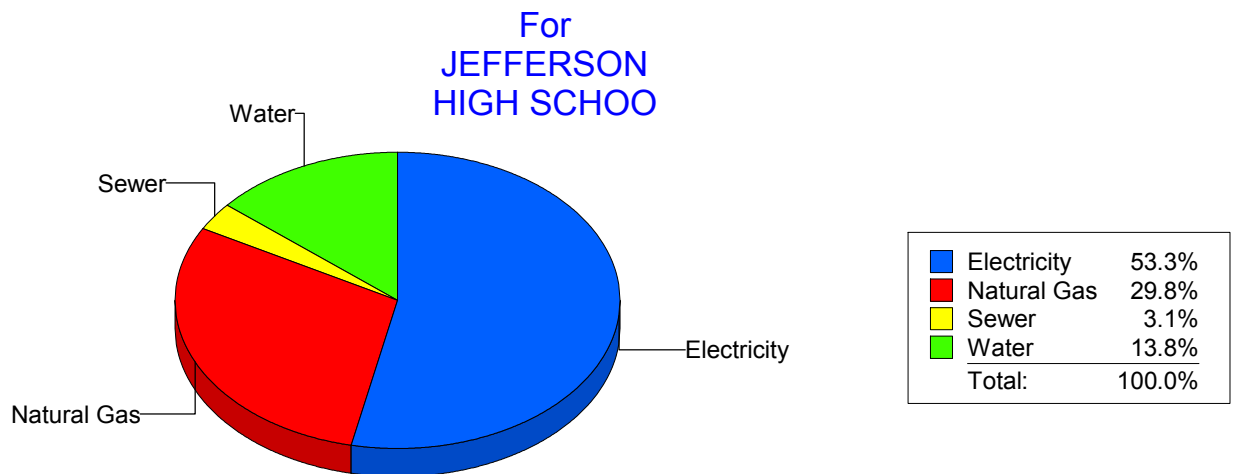
Energy CAP

Cost Avoidance Program

Cost Summary Graph

Grouped by Energy Type

Energy Type	Use	Units	Meter Cost	Special Charges	Total Cost	Avg Unit Cost	% of Total Cost
Site: JEFFERSON HIGH SCHOO - JEFFERSON HIGH SCHOO							
Electricity	105,735	KWH	\$9,929.54	\$0.00	\$9,929.54	0.0939	53.32%
Natural Gas	9,292	CCF	\$5,542.09	\$0.00	\$5,542.09	0.5964	29.76%
Water	786	CCF	\$2,568.37	\$0.00	\$2,568.37	3.2676	13.79%
Sewer	188	CCF	\$583.31	\$0.00	\$583.31	3.1027	3.13%
Total Cost:			\$18,623.31	\$0.00	\$18,623.31		



Filters: Cost Center Name Not Equal To DoNotReport; Billing Period Equal To 201101

elpaso

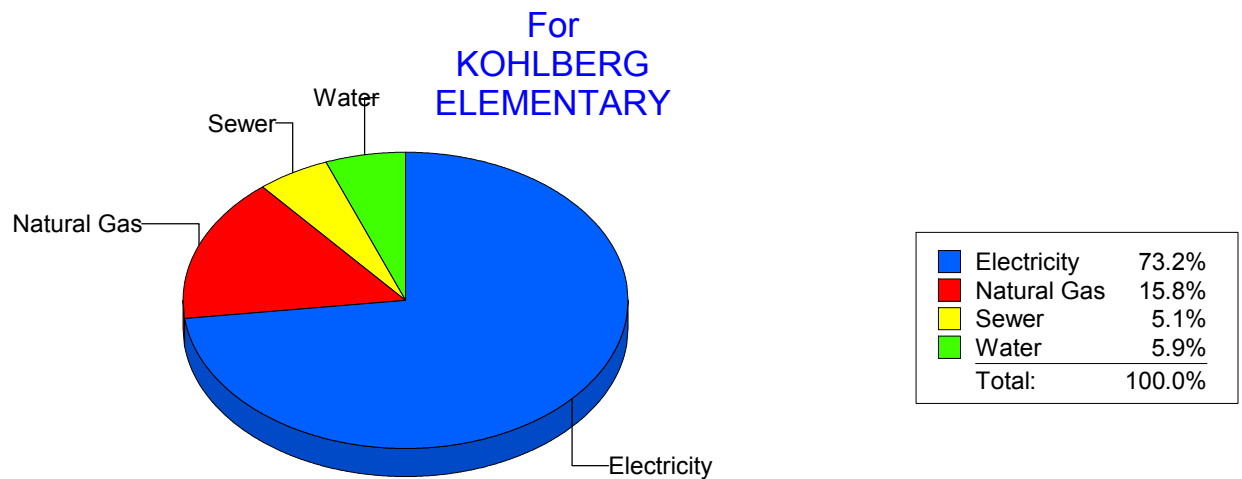
Energy CAP

Cost Avoidance Program

Cost Summary Graph

Grouped by Energy Type

Energy Type	Use	Units	Meter Cost	Special Charges	Total Cost	Avg Unit Cost	% of Total Cost
Site: KOHLBERG ELEMENTARY - KOHLBERG ELEMENTARY							
Electricity	67,360	KWH	\$7,145.68	\$0.00	\$7,145.68	0.1061	73.17%
Natural Gas	2,646	CCF	\$1,543.75	\$0.00	\$1,543.75	0.5834	15.81%
Water	260	CCF	\$577.55	\$0.00	\$577.55	2.2213	5.91%
Sewer	246	CCF	\$499.51	\$0.00	\$499.51	2.0305	5.11%
Total Cost:			\$9,766.49	\$0.00	\$9,766.49		



Filters: Cost Center Name Not Equal To DoNotReport; Billing Period Equal To 201101

elpaso

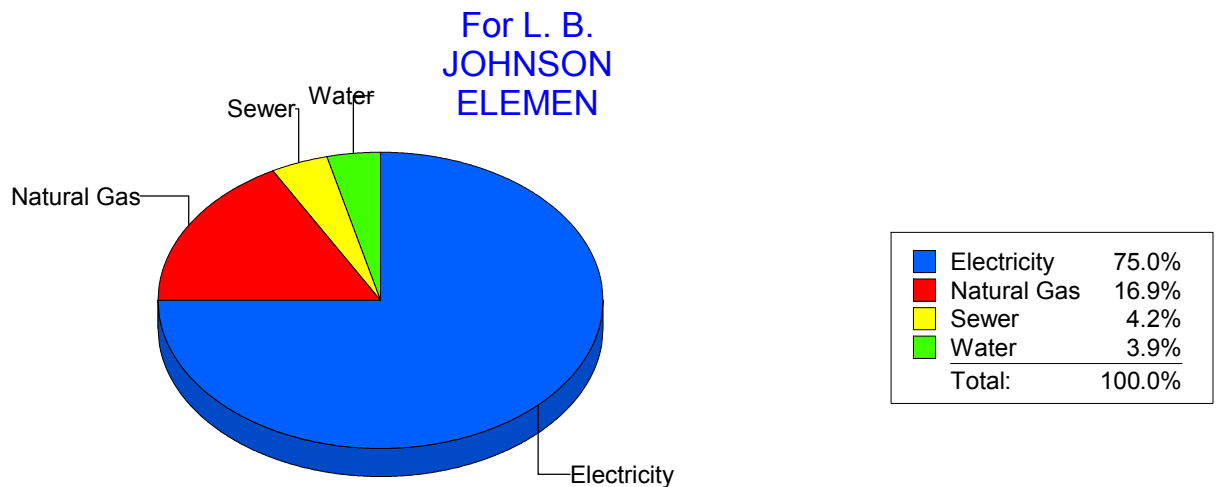
Energy CAP

Cost Avoidance Program

Cost Summary Graph

Grouped by Energy Type

Energy Type	Use	Units	Meter Cost	Special Charges	Total Cost	Avg Unit Cost	% of Total Cost
Site: L. B. JOHNSON ELEMEN - L. B. JOHNSON ELEMEN							
Electricity	53,250	KWH	\$5,517.58	\$0.00	\$5,517.58	0.1036	75.01%
Natural Gas	2,060	CCF	\$1,242.36	\$0.00	\$1,242.36	0.6031	16.89%
Water	113	CCF	\$289.04	\$0.00	\$289.04	2.5579	3.93%
Sewer	117	CCF	\$306.52	\$0.00	\$306.52	2.6198	4.17%
Total Cost:			\$7,355.50	\$0.00	\$7,355.50		



Filters: Cost Center Name Not Equal To DoNotReport; Billing Period Equal To 201101

elpaso

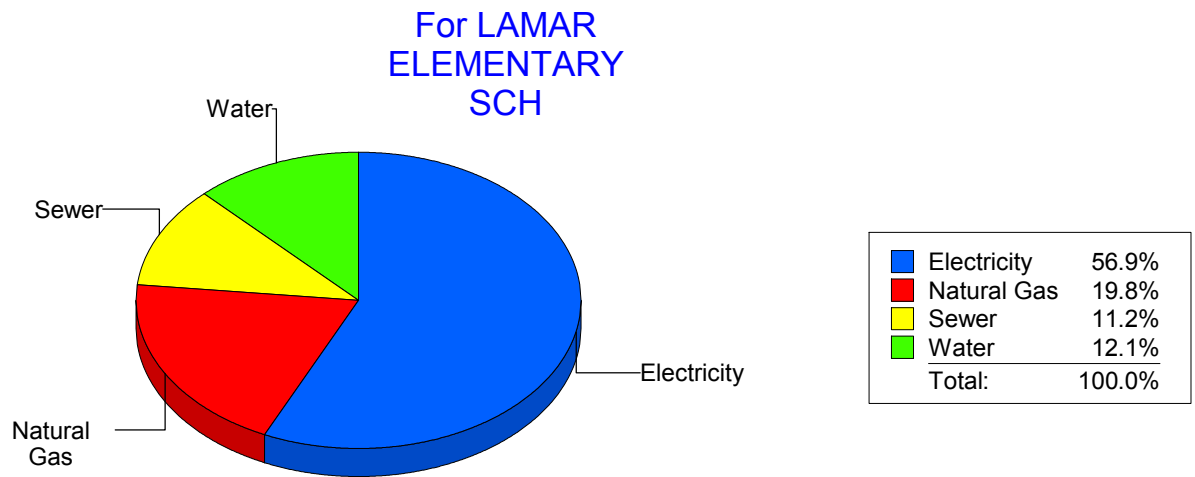
Energy CAP

Cost Avoidance Program

Cost Summary Graph

Grouped by Energy Type

Energy Type	Use	Units	Meter Cost	Special Charges	Total Cost	Avg Unit Cost	% of Total Cost
Site: LAMAR ELEMENTARY SCH - LAMAR ELEMENTARY SCH							
Electricity	28,800	KWH	\$3,022.47	\$0.00	\$3,022.47	0.1049	56.89%
Natural Gas	1,689	CCF	\$1,053.29	\$0.00	\$1,053.29	0.6236	19.82%
Water	227	CCF	\$642.16	\$0.00	\$642.16	2.8289	12.09%
Sewer	203	CCF	\$595.27	\$0.00	\$595.27	2.9324	11.20%
Total Cost:			\$5,313.19	\$0.00	\$5,313.19		



Filters: Cost Center Name Not Equal To DoNotReport; Billing Period Equal To 201101

el Paso

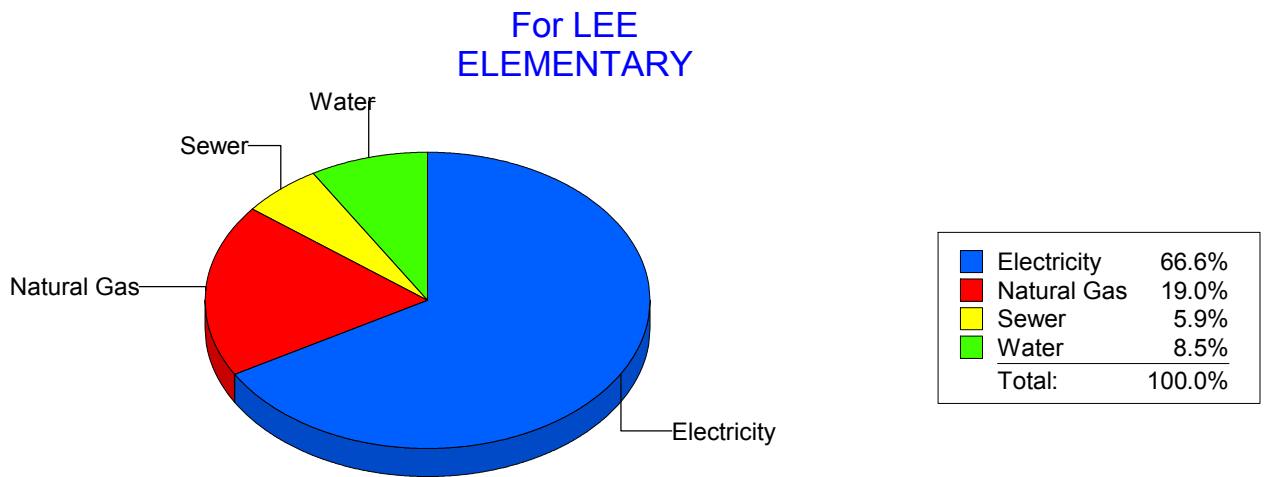
Energy CAP

Cost Avoidance Program

Cost Summary Graph

Grouped by Energy Type

Energy Type	Use	Units	Meter Cost	Special Charges	Total Cost	Avg Unit Cost	% of Total Cost
Site: LEE ELEMENTARY - LEE ELEMENTARY							
Electricity	37,777	KWH	\$4,685.24	\$0.00	\$4,685.24	0.1240	66.57%
Natural Gas	2,194	CCF	\$1,337.58	\$0.00	\$1,337.58	0.6097	19.01%
Water	104	CCF	\$601.47	\$0.00	\$601.47	5.7834	8.55%
Sewer	104	CCF	\$413.73	\$0.00	\$413.73	3.9782	5.88%
Total Cost:			\$7,038.02	\$0.00	\$7,038.02		



Filters: Cost Center Name Not Equal To DoNotReport; Billing Period Equal To 201101

elpaso

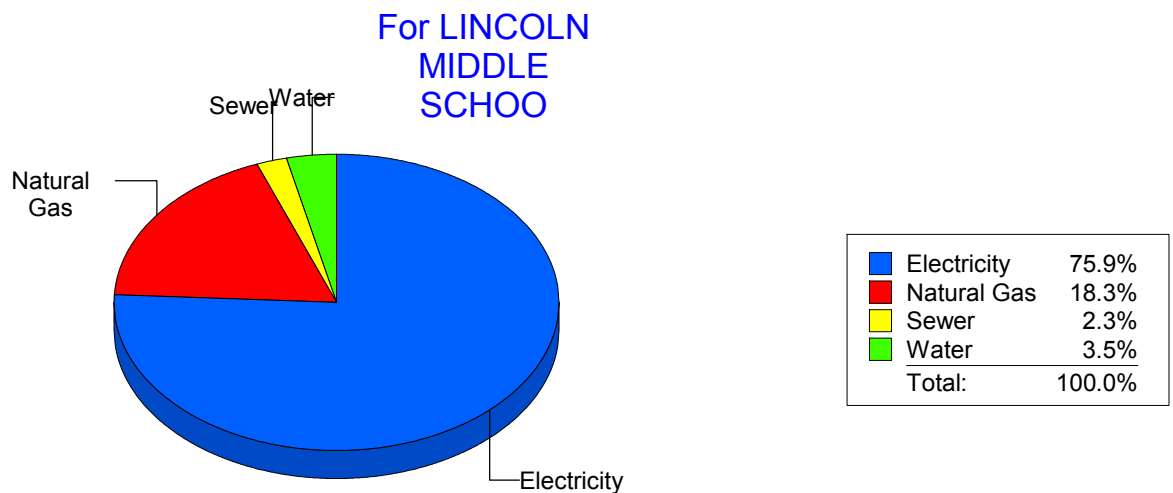
Energy CAP

Cost Avoidance Program

Cost Summary Graph

Grouped by Energy Type

Energy Type	Use	Units	Meter Cost	Special Charges	Total Cost	Avg Unit Cost	% of Total Cost
Site: LINCOLN MIDDLE SCHOO - LINCOLN MIDDLE SCHOO							
Electricity	98,500	KWH	\$11,321.03	\$0.00	\$11,321.03	0.1149	75.90%
Natural Gas	4,726	CCF	\$2,724.92	\$0.00	\$2,724.92	0.5766	18.27%
Water	273	CCF	\$521.04	\$0.00	\$521.04	1.9086	3.49%
Sewer	166	CCF	\$348.43	\$0.00	\$348.43	2.0990	2.34%
Total Cost:			\$14,915.42	\$0.00	\$14,915.42		



Filters: Cost Center Name Not Equal To DoNotReport; Billing Period Equal To 201101

elpaso

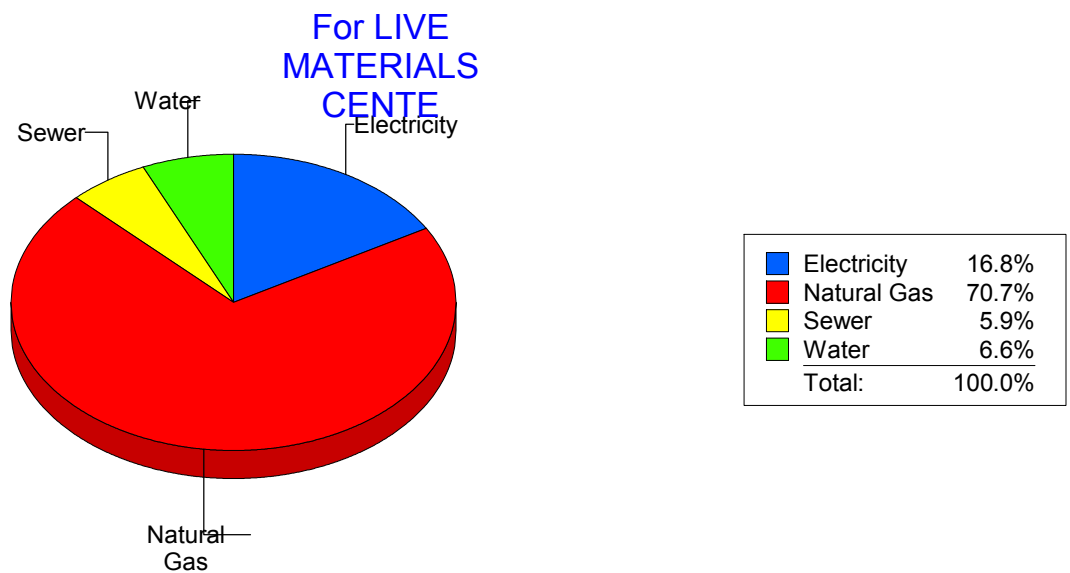
Energy CAP

Cost Avoidance Program

Cost Summary Graph

Grouped by Energy Type

Energy Type	Use	Units	Meter Cost	Special Charges	Total Cost	Avg Unit Cost	% of Total Cost
Site: LIVE MATERIALS CENTE - LIVE MATERIALS CENTE							
Electricity	439	KWH	\$79.88	\$0.00	\$79.88	0.1820	16.79%
Natural Gas	492	CCF	\$336.40	\$0.00	\$336.40	0.6837	70.72%
Water	7	CCF	\$31.55	\$0.00	\$31.55	4.5071	6.63%
Sewer	6	CCF	\$27.84	\$0.00	\$27.84	4.6400	5.85%
Total Cost:			\$475.67	\$0.00	\$475.67		



Filters: Cost Center Name Not Equal To DoNotReport; Billing Period Equal To 201101

elpaso

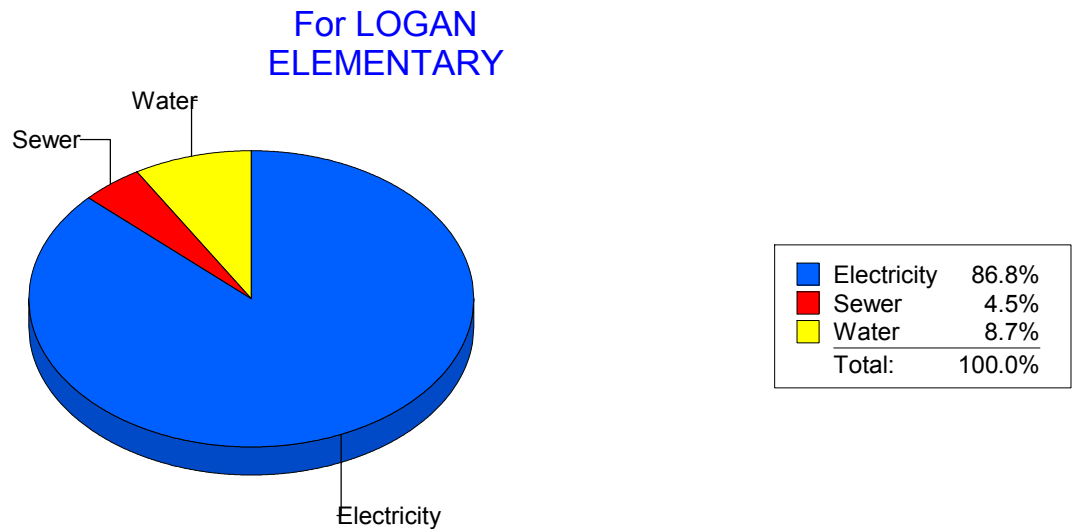
Energy CAP

Cost Avoidance Program

Cost Summary Graph

Grouped by Energy Type

Energy Type	Use	Units	Meter Cost	Special Charges	Total Cost	Avg Unit Cost	% of Total Cost
Site: LOGAN ELEMENTARY - LOGAN ELEMENTARY							
Electricity	27,000	KWH	\$2,971.81	\$0.00	\$2,971.81	0.1101	86.81%
Water	138	CCF	\$297.83	\$0.00	\$297.83	2.1582	8.70%
Sewer	72	CCF	\$153.68	\$0.00	\$153.68	2.1344	4.49%
Total Cost:			\$3,423.32	\$0.00	\$3,423.32		



Filters: Cost Center Name Not Equal To DoNotReport; Billing Period Equal To 201101

elpaso

Energy CAP

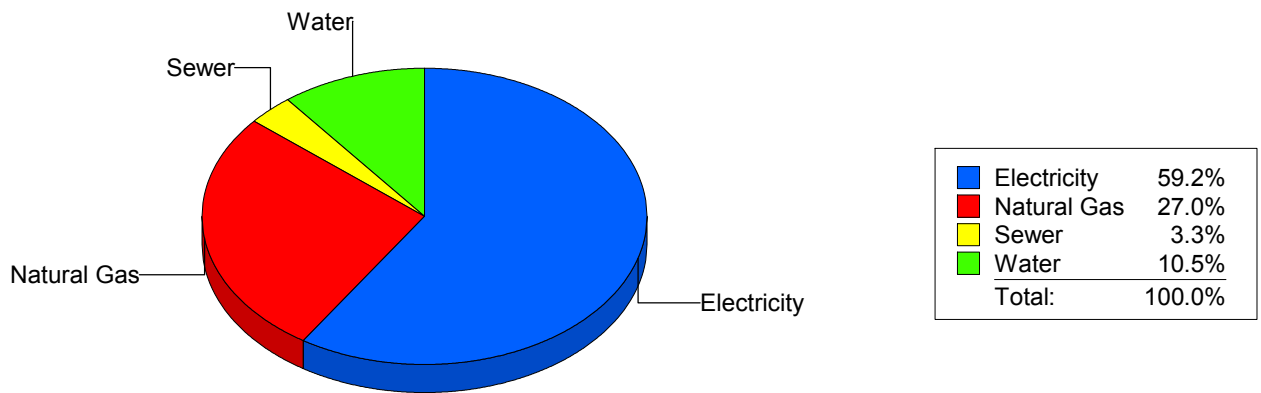
Cost Avoidance Program

Cost Summary Graph

Grouped by Energy Type

Energy Type	Use	Units	Meter Cost	Special Charges	Total Cost	Avg Unit Cost	% of Total Cost
Site: LUNDY - LUNDY							
Electricity	55,000	KWH	\$4,575.17	\$0.00	\$4,575.17	0.0832	59.15%
Natural Gas	3,561	CCF	\$2,088.54	\$0.00	\$2,088.54	0.5865	27.00%
Water	129	CCF	\$813.39	\$0.00	\$813.39	6.3053	10.52%
Sewer	36	CCF	\$257.67	\$0.00	\$257.67	7.1575	3.33%
Total Cost:			\$7,734.77	\$0.00	\$7,734.77		

For LUNDY



Filters: Cost Center Name Not Equal To DoNotReport; Billing Period Equal To 201101

elpaso

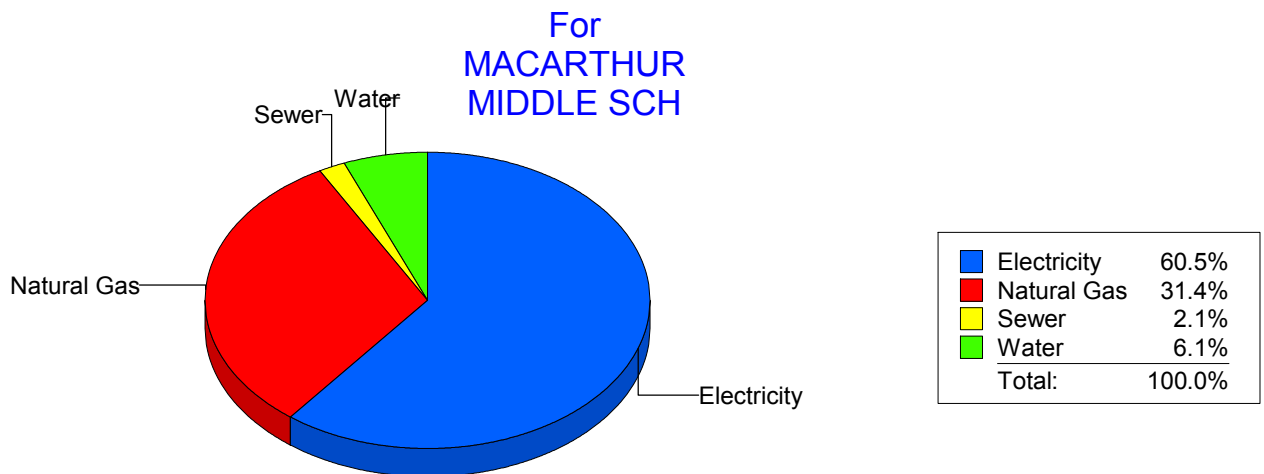
Energy CAP

Cost Avoidance Program

Cost Summary Graph

Grouped by Energy Type

Energy Type	Use	Units	Meter Cost	Special Charges	Total Cost	Avg Unit Cost	% of Total Cost
Site: MACARTHUR MIDDLE SCH - MACARTHUR MIDDLE SCH							
Electricity	68,440	KWH	\$7,892.82	\$0.00	\$7,892.82	0.1153	60.51%
Natural Gas	7,151	CCF	\$4,091.03	\$0.00	\$4,091.03	0.5721	31.36%
Water	233	CCF	\$790.87	\$0.00	\$790.87	3.3943	6.06%
Sewer	104	CCF	\$269.69	\$0.00	\$269.69	2.5932	2.07%
Total Cost:			\$13,044.41	\$0.00	\$13,044.41		



Filters: Cost Center Name Not Equal To DoNotReport; Billing Period Equal To 201101

elpaso

Energy CAP

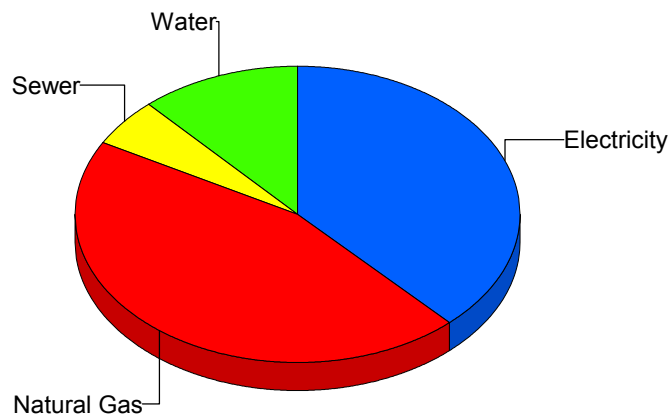
Cost Avoidance Program

Cost Summary Graph

Grouped by Energy Type

Energy Type	Use	Units	Meter Cost	Special Charges	Total Cost	Avg Unit Cost	% of Total Cost
Site: MAGOFFIN MIDDLE SCHO - MAGOFFIN MIDDLE SCHO							
Electricity	20,455	KWH	\$2,121.19	\$0.00	\$2,121.19	0.1037	38.17%
Natural Gas	4,343	CCF	\$2,499.69	\$0.00	\$2,499.69	0.5756	44.98%
Water	154	CCF	\$641.46	\$0.00	\$641.46	4.1653	11.54%
Sewer	65	CCF	\$294.50	\$0.00	\$294.50	4.5308	5.30%
Total Cost:			\$5,556.84	\$0.00	\$5,556.84		

For MAGOFFIN
MIDDLE SCHO



Electricity	38.2%
Natural Gas	45.0%
Sewer	5.3%
Water	11.5%
Total:	100.0%

Filters: Cost Center Name Not Equal To DoNotReport; Billing Period Equal To 201101

elpaso

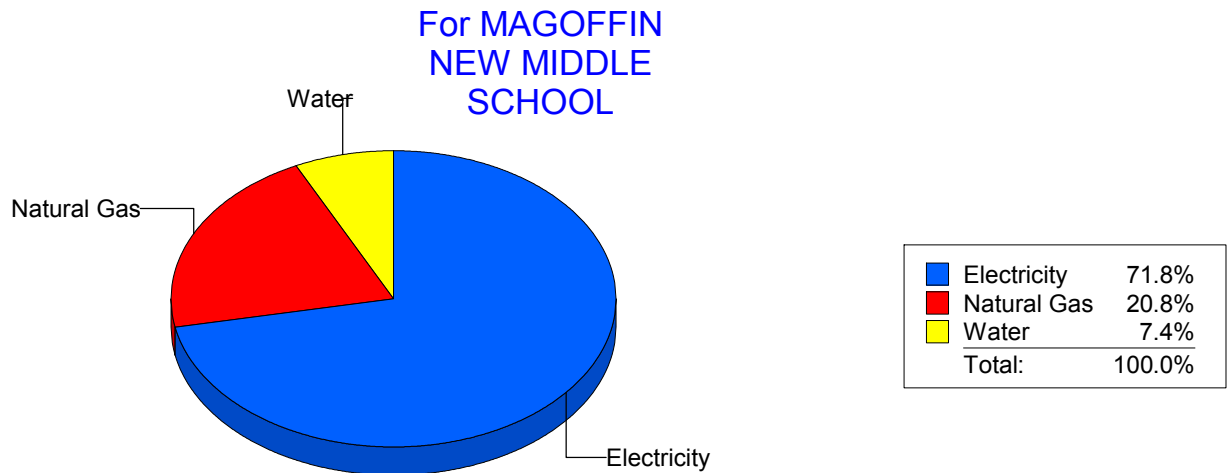
Energy CAP

Cost Avoidance Program

Cost Summary Graph

Grouped by Energy Type

Energy Type	Use	Units	Meter Cost	Special Charges	Total Cost	Avg Unit Cost	% of Total Cost
Site: MAGOFFINMIDDLESCHOOLN047 - MAGOFFIN NEW MIDDLE SCHOOL							
Electricity	87,600	KWH	\$8,605.12	\$0.00	\$8,605.12	0.0982	71.81%
Natural Gas	4,338	CCF	\$2,496.67	\$0.00	\$2,496.67	0.5755	20.83%
Water	196	CCF	\$881.71	\$0.00	\$881.71	4.4985	7.36%
Total Cost:			\$11,983.50	\$0.00	\$11,983.50		



Filters: Cost Center Name Not Equal To DoNotReport; Billing Period Equal To 201101

elpaso

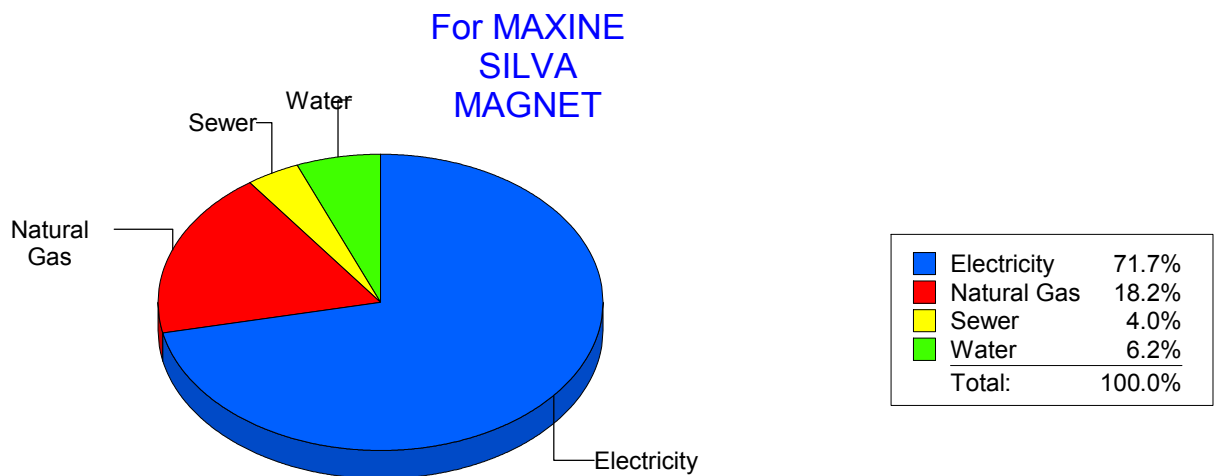
Energy CAP

Cost Avoidance Program

Cost Summary Graph

Grouped by Energy Type

Energy Type	Use	Units	Meter Cost	Special Charges	Total Cost	Avg Unit Cost	% of Total Cost
Site: MAXINE SILVA MAGNET - MAXINE SILVA MAGNET							
Electricity	50,100	KWH	\$4,833.94	\$0.00	\$4,833.94	0.0965	71.67%
Natural Gas	2,083	CCF	\$1,226.64	\$0.00	\$1,226.64	0.5889	18.19%
Water	177	CCF	\$415.37	\$0.00	\$415.37	2.3467	6.16%
Sewer	103	CCF	\$268.42	\$0.00	\$268.42	2.6060	3.98%
Total Cost:			\$6,744.37	\$0.00	\$6,744.37		



Filters: Cost Center Name Not Equal To DoNotReport; Billing Period Equal To 201101

elpaso

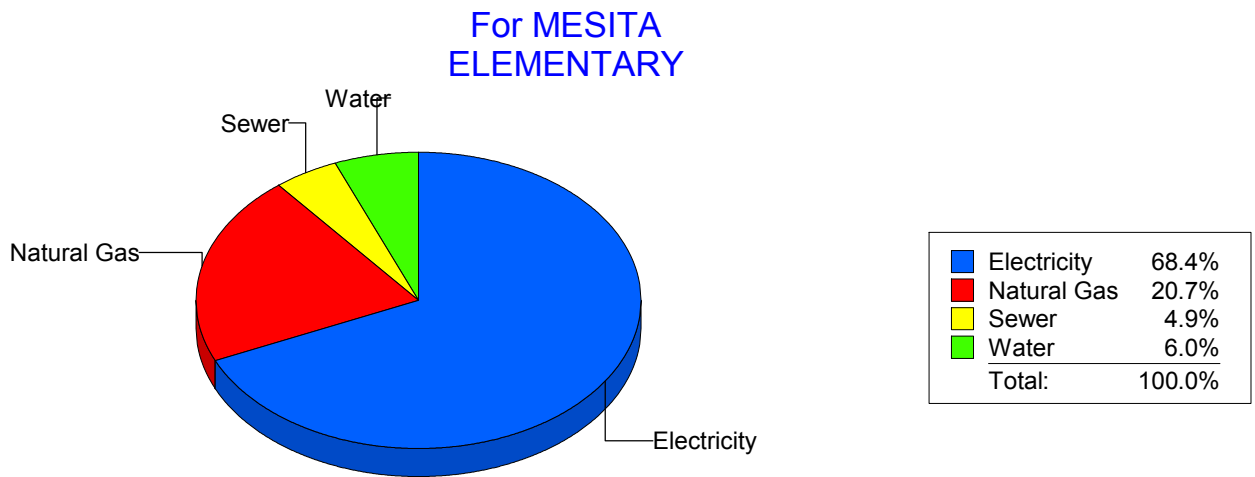
Energy CAP

Cost Avoidance Program

Cost Summary Graph

Grouped by Energy Type

Energy Type	Use	Units	Meter Cost	Special Charges	Total Cost	Avg Unit Cost	% of Total Cost
Site: MESITA ELEMENTARY - MESITA ELEMENTARY							
Electricity	70,080	KWH	\$7,023.15	\$0.00	\$7,023.15	0.1002	68.37%
Natural Gas	3,622	CCF	\$2,126.50	\$0.00	\$2,126.50	0.5871	20.70%
Water	123	CCF	\$619.18	\$0.00	\$619.18	5.0340	6.03%
Sewer	229	CCF	\$502.78	\$0.00	\$502.78	2.1955	4.89%
Total Cost:			\$10,271.61	\$0.00	\$10,271.61		



Filters: Cost Center Name Not Equal To DoNotReport; Billing Period Equal To 201101

elpaso

Energy CAP

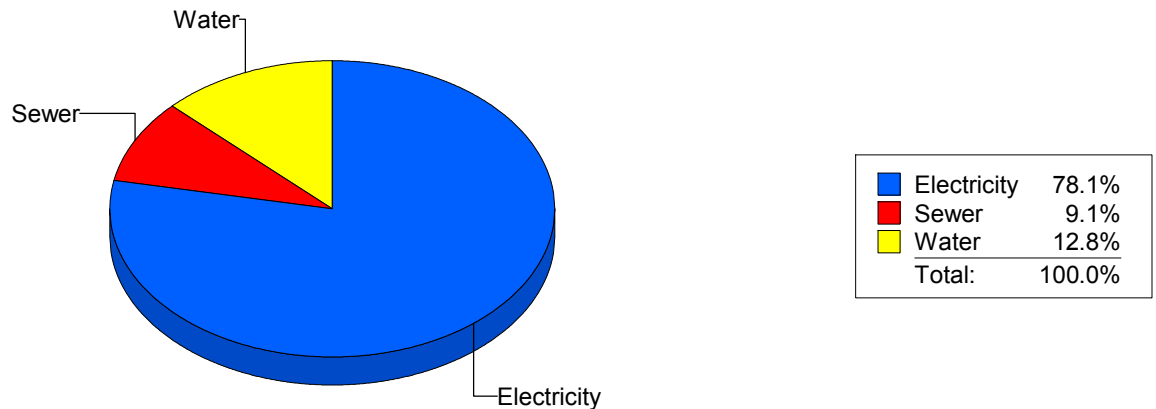
Cost Avoidance Program

Cost Summary Graph

Grouped by Energy Type

Energy Type	Use	Units	Meter Cost	Special Charges	Total Cost	Avg Unit Cost	% of Total Cost
Site: MILAM ELEMENTARY - MILAM ELEMENTARY							
Electricity	22,440	KWH	\$2,711.33	\$0.00	\$2,711.33	0.1208	78.12%
Water	220	CCF	\$444.19	\$0.00	\$444.19	2.0190	12.80%
Sewer	140	CCF	\$315.41	\$0.00	\$315.41	2.2529	9.09%
Total Cost:			\$3,470.93	\$0.00	\$3,470.93		

For MILAM
ELEMENTARY



Filters: Cost Center Name Not Equal To DoNotReport; Billing Period Equal To 201101

elpaso

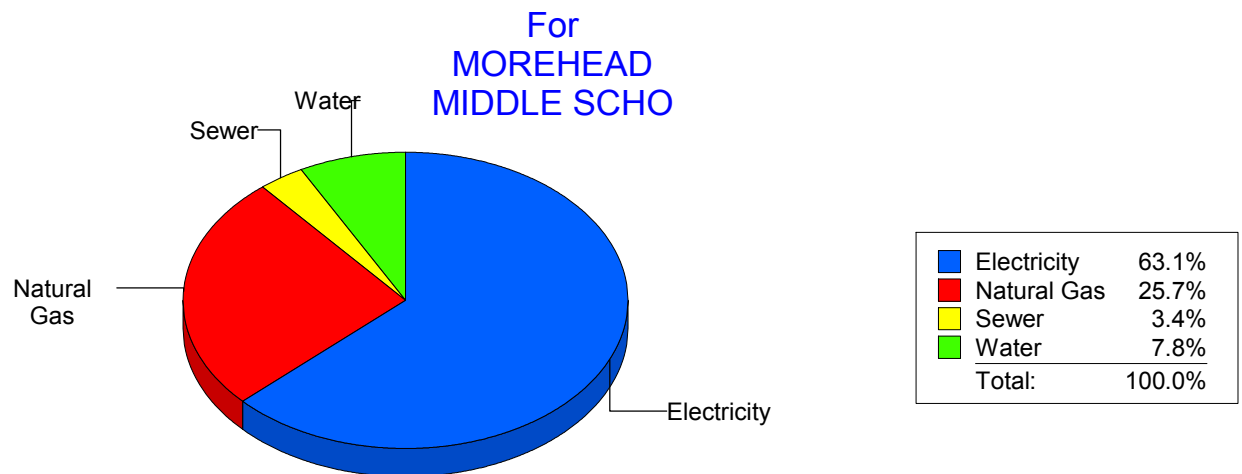
Energy CAP

Cost Avoidance Program

Cost Summary Graph

Grouped by Energy Type

Energy Type	Use	Units	Meter Cost	Special Charges	Total Cost	Avg Unit Cost	% of Total Cost
Site: MOREHEAD MIDDLE SCHO - MOREHEAD MIDDLE SCHO							
Electricity	83,994	KWH	\$7,989.11	\$0.00	\$7,989.11	0.0951	63.11%
Natural Gas	5,683	CCF	\$3,251.28	\$0.00	\$3,251.28	0.5721	25.68%
Water	770	CCF	\$990.18	\$0.00	\$990.18	1.2859	7.82%
Sewer	170	CCF	\$427.85	\$0.00	\$427.85	2.5168	3.38%
Total Cost:			\$12,658.42	\$0.00	\$12,658.42		



Filters: Cost Center Name Not Equal To DoNotReport; Billing Period Equal To 201101

elpaso

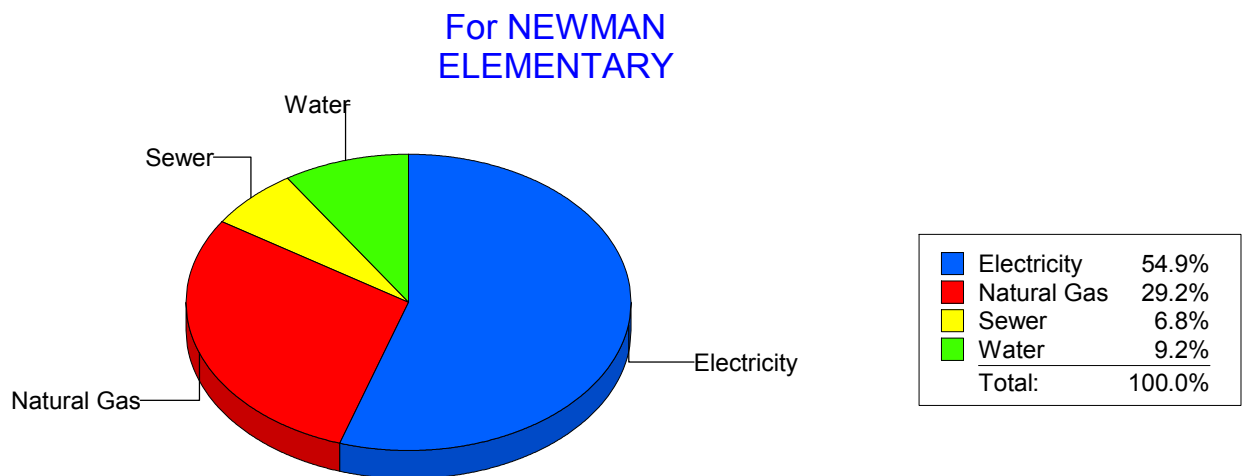
Energy CAP

Cost Avoidance Program

Cost Summary Graph

Grouped by Energy Type

Energy Type	Use	Units	Meter Cost	Special Charges	Total Cost	Avg Unit Cost	% of Total Cost
Site: NEWMAN ELEMENTARY - NEWMAN ELEMENTARY							
Electricity	27,596	KWH	\$3,011.55	\$0.00	\$3,011.55	0.1091	54.90%
Natural Gas	2,651	CCF	\$1,600.89	\$0.00	\$1,600.89	0.6039	29.18%
Water	244	CCF	\$502.40	\$0.00	\$502.40	2.0590	9.16%
Sewer	204	CCF	\$370.80	\$0.00	\$370.80	1.8176	6.76%
Total Cost:			\$5,485.64	\$0.00	\$5,485.64		



Filters: Cost Center Name Not Equal To DoNotReport; Billing Period Equal To 201101

elpaso

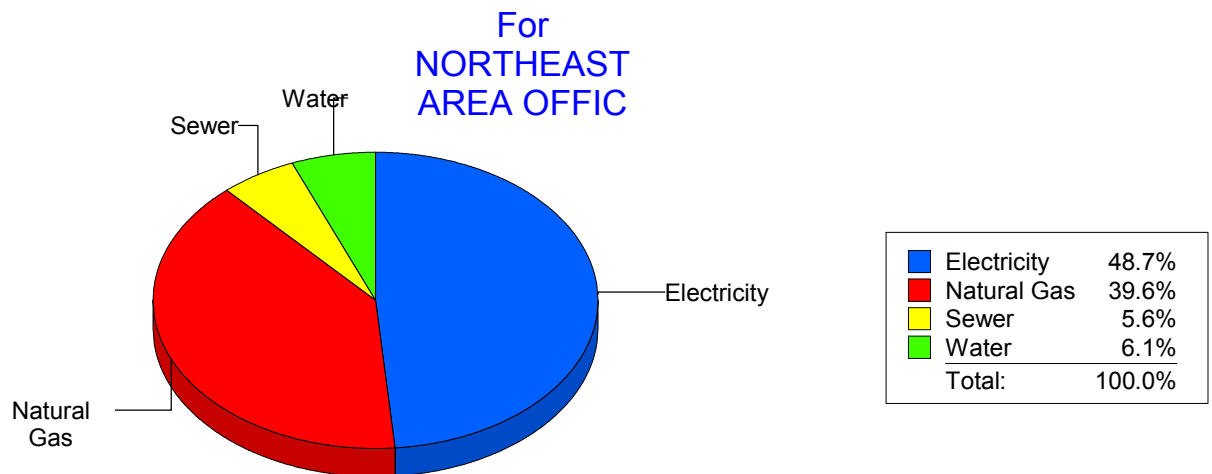
Energy CAP

Cost Avoidance Program

Cost Summary Graph

Grouped by Energy Type

Energy Type	Use	Units	Meter Cost	Special Charges	Total Cost	Avg Unit Cost	% of Total Cost
Site: NORTHEAST AREA OFFIC - NORTHEAST AREA OFFIC							
Electricity	4,520	KWH	\$437.08	\$0.00	\$437.08	0.0967	48.72%
Natural Gas	433	CCF	\$355.13	\$0.00	\$355.13	0.8202	39.58%
Water	8	CCF	\$54.40	\$0.00	\$54.40	6.8000	6.06%
Sewer	8	CCF	\$50.60	\$0.00	\$50.60	6.3250	5.64%
Total Cost:			\$897.21	\$0.00	\$897.21		



Filters: Cost Center Name Not Equal To DoNotReport; Billing Period Equal To 201101

elpaso

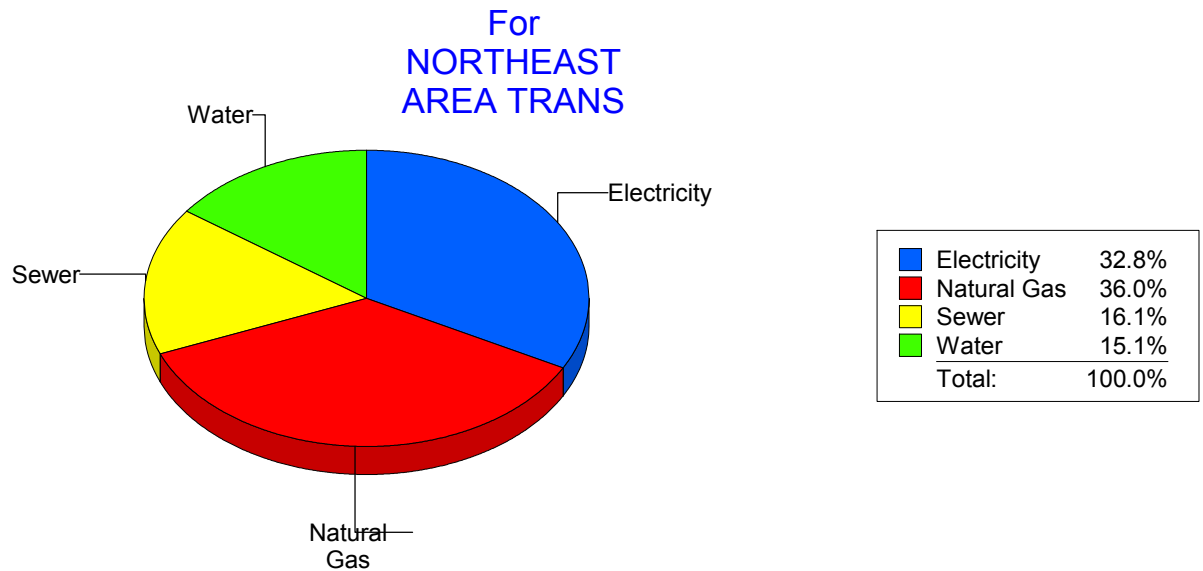
Energy CAP

Cost Avoidance Program

Cost Summary Graph

Grouped by Energy Type

Energy Type	Use	Units	Meter Cost	Special Charges	Total Cost	Avg Unit Cost	% of Total Cost
Site: NORTHEAST AREA TRANS - NORTHEAST AREA TRANS							
Electricity	6,503	KWH	\$525.85	\$0.00	\$525.85	0.0809	32.84%
Natural Gas	910	CCF	\$576.23	\$0.00	\$576.23	0.6332	35.99%
Water	33	CCF	\$241.33	\$0.00	\$241.33	7.3130	15.07%
Sewer	36	CCF	\$257.67	\$0.00	\$257.67	7.1575	16.09%
Total Cost:			\$1,601.08	\$0.00	\$1,601.08		



Filters: Cost Center Name Not Equal To DoNotReport; Billing Period Equal To 201101

el Paso

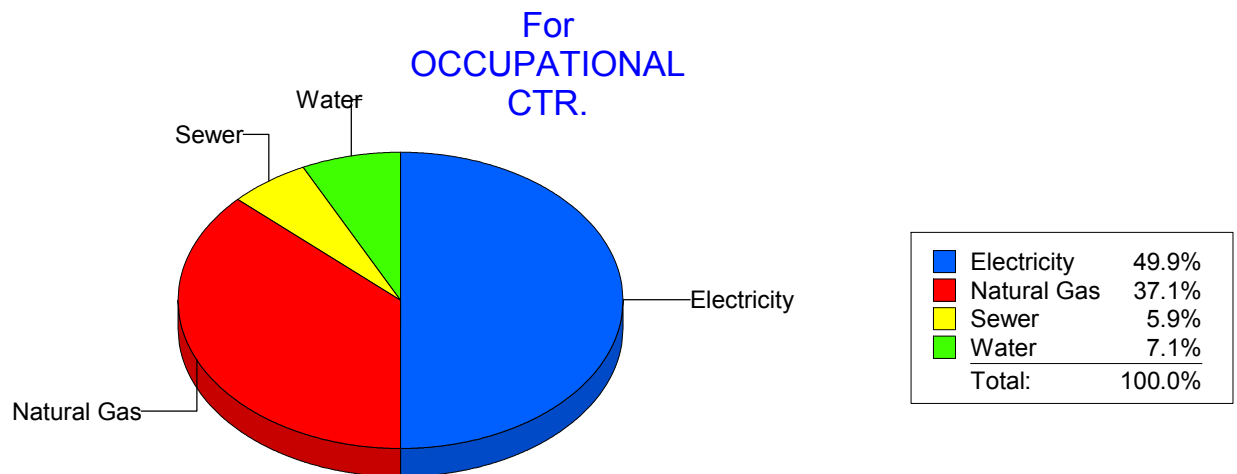
Energy CAP

Cost Avoidance Program

Cost Summary Graph

Grouped by Energy Type

Energy Type	Use	Units	Meter Cost	Special Charges	Total Cost	Avg Unit Cost	% of Total Cost
Site: OCCUPATIONAL CTR. - OCCUPATIONAL CTR.							
Electricity	6,300	KWH	\$636.08	\$0.00	\$636.08	0.1010	49.88%
Natural Gas	769	CCF	\$473.00	\$0.00	\$473.00	0.6151	37.09%
Water	16	CCF	\$91.16	\$0.00	\$91.16	5.6975	7.15%
Sewer	20	CCF	\$74.88	\$0.00	\$74.88	3.7440	5.87%
Total Cost:			\$1,275.12	\$0.00	\$1,275.12		



Filters: Cost Center Name Not Equal To DoNotReport; Billing Period Equal To 201101

elpaso

Energy CAP

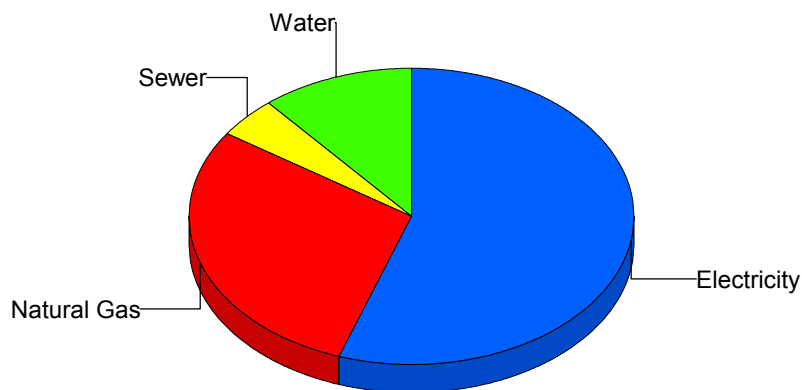
Cost Avoidance Program

Cost Summary Graph

Grouped by Energy Type

Energy Type	Use	Units	Meter Cost	Special Charges	Total Cost	Avg Unit Cost	% of Total Cost
Site: PARK ELEMENTARY - PARK ELEMENTARY							
Electricity	30,880	KWH	\$3,751.28	\$0.00	\$3,751.28	0.1215	55.34%
Natural Gas	3,294	CCF	\$1,979.50	\$0.00	\$1,979.50	0.6009	29.20%
Water	222	CCF	\$746.87	\$0.00	\$746.87	3.3643	11.02%
Sewer	100	CCF	\$300.96	\$0.00	\$300.96	3.0096	4.44%
Total Cost:			\$6,778.61	\$0.00	\$6,778.61		

For PARK
ELEMENTARY



Electricity	55.3%
Natural Gas	29.2%
Sewer	4.4%
Water	11.0%
Total:	100.0%

Filters: Cost Center Name Not Equal To DoNotReport; Billing Period Equal To 201101

elpaso

Energy CAP

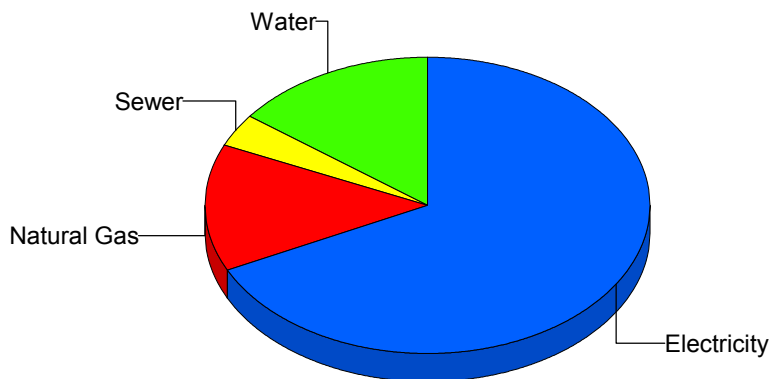
Cost Avoidance Program

Cost Summary Graph

Grouped by Energy Type

Energy Type	Use	Units	Meter Cost	Special Charges	Total Cost	Avg Unit Cost	% of Total Cost
Site: PAUL MORENO - PAUL MORENO							
Electricity	47,400	KWH	\$5,660.81	\$0.00	\$5,660.81	0.1194	67.88%
Natural Gas	1,922	CCF	\$1,157.28	\$0.00	\$1,157.28	0.6021	13.88%
Water	308	CCF	\$1,236.77	\$0.00	\$1,236.77	4.0155	14.83%
Sewer	77	CCF	\$284.88	\$0.00	\$284.88	3.6997	3.42%
Total Cost:			\$8,339.74	\$0.00	\$8,339.74		

For PAUL
MORENO



Electricity	67.9%
Natural Gas	13.9%
Sewer	3.4%
Water	14.8%
Total:	100.0%

Filters: Cost Center Name Not Equal To DoNotReport; Billing Period Equal To 201101

elpaso

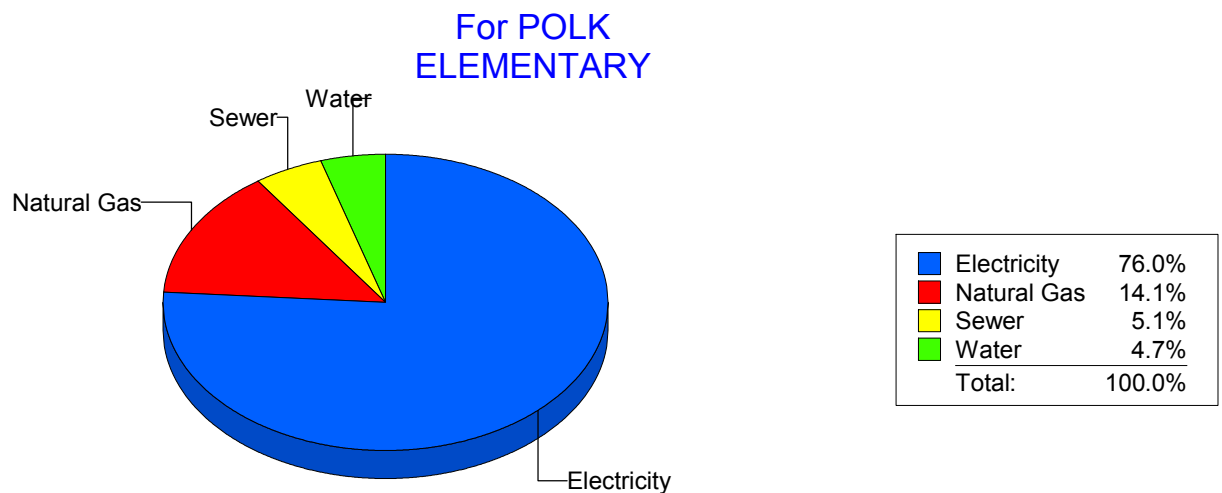
Energy CAP

Cost Avoidance Program

Cost Summary Graph

Grouped by Energy Type

Energy Type	Use	Units	Meter Cost	Special Charges	Total Cost	Avg Unit Cost	% of Total Cost
Site: POLK ELEMENTARY - POLK ELEMENTARY							
Electricity	42,820	KWH	\$4,774.68	\$0.00	\$4,774.68	0.1115	76.04%
Natural Gas	1,438	CCF	\$887.03	\$0.00	\$887.03	0.6168	14.13%
Water	117	CCF	\$294.84	\$0.00	\$294.84	2.5200	4.70%
Sewer	146	CCF	\$323.03	\$0.00	\$323.03	2.2125	5.14%
Total Cost:			\$6,279.58	\$0.00	\$6,279.58		



Filters: Cost Center Name Not Equal To DoNotReport; Billing Period Equal To 201101

elpaso

Energy CAP

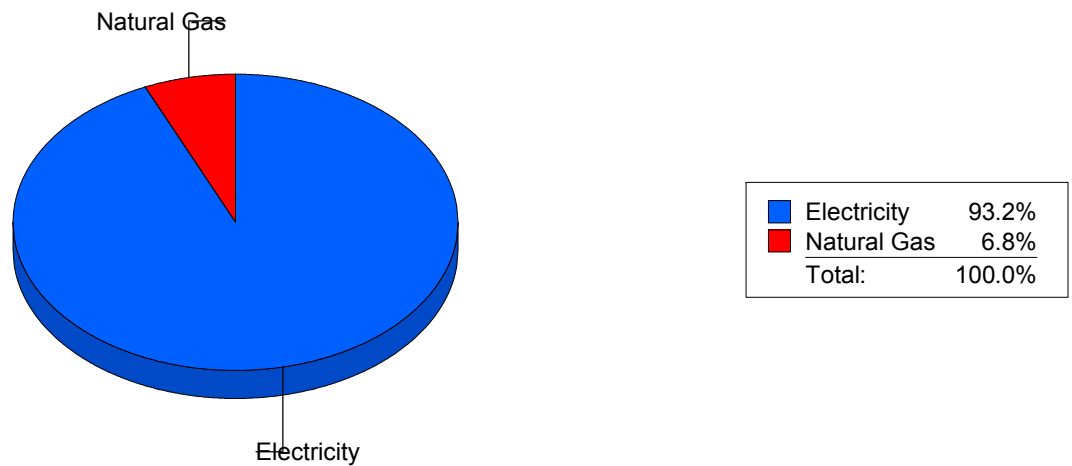
Cost Avoidance Program

Cost Summary Graph

Grouped by Energy Type

Energy Type	Use	Units	Meter Cost	Special Charges	Total Cost	Avg Unit Cost	% of Total Cost
Site: POWELL - POWELL							
Electricity	42,600	KWH	\$4,718.36	\$0.00	\$4,718.36	0.1108	93.22%
Natural Gas	544	CCF	\$342.93	\$0.00	\$342.93	0.6304	6.78%
Total Cost:			\$5,061.29	\$0.00	\$5,061.29		

For POWELL



Filters: Cost Center Name Not Equal To DoNotReport; Billing Period Equal To 201101

elpaso

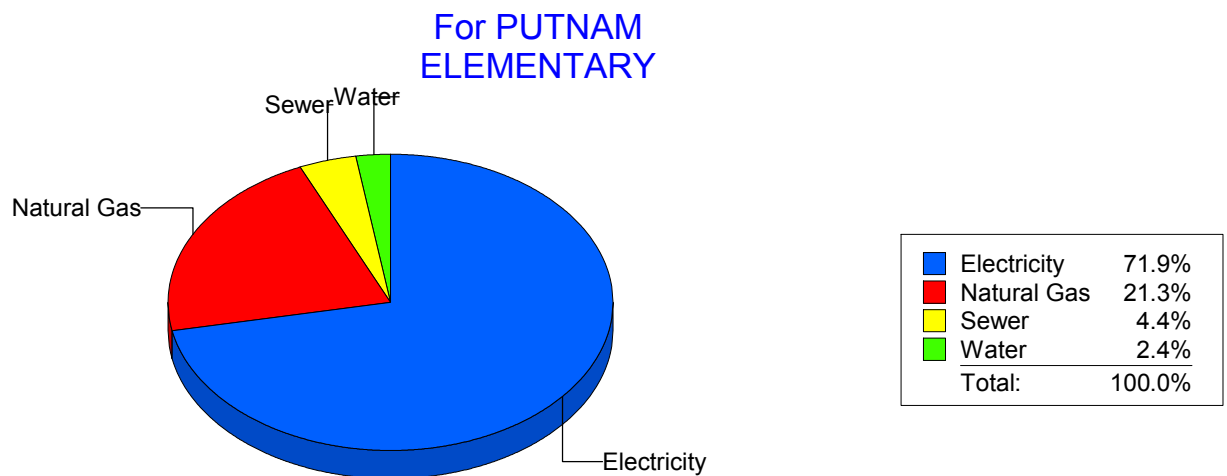
Energy CAP

Cost Avoidance Program

Cost Summary Graph

Grouped by Energy Type

Energy Type	Use	Units	Meter Cost	Special Charges	Total Cost	Avg Unit Cost	% of Total Cost
Site: PUTNAM ELEMENTARY - PUTNAM ELEMENTARY							
Electricity	39,874	KWH	\$4,499.29	\$0.00	\$4,499.29	0.1128	71.92%
Natural Gas	2,232	CCF	\$1,332.95	\$0.00	\$1,332.95	0.5972	21.31%
Water	59	CCF	\$150.09	\$0.00	\$150.09	2.5439	2.40%
Sewer	158	CCF	\$273.38	\$0.00	\$273.38	1.7303	4.37%
Total Cost:			\$6,255.71	\$0.00	\$6,255.71		



Filters: Cost Center Name Not Equal To DoNotReport; Billing Period Equal To 201101

elpaso

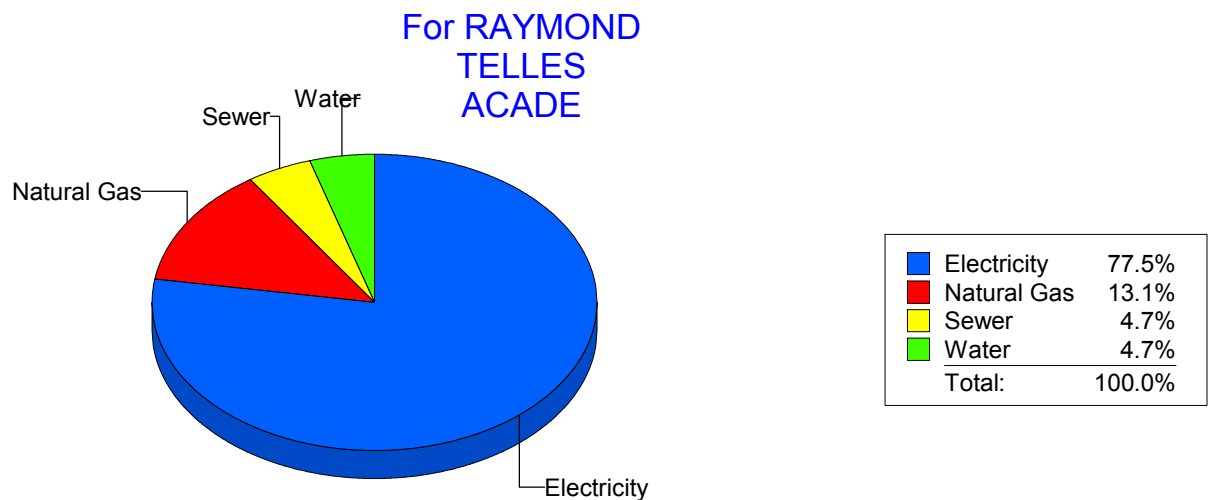
Energy CAP

Cost Avoidance Program

Cost Summary Graph

Grouped by Energy Type

Energy Type	Use	Units	Meter Cost	Special Charges	Total Cost	Avg Unit Cost	% of Total Cost
Site: RAYMOND TELLES ACADE - RAYMOND TELLES ACADE							
Electricity	37,200	KWH	\$3,866.26	\$0.00	\$3,866.26	0.1039	77.49%
Natural Gas	1,086	CCF	\$654.82	\$0.00	\$654.82	0.6030	13.12%
Water	60	CCF	\$234.02	\$0.00	\$234.02	3.9003	4.69%
Sewer	76	CCF	\$234.13	\$0.00	\$234.13	3.0807	4.69%
Total Cost:			\$4,989.23	\$0.00	\$4,989.23		



Filters: Cost Center Name Not Equal To DoNotReport; Billing Period Equal To 201101

elpaso

Energy CAP

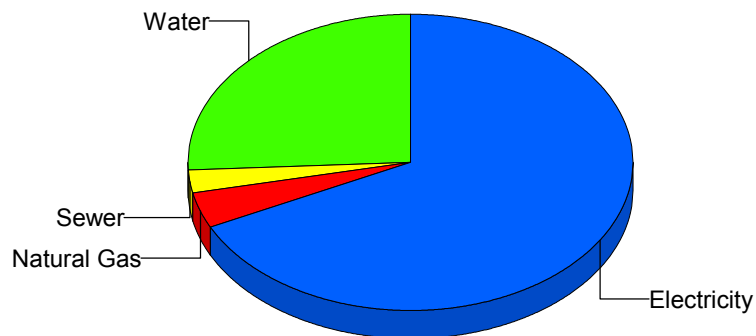
Cost Avoidance Program

Cost Summary Graph

Grouped by Energy Type

Energy Type	Use	Units	Meter Cost	Special Charges	Total Cost	Avg Unit Cost	% of Total Cost
Site: RICHARDSON MIDDLE - RICHARDSON MIDDLE							
Electricity	84,300	KWH	\$8,187.38	\$0.00	\$8,187.38	0.0971	67.65%
Natural Gas	808	CCF	\$493.75	\$0.00	\$493.75	0.6111	4.08%
Water	650	CCF	\$3,136.75	\$0.00	\$3,136.75	4.8258	25.92%
Sewer	116	CCF	\$284.93	\$0.00	\$284.93	2.4563	2.35%
Total Cost:			\$12,102.81	\$0.00	\$12,102.81		

For
RICHARDSON
MIDDLE



Electricity	67.6%
Natural Gas	4.1%
Sewer	2.4%
Water	25.9%
Total:	100.0%

Filters: Cost Center Name Not Equal To DoNotReport; Billing Period Equal To 201101

elpaso

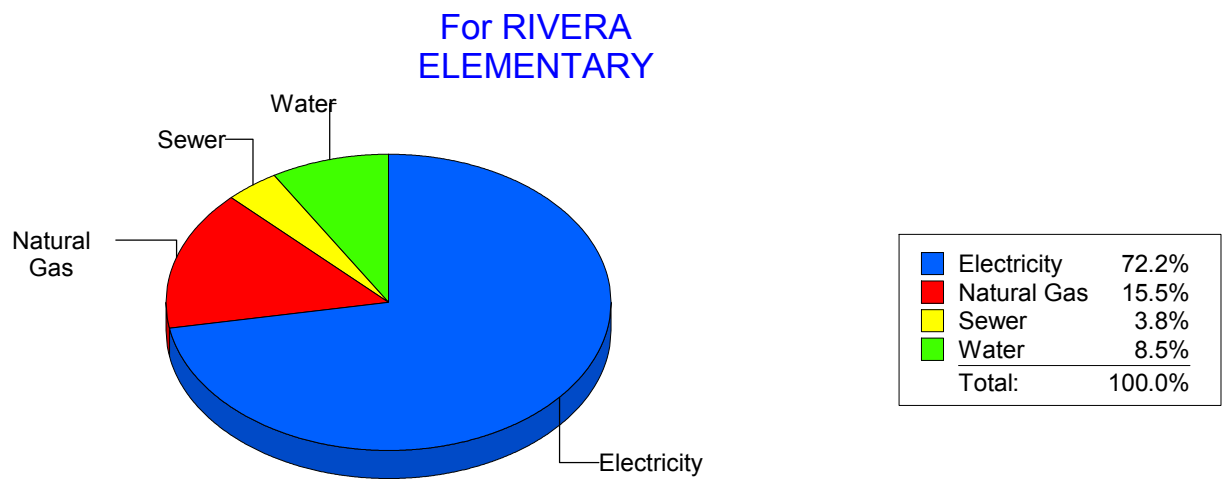
Energy CAP

Cost Avoidance Program

Cost Summary Graph

Grouped by Energy Type

Energy Type	Use	Units	Meter Cost	Special Charges	Total Cost	Avg Unit Cost	% of Total Cost
Site: RIVERA ELEMENTARY - RIVERA ELEMENTARY							
Electricity	48,900	KWH	\$5,319.25	\$0.00	\$5,319.25	0.1088	72.16%
Natural Gas	1,898	CCF	\$1,141.10	\$0.00	\$1,141.10	0.6012	15.48%
Water	186	CCF	\$629.12	\$0.00	\$629.12	3.3824	8.53%
Sewer	114	CCF	\$282.39	\$0.00	\$282.39	2.4771	3.83%
Total Cost:			\$7,371.86	\$0.00	\$7,371.86		



Filters: Cost Center Name Not Equal To DoNotReport; Billing Period Equal To 201101

elpaso

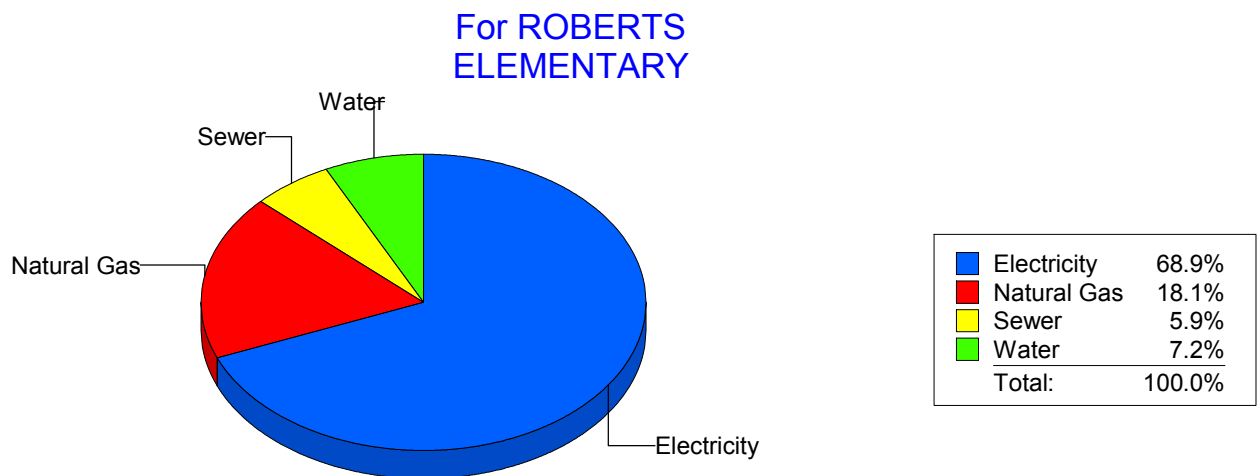
Energy CAP

Cost Avoidance Program

Cost Summary Graph

Grouped by Energy Type

Energy Type	Use	Units	Meter Cost	Special Charges	Total Cost	Avg Unit Cost	% of Total Cost
Site: ROBERTS ELEMENTARY - ROBERTS ELEMENTARY							
Electricity	45,746	KWH	\$4,618.20	\$0.00	\$4,618.20	0.1010	68.87%
Natural Gas	2,011	CCF	\$1,210.43	\$0.00	\$1,210.43	0.6019	18.05%
Water	231	CCF	\$481.54	\$0.00	\$481.54	2.0846	7.18%
Sewer	195	CCF	\$395.37	\$0.00	\$395.37	2.0275	5.90%
Total Cost:			\$6,705.54	\$0.00	\$6,705.54		



Filters: Cost Center Name Not Equal To DoNotReport; Billing Period Equal To 201101

elpaso

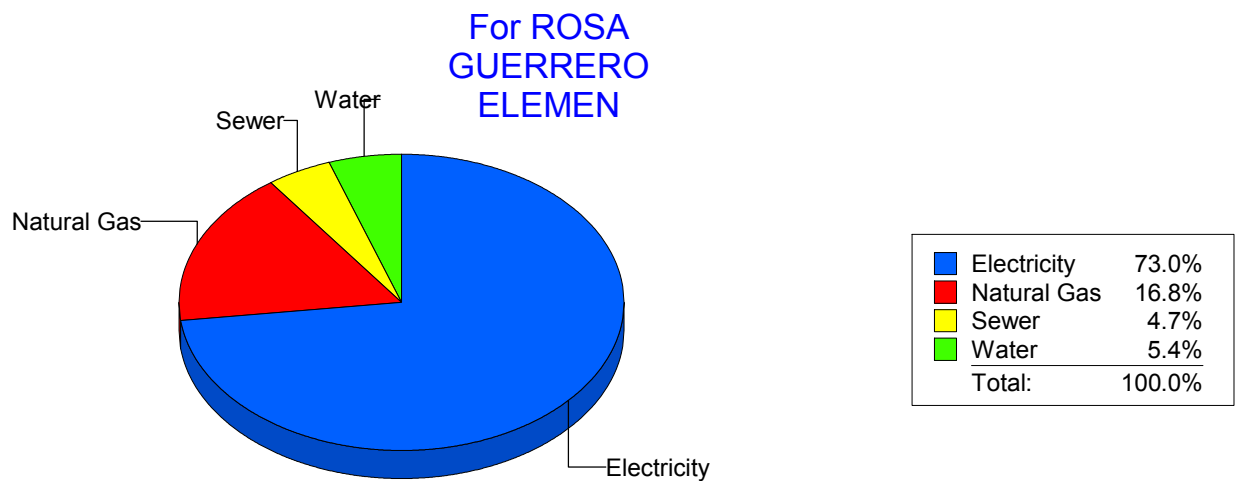
Energy CAP

Cost Avoidance Program

Cost Summary Graph

Grouped by Energy Type

Energy Type	Use	Units	Meter Cost	Special Charges	Total Cost	Avg Unit Cost	% of Total Cost
Site: ROSA GUERRERO ELEMEN - ROSA GUERRERO ELEMEN							
Electricity	51,500	KWH	\$5,864.54	\$0.00	\$5,864.54	0.1139	73.03%
Natural Gas	2,254	CCF	\$1,351.65	\$0.00	\$1,351.65	0.5997	16.83%
Water	225	CCF	\$435.03	\$0.00	\$435.03	1.9335	5.42%
Sewer	141	CCF	\$378.92	\$0.00	\$378.92	2.6874	4.72%
Total Cost:			\$8,030.14	\$0.00	\$8,030.14		



Filters: Cost Center Name Not Equal To DoNotReport; Billing Period Equal To 201101

elpaso

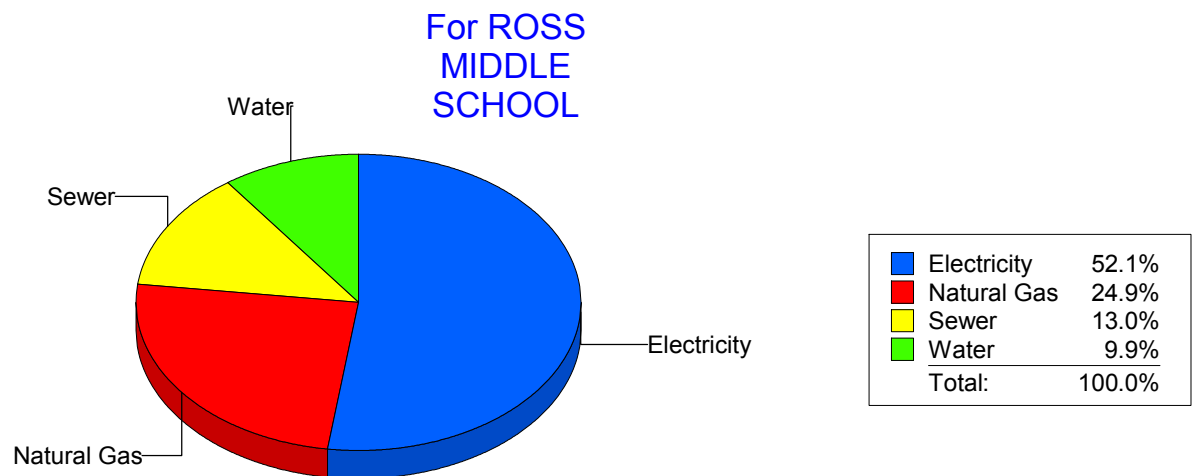
Energy CAP

Cost Avoidance Program

Cost Summary Graph

Grouped by Energy Type

Energy Type	Use	Units	Meter Cost	Special Charges	Total Cost	Avg Unit Cost	% of Total Cost
Site: ROSS MIDDLE SCHOOL - ROSS MIDDLE SCHOOL							
Electricity	51,505	KWH	\$5,574.77	\$0.00	\$5,574.77	0.1082	52.15%
Natural Gas	4,620	CCF	\$2,665.20	\$0.00	\$2,665.20	0.5769	24.93%
Water	644	CCF	\$1,058.99	\$0.00	\$1,058.99	1.6444	9.91%
Sewer	987	CCF	\$1,391.10	\$0.00	\$1,391.10	1.4094	13.01%
Total Cost:			\$10,690.06	\$0.00	\$10,690.06		



Filters: Cost Center Name Not Equal To DoNotReport; Billing Period Equal To 201101

elpaso

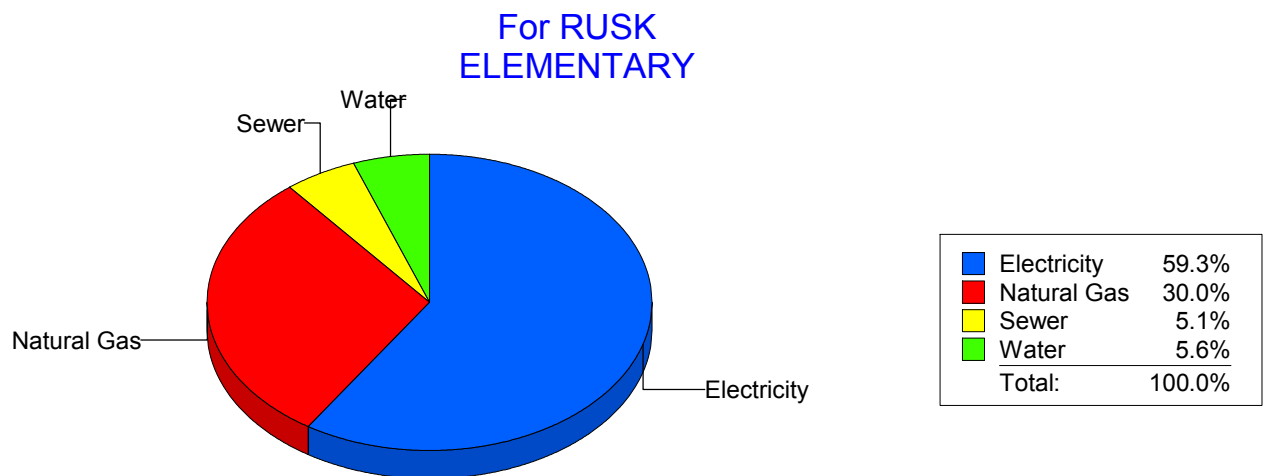
Energy CAP

Cost Avoidance Program

Cost Summary Graph

Grouped by Energy Type

Energy Type	Use	Units	Meter Cost	Special Charges	Total Cost	Avg Unit Cost	% of Total Cost
Site: RUSK ELEMENTARY - RUSK ELEMENTARY							
Electricity	24,061	KWH	\$2,904.03	\$0.00	\$2,904.03	0.1207	59.26%
Natural Gas	2,421	CCF	\$1,469.79	\$0.00	\$1,469.79	0.6071	29.99%
Water	97	CCF	\$276.61	\$0.00	\$276.61	2.8516	5.64%
Sewer	91	CCF	\$250.16	\$0.00	\$250.16	2.7490	5.10%
Total Cost:			\$4,900.59	\$0.00	\$4,900.59		



Filters: Cost Center Name Not Equal To DoNotReport; Billing Period Equal To 201101

elpaso

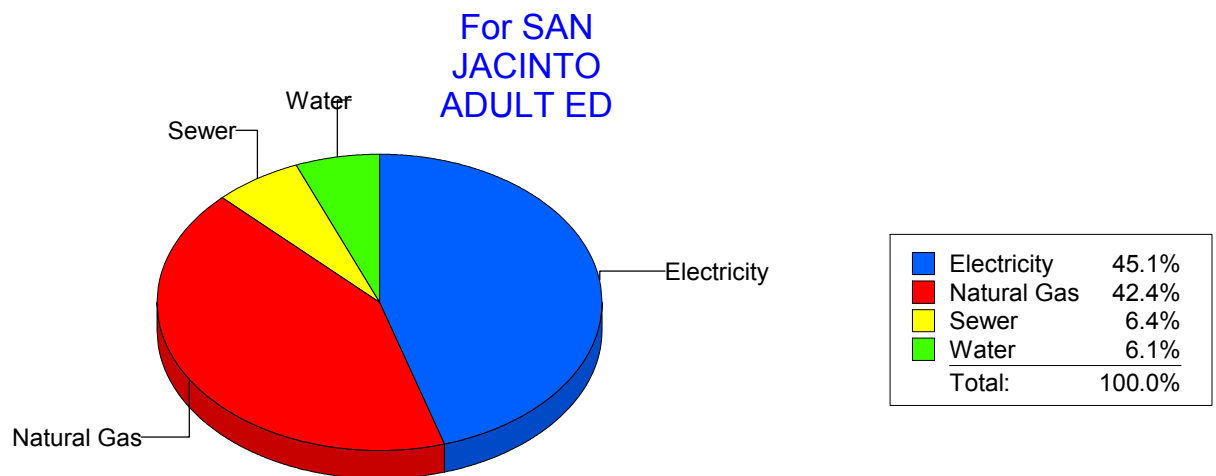
Energy CAP

Cost Avoidance Program

Cost Summary Graph

Grouped by Energy Type

Energy Type	Use	Units	Meter Cost	Special Charges	Total Cost	Avg Unit Cost	% of Total Cost
Site: SAN JACINTO ADULT ED - SAN JACINTO ADULT ED							
Electricity	6,500	KWH	\$776.07	\$0.00	\$776.07	0.1194	45.15%
Natural Gas	1,215	CCF	\$728.98	\$0.00	\$728.98	0.6000	42.41%
Water	29	CCF	\$104.68	\$0.00	\$104.68	3.6097	6.09%
Sewer	37	CCF	\$109.23	\$0.00	\$109.23	2.9522	6.35%
Total Cost:			\$1,718.96	\$0.00	\$1,718.96		



Filters: Cost Center Name Not Equal To DoNotReport; Billing Period Equal To 201101

elpaso

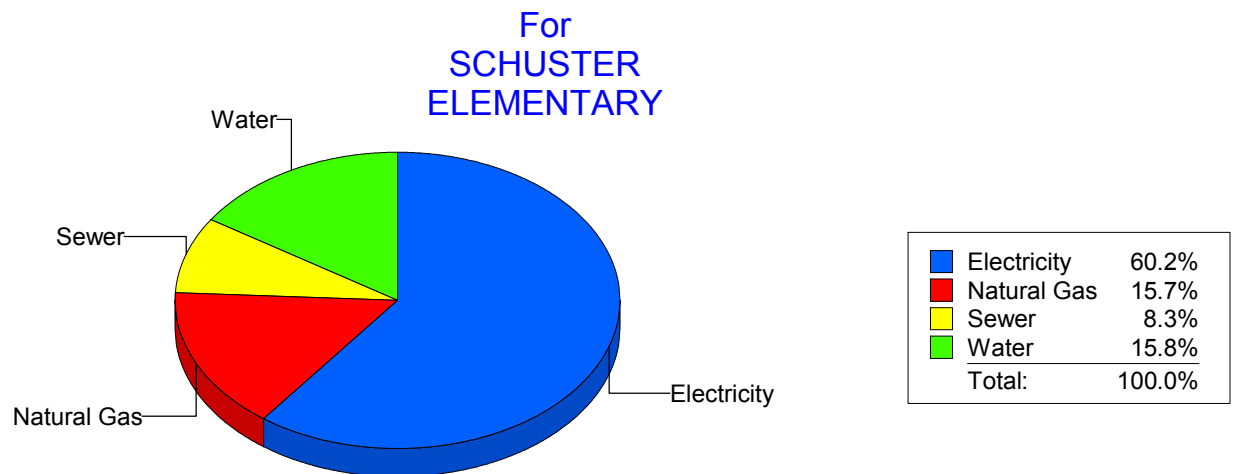
Energy CAP

Cost Avoidance Program

Cost Summary Graph

Grouped by Energy Type

Energy Type	Use	Units	Meter Cost	Special Charges	Total Cost	Avg Unit Cost	% of Total Cost
Site: SCHUSTER ELEMENTARY - SCHUSTER ELEMENTARY							
Electricity	21,520	KWH	\$2,043.80	\$0.00	\$2,043.80	0.0950	60.16%
Natural Gas	878	CCF	\$533.73	\$0.00	\$533.73	0.6079	15.71%
Water	305	CCF	\$538.03	\$0.00	\$538.03	1.7640	15.84%
Sewer	173	CCF	\$281.95	\$0.00	\$281.95	1.6298	8.30%
Total Cost:			\$3,397.51	\$0.00	\$3,397.51		



Filters: Cost Center Name Not Equal To DoNotReport; Billing Period Equal To 201101

elpaso

Energy CAP

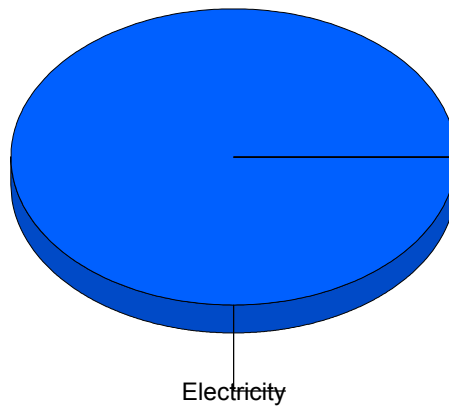
Cost Avoidance Program

Cost Summary Graph

Grouped by Energy Type

Energy Type	Use	Units	Meter Cost	Special Charges	Total Cost	Avg Unit Cost	% of Total Cost
Site: SKYPARK - SKY PARK							
Electricity	2,472 KWH		\$339.07	\$0.00	\$339.07	0.1372	100.00%
Total Cost:			\$339.07	\$0.00	\$339.07		

For SKY PARK



■ Electricity	100.0%
Total:	100.0%

Filters: Cost Center Name Not Equal To DoNotReport; Billing Period Equal To 201101

elpaso

Energy CAP

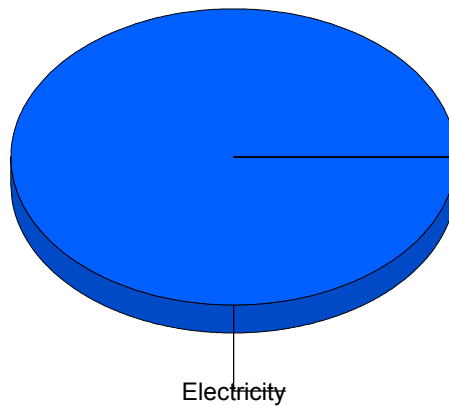
Cost Avoidance Program

Cost Summary Graph

Grouped by Energy Type

Energy Type	Use	Units	Meter Cost	Special Charges	Total Cost	Avg Unit Cost	% of Total Cost
Site: SKYPARKIB1 - SKY PARK I B1							
Electricity		2,761 KWH	\$375.72	\$0.00	\$375.72	0.1361	100.00%
Total Cost:			\$375.72	\$0.00	\$375.72		

For SKY PARK
I B1



■ Electricity	100.0%
Total:	100.0%

Filters: Cost Center Name Not Equal To DoNotReport; Billing Period Equal To 201101

elpaso

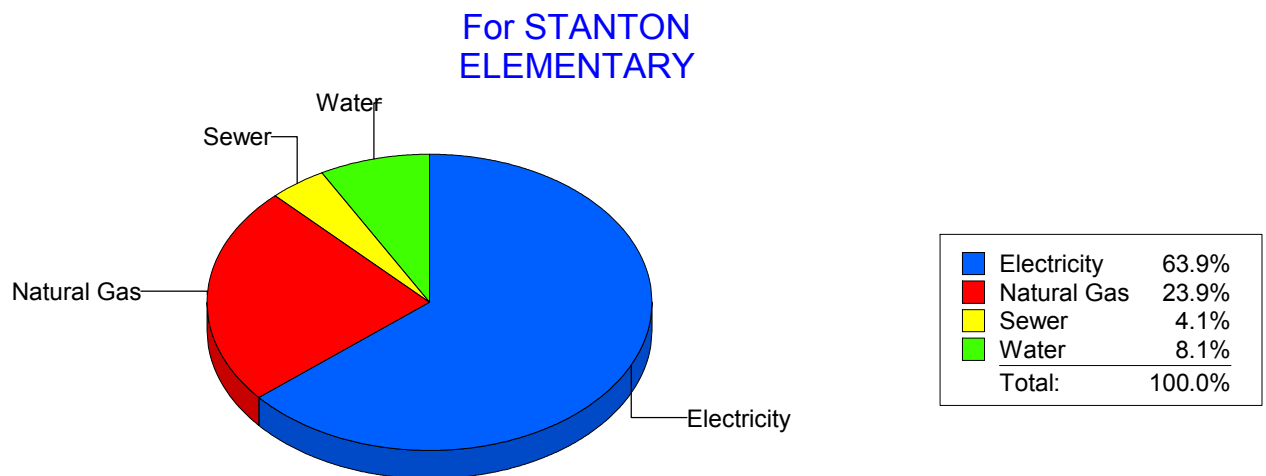
Energy CAP

Cost Avoidance Program

Cost Summary Graph

Grouped by Energy Type

Energy Type	Use	Units	Meter Cost	Special Charges	Total Cost	Avg Unit Cost	% of Total Cost
Site: STANTON ELEMENTARY - STANTON ELEMENTARY							
Electricity	32,826	KWH	\$3,641.62	\$0.00	\$3,641.62	0.1109	63.92%
Natural Gas	2,277	CCF	\$1,360.44	\$0.00	\$1,360.44	0.5975	23.88%
Water	194	CCF	\$460.34	\$0.00	\$460.34	2.3729	8.08%
Sewer	97	CCF	\$234.91	\$0.00	\$234.91	2.4218	4.12%
Total Cost:			\$5,697.31	\$0.00	\$5,697.31		



Filters: Cost Center Name Not Equal To DoNotReport; Billing Period Equal To 201101

elpaso

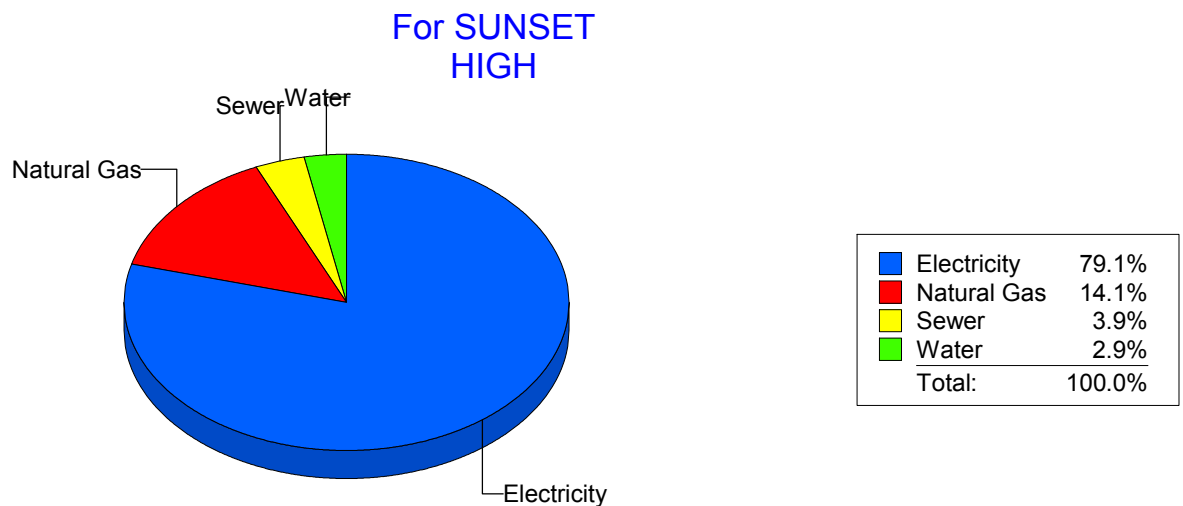
Energy CAP

Cost Avoidance Program

Cost Summary Graph

Grouped by Energy Type

Energy Type	Use	Units	Meter Cost	Special Charges	Total Cost	Avg Unit Cost	% of Total Cost
Site: SUNSET HIGH - SUNSET HIGH							
Electricity	17,760	KWH	\$1,774.08	\$0.00	\$1,774.08	0.0999	79.11%
Natural Gas	498	CCF	\$316.54	\$0.00	\$316.54	0.6356	14.12%
Water	2	CCF	\$65.53	\$0.00	\$65.53	32.7650	2.92%
Sewer	19	CCF	\$86.37	\$0.00	\$86.37	4.5458	3.85%
Total Cost:			\$2,242.52	\$0.00	\$2,242.52		



Filters: Cost Center Name Not Equal To DoNotReport; Billing Period Equal To 201101

elpaso

Energy CAP

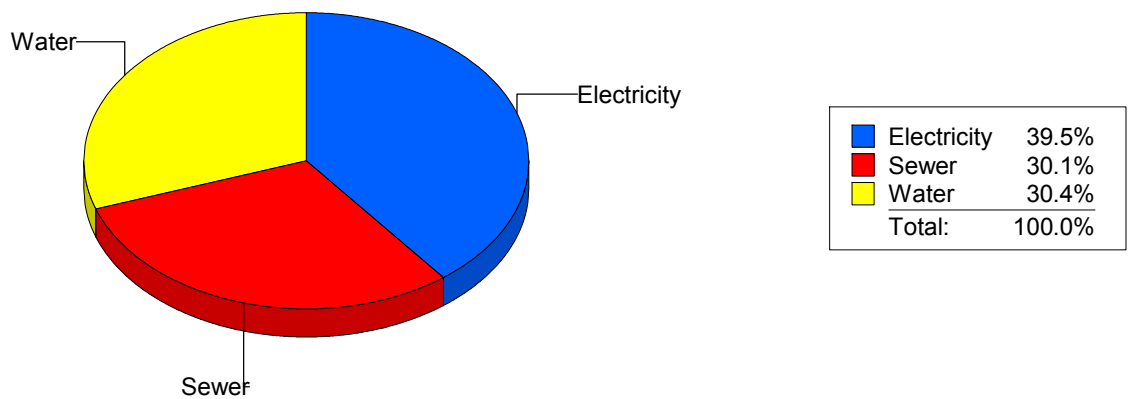
Cost Avoidance Program

Cost Summary Graph

Grouped by Energy Type

Energy Type	Use	Units	Meter Cost	Special Charges	Total Cost	Avg Unit Cost	% of Total Cost
Site: TENNISCENTER - TENNIS CENTER							
Electricity		39 KWH	\$83.25	\$0.00	\$83.25	2.1346	39.48%
Water		1 CCF	\$64.08	\$0.00	\$64.08	64.0800	30.39%
Sewer		1 CCF	\$63.51	\$0.00	\$63.51	63.5100	30.12%
Total Cost:			\$210.84	\$0.00	\$210.84		

For TENNIS
CENTER



Filters: Cost Center Name Not Equal To DoNotReport; Billing Period Equal To 201101

elpaso

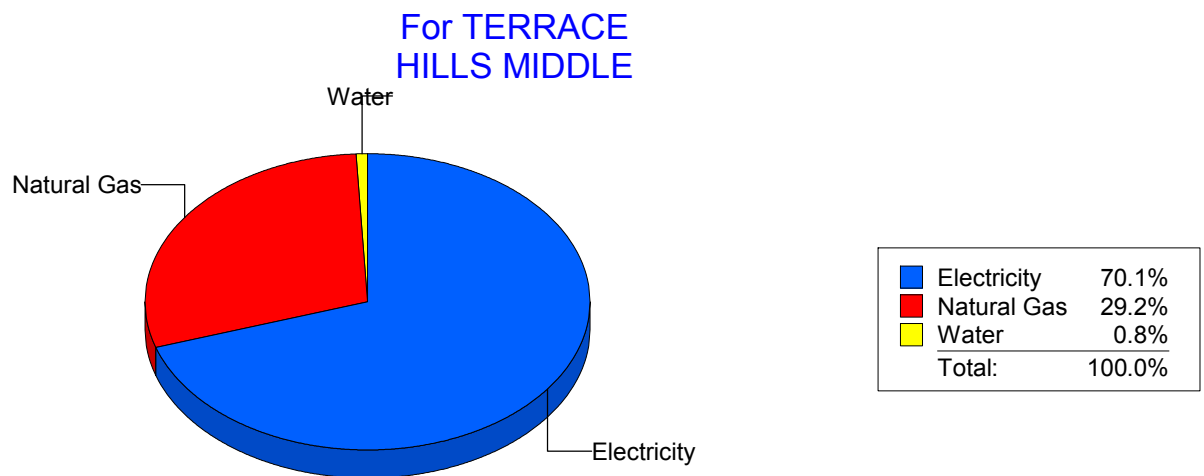
Energy CAP

Cost Avoidance Program

Cost Summary Graph

Grouped by Energy Type

Energy Type	Use	Units	Meter Cost	Special Charges	Total Cost	Avg Unit Cost	% of Total Cost
Site: TERRACE HILLS MIDDLE - TERRACE HILLS MIDDLE							
Electricity	33,150	KWH	\$3,214.36	\$0.00	\$3,214.36	0.0970	70.05%
Natural Gas	2,240	CCF	\$1,337.90	\$0.00	\$1,337.90	0.5973	29.16%
Water	0	CCF	\$36.36	\$0.00	\$36.36	0.0000	0.79%
Total Cost:			\$4,588.62	\$0.00	\$4,588.62		



Filters: Cost Center Name Not Equal To DoNotReport; Billing Period Equal To 201101

elpaso

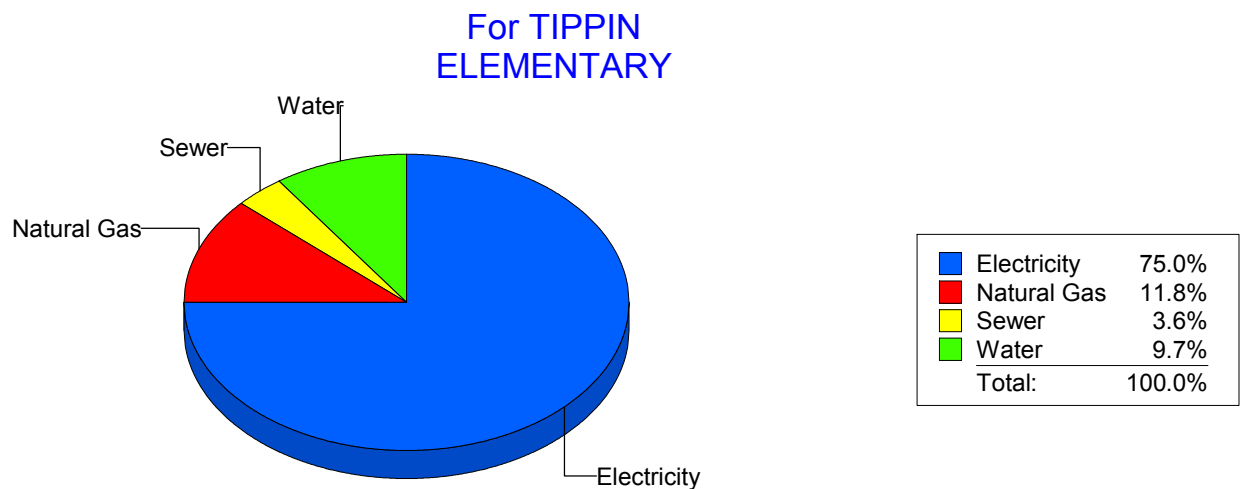
Energy CAP

Cost Avoidance Program

Cost Summary Graph

Grouped by Energy Type

Energy Type	Use	Units	Meter Cost	Special Charges	Total Cost	Avg Unit Cost	% of Total Cost
Site: TIPPIN - TIPPIN ELEMENTARY							
Electricity	44,160	KWH	\$5,804.87	\$0.00	\$5,804.87	0.1315	74.96%
Natural Gas	1,541	CCF	\$912.50	\$0.00	\$912.50	0.5921	11.78%
Water	167	CCF	\$747.77	\$0.00	\$747.77	4.4777	9.66%
Sewer	111	CCF	\$278.58	\$0.00	\$278.58	2.5097	3.60%
Total Cost:			\$7,743.72	\$0.00	\$7,743.72		



Filters: Cost Center Name Not Equal To DoNotReport; Billing Period Equal To 201101

elpaso

Energy CAP

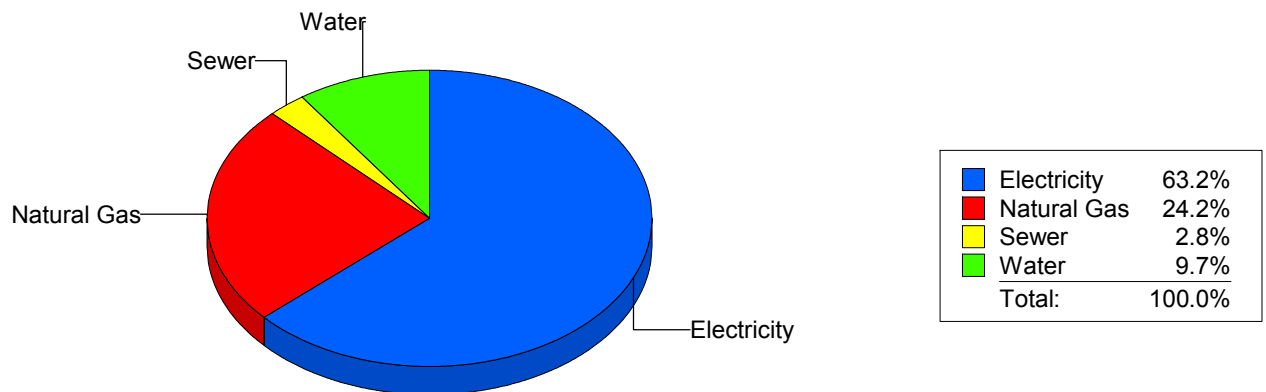
Cost Avoidance Program

Cost Summary Graph

Grouped by Energy Type

Energy Type	Use	Units	Meter Cost	Special Charges	Total Cost	Avg Unit Cost	% of Total Cost
Site: TOMLEA - TOM LEA							
Electricity	45,720	KWH	\$4,861.81	\$0.00	\$4,861.81	0.1063	63.23%
Natural Gas	3,205	CCF	\$1,860.99	\$0.00	\$1,860.99	0.5807	24.20%
Water	195	CCF	\$747.85	\$0.00	\$747.85	3.8351	9.73%
Sewer	64	CCF	\$218.89	\$0.00	\$218.89	3.4202	2.85%
Total Cost:			\$7,689.54	\$0.00	\$7,689.54		

For TOM LEA



Filters: Cost Center Name Not Equal To DoNotReport; Billing Period Equal To 201101

elpaso

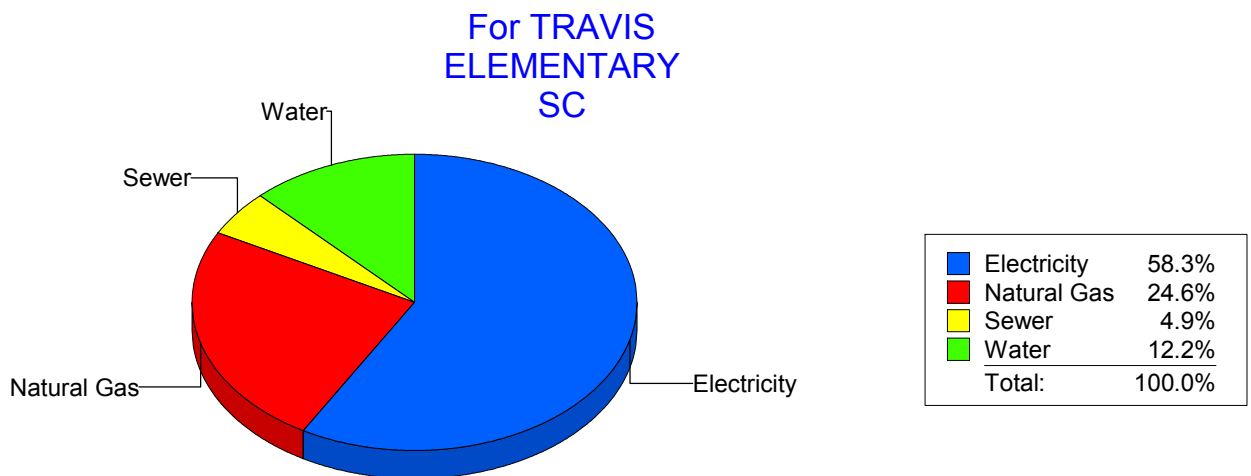
Energy CAP

Cost Avoidance Program

Cost Summary Graph

Grouped by Energy Type

Energy Type	Use	Units	Meter Cost	Special Charges	Total Cost	Avg Unit Cost	% of Total Cost
Site: TRAVIS ELEMENTARY SC - TRAVIS ELEMENTARY SC							
Electricity	25,936	KWH	\$2,828.06	\$0.00	\$2,828.06	0.1090	58.27%
Natural Gas	1,993	CCF	\$1,195.61	\$0.00	\$1,195.61	0.5999	24.63%
Water	159	CCF	\$593.84	\$0.00	\$593.84	3.7348	12.23%
Sewer	98	CCF	\$236.18	\$0.00	\$236.18	2.4100	4.87%
Total Cost:			\$4,853.69	\$0.00	\$4,853.69		



Filters: Cost Center Name Not Equal To DoNotReport; Billing Period Equal To 201101

elpaso

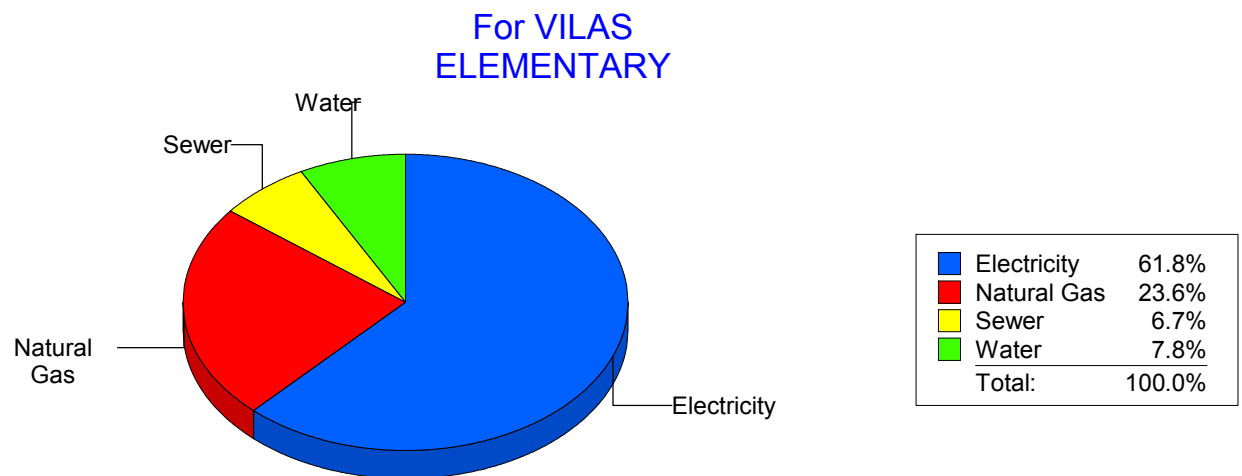
Energy CAP

Cost Avoidance Program

Cost Summary Graph

Grouped by Energy Type

Energy Type	Use	Units	Meter Cost	Special Charges	Total Cost	Avg Unit Cost	% of Total Cost
Site: VILAS ELEMENTARY - VILAS ELEMENTARY							
Electricity	31,202	KWH	\$4,017.85	\$0.00	\$4,017.85	0.1288	61.84%
Natural Gas	2,465	CCF	\$1,536.03	\$0.00	\$1,536.03	0.6231	23.64%
Water	133	CCF	\$504.77	\$0.00	\$504.77	3.7953	7.77%
Sewer	141	CCF	\$438.14	\$0.00	\$438.14	3.1074	6.74%
Total Cost:			\$6,496.79	\$0.00	\$6,496.79		



Filters: Cost Center Name Not Equal To DoNotReport; Billing Period Equal To 201101

elpaso

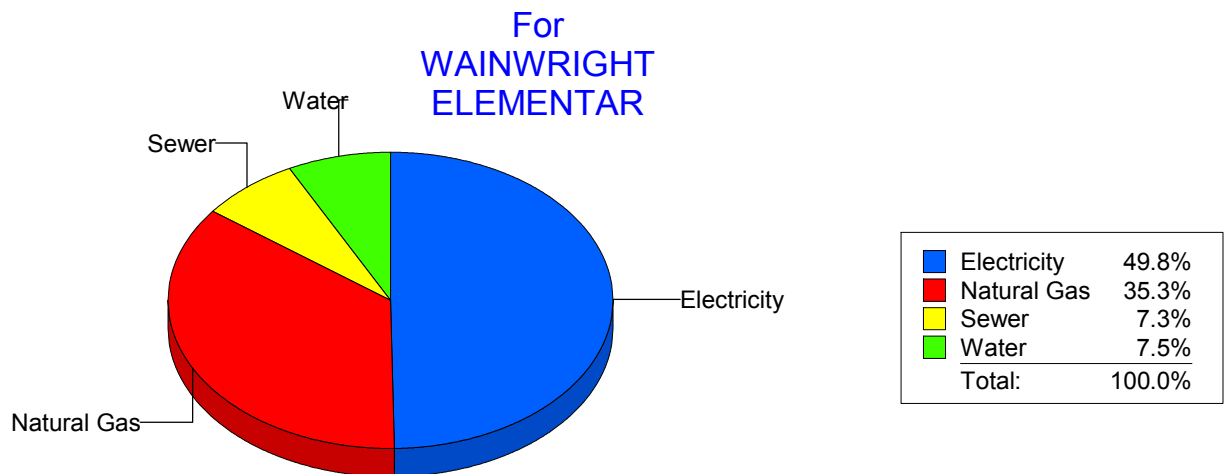
Energy CAP

Cost Avoidance Program

Cost Summary Graph

Grouped by Energy Type

Energy Type	Use	Units	Meter Cost	Special Charges	Total Cost	Avg Unit Cost	% of Total Cost
Site: WAINWRIGHT ELEMENTAR - WAINWRIGHT ELEMENTAR							
Electricity	8,067	KWH	\$1,009.55	\$0.00	\$1,009.55	0.1251	49.84%
Natural Gas	1,093	CCF	\$715.26	\$0.00	\$715.26	0.6544	35.31%
Water	10	CCF	\$152.41	\$0.00	\$152.41	15.2410	7.52%
Sewer	11	CCF	\$148.56	\$0.00	\$148.56	13.5055	7.33%
Total Cost:			\$2,025.78	\$0.00	\$2,025.78		



Filters: Cost Center Name Not Equal To DoNotReport; Billing Period Equal To 201101

elpaso

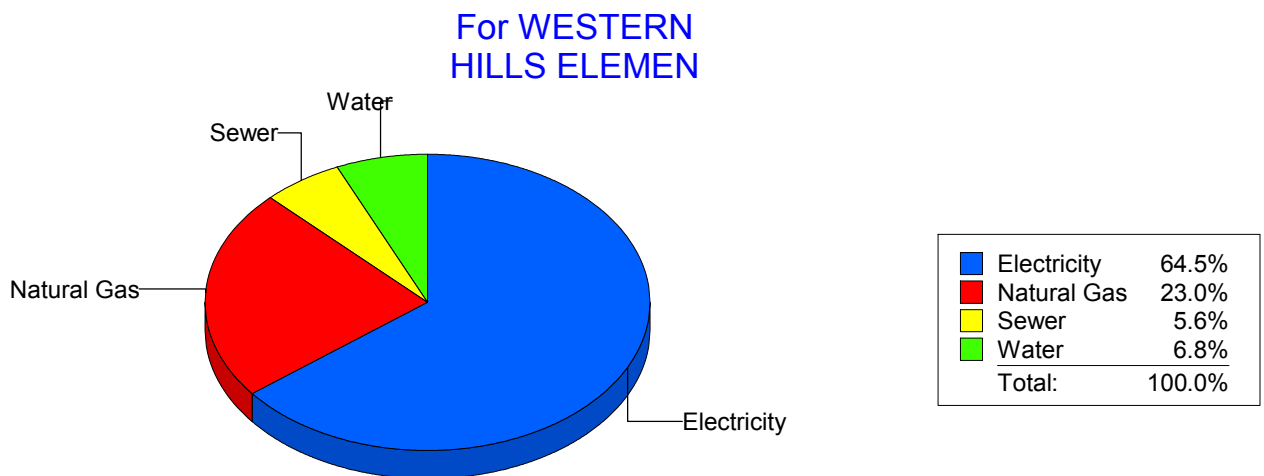
Energy CAP

Cost Avoidance Program

Cost Summary Graph

Grouped by Energy Type

Energy Type	Use	Units	Meter Cost	Special Charges	Total Cost	Avg Unit Cost	% of Total Cost
Site: WESTERN HILLS ELEMEN - WESTERN HILLS ELEMEN							
Electricity	39,600	KWH	\$4,162.05	\$0.00	\$4,162.05	0.1051	64.53%
Natural Gas	2,543	CCF	\$1,484.90	\$0.00	\$1,484.90	0.5839	23.02%
Water	141	CCF	\$438.33	\$0.00	\$438.33	3.1087	6.80%
Sewer	120	CCF	\$364.35	\$0.00	\$364.35	3.0363	5.65%
Total Cost:			\$6,449.63	\$0.00	\$6,449.63		



Filters: Cost Center Name Not Equal To DoNotReport; Billing Period Equal To 201101

el Paso

Energy CAP

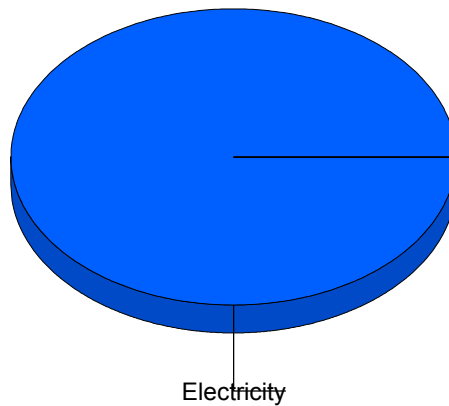
Cost Avoidance Program

Cost Summary Graph

Grouped by Energy Type

Energy Type	Use	Units	Meter Cost	Special Charges	Total Cost	Avg Unit Cost	% of Total Cost
Site: WESTSIDE TRANSPORTAT - WESTSIDE TRANSPORTAT							
Electricity		2,076 KWH	\$254.27	\$0.00	\$254.27	0.1225	100.00%
Total Cost:			\$254.27	\$0.00	\$254.27		

For WESTSIDE
TRANSPORTAT



■ Electricity	100.0%
Total:	100.0%

Filters: Cost Center Name Not Equal To DoNotReport; Billing Period Equal To 201101

elpaso

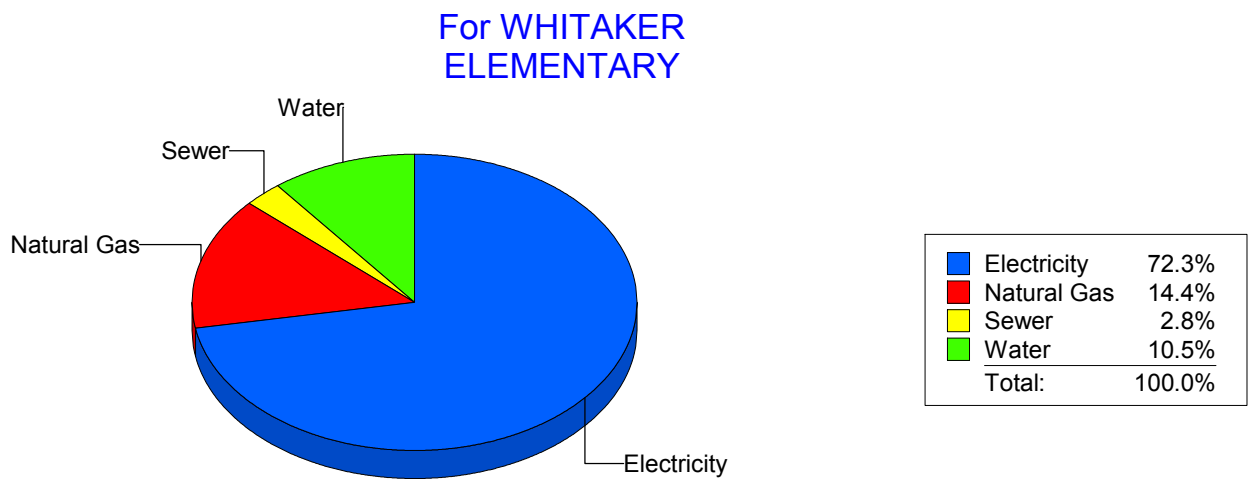
Energy CAP

Cost Avoidance Program

Cost Summary Graph

Grouped by Energy Type

Energy Type	Use	Units	Meter Cost	Special Charges	Total Cost	Avg Unit Cost	% of Total Cost
Site: WHITAKER ELEMENTARY - WHITAKER ELEMENTARY							
Electricity	68,760	KWH	\$6,738.25	\$0.00	\$6,738.25	0.0980	72.31%
Natural Gas	2,300	CCF	\$1,346.09	\$0.00	\$1,346.09	0.5853	14.45%
Water	409	CCF	\$975.66	\$0.00	\$975.66	2.3855	10.47%
Sewer	95	CCF	\$258.26	\$0.00	\$258.26	2.7185	2.77%
Total Cost:			\$9,318.26	\$0.00	\$9,318.26		



Filters: Cost Center Name Not Equal To DoNotReport; Billing Period Equal To 201101

elpaso

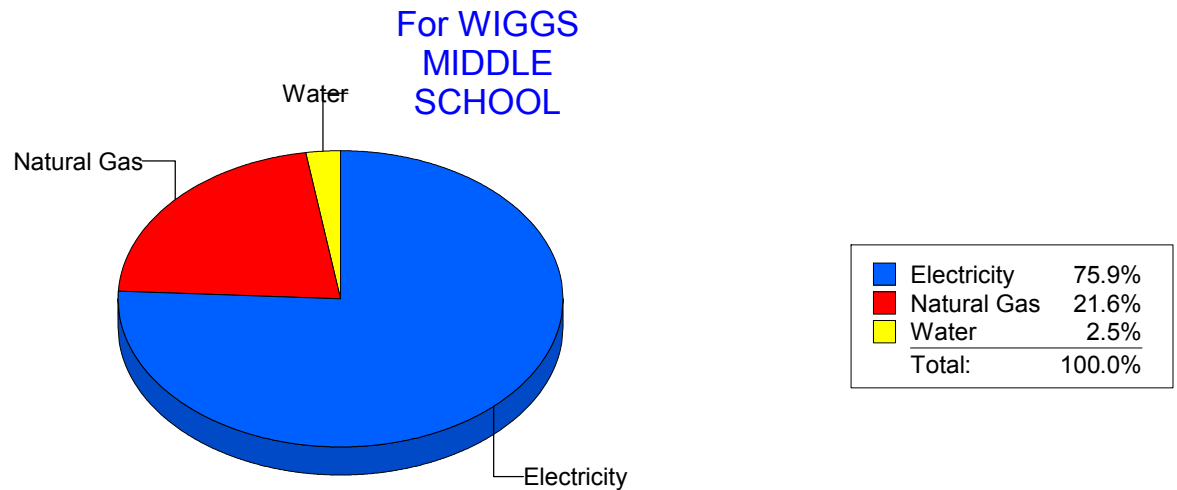
Energy CAP

Cost Avoidance Program

Cost Summary Graph

Grouped by Energy Type

Energy Type	Use	Units	Meter Cost	Special Charges	Total Cost	Avg Unit Cost	% of Total Cost
Site: WIGGS MIDDLE SCHOOL - WIGGS MIDDLE SCHOOL							
Electricity	57,080	KWH	\$5,760.47	\$0.00	\$5,760.47	0.1009	75.87%
Natural Gas	2,812	CCF	\$1,638.58	\$0.00	\$1,638.58	0.5827	21.58%
Water	0	CCF	\$193.48	\$0.00	\$193.48	0.0000	2.55%
Total Cost:			\$7,592.53	\$0.00	\$7,592.53		



Filters: Cost Center Name Not Equal To DoNotReport; Billing Period Equal To 201101

elpaso

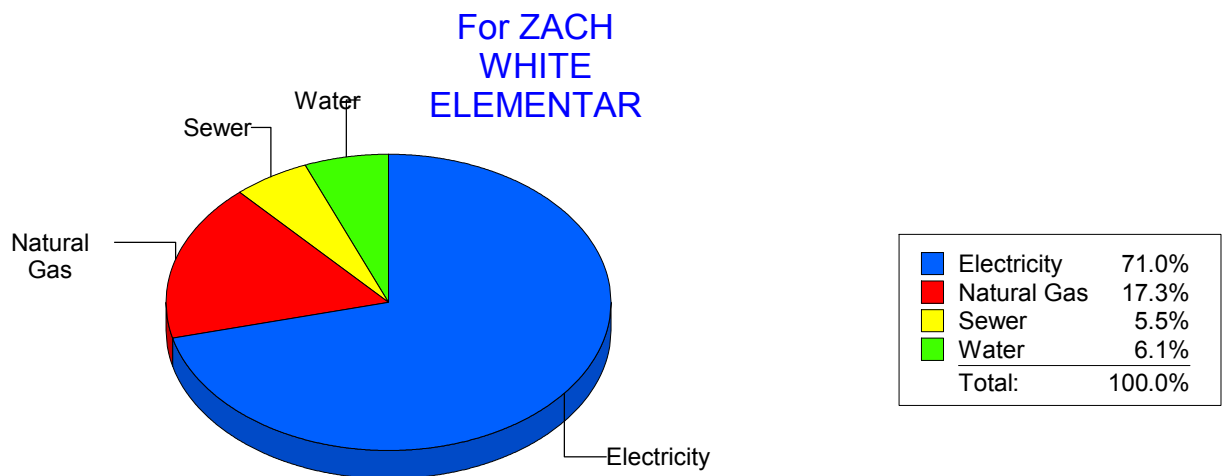
Energy CAP

Cost Avoidance Program

Cost Summary Graph

Grouped by Energy Type

Energy Type	Use	Units	Meter Cost	Special Charges	Total Cost	Avg Unit Cost	% of Total Cost
Site: ZACH WHITE ELEMENTAR - ZACH WHITE ELEMENTAR							
Electricity	43,800	KWH	\$5,189.53	\$0.00	\$5,189.53	0.1185	71.04%
Natural Gas	2,097	CCF	\$1,265.31	\$0.00	\$1,265.31	0.6034	17.32%
Water	75	CCF	\$447.56	\$0.00	\$447.56	5.9675	6.13%
Sewer	111	CCF	\$403.06	\$0.00	\$403.06	3.6312	5.52%
Total Cost:			\$7,305.46	\$0.00	\$7,305.46		



Filters: Cost Center Name Not Equal To DoNotReport; Billing Period Equal To 201101

elpaso

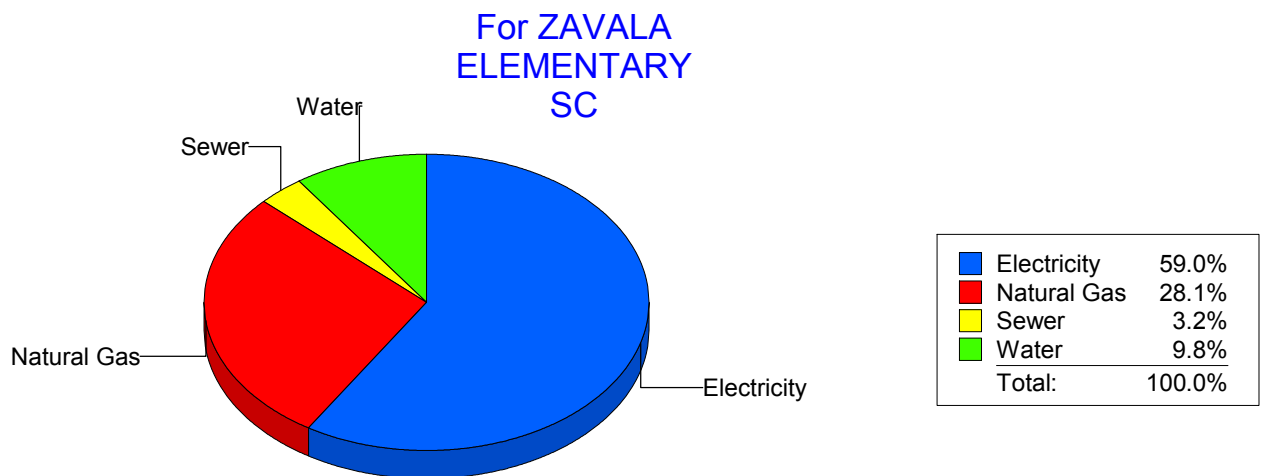
Energy CAP

Cost Avoidance Program

Cost Summary Graph

Grouped by Energy Type

Energy Type	Use	Units	Meter Cost	Special Charges	Total Cost	Avg Unit Cost	% of Total Cost
Site: ZAVALA ELEMENTARY SC - ZAVALA ELEMENTARY SC							
Electricity	27,253	KWH	\$2,277.84	\$0.00	\$2,277.84	0.0836	58.95%
Natural Gas	1,837	CCF	\$1,085.55	\$0.00	\$1,085.55	0.5909	28.09%
Water	78	CCF	\$378.58	\$0.00	\$378.58	4.8536	9.80%
Sewer	47	CCF	\$121.93	\$0.00	\$121.93	2.5943	3.16%
Total Cost:			\$3,863.90	\$0.00	\$3,863.90		



Filters: Cost Center Name Not Equal To DoNotReport; Billing Period Equal To 201101

elpaso

Energy CAP

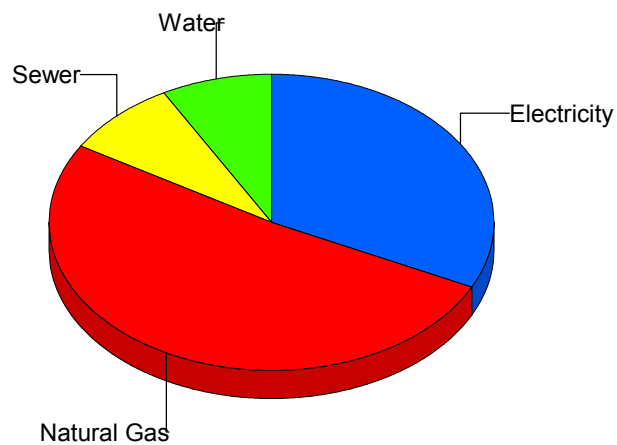
Cost Avoidance Program

Cost Summary Graph

Grouped by Energy Type

Energy Type	Use	Units	Meter Cost	Special Charges	Total Cost	Avg Unit Cost	% of Total Cost
Site: ZUNI COTTAGES - ZUNI COTTAGES							
Electricity		500 KWH	\$86.10	\$0.00	\$86.10	0.1722	32.22%
Natural Gas		147 CCF	\$136.95	\$0.00	\$136.95	0.9316	51.25%
Water		0 CCF	\$21.40	\$0.00	\$21.40	0.0000	8.01%
Sewer		2 CCF	\$22.76	\$0.00	\$22.76	11.3800	8.52%
Total Cost:			\$267.21	\$0.00	\$267.21		

For ZUNI COTTAGES



Electricity	32.2%
Natural Gas	51.3%
Sewer	8.5%
Water	8.0%
Total:	100.0%

Filters: Cost Center Name Not Equal To DoNotReport; Billing Period Equal To 201101

elpaso

Energy CAP

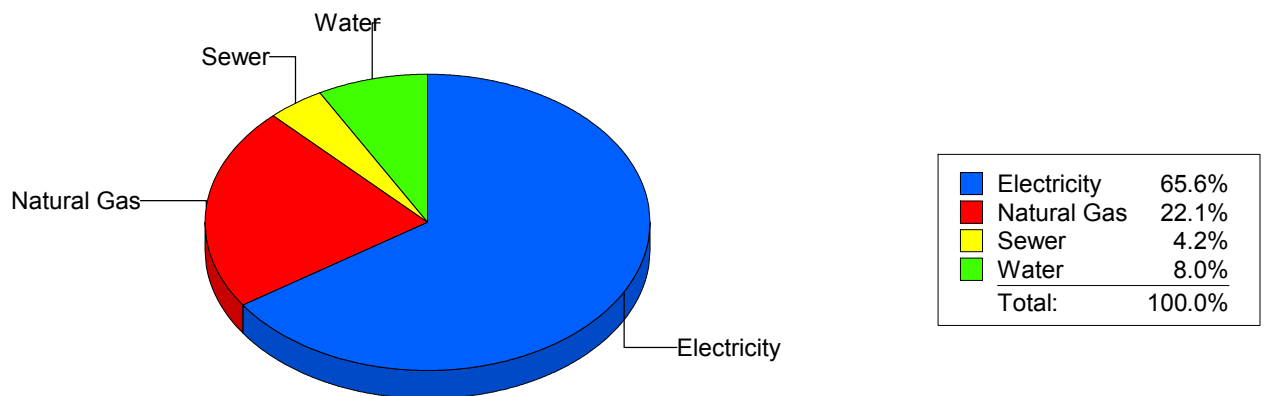
Cost Avoidance Program

Cost Summary Graph

Grouped by Energy Type

Energy Type	Use	Units	Meter Cost	Special Charges	Total Cost	Avg Unit Cost	% of Total Cost
All Sites							
Electricity	5,660,596	KWH	\$581,308.62	\$0.00	\$581,308.62	0.1027	65.62%
Natural Gas	335,730	CCF	\$196,166.99	\$0.00	\$196,166.99	0.5843	22.14%
Water	25,951	CCF	\$71,065.54	\$0.00	\$71,065.54	2.7385	8.02%
Sewer	16,448	CCF	\$37,339.91	\$0.00	\$37,339.91	2.2702	4.22%
Total Cost:			\$885,881.06	\$0.00	\$885,881.06		

For All Sites



Filters: Cost Center Name Not Equal To DoNotReport; Billing Period Equal To 201101