

**el Paso**

Energy CAP

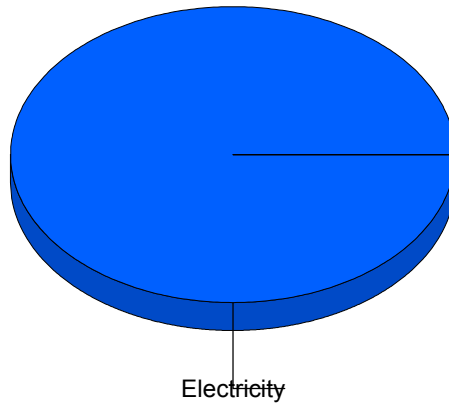
Cost Avoidance Program

**Cost Summary Graph**

Grouped by Energy Type

Energy Type	Use	Units	Meter Cost	Special Charges	Total Cost	Avg Unit Cost	% of Total Cost
Site: ALAMO ELEMENTARY SCH - ALAMO ELEMENTARY SCH							
Electricity		5,250 KWH	\$589.48	\$0.00	\$589.48	0.1123	100.00%
<b>Total Cost:</b>			<b>\$589.48</b>	<b>\$0.00</b>	<b>\$589.48</b>		

For ALAMO  
ELEMENTARY  
SCH



■ Electricity	100.0%
Total:	100.0%

*Filters: Cost Center Name Not Equal To DoNotReport; Billing Period Equal To 201501All Meter CodesAll Group Names*

**el paso**

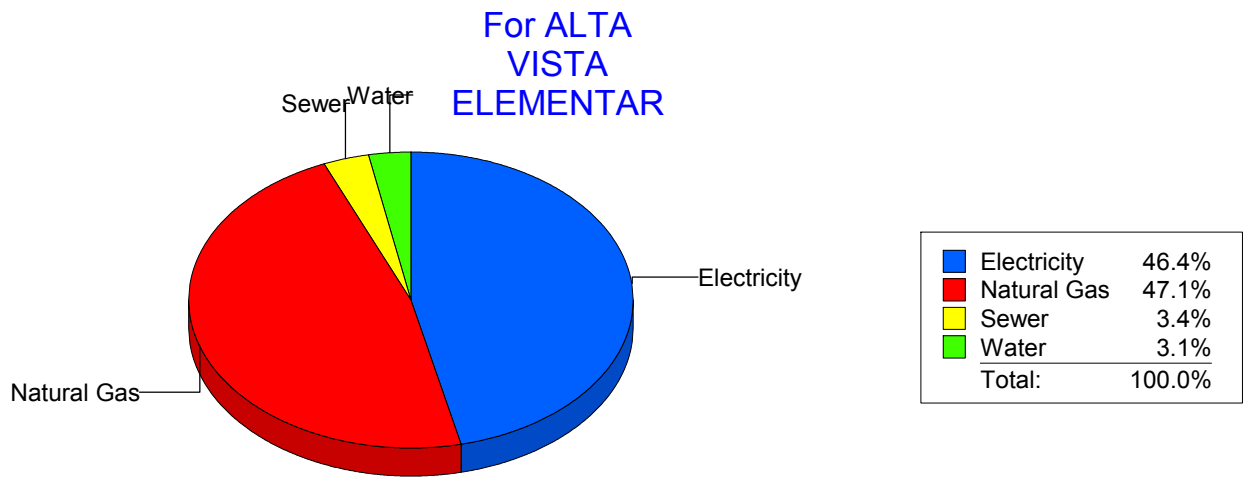
Energy CAP

Cost Avoidance Program

**Cost Summary Graph**

Grouped by Energy Type

Energy Type	Use	Units	Meter Cost	Special Charges	Total Cost	Avg Unit Cost	% of Total Cost
<b>Site: ALTA VISTA ELEMENTAR - ALTA VISTA ELEMENTAR</b>							
Electricity	25,950	KWH	\$2,877.80	\$0.00	\$2,877.80	0.1109	46.42%
Natural Gas	4,079	CCF	\$2,919.39	\$0.00	\$2,919.39	0.7157	47.10%
Water	68	CCF	\$190.82	\$0.00	\$190.82	2.8062	3.08%
Sewer	104	CCF	\$210.84	\$0.00	\$210.84	2.0273	3.40%
<b>Total Cost:</b>			<b>\$6,198.85</b>	<b>\$0.00</b>	<b>\$6,198.85</b>		



*Filters: Cost Center Name Not Equal To DoNotReport; Billing Period Equal To 201501All Meter CodesAll Group Names*

**elpaso**

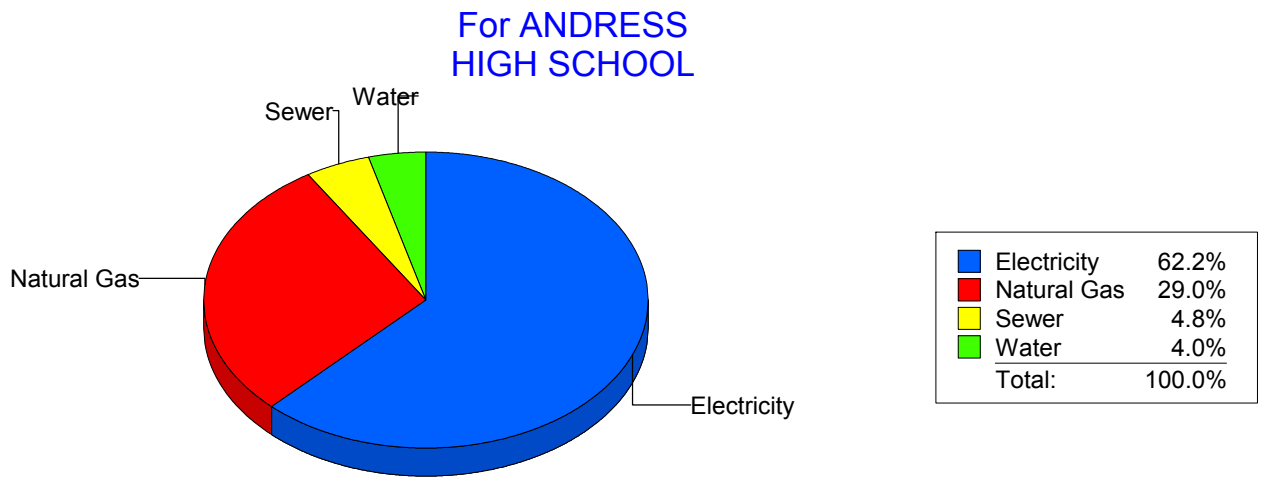
Energy CAP

Cost Avoidance Program

**Cost Summary Graph**

Grouped by Energy Type

Energy Type	Use	Units	Meter Cost	Special Charges	Total Cost	Avg Unit Cost	% of Total Cost
<b>Site: ANDRESS HIGH SCHOOL - ANDRESS HIGH SCHOOL</b>							
Electricity	135,273	KWH	\$15,214.25	\$0.00	\$15,214.25	0.1125	62.18%
Natural Gas	10,196	CCF	\$7,090.42	\$0.00	\$7,090.42	0.6954	28.98%
Water	546	CCF	\$987.15	\$0.00	\$987.15	1.8080	4.03%
Sewer	744	CCF	\$1,175.55	\$0.00	\$1,175.55	1.5800	4.80%
<b>Total Cost:</b>			<b>\$24,467.37</b>	<b>\$0.00</b>	<b>\$24,467.37</b>		



*Filters: Cost Center Name Not Equal To DoNotReport; Billing Period Equal To 201501All Meter CodesAll Group Names*

**elpaso**

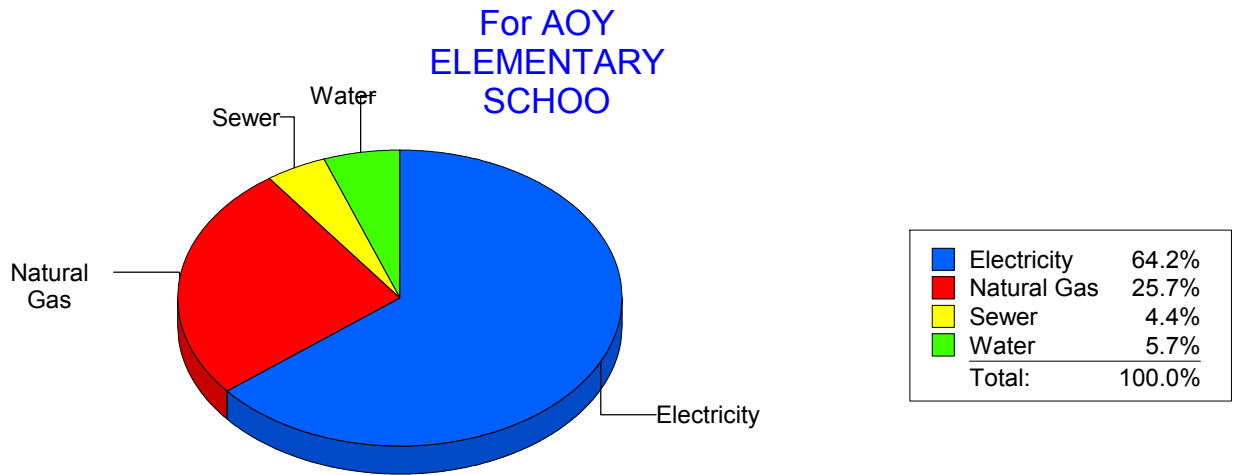
Energy CAP

Cost Avoidance Program

**Cost Summary Graph**

Grouped by Energy Type

Energy Type	Use	Units	Meter Cost	Special Charges	Total Cost	Avg Unit Cost	% of Total Cost
<b>Site: AOY ELEMENTARY SCHOO - AOY ELEMENTARY SCHOO</b>							
Electricity	51,686	KWH	\$6,583.57	\$0.00	\$6,583.57	0.1274	64.16%
Natural Gas	3,667	CCF	\$2,638.51	\$0.00	\$2,638.51	0.7195	25.71%
Water	96	CCF	\$582.91	\$0.00	\$582.91	6.0720	5.68%
Sewer	126	CCF	\$456.62	\$0.00	\$456.62	3.6240	4.45%
<b>Total Cost:</b>			<b>\$10,261.61</b>	<b>\$0.00</b>	<b>\$10,261.61</b>		



*Filters: Cost Center Name Not Equal To DoNotReport; Billing Period Equal To 201501All Meter CodesAll Group Names*

**el paso**

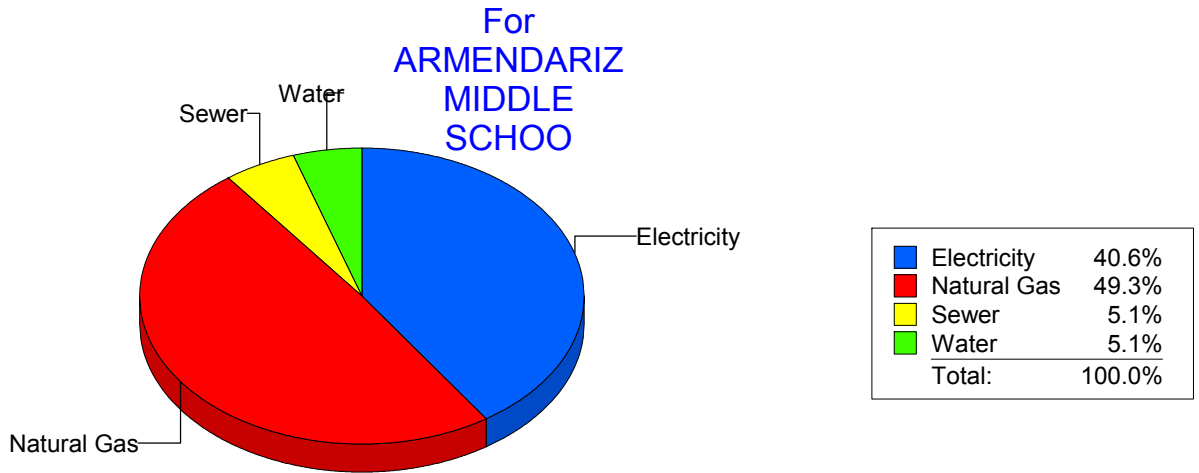
Energy CAP

Cost Avoidance Program

**Cost Summary Graph**

Grouped by Energy Type

Energy Type	Use	Units	Meter Cost	Special Charges	Total Cost	Avg Unit Cost	% of Total Cost
<b>Site: ARMENDARIZ MIDDLE SCHOO - ARMENDARIZ MIDDLE SCHOO</b>							
Electricity	0 KWH		\$4,287.75	\$0.00	\$4,287.75	0.0000	40.57%
Natural Gas	7,610 CCF		\$5,206.10	\$0.00	\$5,206.10	0.6841	49.26%
Water	160 CCF		\$538.28	\$0.00	\$538.28	3.3643	5.09%
Sewer	222 CCF		\$535.59	\$0.00	\$535.59	2.4126	5.07%
<b>Total Cost:</b>			<b>\$10,567.72</b>	<b>\$0.00</b>	<b>\$10,567.72</b>		



*Filters: Cost Center Name Not Equal To DoNotReport; Billing Period Equal To 201501All Meter CodesAll Group Names*

**elpaso**

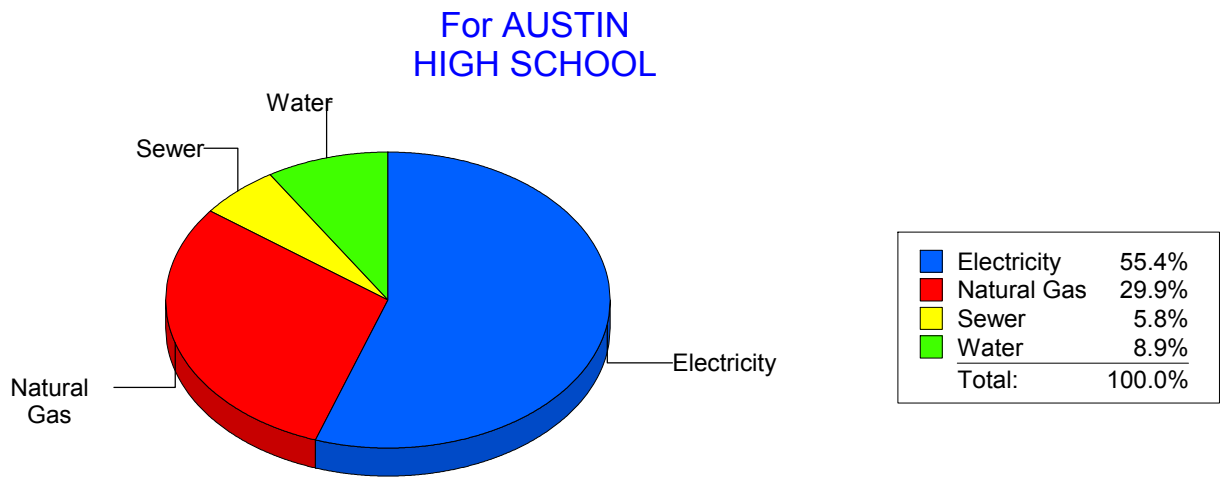
Energy CAP

Cost Avoidance Program

**Cost Summary Graph**

Grouped by Energy Type

Energy Type	Use	Units	Meter Cost	Special Charges	Total Cost	Avg Unit Cost	% of Total Cost
<b>Site: AUSTIN HIGH SCHOOL - AUSTIN HIGH SCHOOL</b>							
Electricity	106,555	KWH	\$13,065.11	\$0.00	\$13,065.11	0.1226	55.41%
Natural Gas	10,656	CCF	\$7,049.90	\$0.00	\$7,049.90	0.6616	29.90%
Water	818	CCF	\$2,099.45	\$0.00	\$2,099.45	2.5666	8.90%
Sewer	560	CCF	\$1,365.90	\$0.00	\$1,365.90	2.4391	5.79%
<b>Total Cost:</b>			<b>\$23,580.36</b>	<b>\$0.00</b>	<b>\$23,580.36</b>		



*Filters: Cost Center Name Not Equal To DoNotReport; Billing Period Equal To 201501All Meter CodesAll Group Names*

**elpaso**

Energy CAP

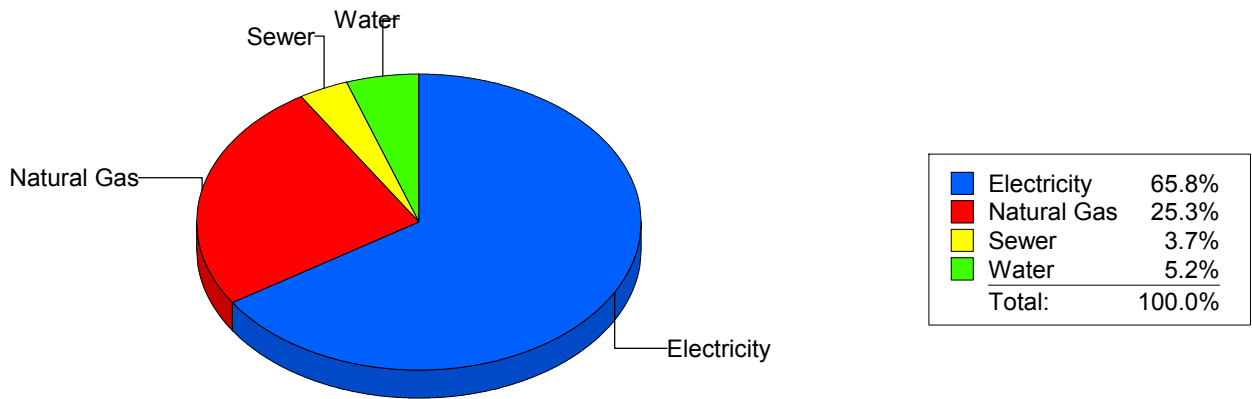
Cost Avoidance Program

**Cost Summary Graph**

Grouped by Energy Type

Energy Type	Use	Units	Meter Cost	Special Charges	Total Cost	Avg Unit Cost	% of Total Cost
<b>Site: BARRON - BARRON</b>							
Electricity	56,594	KWH	\$6,170.72	\$0.00	\$6,170.72	0.1090	65.81%
Natural Gas	3,260	CCF	\$2,373.53	\$0.00	\$2,373.53	0.7281	25.31%
Water	61	CCF	\$487.43	\$0.00	\$487.43	7.9907	5.20%
Sewer	66	CCF	\$345.45	\$0.00	\$345.45	5.2341	3.68%
<b>Total Cost:</b>			<b>\$9,377.13</b>	<b>\$0.00</b>	<b>\$9,377.13</b>		

For BARRON



*Filters: Cost Center Name Not Equal To DoNotReport; Billing Period Equal To 201501All Meter CodesAll Group Names*

**el Paso**

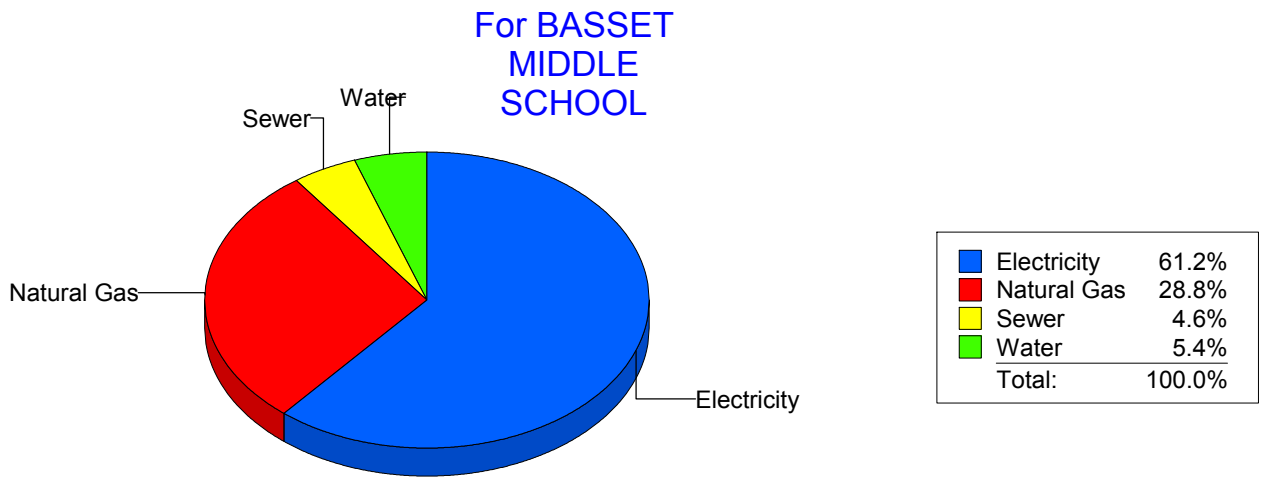
Energy CAP

Cost Avoidance Program

**Cost Summary Graph**

Grouped by Energy Type

Energy Type	Use	Units	Meter Cost	Special Charges	Total Cost	Avg Unit Cost	% of Total Cost
<b>Site: BASSET MIDDLE SCHOOL - BASSET MIDDLE SCHOOL</b>							
Electricity	78,375	KWH	\$7,561.43	\$0.00	\$7,561.43	0.0965	61.17%
Natural Gas	5,042	CCF	\$3,560.57	\$0.00	\$3,560.57	0.7062	28.80%
Water	252	CCF	\$667.50	\$0.00	\$667.50	2.6488	5.40%
Sewer	307	CCF	\$572.49	\$0.00	\$572.49	1.8648	4.63%
<b>Total Cost:</b>			<b>\$12,361.99</b>	<b>\$0.00</b>	<b>\$12,361.99</b>		



*Filters: Cost Center Name Not Equal To DoNotReport; Billing Period Equal To 201501All Meter CodesAll Group Names*



**elpaso**

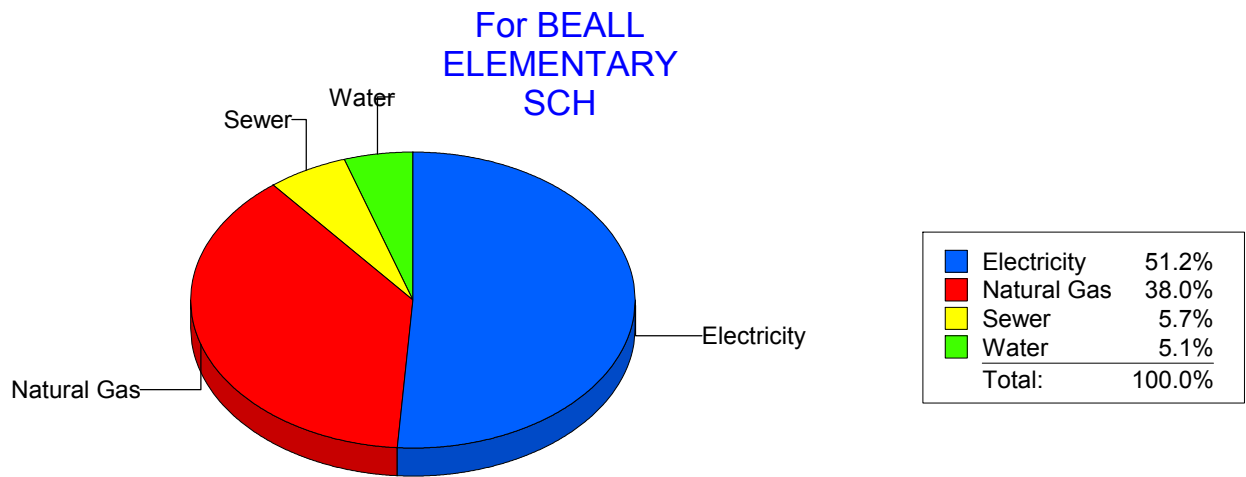
Energy CAP

Cost Avoidance Program

**Cost Summary Graph**

Grouped by Energy Type

Energy Type	Use	Units	Meter Cost	Special Charges	Total Cost	Avg Unit Cost	% of Total Cost
<b>Site: BEALL ELEMENTARY SCH - BEALL ELEMENTARY SCH</b>							
Electricity	24,189	KWH	\$2,428.46	\$0.00	\$2,428.46	0.1004	51.19%
Natural Gas	2,417	CCF	\$1,801.32	\$0.00	\$1,801.32	0.7453	37.97%
Water	69	CCF	\$243.03	\$0.00	\$243.03	3.5222	5.12%
Sewer	89	CCF	\$271.65	\$0.00	\$271.65	3.0522	5.73%
<b>Total Cost:</b>			<b>\$4,744.46</b>	<b>\$0.00</b>	<b>\$4,744.46</b>		



*Filters: Cost Center Name Not Equal To DoNotReport; Billing Period Equal To 201501All Meter CodesAll Group Names*

**elpaso**

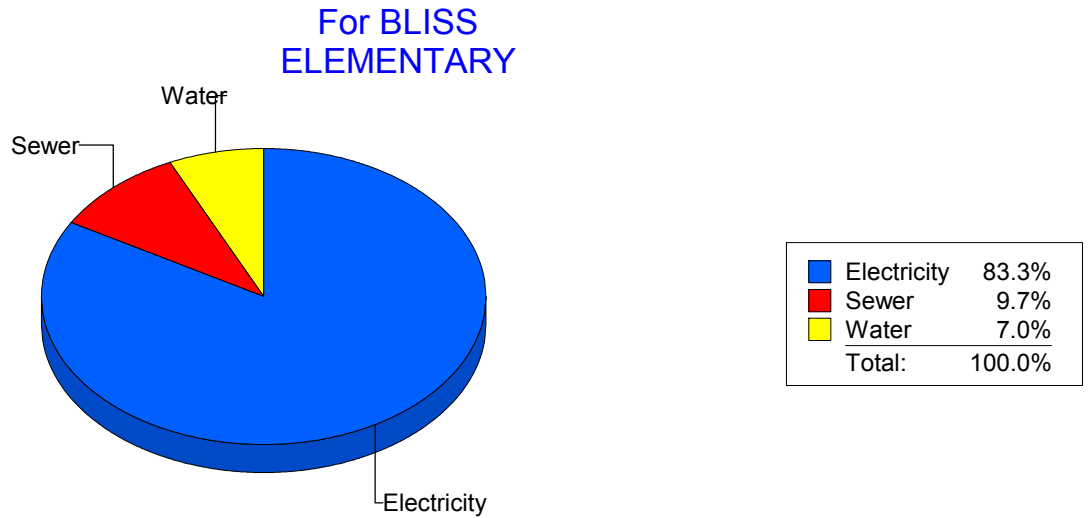
Energy CAP

Cost Avoidance Program

**Cost Summary Graph**

Grouped by Energy Type

Energy Type	Use	Units	Meter Cost	Special Charges	Total Cost	Avg Unit Cost	% of Total Cost
<b>Site: BLISS ELEMENTARY - BLISS ELEMENTARY</b>							
Electricity	28,121	KWH	\$3,035.82	\$0.00	\$3,035.82	0.1080	83.31%
Water	76	CCF	\$253.95	\$0.00	\$253.95	3.3414	6.97%
Sewer	149	CCF	\$354.45	\$0.00	\$354.45	2.3789	9.73%
<b>Total Cost:</b>			<b>\$3,644.22</b>	<b>\$0.00</b>	<b>\$3,644.22</b>		



*Filters: Cost Center Name Not Equal To DoNotReport; Billing Period Equal To 201501All Meter CodesAll Group Names*

**elpaso**

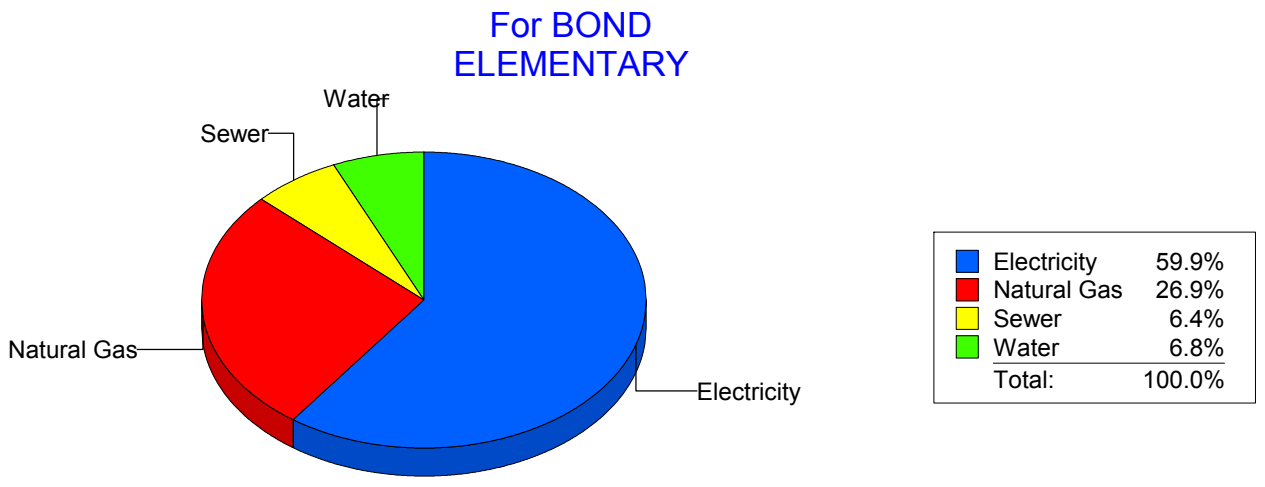
Energy CAP

Cost Avoidance Program

**Cost Summary Graph**

Grouped by Energy Type

Energy Type	Use	Units	Meter Cost	Special Charges	Total Cost	Avg Unit Cost	% of Total Cost
<b>Site: BOND - BOND ELEMENTARY</b>							
Electricity	29,772	KWH	\$3,528.63	\$0.00	\$3,528.63	0.1185	59.87%
Natural Gas	1,772	CCF	\$1,587.59	\$0.00	\$1,587.59	0.8962	26.94%
Water	111	CCF	\$399.88	\$0.00	\$399.88	3.6025	6.78%
Sewer	117	CCF	\$377.61	\$0.00	\$377.61	3.2274	6.41%
<b>Total Cost:</b>			<b>\$5,893.71</b>	<b>\$0.00</b>	<b>\$5,893.71</b>		



*Filters: Cost Center Name Not Equal To DoNotReport; Billing Period Equal To 201501All Meter CodesAll Group Names*

**el paso**

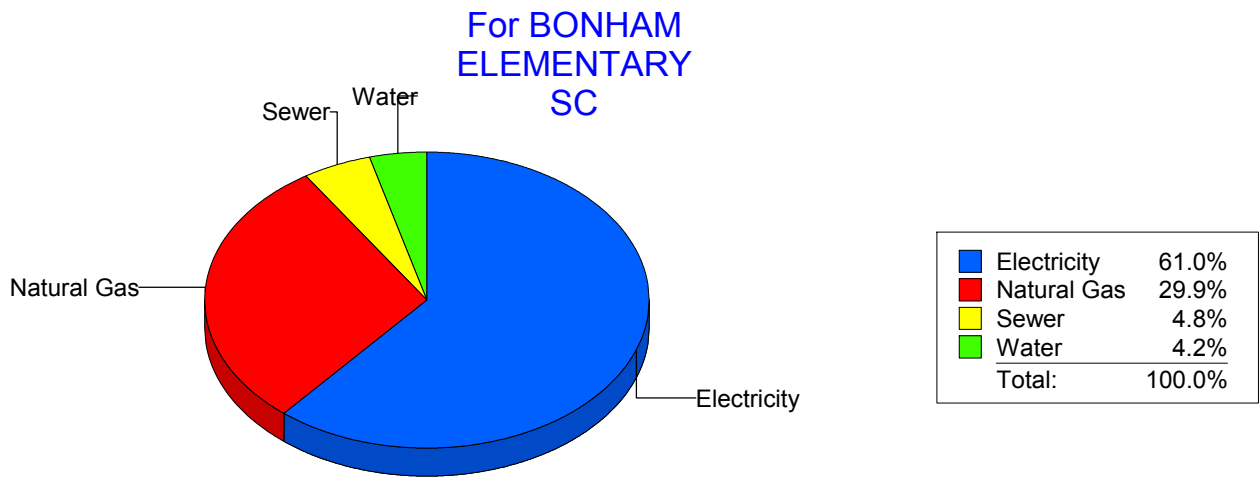
Energy CAP

Cost Avoidance Program

**Cost Summary Graph**

Grouped by Energy Type

Energy Type	Use	Units	Meter Cost	Special Charges	Total Cost	Avg Unit Cost	% of Total Cost
<b>Site: BONHAM ELEMENTARY SC - BONHAM ELEMENTARY SC</b>							
Electricity	30,332	KWH	\$3,866.28	\$0.00	\$3,866.28	0.1275	61.03%
Natural Gas	2,670	CCF	\$1,894.89	\$0.00	\$1,894.89	0.7097	29.91%
Water	91	CCF	\$267.02	\$0.00	\$267.02	2.9343	4.21%
Sewer	127	CCF	\$307.02	\$0.00	\$307.02	2.4175	4.85%
<b>Total Cost:</b>			<b>\$6,335.21</b>	<b>\$0.00</b>	<b>\$6,335.21</b>		



*Filters: Cost Center Name Not Equal To DoNotReport; Billing Period Equal To 201501All Meter CodesAll Group Names*

**elpaso**

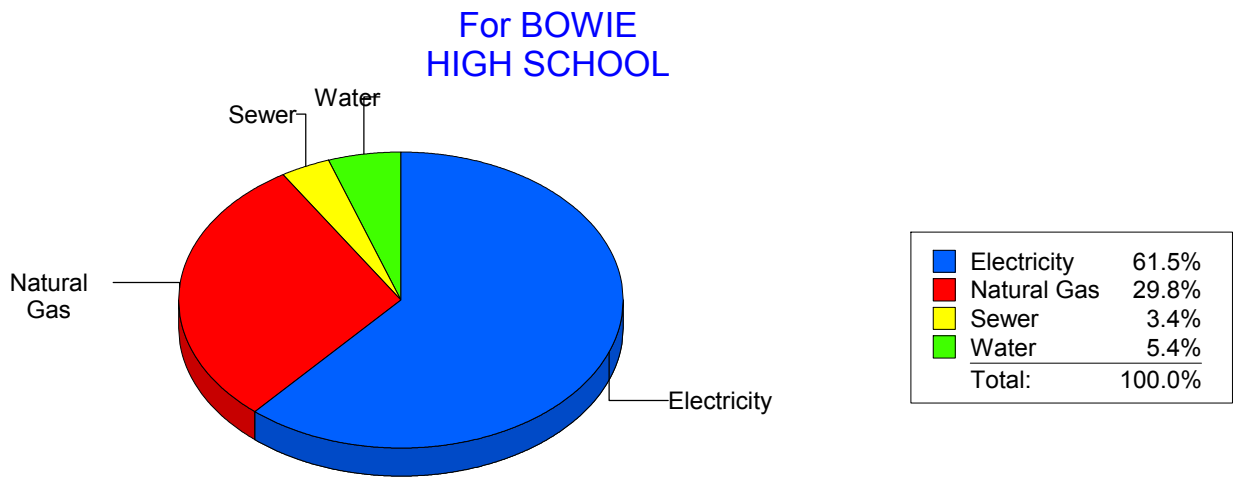
Energy CAP

Cost Avoidance Program

**Cost Summary Graph**

Grouped by Energy Type

Energy Type	Use	Units	Meter Cost	Special Charges	Total Cost	Avg Unit Cost	% of Total Cost
<b>Site: BOWIE HIGH SCHOOL - BOWIE HIGH SCHOOL</b>							
Electricity	228,995	KWH	\$20,883.44	\$0.00	\$20,883.44	0.0912	61.46%
Natural Gas	14,818	CCF	\$10,122.43	\$0.00	\$10,122.43	0.6831	29.79%
Water	897	CCF	\$1,821.03	\$0.00	\$1,821.03	2.0301	5.36%
Sewer	513	CCF	\$1,153.32	\$0.00	\$1,153.32	2.2482	3.39%
<b>Total Cost:</b>			<b>\$33,980.22</b>	<b>\$0.00</b>	<b>\$33,980.22</b>		



*Filters: Cost Center Name Not Equal To DoNotReport; Billing Period Equal To 201501All Meter CodesAll Group Names*

**elpaso**

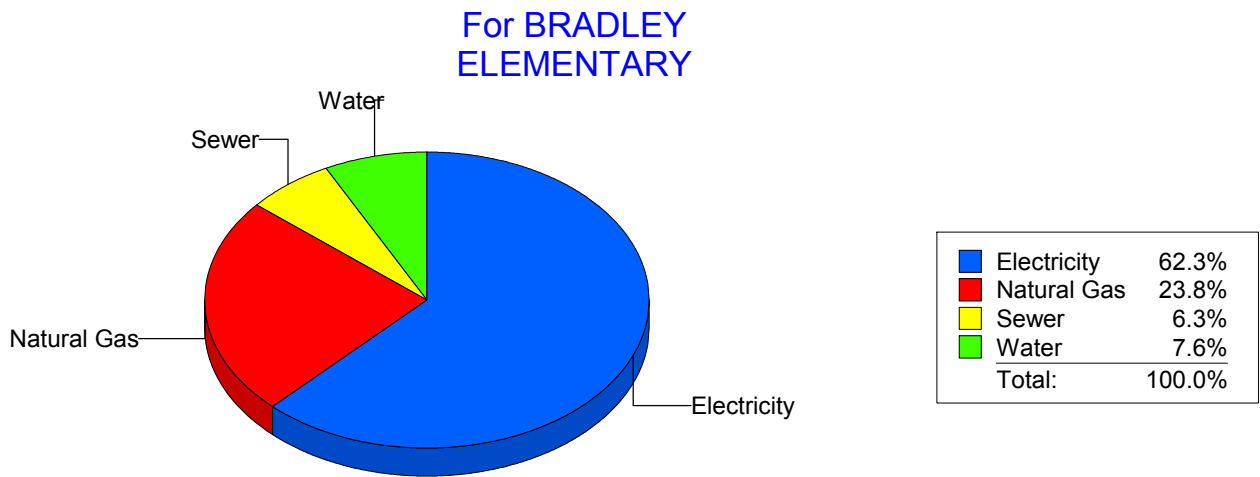
Energy CAP

Cost Avoidance Program

**Cost Summary Graph**

Grouped by Energy Type

Energy Type	Use	Units	Meter Cost	Special Charges	Total Cost	Avg Unit Cost	% of Total Cost
<b>Site: BRADLEY ELEMENTARY - BRADLEY ELEMENTARY</b>							
Electricity	28,600	KWH	\$3,061.11	\$0.00	\$3,061.11	0.1070	62.30%
Natural Gas	1,169	CCF	\$1,168.35	\$0.00	\$1,168.35	0.9999	23.78%
Water	101	CCF	\$373.17	\$0.00	\$373.17	3.6948	7.60%
Sewer	59	CCF	\$310.65	\$0.00	\$310.65	5.2653	6.32%
<b>Total Cost:</b>			<b>\$4,913.28</b>	<b>\$0.00</b>	<b>\$4,913.28</b>		



*Filters: Cost Center Name Not Equal To DoNotReport; Billing Period Equal To 201501All Meter CodesAll Group Names*

**el paso**

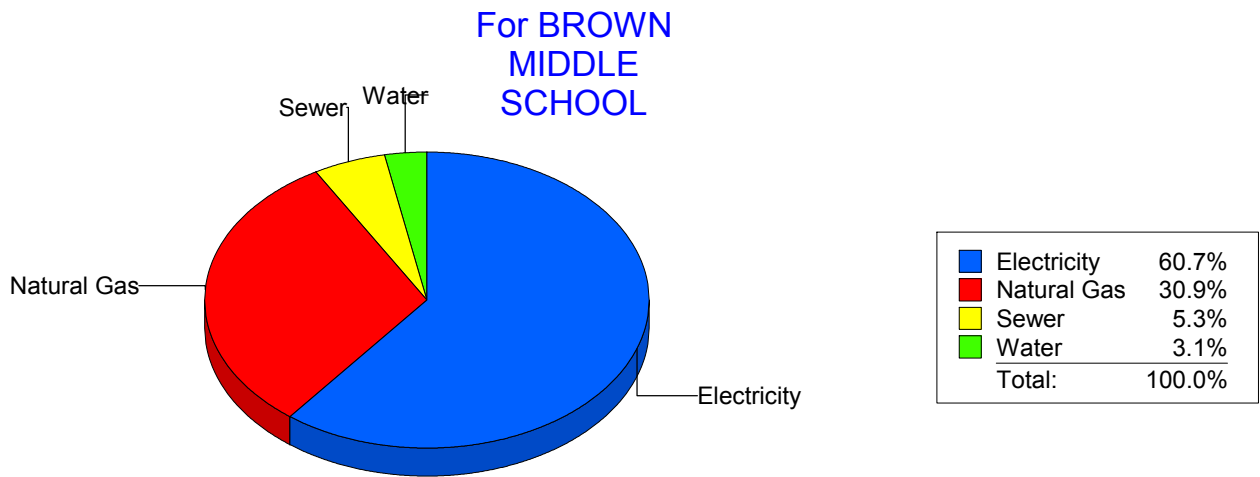
Energy CAP

Cost Avoidance Program

**Cost Summary Graph**

Grouped by Energy Type

Energy Type	Use	Units	Meter Cost	Special Charges	Total Cost	Avg Unit Cost	% of Total Cost
<b>Site: BROWN MIDDLE SCHOOL - BROWN MIDDLE SCHOOL</b>							
Electricity	81,200	KWH	\$8,883.47	\$0.00	\$8,883.47	0.1094	60.65%
Natural Gas	6,603	CCF	\$4,531.85	\$0.00	\$4,531.85	0.6863	30.94%
Water	135	CCF	\$459.17	\$0.00	\$459.17	3.4013	3.14%
Sewer	393	CCF	\$771.57	\$0.00	\$771.57	1.9633	5.27%
<b>Total Cost:</b>			<b>\$14,646.06</b>	<b>\$0.00</b>	<b>\$14,646.06</b>		



*Filters: Cost Center Name Not Equal To DoNotReport; Billing Period Equal To 201501All Meter CodesAll Group Names*

**el Paso**

Energy CAP

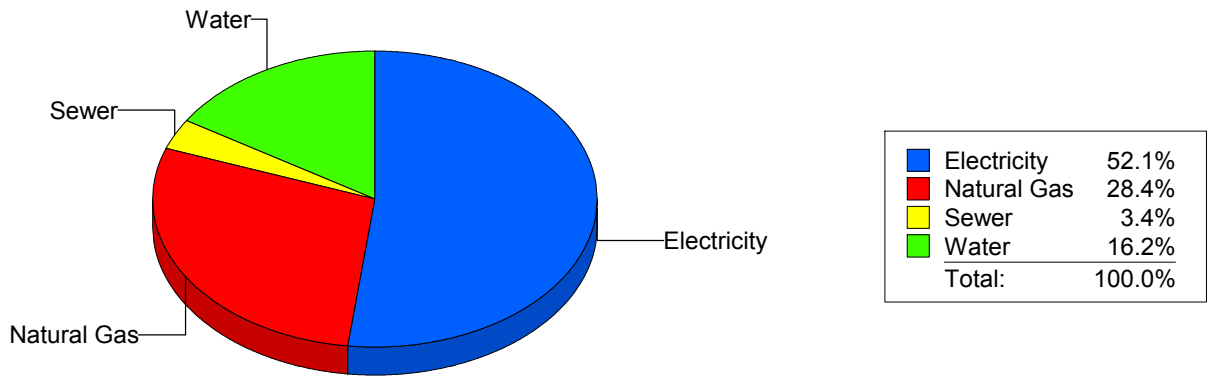
Cost Avoidance Program

**Cost Summary Graph**

Grouped by Energy Type

Energy Type	Use	Units	Meter Cost	Special Charges	Total Cost	Avg Unit Cost	% of Total Cost
<b>Site: BURGESS HIGH SCHOOL - BURGESS HIGH SCHOOL</b>							
Electricity	102,808	KWH	\$10,688.94	\$0.00	\$10,688.94	0.1040	52.06%
Natural Gas	8,290	CCF	\$5,827.97	\$0.00	\$5,827.97	0.7030	28.38%
Water	928	CCF	\$3,324.78	\$0.00	\$3,324.78	3.5827	16.19%
Sewer	335	CCF	\$691.53	\$0.00	\$691.53	2.0643	3.37%
<b>Total Cost:</b>			<b>\$20,533.22</b>	<b>\$0.00</b>	<b>\$20,533.22</b>		

For BURGESS HIGH SCHOOL



*Filters: Cost Center Name Not Equal To DoNotReport; Billing Period Equal To 201501All Meter CodesAll Group Names*



**el Paso**

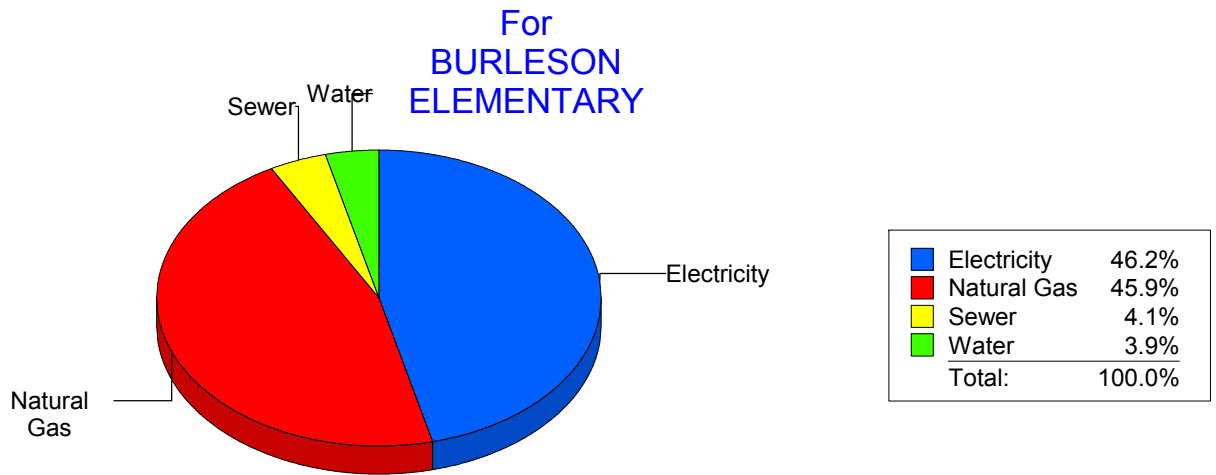
Energy CAP

Cost Avoidance Program

**Cost Summary Graph**

Grouped by Energy Type

Energy Type	Use	Units	Meter Cost	Special Charges	Total Cost	Avg Unit Cost	% of Total Cost
<b>Site: BURLESON ELEMENTARY - BURLESON ELEMENTARY</b>							
Electricity	24,382	KWH	\$2,673.14	\$0.00	\$2,673.14	0.1096	46.18%
Natural Gas	3,557	CCF	\$2,655.08	\$0.00	\$2,655.08	0.7464	45.87%
Water	65	CCF	\$225.11	\$0.00	\$225.11	3.4632	3.89%
Sewer	73	CCF	\$235.38	\$0.00	\$235.38	3.2244	4.07%
<b>Total Cost:</b>			<b>\$5,788.71</b>	<b>\$0.00</b>	<b>\$5,788.71</b>		



*Filters: Cost Center Name Not Equal To DoNotReport; Billing Period Equal To 201501All Meter CodesAll Group Names*

**el Paso**

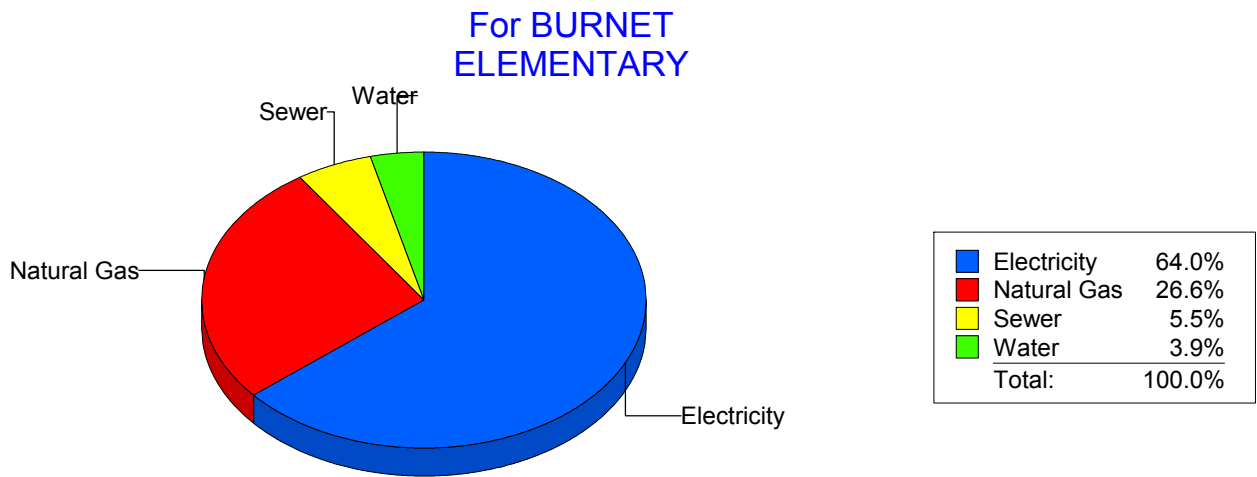
Energy CAP

Cost Avoidance Program

**Cost Summary Graph**

Grouped by Energy Type

Energy Type	Use	Units	Meter Cost	Special Charges	Total Cost	Avg Unit Cost	% of Total Cost
<b>Site: BURNET ELEMENTARY - BURNET ELEMENTARY</b>							
Electricity	28,558	KWH	\$3,246.35	\$0.00	\$3,246.35	0.1137	63.98%
Natural Gas	1,639	CCF	\$1,351.34	\$0.00	\$1,351.34	0.8245	26.63%
Water	40	CCF	\$197.86	\$0.00	\$197.86	4.9465	3.90%
Sewer	104	CCF	\$278.16	\$0.00	\$278.16	2.6746	5.48%
<b>Total Cost:</b>			<b>\$5,073.71</b>	<b>\$0.00</b>	<b>\$5,073.71</b>		



*Filters: Cost Center Name Not Equal To DoNotReport; Billing Period Equal To 201501All Meter CodesAll Group Names*

**elpaso**

Energy CAP

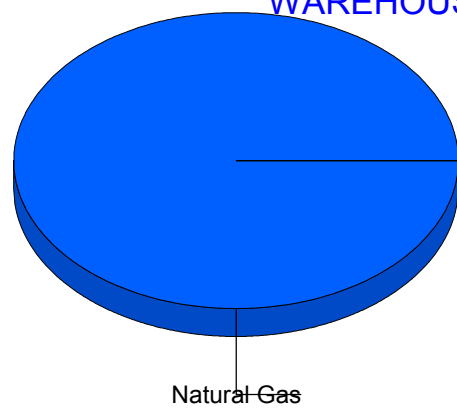
Cost Avoidance Program

**Cost Summary Graph**

Grouped by Energy Type

Energy Type	Use	Units	Meter Cost	Special Charges	Total Cost	Avg Unit Cost	% of Total Cost
<b>Site: BUTTERFIELDTRAILWAREHOUSE - BUTTERFIELD TRAIL WAREHOUSE</b>							
Natural Gas		0 CCF	\$80.07	\$0.00	\$80.07	0.0000	100.00%
<b>Total Cost:</b>			<b>\$80.07</b>	<b>\$0.00</b>	<b>\$80.07</b>		

For  
BUTTERFIELD  
TRAIL  
WAREHOUSE



■	Natural Gas	100.0%
Total:		100.0%

*Filters: Cost Center Name Not Equal To DoNotReport; Billing Period Equal To 201501All Meter CodesAll Group Names*

**el Paso**

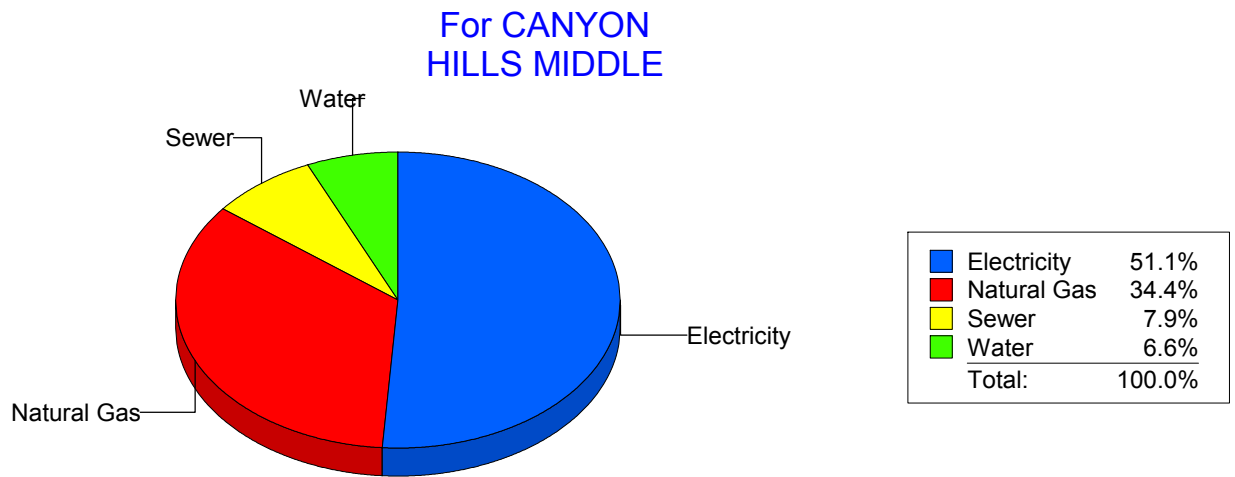
Energy CAP

Cost Avoidance Program

**Cost Summary Graph**

Grouped by Energy Type

Energy Type	Use	Units	Meter Cost	Special Charges	Total Cost	Avg Unit Cost	% of Total Cost
<b>Site: CANYON HILLS MIDDLE - CANYON HILLS MIDDLE</b>							
Electricity	57,050	KWH	\$5,530.40	\$0.00	\$5,530.40	0.0969	51.07%
Natural Gas	5,263	CCF	\$3,729.65	\$0.00	\$3,729.65	0.7087	34.44%
Water	164	CCF	\$712.61	\$0.00	\$712.61	4.3452	6.58%
Sewer	289	CCF	\$857.28	\$0.00	\$857.28	2.9664	7.92%
<b>Total Cost:</b>			<b>\$10,829.94</b>	<b>\$0.00</b>	<b>\$10,829.94</b>		



*Filters: Cost Center Name Not Equal To DoNotReport; Billing Period Equal To 201501All Meter CodesAll Group Names*

**elpaso**

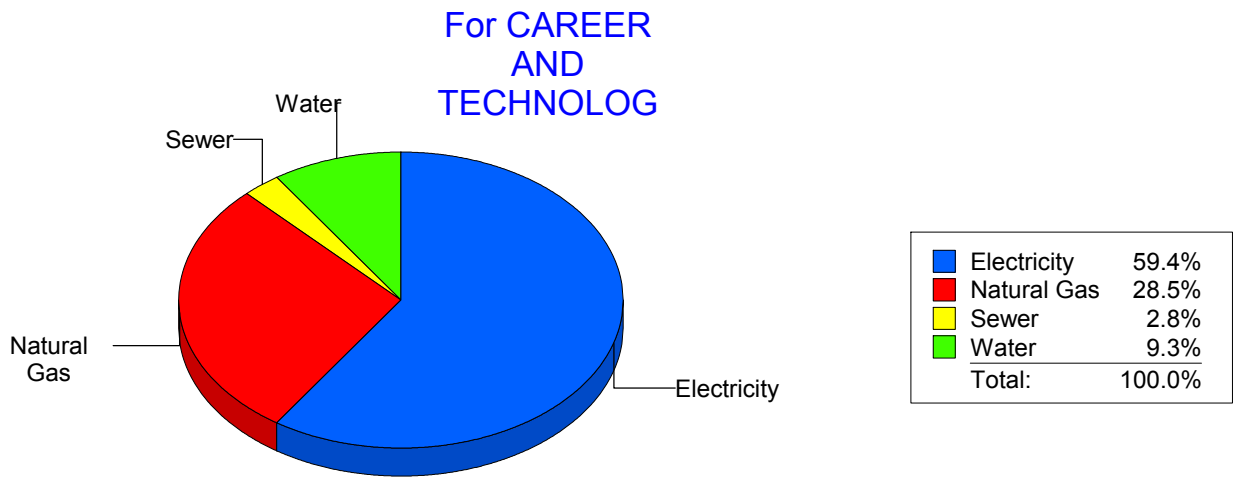
Energy CAP

Cost Avoidance Program

**Cost Summary Graph**

Grouped by Energy Type

Energy Type	Use	Units	Meter Cost	Special Charges	Total Cost	Avg Unit Cost	% of Total Cost
<b>Site: CAREER AND TECHNOLOG - CAREER AND TECHNOLOG</b>							
Electricity	74,081	KWH	\$8,240.22	\$0.00	\$8,240.22	0.1112	59.42%
Natural Gas	5,729	CCF	\$3,946.64	\$0.00	\$3,946.64	0.6889	28.46%
Water	357	CCF	\$1,296.44	\$0.00	\$1,296.44	3.6315	9.35%
Sewer	132	CCF	\$384.50	\$0.00	\$384.50	2.9129	2.77%
<b>Total Cost:</b>			<b>\$13,867.80</b>	<b>\$0.00</b>	<b>\$13,867.80</b>		



*Filters: Cost Center Name Not Equal To DoNotReport; Billing Period Equal To 201501All Meter CodesAll Group Names*

**elpaso**

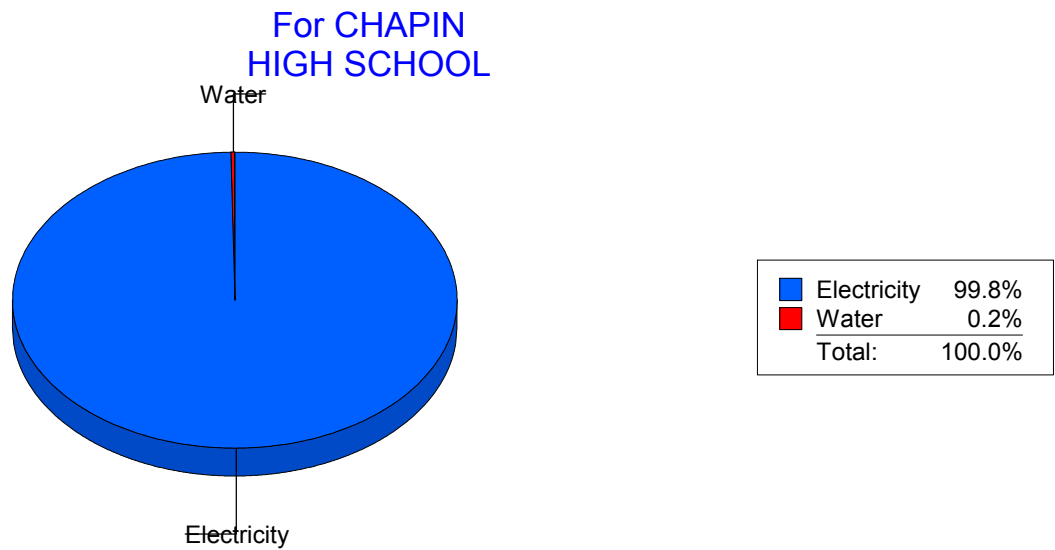
Energy CAP

Cost Avoidance Program

**Cost Summary Graph**

Grouped by Energy Type

Energy Type	Use	Units	Meter Cost	Special Charges	Total Cost	Avg Unit Cost	% of Total Cost
<b>Site: CHAPIN HIGH SCHOOL - CHAPIN HIGH SCHOOL</b>							
Electricity	269,637	KWH	\$24,190.15	\$0.00	\$24,190.15	0.0897	99.81%
Water	0	CCF	\$47.20	\$0.00	\$47.20	0.0000	0.19%
<b>Total Cost:</b>			<b>\$24,237.35</b>	<b>\$0.00</b>	<b>\$24,237.35</b>		



*Filters: Cost Center Name Not Equal To DoNotReport; Billing Period Equal To 201501All Meter CodesAll Group Names*

**elpaso**

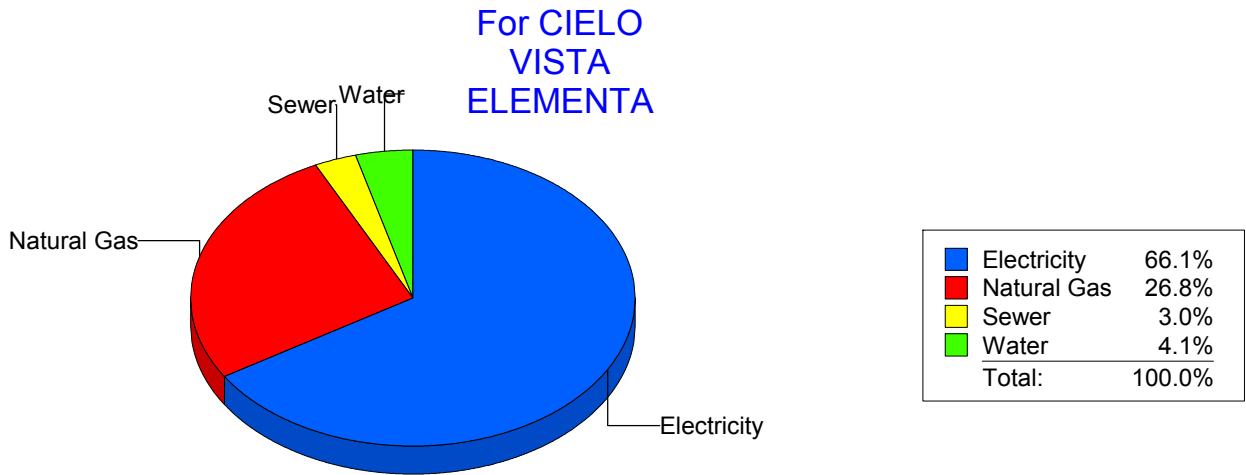
Energy CAP

Cost Avoidance Program

**Cost Summary Graph**

Grouped by Energy Type

Energy Type	Use	Units	Meter Cost	Special Charges	Total Cost	Avg Unit Cost	% of Total Cost
<b>Site: CIELO VISTA ELEMENTA - CIELO VISTA ELEMENTA</b>							
Electricity	43,420	KWH	\$4,784.72	\$0.00	\$4,784.72	0.1102	66.07%
Natural Gas	2,630	CCF	\$1,943.98	\$0.00	\$1,943.98	0.7392	26.84%
Water	57	CCF	\$298.34	\$0.00	\$298.34	5.2340	4.12%
Sewer	48	CCF	\$215.07	\$0.00	\$215.07	4.4806	2.97%
<b>Total Cost:</b>			<b>\$7,242.11</b>	<b>\$0.00</b>	<b>\$7,242.11</b>		



*Filters: Cost Center Name Not Equal To DoNotReport; Billing Period Equal To 201501All Meter CodesAll Group Names*

**elpaso**

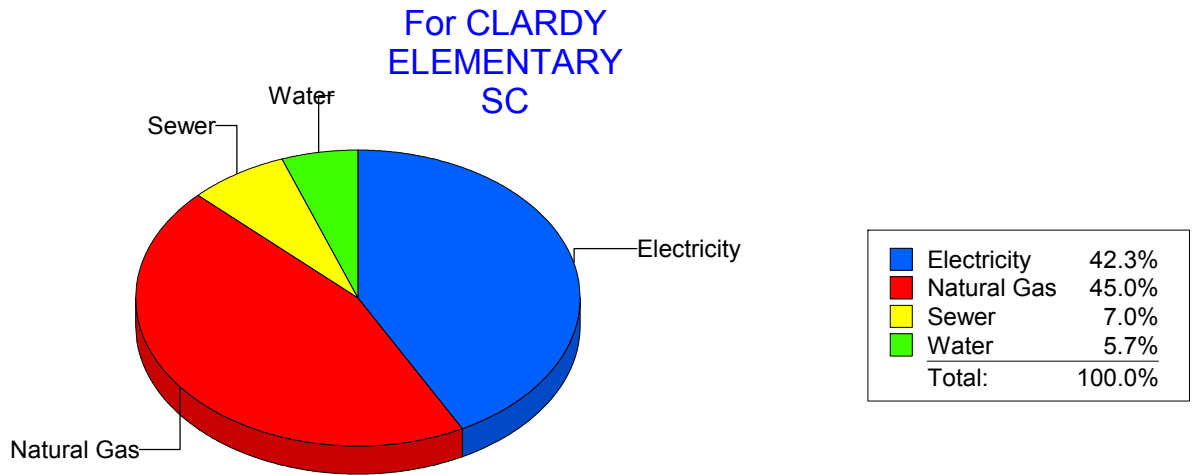
Energy CAP

Cost Avoidance Program

**Cost Summary Graph**

Grouped by Energy Type

Energy Type	Use	Units	Meter Cost	Special Charges	Total Cost	Avg Unit Cost	% of Total Cost
<b>Site: CLARDY ELEMENTARY SC - CLARDY ELEMENTARY SC</b>							
Electricity	28,571	KWH	\$3,347.65	\$0.00	\$3,347.65	0.1172	42.26%
Natural Gas	5,053	CCF	\$3,567.21	\$0.00	\$3,567.21	0.7060	45.03%
Water	144	CCF	\$449.49	\$0.00	\$449.49	3.1215	5.67%
Sewer	247	CCF	\$557.01	\$0.00	\$557.01	2.2551	7.03%
<b>Total Cost:</b>			<b>\$7,921.36</b>	<b>\$0.00</b>	<b>\$7,921.36</b>		



*Filters: Cost Center Name Not Equal To DoNotReport; Billing Period Equal To 201501All Meter CodesAll Group Names*



**elpaso**

Energy CAP

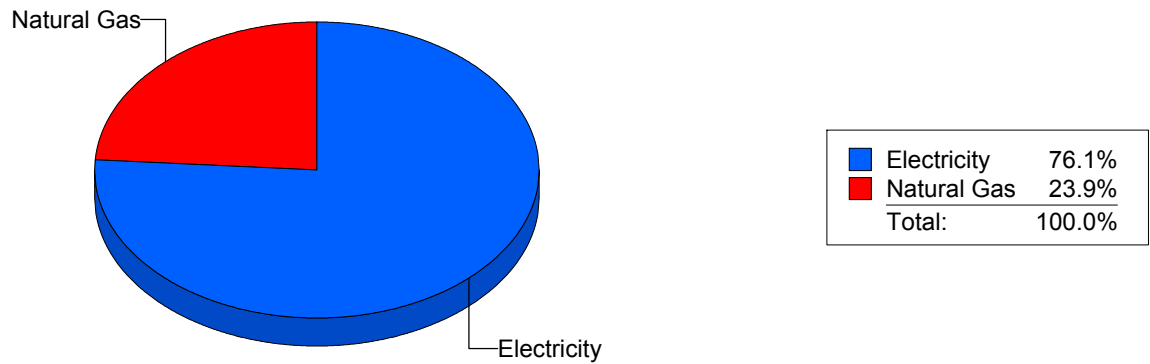
Cost Avoidance Program

**Cost Summary Graph**

Grouped by Energy Type

Energy Type	Use	Units	Meter Cost	Special Charges	Total Cost	Avg Unit Cost	% of Total Cost
<b>Site: CLENDININ - CLENDININ</b>							
Electricity	35,309	KWH	\$3,850.07	\$0.00	\$3,850.07	0.1090	76.11%
Natural Gas	1,661	CCF	\$1,208.49	\$0.00	\$1,208.49	0.7276	23.89%
<b>Total Cost:</b>			<b>\$5,058.56</b>	<b>\$0.00</b>	<b>\$5,058.56</b>		

For CLENDININ



*Filters: Cost Center Name Not Equal To DoNotReport; Billing Period Equal To 201501All Meter CodesAll Group Names*

**elpaso**

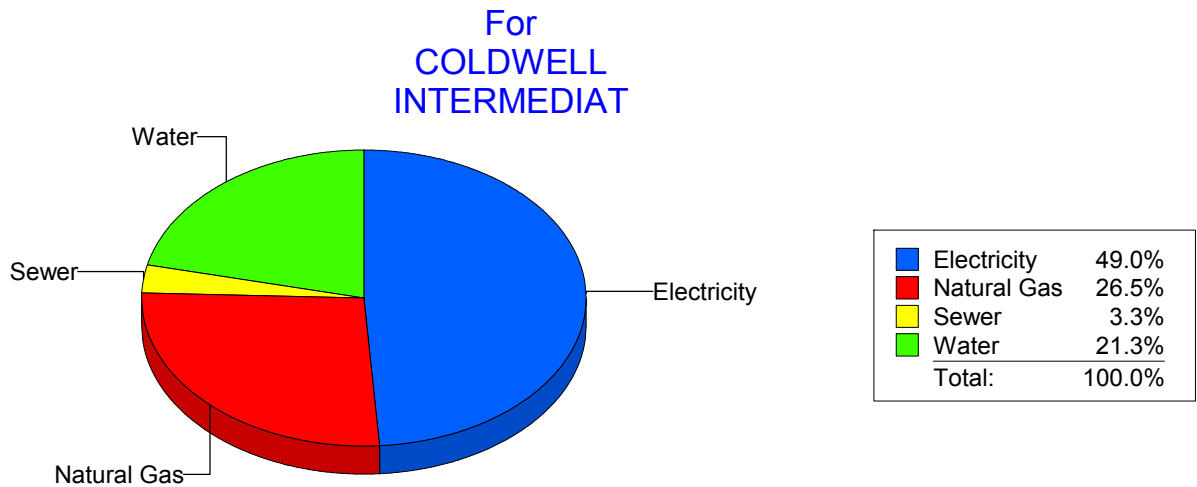
Energy CAP

Cost Avoidance Program

**Cost Summary Graph**

Grouped by Energy Type

Energy Type	Use	Units	Meter Cost	Special Charges	Total Cost	Avg Unit Cost	% of Total Cost
<b>Site: COLDWELL INTERMEDIAT - COLDWELL INTERMEDIAT</b>							
Electricity	30,106	KWH	\$3,309.50	\$0.00	\$3,309.50	0.1099	48.95%
Natural Gas	2,294	CCF	\$1,790.66	\$0.00	\$1,790.66	0.7806	26.49%
Water	329	CCF	\$1,440.59	\$0.00	\$1,440.59	4.3787	21.31%
Sewer	62	CCF	\$220.20	\$0.00	\$220.20	3.5516	3.26%
<b>Total Cost:</b>			<b>\$6,760.95</b>	<b>\$0.00</b>	<b>\$6,760.95</b>		



*Filters: Cost Center Name Not Equal To DoNotReport; Billing Period Equal To 201501All Meter CodesAll Group Names*

**elpaso**

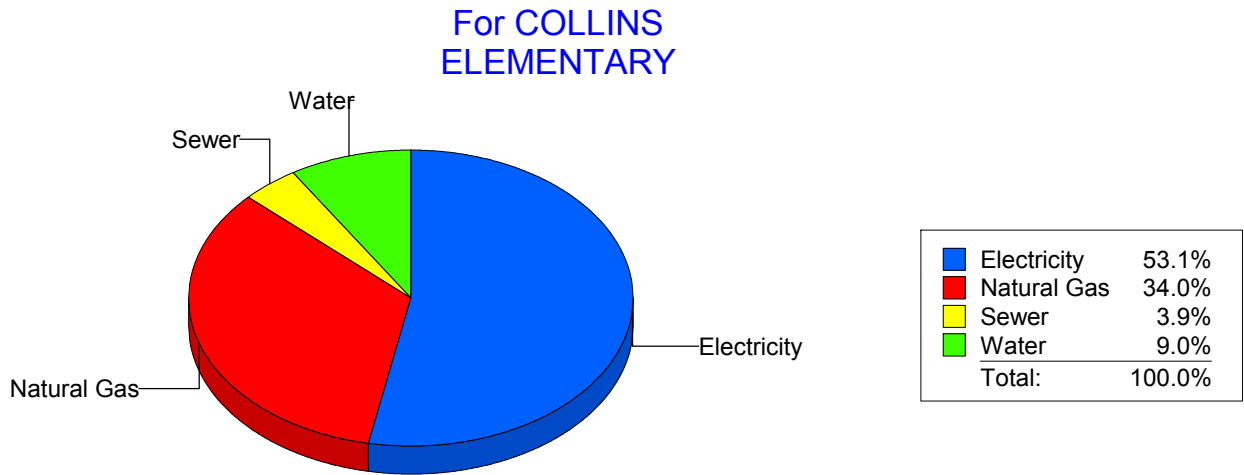
Energy CAP

Cost Avoidance Program

**Cost Summary Graph**

Grouped by Energy Type

Energy Type	Use	Units	Meter Cost	Special Charges	Total Cost	Avg Unit Cost	% of Total Cost
<b>Site: COLLINS ELEMENTARY - COLLINS ELEMENTARY</b>							
Electricity	60,389	KWH	\$5,595.73	\$0.00	\$5,595.73	0.0927	53.12%
Natural Gas	5,049	CCF	\$3,576.79	\$0.00	\$3,576.79	0.7084	33.96%
Water	239	CCF	\$948.74	\$0.00	\$948.74	3.9696	9.01%
Sewer	191	CCF	\$412.41	\$0.00	\$412.41	2.1592	3.92%
<b>Total Cost:</b>			<b>\$10,533.67</b>	<b>\$0.00</b>	<b>\$10,533.67</b>		



*Filters: Cost Center Name Not Equal To DoNotReport; Billing Period Equal To 201501All Meter CodesAll Group Names*

**elpaso**

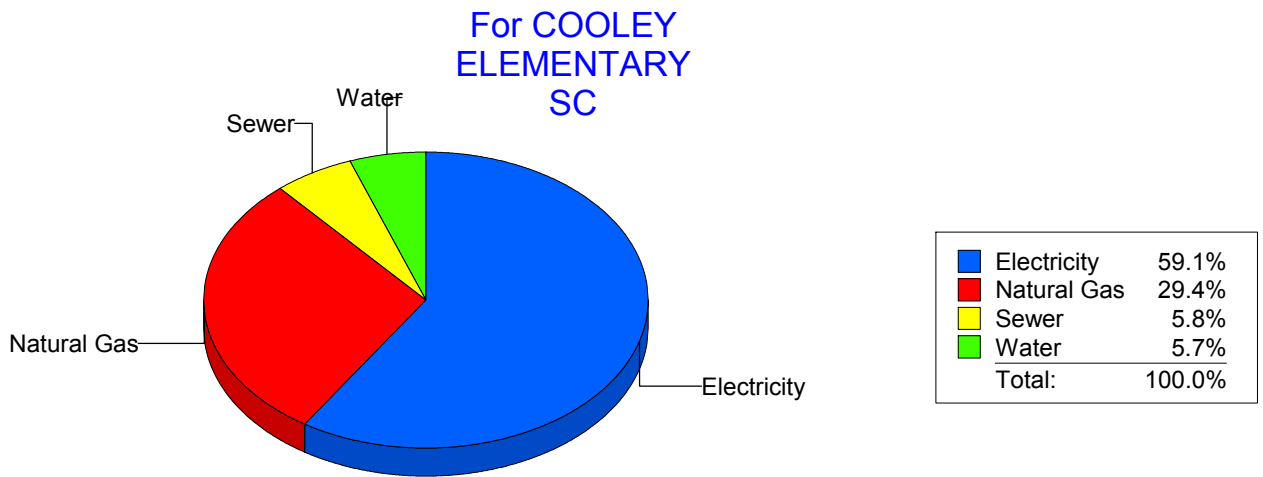
Energy CAP

Cost Avoidance Program

**Cost Summary Graph**

Grouped by Energy Type

Energy Type	Use	Units	Meter Cost	Special Charges	Total Cost	Avg Unit Cost	% of Total Cost
<b>Site: COOLEY ELEMENTARY SC - COOLEY ELEMENTARY SC</b>							
Electricity	65,600	KWH	\$6,140.71	\$0.00	\$6,140.71	0.0936	59.10%
Natural Gas	4,268	CCF	\$3,056.38	\$0.00	\$3,056.38	0.7161	29.42%
Water	126	CCF	\$587.26	\$0.00	\$587.26	4.6608	5.65%
Sewer	146	CCF	\$605.78	\$0.00	\$605.78	4.1492	5.83%
<b>Total Cost:</b>			<b>\$10,390.13</b>	<b>\$0.00</b>	<b>\$10,390.13</b>		



*Filters: Cost Center Name Not Equal To DoNotReport; Billing Period Equal To 201501All Meter CodesAll Group Names*

**el Paso**

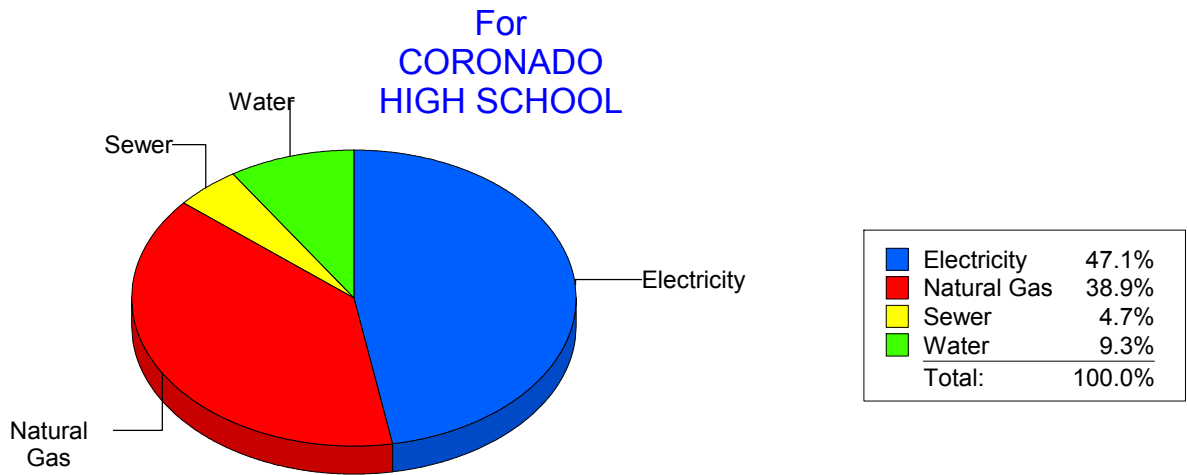
Energy CAP

Cost Avoidance Program

**Cost Summary Graph**

Grouped by Energy Type

Energy Type	Use	Units	Meter Cost	Special Charges	Total Cost	Avg Unit Cost	% of Total Cost
<b>Site: CORONADO HIGH SCHOOL - CORONADO HIGH SCHOOL</b>							
Electricity	159,511	KWH	\$15,626.21	\$0.00	\$15,626.21	0.0980	47.10%
Natural Gas	18,885	CCF	\$12,912.93	\$0.00	\$12,912.93	0.6838	38.92%
Water	1,672	CCF	\$3,084.28	\$0.00	\$3,084.28	1.8447	9.30%
Sewer	893	CCF	\$1,550.75	\$0.00	\$1,550.75	1.7366	4.67%
<b>Total Cost:</b>			<b>\$33,174.17</b>	<b>\$0.00</b>	<b>\$33,174.17</b>		



*Filters: Cost Center Name Not Equal To DoNotReport; Billing Period Equal To 201501All Meter CodesAll Group Names*

**elpaso**

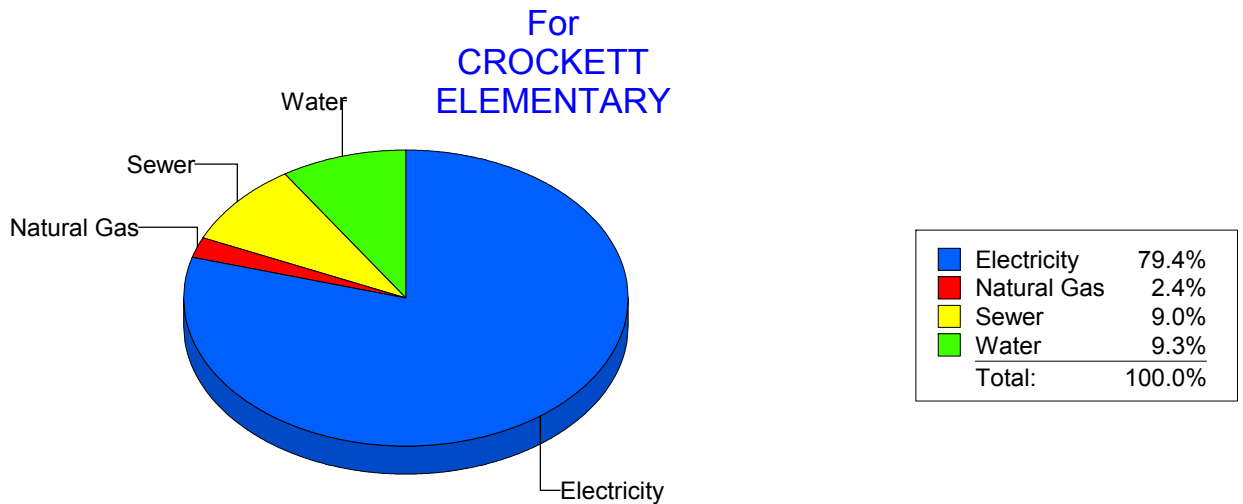
Energy CAP

Cost Avoidance Program

**Cost Summary Graph**

Grouped by Energy Type

Energy Type	Use	Units	Meter Cost	Special Charges	Total Cost	Avg Unit Cost	% of Total Cost
<b>Site: CROCKETT - CROCKETT ELEMENTARY</b>							
Electricity	23,400	KWH	\$2,624.71	\$0.00	\$2,624.71	0.1122	79.37%
Natural Gas	0	CCF	\$80.07	\$0.00	\$80.07	0.0000	2.42%
Water	80	CCF	\$306.02	\$0.00	\$306.02	3.8253	9.25%
Sewer	117	CCF	\$296.11	\$0.00	\$296.11	2.5309	8.95%
<b>Total Cost:</b>			<b>\$3,306.91</b>	<b>\$0.00</b>	<b>\$3,306.91</b>		



*Filters: Cost Center Name Not Equal To DoNotReport; Billing Period Equal To 201501All Meter CodesAll Group Names*

**elpaso**

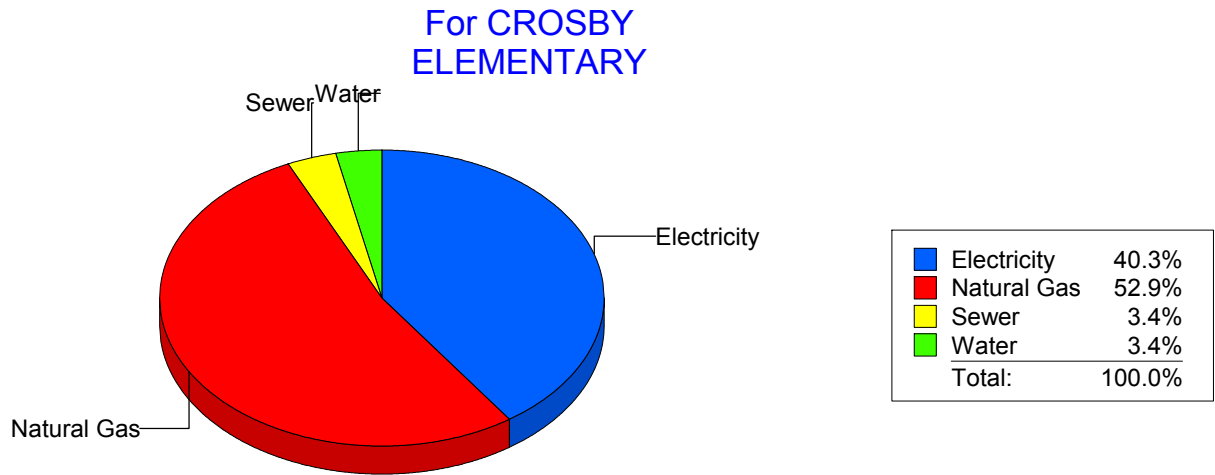
Energy CAP

Cost Avoidance Program

**Cost Summary Graph**

Grouped by Energy Type

Energy Type	Use	Units	Meter Cost	Special Charges	Total Cost	Avg Unit Cost	% of Total Cost
<b>Site: CROSBY ELEMENTARY - CROSBY ELEMENTARY</b>							
Electricity	30,395	KWH	\$3,110.35	\$0.00	\$3,110.35	0.1023	40.29%
Natural Gas	5,808	CCF	\$4,082.04	\$0.00	\$4,082.04	0.7028	52.87%
Water	83	CCF	\$264.94	\$0.00	\$264.94	3.1920	3.43%
Sewer	93	CCF	\$262.98	\$0.00	\$262.98	2.8277	3.41%
<b>Total Cost:</b>			<b>\$7,720.31</b>	<b>\$0.00</b>	<b>\$7,720.31</b>		



*Filters: Cost Center Name Not Equal To DoNotReport; Billing Period Equal To 201501All Meter CodesAll Group Names*

**el Paso**

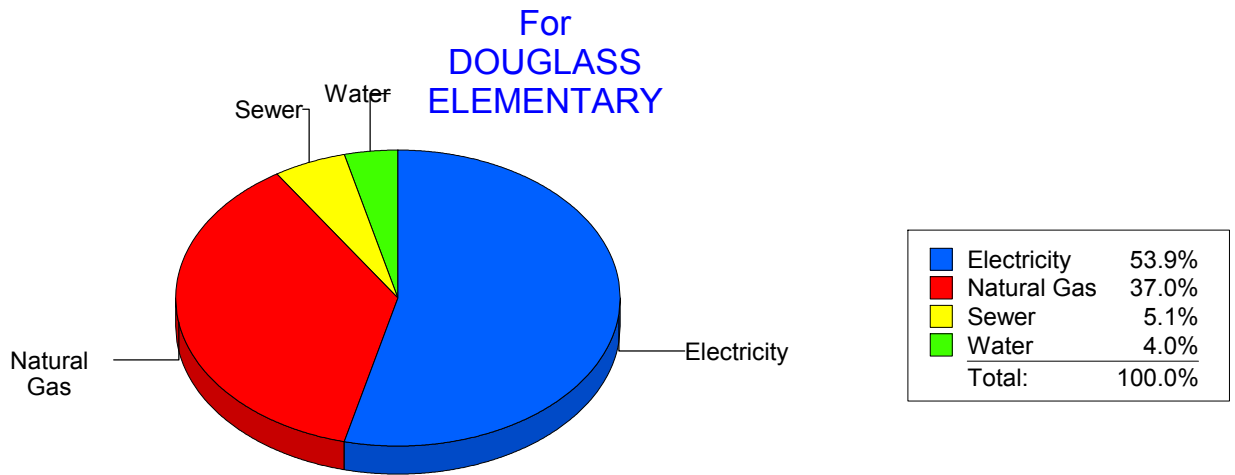
Energy CAP

Cost Avoidance Program

**Cost Summary Graph**

Grouped by Energy Type

Energy Type	Use	Units	Meter Cost	Special Charges	Total Cost	Avg Unit Cost	% of Total Cost
<b>Site: DOUGLASS ELEMENTARY - DOUGLASS ELEMENTARY</b>							
Electricity	37,229	KWH	\$3,607.31	\$0.00	\$3,607.31	0.0969	53.87%
Natural Gas	3,426	CCF	\$2,479.38	\$0.00	\$2,479.38	0.7237	37.03%
Water	69	CCF	\$268.95	\$0.00	\$268.95	3.8978	4.02%
Sewer	112	CCF	\$340.23	\$0.00	\$340.23	3.0378	5.08%
<b>Total Cost:</b>			<b>\$6,695.87</b>	<b>\$0.00</b>	<b>\$6,695.87</b>		



*Filters: Cost Center Name Not Equal To DoNotReport; Billing Period Equal To 201501All Meter CodesAll Group Names*



**el paso**

Energy CAP

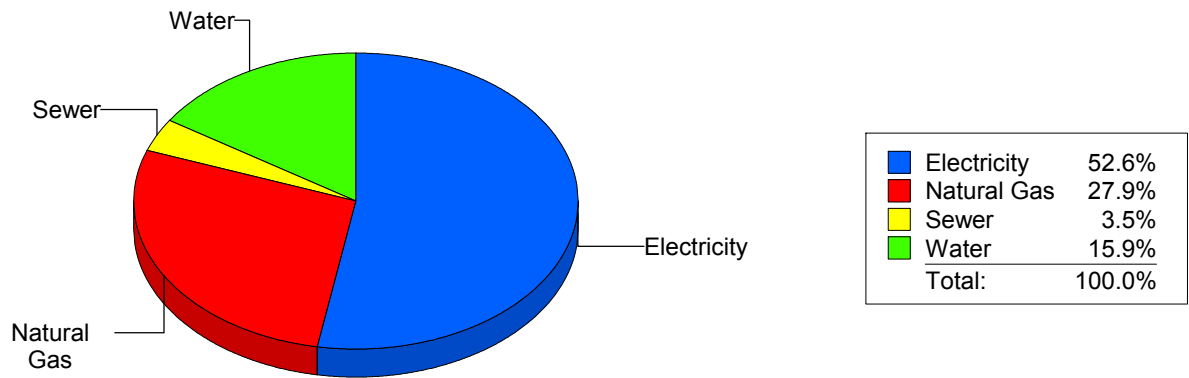
Cost Avoidance Program

**Cost Summary Graph**

Grouped by Energy Type

Energy Type	Use	Units	Meter Cost	Special Charges	Total Cost	Avg Unit Cost	% of Total Cost
<b>Site: DOWELL ELEMENTARY - DOWELL ELEMENTARY</b>							
Electricity	20,789	KWH	\$2,006.17	\$0.00	\$2,006.17	0.0965	52.65%
Natural Gas	1,450	CCF	\$1,064.91	\$0.00	\$1,064.91	0.7344	27.95%
Water	189	CCF	\$605.96	\$0.00	\$605.96	3.2061	15.90%
Sewer	58	CCF	\$133.55	\$0.00	\$133.55	2.3026	3.50%
<b>Total Cost:</b>			<b>\$3,810.59</b>	<b>\$0.00</b>	<b>\$3,810.59</b>		

For DOWELL ELEMENTARY



*Filters: Cost Center Name Not Equal To DoNotReport; Billing Period Equal To 201501All Meter CodesAll Group Names*

**elpaso**

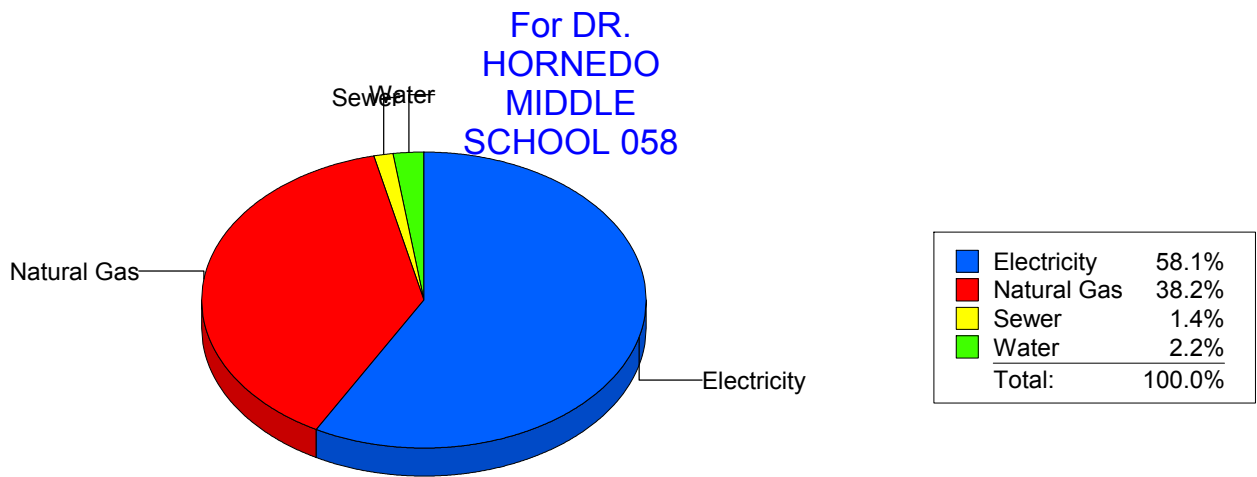
Energy CAP

Cost Avoidance Program

**Cost Summary Graph**

Grouped by Energy Type

Energy Type	Use	Units	Meter Cost	Special Charges	Total Cost	Avg Unit Cost	% of Total Cost
<b>Site: DRHORNEDOMIDDLESCHOOL - DR. HORNEDO MIDDLE SCHOOL 058</b>							
Electricity	86,561	KWH	\$15,121.12	\$0.00	\$15,121.12	0.1747	58.14%
Natural Gas	14,687	CCF	\$9,944.65	\$0.00	\$9,944.65	0.6771	38.24%
Water	118	CCF	\$568.22	\$0.00	\$568.22	4.8154	2.18%
Sewer	105	CCF	\$374.13	\$0.00	\$374.13	3.5631	1.44%
<b>Total Cost:</b>			<b>\$26,008.12</b>	<b>\$0.00</b>	<b>\$26,008.12</b>		



*Filters: Cost Center Name Not Equal To DoNotReport; Billing Period Equal To 201501All Meter CodesAll Group Names*

**elpaso**

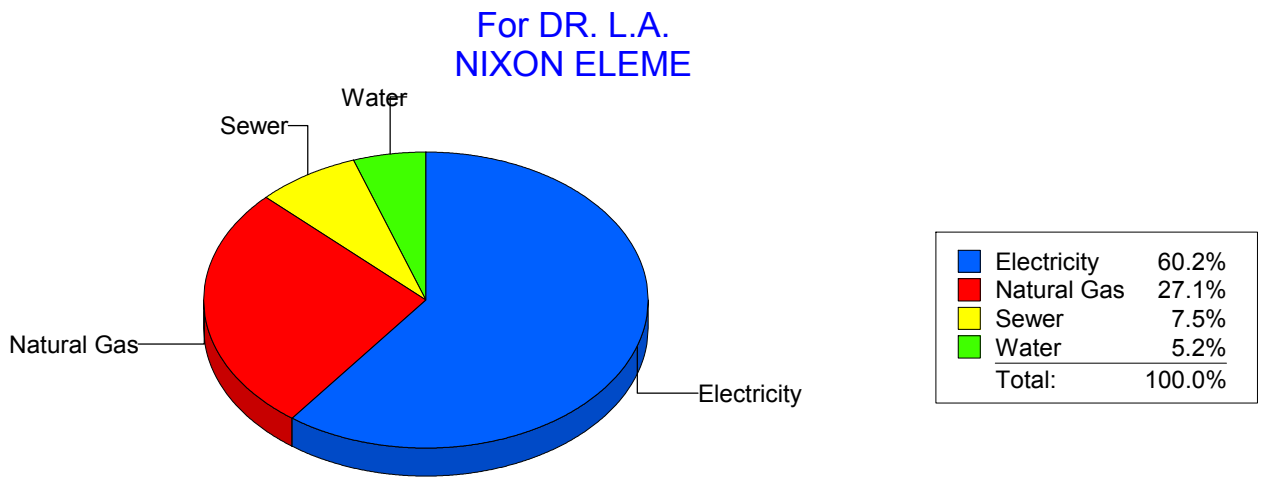
Energy CAP

Cost Avoidance Program

**Cost Summary Graph**

Grouped by Energy Type

Energy Type	Use	Units	Meter Cost	Special Charges	Total Cost	Avg Unit Cost	% of Total Cost
Site: DR. L.A. NIXON ELEME - DR. L.A. NIXON ELEME							
Electricity	45,140	KWH	\$5,210.44	\$0.00	\$5,210.44	0.1154	60.21%
Natural Gas	3,220	CCF	\$2,347.60	\$0.00	\$2,347.60	0.7291	27.13%
Water	128	CCF	\$448.56	\$0.00	\$448.56	3.5044	5.18%
Sewer	274	CCF	\$647.78	\$0.00	\$647.78	2.3642	7.48%
<b>Total Cost:</b>			<b>\$8,654.38</b>	<b>\$0.00</b>	<b>\$8,654.38</b>		



*Filters: Cost Center Name Not Equal To DoNotReport; Billing Period Equal To 201501All Meter CodesAll Group Names*

**el paso**

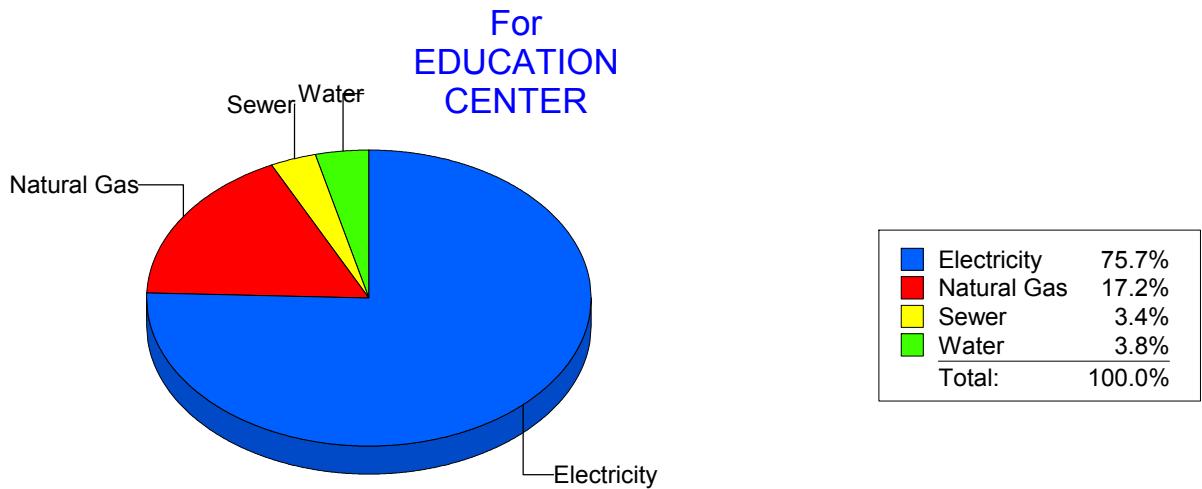
Energy CAP

Cost Avoidance Program

**Cost Summary Graph**

Grouped by Energy Type

Energy Type	Use	Units	Meter Cost	Special Charges	Total Cost	Avg Unit Cost	% of Total Cost
<b>Site: EDUCATION CENTER - EDUCATION CENTER</b>							
Electricity	250,723	KWH	\$21,311.22	\$0.00	\$21,311.22	0.0850	75.65%
Natural Gas	7,082	CCF	\$4,852.57	\$0.00	\$4,852.57	0.6852	17.23%
Water	425	CCF	\$1,059.54	\$0.00	\$1,059.54	2.4930	3.76%
Sewer	442	CCF	\$946.94	\$0.00	\$946.94	2.1424	3.36%
<b>Total Cost:</b>			<b>\$28,170.27</b>	<b>\$0.00</b>	<b>\$28,170.27</b>		



*Filters: Cost Center Name Not Equal To DoNotReport; Billing Period Equal To 201501All Meter CodesAll Group Names*

**elpaso**

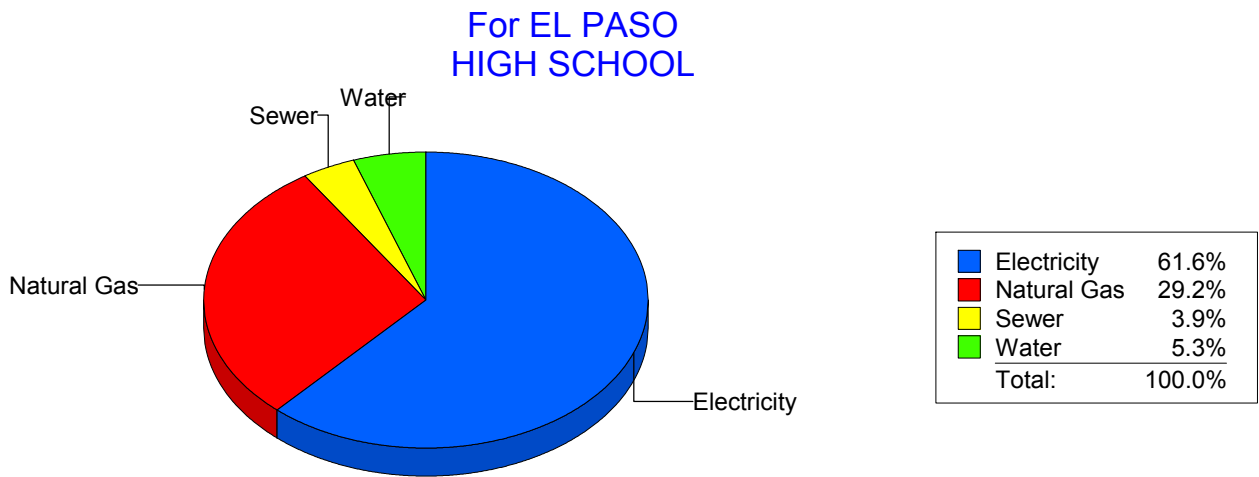
Energy CAP

Cost Avoidance Program

**Cost Summary Graph**

Grouped by Energy Type

Energy Type	Use	Units	Meter Cost	Special Charges	Total Cost	Avg Unit Cost	% of Total Cost
<b>Site: EL PASO HIGH SCHOOL - EL PASO HIGH SCHOOL</b>							
Electricity	137,586	KWH	\$15,588.29	\$0.00	\$15,588.29	0.1133	61.59%
Natural Gas	10,227	CCF	\$7,385.44	\$0.00	\$7,385.44	0.7222	29.18%
Water	369	CCF	\$1,341.29	\$0.00	\$1,341.29	3.6349	5.30%
Sewer	399	CCF	\$996.00	\$0.00	\$996.00	2.4962	3.94%
<b>Total Cost:</b>			<b>\$25,311.02</b>	<b>\$0.00</b>	<b>\$25,311.02</b>		



*Filters: Cost Center Name Not Equal To DoNotReport; Billing Period Equal To 201501All Meter CodesAll Group Names*

**el paso**

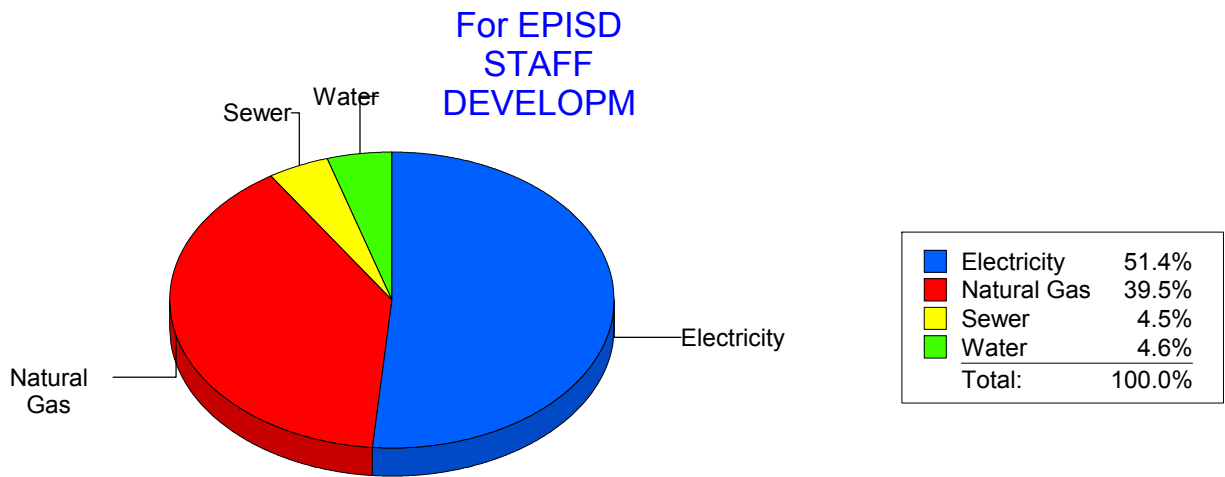
Energy CAP

Cost Avoidance Program

**Cost Summary Graph**

Grouped by Energy Type

Energy Type	Use	Units	Meter Cost	Special Charges	Total Cost	Avg Unit Cost	% of Total Cost
<b>Site: EPISD STAFF DEVELOPM - EPISD STAFF DEVELOPM</b>							
Electricity	10,120	KWH	\$997.48	\$0.00	\$997.48	0.0986	51.43%
Natural Gas	1,010	CCF	\$765.64	\$0.00	\$765.64	0.7581	39.48%
Water	13	CCF	\$89.64	\$0.00	\$89.64	6.8954	4.62%
Sewer	24	CCF	\$86.63	\$0.00	\$86.63	3.6096	4.47%
<b>Total Cost:</b>			<b>\$1,939.39</b>	<b>\$0.00</b>	<b>\$1,939.39</b>		



*Filters: Cost Center Name Not Equal To DoNotReport; Billing Period Equal To 201501All Meter CodesAll Group Names*

**elpaso**

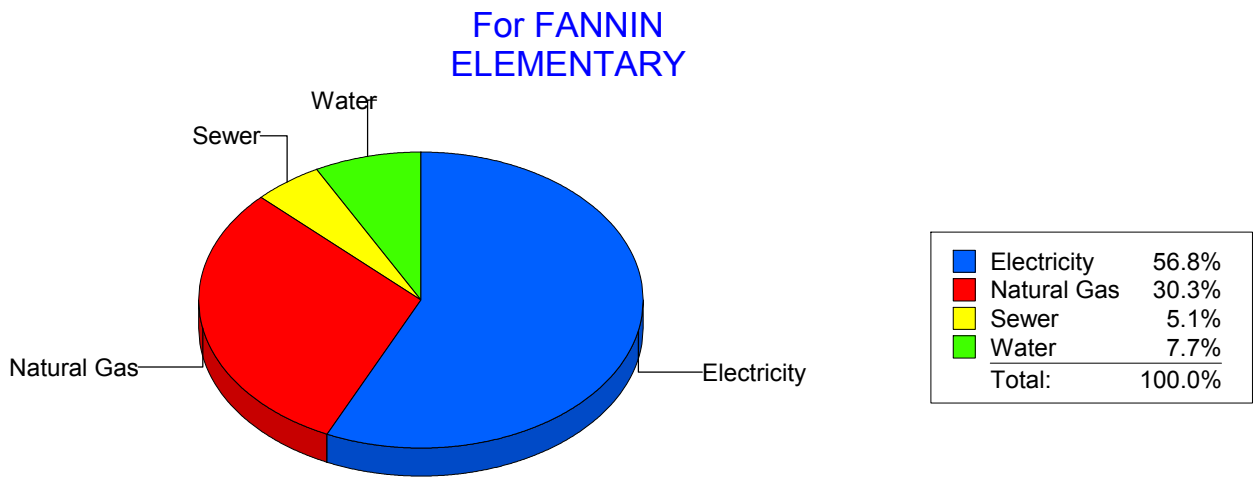
Energy CAP

Cost Avoidance Program

**Cost Summary Graph**

Grouped by Energy Type

Energy Type	Use	Units	Meter Cost	Special Charges	Total Cost	Avg Unit Cost	% of Total Cost
<b>Site: FANNIN ELEMENTARY - FANNIN ELEMENTARY</b>							
Electricity	41,511	KWH	\$4,324.35	\$0.00	\$4,324.35	0.1042	56.84%
Natural Gas	3,053	CCF	\$2,304.41	\$0.00	\$2,304.41	0.7548	30.29%
Water	146	CCF	\$589.22	\$0.00	\$589.22	4.0358	7.74%
Sewer	126	CCF	\$390.03	\$0.00	\$390.03	3.0955	5.13%
<b>Total Cost:</b>			<b>\$7,608.01</b>	<b>\$0.00</b>	<b>\$7,608.01</b>		



*Filters: Cost Center Name Not Equal To DoNotReport; Billing Period Equal To 201501All Meter CodesAll Group Names*

**el paso**

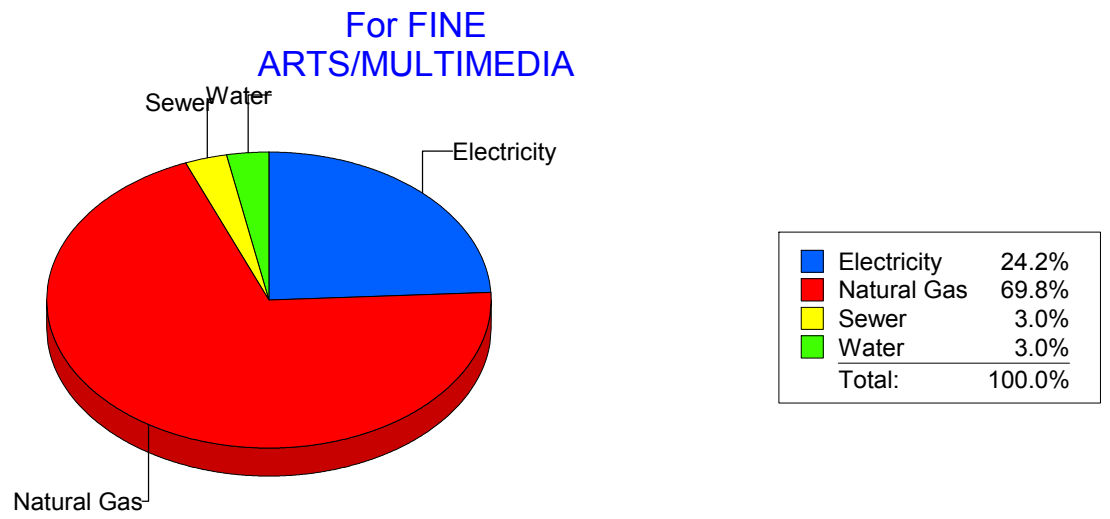
Energy CAP

Cost Avoidance Program

**Cost Summary Graph**

Grouped by Energy Type

Energy Type	Use	Units	Meter Cost	Special Charges	Total Cost	Avg Unit Cost	% of Total Cost
<b>Site: FINE ARTS/MULTIMEDIA - FINE ARTS/MULTIMEDIA</b>							
Electricity	12,786	KWH	\$1,286.92	\$0.00	\$1,286.92	0.1007	24.23%
Natural Gas	5,371	CCF	\$3,706.92	\$0.00	\$3,706.92	0.6902	69.78%
Water	59	CCF	\$159.77	\$0.00	\$159.77	2.7080	3.01%
Sewer	66	CCF	\$158.40	\$0.00	\$158.40	2.4000	2.98%
<b>Total Cost:</b>			<b>\$5,312.01</b>	<b>\$0.00</b>	<b>\$5,312.01</b>		



*Filters: Cost Center Name Not Equal To DoNotReport; Billing Period Equal To 201501 All Meter Codes All Group Names*



**el Paso**

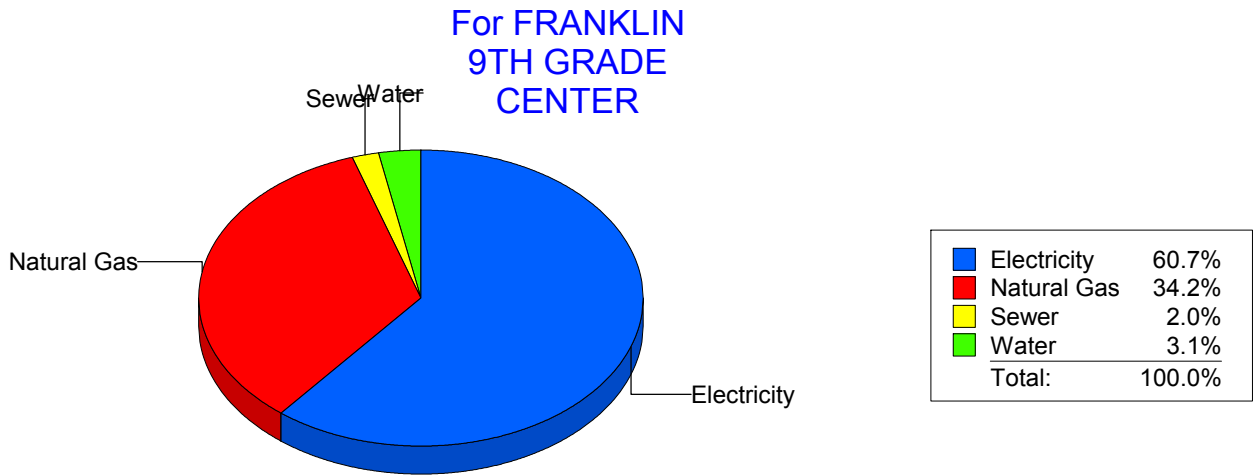
Energy CAP

Cost Avoidance Program

**Cost Summary Graph**

Grouped by Energy Type

Energy Type	Use	Units	Meter Cost	Special Charges	Total Cost	Avg Unit Cost	% of Total Cost
<b>Site: FRANKLIN9THGRADECENTER - FRANKLIN 9TH GRADE CENTER</b>							
Electricity	110,000	KWH	\$11,491.46	\$0.00	\$11,491.46	0.1045	60.74%
Natural Gas	9,497	CCF	\$6,469.59	\$0.00	\$6,469.59	0.6812	34.20%
Water	283	CCF	\$578.19	\$0.00	\$578.19	2.0431	3.06%
Sewer	109	CCF	\$379.65	\$0.00	\$379.65	3.4830	2.01%
<b>Total Cost:</b>			<b>\$18,918.89</b>	<b>\$0.00</b>	<b>\$18,918.89</b>		



*Filters: Cost Center Name Not Equal To DoNotReport; Billing Period Equal To 201501All Meter CodesAll Group Names*

**el paso**

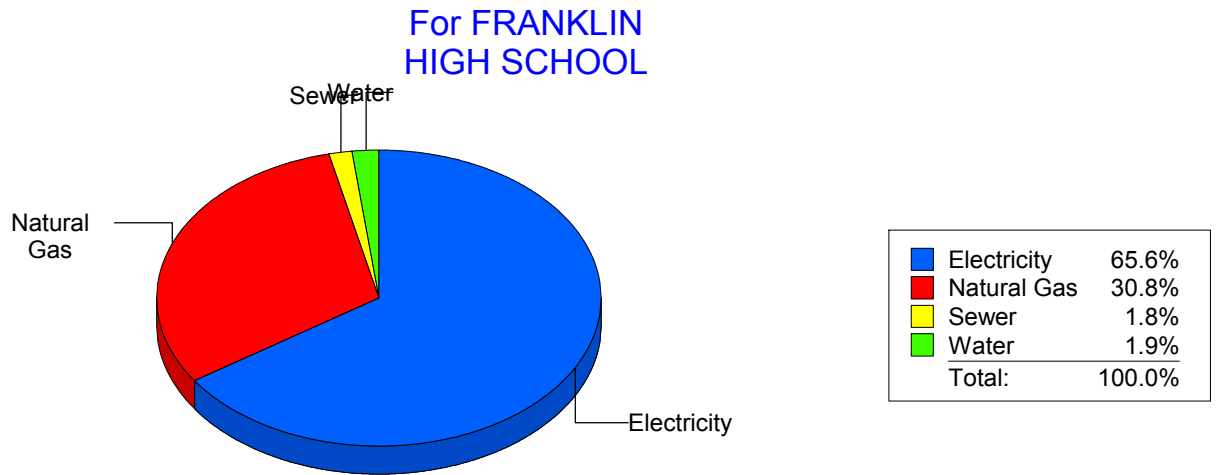
Energy CAP

Cost Avoidance Program

**Cost Summary Graph**

Grouped by Energy Type

Energy Type	Use	Units	Meter Cost	Special Charges	Total Cost	Avg Unit Cost	% of Total Cost
<b>Site: FRANKLIN HIGH SCHOOL - FRANKLIN HIGH SCHOOL</b>							
Electricity	258,960	KWH	\$23,947.06	\$0.00	\$23,947.06	0.0925	65.56%
Natural Gas	16,533	CCF	\$11,251.93	\$0.00	\$11,251.93	0.6806	30.81%
Water	280	CCF	\$685.37	\$0.00	\$685.37	2.4478	1.88%
Sewer	299	CCF	\$641.85	\$0.00	\$641.85	2.1467	1.76%
<b>Total Cost:</b>			<b>\$36,526.21</b>	<b>\$0.00</b>	<b>\$36,526.21</b>		



*Filters: Cost Center Name Not Equal To DoNotReport; Billing Period Equal To 201501All Meter CodesAll Group Names*

**elpaso**

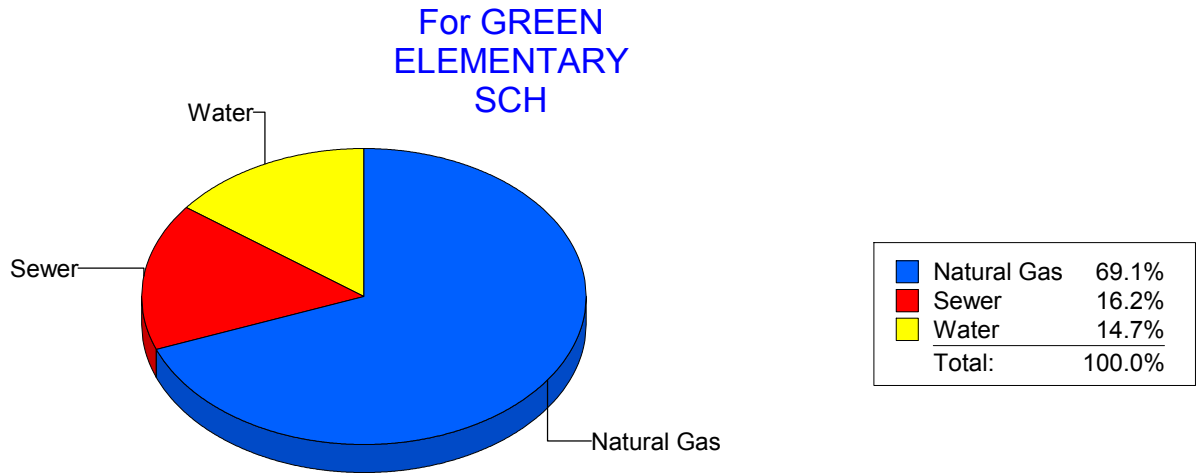
Energy CAP

Cost Avoidance Program

**Cost Summary Graph**

Grouped by Energy Type

Energy Type	Use	Units	Meter Cost	Special Charges	Total Cost	Avg Unit Cost	% of Total Cost
<b>Site: GREEN ELEMENTARY SCH - GREEN ELEMENTARY SCH</b>							
Natural Gas	2,977	CCF	\$2,182.06	\$0.00	\$2,182.06	0.7330	69.12%
Water	95	CCF	\$464.50	\$0.00	\$464.50	4.8895	14.71%
Sewer	155	CCF	\$510.45	\$0.00	\$510.45	3.2932	16.17%
<b>Total Cost:</b>			<b>\$3,157.01</b>	<b>\$0.00</b>	<b>\$3,157.01</b>		



*Filters: Cost Center Name Not Equal To DoNotReport; Billing Period Equal To 201501All Meter CodesAll Group Names*

**el Paso**

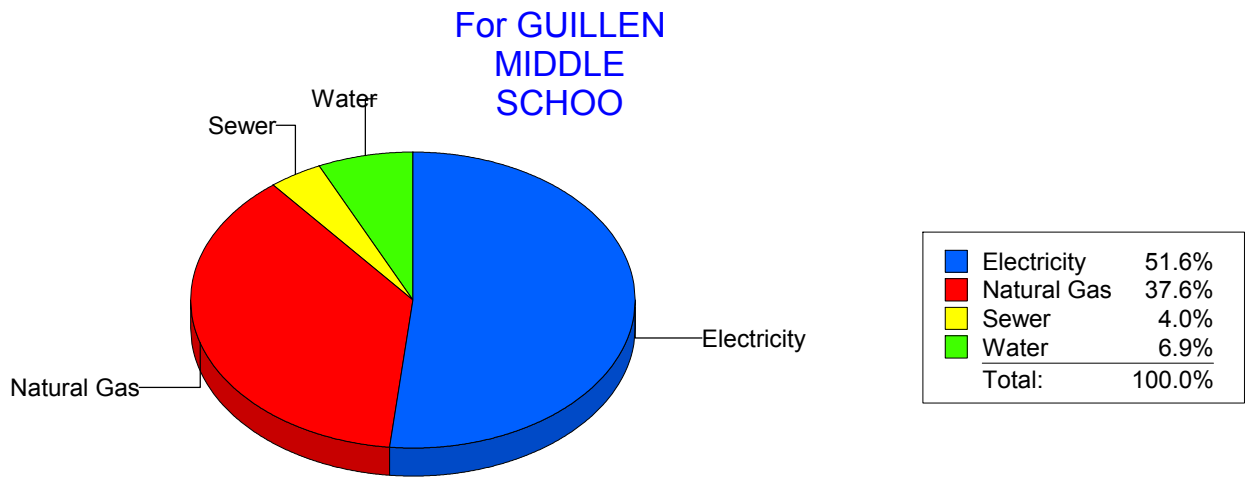
Energy CAP

Cost Avoidance Program

**Cost Summary Graph**

Grouped by Energy Type

Energy Type	Use	Units	Meter Cost	Special Charges	Total Cost	Avg Unit Cost	% of Total Cost
<b>Site: GUILLEN MIDDLE SCHOO - GUILLEN MIDDLE SCHOO</b>							
Electricity	74,100	KWH	\$7,455.88	\$0.00	\$7,455.88	0.1006	51.55%
Natural Gas	7,786	CCF	\$5,434.63	\$0.00	\$5,434.63	0.6980	37.58%
Water	396	CCF	\$995.39	\$0.00	\$995.39	2.5136	6.88%
Sewer	261	CCF	\$576.33	\$0.00	\$576.33	2.2082	3.99%
<b>Total Cost:</b>			<b>\$14,462.23</b>	<b>\$0.00</b>	<b>\$14,462.23</b>		



*Filters: Cost Center Name Not Equal To DoNotReport; Billing Period Equal To 201501All Meter CodesAll Group Names*

**el Paso**

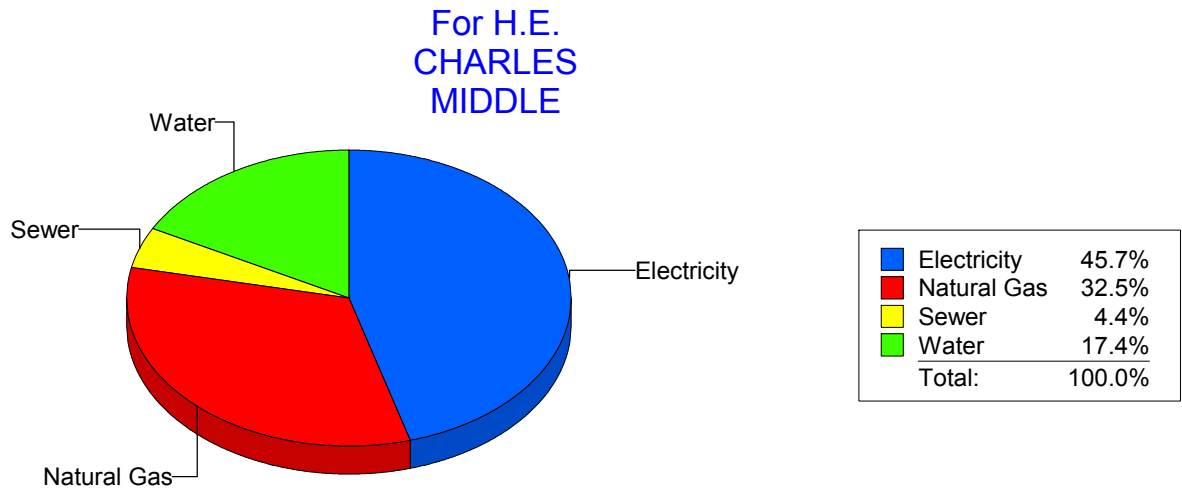
Energy CAP

Cost Avoidance Program

**Cost Summary Graph**

Grouped by Energy Type

Energy Type	Use	Units	Meter Cost	Special Charges	Total Cost	Avg Unit Cost	% of Total Cost
<b>Site: H.E. CHARLES MIDDLE - H.E. CHARLES MIDDLE</b>							
Electricity	63,411	KWH	\$6,463.01	\$0.00	\$6,463.01	0.1019	45.69%
Natural Gas	6,593	CCF	\$4,602.03	\$0.00	\$4,602.03	0.6980	32.53%
Water	856	CCF	\$2,454.37	\$0.00	\$2,454.37	2.8673	17.35%
Sewer	288	CCF	\$626.67	\$0.00	\$626.67	2.1759	4.43%
<b>Total Cost:</b>			<b>\$14,146.08</b>	<b>\$0.00</b>	<b>\$14,146.08</b>		



*Filters: Cost Center Name Not Equal To DoNotReport; Billing Period Equal To 201501All Meter CodesAll Group Names*

**el paso**

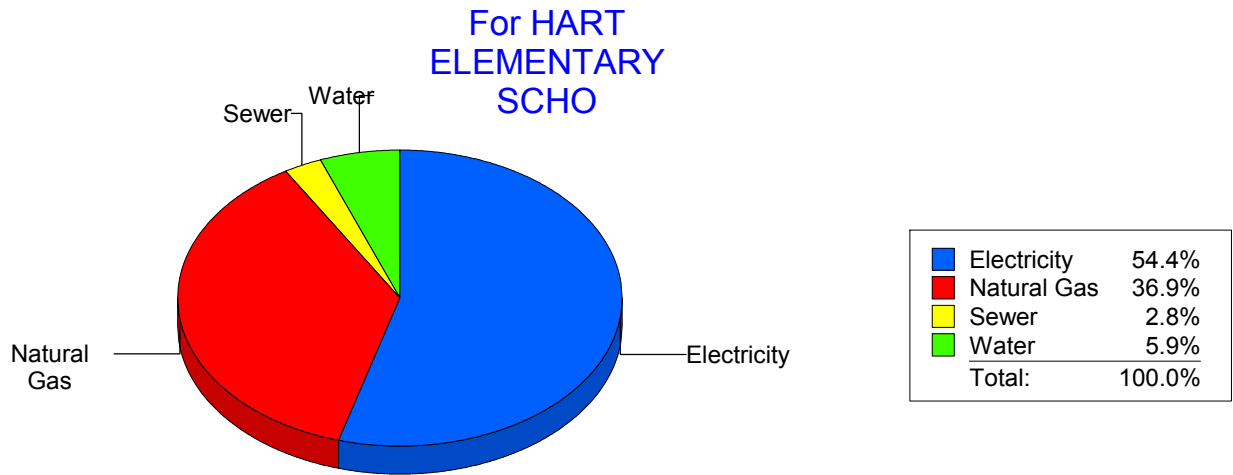
Energy CAP

Cost Avoidance Program

**Cost Summary Graph**

Grouped by Energy Type

Energy Type	Use	Units	Meter Cost	Special Charges	Total Cost	Avg Unit Cost	% of Total Cost
<b>Site: HART ELEMENTARY SCHO - HART ELEMENTARY SCHO</b>							
Electricity	43,320	KWH	\$3,900.44	\$0.00	\$3,900.44	0.0900	54.41%
Natural Gas	3,784	CCF	\$2,644.14	\$0.00	\$2,644.14	0.6988	36.89%
Water	73	CCF	\$421.16	\$0.00	\$421.16	5.7693	5.88%
Sewer	39	CCF	\$202.65	\$0.00	\$202.65	5.1962	2.83%
<b>Total Cost:</b>			<b>\$7,168.39</b>	<b>\$0.00</b>	<b>\$7,168.39</b>		



*Filters: Cost Center Name Not Equal To DoNotReport; Billing Period Equal To 201501All Meter CodesAll Group Names*

**elpaso**

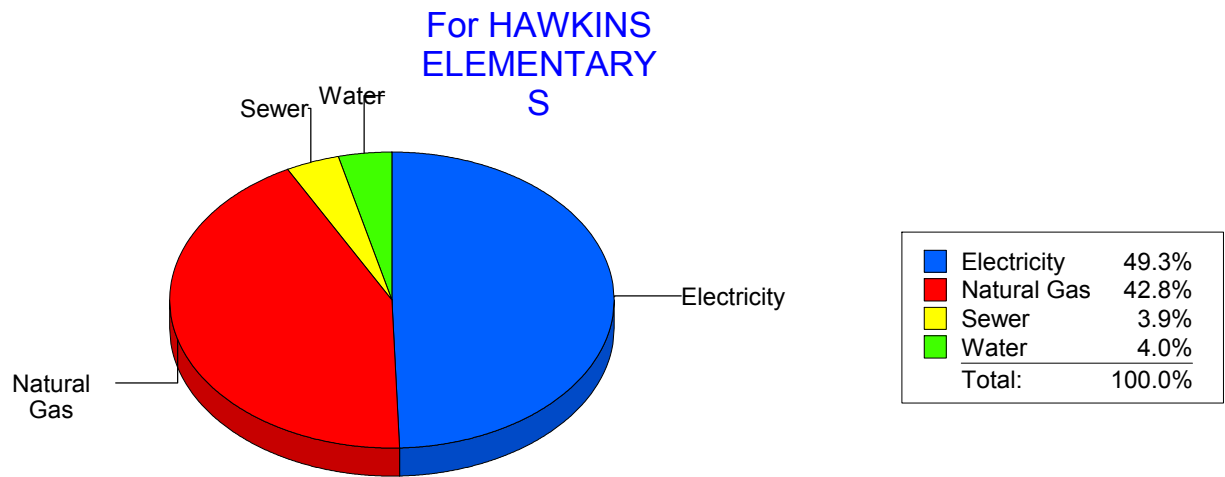
Energy CAP

Cost Avoidance Program

**Cost Summary Graph**

Grouped by Energy Type

Energy Type	Use	Units	Meter Cost	Special Charges	Total Cost	Avg Unit Cost	% of Total Cost
<b>Site: HAWKINS ELEMENTARY S - HAWKINS ELEMENTARY S</b>							
Electricity	26,205	KWH	\$2,518.84	\$0.00	\$2,518.84	0.0961	49.33%
Natural Gas	3,096	CCF	\$2,183.65	\$0.00	\$2,183.65	0.7053	42.77%
Water	44	CCF	\$204.10	\$0.00	\$204.10	4.6386	4.00%
Sewer	47	CCF	\$199.50	\$0.00	\$199.50	4.2447	3.91%
<b>Total Cost:</b>			<b>\$5,106.09</b>	<b>\$0.00</b>	<b>\$5,106.09</b>		



*Filters: Cost Center Name Not Equal To DoNotReport; Billing Period Equal To 201501All Meter CodesAll Group Names*

**elpaso**

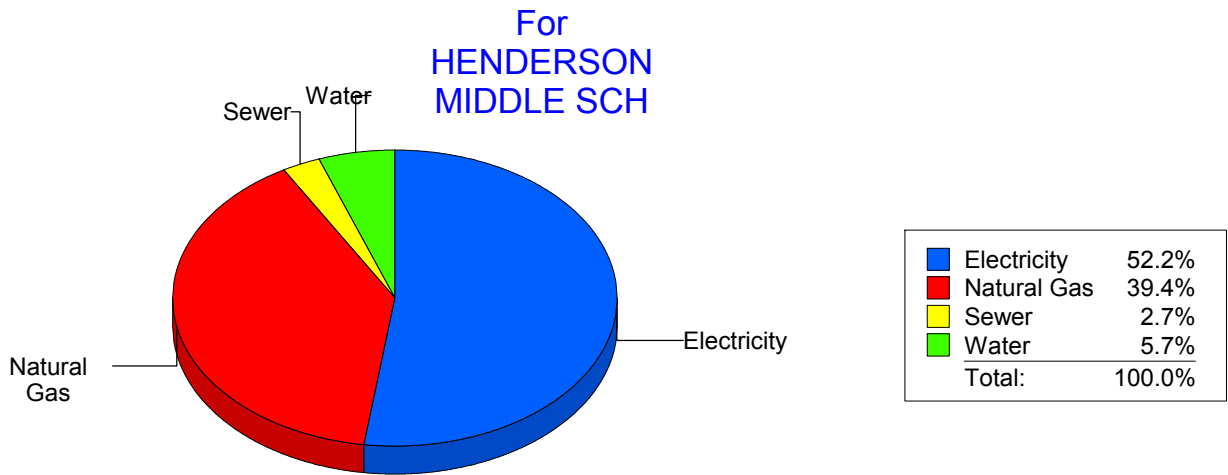
Energy CAP

Cost Avoidance Program

**Cost Summary Graph**

Grouped by Energy Type

Energy Type	Use	Units	Meter Cost	Special Charges	Total Cost	Avg Unit Cost	% of Total Cost
<b>Site: HENDERSON MIDDLE SCH - HENDERSON MIDDLE SCH</b>							
Electricity	45,184	KWH	\$4,848.55	\$0.00	\$4,848.55	0.1073	52.21%
Natural Gas	5,298	CCF	\$3,658.05	\$0.00	\$3,658.05	0.6905	39.39%
Water	182	CCF	\$526.19	\$0.00	\$526.19	2.8912	5.67%
Sewer	135	CCF	\$253.62	\$0.00	\$253.62	1.8787	2.73%
<b>Total Cost:</b>			<b>\$9,286.41</b>	<b>\$0.00</b>	<b>\$9,286.41</b>		



*Filters: Cost Center Name Not Equal To DoNotReport; Billing Period Equal To 201501All Meter CodesAll Group Names*



**elpaso**

Energy CAP

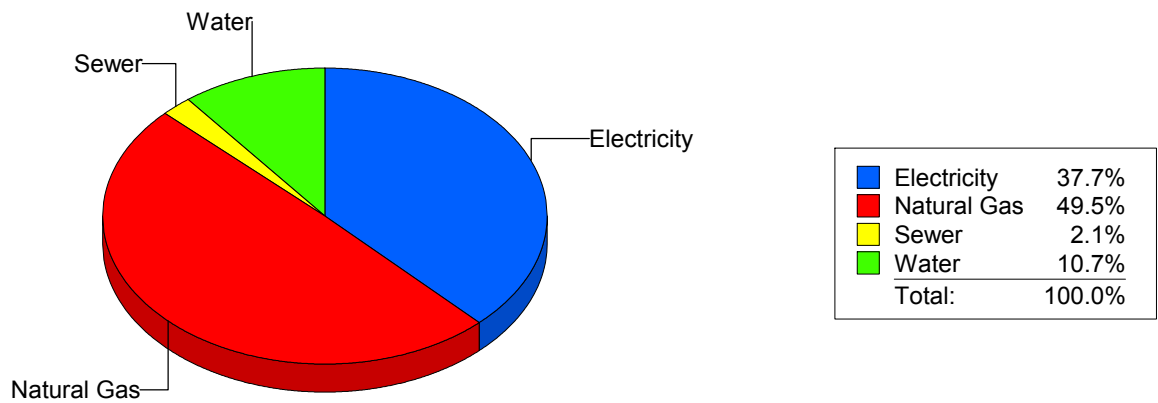
Cost Avoidance Program

**Cost Summary Graph**

Grouped by Energy Type

Energy Type	Use	Units	Meter Cost	Special Charges	Total Cost	Avg Unit Cost	% of Total Cost
<b>Site: HERCULES COTTAGES - HERCULES COTTAGES</b>							
Electricity	5,555	KWH	\$763.98	\$0.00	\$763.98	0.1375	37.73%
Natural Gas	945	CCF	\$1,002.42	\$0.00	\$1,002.42	1.0608	49.50%
Water	46	CCF	\$216.18	\$0.00	\$216.18	4.6996	10.68%
Sewer	4	CCF	\$42.45	\$0.00	\$42.45	10.6125	2.10%
<b>Total Cost:</b>			<b>\$2,025.03</b>	<b>\$0.00</b>	<b>\$2,025.03</b>		

For HERCULES COTTAGES



*Filters: Cost Center Name Not Equal To DoNotReport; Billing Period Equal To 201501All Meter CodesAll Group Names*

**elpaso**

Energy CAP

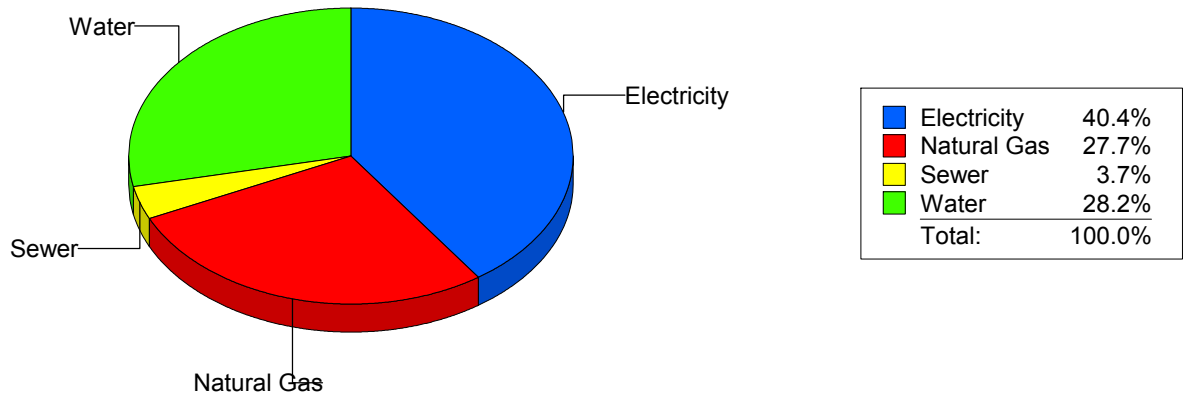
Cost Avoidance Program

**Cost Summary Graph**

Grouped by Energy Type

Energy Type	Use	Units	Meter Cost	Special Charges	Total Cost	Avg Unit Cost	% of Total Cost
<b>Site: HERRERA - HERRERA ELEMENTARY</b>							
Electricity	45,200	KWH	\$4,382.06	\$0.00	\$4,382.06	0.0969	40.41%
Natural Gas	4,316	CCF	\$3,000.53	\$0.00	\$3,000.53	0.6952	27.67%
Water	795	CCF	\$3,057.46	\$0.00	\$3,057.46	3.8459	28.20%
Sewer	126	CCF	\$403.11	\$0.00	\$403.11	3.1993	3.72%
<b>Total Cost:</b>			<b>\$10,843.16</b>	<b>\$0.00</b>	<b>\$10,843.16</b>		

For HERRERA ELEMENTARY



*Filters: Cost Center Name Not Equal To DoNotReport; Billing Period Equal To 201501All Meter CodesAll Group Names*

**elpaso**

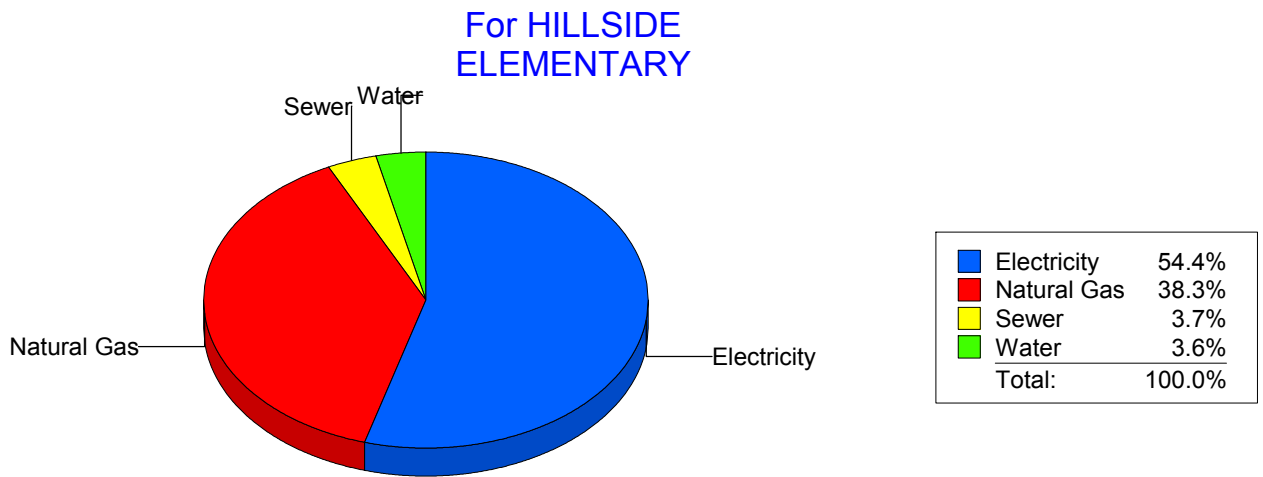
Energy CAP

Cost Avoidance Program

**Cost Summary Graph**

Grouped by Energy Type

Energy Type	Use	Units	Meter Cost	Special Charges	Total Cost	Avg Unit Cost	% of Total Cost
<b>Site: HILLSIDE ELEMENTARY - HILLSIDE ELEMENTARY</b>							
Electricity	46,445	KWH	\$5,449.75	\$0.00	\$5,449.75	0.1173	54.41%
Natural Gas	5,215	CCF	\$3,837.59	\$0.00	\$3,837.59	0.7359	38.31%
Water	101	CCF	\$360.68	\$0.00	\$360.68	3.5711	3.60%
Sewer	110	CCF	\$367.95	\$0.00	\$367.95	3.3450	3.67%
<b>Total Cost:</b>			<b>\$10,015.97</b>	<b>\$0.00</b>	<b>\$10,015.97</b>		



*Filters: Cost Center Name Not Equal To DoNotReport; Billing Period Equal To 201501All Meter CodesAll Group Names*

**elpaso**

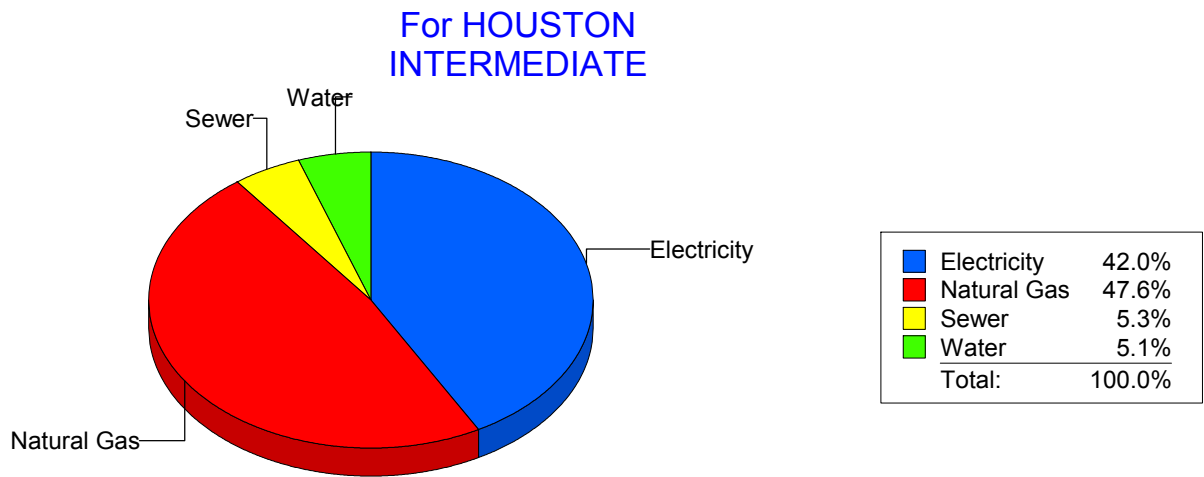
Energy CAP

Cost Avoidance Program

**Cost Summary Graph**

Grouped by Energy Type

Energy Type	Use	Units	Meter Cost	Special Charges	Total Cost	Avg Unit Cost	% of Total Cost
<b>Site: HOUSTON INTERMEDIATE - HOUSTON INTERMEDIATE</b>							
Electricity	24,600	KWH	\$2,606.42	\$0.00	\$2,606.42	0.1060	42.03%
Natural Gas	3,998	CCF	\$2,948.44	\$0.00	\$2,948.44	0.7375	47.55%
Water	63	CCF	\$319.33	\$0.00	\$319.33	5.0687	5.15%
Sewer	72	CCF	\$326.44	\$0.00	\$326.44	4.5339	5.26%
<b>Total Cost:</b>			<b>\$6,200.63</b>	<b>\$0.00</b>	<b>\$6,200.63</b>		



*Filters: Cost Center Name Not Equal To DoNotReport; Billing Period Equal To 201501All Meter CodesAll Group Names*

**elpaso**

Energy CAP

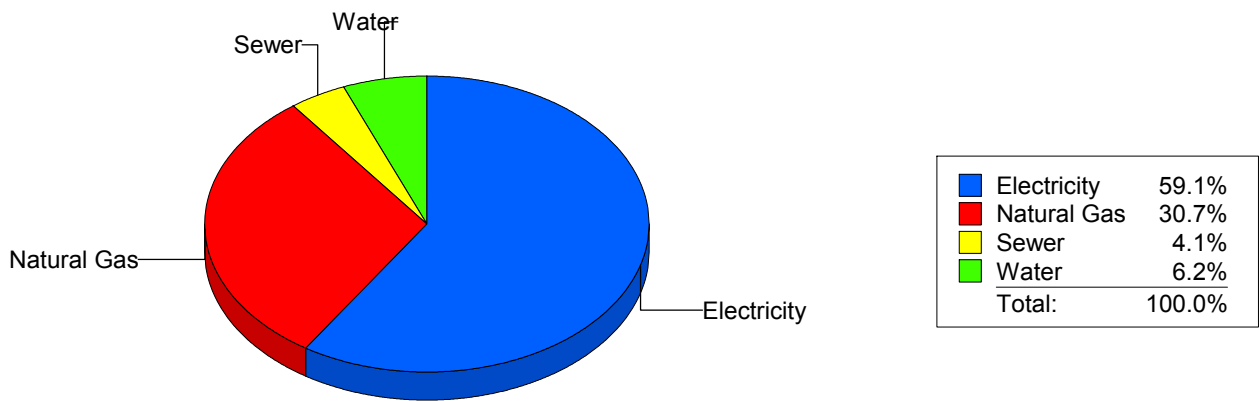
Cost Avoidance Program

**Cost Summary Graph**

Grouped by Energy Type

Energy Type	Use	Units	Meter Cost	Special Charges	Total Cost	Avg Unit Cost	% of Total Cost
<b>Site: MOYE - HR MOYE</b>							
Electricity	44,400	KWH	\$4,866.28	\$0.00	\$4,866.28	0.1096	59.08%
Natural Gas	3,609	CCF	\$2,527.15	\$0.00	\$2,527.15	0.7002	30.68%
Water	90	CCF	\$507.76	\$0.00	\$507.76	5.6418	6.16%
Sewer	77	CCF	\$335.49	\$0.00	\$335.49	4.3570	4.07%
<b>Total Cost:</b>			<b>\$8,236.68</b>	<b>\$0.00</b>	<b>\$8,236.68</b>		

For HR MOYE



*Filters: Cost Center Name Not Equal To DoNotReport; Billing Period Equal To 201501All Meter CodesAll Group Names*

**elpaso**

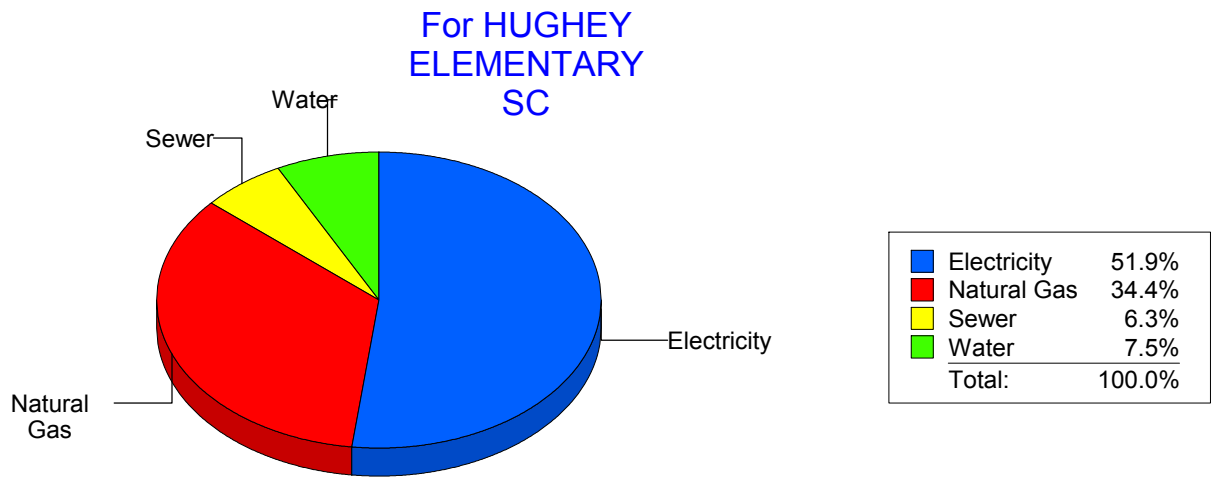
Energy CAP

Cost Avoidance Program

**Cost Summary Graph**

Grouped by Energy Type

Energy Type	Use	Units	Meter Cost	Special Charges	Total Cost	Avg Unit Cost	% of Total Cost
<b>Site: HUGHEY ELEMENTARY SC - HUGHEY ELEMENTARY SC</b>							
Electricity	37,352	KWH	\$4,055.38	\$0.00	\$4,055.38	0.1086	51.89%
Natural Gas	3,610	CCF	\$2,686.39	\$0.00	\$2,686.39	0.7442	34.37%
Water	171	CCF	\$582.94	\$0.00	\$582.94	3.4090	7.46%
Sewer	150	CCF	\$490.47	\$0.00	\$490.47	3.2698	6.28%
<b>Total Cost:</b>			<b>\$7,815.18</b>	<b>\$0.00</b>	<b>\$7,815.18</b>		



*Filters: Cost Center Name Not Equal To DoNotReport; Billing Period Equal To 201501All Meter CodesAll Group Names*

**elpaso**

Energy CAP

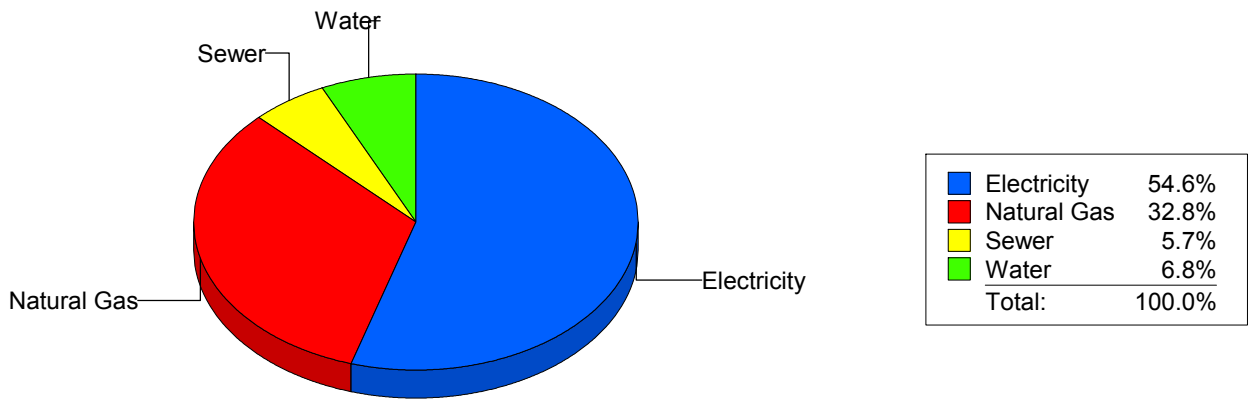
Cost Avoidance Program

**Cost Summary Graph**

Grouped by Energy Type

Energy Type	Use	Units	Meter Cost	Special Charges	Total Cost	Avg Unit Cost	% of Total Cost
<b>Site: IRVIN HIGH SCHOOL - IRVIN HIGH SCHOOL</b>							
Electricity	116,201	KWH	\$10,938.03	\$0.00	\$10,938.03	0.0941	54.65%
Natural Gas	9,534	CCF	\$6,574.41	\$0.00	\$6,574.41	0.6896	32.85%
Water	791	CCF	\$1,369.35	\$0.00	\$1,369.35	1.7312	6.84%
Sewer	714	CCF	\$1,134.15	\$0.00	\$1,134.15	1.5884	5.67%
<b>Total Cost:</b>			<b>\$20,015.94</b>	<b>\$0.00</b>	<b>\$20,015.94</b>		

For IRVIN HIGH SCHOOL



*Filters: Cost Center Name Not Equal To DoNotReport; Billing Period Equal To 201501All Meter CodesAll Group Names*

**el Paso**

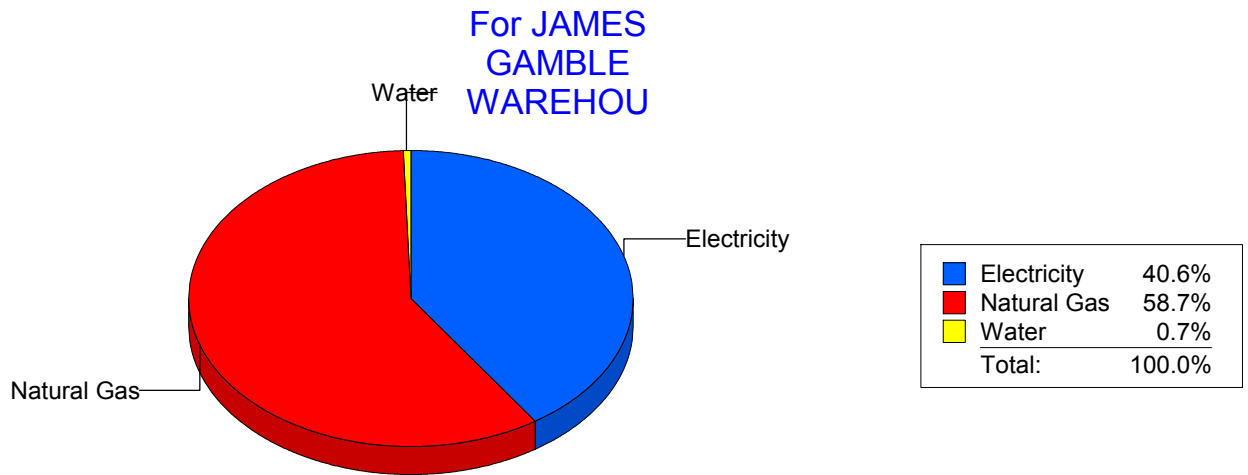
Energy CAP

Cost Avoidance Program

**Cost Summary Graph**

Grouped by Energy Type

Energy Type	Use	Units	Meter Cost	Special Charges	Total Cost	Avg Unit Cost	% of Total Cost
Site: JAMES GAMBLE WAREHOU - JAMES GAMBLE WAREHOU							
Electricity	27,300	KWH	\$2,344.37	\$0.00	\$2,344.37	0.0859	40.64%
Natural Gas	4,890	CCF	\$3,384.82	\$0.00	\$3,384.82	0.6922	58.68%
Water	0	CCF	\$39.32	\$0.00	\$39.32	0.0000	0.68%
<b>Total Cost:</b>			<b>\$5,768.51</b>	<b>\$0.00</b>	<b>\$5,768.51</b>		



*Filters: Cost Center Name Not Equal To DoNotReport; Billing Period Equal To 201501All Meter CodesAll Group Names*



**elpaso**

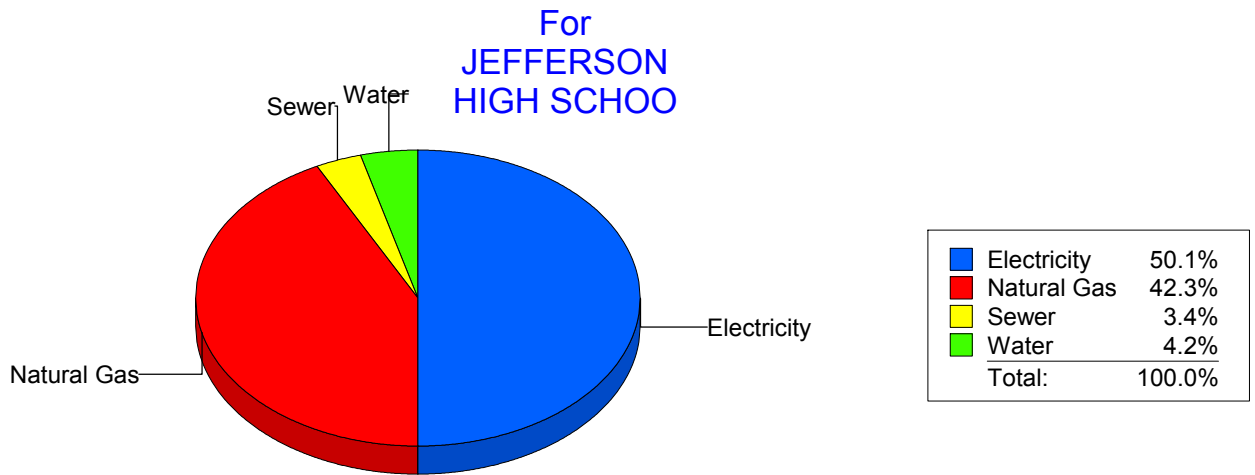
Energy CAP

Cost Avoidance Program

**Cost Summary Graph**

Grouped by Energy Type

Energy Type	Use	Units	Meter Cost	Special Charges	Total Cost	Avg Unit Cost	% of Total Cost
<b>Site: JEFFERSON HIGH SCHOO - JEFFERSON HIGH SCHOO</b>							
Electricity	98,988	KWH	\$9,551.49	\$0.00	\$9,551.49	0.0965	50.13%
Natural Gas	10,958	CCF	\$8,052.68	\$0.00	\$8,052.68	0.7349	42.26%
Water	338	CCF	\$802.36	\$0.00	\$802.36	2.3738	4.21%
Sewer	200	CCF	\$648.67	\$0.00	\$648.67	3.2434	3.40%
<b>Total Cost:</b>			<b>\$19,055.20</b>	<b>\$0.00</b>	<b>\$19,055.20</b>		



*Filters: Cost Center Name Not Equal To DoNotReport; Billing Period Equal To 201501All Meter CodesAll Group Names*

**el Paso**

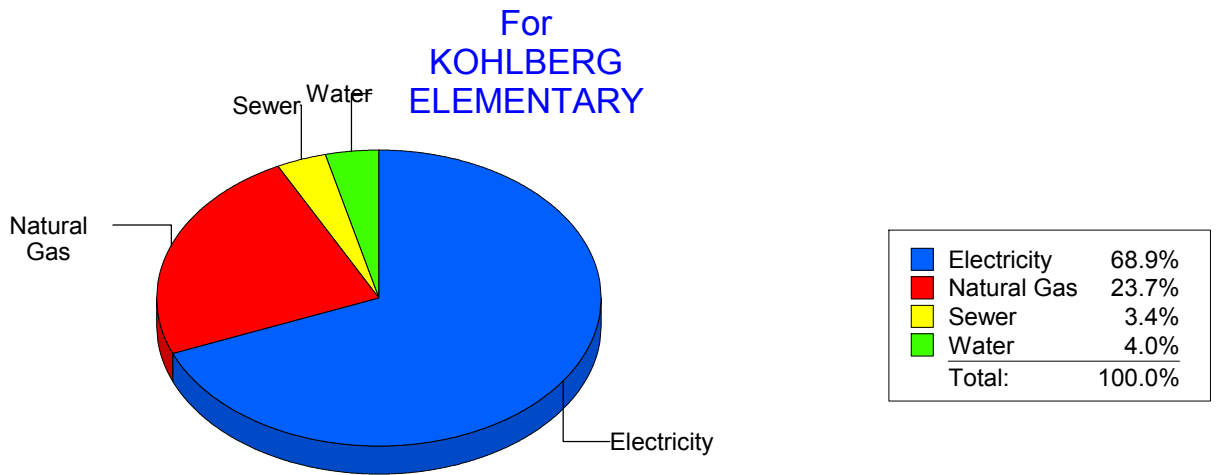
Energy CAP

Cost Avoidance Program

**Cost Summary Graph**

Grouped by Energy Type

Energy Type	Use	Units	Meter Cost	Special Charges	Total Cost	Avg Unit Cost	% of Total Cost
<b>Site: KOHLBERG ELEMENTARY - KOHLBERG ELEMENTARY</b>							
Electricity	65,740	KWH	\$7,051.26	\$0.00	\$7,051.26	0.1073	68.94%
Natural Gas	3,327	CCF	\$2,420.36	\$0.00	\$2,420.36	0.7275	23.66%
Water	122	CCF	\$405.67	\$0.00	\$405.67	3.3252	3.97%
Sewer	108	CCF	\$351.38	\$0.00	\$351.38	3.2535	3.44%
<b>Total Cost:</b>			<b>\$10,228.67</b>	<b>\$0.00</b>	<b>\$10,228.67</b>		



*Filters: Cost Center Name Not Equal To DoNotReport; Billing Period Equal To 201501All Meter CodesAll Group Names*

**el Paso**

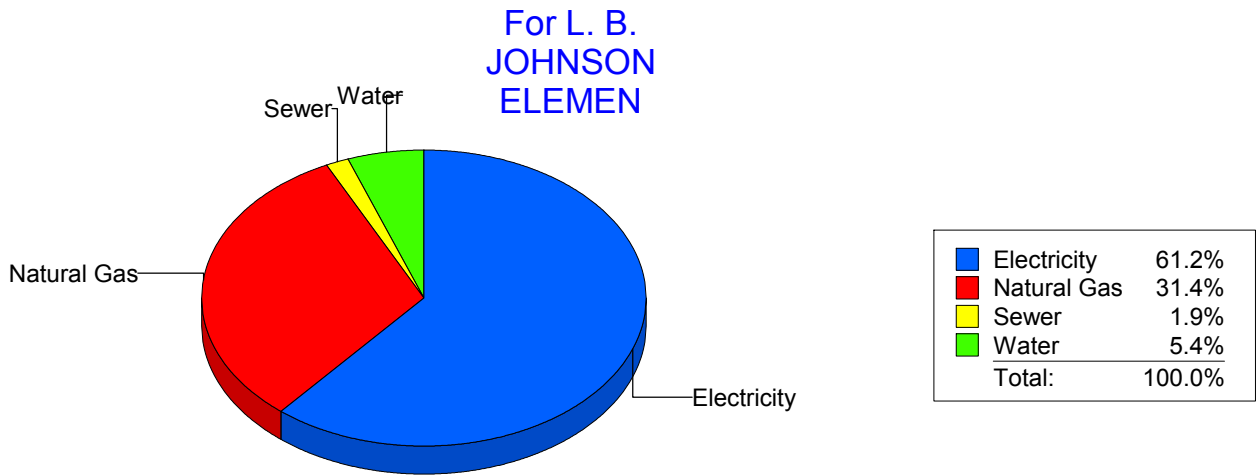
Energy CAP

Cost Avoidance Program

**Cost Summary Graph**

Grouped by Energy Type

Energy Type	Use	Units	Meter Cost	Special Charges	Total Cost	Avg Unit Cost	% of Total Cost
<b>Site: L. B. JOHNSON ELEMEN - L. B. JOHNSON ELEMEN</b>							
Electricity	55,350	KWH	\$6,374.20	\$0.00	\$6,374.20	0.1152	61.23%
Natural Gas	4,603	CCF	\$3,271.18	\$0.00	\$3,271.18	0.7107	31.42%
Water	159	CCF	\$564.13	\$0.00	\$564.13	3.5480	5.42%
Sewer	38	CCF	\$201.27	\$0.00	\$201.27	5.2966	1.93%
<b>Total Cost:</b>			<b>\$10,410.78</b>	<b>\$0.00</b>	<b>\$10,410.78</b>		



*Filters: Cost Center Name Not Equal To DoNotReport; Billing Period Equal To 201501All Meter CodesAll Group Names*

**elpaso**

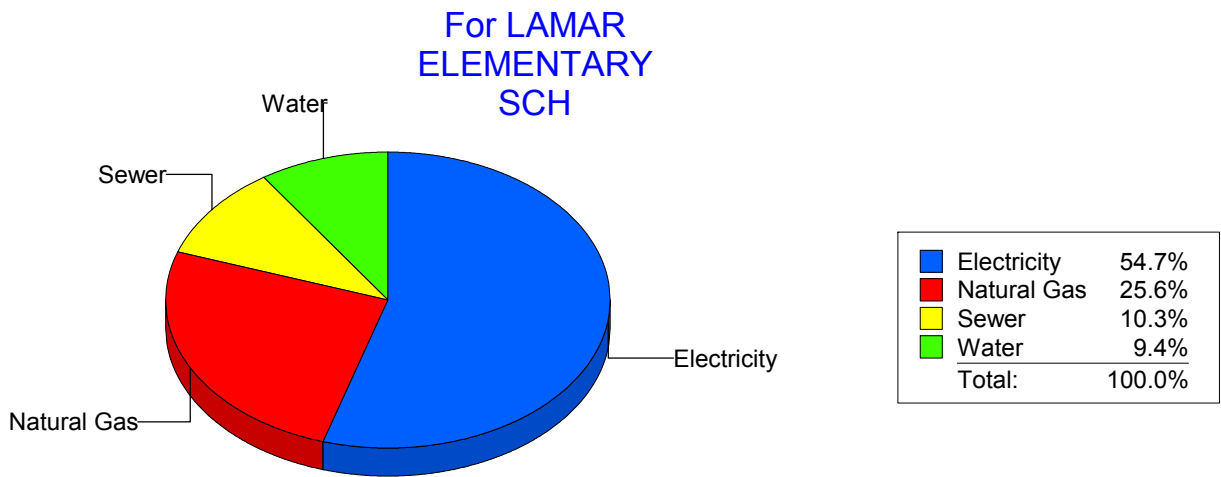
Energy CAP

Cost Avoidance Program

**Cost Summary Graph**

Grouped by Energy Type

Energy Type	Use	Units	Meter Cost	Special Charges	Total Cost	Avg Unit Cost	% of Total Cost
<b>Site: LAMAR ELEMENTARY SCH - LAMAR ELEMENTARY SCH</b>							
Electricity	29,400	KWH	\$3,330.60	\$0.00	\$3,330.60	0.1133	54.67%
Natural Gas	1,959	CCF	\$1,560.98	\$0.00	\$1,560.98	0.7968	25.62%
Water	150	CCF	\$572.51	\$0.00	\$572.51	3.8167	9.40%
Sewer	191	CCF	\$628.56	\$0.00	\$628.56	3.2909	10.32%
<b>Total Cost:</b>			<b>\$6,092.65</b>	<b>\$0.00</b>	<b>\$6,092.65</b>		



*Filters: Cost Center Name Not Equal To DoNotReport; Billing Period Equal To 201501All Meter CodesAll Group Names*

**elpaso**

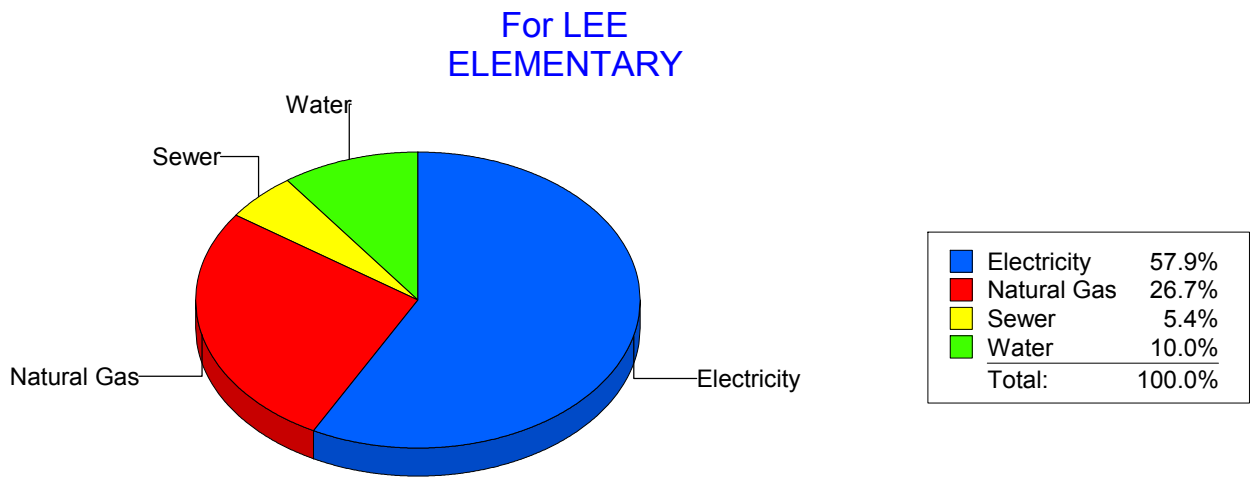
Energy CAP

Cost Avoidance Program

**Cost Summary Graph**

Grouped by Energy Type

Energy Type	Use	Units	Meter Cost	Special Charges	Total Cost	Avg Unit Cost	% of Total Cost
<b>Site: LEE ELEMENTARY - LEE ELEMENTARY</b>							
Electricity	37,870	KWH	\$4,499.67	\$0.00	\$4,499.67	0.1188	57.87%
Natural Gas	2,940	CCF	\$2,078.56	\$0.00	\$2,078.56	0.7070	26.73%
Water	179	CCF	\$780.83	\$0.00	\$780.83	4.3622	10.04%
Sewer	97	CCF	\$416.60	\$0.00	\$416.60	4.2948	5.36%
<b>Total Cost:</b>			<b>\$7,775.66</b>	<b>\$0.00</b>	<b>\$7,775.66</b>		



*Filters: Cost Center Name Not Equal To DoNotReport; Billing Period Equal To 201501All Meter CodesAll Group Names*

**elpaso**

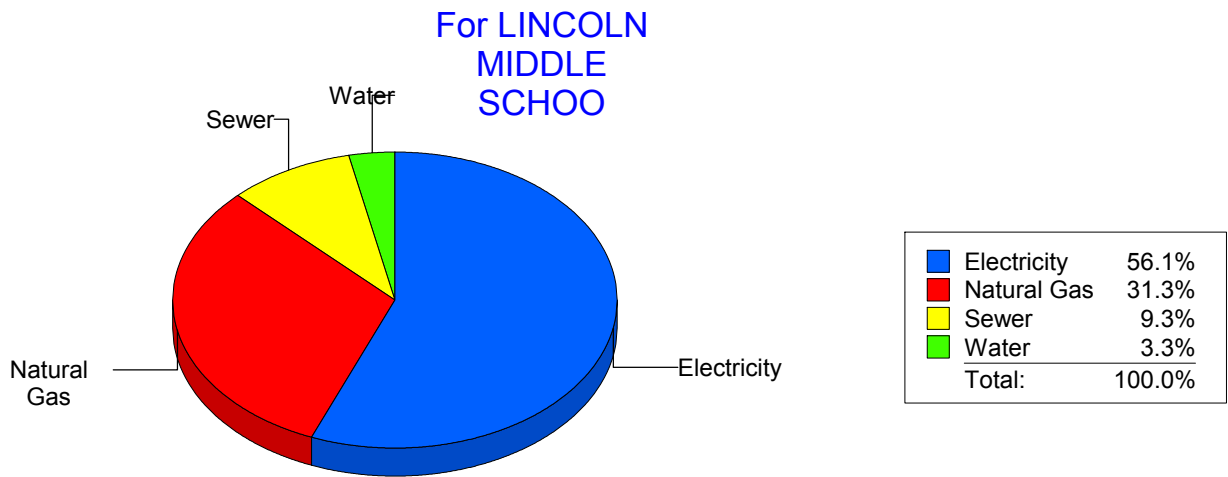
Energy CAP

Cost Avoidance Program

**Cost Summary Graph**

Grouped by Energy Type

Energy Type	Use	Units	Meter Cost	Special Charges	Total Cost	Avg Unit Cost	% of Total Cost
<b>Site: LINCOLN MIDDLE SCHOO - LINCOLN MIDDLE SCHOO</b>							
Electricity	25,357	KWH	\$6,294.82	\$0.00	\$6,294.82	0.2482	56.12%
Natural Gas	5,073	CCF	\$3,507.39	\$0.00	\$3,507.39	0.6914	31.27%
Water	150	CCF	\$369.39	\$0.00	\$369.39	2.4626	3.29%
Sewer	650	CCF	\$1,045.83	\$0.00	\$1,045.83	1.6090	9.32%
<b>Total Cost:</b>			<b>\$11,217.43</b>	<b>\$0.00</b>	<b>\$11,217.43</b>		



*Filters: Cost Center Name Not Equal To DoNotReport; Billing Period Equal To 201501All Meter CodesAll Group Names*

**elpaso**

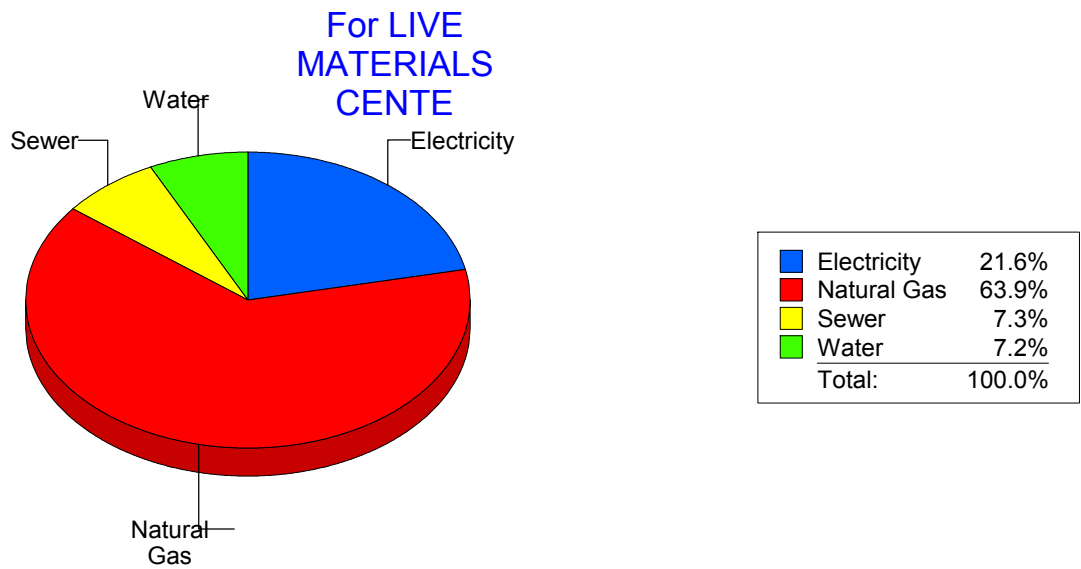
Energy CAP

Cost Avoidance Program

**Cost Summary Graph**

Grouped by Energy Type

Energy Type	Use	Units	Meter Cost	Special Charges	Total Cost	Avg Unit Cost	% of Total Cost
<b>Site: LIVE MATERIALS CENTE - LIVE MATERIALS CENTE</b>							
Electricity		324 KWH	\$69.12	\$0.00	\$69.12	0.2133	21.62%
Natural Gas		76 CCF	\$204.18	\$0.00	\$204.18	2.6866	63.87%
Water		0 CCF	\$23.14	\$0.00	\$23.14	0.0000	7.24%
Sewer		1 CCF	\$23.24	\$0.00	\$23.24	23.2400	7.27%
<b>Total Cost:</b>			<b>\$319.68</b>	<b>\$0.00</b>	<b>\$319.68</b>		



*Filters: Cost Center Name Not Equal To DoNotReport; Billing Period Equal To 201501All Meter CodesAll Group Names*

**elpaso**

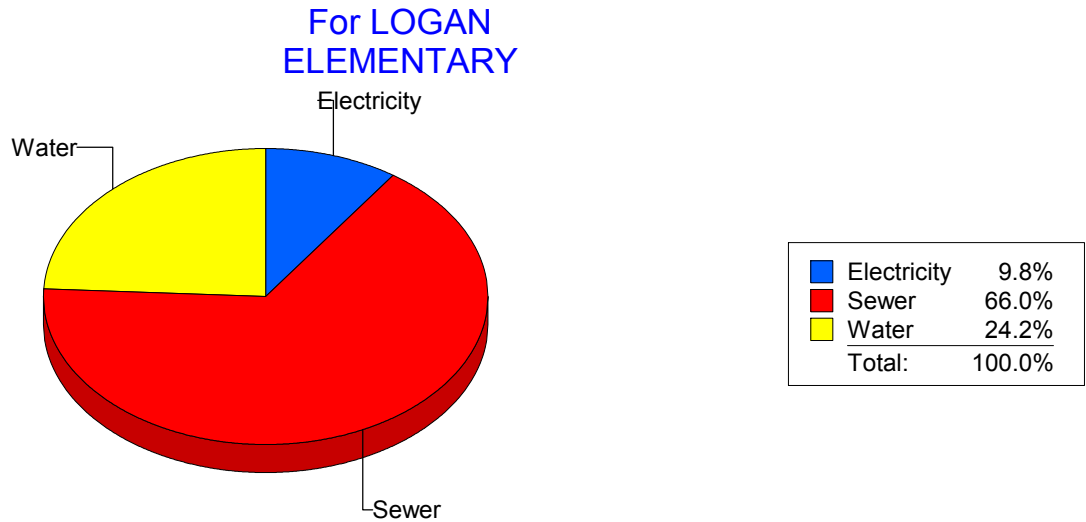
Energy CAP

Cost Avoidance Program

**Cost Summary Graph**

Grouped by Energy Type

Energy Type	Use	Units	Meter Cost	Special Charges	Total Cost	Avg Unit Cost	% of Total Cost
<b>Site: LOGAN ELEMENTARY - LOGAN ELEMENTARY</b>							
Electricity		0 KWH	\$33.24	\$0.00	\$33.24	0.0000	9.83%
Water		9 CCF	\$81.77	\$0.00	\$81.77	9.0856	24.17%
Sewer		113 CCF	\$223.26	\$0.00	\$223.26	1.9758	66.00%
<b>Total Cost:</b>			<b>\$338.27</b>	<b>\$0.00</b>	<b>\$338.27</b>		



*Filters: Cost Center Name Not Equal To DoNotReport; Billing Period Equal To 201501All Meter CodesAll Group Names*



**elpaso**

Energy CAP

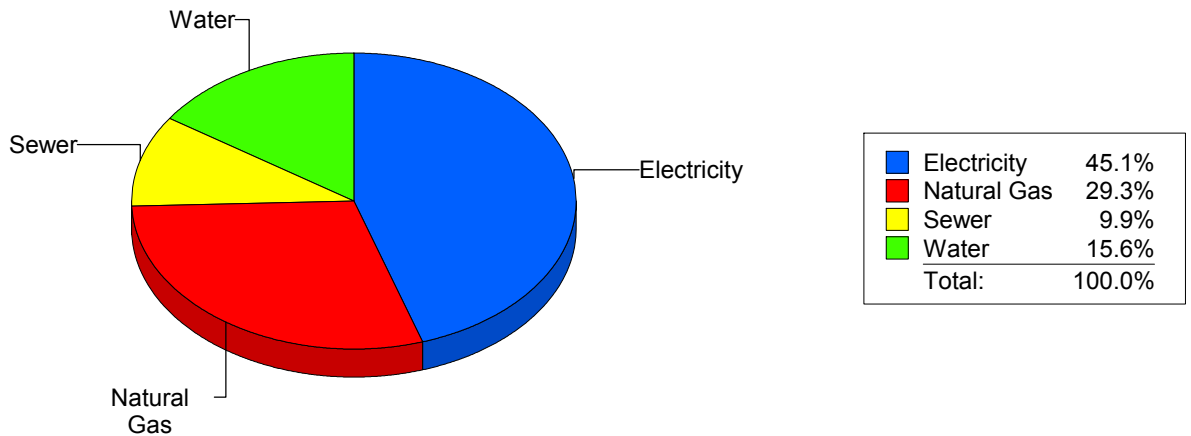
Cost Avoidance Program

**Cost Summary Graph**

Grouped by Energy Type

Energy Type	Use	Units	Meter Cost	Special Charges	Total Cost	Avg Unit Cost	% of Total Cost
<b>Site: LUNDY - LUNDY</b>							
Electricity	46,800	KWH	\$5,068.84	\$0.00	\$5,068.84	0.1083	45.13%
Natural Gas	4,638	CCF	\$3,293.58	\$0.00	\$3,293.58	0.7101	29.33%
Water	492	CCF	\$1,755.86	\$0.00	\$1,755.86	3.5688	15.63%
Sewer	640	CCF	\$1,112.43	\$0.00	\$1,112.43	1.7382	9.91%
<b>Total Cost:</b>			<b>\$11,230.71</b>	<b>\$0.00</b>	<b>\$11,230.71</b>		

For LUNDY



*Filters: Cost Center Name Not Equal To DoNotReport; Billing Period Equal To 201501All Meter CodesAll Group Names*

**elpaso**

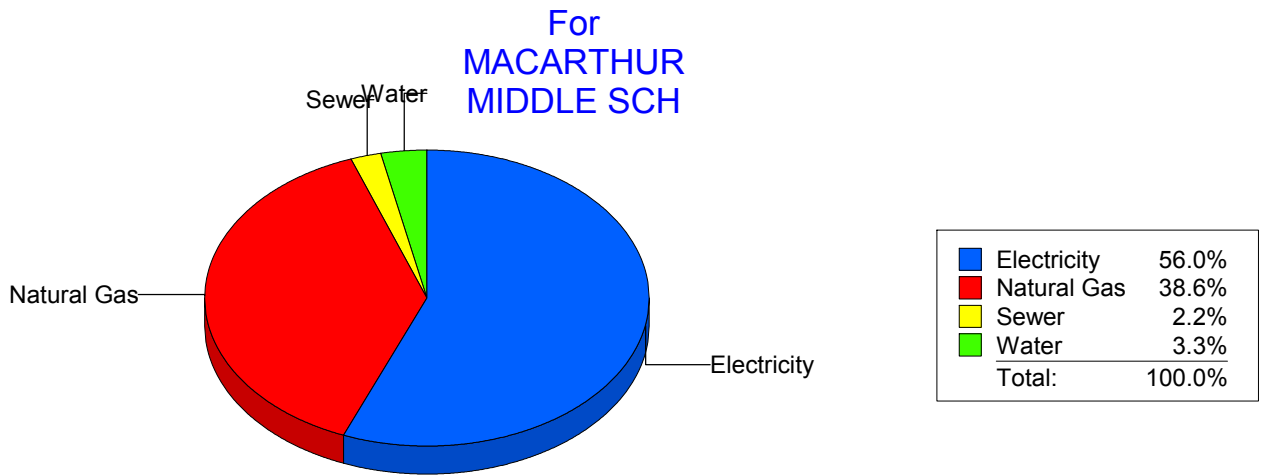
Energy CAP

Cost Avoidance Program

**Cost Summary Graph**

Grouped by Energy Type

Energy Type	Use	Units	Meter Cost	Special Charges	Total Cost	Avg Unit Cost	% of Total Cost
<b>Site: MACARTHUR MIDDLE SCH - MACARTHUR MIDDLE SCH</b>							
Electricity	67,360	KWH	\$8,610.81	\$0.00	\$8,610.81	0.1278	55.99%
Natural Gas	8,693	CCF	\$5,931.23	\$0.00	\$5,931.23	0.6823	38.57%
Water	136	CCF	\$502.20	\$0.00	\$502.20	3.6926	3.27%
Sewer	135	CCF	\$335.13	\$0.00	\$335.13	2.4824	2.18%
<b>Total Cost:</b>			<b>\$15,379.37</b>	<b>\$0.00</b>	<b>\$15,379.37</b>		



*Filters: Cost Center Name Not Equal To DoNotReport; Billing Period Equal To 201501All Meter CodesAll Group Names*

**elpaso**

Energy CAP

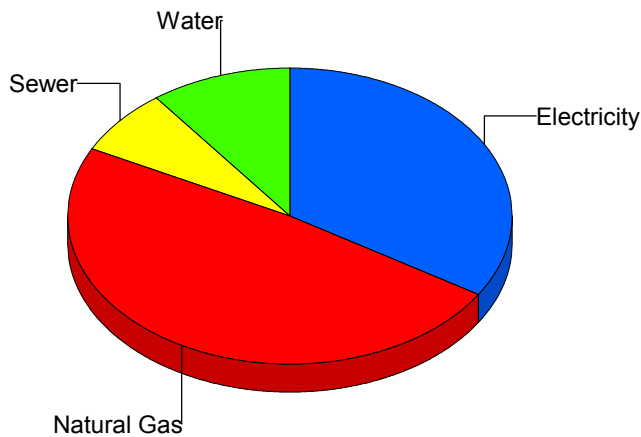
Cost Avoidance Program

**Cost Summary Graph**

Grouped by Energy Type

Energy Type	Use	Units	Meter Cost	Special Charges	Total Cost	Avg Unit Cost	% of Total Cost
<b>Site: MAGOFFIN MIDDLE SCHO - MAGOFFIN MIDDLE SCHO</b>							
Electricity	18,315	KWH	\$2,032.72	\$0.00	\$2,032.72	0.1110	33.81%
Natural Gas	4,201	CCF	\$2,923.60	\$0.00	\$2,923.60	0.6959	48.63%
Water	104	CCF	\$609.99	\$0.00	\$609.99	5.8653	10.15%
Sewer	157	CCF	\$445.89	\$0.00	\$445.89	2.8401	7.42%
<b>Total Cost:</b>			<b>\$6,012.20</b>	<b>\$0.00</b>	<b>\$6,012.20</b>		

For MAGOFFIN MIDDLE SCHO



Electricity	33.8%
Natural Gas	48.6%
Sewer	7.4%
Water	10.1%
<b>Total:</b>	<b>100.0%</b>

*Filters: Cost Center Name Not Equal To DoNotReport; Billing Period Equal To 201501All Meter CodesAll Group Names*

**elpaso**

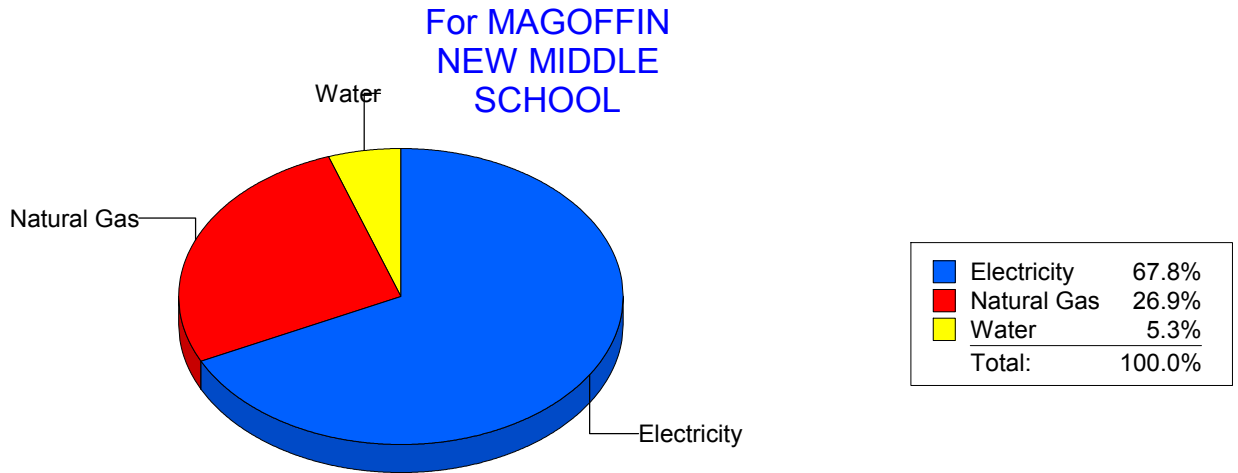
Energy CAP

Cost Avoidance Program

**Cost Summary Graph**

Grouped by Energy Type

Energy Type	Use	Units	Meter Cost	Special Charges	Total Cost	Avg Unit Cost	% of Total Cost
<b>Site: MAGOFFINMIDDLESCHOOLN047 - MAGOFFIN NEW MIDDLE SCHOOL</b>							
Electricity	85,800	KWH	\$8,984.75	\$0.00	\$8,984.75	0.1047	67.77%
Natural Gas	5,165	CCF	\$3,569.00	\$0.00	\$3,569.00	0.6910	26.92%
Water	128	CCF	\$703.89	\$0.00	\$703.89	5.4991	5.31%
<b>Total Cost:</b>			<b>\$13,257.64</b>	<b>\$0.00</b>	<b>\$13,257.64</b>		



*Filters: Cost Center Name Not Equal To DoNotReport; Billing Period Equal To 201501All Meter CodesAll Group Names*

**elpaso**

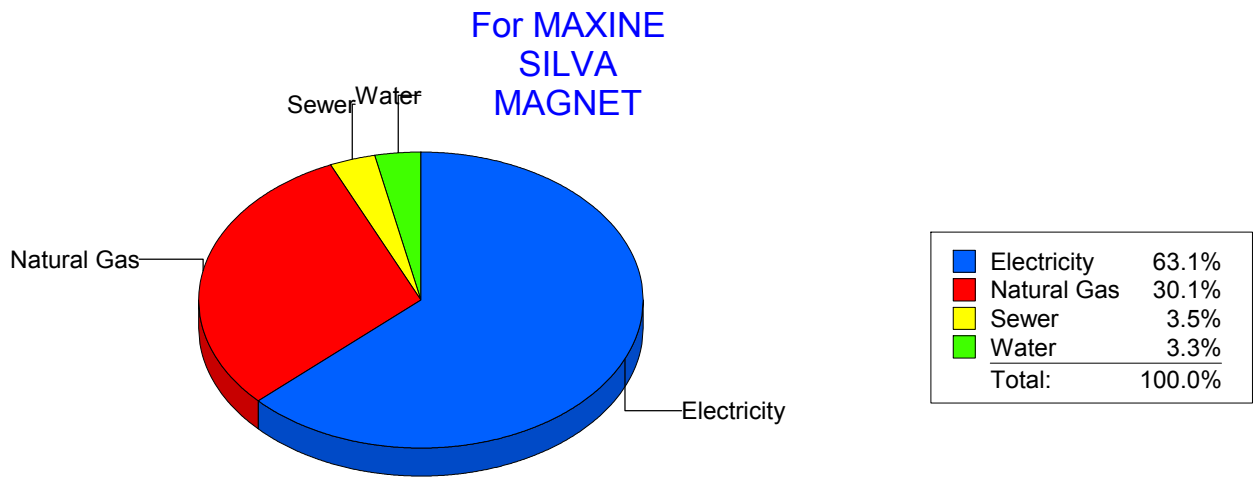
Energy CAP

Cost Avoidance Program

**Cost Summary Graph**

Grouped by Energy Type

Energy Type	Use	Units	Meter Cost	Special Charges	Total Cost	Avg Unit Cost	% of Total Cost
<b>Site: MAXINE SILVA MAGNET - MAXINE SILVA MAGNET</b>							
Electricity	45,600	KWH	\$4,664.60	\$0.00	\$4,664.60	0.1023	63.12%
Natural Gas	3,161	CCF	\$2,227.17	\$0.00	\$2,227.17	0.7046	30.14%
Water	53	CCF	\$241.67	\$0.00	\$241.67	4.5598	3.27%
Sewer	78	CCF	\$256.47	\$0.00	\$256.47	3.2881	3.47%
<b>Total Cost:</b>			<b>\$7,389.91</b>	<b>\$0.00</b>	<b>\$7,389.91</b>		



*Filters: Cost Center Name Not Equal To DoNotReport; Billing Period Equal To 201501All Meter CodesAll Group Names*

**elpaso**

Energy CAP

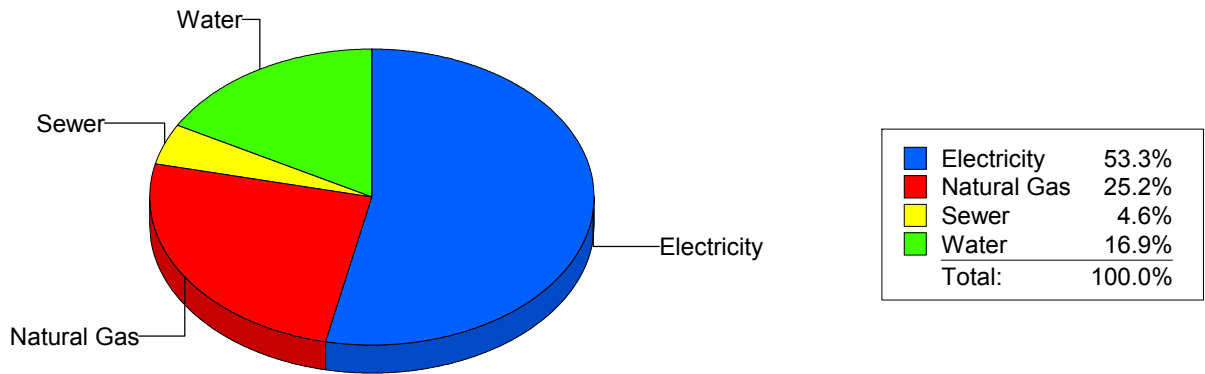
Cost Avoidance Program

**Cost Summary Graph**

Grouped by Energy Type

Energy Type	Use	Units	Meter Cost	Special Charges	Total Cost	Avg Unit Cost	% of Total Cost
<b>Site: MESITA ELEMENTARY - MESITA ELEMENTARY</b>							
Electricity	57,480	KWH	\$5,435.94	\$0.00	\$5,435.94	0.0946	53.31%
Natural Gas	3,562	CCF	\$2,573.57	\$0.00	\$2,573.57	0.7225	25.24%
Water	528	CCF	\$1,720.15	\$0.00	\$1,720.15	3.2579	16.87%
Sewer	172	CCF	\$466.59	\$0.00	\$466.59	2.7127	4.58%
<b>Total Cost:</b>			<b>\$10,196.25</b>	<b>\$0.00</b>	<b>\$10,196.25</b>		

For MESITA ELEMENTARY



*Filters: Cost Center Name Not Equal To DoNotReport; Billing Period Equal To 201501All Meter CodesAll Group Names*

**elpaso**

Energy CAP

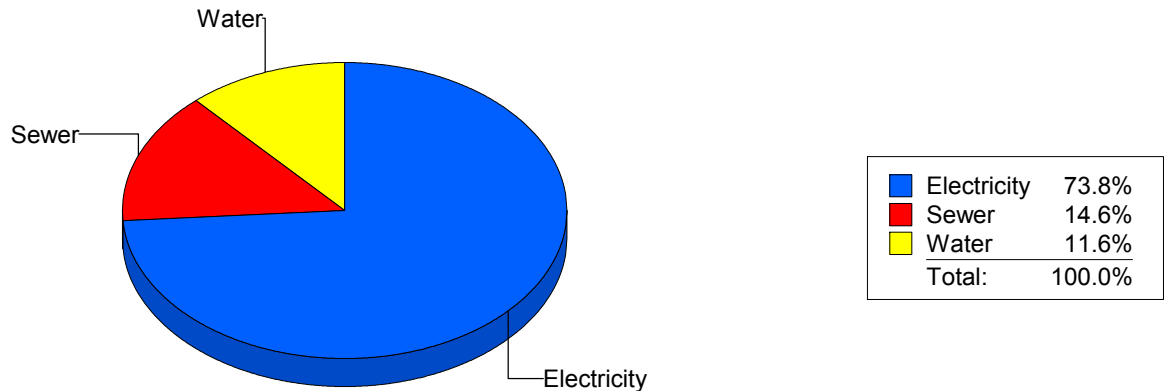
Cost Avoidance Program

**Cost Summary Graph**

Grouped by Energy Type

Energy Type	Use	Units	Meter Cost	Special Charges	Total Cost	Avg Unit Cost	% of Total Cost
<b>Site: MILAM ELEMENTARY - MILAM ELEMENTARY</b>							
Electricity	15,360	KWH	\$1,686.78	\$0.00	\$1,686.78	0.1098	73.76%
Water	84	CCF	\$266.43	\$0.00	\$266.43	3.1718	11.65%
Sewer	134	CCF	\$333.75	\$0.00	\$333.75	2.4907	14.59%
<b>Total Cost:</b>			<b>\$2,286.96</b>	<b>\$0.00</b>	<b>\$2,286.96</b>		

For MILAM ELEMENTARY



*Filters: Cost Center Name Not Equal To DoNotReport; Billing Period Equal To 201501All Meter CodesAll Group Names*

**elpaso**

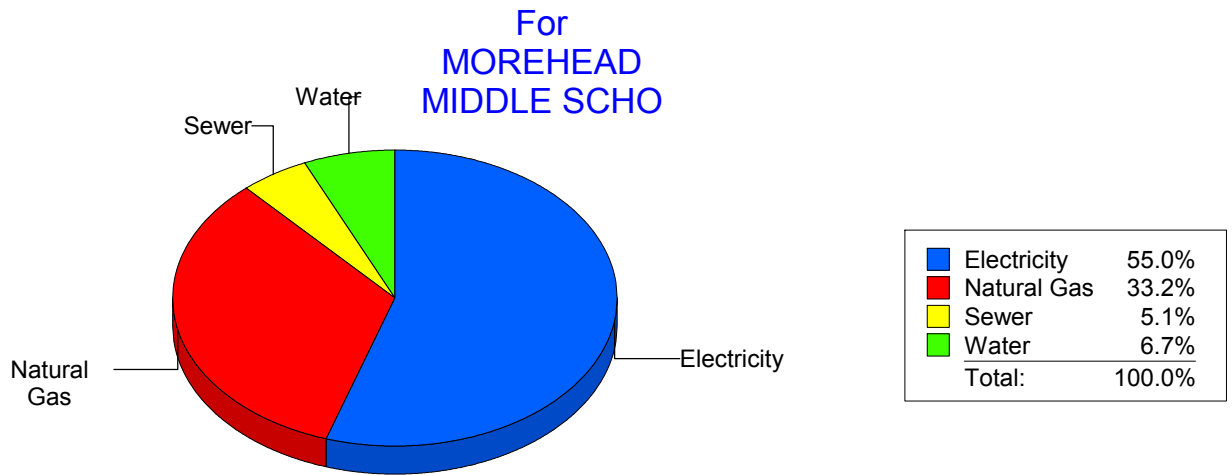
Energy CAP

Cost Avoidance Program

**Cost Summary Graph**

Grouped by Energy Type

Energy Type	Use	Units	Meter Cost	Special Charges	Total Cost	Avg Unit Cost	% of Total Cost
<b>Site: MOREHEAD MIDDLE SCHO - MOREHEAD MIDDLE SCHO</b>							
Electricity	66,811	KWH	\$6,857.00	\$0.00	\$6,857.00	0.1026	55.04%
Natural Gas	6,004	CCF	\$4,130.75	\$0.00	\$4,130.75	0.6880	33.16%
Water	455	CCF	\$832.20	\$0.00	\$832.20	1.8290	6.68%
Sewer	296	CCF	\$637.71	\$0.00	\$637.71	2.1544	5.12%
<b>Total Cost:</b>			<b>\$12,457.66</b>	<b>\$0.00</b>	<b>\$12,457.66</b>		



*Filters: Cost Center Name Not Equal To DoNotReport; Billing Period Equal To 201501All Meter CodesAll Group Names*



**el paso**

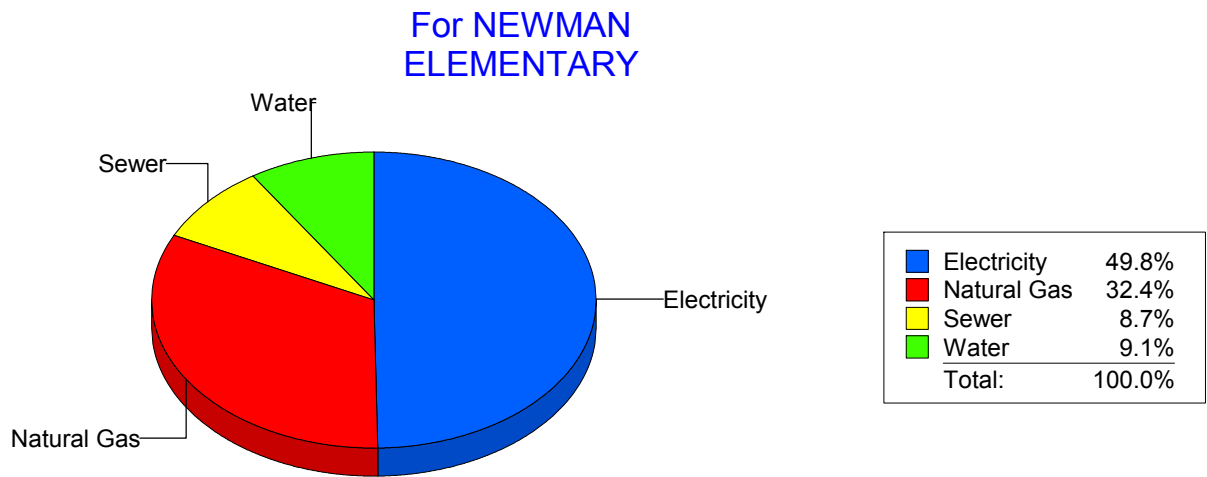
Energy CAP

Cost Avoidance Program

**Cost Summary Graph**

Grouped by Energy Type

Energy Type	Use	Units	Meter Cost	Special Charges	Total Cost	Avg Unit Cost	% of Total Cost
<b>Site: NEWMAN ELEMENTARY - NEWMAN ELEMENTARY</b>							
Electricity	29,431	KWH	\$3,549.83	\$0.00	\$3,549.83	0.1206	49.83%
Natural Gas	3,065	CCF	\$2,307.07	\$0.00	\$2,307.07	0.7527	32.39%
Water	314	CCF	\$650.53	\$0.00	\$650.53	2.0718	9.13%
Sewer	359	CCF	\$616.25	\$0.00	\$616.25	1.7166	8.65%
<b>Total Cost:</b>			<b>\$7,123.68</b>	<b>\$0.00</b>	<b>\$7,123.68</b>		



*Filters: Cost Center Name Not Equal To DoNotReport; Billing Period Equal To 201501All Meter CodesAll Group Names*

**elpaso**

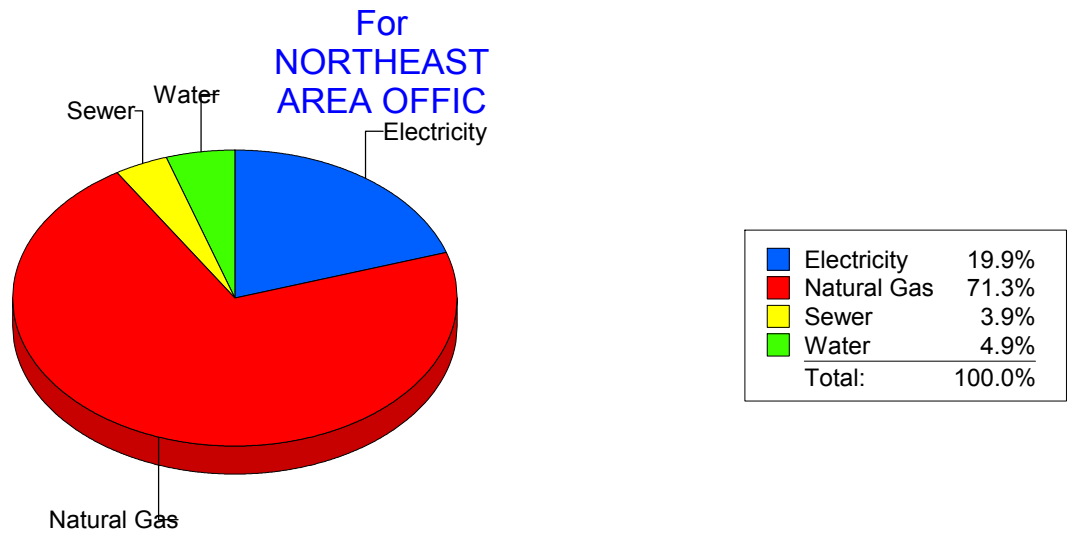
Energy CAP

Cost Avoidance Program

**Cost Summary Graph**

Grouped by Energy Type

Energy Type	Use	Units	Meter Cost	Special Charges	Total Cost	Avg Unit Cost	% of Total Cost
<b>Site: NORTHEAST AREA OFFIC - NORTHEAST AREA OFFIC</b>							
Electricity		1,560 KWH	\$189.35	\$0.00	\$189.35	0.1214	19.95%
Natural Gas		564 CCF	\$676.66	\$0.00	\$676.66	1.1998	71.29%
Water		0 CCF	\$46.28	\$0.00	\$46.28	0.0000	4.88%
Sewer		3 CCF	\$36.93	\$0.00	\$36.93	12.3100	3.89%
<b>Total Cost:</b>			<b>\$949.22</b>	<b>\$0.00</b>	<b>\$949.22</b>		



*Filters: Cost Center Name Not Equal To DoNotReport; Billing Period Equal To 201501All Meter CodesAll Group Names*

**el paso**

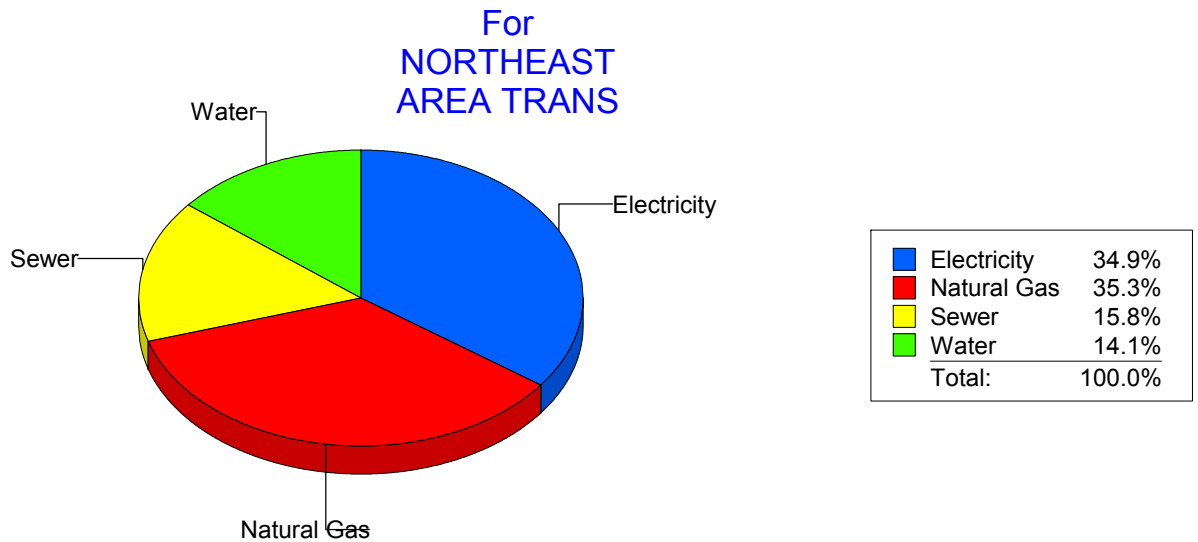
Energy CAP

Cost Avoidance Program

**Cost Summary Graph**

Grouped by Energy Type

Energy Type	Use	Units	Meter Cost	Special Charges	Total Cost	Avg Unit Cost	% of Total Cost
<b>Site: NORTHEAST AREA TRANS - NORTHEAST AREA TRANS</b>							
Electricity	7,529	KWH	\$651.07	\$0.00	\$651.07	0.0865	34.88%
Natural Gas	736	CCF	\$659.31	\$0.00	\$659.31	0.8958	35.32%
Water	34	CCF	\$262.29	\$0.00	\$262.29	7.7144	14.05%
Sewer	47	CCF	\$294.09	\$0.00	\$294.09	6.2572	15.75%
<b>Total Cost:</b>			<b>\$1,866.76</b>	<b>\$0.00</b>	<b>\$1,866.76</b>		



*Filters: Cost Center Name Not Equal To DoNotReport; Billing Period Equal To 201501All Meter CodesAll Group Names*

**el paso**

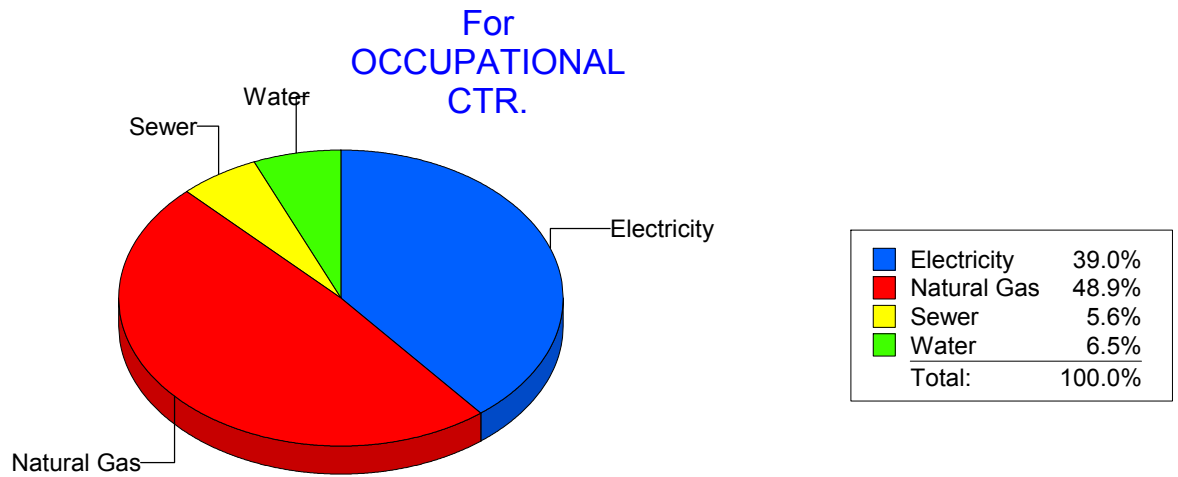
Energy CAP

Cost Avoidance Program

**Cost Summary Graph**

Grouped by Energy Type

Energy Type	Use	Units	Meter Cost	Special Charges	Total Cost	Avg Unit Cost	% of Total Cost
Site: OCCUPATIONAL CTR. - OCCUPATIONAL CTR.							
Electricity	4,000	KWH	\$449.20	\$0.00	\$449.20	0.1123	39.05%
Natural Gas	711	CCF	\$562.23	\$0.00	\$562.23	0.7908	48.87%
Water	3	CCF	\$74.47	\$0.00	\$74.47	24.8233	6.47%
Sewer	8	CCF	\$64.55	\$0.00	\$64.55	8.0688	5.61%
<b>Total Cost:</b>			<b>\$1,150.45</b>	<b>\$0.00</b>	<b>\$1,150.45</b>		



*Filters: Cost Center Name Not Equal To DoNotReport; Billing Period Equal To 201501All Meter CodesAll Group Names*

**elpaso**

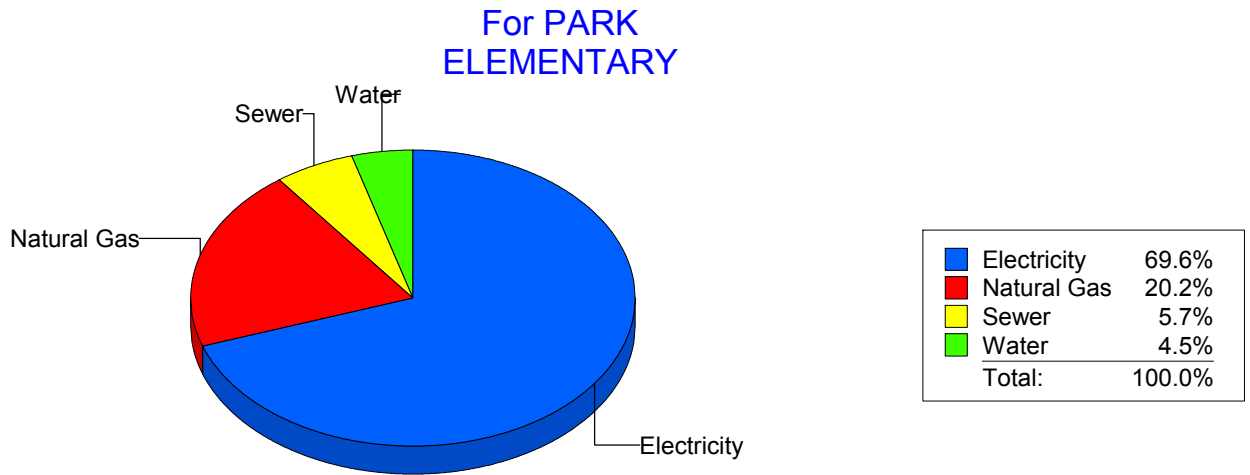
Energy CAP

Cost Avoidance Program

**Cost Summary Graph**

Grouped by Energy Type

Energy Type	Use	Units	Meter Cost	Special Charges	Total Cost	Avg Unit Cost	% of Total Cost
<b>Site: PARK ELEMENTARY - PARK ELEMENTARY</b>							
Electricity	43,168	KWH	\$4,689.46	\$0.00	\$4,689.46	0.1086	69.60%
Natural Gas	1,766	CCF	\$1,358.40	\$0.00	\$1,358.40	0.7692	20.16%
Water	78	CCF	\$302.90	\$0.00	\$302.90	3.8833	4.50%
Sewer	144	CCF	\$386.87	\$0.00	\$386.87	2.6866	5.74%
<b>Total Cost:</b>			<b>\$6,737.63</b>	<b>\$0.00</b>	<b>\$6,737.63</b>		



*Filters: Cost Center Name Not Equal To DoNotReport; Billing Period Equal To 201501All Meter CodesAll Group Names*

**elpaso**

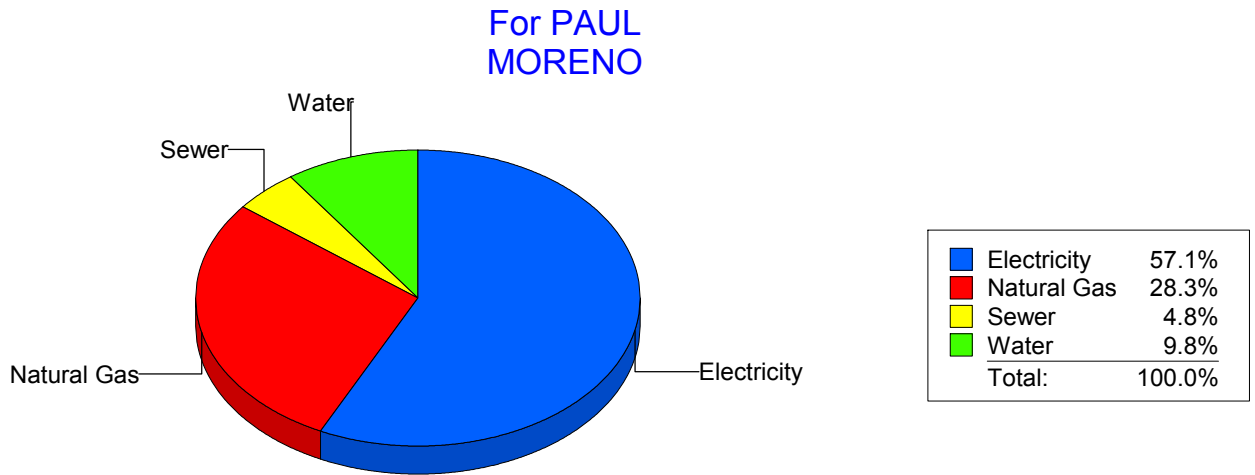
Energy CAP

Cost Avoidance Program

**Cost Summary Graph**

Grouped by Energy Type

Energy Type	Use	Units	Meter Cost	Special Charges	Total Cost	Avg Unit Cost	% of Total Cost
<b>Site: PAUL MORENO - PAUL MORENO</b>							
Electricity	36,000	KWH	\$4,282.97	\$0.00	\$4,282.97	0.1190	57.10%
Natural Gas	2,896	CCF	\$2,124.42	\$0.00	\$2,124.42	0.7336	28.32%
Water	132	CCF	\$733.91	\$0.00	\$733.91	5.5599	9.78%
Sewer	114	CCF	\$359.66	\$0.00	\$359.66	3.1549	4.79%
<b>Total Cost:</b>			<b>\$7,500.96</b>	<b>\$0.00</b>	<b>\$7,500.96</b>		



*Filters: Cost Center Name Not Equal To DoNotReport; Billing Period Equal To 201501All Meter CodesAll Group Names*

**elpaso**

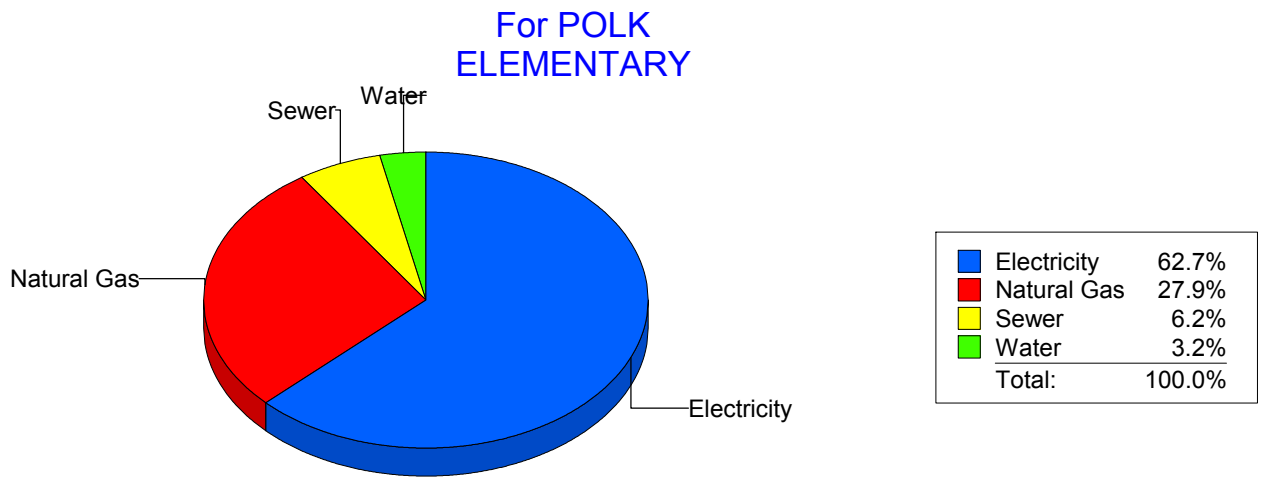
Energy CAP

Cost Avoidance Program

**Cost Summary Graph**

Grouped by Energy Type

Energy Type	Use	Units	Meter Cost	Special Charges	Total Cost	Avg Unit Cost	% of Total Cost
<b>Site: POLK ELEMENTARY - POLK ELEMENTARY</b>							
Electricity	36,900	KWH	\$4,000.07	\$0.00	\$4,000.07	0.1084	62.71%
Natural Gas	2,385	CCF	\$1,779.54	\$0.00	\$1,779.54	0.7461	27.90%
Water	45	CCF	\$205.59	\$0.00	\$205.59	4.5687	3.22%
Sewer	177	CCF	\$393.09	\$0.00	\$393.09	2.2208	6.16%
<b>Total Cost:</b>			<b>\$6,378.29</b>	<b>\$0.00</b>	<b>\$6,378.29</b>		



*Filters: Cost Center Name Not Equal To DoNotReport; Billing Period Equal To 201501All Meter CodesAll Group Names*

**elpaso**

Energy CAP

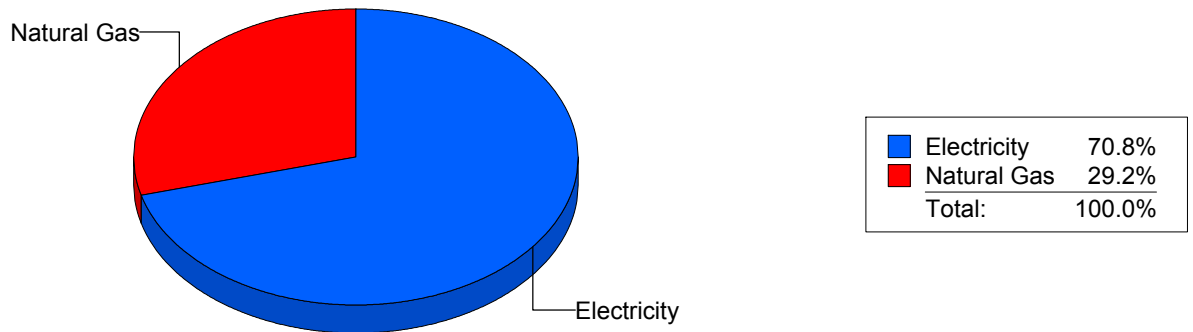
Cost Avoidance Program

**Cost Summary Graph**

Grouped by Energy Type

Energy Type	Use	Units	Meter Cost	Special Charges	Total Cost	Avg Unit Cost	% of Total Cost
<b>Site: POWELL - POWELL</b>							
Electricity	49,800	KWH	\$4,769.68	\$0.00	\$4,769.68	0.0958	70.77%
Natural Gas	2,781	CCF	\$1,970.39	\$0.00	\$1,970.39	0.7085	29.23%
<b>Total Cost:</b>			<b>\$6,740.07</b>	<b>\$0.00</b>	<b>\$6,740.07</b>		

For POWELL



*Filters: Cost Center Name Not Equal To DoNotReport; Billing Period Equal To 201501All Meter CodesAll Group Names*



**el paso**

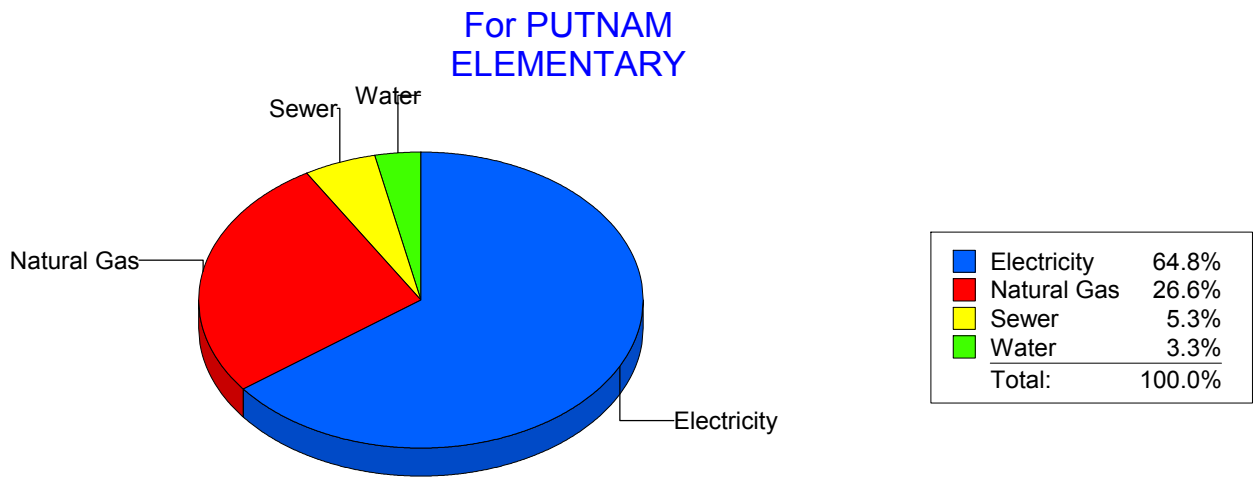
Energy CAP

Cost Avoidance Program

**Cost Summary Graph**

Grouped by Energy Type

Energy Type	Use	Units	Meter Cost	Special Charges	Total Cost	Avg Unit Cost	% of Total Cost
<b>Site: PUTNAM ELEMENTARY - PUTNAM ELEMENTARY</b>							
Electricity	36,390	KWH	\$3,929.40	\$0.00	\$3,929.40	0.1080	64.81%
Natural Gas	2,146	CCF	\$1,612.56	\$0.00	\$1,612.56	0.7514	26.60%
Water	84	CCF	\$200.83	\$0.00	\$200.83	2.3908	3.31%
Sewer	175	CCF	\$320.15	\$0.00	\$320.15	1.8294	5.28%
<b>Total Cost:</b>			<b>\$6,062.94</b>	<b>\$0.00</b>	<b>\$6,062.94</b>		



*Filters: Cost Center Name Not Equal To DoNotReport; Billing Period Equal To 201501All Meter CodesAll Group Names*

**el paso**

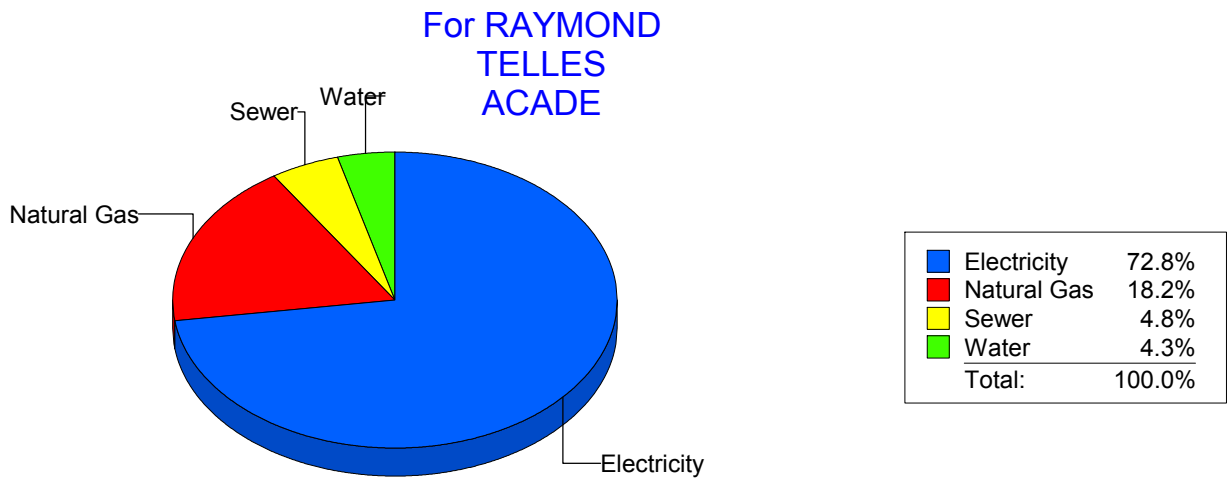
Energy CAP

Cost Avoidance Program

**Cost Summary Graph**

Grouped by Energy Type

Energy Type	Use	Units	Meter Cost	Special Charges	Total Cost	Avg Unit Cost	% of Total Cost
<b>Site: RAYMOND TELLES ACADE - RAYMOND TELLES ACADE</b>							
Electricity	32,200	KWH	\$3,431.45	\$0.00	\$3,431.45	0.1066	72.78%
Natural Gas	1,143	CCF	\$856.12	\$0.00	\$856.12	0.7490	18.16%
Water	27	CCF	\$201.11	\$0.00	\$201.11	7.4485	4.27%
Sewer	56	CCF	\$226.11	\$0.00	\$226.11	4.0377	4.80%
<b>Total Cost:</b>			<b>\$4,714.79</b>	<b>\$0.00</b>	<b>\$4,714.79</b>		



*Filters: Cost Center Name Not Equal To DoNotReport; Billing Period Equal To 201501All Meter CodesAll Group Names*

**elpaso**

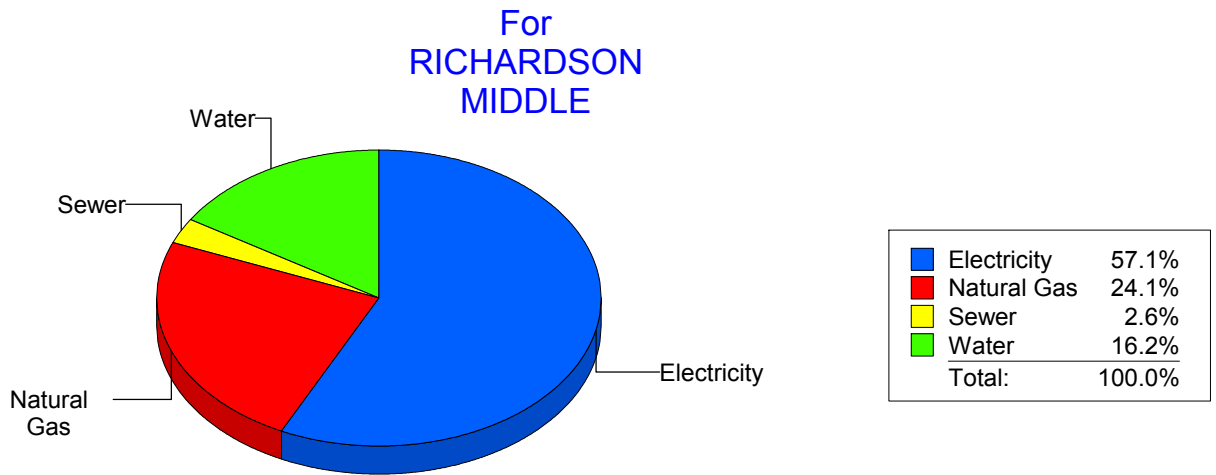
Energy CAP

Cost Avoidance Program

**Cost Summary Graph**

Grouped by Energy Type

Energy Type	Use	Units	Meter Cost	Special Charges	Total Cost	Avg Unit Cost	% of Total Cost
<b>Site: RICHARDSON MIDDLE - RICHARDSON MIDDLE</b>							
Electricity	82,500	KWH	\$8,272.11	\$0.00	\$8,272.11	0.1003	57.14%
Natural Gas	5,048	CCF	\$3,490.64	\$0.00	\$3,490.64	0.6915	24.11%
Water	440	CCF	\$2,343.69	\$0.00	\$2,343.69	5.3266	16.19%
Sewer	161	CCF	\$371.01	\$0.00	\$371.01	2.3044	2.56%
<b>Total Cost:</b>			<b>\$14,477.45</b>	<b>\$0.00</b>	<b>\$14,477.45</b>		



*Filters: Cost Center Name Not Equal To DoNotReport; Billing Period Equal To 201501All Meter CodesAll Group Names*

**elpaso**

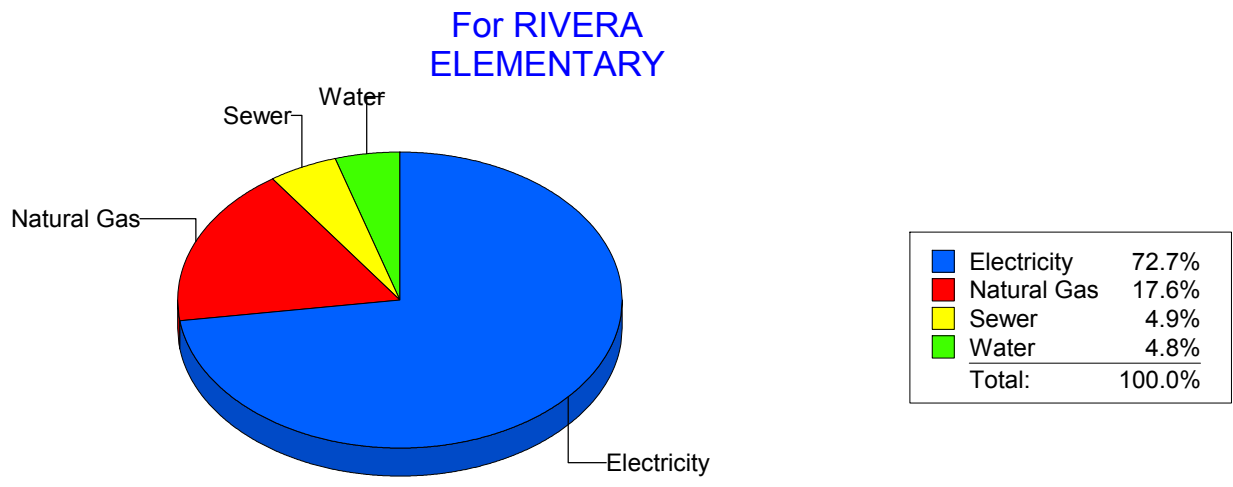
Energy CAP

Cost Avoidance Program

**Cost Summary Graph**

Grouped by Energy Type

Energy Type	Use	Units	Meter Cost	Special Charges	Total Cost	Avg Unit Cost	% of Total Cost
<b>Site: RIVERA ELEMENTARY - RIVERA ELEMENTARY</b>							
Electricity	55,560	KWH	\$5,844.36	\$0.00	\$5,844.36	0.1052	72.70%
Natural Gas	1,959	CCF	\$1,411.22	\$0.00	\$1,411.22	0.7204	17.55%
Water	162	CCF	\$388.11	\$0.00	\$388.11	2.3957	4.83%
Sewer	179	CCF	\$395.85	\$0.00	\$395.85	2.2115	4.92%
<b>Total Cost:</b>			<b>\$8,039.54</b>	<b>\$0.00</b>	<b>\$8,039.54</b>		



*Filters: Cost Center Name Not Equal To DoNotReport; Billing Period Equal To 201501All Meter CodesAll Group Names*

**elpaso**

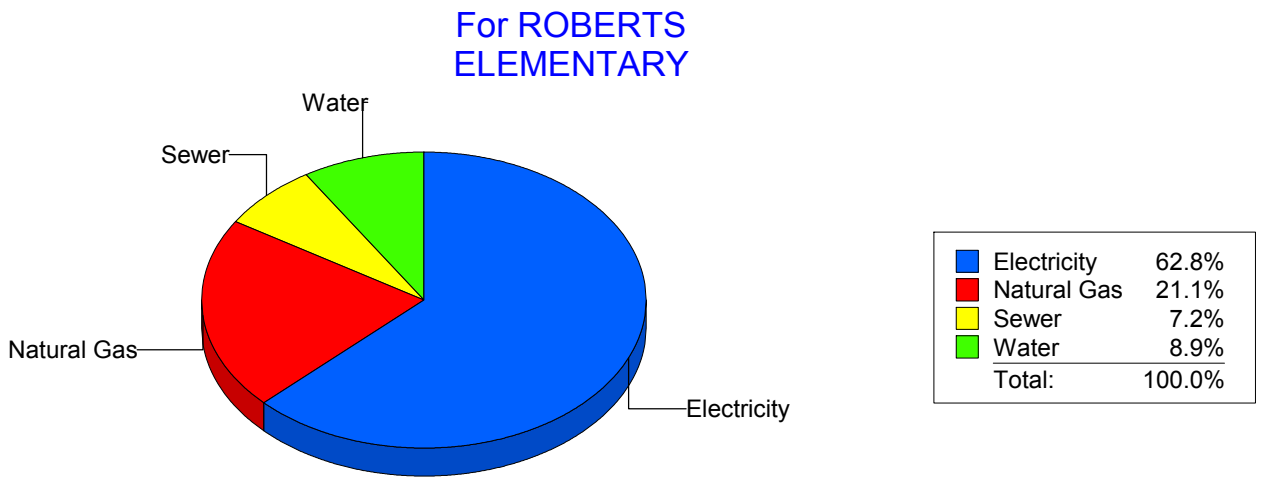
Energy CAP

Cost Avoidance Program

**Cost Summary Graph**

Grouped by Energy Type

Energy Type	Use	Units	Meter Cost	Special Charges	Total Cost	Avg Unit Cost	% of Total Cost
<b>Site: ROBERTS ELEMENTARY - ROBERTS ELEMENTARY</b>							
Electricity	54,503	KWH	\$4,843.98	\$0.00	\$4,843.98	0.0889	62.79%
Natural Gas	2,159	CCF	\$1,625.82	\$0.00	\$1,625.82	0.7530	21.08%
Water	295	CCF	\$688.69	\$0.00	\$688.69	2.3345	8.93%
Sewer	287	CCF	\$555.82	\$0.00	\$555.82	1.9367	7.21%
<b>Total Cost:</b>			<b>\$7,714.31</b>	<b>\$0.00</b>	<b>\$7,714.31</b>		



*Filters: Cost Center Name Not Equal To DoNotReport; Billing Period Equal To 201501All Meter CodesAll Group Names*

**elpaso**

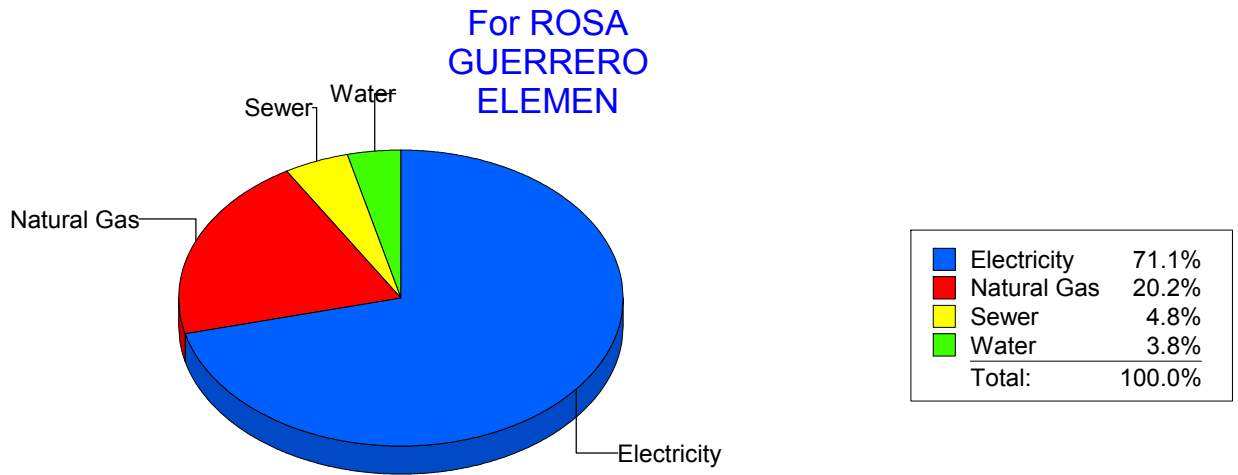
Energy CAP

Cost Avoidance Program

**Cost Summary Graph**

Grouped by Energy Type

Energy Type	Use	Units	Meter Cost	Special Charges	Total Cost	Avg Unit Cost	% of Total Cost
<b>Site: ROSA GUERRERO ELEMEN - ROSA GUERRERO ELEMEN</b>							
Electricity	55,180	KWH	\$6,189.85	\$0.00	\$6,189.85	0.1122	71.14%
Natural Gas	2,358	CCF	\$1,761.13	\$0.00	\$1,761.13	0.7469	20.24%
Water	81	CCF	\$329.01	\$0.00	\$329.01	4.0619	3.78%
Sewer	148	CCF	\$420.39	\$0.00	\$420.39	2.8405	4.83%
<b>Total Cost:</b>			<b>\$8,700.38</b>	<b>\$0.00</b>	<b>\$8,700.38</b>		



*Filters: Cost Center Name Not Equal To DoNotReport; Billing Period Equal To 201501All Meter CodesAll Group Names*

**elpaso**

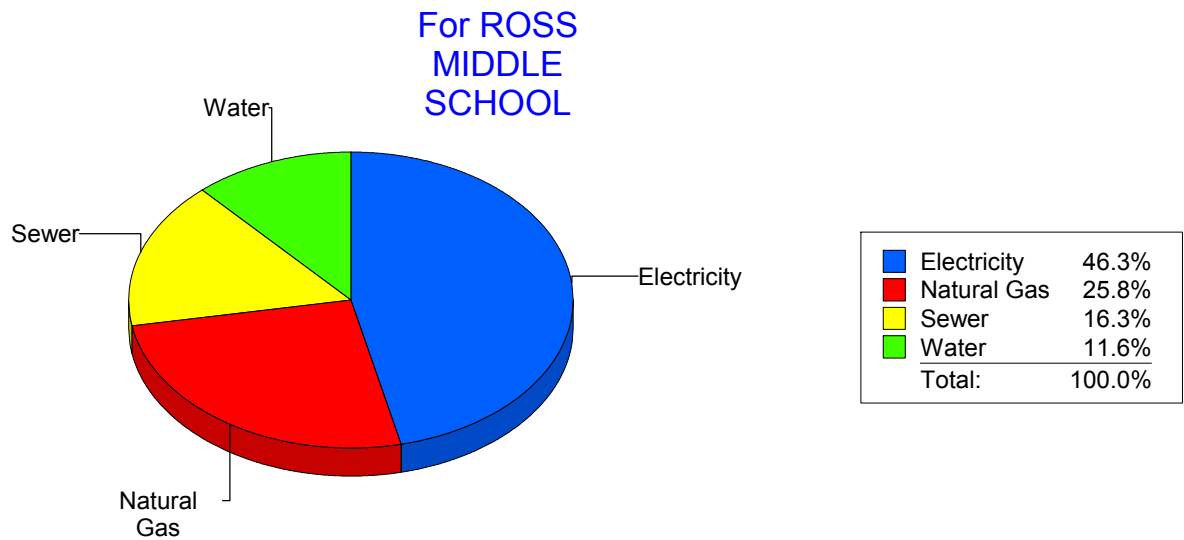
Energy CAP

Cost Avoidance Program

**Cost Summary Graph**

Grouped by Energy Type

Energy Type	Use	Units	Meter Cost	Special Charges	Total Cost	Avg Unit Cost	% of Total Cost
<b>Site: ROSS MIDDLE SCHOOL - ROSS MIDDLE SCHOOL</b>							
Electricity	63,471	KWH	\$6,645.75	\$0.00	\$6,645.75	0.1047	46.28%
Natural Gas	5,368	CCF	\$3,704.92	\$0.00	\$3,704.92	0.6902	25.80%
Water	984	CCF	\$1,670.43	\$0.00	\$1,670.43	1.6976	11.63%
Sewer	1,586	CCF	\$2,337.51	\$0.00	\$2,337.51	1.4738	16.28%
<b>Total Cost:</b>			<b>\$14,358.61</b>	<b>\$0.00</b>	<b>\$14,358.61</b>		



*Filters: Cost Center Name Not Equal To DoNotReport; Billing Period Equal To 201501All Meter CodesAll Group Names*

**elpaso**

Energy CAP

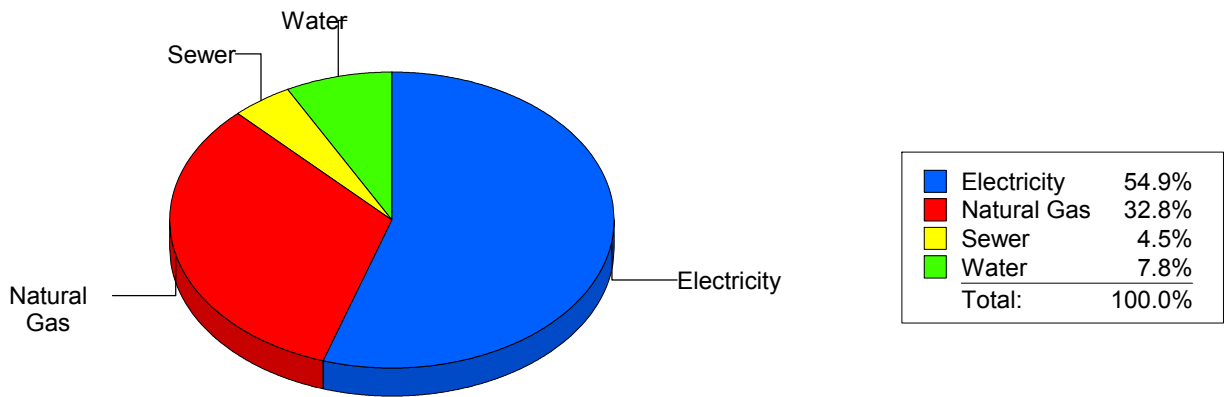
Cost Avoidance Program

**Cost Summary Graph**

Grouped by Energy Type

Energy Type	Use	Units	Meter Cost	Special Charges	Total Cost	Avg Unit Cost	% of Total Cost
<b>Site: RUSK ELEMENTARY - RUSK ELEMENTARY</b>							
Electricity	23,683	KWH	\$2,980.86	\$0.00	\$2,980.86	0.1259	54.92%
Natural Gas	2,269	CCF	\$1,778.14	\$0.00	\$1,778.14	0.7837	32.76%
Water	141	CCF	\$422.11	\$0.00	\$422.11	2.9937	7.78%
Sewer	73	CCF	\$246.31	\$0.00	\$246.31	3.3741	4.54%
<b>Total Cost:</b>			<b>\$5,427.42</b>	<b>\$0.00</b>	<b>\$5,427.42</b>		

For RUSK ELEMENTARY



*Filters: Cost Center Name Not Equal To DoNotReport; Billing Period Equal To 201501All Meter CodesAll Group Names*



**el Paso**

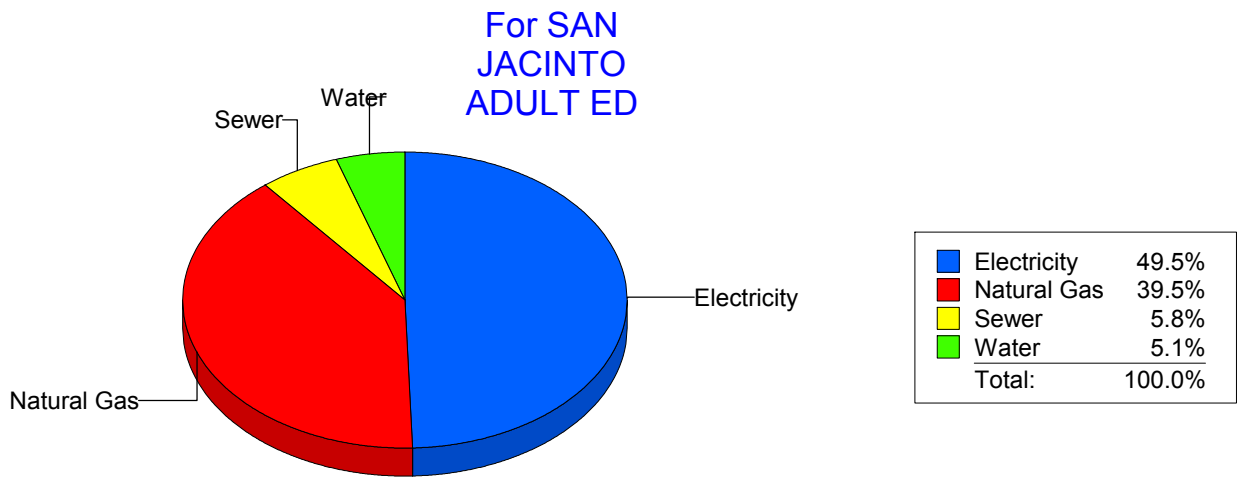
Energy CAP

Cost Avoidance Program

**Cost Summary Graph**

Grouped by Energy Type

Energy Type	Use	Units	Meter Cost	Special Charges	Total Cost	Avg Unit Cost	% of Total Cost
<b>Site: SAN JACINTO ADULT ED - SAN JACINTO ADULT ED</b>							
Electricity	5,800	KWH	\$878.23	\$0.00	\$878.23	0.1514	49.54%
Natural Gas	914	CCF	\$700.25	\$0.00	\$700.25	0.7661	39.50%
Water	15	CCF	\$91.13	\$0.00	\$91.13	6.0753	5.14%
Sewer	26	CCF	\$103.20	\$0.00	\$103.20	3.9692	5.82%
<b>Total Cost:</b>			<b>\$1,772.81</b>	<b>\$0.00</b>	<b>\$1,772.81</b>		



*Filters: Cost Center Name Not Equal To DoNotReport; Billing Period Equal To 201501All Meter CodesAll Group Names*

**elpaso**

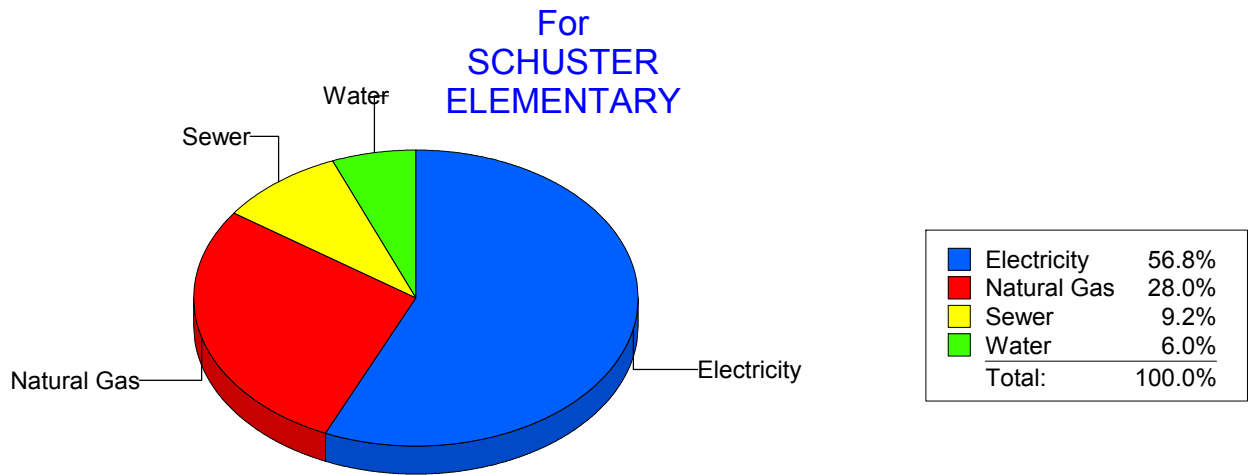
Energy CAP

Cost Avoidance Program

**Cost Summary Graph**

Grouped by Energy Type

Energy Type	Use	Units	Meter Cost	Special Charges	Total Cost	Avg Unit Cost	% of Total Cost
<b>Site: SCHUSTER ELEMENTARY - SCHUSTER ELEMENTARY</b>							
Electricity	19,120	KWH	\$2,034.17	\$0.00	\$2,034.17	0.1064	56.76%
Natural Gas	1,361	CCF	\$1,004.41	\$0.00	\$1,004.41	0.7380	28.02%
Water	95	CCF	\$215.93	\$0.00	\$215.93	2.2729	6.02%
Sewer	190	CCF	\$329.52	\$0.00	\$329.52	1.7343	9.19%
<b>Total Cost:</b>			<b>\$3,584.03</b>	<b>\$0.00</b>	<b>\$3,584.03</b>		



*Filters: Cost Center Name Not Equal To DoNotReport; Billing Period Equal To 201501All Meter CodesAll Group Names*

**elpaso**

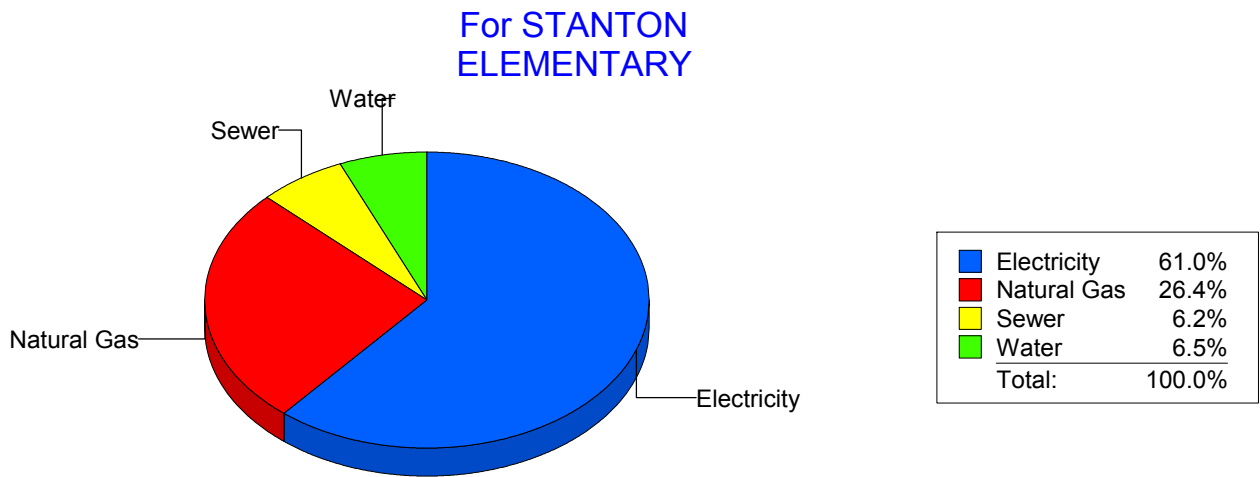
Energy CAP

Cost Avoidance Program

**Cost Summary Graph**

Grouped by Energy Type

Energy Type	Use	Units	Meter Cost	Special Charges	Total Cost	Avg Unit Cost	% of Total Cost
<b>Site: STANTON ELEMENTARY - STANTON ELEMENTARY</b>							
Electricity	29,989	KWH	\$3,694.64	\$0.00	\$3,694.64	0.1232	60.98%
Natural Gas	2,119	CCF	\$1,597.76	\$0.00	\$1,597.76	0.7540	26.37%
Water	178	CCF	\$391.17	\$0.00	\$391.17	2.1976	6.46%
Sewer	184	CCF	\$374.75	\$0.00	\$374.75	2.0367	6.19%
<b>Total Cost:</b>			<b>\$6,058.32</b>	<b>\$0.00</b>	<b>\$6,058.32</b>		



*Filters: Cost Center Name Not Equal To DoNotReport; Billing Period Equal To 201501All Meter CodesAll Group Names*

**elpaso**

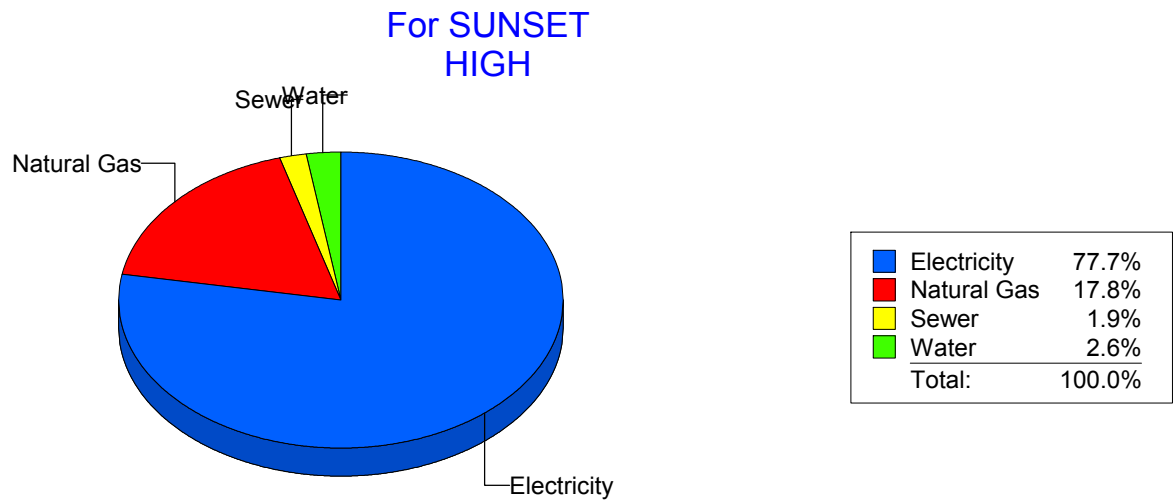
Energy CAP

Cost Avoidance Program

**Cost Summary Graph**

Grouped by Energy Type

Energy Type	Use	Units	Meter Cost	Special Charges	Total Cost	Avg Unit Cost	% of Total Cost
<b>Site: SUNSET HIGH - SUNSET HIGH</b>							
Electricity	37,040	KWH	\$3,501.53	\$0.00	\$3,501.53	0.0945	77.66%
Natural Gas	1,065	CCF	\$803.05	\$0.00	\$803.05	0.7540	17.81%
Water	26	CCF	\$118.89	\$0.00	\$118.89	4.5727	2.64%
Sewer	13	CCF	\$85.26	\$0.00	\$85.26	6.5585	1.89%
<b>Total Cost:</b>			<b>\$4,508.73</b>	<b>\$0.00</b>	<b>\$4,508.73</b>		



*Filters: Cost Center Name Not Equal To DoNotReport; Billing Period Equal To 201501All Meter CodesAll Group Names*

**elpaso**

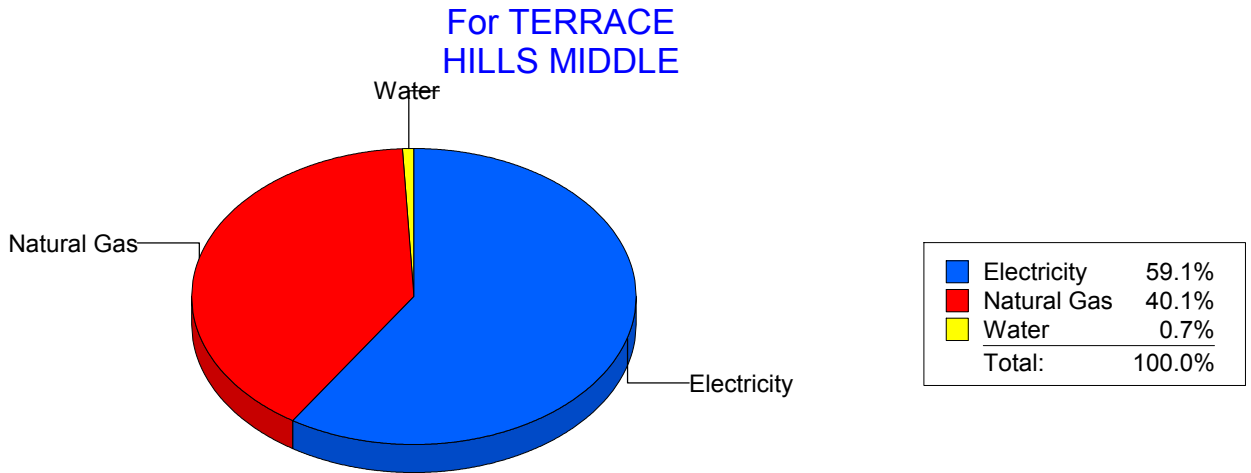
Energy CAP

Cost Avoidance Program

**Cost Summary Graph**

Grouped by Energy Type

Energy Type	Use	Units	Meter Cost	Special Charges	Total Cost	Avg Unit Cost	% of Total Cost
<b>Site: TERRACE HILLS MIDDLE - TERRACE HILLS MIDDLE</b>							
Electricity	29,400	KWH	\$3,123.69	\$0.00	\$3,123.69	0.1062	59.14%
Natural Gas	2,884	CCF	\$2,119.13	\$0.00	\$2,119.13	0.7348	40.12%
Water	0	CCF	\$39.32	\$0.00	\$39.32	0.0000	0.74%
<b>Total Cost:</b>			<b>\$5,282.14</b>	<b>\$0.00</b>	<b>\$5,282.14</b>		



*Filters: Cost Center Name Not Equal To DoNotReport; Billing Period Equal To 201501All Meter CodesAll Group Names*

**elpaso**

Energy CAP

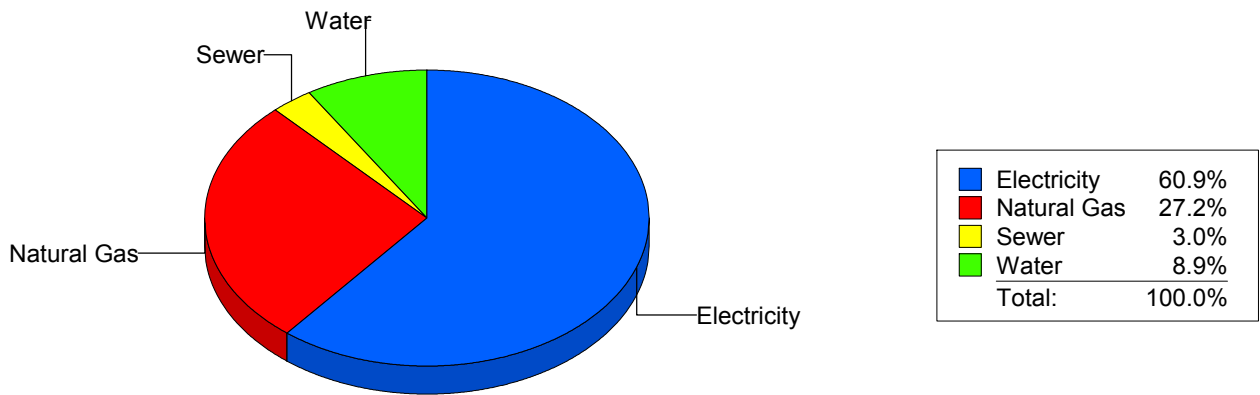
Cost Avoidance Program

**Cost Summary Graph**

Grouped by Energy Type

Energy Type	Use	Units	Meter Cost	Special Charges	Total Cost	Avg Unit Cost	% of Total Cost
<b>Site: TIPPIN - TIPPIN ELEMENTARY</b>							
Electricity	50,520	KWH	\$5,710.15	\$0.00	\$5,710.15	0.1130	60.87%
Natural Gas	3,643	CCF	\$2,550.07	\$0.00	\$2,550.07	0.7000	27.18%
Water	153	CCF	\$838.16	\$0.00	\$838.16	5.4782	8.93%
Sewer	97	CCF	\$282.69	\$0.00	\$282.69	2.9143	3.01%
<b>Total Cost:</b>			<b>\$9,381.07</b>	<b>\$0.00</b>	<b>\$9,381.07</b>		

For TIPPIN ELEMENTARY



*Filters: Cost Center Name Not Equal To DoNotReport; Billing Period Equal To 201501All Meter CodesAll Group Names*

**elpaso**

Energy CAP

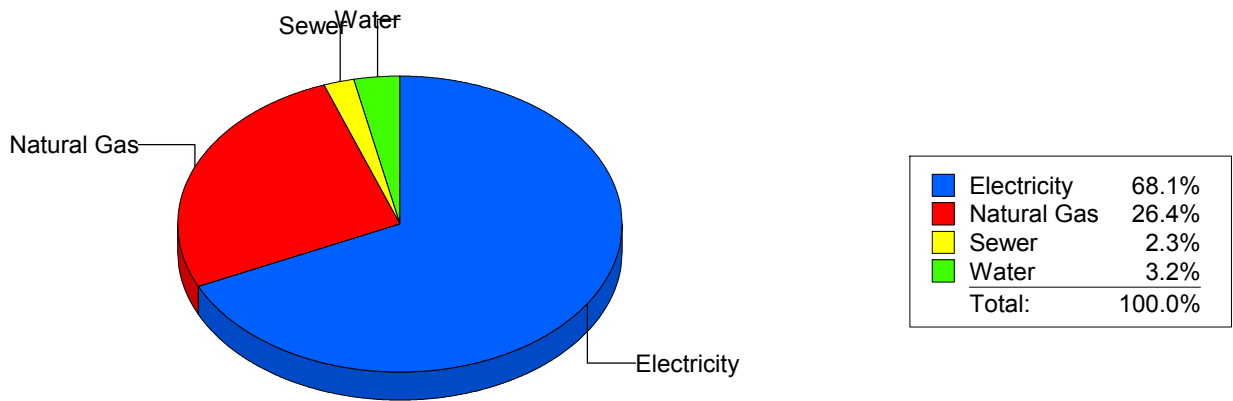
Cost Avoidance Program

**Cost Summary Graph**

Grouped by Energy Type

Energy Type	Use	Units	Meter Cost	Special Charges	Total Cost	Avg Unit Cost	% of Total Cost
<b>Site: TOMLEA - TOM LEA</b>							
Electricity	75,280	KWH	\$7,832.08	\$0.00	\$7,832.08	0.1040	68.09%
Natural Gas	4,374	CCF	\$3,039.36	\$0.00	\$3,039.36	0.6949	26.42%
Water	92	CCF	\$370.24	\$0.00	\$370.24	4.0243	3.22%
Sewer	81	CCF	\$260.61	\$0.00	\$260.61	3.2174	2.27%
<b>Total Cost:</b>			<b>\$11,502.29</b>	<b>\$0.00</b>	<b>\$11,502.29</b>		

For TOM LEA



*Filters: Cost Center Name Not Equal To DoNotReport; Billing Period Equal To 201501All Meter CodesAll Group Names*

**el paso**

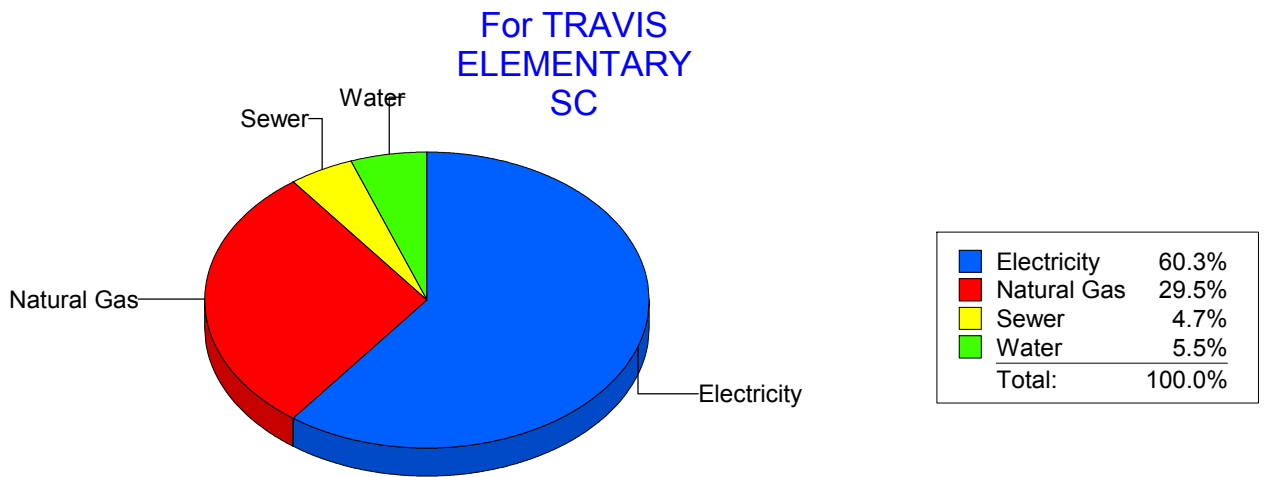
Energy CAP

Cost Avoidance Program

**Cost Summary Graph**

Grouped by Energy Type

Energy Type	Use	Units	Meter Cost	Special Charges	Total Cost	Avg Unit Cost	% of Total Cost
<b>Site: TRAVIS ELEMENTARY SC - TRAVIS ELEMENTARY SC</b>							
Electricity	25,203	KWH	\$2,719.17	\$0.00	\$2,719.17	0.1079	60.34%
Natural Gas	1,720	CCF	\$1,328.69	\$0.00	\$1,328.69	0.7725	29.48%
Water	56	CCF	\$246.61	\$0.00	\$246.61	4.4038	5.47%
Sewer	66	CCF	\$211.91	\$0.00	\$211.91	3.2108	4.70%
<b>Total Cost:</b>			<b>\$4,506.38</b>	<b>\$0.00</b>	<b>\$4,506.38</b>		



*Filters: Cost Center Name Not Equal To DoNotReport; Billing Period Equal To 201501All Meter CodesAll Group Names*



**elpaso**

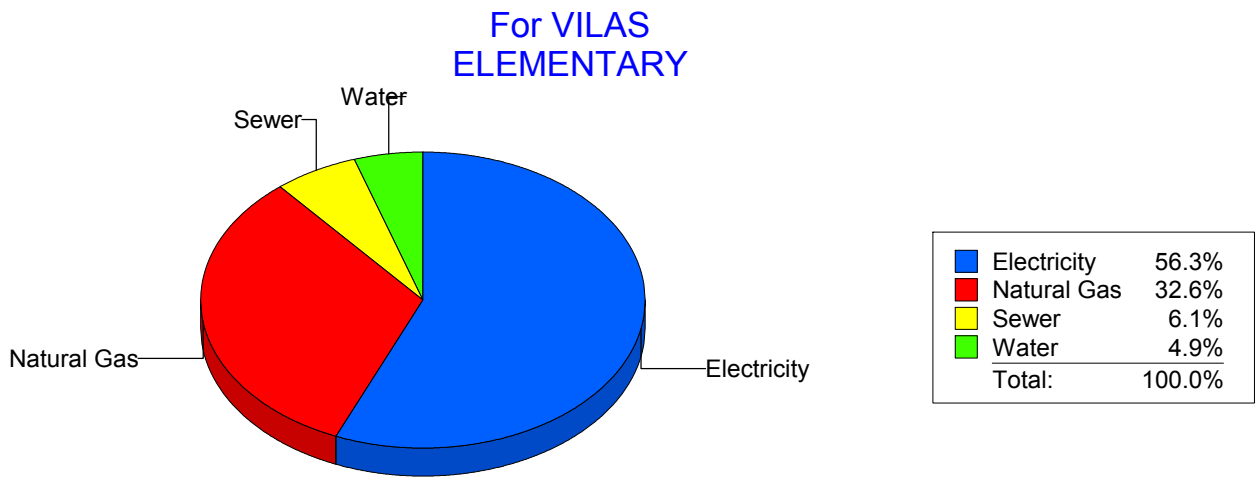
Energy CAP

Cost Avoidance Program

**Cost Summary Graph**

Grouped by Energy Type

Energy Type	Use	Units	Meter Cost	Special Charges	Total Cost	Avg Unit Cost	% of Total Cost
<b>Site: VILAS ELEMENTARY - VILAS ELEMENTARY</b>							
Electricity	26,258	KWH	\$3,941.88	\$0.00	\$3,941.88	0.1501	56.32%
Natural Gas	3,013	CCF	\$2,285.27	\$0.00	\$2,285.27	0.7585	32.65%
Water	48	CCF	\$345.80	\$0.00	\$345.80	7.2042	4.94%
Sewer	114	CCF	\$426.60	\$0.00	\$426.60	3.7421	6.09%
<b>Total Cost:</b>			<b>\$6,999.55</b>	<b>\$0.00</b>	<b>\$6,999.55</b>		



*Filters: Cost Center Name Not Equal To DoNotReport; Billing Period Equal To 201501All Meter CodesAll Group Names*

**elpaso**

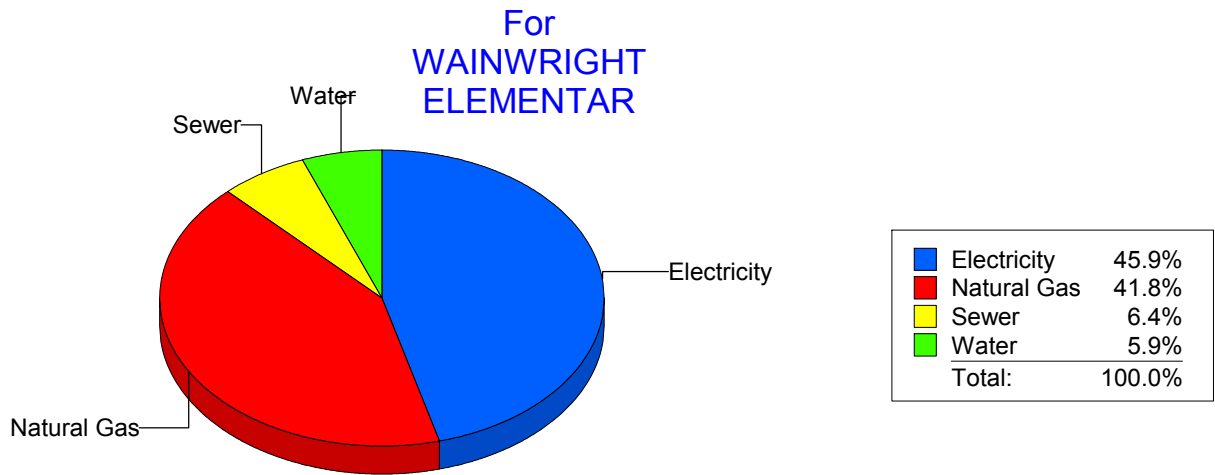
Energy CAP

Cost Avoidance Program

**Cost Summary Graph**

Grouped by Energy Type

Energy Type	Use	Units	Meter Cost	Special Charges	Total Cost	Avg Unit Cost	% of Total Cost
<b>Site: WAINWRIGHT ELEMENTAR - WAINWRIGHT ELEMENTAR</b>							
Electricity	11,155	KWH	\$1,281.34	\$0.00	\$1,281.34	0.1149	45.90%
Natural Gas	1,487	CCF	\$1,166.55	\$0.00	\$1,166.55	0.7845	41.79%
Water	19	CCF	\$165.10	\$0.00	\$165.10	8.6895	5.91%
Sewer	32	CCF	\$178.80	\$0.00	\$178.80	5.5875	6.40%
<b>Total Cost:</b>			<b>\$2,791.79</b>	<b>\$0.00</b>	<b>\$2,791.79</b>		



*Filters: Cost Center Name Not Equal To DoNotReport; Billing Period Equal To 201501All Meter CodesAll Group Names*

**elpaso**

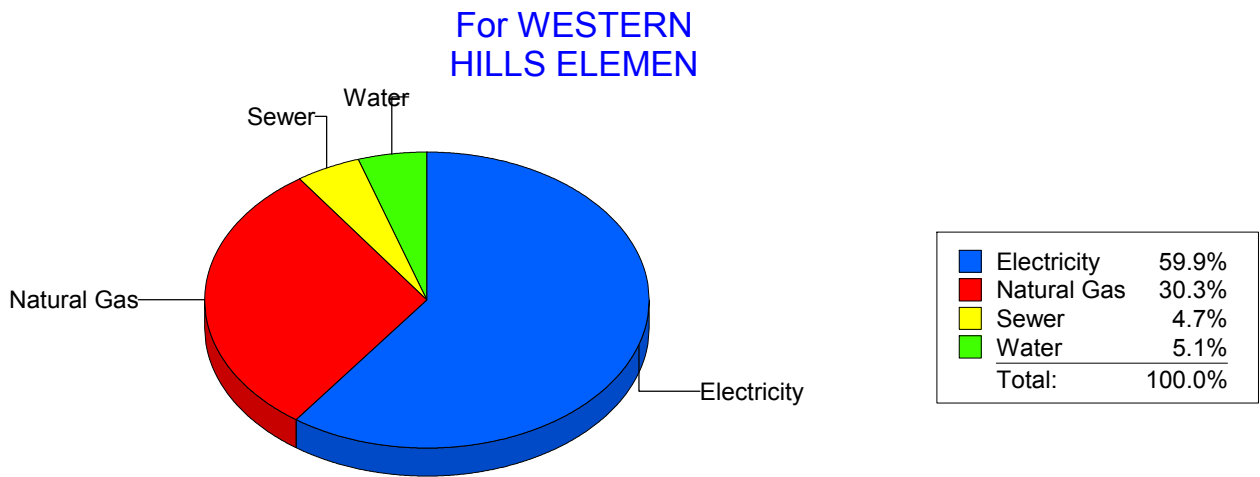
Energy CAP

Cost Avoidance Program

**Cost Summary Graph**

Grouped by Energy Type

Energy Type	Use	Units	Meter Cost	Special Charges	Total Cost	Avg Unit Cost	% of Total Cost
<b>Site: WESTERN HILLS ELEMEN - WESTERN HILLS ELEMEN</b>							
Electricity	38,280	KWH	\$4,096.31	\$0.00	\$4,096.31	0.1070	59.90%
Natural Gas	2,927	CCF	\$2,069.72	\$0.00	\$2,069.72	0.7071	30.26%
Water	92	CCF	\$348.63	\$0.00	\$348.63	3.7895	5.10%
Sewer	69	CCF	\$324.45	\$0.00	\$324.45	4.7022	4.74%
<b>Total Cost:</b>			<b>\$6,839.11</b>	<b>\$0.00</b>	<b>\$6,839.11</b>		



*Filters: Cost Center Name Not Equal To DoNotReport; Billing Period Equal To 201501All Meter CodesAll Group Names*

**el Paso**

Energy CAP

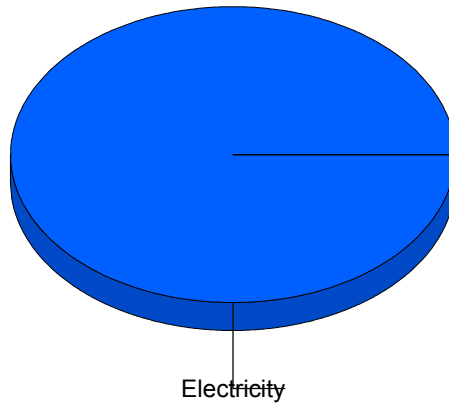
Cost Avoidance Program

**Cost Summary Graph**

Grouped by Energy Type

Energy Type	Use	Units	Meter Cost	Special Charges	Total Cost	Avg Unit Cost	% of Total Cost
Site: WESTSIDE TRANSPORTAT - WESTSIDE TRANSPORTAT							
Electricity	2,967	KWH	\$361.76	\$0.00	\$361.76	0.1219	100.00%
<b>Total Cost:</b>			<b>\$361.76</b>	<b>\$0.00</b>	<b>\$361.76</b>		

For WESTSIDE TRANSPORTAT



■ Electricity	100.0%
Total:	100.0%

*Filters: Cost Center Name Not Equal To DoNotReport; Billing Period Equal To 201501All Meter CodesAll Group Names*

**elpaso**

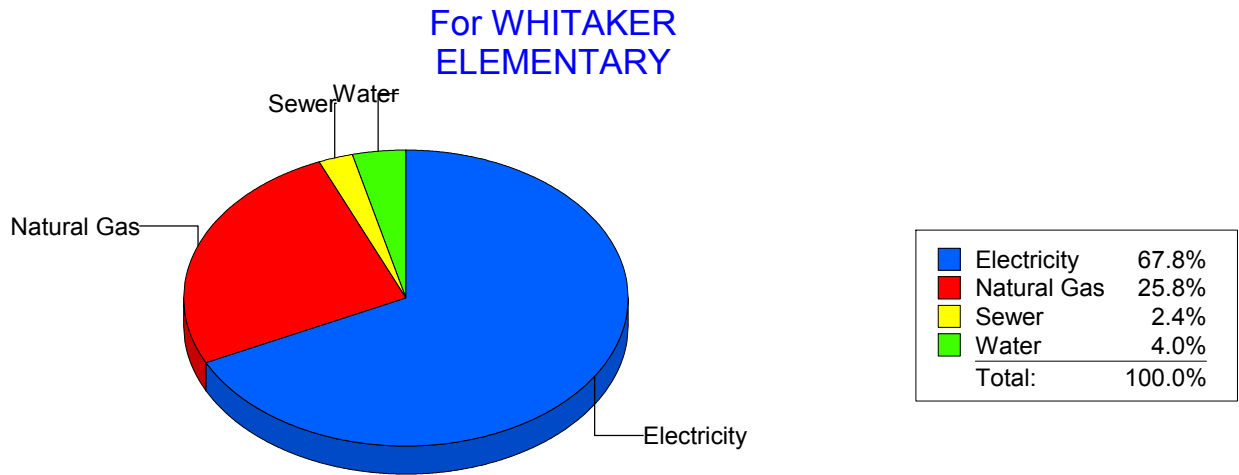
Energy CAP

Cost Avoidance Program

**Cost Summary Graph**

Grouped by Energy Type

Energy Type	Use	Units	Meter Cost	Special Charges	Total Cost	Avg Unit Cost	% of Total Cost
<b>Site: WHITAKER ELEMENTARY - WHITAKER ELEMENTARY</b>							
Electricity	86,760	KWH	\$7,413.46	\$0.00	\$7,413.46	0.0854	67.82%
Natural Gas	4,040	CCF	\$2,815.75	\$0.00	\$2,815.75	0.6970	25.76%
Water	77	CCF	\$438.10	\$0.00	\$438.10	5.6896	4.01%
Sewer	83	CCF	\$263.37	\$0.00	\$263.37	3.1731	2.41%
<b>Total Cost:</b>			<b>\$10,930.68</b>	<b>\$0.00</b>	<b>\$10,930.68</b>		



*Filters: Cost Center Name Not Equal To DoNotReport; Billing Period Equal To 201501All Meter CodesAll Group Names*

**elpaso**

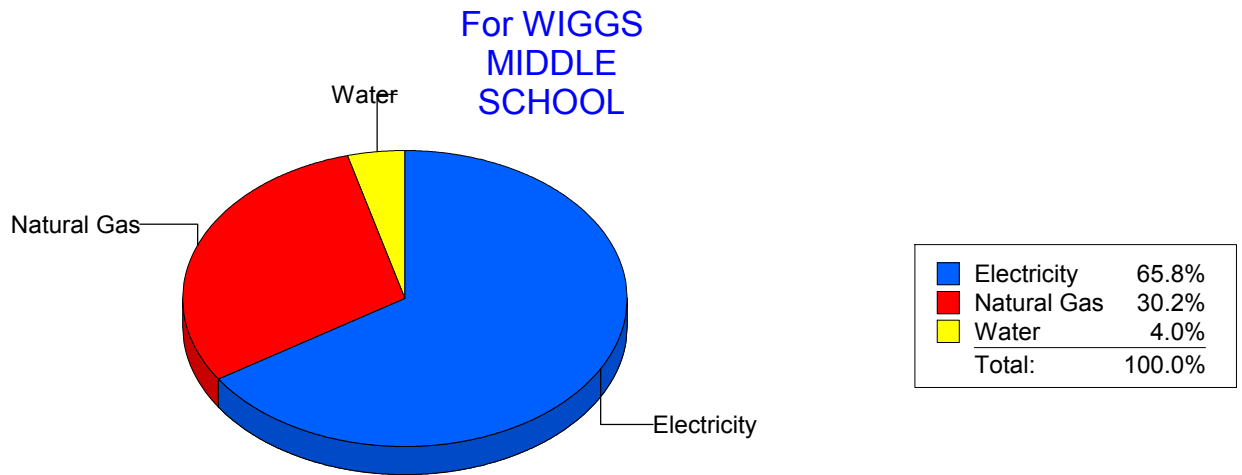
Energy CAP

Cost Avoidance Program

**Cost Summary Graph**

Grouped by Energy Type

Energy Type	Use	Units	Meter Cost	Special Charges	Total Cost	Avg Unit Cost	% of Total Cost
<b>Site: WIGGS MIDDLE SCHOOL - WIGGS MIDDLE SCHOOL</b>							
Electricity	52,620	KWH	\$5,696.64	\$0.00	\$5,696.64	0.1083	65.80%
Natural Gas	3,735	CCF	\$2,611.51	\$0.00	\$2,611.51	0.6992	30.16%
Water	70	CCF	\$349.95	\$0.00	\$349.95	4.9993	4.04%
<b>Total Cost:</b>			<b>\$8,658.10</b>	<b>\$0.00</b>	<b>\$8,658.10</b>		



*Filters: Cost Center Name Not Equal To DoNotReport; Billing Period Equal To 201501All Meter CodesAll Group Names*

**elpaso**

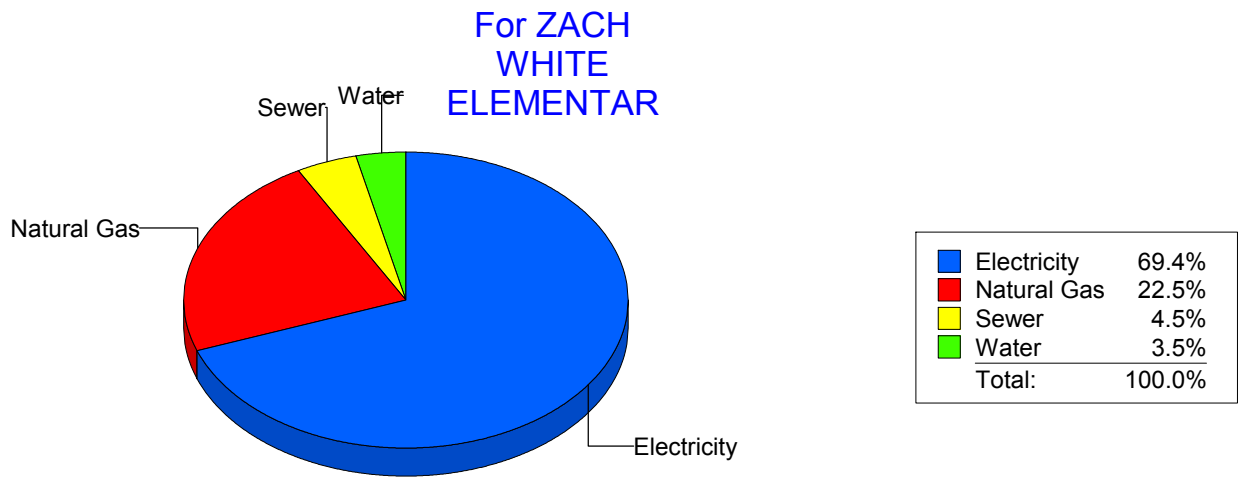
Energy CAP

Cost Avoidance Program

**Cost Summary Graph**

Grouped by Energy Type

Energy Type	Use	Units	Meter Cost	Special Charges	Total Cost	Avg Unit Cost	% of Total Cost
<b>Site: ZACH WHITE ELEMENTAR - ZACH WHITE ELEMENTAR</b>							
Electricity	45,300	KWH	\$5,952.75	\$0.00	\$5,952.75	0.1314	69.43%
Natural Gas	2,611	CCF	\$1,932.17	\$0.00	\$1,932.17	0.7400	22.54%
Water	48	CCF	\$301.67	\$0.00	\$301.67	6.2848	3.52%
Sewer	183	CCF	\$387.18	\$0.00	\$387.18	2.1157	4.52%
<b>Total Cost:</b>			<b>\$8,573.77</b>	<b>\$0.00</b>	<b>\$8,573.77</b>		



*Filters: Cost Center Name Not Equal To DoNotReport; Billing Period Equal To 201501All Meter CodesAll Group Names*

**el paso**

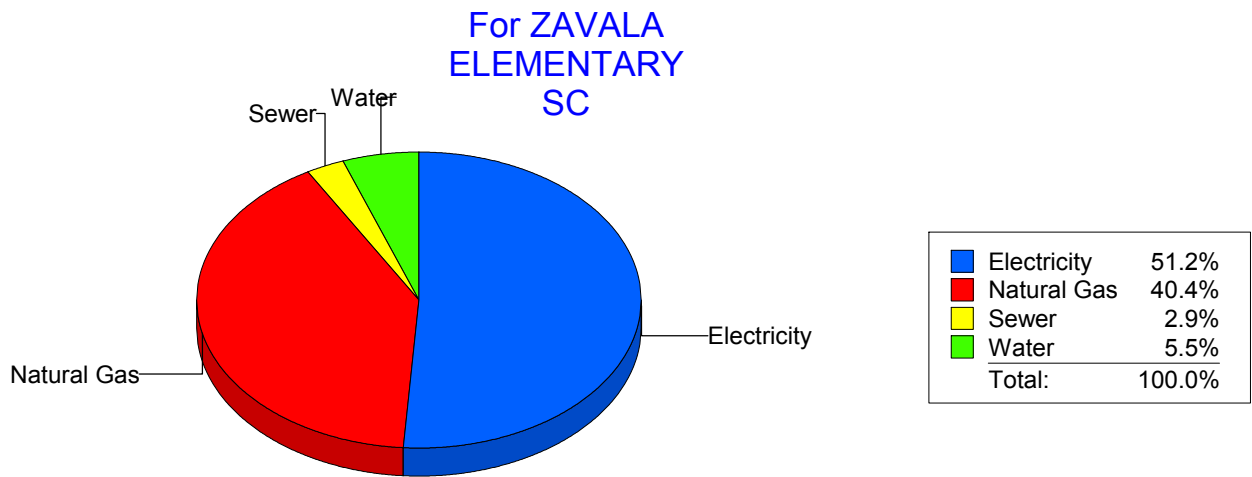
Energy CAP

Cost Avoidance Program

**Cost Summary Graph**

Grouped by Energy Type

Energy Type	Use	Units	Meter Cost	Special Charges	Total Cost	Avg Unit Cost	% of Total Cost
<b>Site: ZAVALA ELEMENTARY SC - ZAVALA ELEMENTARY SC</b>							
Electricity	27,250	KWH	\$2,340.32	\$0.00	\$2,340.32	0.0859	51.20%
Natural Gas	2,600	CCF	\$1,847.27	\$0.00	\$1,847.27	0.7105	40.42%
Water	36	CCF	\$252.32	\$0.00	\$252.32	7.0089	5.52%
Sewer	46	CCF	\$130.80	\$0.00	\$130.80	2.8435	2.86%
<b>Total Cost:</b>			<b>\$4,570.71</b>	<b>\$0.00</b>	<b>\$4,570.71</b>		



*Filters: Cost Center Name Not Equal To DoNotReport; Billing Period Equal To 201501All Meter CodesAll Group Names*



**elpaso**

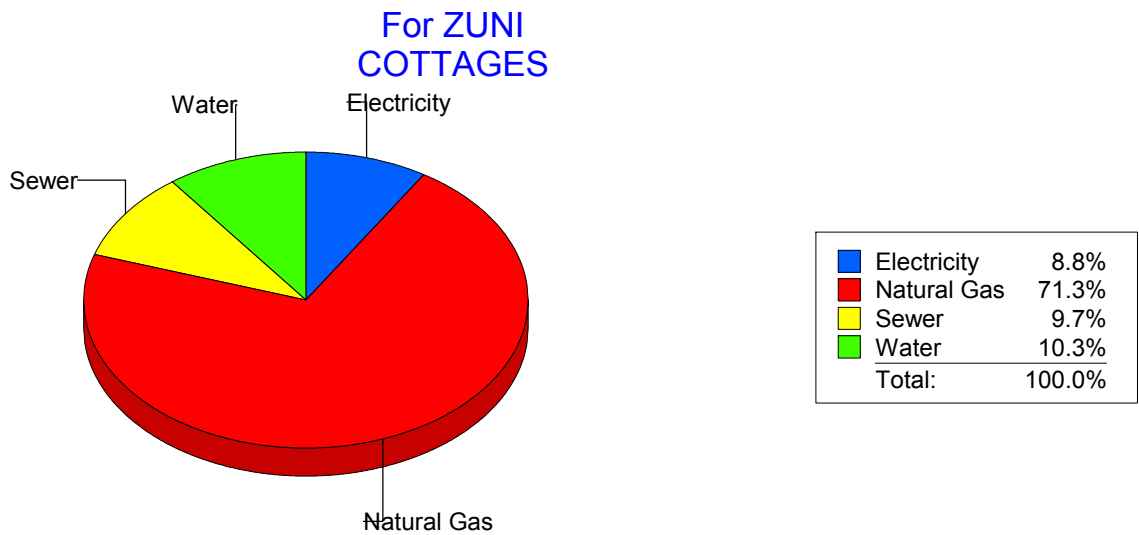
Energy CAP

Cost Avoidance Program

**Cost Summary Graph**

Grouped by Energy Type

Energy Type	Use	Units	Meter Cost	Special Charges	Total Cost	Avg Unit Cost	% of Total Cost
<b>Site: ZUNI COTTAGES - ZUNI COTTAGES</b>							
Electricity		28 KWH	\$19.73	\$0.00	\$19.73	0.7046	8.75%
Natural Gas		1 CCF	\$160.73	\$0.00	\$160.73	160.7300	71.29%
Water		0 CCF	\$23.14	\$0.00	\$23.14	0.0000	10.26%
Sewer		0 CCF	\$21.86	\$0.00	\$21.86	0.0000	9.70%
<b>Total Cost:</b>			<b>\$225.46</b>	<b>\$0.00</b>	<b>\$225.46</b>		



*Filters: Cost Center Name Not Equal To DoNotReport; Billing Period Equal To 201501All Meter CodesAll Group Names*

**elpaso**

Energy CAP

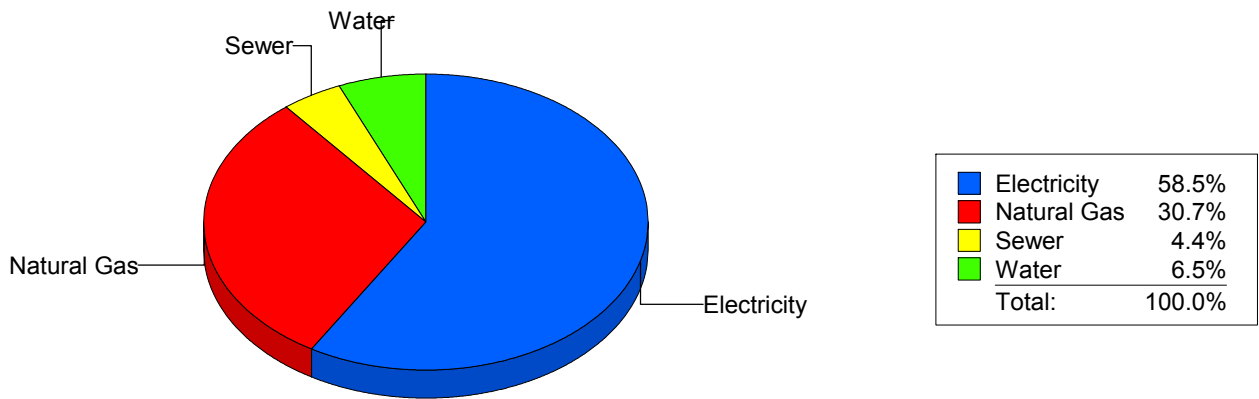
Cost Avoidance Program

**Cost Summary Graph**

Grouped by Energy Type

Energy Type	Use	Units	Meter Cost	Special Charges	Total Cost	Avg Unit Cost	% of Total Cost
<b>All Sites</b>							
Electricity	5,446,187	KWH	\$576,344.06	\$0.00	\$576,344.06	0.1058	58.49%
Natural Gas	425,499	CCF	\$302,447.99	\$0.00	\$302,447.99	0.7108	30.69%
Water	20,459	CCF	\$63,756.19	\$0.00	\$63,756.19	3.1163	6.47%
Sewer	18,209	CCF	\$42,872.71	\$0.00	\$42,872.71	2.3545	4.35%
<b>Total Cost:</b>			<b>\$985,420.95</b>	<b>\$0.00</b>	<b>\$985,420.95</b>		

For All Sites



*Filters: Cost Center Name Not Equal To DoNotReport; Billing Period Equal To 201501All Meter CodesAll Group Names*