

el Paso

Energy CAP

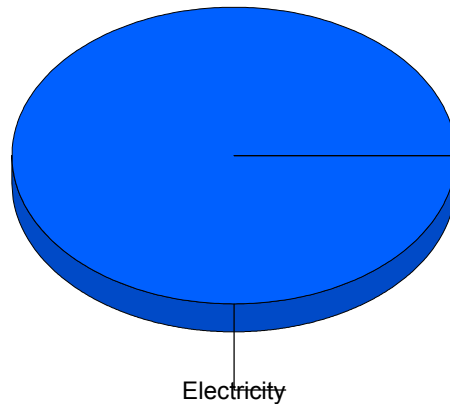
Cost Avoidance Program

Cost Summary Graph

Grouped by Energy Type

Energy Type	Use	Units	Meter Cost	Special Charges	Total Cost	Avg Unit Cost	% of Total Cost
Site: ALAMO ELEMENTARY SCH - ALAMO ELEMENTARY SCH							
Electricity	4,000	KWH	\$680.89	\$0.00	\$680.89	0.1702	100.00%
Total Cost:			\$680.89	\$0.00	\$680.89		

For ALAMO
ELEMENTARY
SCH



■ Electricity	100.0%
Total:	100.0%

Filters: Cost Center Name Not Equal To DoNotReport; Billing Period Equal To 201610All Meter CodesAll Group Names

elpaso

Energy CAP

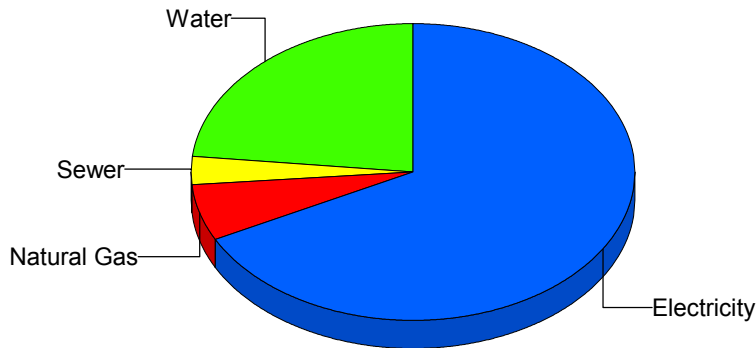
Cost Avoidance Program

Cost Summary Graph

Grouped by Energy Type

Energy Type	Use	Units	Meter Cost	Special Charges	Total Cost	Avg Unit Cost	% of Total Cost
Site: ALTA VISTA ELEMENTAR - ALTA VISTA ELEMENTAR							
Electricity	32,400	KWH	\$4,792.25	\$0.00	\$4,792.25	0.1479	67.40%
Natural Gas	440	CCF	\$450.91	\$0.00	\$450.91	1.0248	6.34%
Water	367	CCF	\$1,654.30	\$0.00	\$1,654.30	4.5076	23.27%
Sewer	80	CCF	\$212.71	\$0.00	\$212.71	2.6589	2.99%
Total Cost:			\$7,110.17	\$0.00	\$7,110.17		

For ALTA
VISTA
ELEMENTAR



Electricity	67.4%
Natural Gas	6.3%
Sewer	3.0%
Water	23.3%
Total:	100.0%

Filters: Cost Center Name Not Equal To DoNotReport; Billing Period Equal To 201610All Meter CodesAll Group Names

elpaso

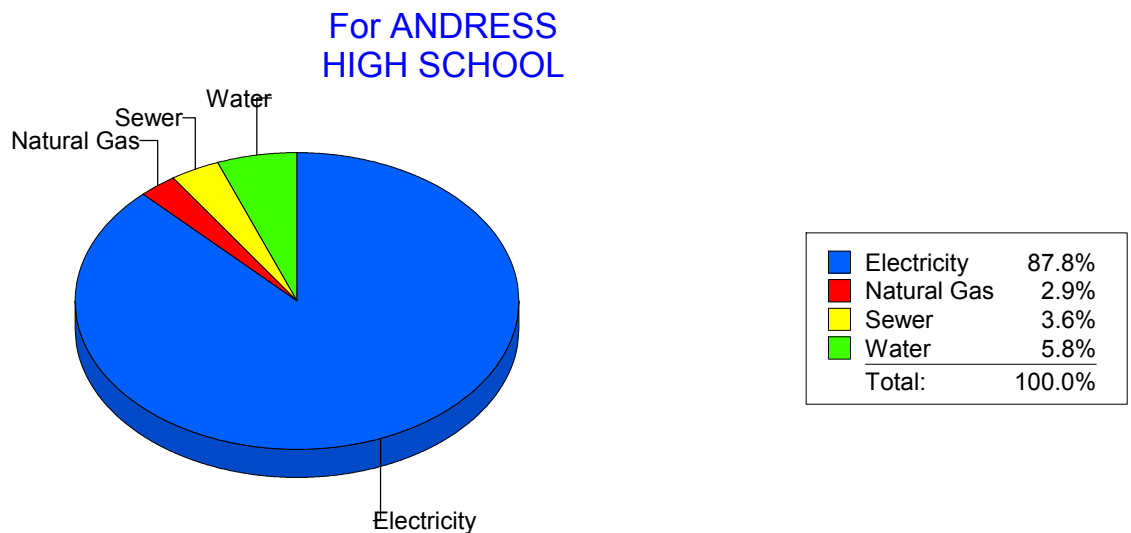
Energy CAP

Cost Avoidance Program

Cost Summary Graph

Grouped by Energy Type

Energy Type	Use	Units	Meter Cost	Special Charges	Total Cost	Avg Unit Cost	% of Total Cost
Site: ANDRESS HIGH SCHOOL - ANDRESS HIGH SCHOOL							
Electricity	179,938	KWH	\$23,789.48	\$0.00	\$23,789.48	0.1322	87.75%
Natural Gas	860	CCF	\$776.12	\$0.00	\$776.12	0.9025	2.86%
Water	760	CCF	\$1,575.91	\$0.00	\$1,575.91	2.0736	5.81%
Sewer	479	CCF	\$968.77	\$0.00	\$968.77	2.0225	3.57%
Total Cost:			\$27,110.28	\$0.00	\$27,110.28		



Filters: Cost Center Name Not Equal To DoNotReport; Billing Period Equal To 201610All Meter CodesAll Group Names

elpaso

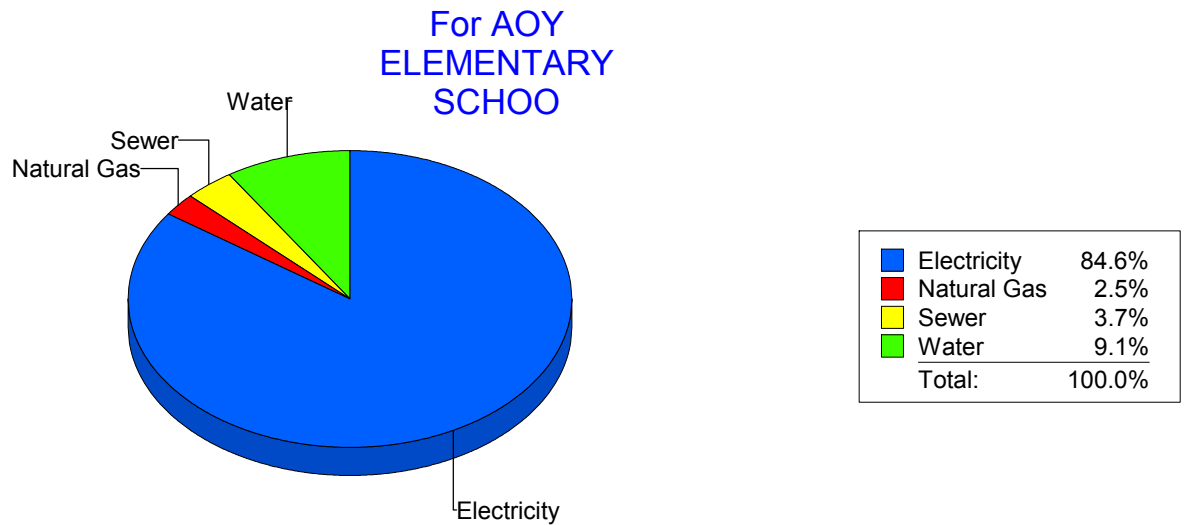
Energy CAP

Cost Avoidance Program

Cost Summary Graph

Grouped by Energy Type

Energy Type	Use	Units	Meter Cost	Special Charges	Total Cost	Avg Unit Cost	% of Total Cost
Site: AOY ELEMENTARY SCHOO - AOY ELEMENTARY SCHOO							
Electricity	76,553	KWH	\$11,252.90	\$0.00	\$11,252.90	0.1470	84.63%
Natural Gas	215	CCF	\$330.67	\$0.00	\$330.67	1.5380	2.49%
Water	285	CCF	\$1,215.31	\$0.00	\$1,215.31	4.2642	9.14%
Sewer	96	CCF	\$497.35	\$0.00	\$497.35	5.1807	3.74%
Total Cost:			\$13,296.23	\$0.00	\$13,296.23		



Filters: Cost Center Name Not Equal To DoNotReport; Billing Period Equal To 201610All Meter CodesAll Group Names

elpaso

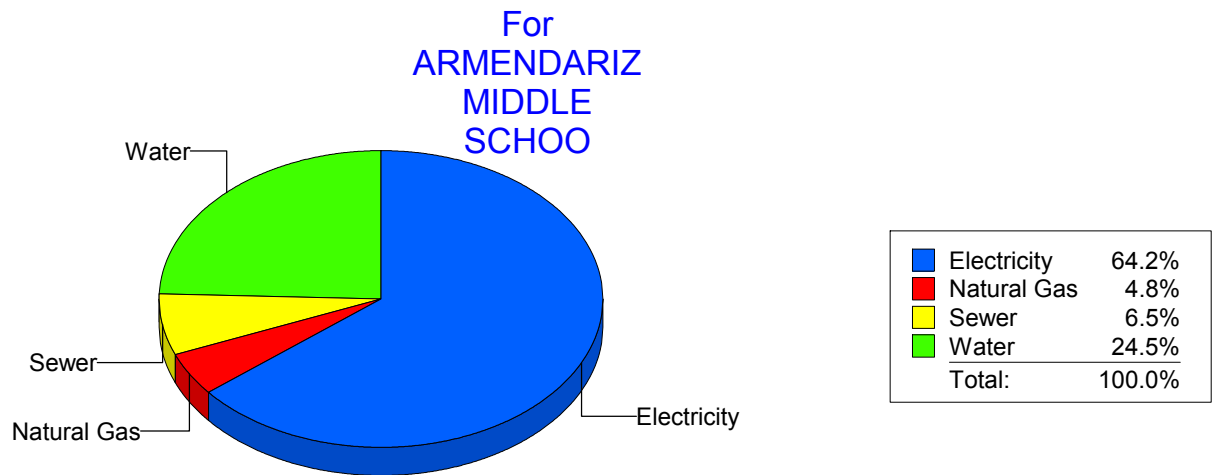
Energy CAP

Cost Avoidance Program

Cost Summary Graph

Grouped by Energy Type

Energy Type	Use	Units	Meter Cost	Special Charges	Total Cost	Avg Unit Cost	% of Total Cost
Site: ARMENDARIZ MIDDLE SCHOO - ARMENDARIZ MIDDLE SCHOO							
Electricity	121,500	KWH	\$6,293.83	\$0.00	\$6,293.83	0.0518	64.20%
Natural Gas	689	CCF	\$472.78	\$0.00	\$472.78	0.6862	4.82%
Water	837	CCF	\$2,403.12	\$0.00	\$2,403.12	2.8711	24.51%
Sewer	218	CCF	\$634.50	\$0.00	\$634.50	2.9106	6.47%
Total Cost:			\$9,804.23	\$0.00	\$9,804.23		



Filters: Cost Center Name Not Equal To DoNotReport; Billing Period Equal To 201610All Meter CodesAll Group Names

elpaso

Energy CAP

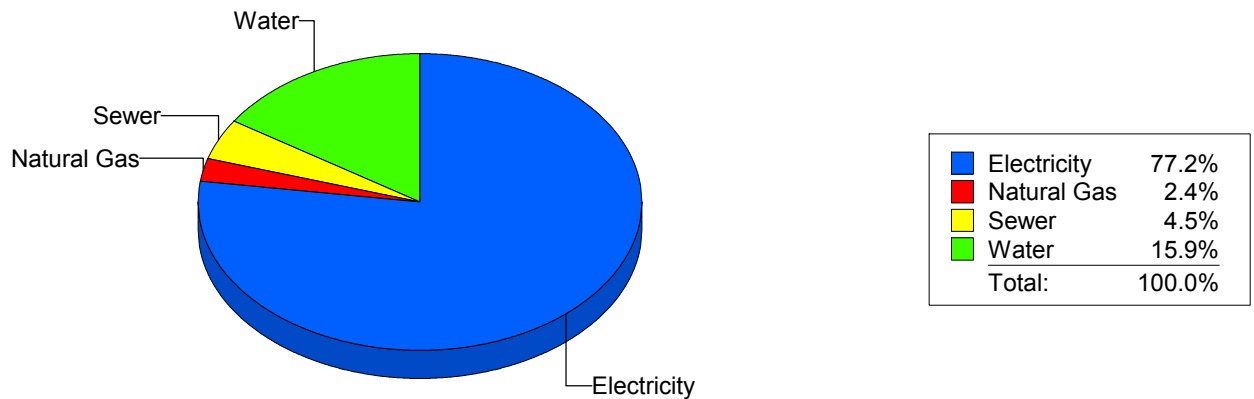
Cost Avoidance Program

Cost Summary Graph

Grouped by Energy Type

Energy Type	Use	Units	Meter Cost	Special Charges	Total Cost	Avg Unit Cost	% of Total Cost
Site: AUSTIN HIGH SCHOOL - AUSTIN HIGH SCHOOL							
Electricity	172,279	KWH	\$25,452.02	\$0.00	\$25,452.02	0.1477	77.21%
Natural Gas	877	CCF	\$785.42	\$0.00	\$785.42	0.8956	2.38%
Water	1,443	CCF	\$5,231.70	\$0.00	\$5,231.70	3.6256	15.87%
Sewer	475	CCF	\$1,494.77	\$0.00	\$1,494.77	3.1469	4.53%
Total Cost:			\$32,963.91	\$0.00	\$32,963.91		

For AUSTIN
HIGH SCHOOL



Filters: Cost Center Name Not Equal To DoNotReport; Billing Period Equal To 201610All Meter CodesAll Group Names

elpaso

Energy CAP

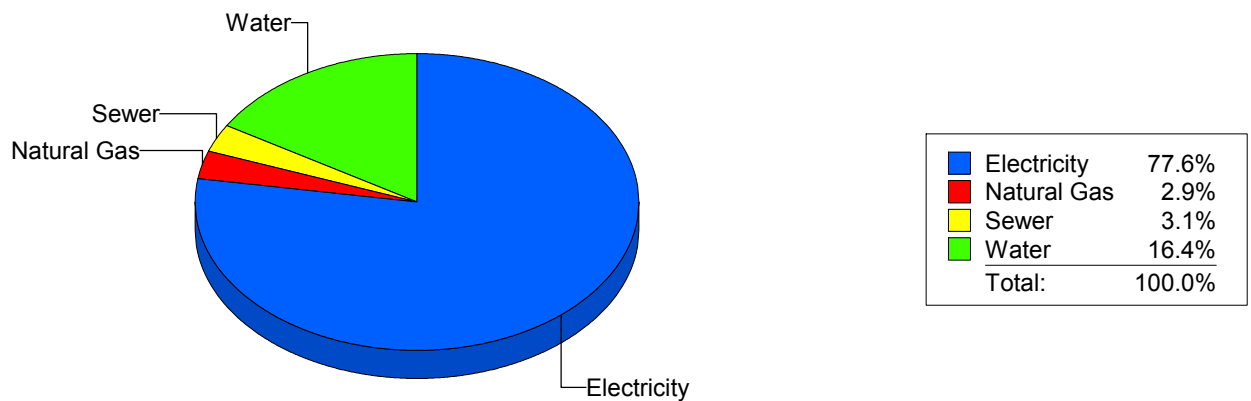
Cost Avoidance Program

Cost Summary Graph

Grouped by Energy Type

Energy Type	Use	Units	Meter Cost	Special Charges	Total Cost	Avg Unit Cost	% of Total Cost
Site: BARRON - BARRON							
Electricity	78,441	KWH	\$11,339.08	\$0.00	\$11,339.08	0.1446	77.55%
Natural Gas	402	CCF	\$430.54	\$0.00	\$430.54	1.0710	2.94%
Water	370	CCF	\$2,404.33	\$0.00	\$2,404.33	6.4982	16.44%
Sewer	86	CCF	\$446.84	\$0.00	\$446.84	5.1958	3.06%
Total Cost:			\$14,620.79	\$0.00	\$14,620.79		

For BARRON



Filters: Cost Center Name Not Equal To DoNotReport; Billing Period Equal To 201610All Meter CodesAll Group Names

elpaso

Energy CAP

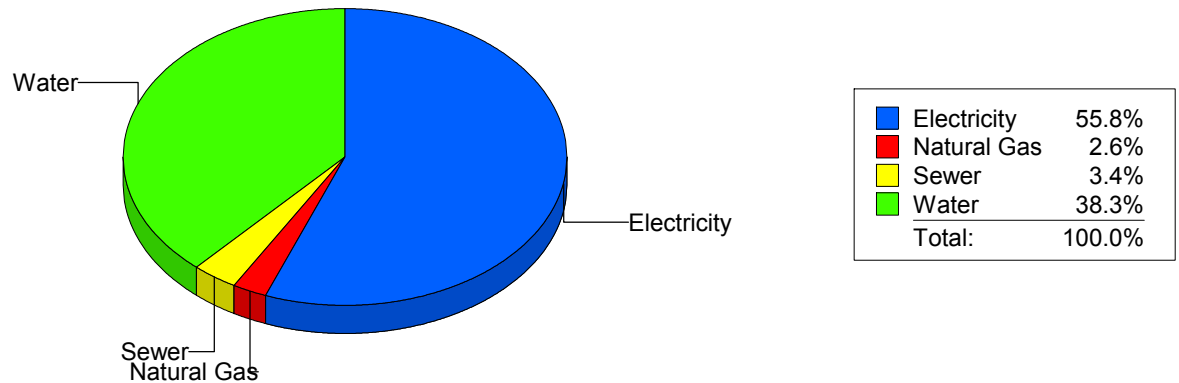
Cost Avoidance Program

Cost Summary Graph

Grouped by Energy Type

Energy Type	Use	Units	Meter Cost	Special Charges	Total Cost	Avg Unit Cost	% of Total Cost
Site: BASSET MIDDLE SCHOOL - BASSET MIDDLE SCHOOL							
Electricity	64,556	KWH	\$8,985.99	\$0.00	\$8,985.99	0.1392	55.75%
Natural Gas	381	CCF	\$419.28	\$0.00	\$419.28	1.1005	2.60%
Water	1,317	CCF	\$6,166.62	\$0.00	\$6,166.62	4.6823	38.26%
Sewer	223	CCF	\$546.37	\$0.00	\$546.37	2.4501	3.39%
Total Cost:			\$16,118.26	\$0.00	\$16,118.26		

For BASSET
MIDDLE
SCHOOL



Filters: Cost Center Name Not Equal To DoNotReport; Billing Period Equal To 201610All Meter CodesAll Group Names

elpaso

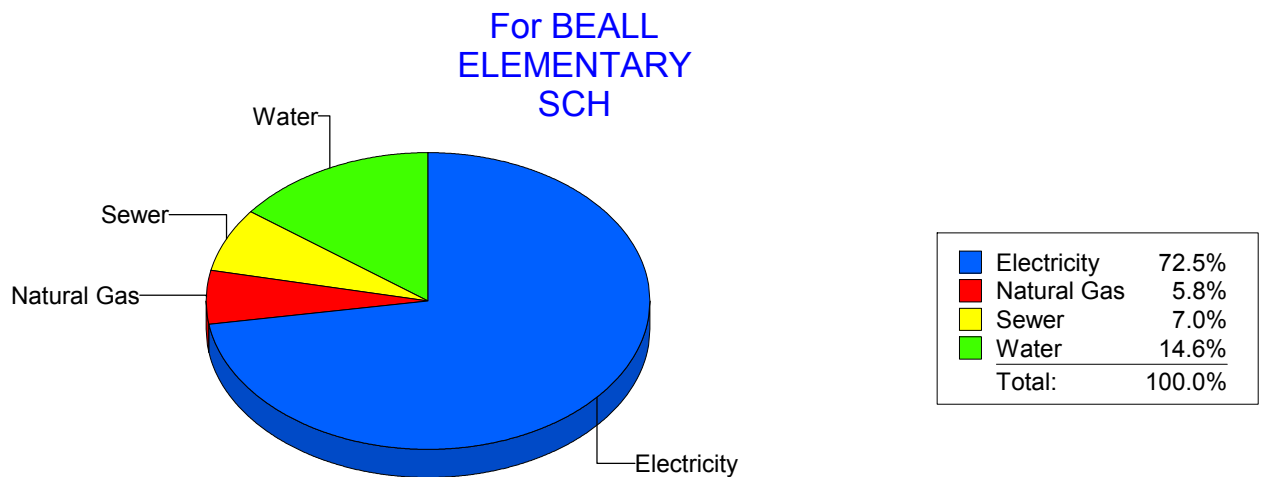
Energy CAP

Cost Avoidance Program

Cost Summary Graph

Grouped by Energy Type

Energy Type	Use	Units	Meter Cost	Special Charges	Total Cost	Avg Unit Cost	% of Total Cost
Site: BEALL ELEMENTARY SCH - BEALL ELEMENTARY SCH							
Electricity	25,121	KWH	\$3,686.84	\$0.00	\$3,686.84	0.1468	72.54%
Natural Gas	152	CCF	\$296.79	\$0.00	\$296.79	1.9526	5.84%
Water	244	CCF	\$744.15	\$0.00	\$744.15	3.0498	14.64%
Sewer	107	CCF	\$354.97	\$0.00	\$354.97	3.3175	6.98%
Total Cost:			\$5,082.75	\$0.00	\$5,082.75		



Filters: Cost Center Name Not Equal To DoNotReport; Billing Period Equal To 201610All Meter CodesAll Group Names

elpaso

Energy CAP

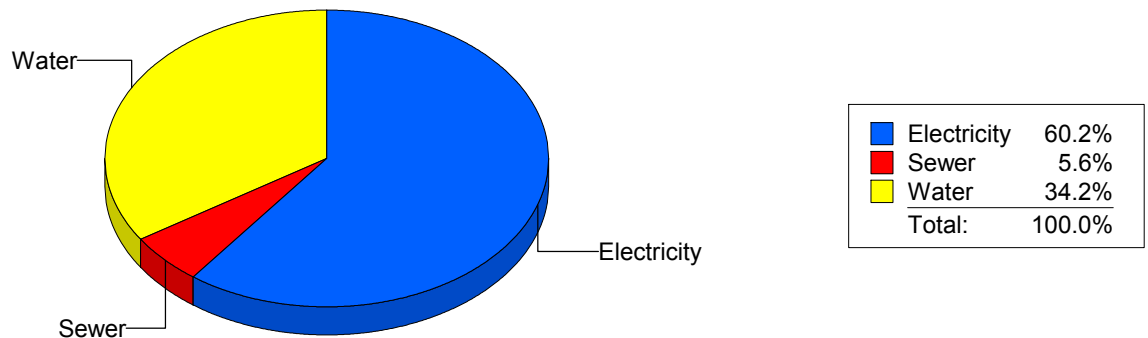
Cost Avoidance Program

Cost Summary Graph

Grouped by Energy Type

Energy Type	Use	Units	Meter Cost	Special Charges	Total Cost	Avg Unit Cost	% of Total Cost
Site: BLISS ELEMENTARY - BLISS ELEMENTARY							
Electricity	31,456	KWH	\$4,844.43	\$0.00	\$4,844.43	0.1540	60.16%
Water	662	CCF	\$2,754.77	\$0.00	\$2,754.77	4.1613	34.21%
Sewer	167	CCF	\$453.97	\$0.00	\$453.97	2.7184	5.64%
Total Cost:			\$8,053.17	\$0.00	\$8,053.17		

For BLISS
ELEMENTARY



Filters: Cost Center Name Not Equal To DoNotReport; Billing Period Equal To 201610All Meter CodesAll Group Names

elpaso

Energy CAP

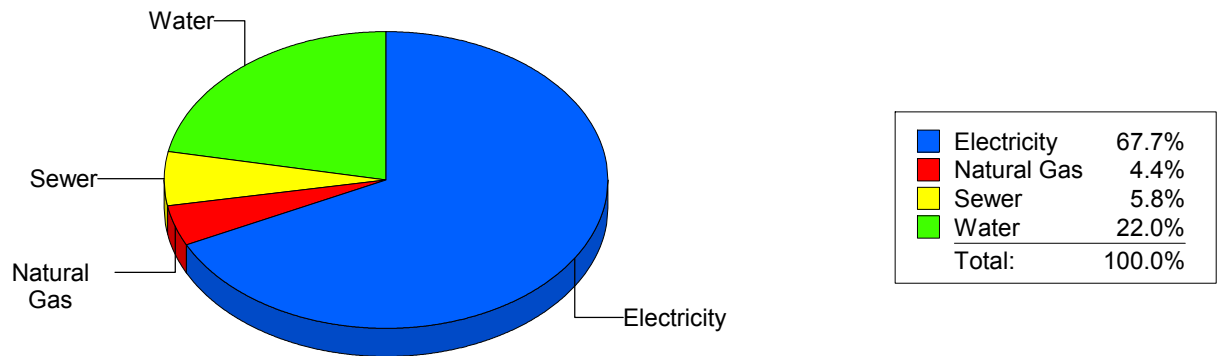
Cost Avoidance Program

Cost Summary Graph

Grouped by Energy Type

Energy Type	Use	Units	Meter Cost	Special Charges	Total Cost	Avg Unit Cost	% of Total Cost
Site: BOND - BOND ELEMENTARY							
Electricity	28,179 KWH		\$4,853.53	\$0.00	\$4,853.53	0.1722	67.74%
Natural Gas	192 CCF		\$318.49	\$0.00	\$318.49	1.6588	4.45%
Water	389 CCF		\$1,575.35	\$0.00	\$1,575.35	4.0497	21.99%
Sewer	96 CCF		\$417.53	\$0.00	\$417.53	4.3493	5.83%
Total Cost:			\$7,164.90	\$0.00	\$7,164.90		

For BOND
ELEMENTARY



Filters: Cost Center Name Not Equal To DoNotReport; Billing Period Equal To 201610All Meter CodesAll Group Names

elpaso

Energy CAP

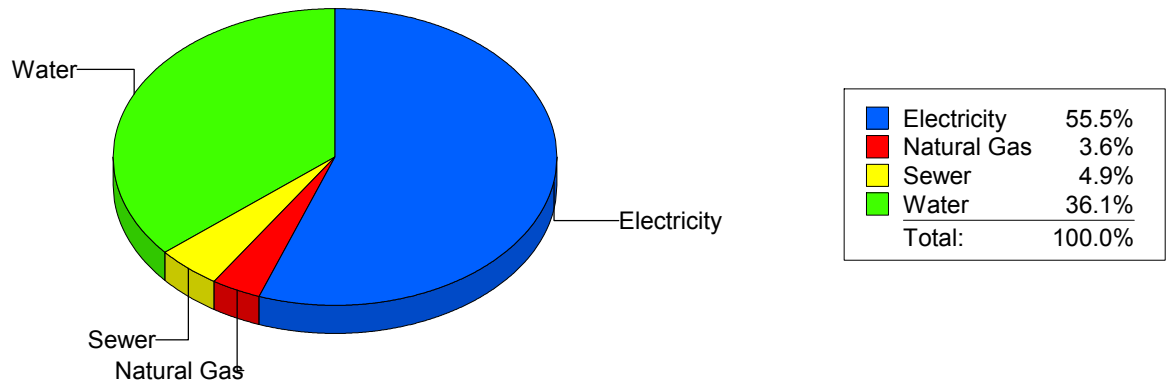
Cost Avoidance Program

Cost Summary Graph

Grouped by Energy Type

Energy Type	Use	Units	Meter Cost	Special Charges	Total Cost	Avg Unit Cost	% of Total Cost
Site: BONHAM ELEMENTARY SC - BONHAM ELEMENTARY SC							
Electricity	25,637	KWH	\$4,258.22	\$0.00	\$4,258.22	0.1661	55.48%
Natural Gas	313	CCF	\$275.86	\$0.00	\$275.86	0.8813	3.59%
Water	574	CCF	\$2,767.18	\$0.00	\$2,767.18	4.8209	36.05%
Sewer	131	CCF	\$374.11	\$0.00	\$374.11	2.8558	4.87%
Total Cost:			\$7,675.37	\$0.00	\$7,675.37		

For BONHAM
ELEMENTARY
SC



Filters: Cost Center Name Not Equal To DoNotReport; Billing Period Equal To 201610All Meter CodesAll Group Names

elpaso

Energy CAP

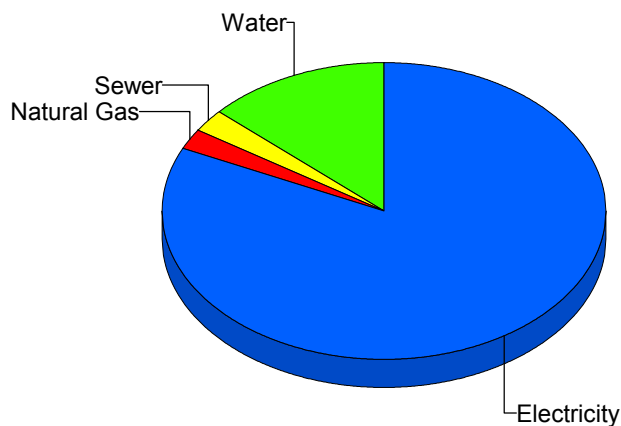
Cost Avoidance Program

Cost Summary Graph

Grouped by Energy Type

Energy Type	Use	Units	Meter Cost	Special Charges	Total Cost	Avg Unit Cost	% of Total Cost
Site: BOWIE HIGH SCHOOL - BOWIE HIGH SCHOOL							
Electricity	327,090	KWH	\$41,758.91	\$0.00	\$41,758.91	0.1277	81.84%
Natural Gas	1,857	CCF	\$1,185.92	\$0.00	\$1,185.92	0.6386	2.32%
Water	2,737	CCF	\$6,781.06	\$0.00	\$6,781.06	2.4776	13.29%
Sewer	463	CCF	\$1,297.88	\$0.00	\$1,297.88	2.8032	2.54%
Total Cost:			\$51,023.77	\$0.00	\$51,023.77		

For BOWIE
HIGH SCHOOL



Electricity	81.8%
Natural Gas	2.3%
Sewer	2.5%
Water	13.3%
Total:	100.0%

Filters: Cost Center Name Not Equal To DoNotReport; Billing Period Equal To 201610All Meter CodesAll Group Names

elpaso

Energy CAP

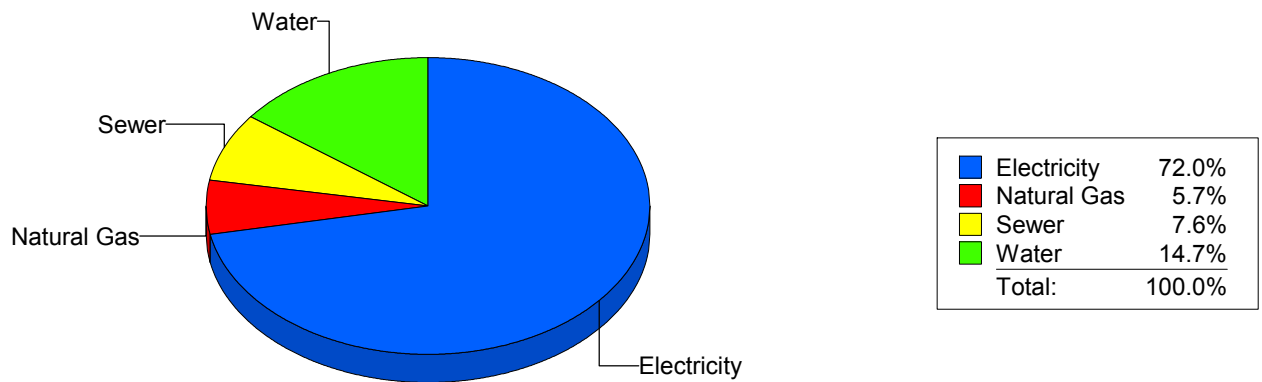
Cost Avoidance Program

Cost Summary Graph

Grouped by Energy Type

Energy Type	Use	Units	Meter Cost	Special Charges	Total Cost	Avg Unit Cost	% of Total Cost
Site: BRADLEY ELEMENTARY - BRADLEY ELEMENTARY							
Electricity	26,000	KWH	\$3,686.99	\$0.00	\$3,686.99	0.1418	72.00%
Natural Gas	344	CCF	\$291.91	\$0.00	\$291.91	0.8486	5.70%
Water	180	CCF	\$754.61	\$0.00	\$754.61	4.1923	14.74%
Sewer	68	CCF	\$387.00	\$0.00	\$387.00	5.6912	7.56%
Total Cost:			\$5,120.51	\$0.00	\$5,120.51		

For BRADLEY
ELEMENTARY



Filters: Cost Center Name Not Equal To DoNotReport; Billing Period Equal To 201610All Meter CodesAll Group Names

elpaso

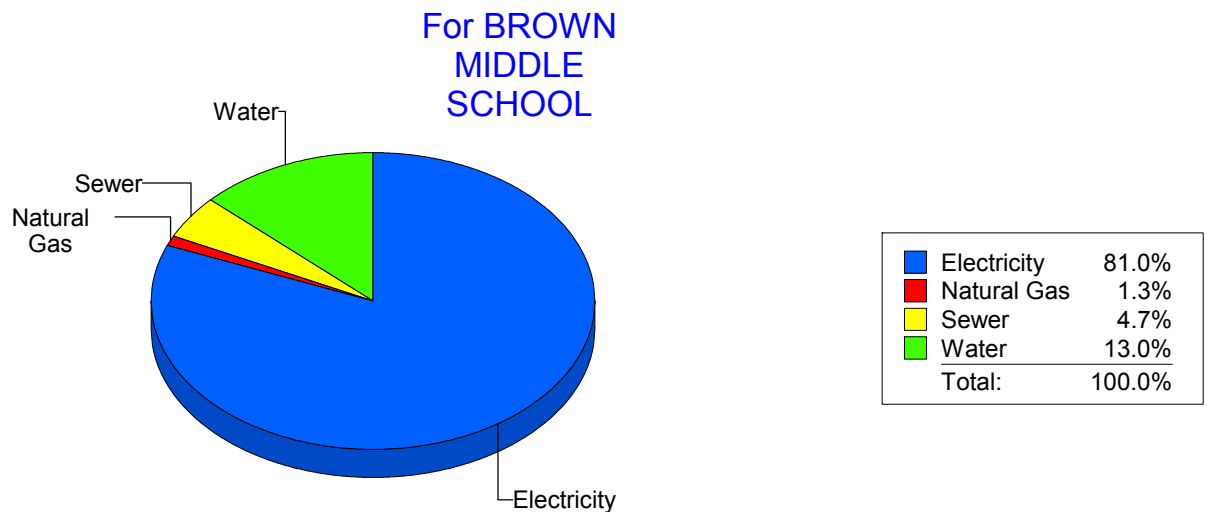
Energy CAP

Cost Avoidance Program

Cost Summary Graph

Grouped by Energy Type

Energy Type	Use	Units	Meter Cost	Special Charges	Total Cost	Avg Unit Cost	% of Total Cost
Site: BROWN MIDDLE SCHOOL - BROWN MIDDLE SCHOOL							
Electricity	128,800	KWH	\$16,272.23	\$0.00	\$16,272.23	0.1263	81.01%
Natural Gas	293	CCF	\$265.11	\$0.00	\$265.11	0.9048	1.32%
Water	914	CCF	\$2,604.75	\$0.00	\$2,604.75	2.8498	12.97%
Sewer	406	CCF	\$944.70	\$0.00	\$944.70	2.3268	4.70%
Total Cost:			\$20,086.79	\$0.00	\$20,086.79		



Filters: Cost Center Name Not Equal To DoNotReport; Billing Period Equal To 201610All Meter CodesAll Group Names

elpaso

Energy CAP

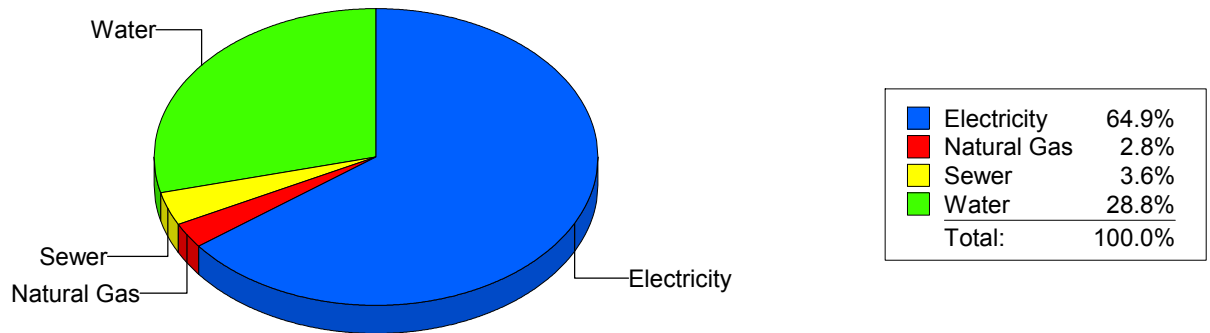
Cost Avoidance Program

Cost Summary Graph

Grouped by Energy Type

Energy Type	Use	Units	Meter Cost	Special Charges	Total Cost	Avg Unit Cost	% of Total Cost
Site: BURGESS HIGH SCHOOL - BURGESS HIGH SCHOOL							
Electricity	120,776	KWH	\$16,150.71	\$0.00	\$16,150.71	0.1337	64.85%
Natural Gas	682	CCF	\$685.60	\$0.00	\$685.60	1.0053	2.75%
Water	1,523	CCF	\$7,179.23	\$0.00	\$7,179.23	4.7139	28.83%
Sewer	264	CCF	\$888.82	\$0.00	\$888.82	3.3667	3.57%
Total Cost:			\$24,904.36	\$0.00	\$24,904.36		

For BURGESS
HIGH SCHOOL



Filters: Cost Center Name Not Equal To DoNotReport; Billing Period Equal To 201610All Meter CodesAll Group Names

elpaso

Energy CAP

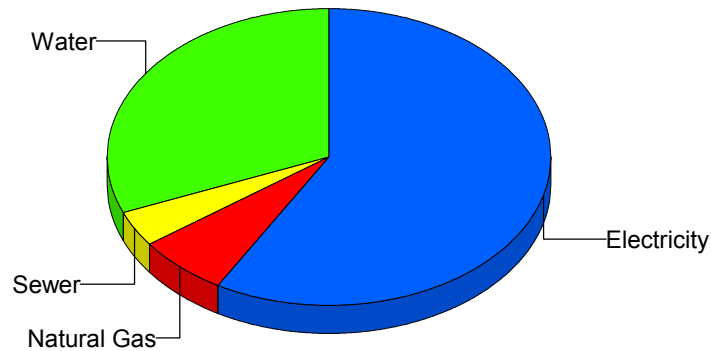
Cost Avoidance Program

Cost Summary Graph

Grouped by Energy Type

Energy Type	Use	Units	Meter Cost	Special Charges	Total Cost	Avg Unit Cost	% of Total Cost
Site: BURLESON ELEMENTARY - BURLESON ELEMENTARY							
Electricity	27,251	KWH	\$3,874.13	\$0.00	\$3,874.13	0.1422	58.44%
Natural Gas	215	CCF	\$438.20	\$0.00	\$438.20	2.0381	6.61%
Water	499	CCF	\$2,055.12	\$0.00	\$2,055.12	4.1185	31.00%
Sewer	61	CCF	\$262.07	\$0.00	\$262.07	4.2962	3.95%
Total Cost:			\$6,629.52	\$0.00	\$6,629.52		

For
BURLESON
ELEMENTARY



Electricity	58.4%
Natural Gas	6.6%
Sewer	4.0%
Water	31.0%
Total:	100.0%

Filters: Cost Center Name Not Equal To DoNotReport; Billing Period Equal To 201610All Meter CodesAll Group Names

elpaso

Energy CAP

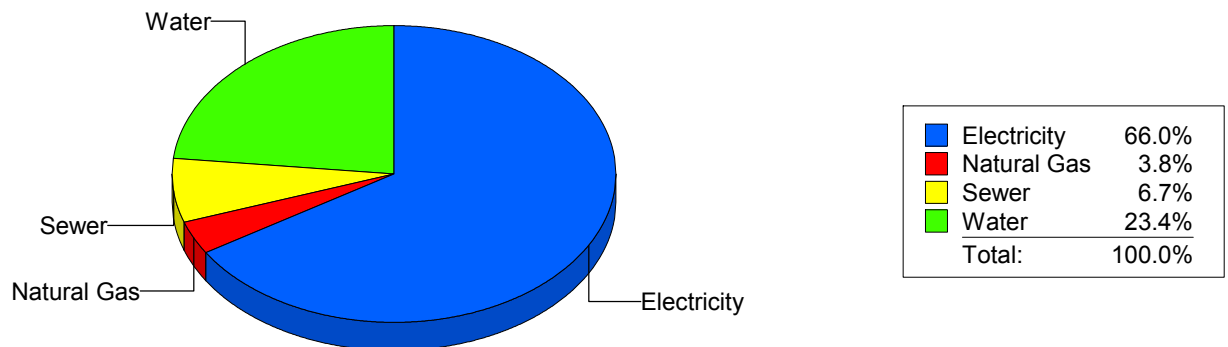
Cost Avoidance Program

Cost Summary Graph

Grouped by Energy Type

Energy Type	Use	Units	Meter Cost	Special Charges	Total Cost	Avg Unit Cost	% of Total Cost
Site: BURNET ELEMENTARY - BURNET ELEMENTARY							
Electricity	22,102	KWH	\$3,497.00	\$0.00	\$3,497.00	0.1582	65.99%
Natural Gas	37	CCF	\$203.68	\$0.00	\$203.68	5.5049	3.84%
Water	348	CCF	\$1,242.52	\$0.00	\$1,242.52	3.5705	23.45%
Sewer	118	CCF	\$356.12	\$0.00	\$356.12	3.0180	6.72%
Total Cost:			\$5,299.32	\$0.00	\$5,299.32		

For BURNET
ELEMENTARY



Filters: Cost Center Name Not Equal To DoNotReport; Billing Period Equal To 201610All Meter CodesAll Group Names

elpaso

Energy CAP

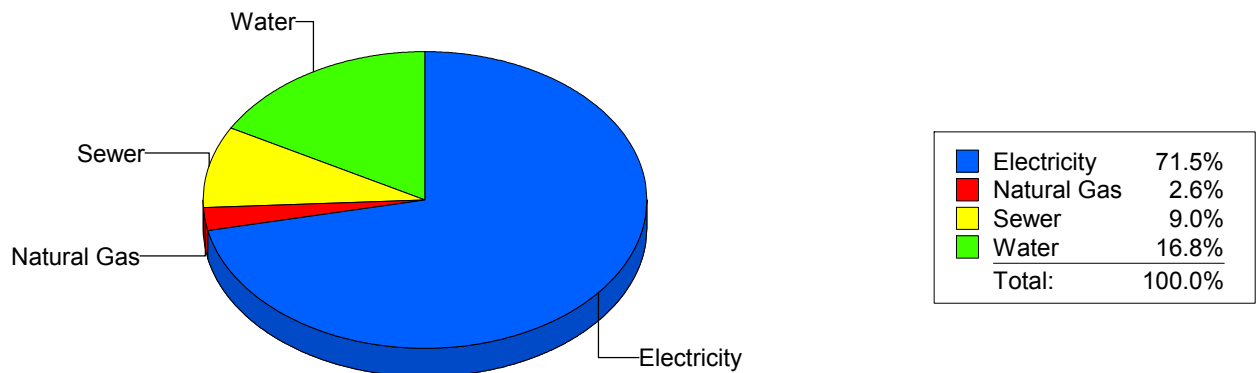
Cost Avoidance Program

Cost Summary Graph

Grouped by Energy Type

Energy Type	Use	Units	Meter Cost	Special Charges	Total Cost	Avg Unit Cost	% of Total Cost
Site: CANYON HILLS MIDDLE - CANYON HILLS MIDDLE							
Electricity	71,560	KWH	\$9,066.23	\$0.00	\$9,066.23	0.1267	71.54%
Natural Gas	214	CCF	\$329.96	\$0.00	\$329.96	1.5419	2.60%
Water	718	CCF	\$2,131.22	\$0.00	\$2,131.22	2.9683	16.82%
Sewer	361	CCF	\$1,145.25	\$0.00	\$1,145.25	3.1724	9.04%
Total Cost:			\$12,672.66	\$0.00	\$12,672.66		

For CANYON HILLS MIDDLE



Filters: Cost Center Name Not Equal To DoNotReport; Billing Period Equal To 201610All Meter CodesAll Group Names

elpaso

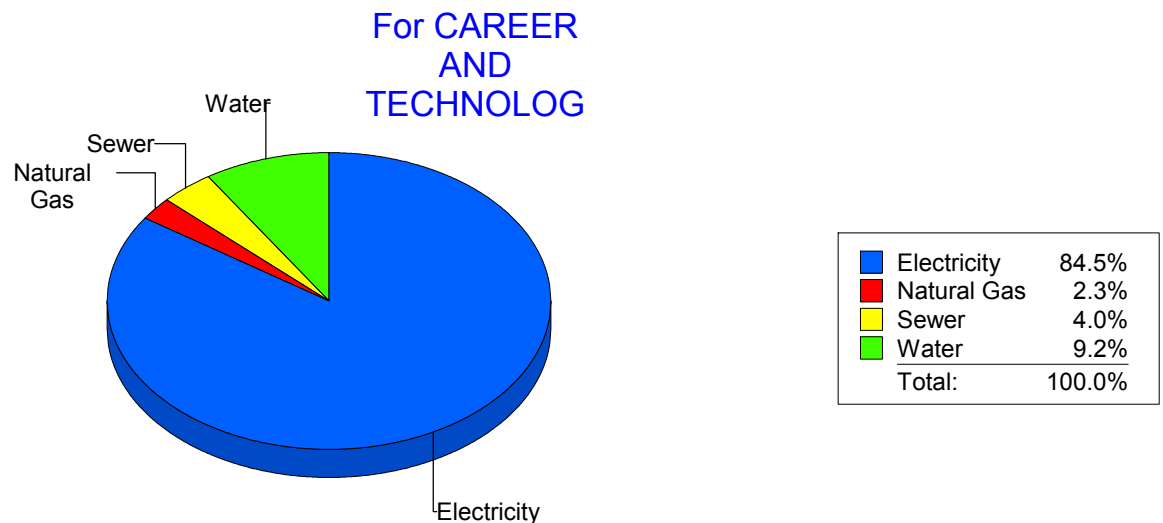
Energy CAP

Cost Avoidance Program

Cost Summary Graph

Grouped by Energy Type

Energy Type	Use	Units	Meter Cost	Special Charges	Total Cost	Avg Unit Cost	% of Total Cost
Site: CAREER AND TECHNOLOG - CAREER AND TECHNOLOG							
Electricity	91,081	KWH	\$13,037.79	\$0.00	\$13,037.79	0.1431	84.49%
Natural Gas	472	CCF	\$360.49	\$0.00	\$360.49	0.7638	2.34%
Water	418	CCF	\$1,421.49	\$0.00	\$1,421.49	3.4007	9.21%
Sewer	224	CCF	\$612.17	\$0.00	\$612.17	2.7329	3.97%
Total Cost:			\$15,431.94	\$0.00	\$15,431.94		



Filters: Cost Center Name Not Equal To DoNotReport; Billing Period Equal To 201610All Meter CodesAll Group Names

elpaso

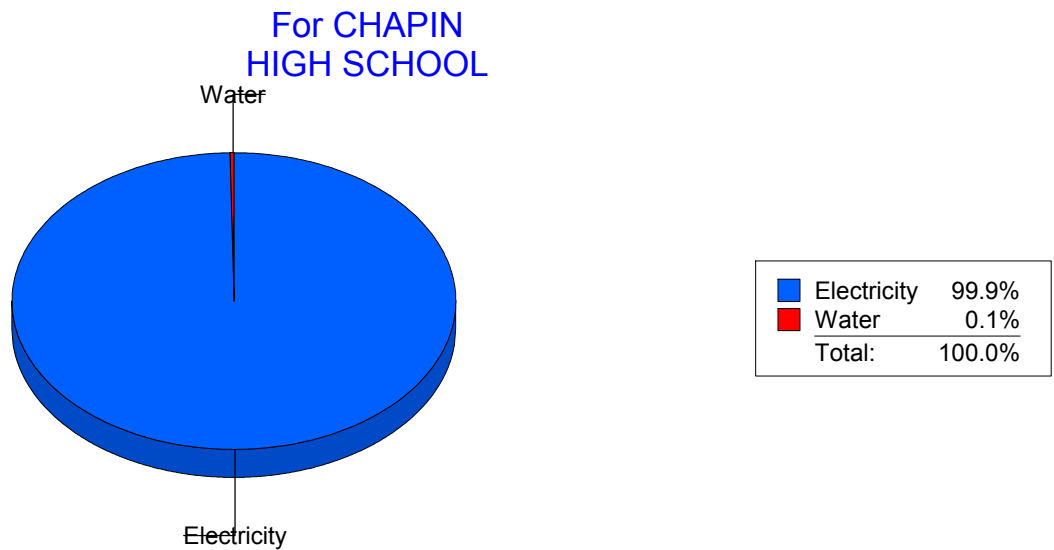
Energy CAP

Cost Avoidance Program

Cost Summary Graph

Grouped by Energy Type

Energy Type	Use	Units	Meter Cost	Special Charges	Total Cost	Avg Unit Cost	% of Total Cost
Site: CHAPIN HIGH SCHOOL - CHAPIN HIGH SCHOOL							
Electricity	318,150	KWH	\$39,893.89	\$0.00	\$39,893.89	0.1254	99.86%
Water	0	CCF	\$56.58	\$0.00	\$56.58	0.0000	0.14%
Total Cost:			\$39,950.47	\$0.00	\$39,950.47		



Filters: Cost Center Name Not Equal To DoNotReport; Billing Period Equal To 201610All Meter CodesAll Group Names

elpaso

Energy CAP

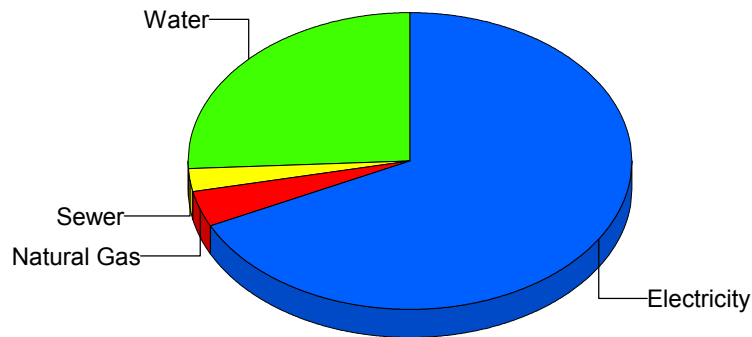
Cost Avoidance Program

Cost Summary Graph

Grouped by Energy Type

Energy Type	Use	Units	Meter Cost	Special Charges	Total Cost	Avg Unit Cost	% of Total Cost
Site: CIELO VISTA ELEMENTA - CIELO VISTA ELEMENTA							
Electricity	59,180	KWH	\$8,725.10	\$0.00	\$8,725.10	0.1474	67.74%
Natural Gas	565	CCF	\$518.94	\$0.00	\$518.94	0.9185	4.03%
Water	750	CCF	\$3,338.72	\$0.00	\$3,338.72	4.4516	25.92%
Sewer	72	CCF	\$297.22	\$0.00	\$297.22	4.1281	2.31%
Total Cost:			\$12,879.98	\$0.00	\$12,879.98		

For CIELO
VISTA
ELEMENTA



Electricity	67.7%
Natural Gas	4.0%
Sewer	2.3%
Water	25.9%
Total:	100.0%

Filters: Cost Center Name Not Equal To DoNotReport; Billing Period Equal To 201610All Meter CodesAll Group Names

elpaso

Energy CAP

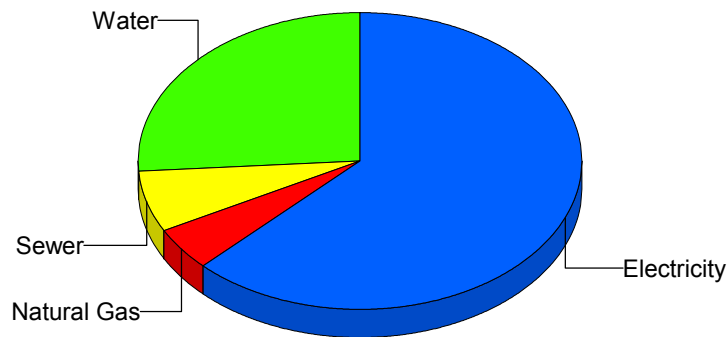
Cost Avoidance Program

Cost Summary Graph

Grouped by Energy Type

Energy Type	Use	Units	Meter Cost	Special Charges	Total Cost	Avg Unit Cost	% of Total Cost
Site: CLARDY ELEMENTARY SC - CLARDY ELEMENTARY SC							
Electricity	30,561	KWH	\$4,873.10	\$0.00	\$4,873.10	0.1595	62.50%
Natural Gas	296	CCF	\$374.25	\$0.00	\$374.25	1.2644	4.80%
Water	519	CCF	\$2,035.30	\$0.00	\$2,035.30	3.9216	26.10%
Sewer	155	CCF	\$514.88	\$0.00	\$514.88	3.3218	6.60%
Total Cost:			\$7,797.53	\$0.00	\$7,797.53		

For CLARDY
ELEMENTARY
SC



Electricity	62.5%
Natural Gas	4.8%
Sewer	6.6%
Water	26.1%
Total:	100.0%

Filters: Cost Center Name Not Equal To DoNotReport; Billing Period Equal To 201610All Meter CodesAll Group Names

el paso

Energy CAP

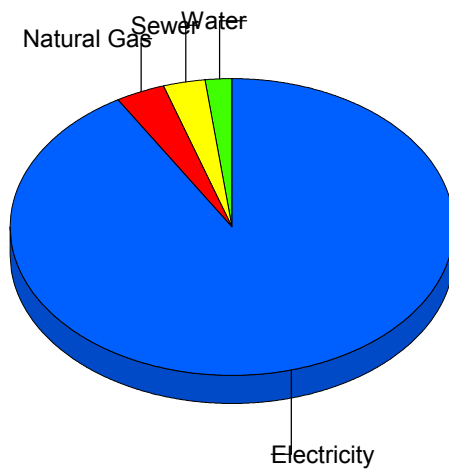
Cost Avoidance Program

Cost Summary Graph

Grouped by Energy Type

Energy Type	Use	Units	Meter Cost	Special Charges	Total Cost	Avg Unit Cost	% of Total Cost
Site: CLENDININ - CLENDININ							
Electricity	48,442	KWH	\$6,648.02	\$0.00	\$6,648.02	0.1372	91.42%
Natural Gas	300	CCF	\$268.33	\$0.00	\$268.33	0.8944	3.69%
Water	5	CCF	\$131.60	\$0.00	\$131.60	26.3200	1.81%
Sewer	87	CCF	\$224.26	\$0.00	\$224.26	2.5777	3.08%
Total Cost:			\$7,272.21	\$0.00	\$7,272.21		

For CLENDININ



Electricity	91.4%
Natural Gas	3.7%
Sewer	3.1%
Water	1.8%
Total:	100.0%

Filters: Cost Center Name Not Equal To DoNotReport; Billing Period Equal To 201610All Meter CodesAll Group Names

elpaso

Energy CAP

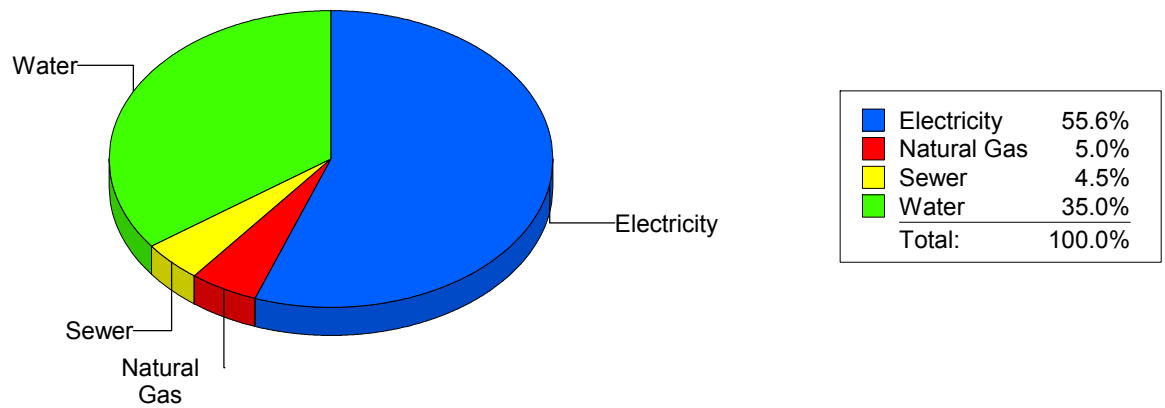
Cost Avoidance Program

Cost Summary Graph

Grouped by Energy Type

Energy Type	Use	Units	Meter Cost	Special Charges	Total Cost	Avg Unit Cost	% of Total Cost
Site: COLDWELL INTERMEDIAT - COLDWELL INTERMEDIAT							
Electricity	29,283	KWH	\$4,545.09	\$0.00	\$4,545.09	0.1552	55.55%
Natural Gas	155	CCF	\$405.69	\$0.00	\$405.69	2.6174	4.96%
Water	539	CCF	\$2,863.16	\$0.00	\$2,863.16	5.3120	35.00%
Sewer	86	CCF	\$367.47	\$0.00	\$367.47	4.2729	4.49%
Total Cost:			\$8,181.41	\$0.00	\$8,181.41		

For
COLDWELL
INTERMEDIAT



Filters: Cost Center Name Not Equal To DoNotReport; Billing Period Equal To 201610All Meter CodesAll Group Names

elpaso

Energy CAP

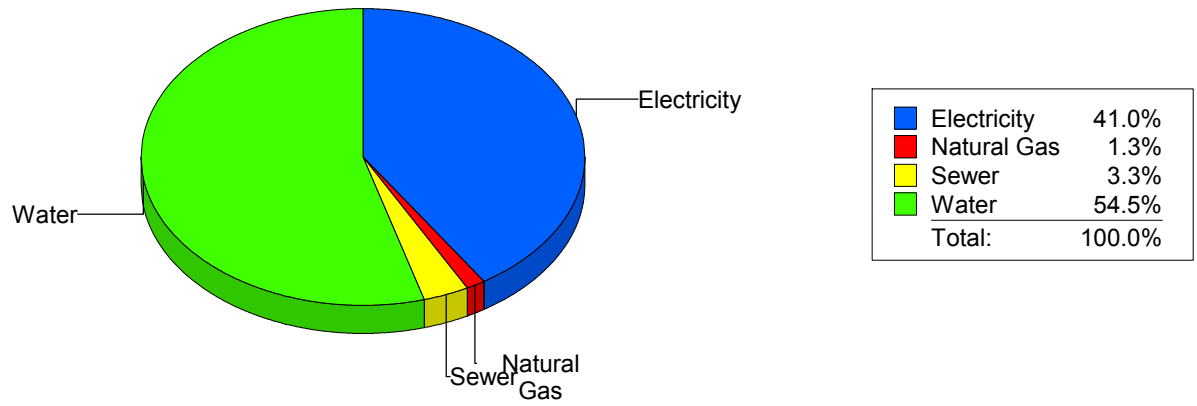
Cost Avoidance Program

Cost Summary Graph

Grouped by Energy Type

Energy Type	Use	Units	Meter Cost	Special Charges	Total Cost	Avg Unit Cost	% of Total Cost
Site: COLLINS ELEMENTARY - COLLINS ELEMENTARY							
Electricity	45,573	KWH	\$6,806.33	\$0.00	\$6,806.33	0.1494	40.96%
Natural Gas	0	CCF	\$215.06	\$0.00	\$215.06	0.0000	1.29%
Water	1,719	CCF	\$9,051.62	\$0.00	\$9,051.62	5.2656	54.48%
Sewer	221	CCF	\$543.07	\$0.00	\$543.07	2.4573	3.27%
Total Cost:			\$16,616.08	\$0.00	\$16,616.08		

For COLLINS
ELEMENTARY



Filters: Cost Center Name Not Equal To DoNotReport; Billing Period Equal To 201610All Meter CodesAll Group Names

elpaso

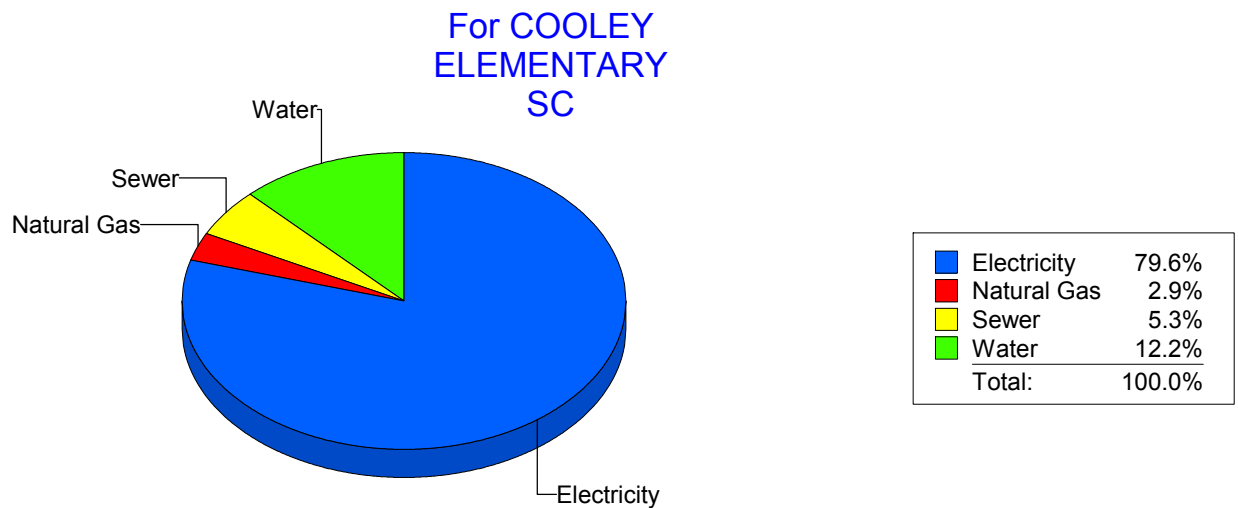
Energy CAP

Cost Avoidance Program

Cost Summary Graph

Grouped by Energy Type

Energy Type	Use	Units	Meter Cost	Special Charges	Total Cost	Avg Unit Cost	% of Total Cost
Site: COOLEY ELEMENTARY SC - COOLEY ELEMENTARY SC							
Electricity	75,400	KWH	\$11,275.06	\$0.00	\$11,275.06	0.1495	79.56%
Natural Gas	376	CCF	\$417.29	\$0.00	\$417.29	1.1098	2.94%
Water	398	CCF	\$1,722.07	\$0.00	\$1,722.07	4.3268	12.15%
Sewer	165	CCF	\$756.95	\$0.00	\$756.95	4.5876	5.34%
Total Cost:			\$14,171.37	\$0.00	\$14,171.37		



Filters: Cost Center Name Not Equal To DoNotReport; Billing Period Equal To 201610All Meter CodesAll Group Names

elpaso

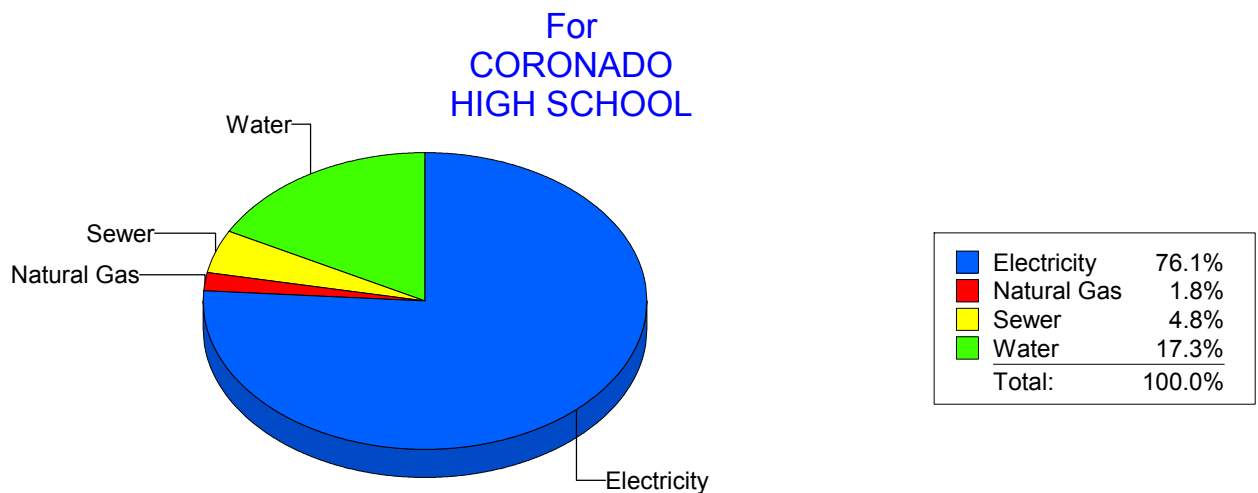
Energy CAP

Cost Avoidance Program

Cost Summary Graph

Grouped by Energy Type

Energy Type	Use	Units	Meter Cost	Special Charges	Total Cost	Avg Unit Cost	% of Total Cost
Site: CORONADO HIGH SCHOOL - CORONADO HIGH SCHOOL							
Electricity	237,189	KWH	\$34,460.55	\$0.00	\$34,460.55	0.1453	76.13%
Natural Gas	1,164	CCF	\$825.01	\$0.00	\$825.01	0.7088	1.82%
Water	3,448	CCF	\$7,826.11	\$0.00	\$7,826.11	2.2698	17.29%
Sewer	1,066	CCF	\$2,153.71	\$0.00	\$2,153.71	2.0204	4.76%
Total Cost:			\$45,265.38	\$0.00	\$45,265.38		



Filters: Cost Center Name Not Equal To DoNotReport; Billing Period Equal To 201610All Meter CodesAll Group Names

el Paso

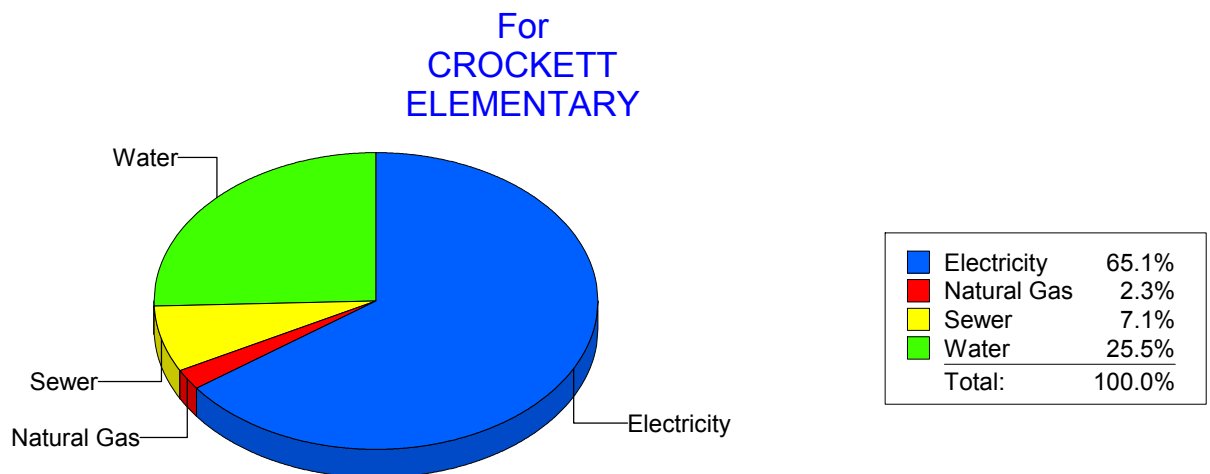
Energy CAP

Cost Avoidance Program

Cost Summary Graph

Grouped by Energy Type

Energy Type	Use	Units	Meter Cost	Special Charges	Total Cost	Avg Unit Cost	% of Total Cost
Site: CROCKETT - CROCKETT ELEMENTARY							
Electricity	34,370	KWH	\$5,076.61	\$0.00	\$5,076.61	0.1477	65.06%
Natural Gas	133	CCF	\$178.82	\$0.00	\$178.82	1.3445	2.29%
Water	557	CCF	\$1,990.15	\$0.00	\$1,990.15	3.5730	25.51%
Sewer	191	CCF	\$557.28	\$0.00	\$557.28	2.9177	7.14%
Total Cost:			\$7,802.86	\$0.00	\$7,802.86		



Filters: Cost Center Name Not Equal To DoNotReport; Billing Period Equal To 201610All Meter CodesAll Group Names

elpaso

Energy CAP

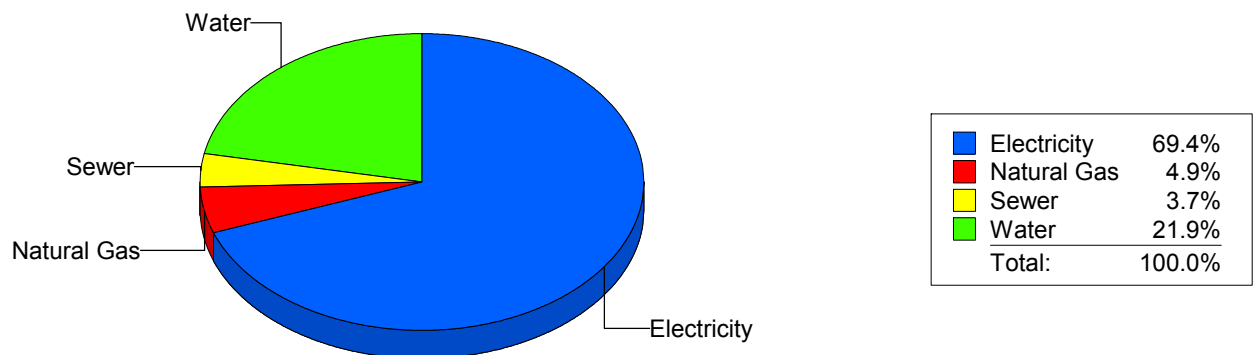
Cost Avoidance Program

Cost Summary Graph

Grouped by Energy Type

Energy Type	Use	Units	Meter Cost	Special Charges	Total Cost	Avg Unit Cost	% of Total Cost
Site: CROSBY ELEMENTARY - CROSBY ELEMENTARY							
Electricity	40,301	KWH	\$5,650.94	\$0.00	\$5,650.94	0.1402	69.40%
Natural Gas	348	CCF	\$401.61	\$0.00	\$401.61	1.1541	4.93%
Water	389	CCF	\$1,785.44	\$0.00	\$1,785.44	4.5898	21.93%
Sewer	87	CCF	\$304.97	\$0.00	\$304.97	3.5054	3.75%
Total Cost:			\$8,142.96	\$0.00	\$8,142.96		

For CROSBY
ELEMENTARY



Filters: Cost Center Name Not Equal To DoNotReport; Billing Period Equal To 201610All Meter CodesAll Group Names

elpaso

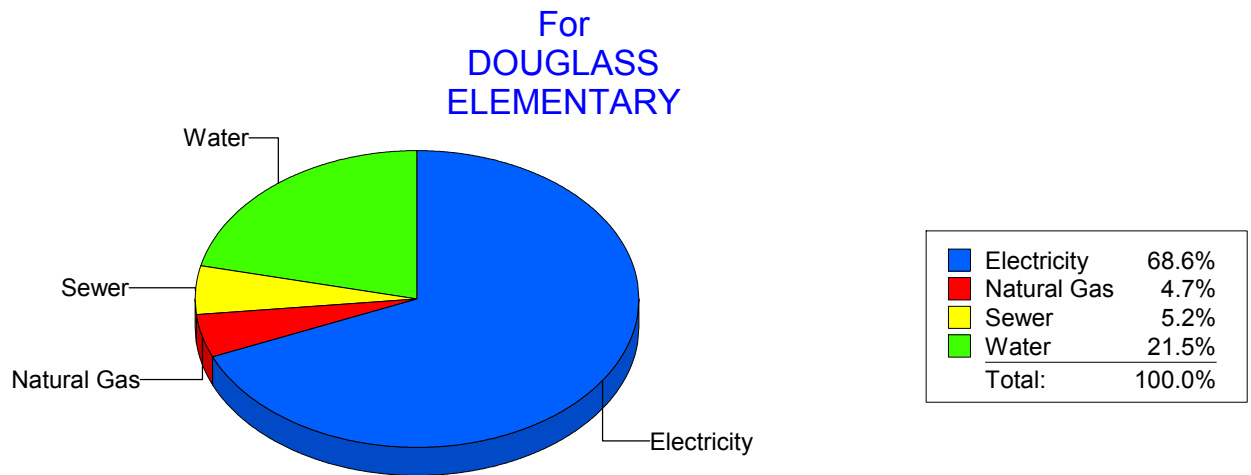
Energy CAP

Cost Avoidance Program

Cost Summary Graph

Grouped by Energy Type

Energy Type	Use	Units	Meter Cost	Special Charges	Total Cost	Avg Unit Cost	% of Total Cost
Site: DOUGLASS ELEMENTARY - DOUGLASS ELEMENTARY							
Electricity	36,336	KWH	\$4,927.58	\$0.00	\$4,927.58	0.1356	68.55%
Natural Gas	229	CCF	\$338.22	\$0.00	\$338.22	1.4769	4.71%
Water	381	CCF	\$1,546.34	\$0.00	\$1,546.34	4.0586	21.51%
Sewer	93	CCF	\$376.04	\$0.00	\$376.04	4.0434	5.23%
Total Cost:			\$7,188.18	\$0.00	\$7,188.18		



Filters: Cost Center Name Not Equal To DoNotReport; Billing Period Equal To 201610All Meter CodesAll Group Names

elpaso

Energy CAP

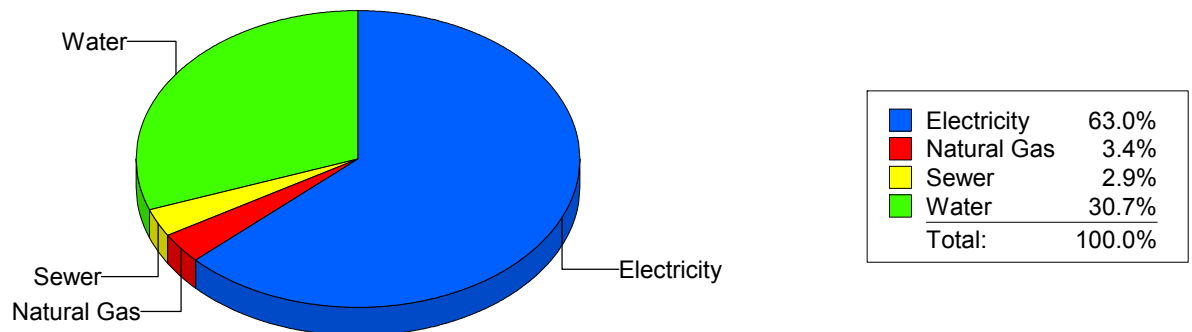
Cost Avoidance Program

Cost Summary Graph

Grouped by Energy Type

Energy Type	Use	Units	Meter Cost	Special Charges	Total Cost	Avg Unit Cost	% of Total Cost
Site: DOWELL ELEMENTARY - DOWELL ELEMENTARY							
Electricity	22,555	KWH	\$3,463.03	\$0.00	\$3,463.03	0.1535	63.01%
Natural Gas	149	CCF	\$187.23	\$0.00	\$187.23	1.2566	3.41%
Water	425	CCF	\$1,685.79	\$0.00	\$1,685.79	3.9666	30.67%
Sewer	58	CCF	\$159.85	\$0.00	\$159.85	2.7560	2.91%
Total Cost:			\$5,495.90	\$0.00	\$5,495.90		

For DOWELL
ELEMENTARY



Filters: Cost Center Name Not Equal To DoNotReport; Billing Period Equal To 201610All Meter CodesAll Group Names

elpaso

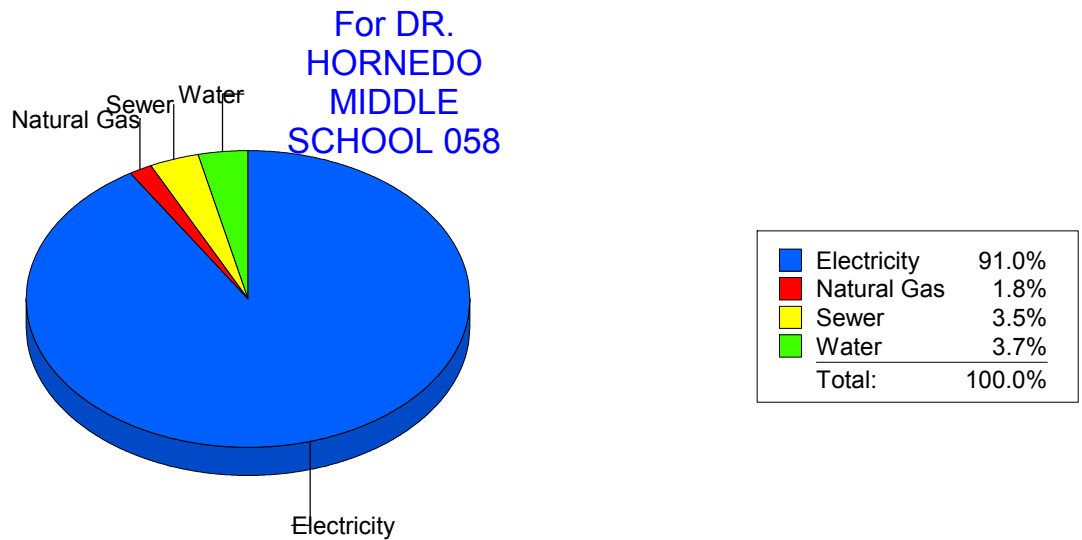
Energy CAP

Cost Avoidance Program

Cost Summary Graph

Grouped by Energy Type

Energy Type	Use	Units	Meter Cost	Special Charges	Total Cost	Avg Unit Cost	% of Total Cost
Site: DRHORNEDOMIDDLESCHOOL - DR. HORNEDO MIDDLE SCHOOL 058							
Electricity	104,991	KWH	\$16,374.50	\$0.00	\$16,374.50	0.1560	90.99%
Natural Gas	398	CCF	\$320.86	\$0.00	\$320.86	0.8062	1.78%
Water	150	CCF	\$662.62	\$0.00	\$662.62	4.4175	3.68%
Sewer	220	CCF	\$637.80	\$0.00	\$637.80	2.8991	3.54%
Total Cost:			\$17,995.78	\$0.00	\$17,995.78		



Filters: Cost Center Name Not Equal To DoNotReport; Billing Period Equal To 201610All Meter CodesAll Group Names

elpaso

Energy CAP

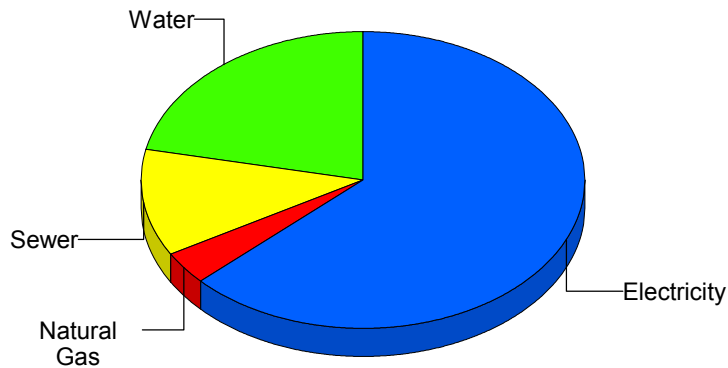
Cost Avoidance Program

Cost Summary Graph

Grouped by Energy Type

Energy Type	Use	Units	Meter Cost	Special Charges	Total Cost	Avg Unit Cost	% of Total Cost
Site: DR. L.A. NIXON ELEME - DR. L.A. NIXON ELEME							
Electricity	38,640	KWH	\$5,577.62	\$0.00	\$5,577.62	0.1443	63.19%
Natural Gas	183	CCF	\$313.16	\$0.00	\$313.16	1.7113	3.55%
Water	776	CCF	\$1,906.75	\$0.00	\$1,906.75	2.4572	21.60%
Sewer	428	CCF	\$1,029.48	\$0.00	\$1,029.48	2.4053	11.66%
Total Cost:			\$8,827.01	\$0.00	\$8,827.01		

For DR. L.A.
NIXON ELEME



Electricity	63.2%
Natural Gas	3.5%
Sewer	11.7%
Water	21.6%
Total:	100.0%

Filters: Cost Center Name Not Equal To DoNotReport; Billing Period Equal To 201610All Meter CodesAll Group Names

elpaso

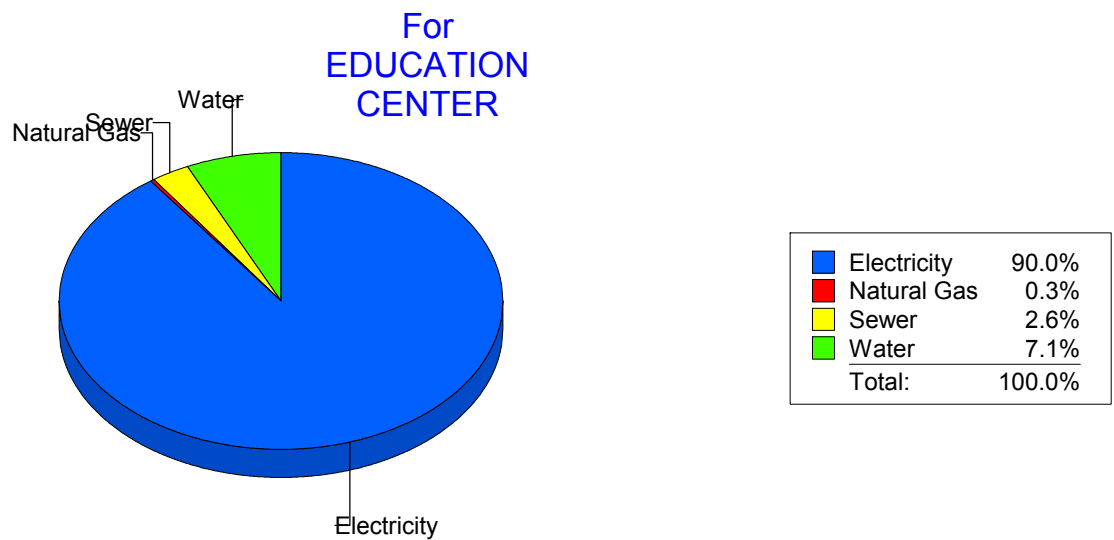
Energy CAP

Cost Avoidance Program

Cost Summary Graph

Grouped by Energy Type

Energy Type	Use	Units	Meter Cost	Special Charges	Total Cost	Avg Unit Cost	% of Total Cost
Site: EDUCATION CENTER - EDUCATION CENTER							
Electricity	260,344	KWH	\$32,613.86	\$0.00	\$32,613.86	0.1253	89.99%
Natural Gas	19	CCF	\$117.74	\$0.00	\$117.74	6.1968	0.32%
Water	653	CCF	\$2,562.89	\$0.00	\$2,562.89	3.9248	7.07%
Sewer	328	CCF	\$945.19	\$0.00	\$945.19	2.8817	2.61%
Total Cost:			\$36,239.68	\$0.00	\$36,239.68		



Filters: Cost Center Name Not Equal To DoNotReport; Billing Period Equal To 201610All Meter CodesAll Group Names

elpaso

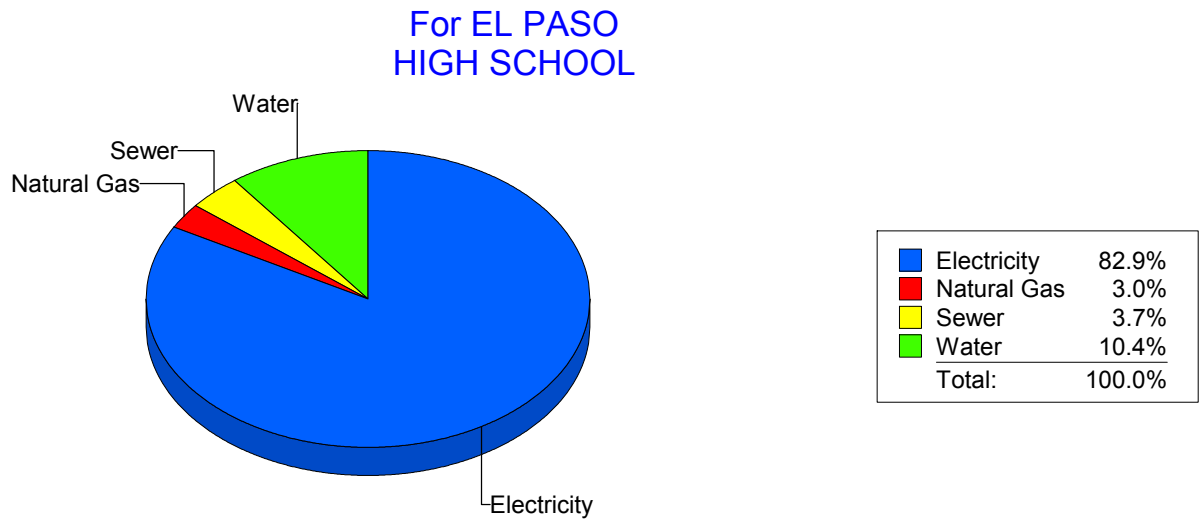
Energy CAP

Cost Avoidance Program

Cost Summary Graph

Grouped by Energy Type

Energy Type	Use	Units	Meter Cost	Special Charges	Total Cost	Avg Unit Cost	% of Total Cost
Site: EL PASO HIGH SCHOOL - EL PASO HIGH SCHOOL							
Electricity	188,146	KWH	\$26,324.48	\$0.00	\$26,324.48	0.1399	82.94%
Natural Gas	564	CCF	\$947.72	\$0.00	\$947.72	1.6804	2.99%
Water	929	CCF	\$3,295.96	\$0.00	\$3,295.96	3.5479	10.39%
Sewer	385	CCF	\$1,169.18	\$0.00	\$1,169.18	3.0368	3.68%
Total Cost:			\$31,737.34	\$0.00	\$31,737.34		



Filters: Cost Center Name Not Equal To DoNotReport; Billing Period Equal To 201610All Meter CodesAll Group Names

el Paso

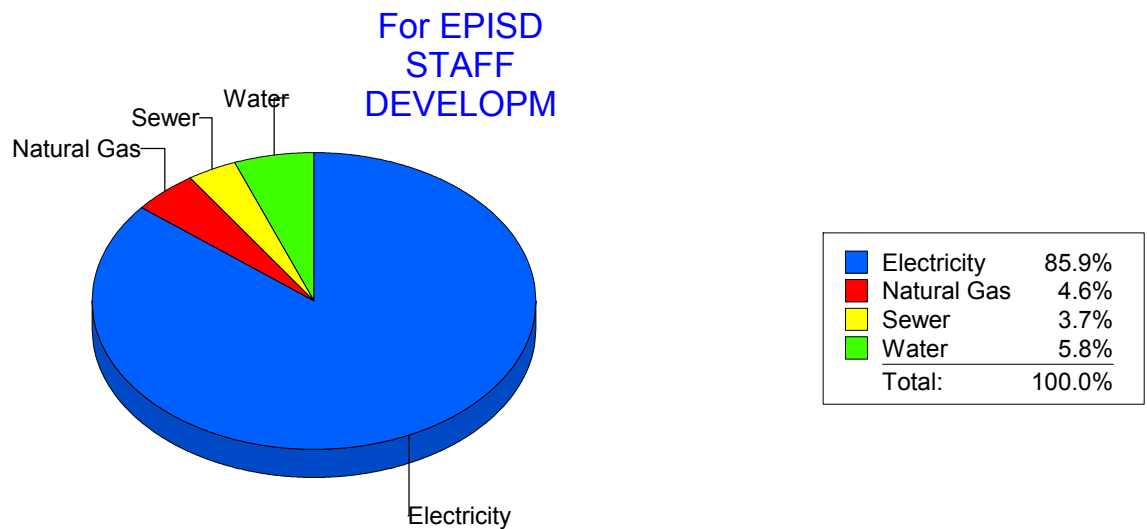
Energy CAP

Cost Avoidance Program

Cost Summary Graph

Grouped by Energy Type

Energy Type	Use	Units	Meter Cost	Special Charges	Total Cost	Avg Unit Cost	% of Total Cost
Site: EPISD STAFF DEVELOPM - EPISD STAFF DEVELOPM							
Electricity	15,360	KWH	\$2,163.51	\$0.00	\$2,163.51	0.1409	85.95%
Natural Gas	15	CCF	\$115.58	\$0.00	\$115.58	7.7053	4.59%
Water	31	CCF	\$145.94	\$0.00	\$145.94	4.7077	5.80%
Sewer	17	CCF	\$92.20	\$0.00	\$92.20	5.4235	3.66%
Total Cost:			\$2,517.23	\$0.00	\$2,517.23		



Filters: Cost Center Name Not Equal To DoNotReport; Billing Period Equal To 201610All Meter CodesAll Group Names

elpaso

Energy CAP

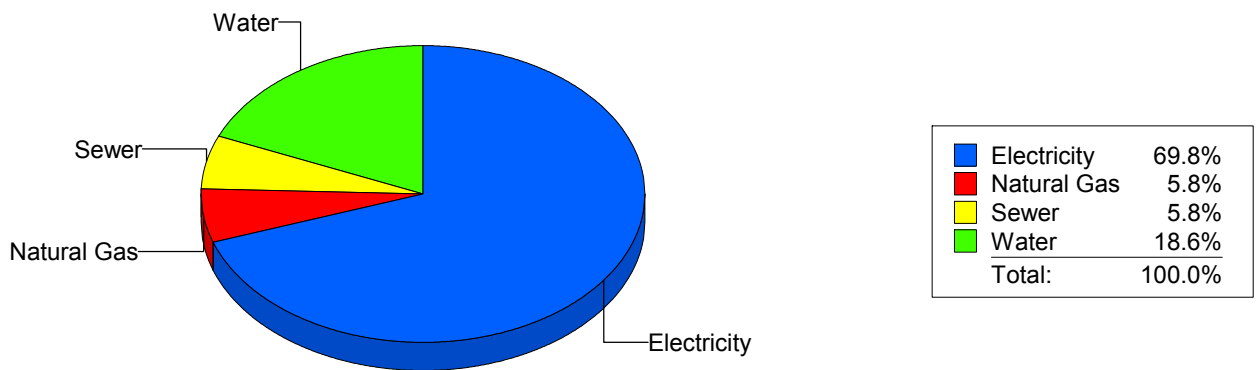
Cost Avoidance Program

Cost Summary Graph

Grouped by Energy Type

Energy Type	Use	Units	Meter Cost	Special Charges	Total Cost	Avg Unit Cost	% of Total Cost
Site: FANNIN ELEMENTARY - FANNIN ELEMENTARY							
Electricity	33,659	KWH	\$5,147.63	\$0.00	\$5,147.63	0.1529	69.80%
Natural Gas	202	CCF	\$430.86	\$0.00	\$430.86	2.1330	5.84%
Water	332	CCF	\$1,372.59	\$0.00	\$1,372.59	4.1343	18.61%
Sewer	100	CCF	\$424.13	\$0.00	\$424.13	4.2413	5.75%
Total Cost:			\$7,375.21	\$0.00	\$7,375.21		

For FANNIN
ELEMENTARY



Filters: Cost Center Name Not Equal To DoNotReport; Billing Period Equal To 201610All Meter CodesAll Group Names

elpaso

Energy CAP

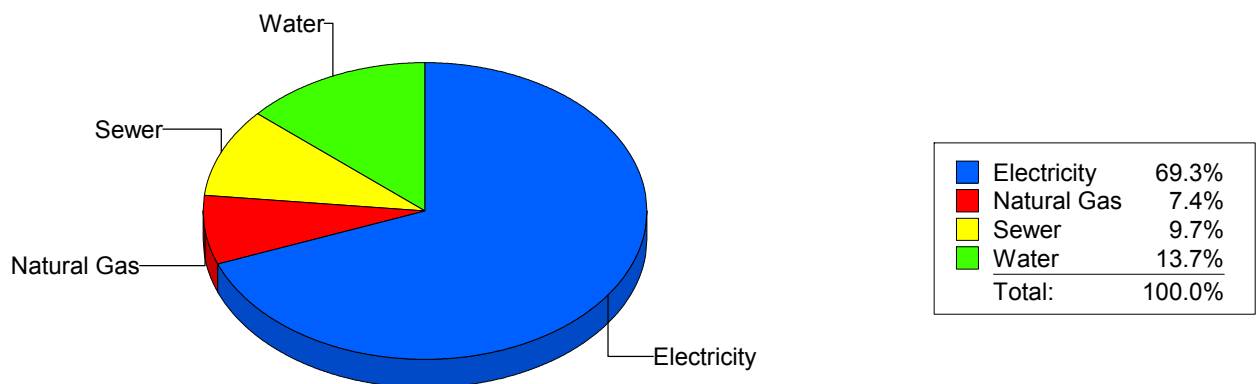
Cost Avoidance Program

Cost Summary Graph

Grouped by Energy Type

Energy Type	Use	Units	Meter Cost	Special Charges	Total Cost	Avg Unit Cost	% of Total Cost
Site: FINE ARTS/MULTIMEDIA - FINE ARTS/MULTIMEDIA							
Electricity	13,270	KWH	\$1,711.21	\$0.00	\$1,711.21	0.1290	69.25%
Natural Gas	140	CCF	\$182.83	\$0.00	\$182.83	1.3059	7.40%
Water	138	CCF	\$337.89	\$0.00	\$337.89	2.4485	13.67%
Sewer	96	CCF	\$239.11	\$0.00	\$239.11	2.4907	9.68%
Total Cost:			\$2,471.04	\$0.00	\$2,471.04		

For FINE
ARTS/MULTIMEDIA



Filters: Cost Center Name Not Equal To DoNotReport; Billing Period Equal To 201610All Meter CodesAll Group Names

elpaso

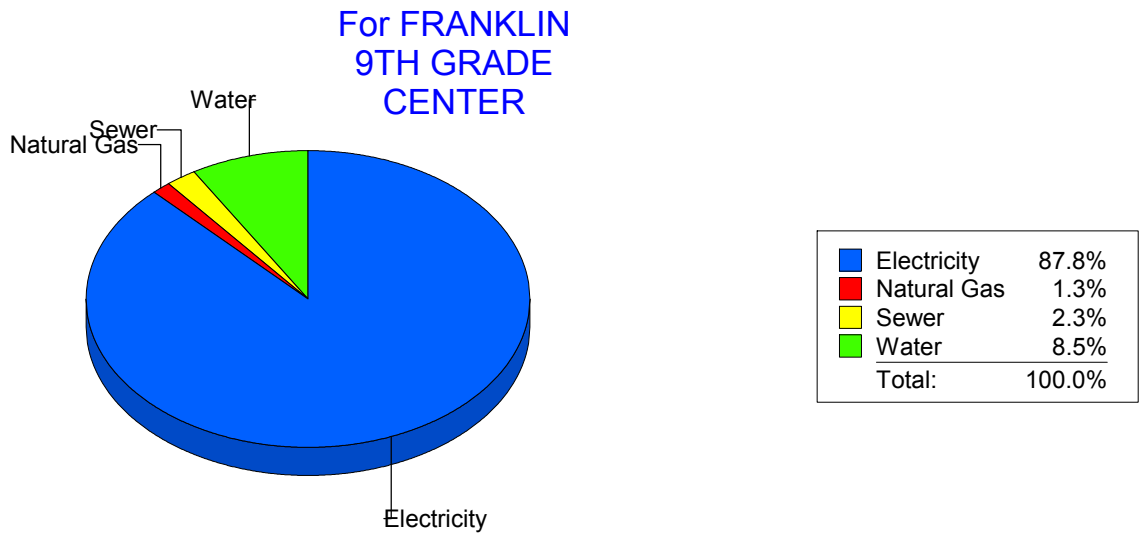
Energy CAP

Cost Avoidance Program

Cost Summary Graph

Grouped by Energy Type

Energy Type	Use	Units	Meter Cost	Special Charges	Total Cost	Avg Unit Cost	% of Total Cost
Site: FRANKLIN9THGRADECENTER - FRANKLIN 9TH GRADE CENTER							
Electricity	152,000	KWH	\$19,122.48	\$0.00	\$19,122.48	0.1258	87.78%
Natural Gas	343	CCF	\$291.38	\$0.00	\$291.38	0.8495	1.34%
Water	1,080	CCF	\$1,861.79	\$0.00	\$1,861.79	1.7239	8.55%
Sewer	142	CCF	\$509.10	\$0.00	\$509.10	3.5852	2.34%
Total Cost:			\$21,784.75	\$0.00	\$21,784.75		



Filters: Cost Center Name Not Equal To DoNotReport; Billing Period Equal To 201610All Meter CodesAll Group Names

elpaso

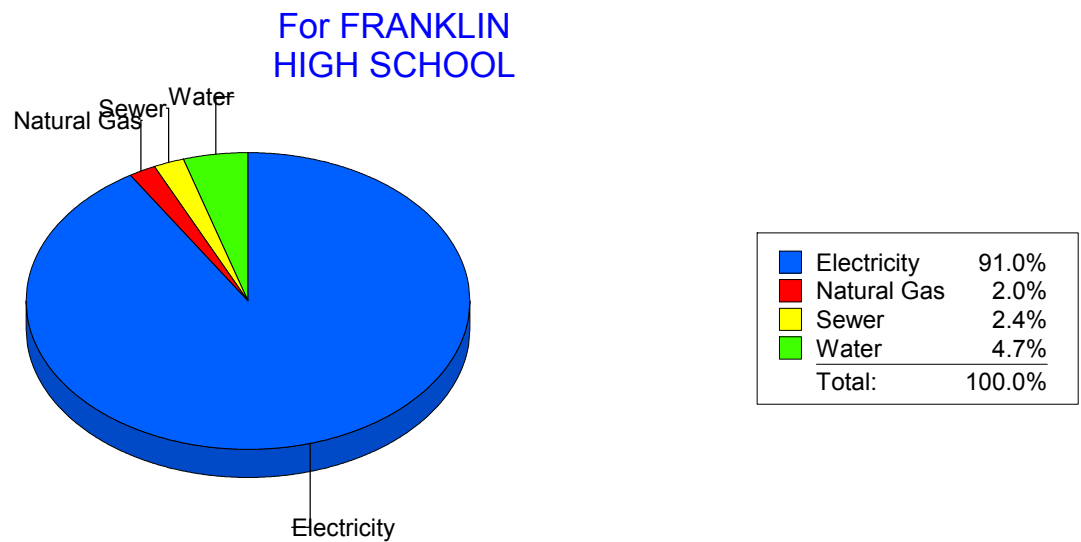
Energy CAP

Cost Avoidance Program

Cost Summary Graph

Grouped by Energy Type

Energy Type	Use	Units	Meter Cost	Special Charges	Total Cost	Avg Unit Cost	% of Total Cost
Site: FRANKLIN HIGH SCHOOL - FRANKLIN HIGH SCHOOL							
Electricity	292,675	KWH	\$35,939.17	\$0.00	\$35,939.17	0.1228	90.97%
Natural Gas	1,082	CCF	\$788.06	\$0.00	\$788.06	0.7283	1.99%
Water	735	CCF	\$1,844.29	\$0.00	\$1,844.29	2.5092	4.67%
Sewer	399	CCF	\$933.15	\$0.00	\$933.15	2.3387	2.36%
Total Cost:			\$39,504.67	\$0.00	\$39,504.67		



Filters: Cost Center Name Not Equal To DoNotReport; Billing Period Equal To 201610All Meter CodesAll Group Names

elpaso

Energy CAP

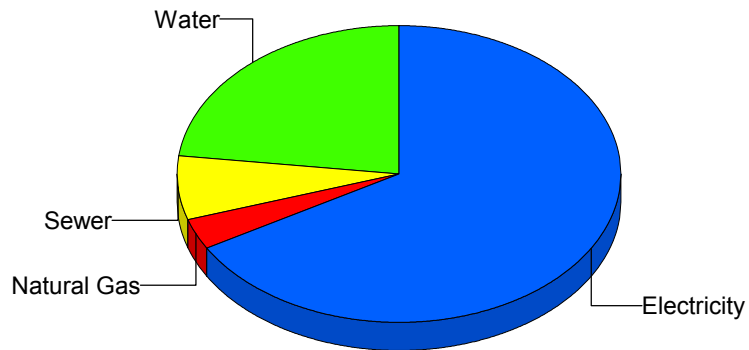
Cost Avoidance Program

Cost Summary Graph

Grouped by Energy Type

Energy Type	Use	Units	Meter Cost	Special Charges	Total Cost	Avg Unit Cost	% of Total Cost
Site: GREEN ELEMENTARY SCH - GREEN ELEMENTARY SCH							
Electricity	33,000	KWH	\$5,088.80	\$0.00	\$5,088.80	0.1542	66.71%
Natural Gas	82	CCF	\$259.01	\$0.00	\$259.01	3.1587	3.40%
Water	380	CCF	\$1,750.00	\$0.00	\$1,750.00	4.6053	22.94%
Sewer	106	CCF	\$530.41	\$0.00	\$530.41	5.0039	6.95%
Total Cost:			\$7,628.22	\$0.00	\$7,628.22		

For GREEN
ELEMENTARY
SCH



Electricity	66.7%
Natural Gas	3.4%
Sewer	7.0%
Water	22.9%
Total:	100.0%

Filters: Cost Center Name Not Equal To DoNotReport; Billing Period Equal To 201610All Meter CodesAll Group Names

elpaso

Energy CAP

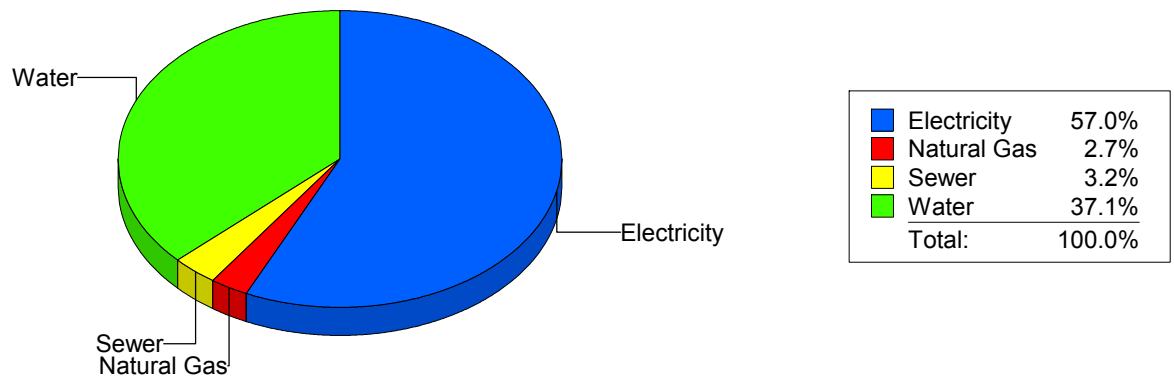
Cost Avoidance Program

Cost Summary Graph

Grouped by Energy Type

Energy Type	Use	Units	Meter Cost	Special Charges	Total Cost	Avg Unit Cost	% of Total Cost
Site: GUILLEN MIDDLE SCHOO - GUILLEN MIDDLE SCHOO							
Electricity	93,875	KWH	\$11,942.22	\$0.00	\$11,942.22	0.1272	57.01%
Natural Gas	655	CCF	\$563.99	\$0.00	\$563.99	0.8611	2.69%
Water	1,713	CCF	\$7,768.11	\$0.00	\$7,768.11	4.5348	37.08%
Sewer	252	CCF	\$674.93	\$0.00	\$674.93	2.6783	3.22%
Total Cost:			\$20,949.25	\$0.00	\$20,949.25		

For GUILLEN
MIDDLE
SCHOO



Filters: Cost Center Name Not Equal To DoNotReport; Billing Period Equal To 201610All Meter CodesAll Group Names

elpaso

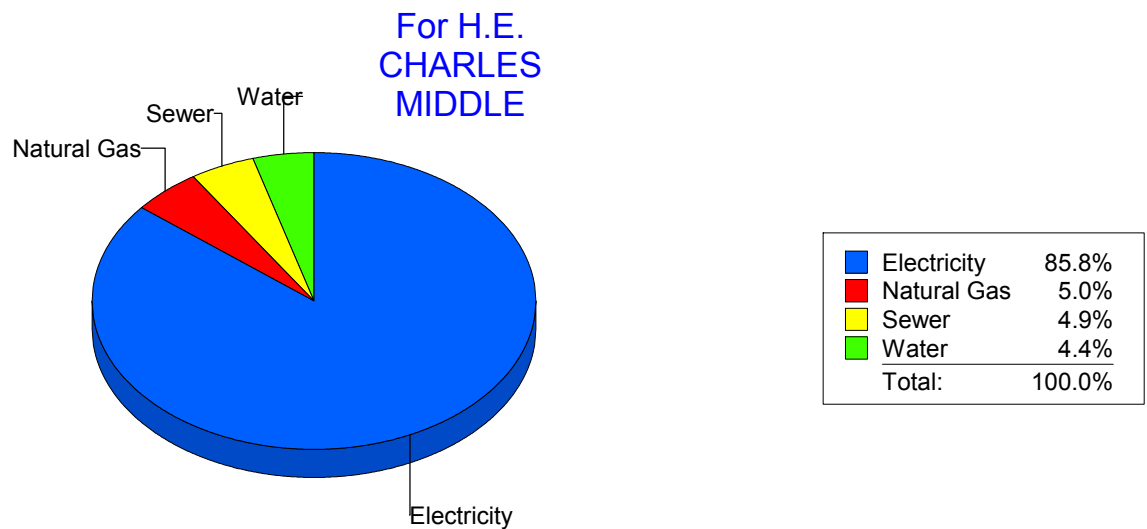
Energy CAP

Cost Avoidance Program

Cost Summary Graph

Grouped by Energy Type

Energy Type	Use	Units	Meter Cost	Special Charges	Total Cost	Avg Unit Cost	% of Total Cost
Site: H.E. CHARLES MIDDLE - H.E. CHARLES MIDDLE							
Electricity	82,135	KWH	\$11,892.08	\$0.00	\$11,892.08	0.1448	85.78%
Natural Gas	899	CCF	\$688.36	\$0.00	\$688.36	0.7657	4.97%
Water	178	CCF	\$610.22	\$0.00	\$610.22	3.4282	4.40%
Sewer	241	CCF	\$672.45	\$0.00	\$672.45	2.7902	4.85%
Total Cost:			\$13,863.11	\$0.00	\$13,863.11		



Filters: Cost Center Name Not Equal To DoNotReport; Billing Period Equal To 201610All Meter CodesAll Group Names

elpaso

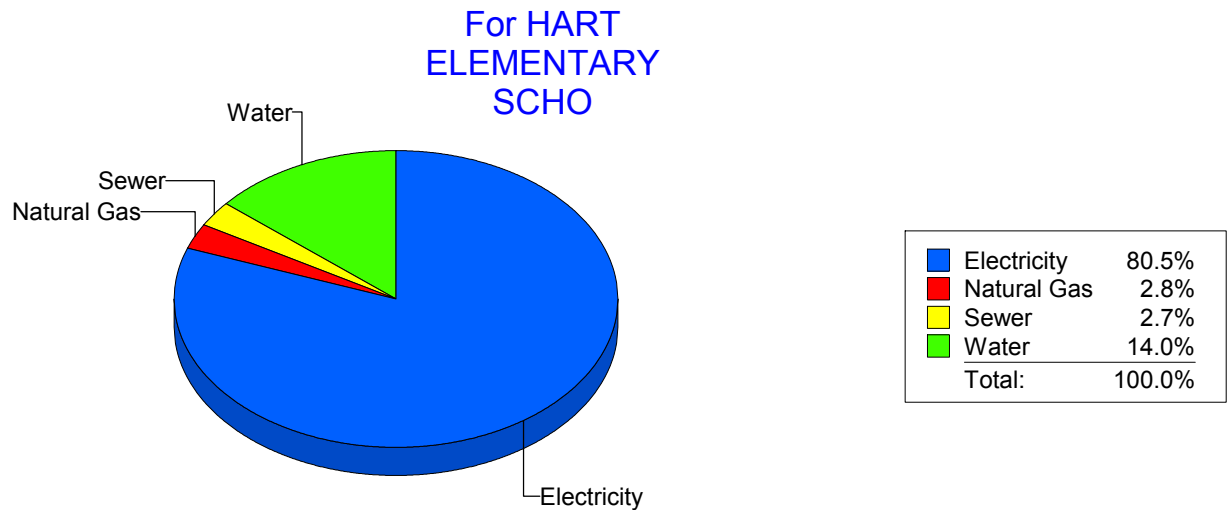
Energy CAP

Cost Avoidance Program

Cost Summary Graph

Grouped by Energy Type

Energy Type	Use	Units	Meter Cost	Special Charges	Total Cost	Avg Unit Cost	% of Total Cost
Site: HART ELEMENTARY SCHO - HART ELEMENTARY SCHO							
Electricity	57,840	KWH	\$8,355.87	\$0.00	\$8,355.87	0.1445	80.54%
Natural Gas	345	CCF	\$293.12	\$0.00	\$293.12	0.8496	2.83%
Water	320	CCF	\$1,448.13	\$0.00	\$1,448.13	4.5254	13.96%
Sewer	60	CCF	\$277.42	\$0.00	\$277.42	4.6237	2.67%
Total Cost:			\$10,374.54	\$0.00	\$10,374.54		



Filters: Cost Center Name Not Equal To DoNotReport; Billing Period Equal To 201610All Meter CodesAll Group Names

elpaso

Energy CAP

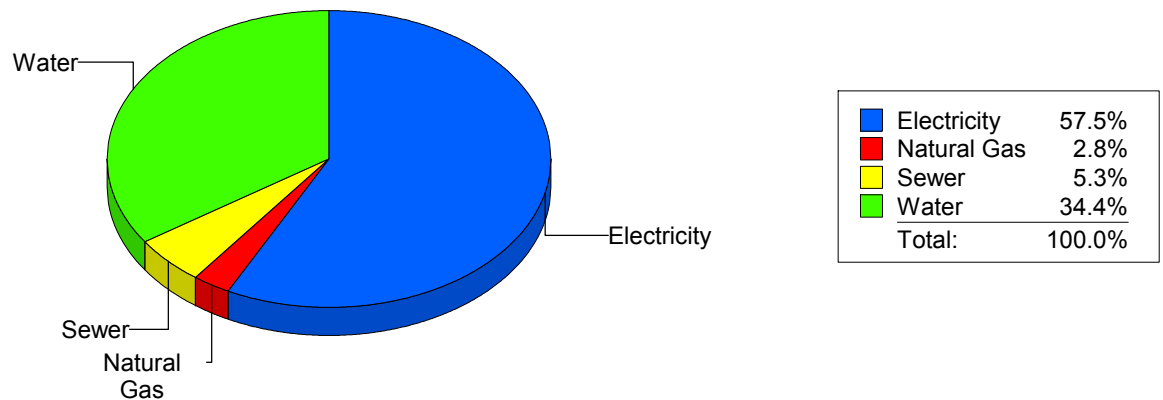
Cost Avoidance Program

Cost Summary Graph

Grouped by Energy Type

Energy Type	Use	Units	Meter Cost	Special Charges	Total Cost	Avg Unit Cost	% of Total Cost
Site: HAWKINS ELEMENTARY S - HAWKINS ELEMENTARY S							
Electricity	24,462	KWH	\$3,338.43	\$0.00	\$3,338.43	0.1365	57.49%
Natural Gas	100	CCF	\$161.31	\$0.00	\$161.31	1.6131	2.78%
Water	424	CCF	\$2,000.28	\$0.00	\$2,000.28	4.7176	34.45%
Sewer	88	CCF	\$306.62	\$0.00	\$306.62	3.4843	5.28%
Total Cost:			\$5,806.64	\$0.00	\$5,806.64		

For HAWKINS
ELEMENTARY
S



Filters: Cost Center Name Not Equal To DoNotReport; Billing Period Equal To 201610All Meter CodesAll Group Names

elpaso

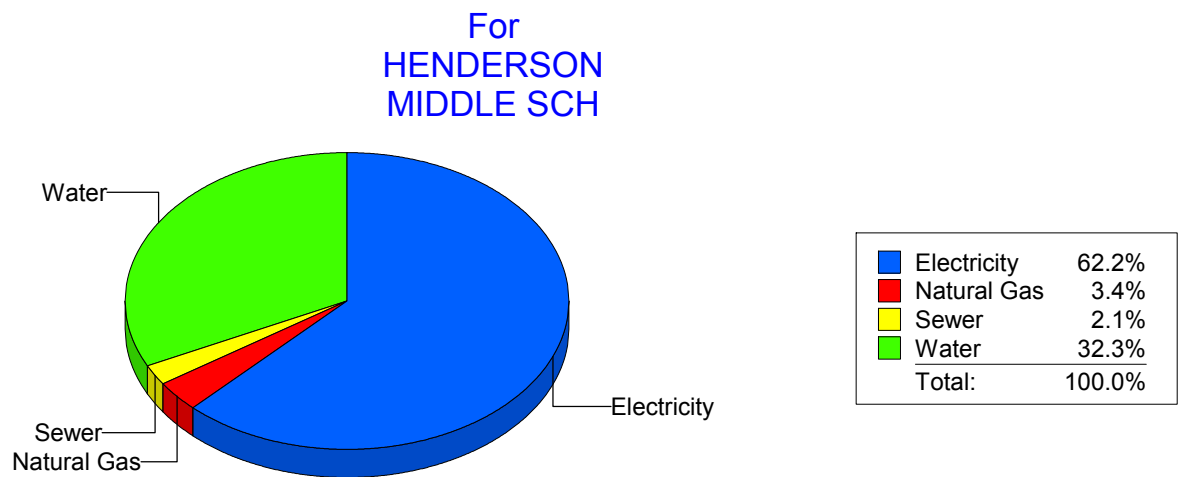
Energy CAP

Cost Avoidance Program

Cost Summary Graph

Grouped by Energy Type

Energy Type	Use	Units	Meter Cost	Special Charges	Total Cost	Avg Unit Cost	% of Total Cost
Site: HENDERSON MIDDLE SCH - HENDERSON MIDDLE SCH							
Electricity	55,792	KWH	\$8,334.39	\$0.00	\$8,334.39	0.1494	62.22%
Natural Gas	647	CCF	\$452.34	\$0.00	\$452.34	0.6991	3.38%
Water	1,021	CCF	\$4,330.60	\$0.00	\$4,330.60	4.2415	32.33%
Sewer	120	CCF	\$278.71	\$0.00	\$278.71	2.3226	2.08%
Total Cost:			\$13,396.04	\$0.00	\$13,396.04		



Filters: Cost Center Name Not Equal To DoNotReport; Billing Period Equal To 201610All Meter CodesAll Group Names

elpaso

Energy CAP

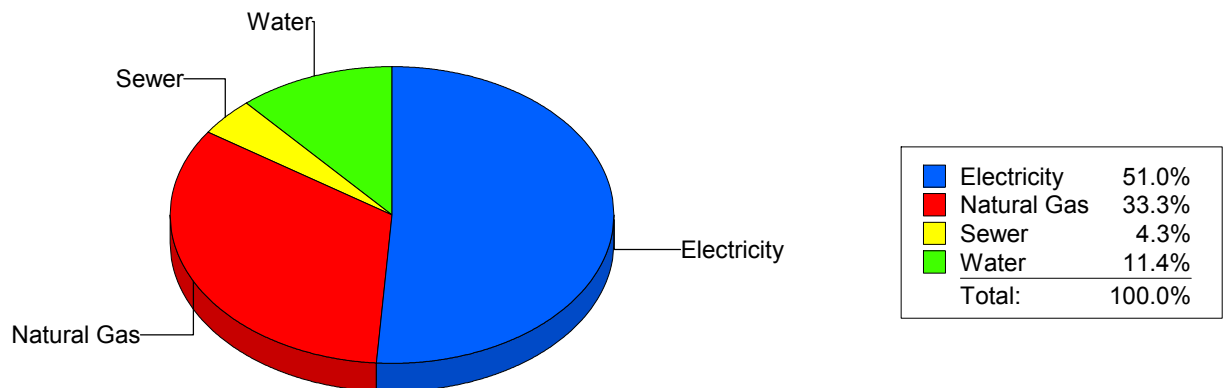
Cost Avoidance Program

Cost Summary Graph

Grouped by Energy Type

Energy Type	Use	Units	Meter Cost	Special Charges	Total Cost	Avg Unit Cost	% of Total Cost
Site: HERCULES COTTAGES - HERCULES COTTAGES							
Electricity	4,157	KWH	\$826.20	\$0.00	\$826.20	0.1987	50.99%
Natural Gas	5	CCF	\$540.32	\$0.00	\$540.32	108.0640	33.35%
Water	58	CCF	\$184.87	\$0.00	\$184.87	3.1874	11.41%
Sewer	18	CCF	\$69.00	\$0.00	\$69.00	3.8333	4.26%
Total Cost:			\$1,620.39	\$0.00	\$1,620.39		

For HERCULES COTTAGES



Filters: Cost Center Name Not Equal To DoNotReport; Billing Period Equal To 201610All Meter CodesAll Group Names

elpaso

Energy CAP

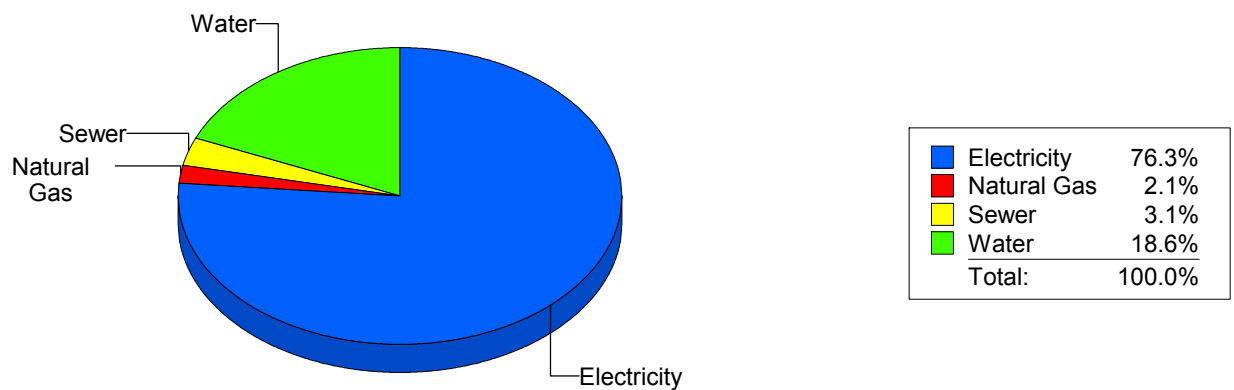
Cost Avoidance Program

Cost Summary Graph

Grouped by Energy Type

Energy Type	Use	Units	Meter Cost	Special Charges	Total Cost	Avg Unit Cost	% of Total Cost
Site: HERRERA - HERRERA ELEMENTARY							
Electricity	66,600	KWH	\$10,643.43	\$0.00	\$10,643.43	0.1598	76.31%
Natural Gas	334	CCF	\$287.15	\$0.00	\$287.15	0.8597	2.06%
Water	590	CCF	\$2,587.64	\$0.00	\$2,587.64	4.3858	18.55%
Sewer	94	CCF	\$429.90	\$0.00	\$429.90	4.5734	3.08%
Total Cost:			\$13,948.12	\$0.00	\$13,948.12		

For HERRERA
ELEMENTARY



Filters: Cost Center Name Not Equal To DoNotReport; Billing Period Equal To 201610All Meter CodesAll Group Names

elpaso

Energy CAP

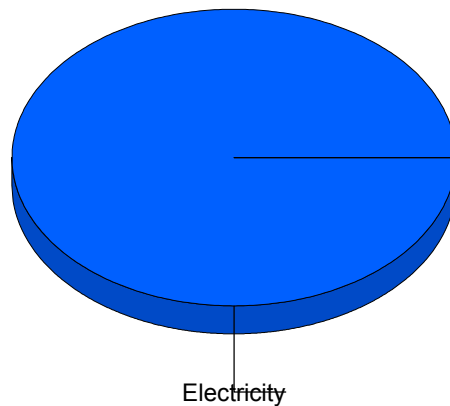
Cost Avoidance Program

Cost Summary Graph

Grouped by Energy Type

Energy Type	Use	Units	Meter Cost	Special Charges	Total Cost	Avg Unit Cost	% of Total Cost
Site: HIGHLAND/ANNEX - HIGHLAND/ANNEX							
Electricity	7,640	KWH	\$1,074.02	\$0.00	\$1,074.02	0.1406	100.00%
Total Cost:			\$1,074.02	\$0.00	\$1,074.02		

For
HIGHLAND/ANNEX



Filters: Cost Center Name Not Equal To DoNotReport; Billing Period Equal To 201610All Meter CodesAll Group Names

elpaso

Energy CAP

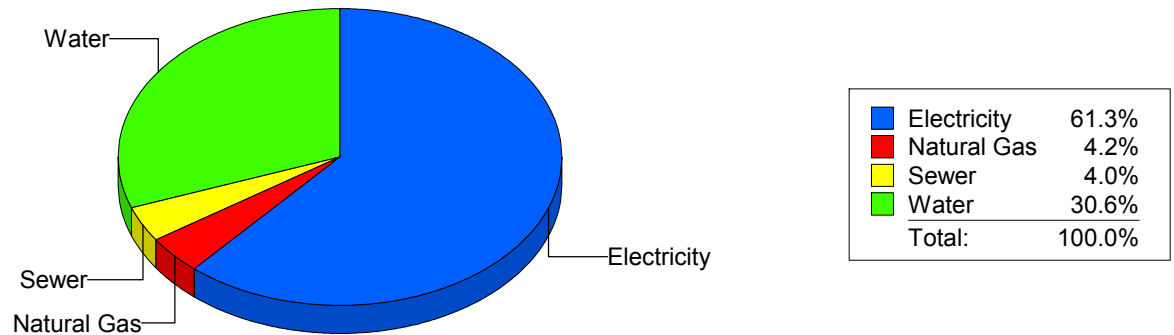
Cost Avoidance Program

Cost Summary Graph

Grouped by Energy Type

Energy Type	Use	Units	Meter Cost	Special Charges	Total Cost	Avg Unit Cost	% of Total Cost
Site: HILLSIDE ELEMENTARY - HILLSIDE ELEMENTARY							
Electricity	45,014	KWH	\$6,575.68	\$0.00	\$6,575.68	0.1461	61.29%
Natural Gas	231	CCF	\$446.56	\$0.00	\$446.56	1.9332	4.16%
Water	662	CCF	\$3,282.66	\$0.00	\$3,282.66	4.9587	30.60%
Sewer	100	CCF	\$424.13	\$0.00	\$424.13	4.2413	3.95%
Total Cost:			\$10,729.03	\$0.00	\$10,729.03		

For HILLSIDE
ELEMENTARY



Filters: Cost Center Name Not Equal To DoNotReport; Billing Period Equal To 201610All Meter CodesAll Group Names

elpaso

Energy CAP

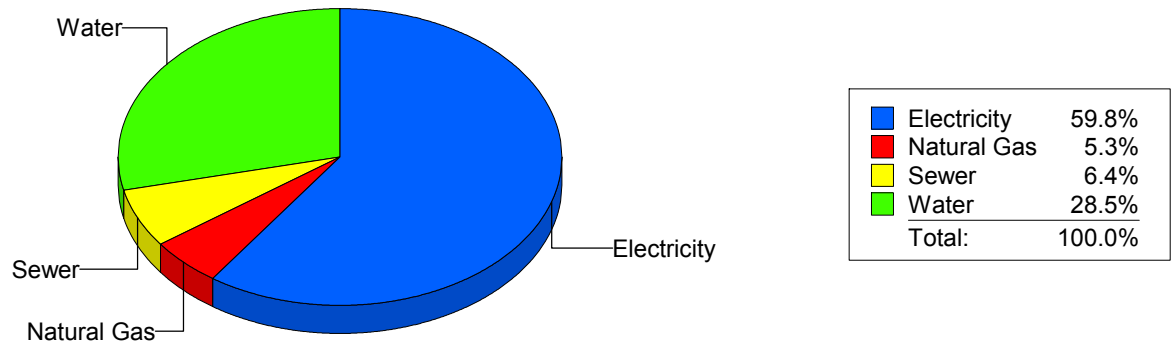
Cost Avoidance Program

Cost Summary Graph

Grouped by Energy Type

Energy Type	Use	Units	Meter Cost	Special Charges	Total Cost	Avg Unit Cost	% of Total Cost
Site: HOUSTON INTERMEDIATE - HOUSTON INTERMEDIATE							
Electricity	28,200	KWH	\$4,005.10	\$0.00	\$4,005.10	0.1420	59.84%
Natural Gas	57	CCF	\$353.14	\$0.00	\$353.14	6.1954	5.28%
Water	389	CCF	\$1,907.10	\$0.00	\$1,907.10	4.9026	28.50%
Sewer	94	CCF	\$427.33	\$0.00	\$427.33	4.5461	6.39%
Total Cost:			\$6,692.67	\$0.00	\$6,692.67		

For HOUSTON
INTERMEDIATE



Filters: Cost Center Name Not Equal To DoNotReport; Billing Period Equal To 201610All Meter CodesAll Group Names

elpaso

Energy CAP

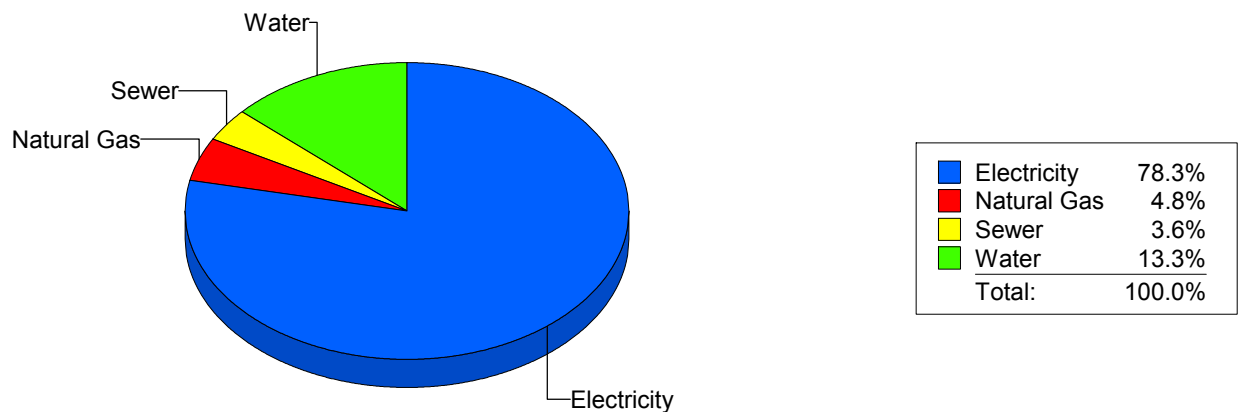
Cost Avoidance Program

Cost Summary Graph

Grouped by Energy Type

Energy Type	Use	Units	Meter Cost	Special Charges	Total Cost	Avg Unit Cost	% of Total Cost
Site: MOYE - HR MOYE							
Electricity	62,520	KWH	\$9,161.31	\$0.00	\$9,161.31	0.1465	78.26%
Natural Gas	863	CCF	\$562.51	\$0.00	\$562.51	0.6518	4.81%
Water	279	CCF	\$1,557.21	\$0.00	\$1,557.21	5.5814	13.30%
Sewer	91	CCF	\$424.95	\$0.00	\$424.95	4.6698	3.63%
Total Cost:			\$11,705.98	\$0.00	\$11,705.98		

For HR MOYE



Filters: Cost Center Name Not Equal To DoNotReport; Billing Period Equal To 201610All Meter CodesAll Group Names

el Paso

Energy CAP

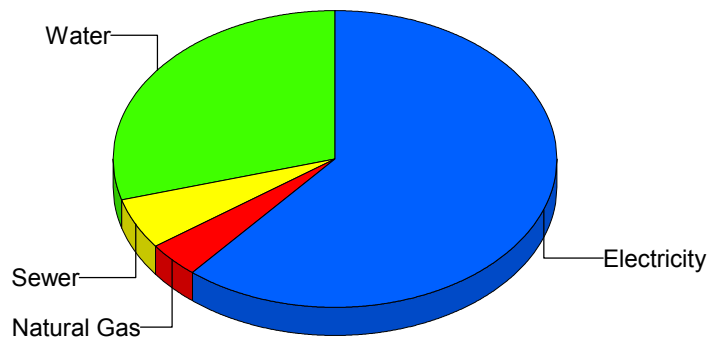
Cost Avoidance Program

Cost Summary Graph

Grouped by Energy Type

Energy Type	Use	Units	Meter Cost	Special Charges	Total Cost	Avg Unit Cost	% of Total Cost
Site: HUGHEY ELEMENTARY SC - HUGHEY ELEMENTARY SC							
Electricity	45,619	KWH	\$6,959.68	\$0.00	\$6,959.68	0.1526	61.15%
Natural Gas	237	CCF	\$449.95	\$0.00	\$449.95	1.8985	3.95%
Water	712	CCF	\$3,363.00	\$0.00	\$3,363.00	4.7233	29.55%
Sewer	163	CCF	\$608.79	\$0.00	\$608.79	3.7349	5.35%
Total Cost:			\$11,381.42	\$0.00	\$11,381.42		

For HUGHEY
ELEMENTARY
SC



Electricity	61.1%
Natural Gas	4.0%
Sewer	5.3%
Water	29.5%
Total:	100.0%

Filters: Cost Center Name Not Equal To DoNotReport; Billing Period Equal To 201610All Meter CodesAll Group Names

elpaso

Energy CAP

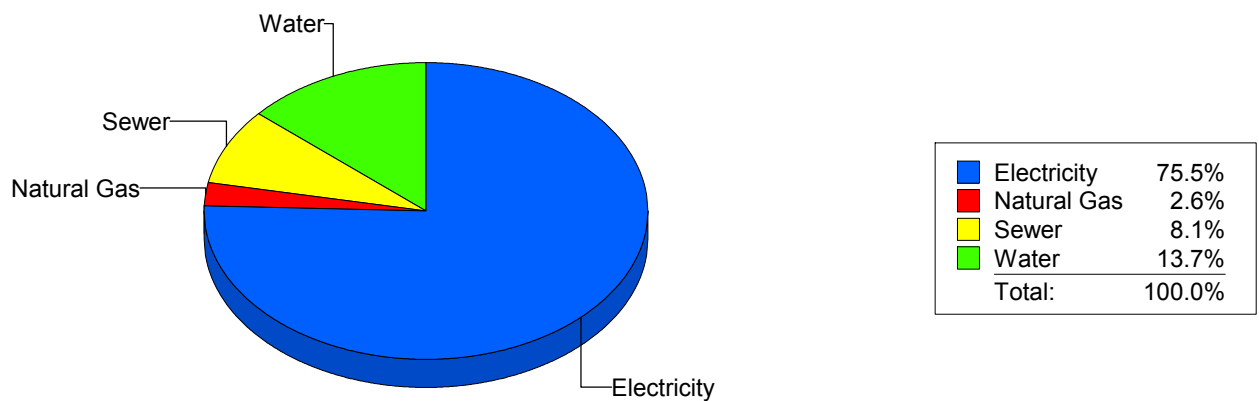
Cost Avoidance Program

Cost Summary Graph

Grouped by Energy Type

Energy Type	Use	Units	Meter Cost	Special Charges	Total Cost	Avg Unit Cost	% of Total Cost
Site: IRVIN HIGH SCHOOL - IRVIN HIGH SCHOOL							
Electricity	123,412	KWH	\$16,894.50	\$0.00	\$16,894.50	0.1369	75.47%
Natural Gas	708	CCF	\$590.09	\$0.00	\$590.09	0.8335	2.64%
Water	1,567	CCF	\$3,076.93	\$0.00	\$3,076.93	1.9636	13.75%
Sewer	997	CCF	\$1,823.47	\$0.00	\$1,823.47	1.8290	8.15%
Total Cost:			\$22,384.99	\$0.00	\$22,384.99		

For IRVIN HIGH SCHOOL



Filters: Cost Center Name Not Equal To DoNotReport; Billing Period Equal To 201610All Meter CodesAll Group Names

elpaso

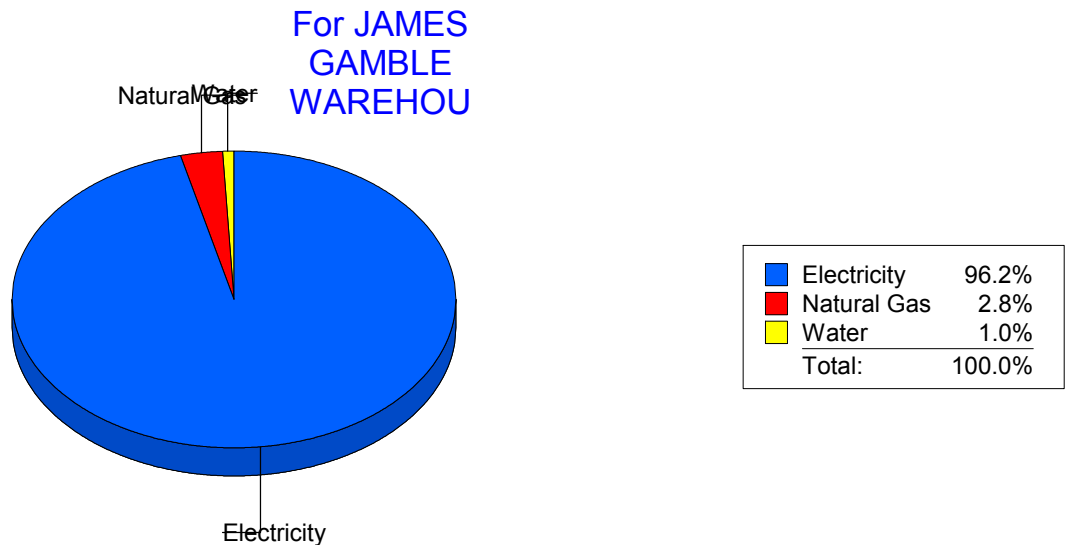
Energy CAP

Cost Avoidance Program

Cost Summary Graph

Grouped by Energy Type

Energy Type	Use	Units	Meter Cost	Special Charges	Total Cost	Avg Unit Cost	% of Total Cost
Site: JAMES GAMBLE WAREHOU - JAMES GAMBLE WAREHOU							
Electricity	32,400	KWH	\$4,720.43	\$0.00	\$4,720.43	0.1457	96.24%
Natural Gas	56	CCF	\$137.52	\$0.00	\$137.52	2.4557	2.80%
Water	0	CCF	\$47.14	\$0.00	\$47.14	0.0000	0.96%
Total Cost:			\$4,905.09	\$0.00	\$4,905.09		



Filters: Cost Center Name Not Equal To DoNotReport; Billing Period Equal To 201610All Meter CodesAll Group Names

elpaso

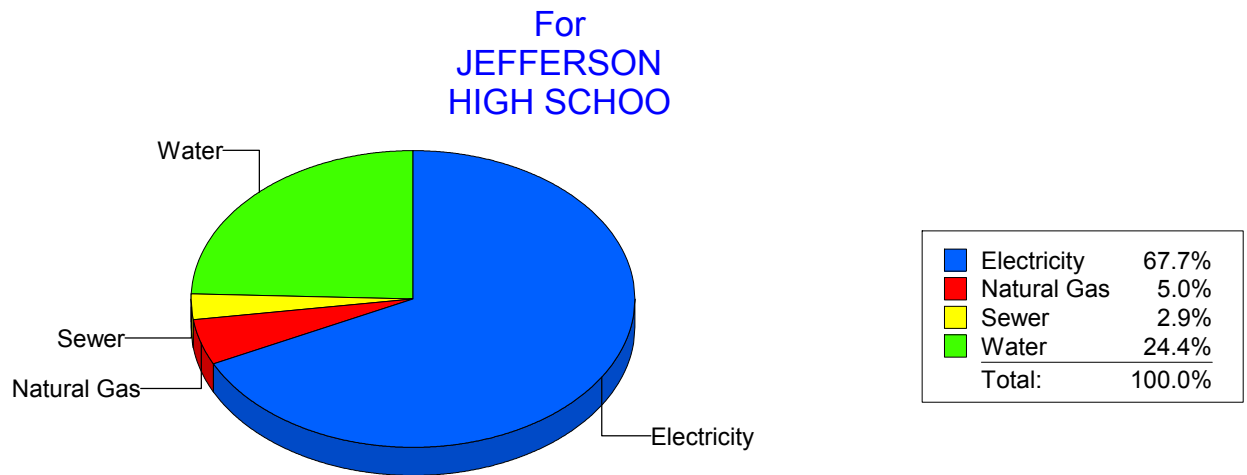
Energy CAP

Cost Avoidance Program

Cost Summary Graph

Grouped by Energy Type

Energy Type	Use	Units	Meter Cost	Special Charges	Total Cost	Avg Unit Cost	% of Total Cost
Site: JEFFERSON HIGH SCHOO - JEFFERSON HIGH SCHOO							
Electricity	133,182	KWH	\$16,975.59	\$0.00	\$16,975.59	0.1275	67.67%
Natural Gas	755	CCF	\$1,266.07	\$0.00	\$1,266.07	1.6769	5.05%
Water	1,226	CCF	\$6,122.75	\$0.00	\$6,122.75	4.9941	24.41%
Sewer	166	CCF	\$720.69	\$0.00	\$720.69	4.3415	2.87%
Total Cost:			\$25,085.10	\$0.00	\$25,085.10		



Filters: Cost Center Name Not Equal To DoNotReport; Billing Period Equal To 201610All Meter CodesAll Group Names

elpaso

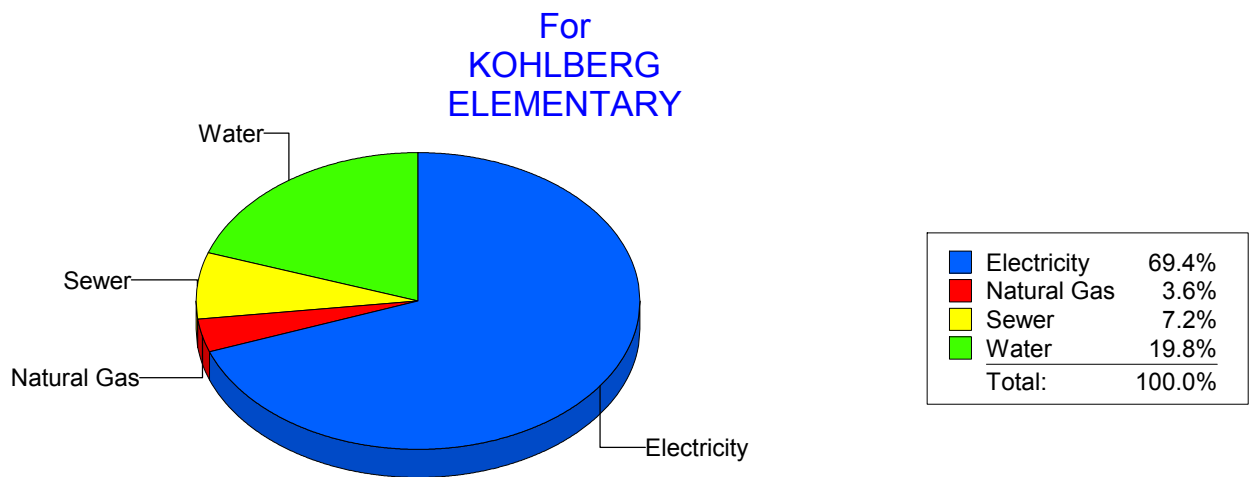
Energy CAP

Cost Avoidance Program

Cost Summary Graph

Grouped by Energy Type

Energy Type	Use	Units	Meter Cost	Special Charges	Total Cost	Avg Unit Cost	% of Total Cost
Site: KOHLBERG ELEMENTARY - KOHLBERG ELEMENTARY							
Electricity	49,580	KWH	\$7,421.41	\$0.00	\$7,421.41	0.1497	69.42%
Natural Gas	316	CCF	\$384.43	\$0.00	\$384.43	1.2166	3.60%
Water	712	CCF	\$2,113.53	\$0.00	\$2,113.53	2.9684	19.77%
Sewer	320	CCF	\$770.57	\$0.00	\$770.57	2.4080	7.21%
Total Cost:			\$10,689.94	\$0.00	\$10,689.94		



Filters: Cost Center Name Not Equal To DoNotReport; Billing Period Equal To 201610All Meter CodesAll Group Names

el Paso

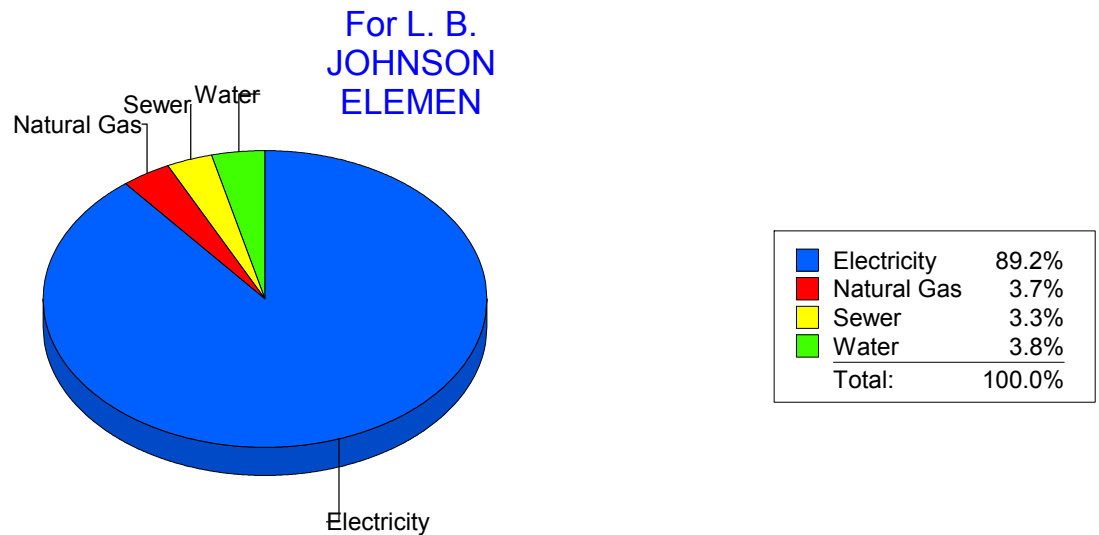
Energy CAP

Cost Avoidance Program

Cost Summary Graph

Grouped by Energy Type

Energy Type	Use	Units	Meter Cost	Special Charges	Total Cost	Avg Unit Cost	% of Total Cost
Site: L. B. JOHNSON ELEMEN - L. B. JOHNSON ELEMEN							
Electricity	75,050	KWH	\$9,420.12	\$0.00	\$9,420.12	0.1255	89.24%
Natural Gas	322	CCF	\$387.64	\$0.00	\$387.64	1.2039	3.67%
Water	128	CCF	\$400.39	\$0.00	\$400.39	3.1280	3.79%
Sewer	103	CCF	\$348.37	\$0.00	\$348.37	3.3822	3.30%
Total Cost:			\$10,556.52	\$0.00	\$10,556.52		



Filters: Cost Center Name Not Equal To DoNotReport; Billing Period Equal To 201610All Meter CodesAll Group Names

elpaso

Energy CAP

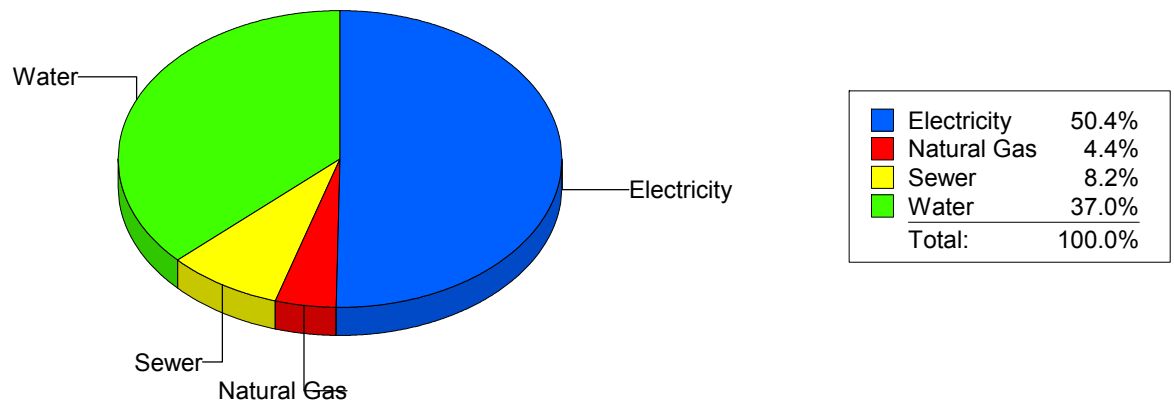
Cost Avoidance Program

Cost Summary Graph

Grouped by Energy Type

Energy Type	Use	Units	Meter Cost	Special Charges	Total Cost	Avg Unit Cost	% of Total Cost
Site: LAMAR ELEMENTARY SCH - LAMAR ELEMENTARY SCH							
Electricity	33,000	KWH	\$4,926.86	\$0.00	\$4,926.86	0.1493	50.40%
Natural Gas	206	CCF	\$432.99	\$0.00	\$432.99	2.1019	4.43%
Water	868	CCF	\$3,615.33	\$0.00	\$3,615.33	4.1651	36.98%
Sewer	220	CCF	\$800.55	\$0.00	\$800.55	3.6389	8.19%
Total Cost:			\$9,775.73	\$0.00	\$9,775.73		

For LAMAR
ELEMENTARY
SCH



Filters: Cost Center Name Not Equal To DoNotReport; Billing Period Equal To 201610All Meter CodesAll Group Names

elpaso

Energy CAP

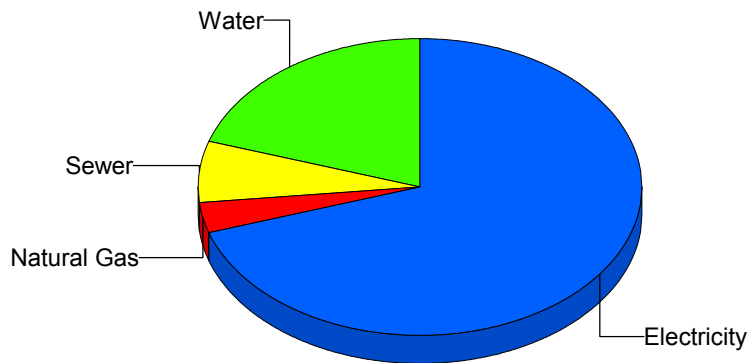
Cost Avoidance Program

Cost Summary Graph

Grouped by Energy Type

Energy Type	Use	Units	Meter Cost	Special Charges	Total Cost	Avg Unit Cost	% of Total Cost
Site: LEE ELEMENTARY - LEE ELEMENTARY							
Electricity	31,420	KWH	\$4,803.67	\$0.00	\$4,803.67	0.1529	70.02%
Natural Gas	229	CCF	\$230.27	\$0.00	\$230.27	1.0055	3.36%
Water	333	CCF	\$1,375.07	\$0.00	\$1,375.07	4.1293	20.04%
Sewer	68	CCF	\$451.15	\$0.00	\$451.15	6.6346	6.58%
Total Cost:			\$6,860.16	\$0.00	\$6,860.16		

For LEE
ELEMENTARY



Electricity	70.0%
Natural Gas	3.4%
Sewer	6.6%
Water	20.0%
Total:	100.0%

Filters: Cost Center Name Not Equal To DoNotReport; Billing Period Equal To 201610All Meter CodesAll Group Names

elpaso

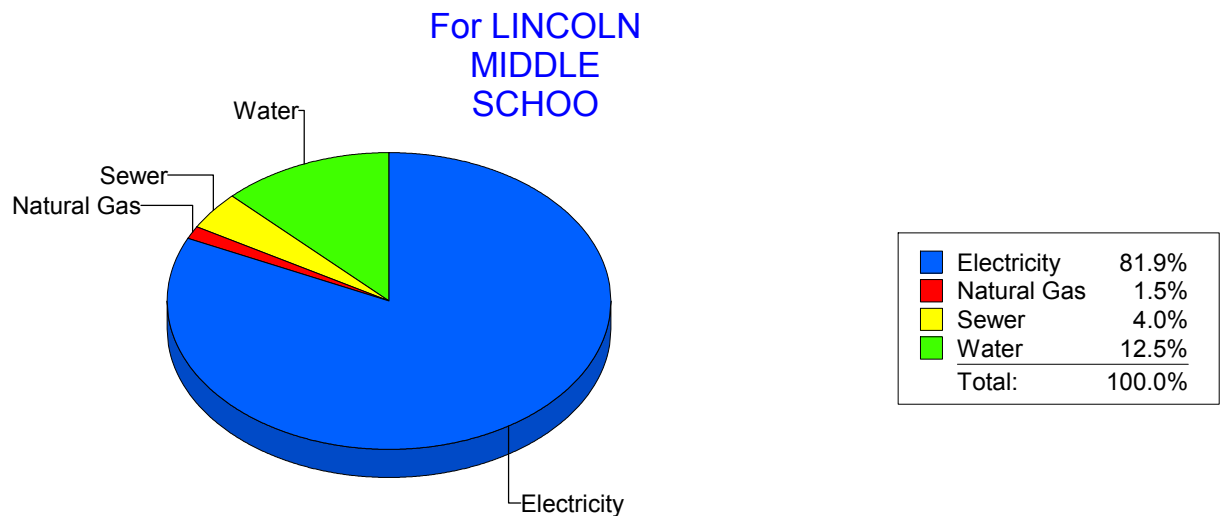
Energy CAP

Cost Avoidance Program

Cost Summary Graph

Grouped by Energy Type

Energy Type	Use	Units	Meter Cost	Special Charges	Total Cost	Avg Unit Cost	% of Total Cost
Site: LINCOLN MIDDLE SCHOO - LINCOLN MIDDLE SCHOO							
Electricity	131,500	KWH	\$17,236.80	\$0.00	\$17,236.80	0.1311	81.91%
Natural Gas	398	CCF	\$321.58	\$0.00	\$321.58	0.8080	1.53%
Water	952	CCF	\$2,634.47	\$0.00	\$2,634.47	2.7673	12.52%
Sewer	407	CCF	\$849.97	\$0.00	\$849.97	2.0884	4.04%
Total Cost:			\$21,042.82	\$0.00	\$21,042.82		



Filters: Cost Center Name Not Equal To DoNotReport; Billing Period Equal To 201610All Meter CodesAll Group Names

elpaso

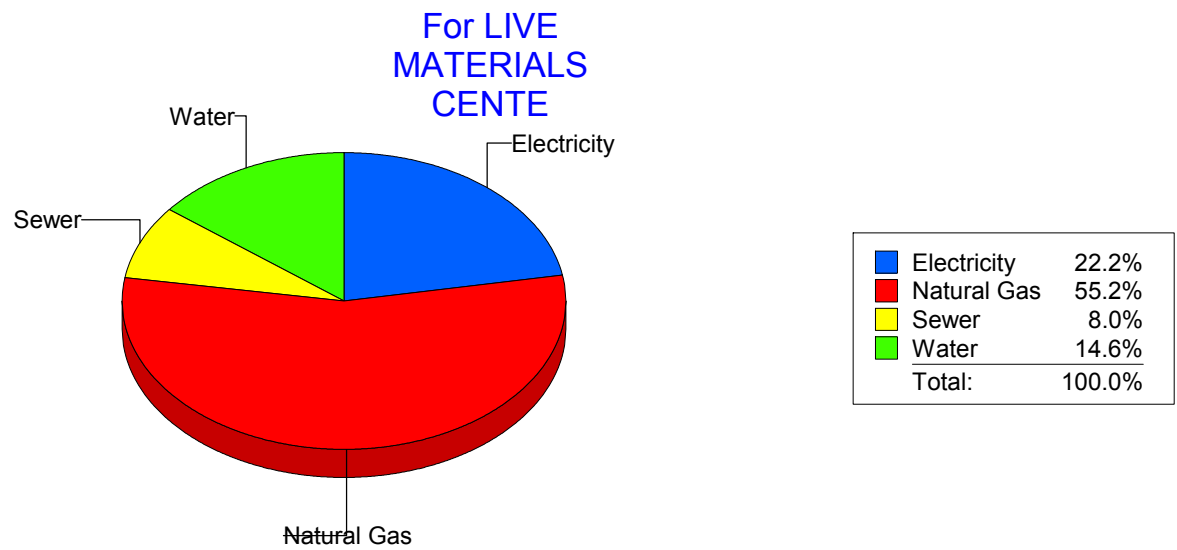
Energy CAP

Cost Avoidance Program

Cost Summary Graph

Grouped by Energy Type

Energy Type	Use	Units	Meter Cost	Special Charges	Total Cost	Avg Unit Cost	% of Total Cost
Site: LIVE MATERIALS CENTE - LIVE MATERIALS CENTE							
Electricity		363 KWH	\$86.68	\$0.00	\$86.68	0.2388	22.24%
Natural Gas		0 CCF	\$215.06	\$0.00	\$215.06	0.0000	55.19%
Water		15 CCF	\$56.79	\$0.00	\$56.79	3.7860	14.57%
Sewer		3 CCF	\$31.15	\$0.00	\$31.15	10.3833	7.99%
Total Cost:			\$389.68	\$0.00	\$389.68		



Filters: Cost Center Name Not Equal To DoNotReport; Billing Period Equal To 201610All Meter CodesAll Group Names

elpaso

Energy CAP

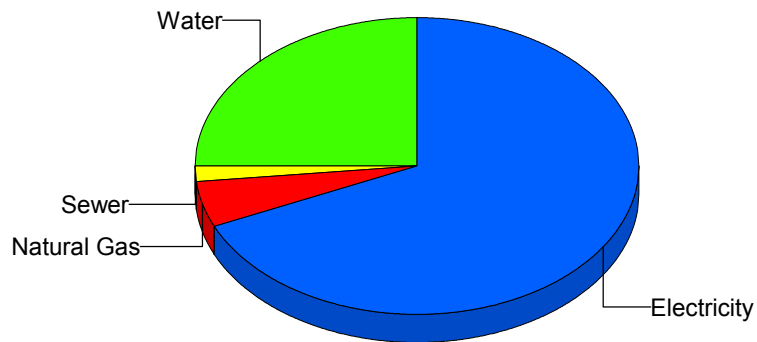
Cost Avoidance Program

Cost Summary Graph

Grouped by Energy Type

Energy Type	Use	Units	Meter Cost	Special Charges	Total Cost	Avg Unit Cost	% of Total Cost
Site: LOGAN ELEMENTARY - LOGAN ELEMENTARY							
Electricity	311	KWH	\$3,842.21	\$0.00	\$3,842.21	12.3544	68.39%
Natural Gas	331	CCF	\$284.94	\$0.00	\$284.94	0.8608	5.07%
Water	215	CCF	\$1,405.65	\$0.00	\$1,405.65	6.5379	25.02%
Sewer	3	CCF	\$85.66	\$0.00	\$85.66	28.5533	1.52%
Total Cost:			\$5,618.46	\$0.00	\$5,618.46		

For LOGAN
ELEMENTARY



Electricity	68.4%
Natural Gas	5.1%
Sewer	1.5%
Water	25.0%
Total:	100.0%

Filters: Cost Center Name Not Equal To DoNotReport; Billing Period Equal To 201610All Meter CodesAll Group Names

elpaso

Energy CAP

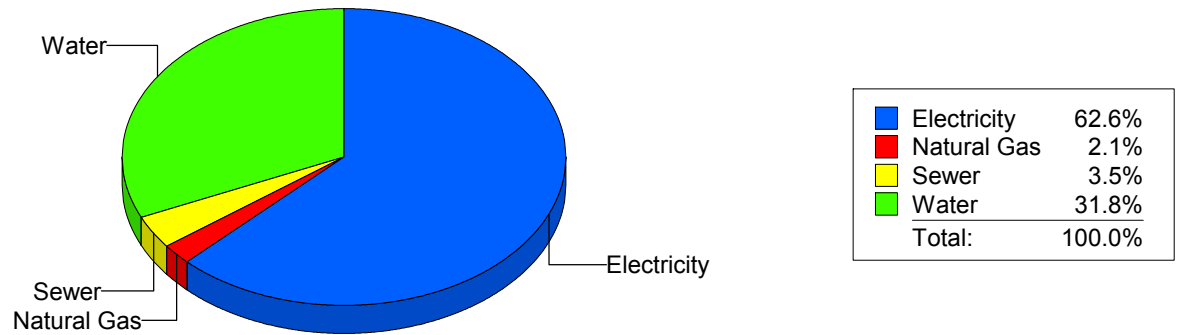
Cost Avoidance Program

Cost Summary Graph

Grouped by Energy Type

Energy Type	Use	Units	Meter Cost	Special Charges	Total Cost	Avg Unit Cost	% of Total Cost
Site: LUNDY - LUNDY							
Electricity	79,000	KWH	\$12,062.50	\$0.00	\$12,062.50	0.1527	62.60%
Natural Gas	345	CCF	\$399.98	\$0.00	\$399.98	1.1594	2.08%
Water	1,496	CCF	\$6,128.80	\$0.00	\$6,128.80	4.0968	31.80%
Sewer	245	CCF	\$679.05	\$0.00	\$679.05	2.7716	3.52%
Total Cost:			\$19,270.33	\$0.00	\$19,270.33		

For LUNDY



Filters: Cost Center Name Not Equal To DoNotReport; Billing Period Equal To 201610All Meter CodesAll Group Names

elpaso

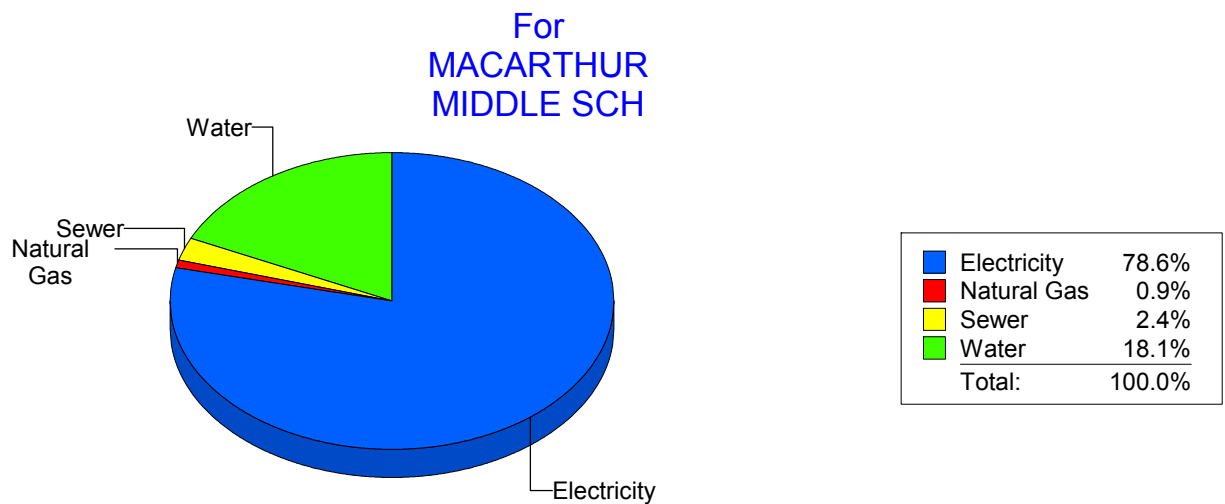
Energy CAP

Cost Avoidance Program

Cost Summary Graph

Grouped by Energy Type

Energy Type	Use	Units	Meter Cost	Special Charges	Total Cost	Avg Unit Cost	% of Total Cost
Site: MACARTHUR MIDDLE SCH - MACARTHUR MIDDLE SCH							
Electricity	95,760	KWH	\$14,412.91	\$0.00	\$14,412.91	0.1505	78.60%
Natural Gas	119	CCF	\$171.53	\$0.00	\$171.53	1.4414	0.94%
Water	809	CCF	\$3,317.54	\$0.00	\$3,317.54	4.1008	18.09%
Sewer	156	CCF	\$435.82	\$0.00	\$435.82	2.7937	2.38%
Total Cost:			\$18,337.80	\$0.00	\$18,337.80		



Filters: Cost Center Name Not Equal To DoNotReport; Billing Period Equal To 201610All Meter CodesAll Group Names

elpaso

Energy CAP

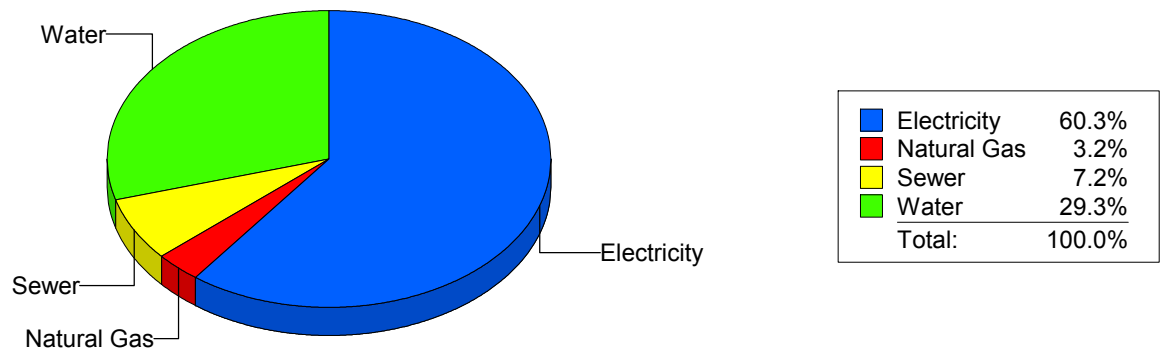
Cost Avoidance Program

Cost Summary Graph

Grouped by Energy Type

Energy Type	Use	Units	Meter Cost	Special Charges	Total Cost	Avg Unit Cost	% of Total Cost
Site: MAGOFFIN MIDDLE SCHO - MAGOFFIN MIDDLE SCHO							
Electricity	19,225	KWH	\$2,828.14	\$0.00	\$2,828.14	0.1471	60.27%
Natural Gas	82	CCF	\$151.38	\$0.00	\$151.38	1.8461	3.23%
Water	302	CCF	\$1,375.25	\$0.00	\$1,375.25	4.5538	29.31%
Sewer	38	CCF	\$337.50	\$0.00	\$337.50	8.8816	7.19%
Total Cost:			\$4,692.27	\$0.00	\$4,692.27		

For MAGOFFIN
MIDDLE SCHO



Filters: Cost Center Name Not Equal To DoNotReport; Billing Period Equal To 201610All Meter CodesAll Group Names

el Paso

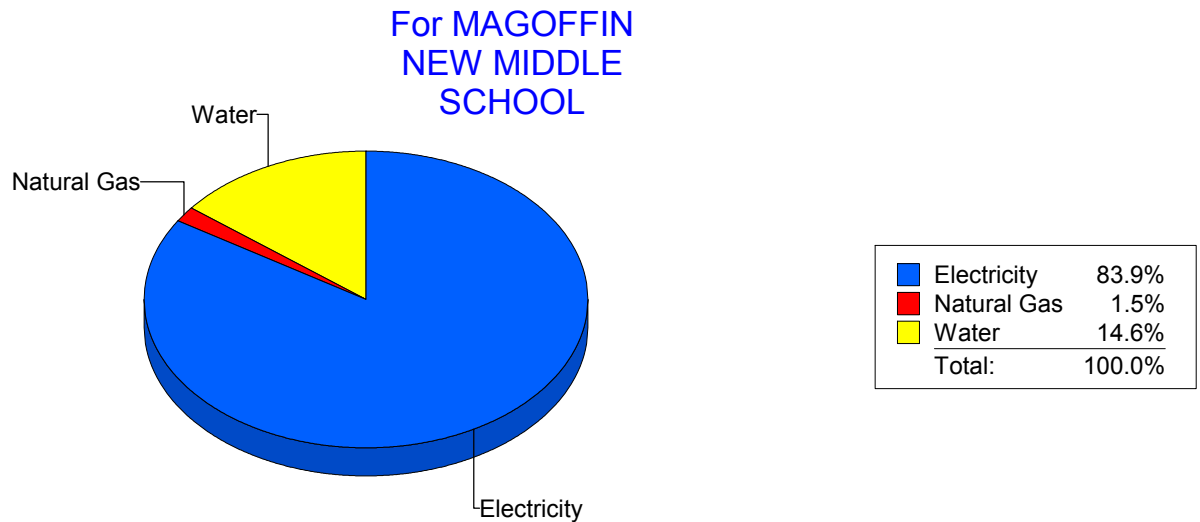
Energy CAP

Cost Avoidance Program

Cost Summary Graph

Grouped by Energy Type

Energy Type	Use	Units	Meter Cost	Special Charges	Total Cost	Avg Unit Cost	% of Total Cost
Site: MAGOFFINMIDDLESCHOOLN047 - MAGOFFIN NEW MIDDLE SCHOOL							
Electricity	116,400	KWH	\$16,209.36	\$0.00	\$16,209.36	0.1393	83.89%
Natural Gas	354	CCF	\$297.28	\$0.00	\$297.28	0.8398	1.54%
Water	574	CCF	\$2,816.22	\$0.00	\$2,816.22	4.9063	14.57%
Total Cost:			\$19,322.86	\$0.00	\$19,322.86		



Filters: Cost Center Name Not Equal To DoNotReport; Billing Period Equal To 201610All Meter CodesAll Group Names

elpaso

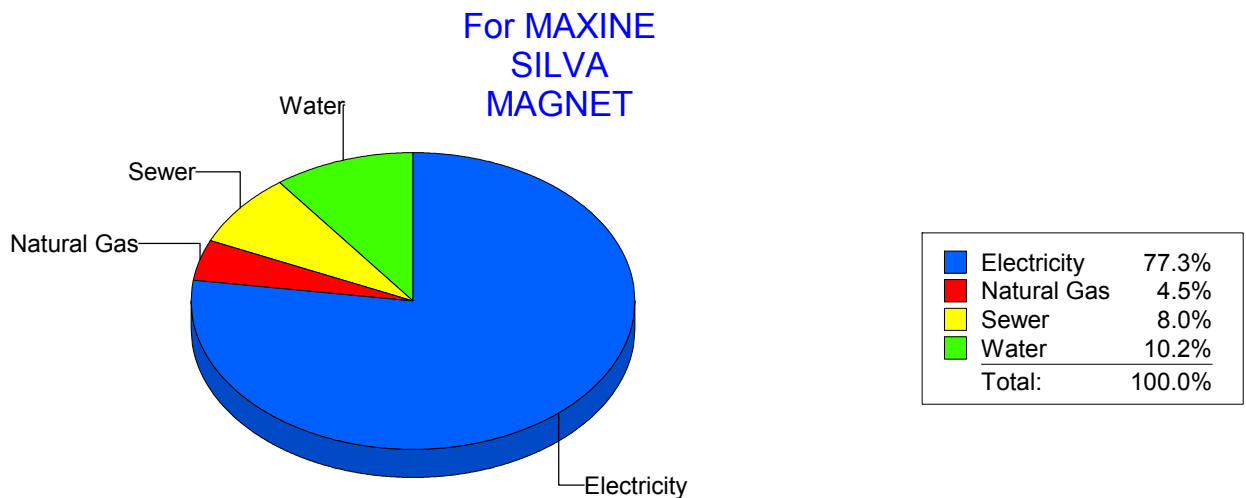
Energy CAP

Cost Avoidance Program

Cost Summary Graph

Grouped by Energy Type

Energy Type	Use	Units	Meter Cost	Special Charges	Total Cost	Avg Unit Cost	% of Total Cost
Site: MAXINE SILVA MAGNET - MAXINE SILVA MAGNET							
Electricity	71,700	KWH	\$4,247.62	\$0.00	\$4,247.62	0.0592	77.27%
Natural Gas	258	CCF	\$246.28	\$0.00	\$246.28	0.9546	4.48%
Water	199	CCF	\$560.74	\$0.00	\$560.74	2.8178	10.20%
Sewer	160	CCF	\$442.42	\$0.00	\$442.42	2.7651	8.05%
Total Cost:			\$5,497.06	\$0.00	\$5,497.06		



Filters: Cost Center Name Not Equal To DoNotReport; Billing Period Equal To 201610All Meter CodesAll Group Names

elpaso

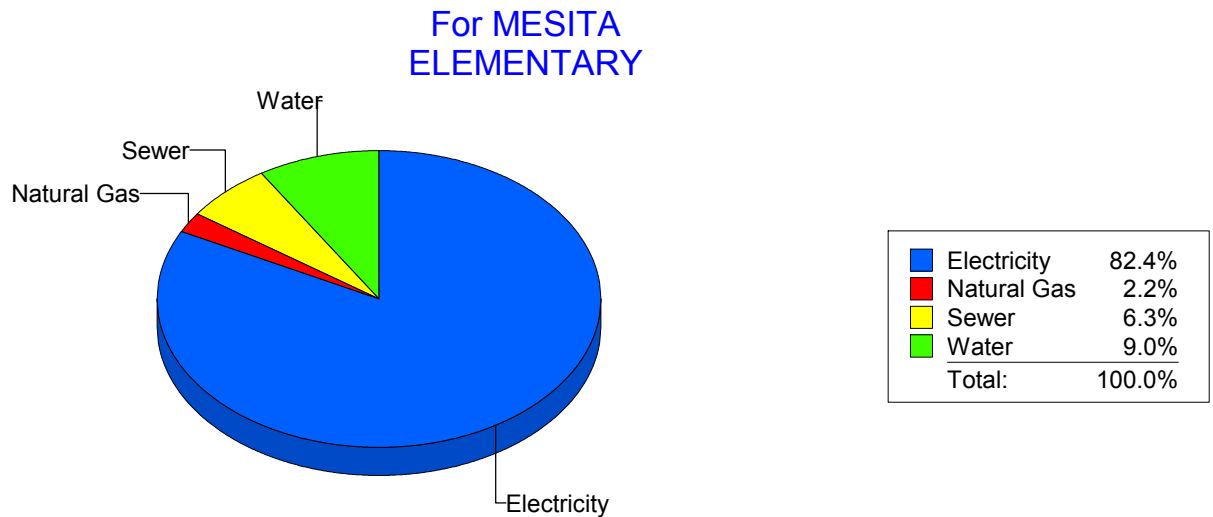
Energy CAP

Cost Avoidance Program

Cost Summary Graph

Grouped by Energy Type

Energy Type	Use	Units	Meter Cost	Special Charges	Total Cost	Avg Unit Cost	% of Total Cost
Site: MESITA ELEMENTARY - MESITA ELEMENTARY							
Electricity	99,960	KWH	\$14,160.55	\$0.00	\$14,160.55	0.1417	82.42%
Natural Gas	313	CCF	\$382.83	\$0.00	\$382.83	1.2231	2.23%
Water	360	CCF	\$1,547.18	\$0.00	\$1,547.18	4.2977	9.01%
Sewer	494	CCF	\$1,089.90	\$0.00	\$1,089.90	2.2063	6.34%
Total Cost:			\$17,180.46	\$0.00	\$17,180.46		



Filters: Cost Center Name Not Equal To DoNotReport; Billing Period Equal To 201610All Meter CodesAll Group Names

elpaso

Energy CAP

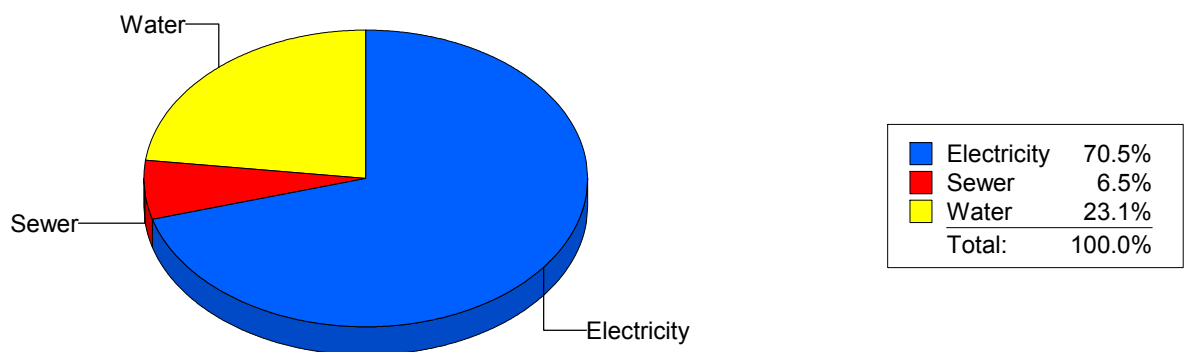
Cost Avoidance Program

Cost Summary Graph

Grouped by Energy Type

Energy Type	Use	Units	Meter Cost	Special Charges	Total Cost	Avg Unit Cost	% of Total Cost
Site: MILAM ELEMENTARY - MILAM ELEMENTARY							
Electricity	17,880	KWH	\$3,174.19	\$0.00	\$3,174.19	0.1775	70.48%
Water	242	CCF	\$1,038.91	\$0.00	\$1,038.91	4.2930	23.07%
Sewer	68	CCF	\$290.62	\$0.00	\$290.62	4.2738	6.45%
Total Cost:			\$4,503.72	\$0.00	\$4,503.72		

For MILAM
ELEMENTARY



Filters: Cost Center Name Not Equal To DoNotReport; Billing Period Equal To 201610All Meter CodesAll Group Names

elpaso

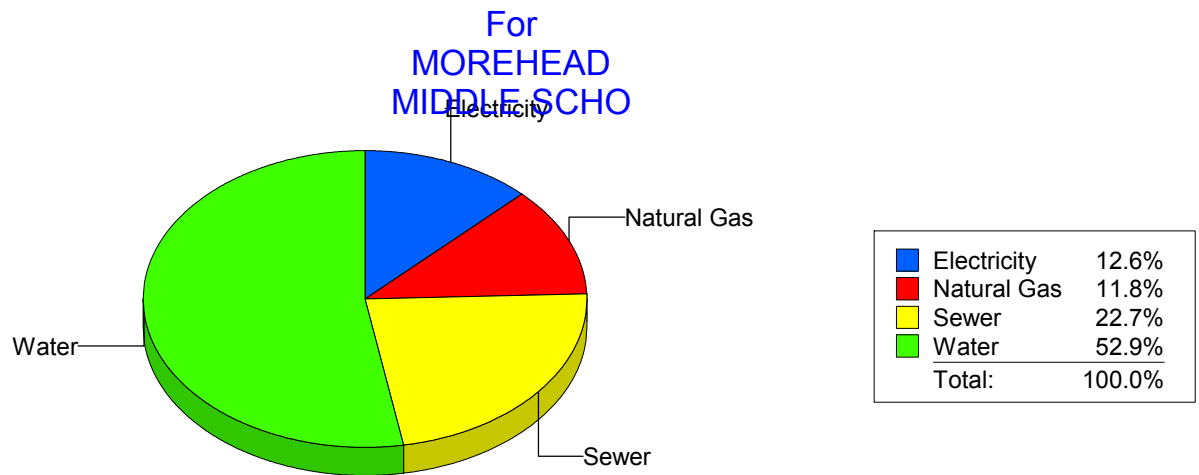
Energy CAP

Cost Avoidance Program

Cost Summary Graph

Grouped by Energy Type

Energy Type	Use	Units	Meter Cost	Special Charges	Total Cost	Avg Unit Cost	% of Total Cost
Site: MOREHEAD MIDDLE SCHO - MOREHEAD MIDDLE SCHO							
Electricity	3,884	KWH	\$693.93	\$0.00	\$693.93	0.1787	12.62%
Natural Gas	1,030	CCF	\$648.22	\$0.00	\$648.22	0.6293	11.78%
Water	1,583	CCF	\$2,910.02	\$0.00	\$2,910.02	1.8383	52.90%
Sewer	590	CCF	\$1,248.30	\$0.00	\$1,248.30	2.1158	22.69%
Total Cost:			\$5,500.47	\$0.00	\$5,500.47		



Filters: Cost Center Name Not Equal To DoNotReport; Billing Period Equal To 201610All Meter CodesAll Group Names

elpaso

Energy CAP

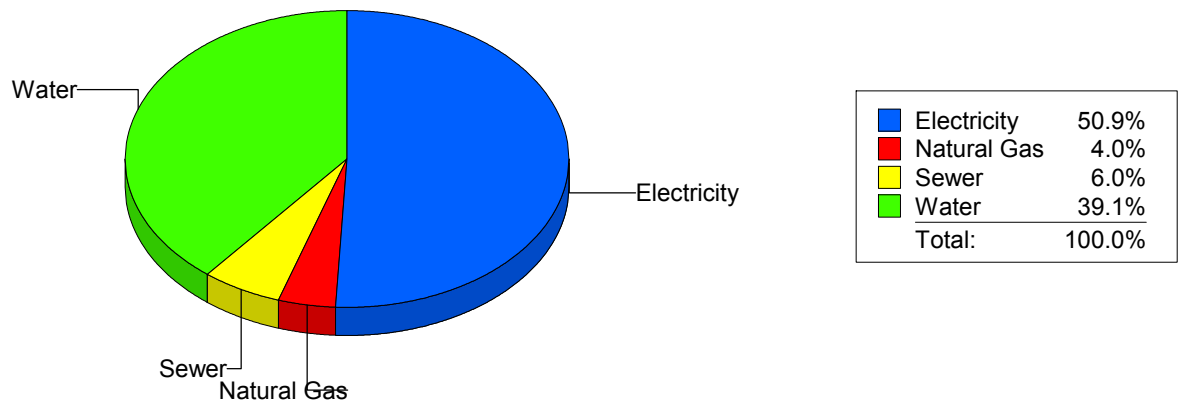
Cost Avoidance Program

Cost Summary Graph

Grouped by Energy Type

Energy Type	Use	Units	Meter Cost	Special Charges	Total Cost	Avg Unit Cost	% of Total Cost
Site: NEWMAN ELEMENTARY - NEWMAN ELEMENTARY							
Electricity	31,992	KWH	\$5,363.34	\$0.00	\$5,363.34	0.1676	50.90%
Natural Gas	184	CCF	\$421.23	\$0.00	\$421.23	2.2893	4.00%
Water	1,072	CCF	\$4,115.82	\$0.00	\$4,115.82	3.8394	39.06%
Sewer	298	CCF	\$636.56	\$0.00	\$636.56	2.1361	6.04%
Total Cost:			\$10,536.95	\$0.00	\$10,536.95		

For NEWMAN
ELEMENTARY



Filters: Cost Center Name Not Equal To DoNotReport; Billing Period Equal To 201610All Meter CodesAll Group Names

elpaso

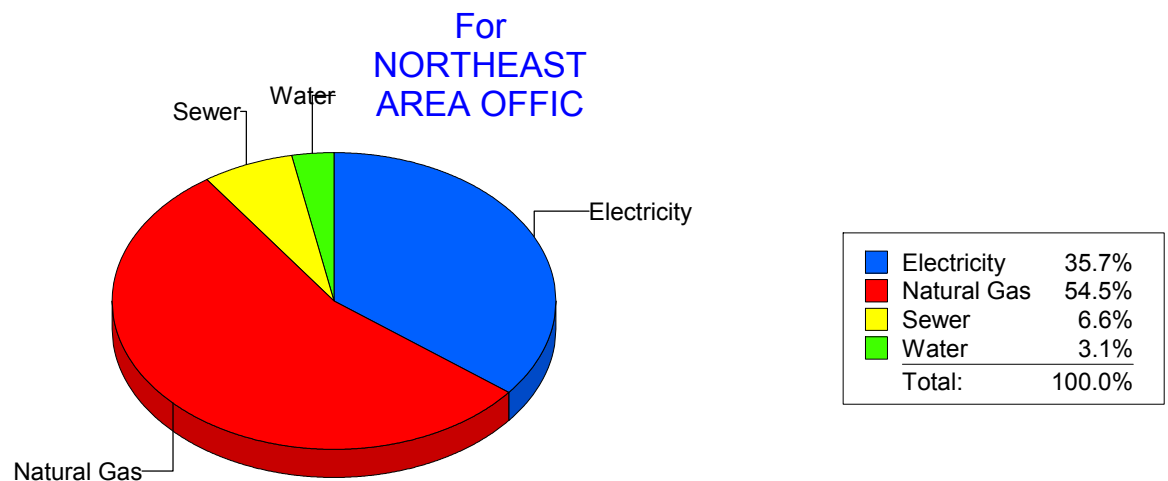
Energy CAP

Cost Avoidance Program

Cost Summary Graph

Grouped by Energy Type

Energy Type	Use	Units	Meter Cost	Special Charges	Total Cost	Avg Unit Cost	% of Total Cost
Site: NORTHEAST AREA OFFIC - NORTHEAST AREA OFFIC							
Electricity	1,800	KWH	\$281.49	\$0.00	\$281.49	0.1564	35.69%
Natural Gas	0	CCF	\$430.12	\$0.00	\$430.12	0.0000	54.53%
Water	0	CCF	\$24.80	\$0.00	\$24.80	0.0000	3.14%
Sewer	1	CCF	\$52.40	\$0.00	\$52.40	52.4000	6.64%
Total Cost:			\$788.81	\$0.00	\$788.81		



Filters: Cost Center Name Not Equal To DoNotReport; Billing Period Equal To 201610All Meter CodesAll Group Names

elpaso

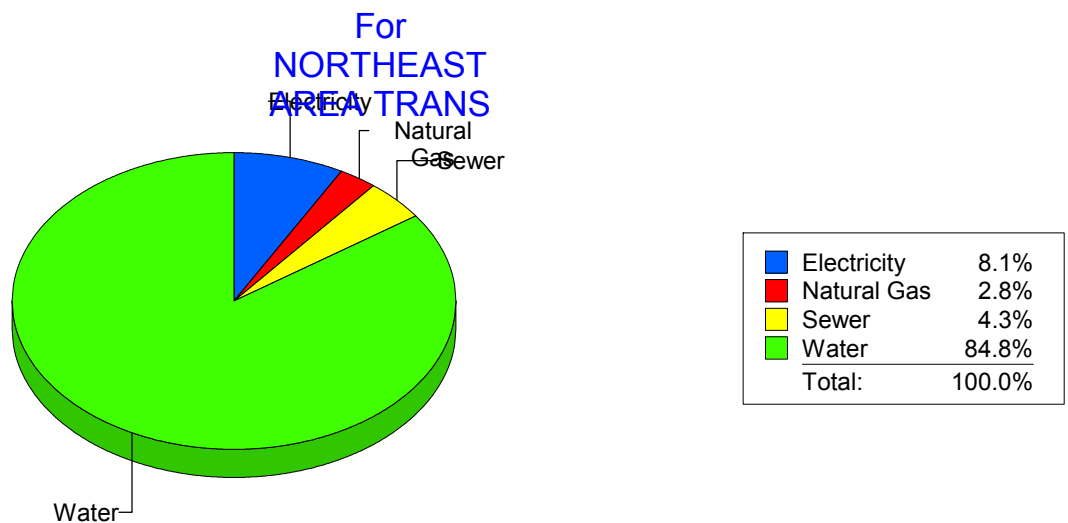
Energy CAP

Cost Avoidance Program

Cost Summary Graph

Grouped by Energy Type

Energy Type	Use	Units	Meter Cost	Special Charges	Total Cost	Avg Unit Cost	% of Total Cost
Site: NORTHEAST AREA TRANS - NORTHEAST AREA TRANS							
Electricity	5,340	KWH	\$636.52	\$0.00	\$636.52	0.1192	8.11%
Natural Gas	14	CCF	\$222.56	\$0.00	\$222.56	15.8971	2.84%
Water	1,070	CCF	\$6,652.47	\$0.00	\$6,652.47	6.2173	84.76%
Sewer	38	CCF	\$337.50	\$0.00	\$337.50	8.8816	4.30%
Total Cost:			\$7,849.05	\$0.00	\$7,849.05		



Filters: Cost Center Name Not Equal To DoNotReport; Billing Period Equal To 201610All Meter CodesAll Group Names

elpaso

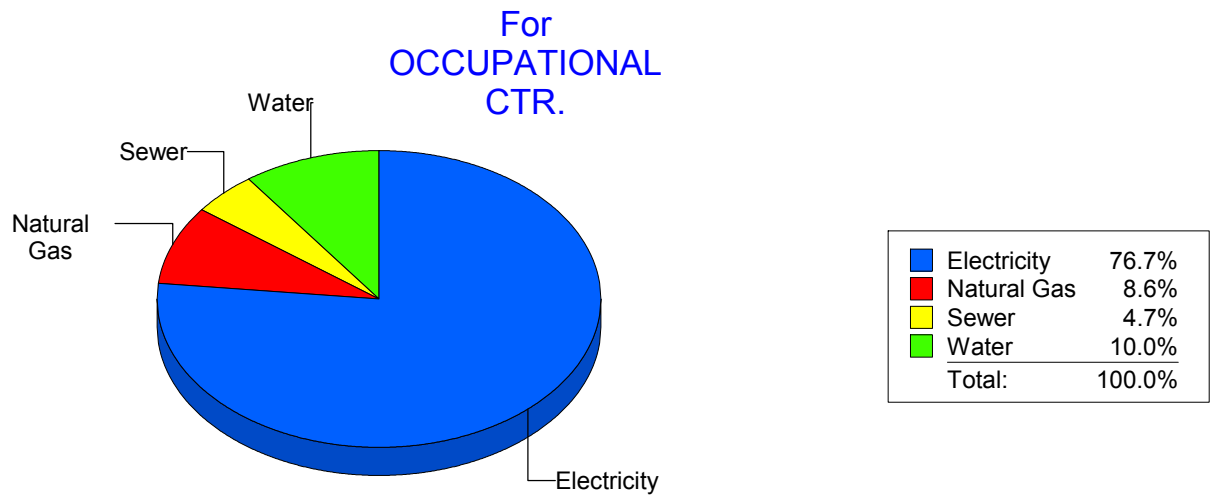
Energy CAP

Cost Avoidance Program

Cost Summary Graph

Grouped by Energy Type

Energy Type	Use	Units	Meter Cost	Special Charges	Total Cost	Avg Unit Cost	% of Total Cost
Site: OCCUPATIONAL CTR. - OCCUPATIONAL CTR.							
Electricity	6,600	KWH	\$1,169.75	\$0.00	\$1,169.75	0.1772	76.65%
Natural Gas	45	CCF	\$131.71	\$0.00	\$131.71	2.9269	8.63%
Water	19	CCF	\$152.22	\$0.00	\$152.22	8.0116	9.97%
Sewer	5	CCF	\$72.40	\$0.00	\$72.40	14.4800	4.74%
Total Cost:			\$1,526.08	\$0.00	\$1,526.08		



Filters: Cost Center Name Not Equal To DoNotReport; Billing Period Equal To 201610All Meter CodesAll Group Names

elpaso

Energy CAP

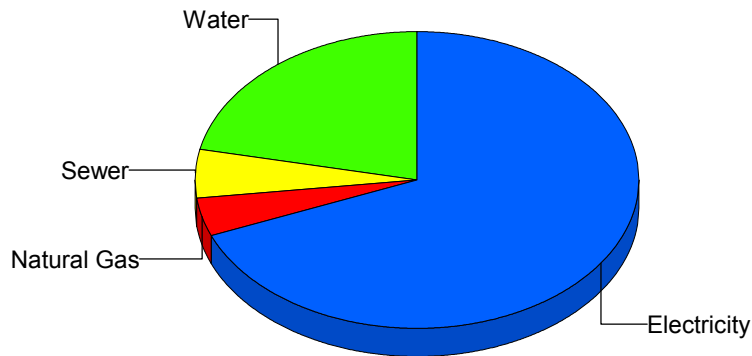
Cost Avoidance Program

Cost Summary Graph

Grouped by Energy Type

Energy Type	Use	Units	Meter Cost	Special Charges	Total Cost	Avg Unit Cost	% of Total Cost
Site: PARK ELEMENTARY - PARK ELEMENTARY							
Electricity	30,221	KWH	\$5,099.76	\$0.00	\$5,099.76	0.1687	68.99%
Natural Gas	163	CCF	\$302.24	\$0.00	\$302.24	1.8542	4.09%
Water	362	CCF	\$1,592.95	\$0.00	\$1,592.95	4.4004	21.55%
Sewer	104	CCF	\$397.17	\$0.00	\$397.17	3.8189	5.37%
Total Cost:			\$7,392.12	\$0.00	\$7,392.12		

For PARK
ELEMENTARY



Electricity	69.0%
Natural Gas	4.1%
Sewer	5.4%
Water	21.5%
Total:	100.0%

Filters: Cost Center Name Not Equal To DoNotReport; Billing Period Equal To 201610All Meter CodesAll Group Names

elpaso

Energy CAP

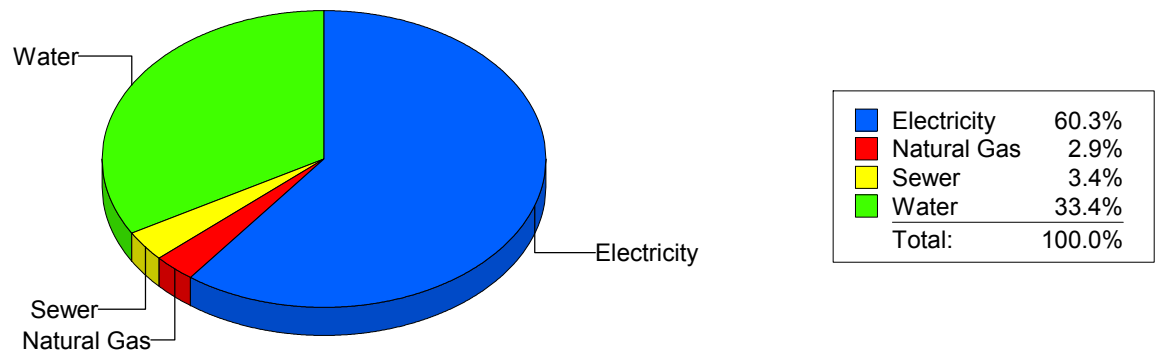
Cost Avoidance Program

Cost Summary Graph

Grouped by Energy Type

Energy Type	Use	Units	Meter Cost	Special Charges	Total Cost	Avg Unit Cost	% of Total Cost
Site: PAUL MORENO - PAUL MORENO							
Electricity	54,600	KWH	\$7,708.27	\$0.00	\$7,708.27	0.1412	60.29%
Natural Gas	296	CCF	\$373.71	\$0.00	\$373.71	1.2625	2.92%
Water	801	CCF	\$4,268.49	\$0.00	\$4,268.49	5.3290	33.39%
Sewer	116	CCF	\$433.97	\$0.00	\$433.97	3.7411	3.39%
Total Cost:			\$12,784.44	\$0.00	\$12,784.44		

For PAUL
MORENO



Filters: Cost Center Name Not Equal To DoNotReport; Billing Period Equal To 201610All Meter CodesAll Group Names

elpaso

Energy CAP

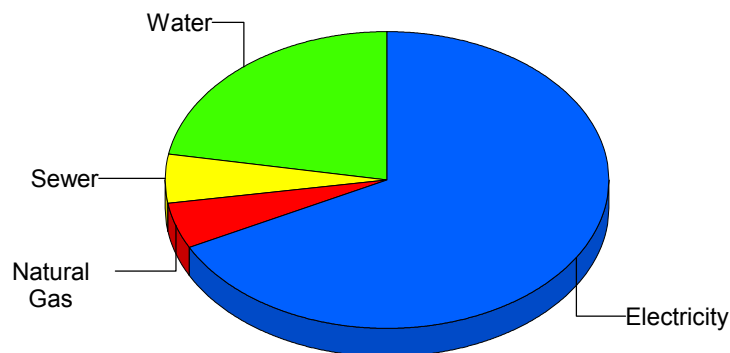
Cost Avoidance Program

Cost Summary Graph

Grouped by Energy Type

Energy Type	Use	Units	Meter Cost	Special Charges	Total Cost	Avg Unit Cost	% of Total Cost
Site: POLK ELEMENTARY - POLK ELEMENTARY							
Electricity	35,240	KWH	\$5,298.24	\$0.00	\$5,298.24	0.1503	67.52%
Natural Gas	342	CCF	\$398.38	\$0.00	\$398.38	1.1649	5.08%
Water	452	CCF	\$1,753.99	\$0.00	\$1,753.99	3.8805	22.35%
Sewer	132	CCF	\$396.22	\$0.00	\$396.22	3.0017	5.05%
Total Cost:			\$7,846.83	\$0.00	\$7,846.83		

For POLK
ELEMENTARY



Electricity	67.5%
Natural Gas	5.1%
Sewer	5.0%
Water	22.4%
Total:	100.0%

Filters: Cost Center Name Not Equal To DoNotReport; Billing Period Equal To 201610All Meter CodesAll Group Names

elpaso

Energy CAP

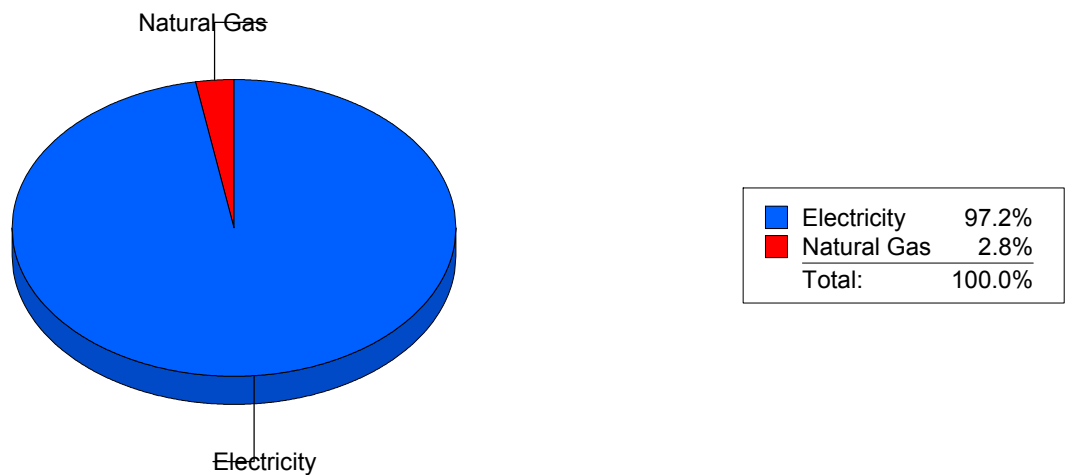
Cost Avoidance Program

Cost Summary Graph

Grouped by Energy Type

Energy Type	Use	Units	Meter Cost	Special Charges	Total Cost	Avg Unit Cost	% of Total Cost
Site: POWELL - POWELL							
Electricity	56,400	KWH	\$8,932.85	\$0.00	\$8,932.85	0.1584	97.15%
Natural Gas	288	CCF	\$261.90	\$0.00	\$261.90	0.9094	2.85%
Total Cost:			\$9,194.75	\$0.00	\$9,194.75		

For POWELL



Filters: Cost Center Name Not Equal To DoNotReport; Billing Period Equal To 201610All Meter CodesAll Group Names

elpaso

Energy CAP

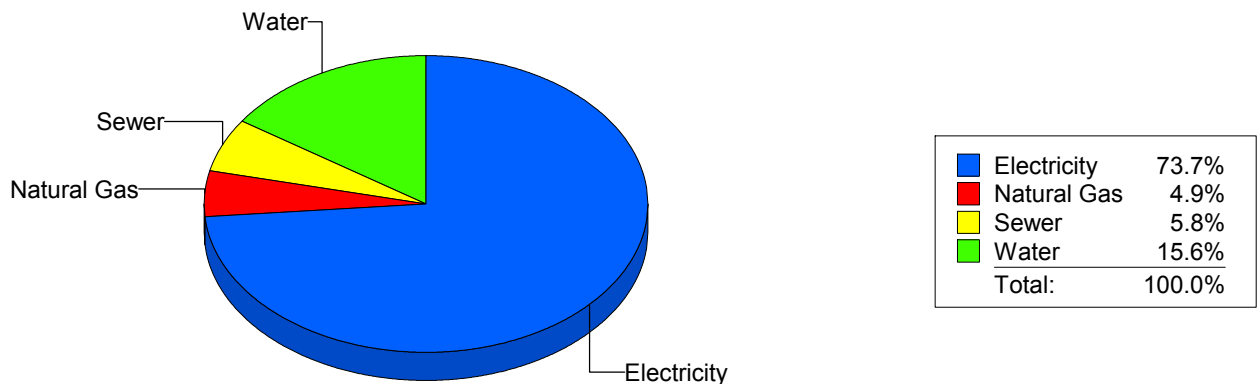
Cost Avoidance Program

Cost Summary Graph

Grouped by Energy Type

Energy Type	Use	Units	Meter Cost	Special Charges	Total Cost	Avg Unit Cost	% of Total Cost
Site: PUTNAM ELEMENTARY - PUTNAM ELEMENTARY							
Electricity	34,751	KWH	\$5,501.48	\$0.00	\$5,501.48	0.1583	73.71%
Natural Gas	283	CCF	\$366.75	\$0.00	\$366.75	1.2959	4.91%
Water	443	CCF	\$1,161.10	\$0.00	\$1,161.10	2.6210	15.56%
Sewer	206	CCF	\$434.19	\$0.00	\$434.19	2.1077	5.82%
Total Cost:			\$7,463.52	\$0.00	\$7,463.52		

For PUTNAM
ELEMENTARY



Filters: Cost Center Name Not Equal To DoNotReport; Billing Period Equal To 201610All Meter CodesAll Group Names

el Paso

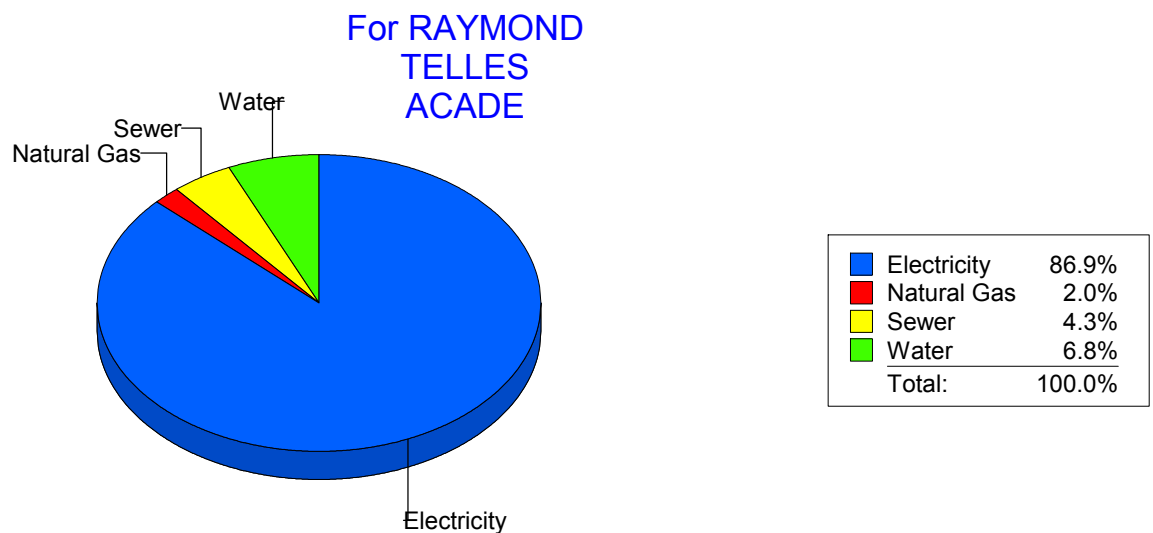
Energy CAP

Cost Avoidance Program

Cost Summary Graph

Grouped by Energy Type

Energy Type	Use	Units	Meter Cost	Special Charges	Total Cost	Avg Unit Cost	% of Total Cost
Site: RAYMOND TELLES ACADE - RAYMOND TELLES ACADE							
Electricity	37,400	KWH	\$5,232.55	\$0.00	\$5,232.55	0.1399	86.93%
Natural Gas	23	CCF	\$119.87	\$0.00	\$119.87	5.2117	1.99%
Water	96	CCF	\$407.56	\$0.00	\$407.56	4.2454	6.77%
Sewer	49	CCF	\$259.27	\$0.00	\$259.27	5.2912	4.31%
Total Cost:			\$6,019.25	\$0.00	\$6,019.25		



Filters: Cost Center Name Not Equal To DoNotReport; Billing Period Equal To 201610All Meter CodesAll Group Names

elpaso

Energy CAP

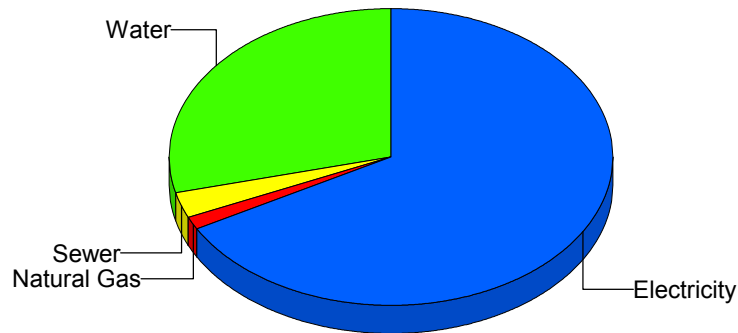
Cost Avoidance Program

Cost Summary Graph

Grouped by Energy Type

Energy Type	Use	Units	Meter Cost	Special Charges	Total Cost	Avg Unit Cost	% of Total Cost
Site: RICHARDSON MIDDLE - RICHARDSON MIDDLE							
Electricity	113,400	KWH	\$14,908.80	\$0.00	\$14,908.80	0.1315	66.82%
Natural Gas	380	CCF	\$311.21	\$0.00	\$311.21	0.8190	1.39%
Water	1,184	CCF	\$6,441.34	\$0.00	\$6,441.34	5.4403	28.87%
Sewer	287	CCF	\$651.97	\$0.00	\$651.97	2.2717	2.92%
Total Cost:			\$22,313.32	\$0.00	\$22,313.32		

For
RICHARDSON
MIDDLE



Electricity	66.8%
Natural Gas	1.4%
Sewer	2.9%
Water	28.9%
Total:	100.0%

Filters: Cost Center Name Not Equal To DoNotReport; Billing Period Equal To 201610All Meter CodesAll Group Names

elpaso

Energy CAP

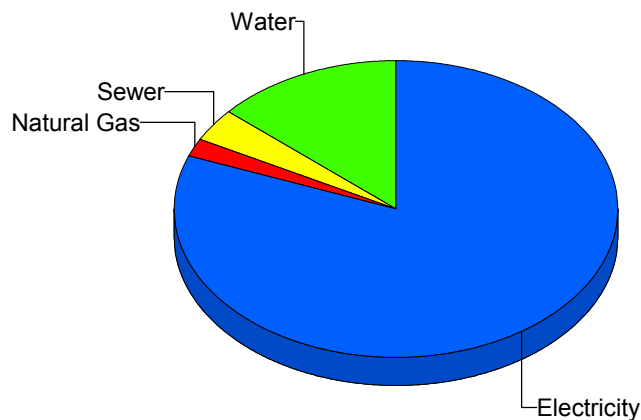
Cost Avoidance Program

Cost Summary Graph

Grouped by Energy Type

Energy Type	Use	Units	Meter Cost	Special Charges	Total Cost	Avg Unit Cost	% of Total Cost
Site: RIVERA ELEMENTARY - RIVERA ELEMENTARY							
Electricity	57,360	KWH	\$9,886.11	\$0.00	\$9,886.11	0.1724	80.91%
Natural Gas	252	CCF	\$242.60	\$0.00	\$242.60	0.9627	1.99%
Water	418	CCF	\$1,666.12	\$0.00	\$1,666.12	3.9859	13.64%
Sewer	149	CCF	\$424.27	\$0.00	\$424.27	2.8474	3.47%
Total Cost:			\$12,219.10	\$0.00	\$12,219.10		

For RIVERA
ELEMENTARY



Electricity	80.9%
Natural Gas	2.0%
Sewer	3.5%
Water	13.6%
Total:	100.0%

Filters: Cost Center Name Not Equal To DoNotReport; Billing Period Equal To 201610All Meter CodesAll Group Names

elpaso

Energy CAP

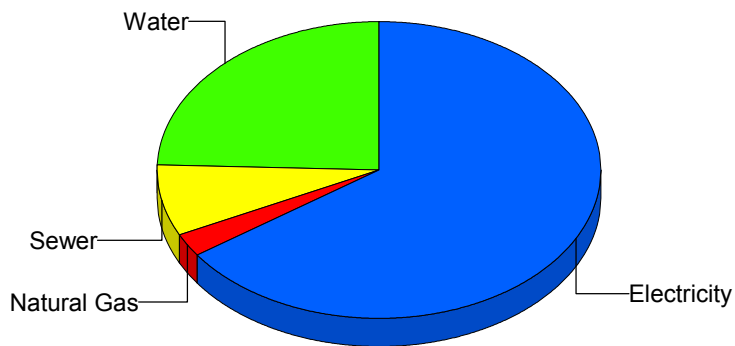
Cost Avoidance Program

Cost Summary Graph

Grouped by Energy Type

Energy Type	Use	Units	Meter Cost	Special Charges	Total Cost	Avg Unit Cost	% of Total Cost
Site: ROBERTS ELEMENTARY - ROBERTS ELEMENTARY							
Electricity	42,500	KWH	\$5,571.43	\$0.00	\$5,571.43	0.1311	65.34%
Natural Gas	201	CCF	\$215.62	\$0.00	\$215.62	1.0727	2.53%
Water	711	CCF	\$2,083.46	\$0.00	\$2,083.46	2.9303	24.43%
Sewer	290	CCF	\$656.92	\$0.00	\$656.92	2.2652	7.70%
Total Cost:			\$8,527.43	\$0.00	\$8,527.43		

For ROBERTS
ELEMENTARY



Filters: Cost Center Name Not Equal To DoNotReport; Billing Period Equal To 201610All Meter CodesAll Group Names

elpaso

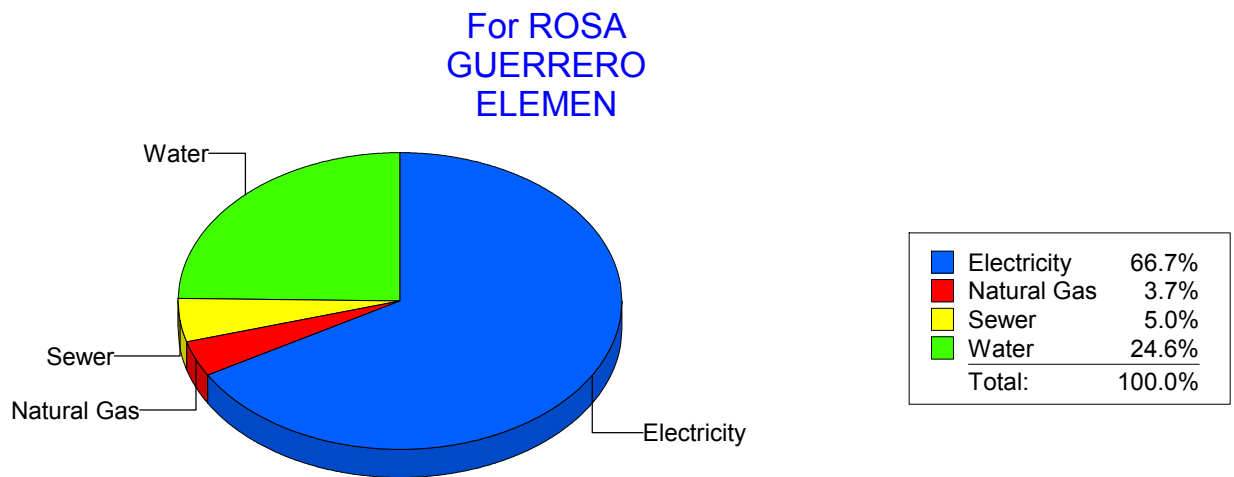
Energy CAP

Cost Avoidance Program

Cost Summary Graph

Grouped by Energy Type

Energy Type	Use	Units	Meter Cost	Special Charges	Total Cost	Avg Unit Cost	% of Total Cost
Site: ROSA GUERRERO ELEMEN - ROSA GUERRERO ELEMEN							
Electricity	42,040	KWH	\$6,245.33	\$0.00	\$6,245.33	0.1486	66.73%
Natural Gas	247	CCF	\$347.89	\$0.00	\$347.89	1.4085	3.72%
Water	511	CCF	\$2,302.24	\$0.00	\$2,302.24	4.5054	24.60%
Sewer	124	CCF	\$463.73	\$0.00	\$463.73	3.7398	4.95%
Total Cost:			\$9,359.19	\$0.00	\$9,359.19		



Filters: Cost Center Name Not Equal To DoNotReport; Billing Period Equal To 201610All Meter CodesAll Group Names

el paso

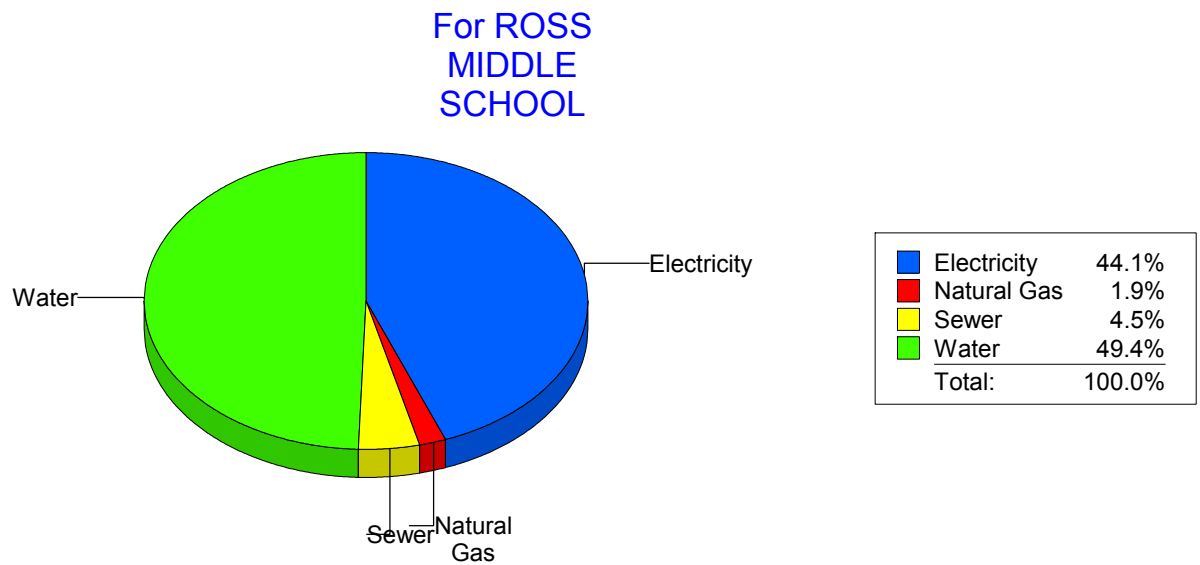
Energy CAP

Cost Avoidance Program

Cost Summary Graph

Grouped by Energy Type

Energy Type	Use	Units	Meter Cost	Special Charges	Total Cost	Avg Unit Cost	% of Total Cost
Site: ROSS MIDDLE SCHOOL - ROSS MIDDLE SCHOOL							
Electricity	56,341	KWH	\$9,065.52	\$0.00	\$9,065.52	0.1609	44.12%
Natural Gas	536	CCF	\$395.04	\$0.00	\$395.04	0.7370	1.92%
Water	2,267	CCF	\$10,160.39	\$0.00	\$10,160.39	4.4819	49.45%
Sewer	454	CCF	\$927.52	\$0.00	\$927.52	2.0430	4.51%
Total Cost:			\$20,548.47	\$0.00	\$20,548.47		



Filters: Cost Center Name Not Equal To DoNotReport; Billing Period Equal To 201610All Meter CodesAll Group Names

elpaso

Energy CAP

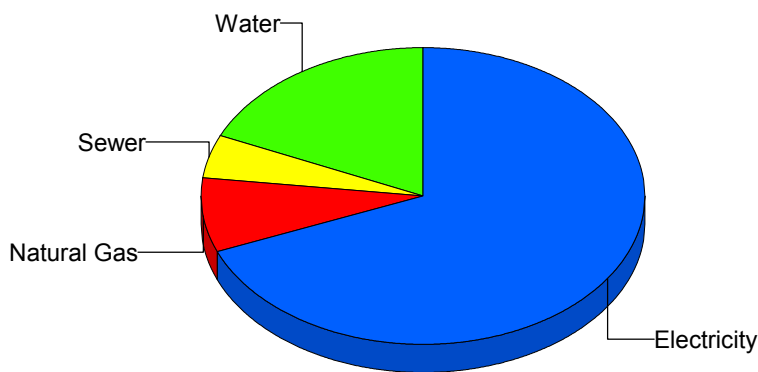
Cost Avoidance Program

Cost Summary Graph

Grouped by Energy Type

Energy Type	Use	Units	Meter Cost	Special Charges	Total Cost	Avg Unit Cost	% of Total Cost
Site: RUSK ELEMENTARY - RUSK ELEMENTARY							
Electricity	28,409	KWH	\$3,858.67	\$0.00	\$3,858.67	0.1358	68.83%
Natural Gas	236	CCF	\$449.09	\$0.00	\$449.09	1.9029	8.01%
Water	225	CCF	\$1,030.04	\$0.00	\$1,030.04	4.5780	18.37%
Sewer	57	CCF	\$268.57	\$0.00	\$268.57	4.7118	4.79%
Total Cost:			\$5,606.37	\$0.00	\$5,606.37		

For RUSK
ELEMENTARY



Electricity	68.8%
Natural Gas	8.0%
Sewer	4.8%
Water	18.4%
Total:	100.0%

Filters: Cost Center Name Not Equal To DoNotReport; Billing Period Equal To 201610All Meter CodesAll Group Names

elpaso

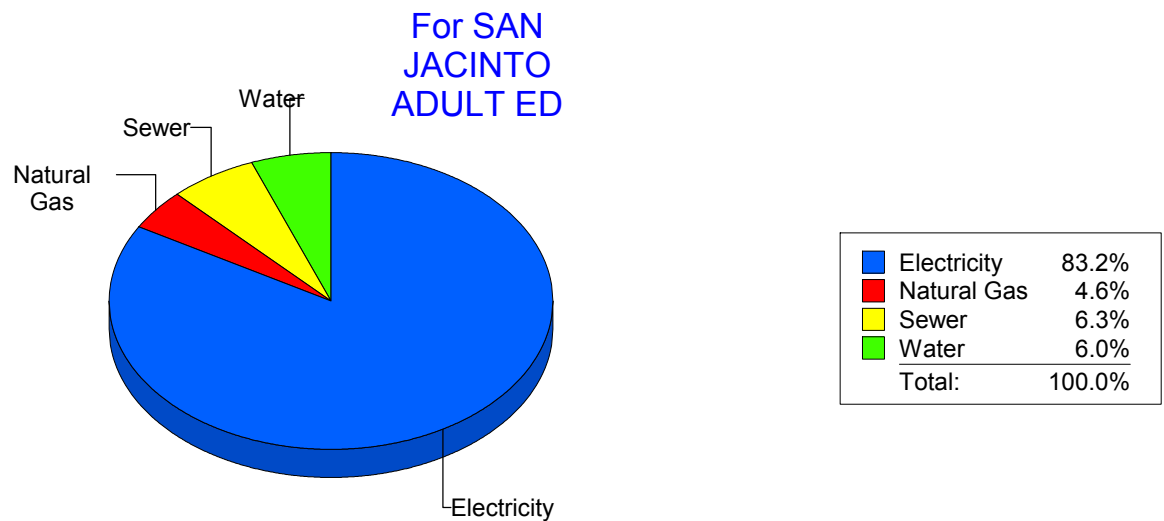
Energy CAP

Cost Avoidance Program

Cost Summary Graph

Grouped by Energy Type

Energy Type	Use	Units	Meter Cost	Special Charges	Total Cost	Avg Unit Cost	% of Total Cost
Site: SAN JACINTO ADULT ED - SAN JACINTO ADULT ED							
Electricity	8,900	KWH	\$1,965.77	\$0.00	\$1,965.77	0.2209	83.21%
Natural Gas	0	CCF	\$107.53	\$0.00	\$107.53	0.0000	4.55%
Water	32	CCF	\$140.73	\$0.00	\$140.73	4.3978	5.96%
Sewer	41	CCF	\$148.36	\$0.00	\$148.36	3.6185	6.28%
Total Cost:			\$2,362.39	\$0.00	\$2,362.39		



Filters: Cost Center Name Not Equal To DoNotReport; Billing Period Equal To 201610All Meter CodesAll Group Names

elpaso

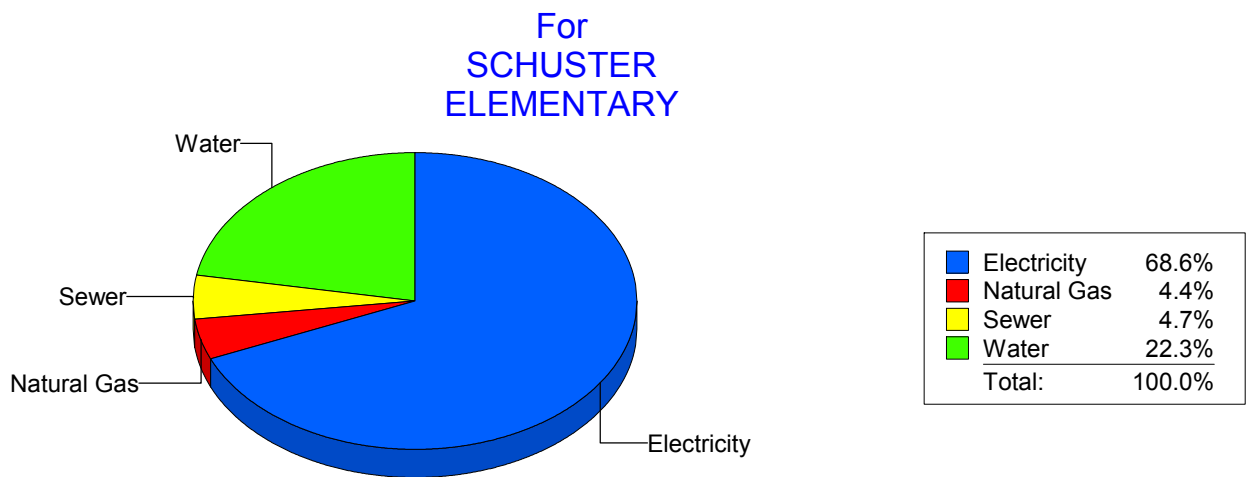
Energy CAP

Cost Avoidance Program

Cost Summary Graph

Grouped by Energy Type

Energy Type	Use	Units	Meter Cost	Special Charges	Total Cost	Avg Unit Cost	% of Total Cost
Site: SCHUSTER ELEMENTARY - SCHUSTER ELEMENTARY							
Electricity	18,447	KWH	\$2,757.69	\$0.00	\$2,757.69	0.1495	68.60%
Natural Gas	130	CCF	\$177.22	\$0.00	\$177.22	1.3632	4.41%
Water	227	CCF	\$897.37	\$0.00	\$897.37	3.9532	22.32%
Sewer	65	CCF	\$187.96	\$0.00	\$187.96	2.8917	4.68%
Total Cost:			\$4,020.24	\$0.00	\$4,020.24		



Filters: Cost Center Name Not Equal To DoNotReport; Billing Period Equal To 201610All Meter CodesAll Group Names

elpaso

Energy CAP

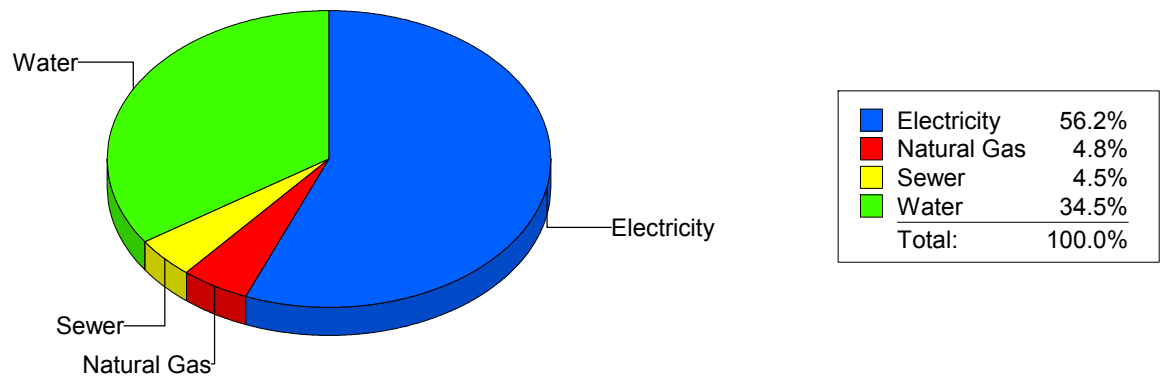
Cost Avoidance Program

Cost Summary Graph

Grouped by Energy Type

Energy Type	Use	Units	Meter Cost	Special Charges	Total Cost	Avg Unit Cost	% of Total Cost
Site: STANTON ELEMENTARY - STANTON ELEMENTARY							
Electricity	25,123	KWH	\$4,136.53	\$0.00	\$4,136.53	0.1647	56.24%
Natural Gas	256	CCF	\$352.51	\$0.00	\$352.51	1.3770	4.79%
Water	547	CCF	\$2,534.90	\$0.00	\$2,534.90	4.6342	34.46%
Sewer	113	CCF	\$331.31	\$0.00	\$331.31	2.9319	4.50%
Total Cost:			\$7,355.25	\$0.00	\$7,355.25		

For STANTON
ELEMENTARY



Filters: Cost Center Name Not Equal To DoNotReport; Billing Period Equal To 201610All Meter CodesAll Group Names

elpaso

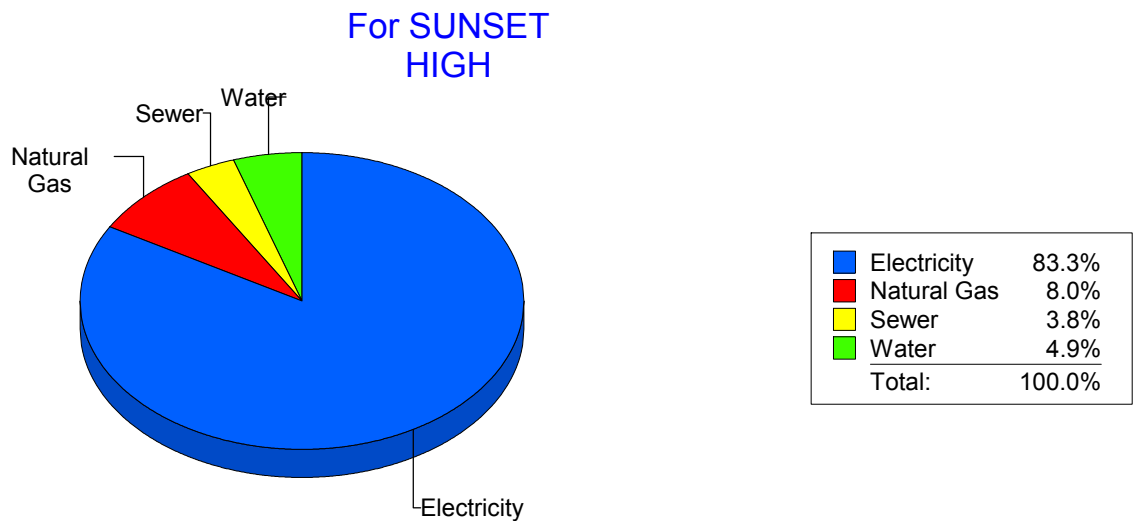
Energy CAP

Cost Avoidance Program

Cost Summary Graph

Grouped by Energy Type

Energy Type	Use	Units	Meter Cost	Special Charges	Total Cost	Avg Unit Cost	% of Total Cost
Site: SUNSET HIGH - SUNSET HIGH							
Electricity	17,360	KWH	\$2,631.86	\$0.00	\$2,631.86	0.1516	83.34%
Natural Gas	270	CCF	\$252.24	\$0.00	\$252.24	0.9342	7.99%
Water	39	CCF	\$153.75	\$0.00	\$153.75	3.9423	4.87%
Sewer	24	CCF	\$120.31	\$0.00	\$120.31	5.0129	3.81%
Total Cost:			\$3,158.16	\$0.00	\$3,158.16		



Filters: Cost Center Name Not Equal To DoNotReport; Billing Period Equal To 201610All Meter CodesAll Group Names

elpaso

Energy CAP

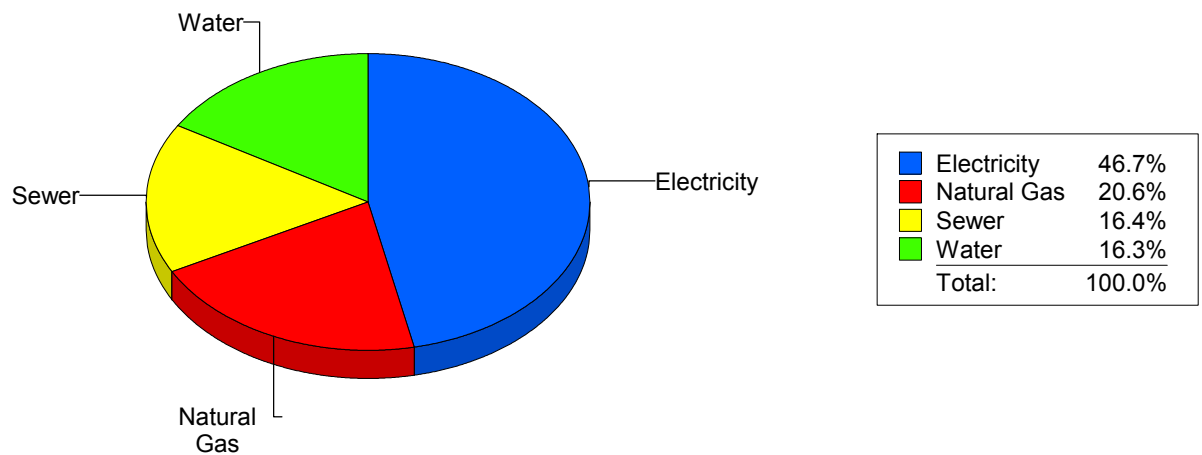
Cost Avoidance Program

Cost Summary Graph

Grouped by Energy Type

Energy Type	Use	Units	Meter Cost	Special Charges	Total Cost	Avg Unit Cost	% of Total Cost
Site: TENNISCENTER - TENNIS CENTER							
Electricity		300 KWH	\$243.82	\$0.00	\$243.82	0.8127	46.71%
Natural Gas		0 CCF	\$107.53	\$0.00	\$107.53	0.0000	20.60%
Water		2 CCF	\$84.93	\$0.00	\$84.93	42.4650	16.27%
Sewer		3 CCF	\$85.66	\$0.00	\$85.66	28.5533	16.41%
Total Cost:			\$521.94	\$0.00	\$521.94		

For TENNIS
CENTER



Filters: Cost Center Name Not Equal To DoNotReport; Billing Period Equal To 201610All Meter CodesAll Group Names

elpaso

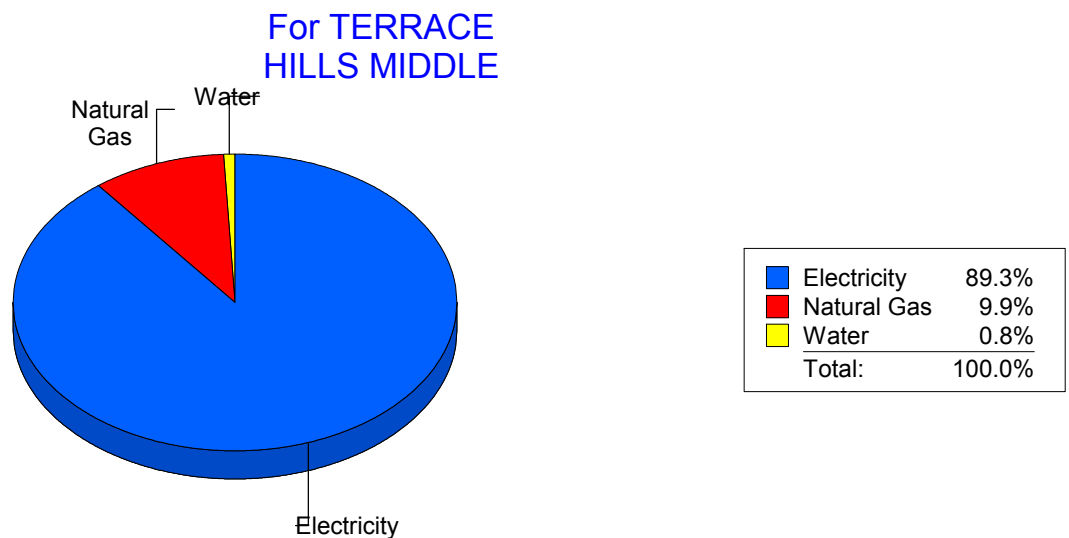
Energy CAP

Cost Avoidance Program

Cost Summary Graph

Grouped by Energy Type

Energy Type	Use	Units	Meter Cost	Special Charges	Total Cost	Avg Unit Cost	% of Total Cost
Site: TERRACE HILLS MIDDLE - TERRACE HILLS MIDDLE							
Electricity	34,350	KWH	\$5,022.27	\$0.00	\$5,022.27	0.1462	89.31%
Natural Gas	632	CCF	\$554.00	\$0.00	\$554.00	0.8766	9.85%
Water	0	CCF	\$47.14	\$0.00	\$47.14	0.0000	0.84%
Total Cost:			\$5,623.41	\$0.00	\$5,623.41		



Filters: Cost Center Name Not Equal To DoNotReport; Billing Period Equal To 201610All Meter CodesAll Group Names

elpaso

Energy CAP

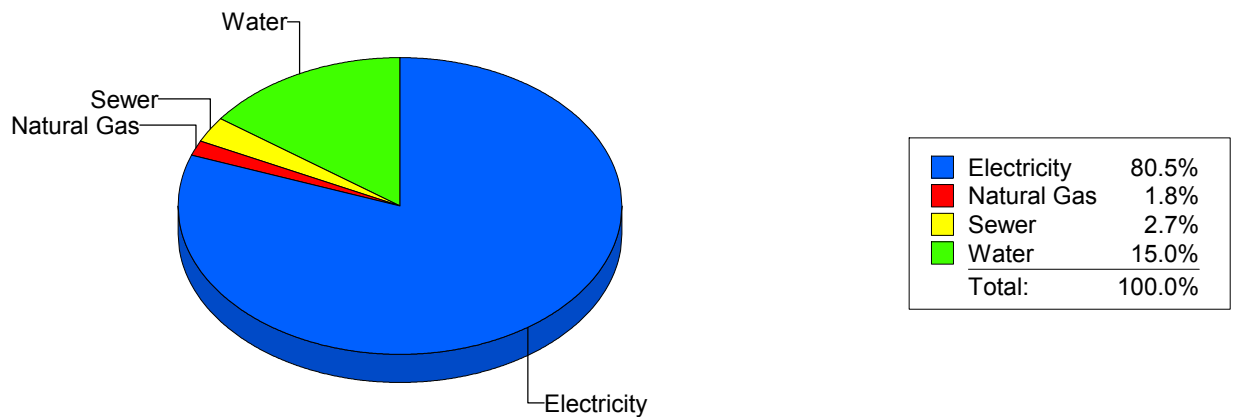
Cost Avoidance Program

Cost Summary Graph

Grouped by Energy Type

Energy Type	Use	Units	Meter Cost	Special Charges	Total Cost	Avg Unit Cost	% of Total Cost
Site: TIPPIN - TIPPIN ELEMENTARY							
Electricity	87,360	KWH	\$13,337.61	\$0.00	\$13,337.61	0.1527	80.50%
Natural Gas	360	CCF	\$300.55	\$0.00	\$300.55	0.8349	1.81%
Water	542	CCF	\$2,478.84	\$0.00	\$2,478.84	4.5735	14.96%
Sewer	166	CCF	\$452.32	\$0.00	\$452.32	2.7248	2.73%
Total Cost:			\$16,569.32	\$0.00	\$16,569.32		

For TIPPIN
ELEMENTARY



Filters: Cost Center Name Not Equal To DoNotReport; Billing Period Equal To 201610All Meter CodesAll Group Names

elpaso

Energy CAP

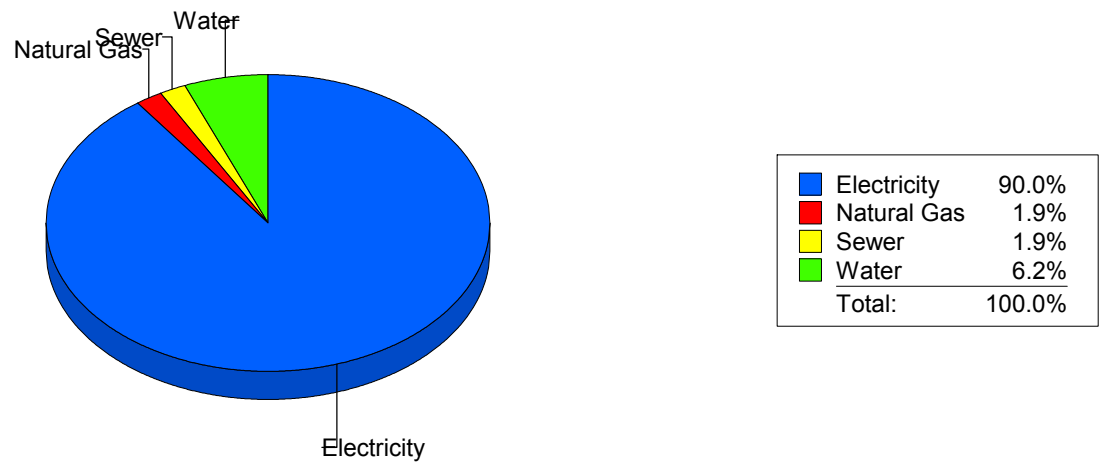
Cost Avoidance Program

Cost Summary Graph

Grouped by Energy Type

Energy Type	Use	Units	Meter Cost	Special Charges	Total Cost	Avg Unit Cost	% of Total Cost
Site: TOMLEA - TOM LEA							
Electricity	94,640	KWH	\$17,435.13	\$0.00	\$17,435.13	0.1842	89.99%
Natural Gas	502	CCF	\$376.56	\$0.00	\$376.56	0.7501	1.94%
Water	322	CCF	\$1,198.41	\$0.00	\$1,198.41	3.7218	6.19%
Sewer	113	CCF	\$364.87	\$0.00	\$364.87	3.2289	1.88%
Total Cost:			\$19,374.97	\$0.00	\$19,374.97		

For TOM LEA



Filters: Cost Center Name Not Equal To DoNotReport; Billing Period Equal To 201610All Meter CodesAll Group Names

elpaso

Energy CAP

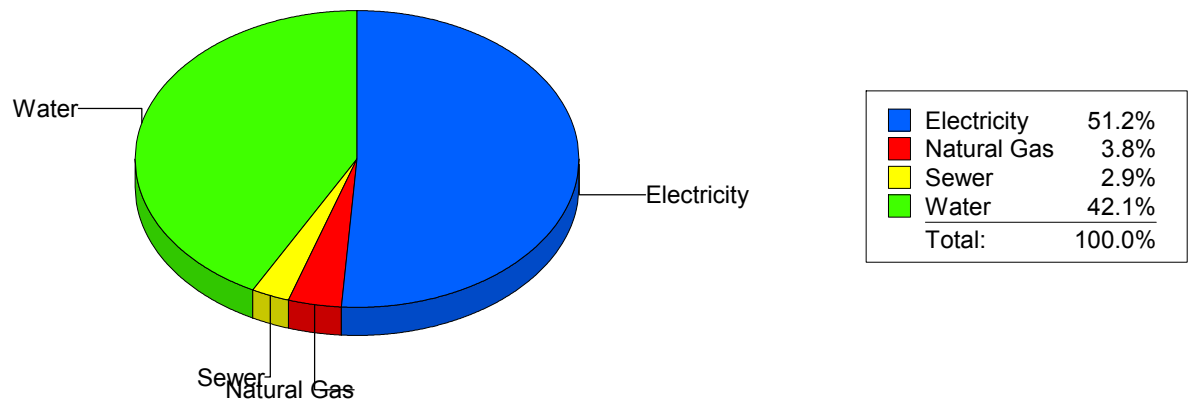
Cost Avoidance Program

Cost Summary Graph

Grouped by Energy Type

Energy Type	Use	Units	Meter Cost	Special Charges	Total Cost	Avg Unit Cost	% of Total Cost
Site: TRAVIS ELEMENTARY SC - TRAVIS ELEMENTARY SC							
Electricity	30,377	KWH	\$4,404.30	\$0.00	\$4,404.30	0.1450	51.19%
Natural Gas	203	CCF	\$323.86	\$0.00	\$323.86	1.5954	3.76%
Water	662	CCF	\$3,625.79	\$0.00	\$3,625.79	5.4770	42.14%
Sewer	64	CCF	\$250.46	\$0.00	\$250.46	3.9134	2.91%
Total Cost:			\$8,604.41	\$0.00	\$8,604.41		

For TRAVIS
ELEMENTARY
SC



Filters: Cost Center Name Not Equal To DoNotReport; Billing Period Equal To 201610All Meter CodesAll Group Names

elpaso

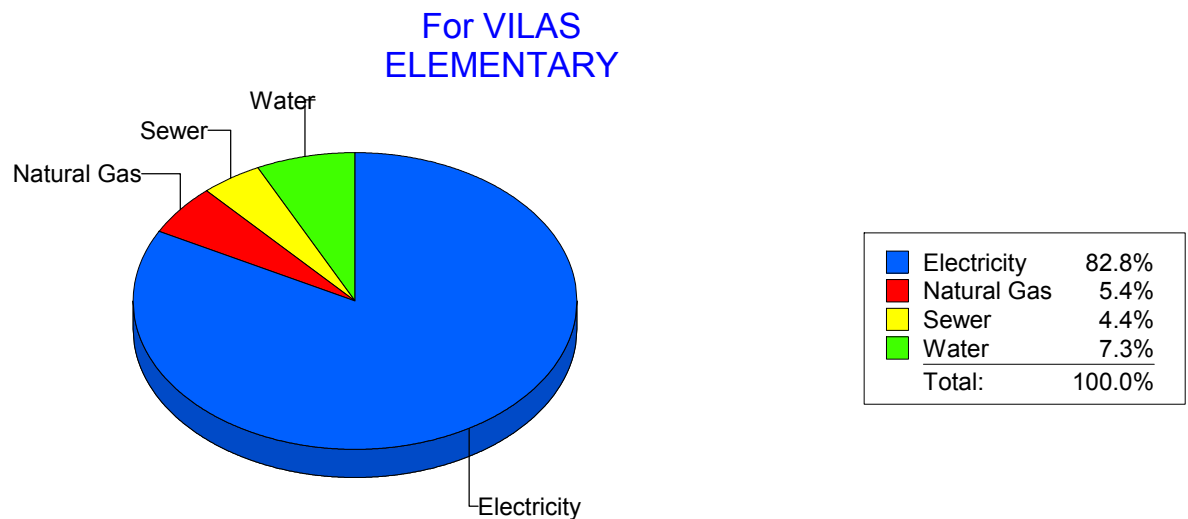
Energy CAP

Cost Avoidance Program

Cost Summary Graph

Grouped by Energy Type

Energy Type	Use	Units	Meter Cost	Special Charges	Total Cost	Avg Unit Cost	% of Total Cost
Site: VILAS ELEMENTARY - VILAS ELEMENTARY							
Electricity	47,329	KWH	\$8,843.47	\$0.00	\$8,843.47	0.1869	82.84%
Natural Gas	481	CCF	\$580.67	\$0.00	\$580.67	1.2072	5.44%
Water	179	CCF	\$776.04	\$0.00	\$776.04	4.3354	7.27%
Sewer	92	CCF	\$474.64	\$0.00	\$474.64	5.1591	4.45%
Total Cost:			\$10,674.82	\$0.00	\$10,674.82		



Filters: Cost Center Name Not Equal To DoNotReport; Billing Period Equal To 201610All Meter CodesAll Group Names

elpaso

Energy CAP

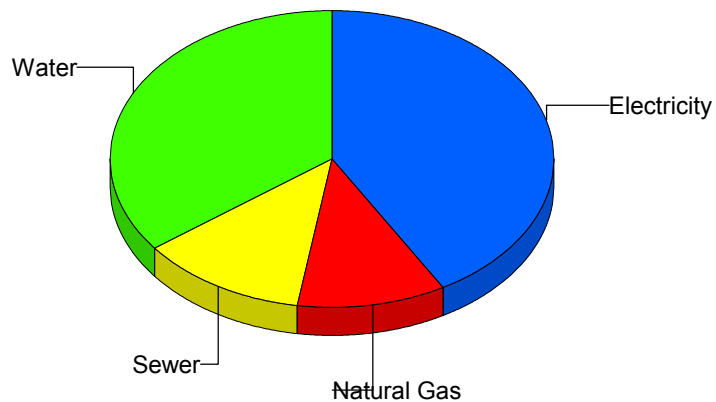
Cost Avoidance Program

Cost Summary Graph

Grouped by Energy Type

Energy Type	Use	Units	Meter Cost	Special Charges	Total Cost	Avg Unit Cost	% of Total Cost
Site: WAINWRIGHT ELEMENTAR - WAINWRIGHT ELEMENTAR							
Electricity	6,862	KWH	\$830.53	\$0.00	\$830.53	0.1210	41.63%
Natural Gas	4	CCF	\$217.21	\$0.00	\$217.21	54.3025	10.89%
Water	180	CCF	\$705.08	\$0.00	\$705.08	3.9171	35.34%
Sewer	49	CCF	\$242.27	\$0.00	\$242.27	4.9443	12.14%
Total Cost:			\$1,995.09	\$0.00	\$1,995.09		

For
WAINWRIGHT
ELEMENTAR



Electricity	41.6%
Natural Gas	10.9%
Sewer	12.1%
Water	35.3%
Total:	100.0%

Filters: Cost Center Name Not Equal To DoNotReport; Billing Period Equal To 201610All Meter CodesAll Group Names

elpaso

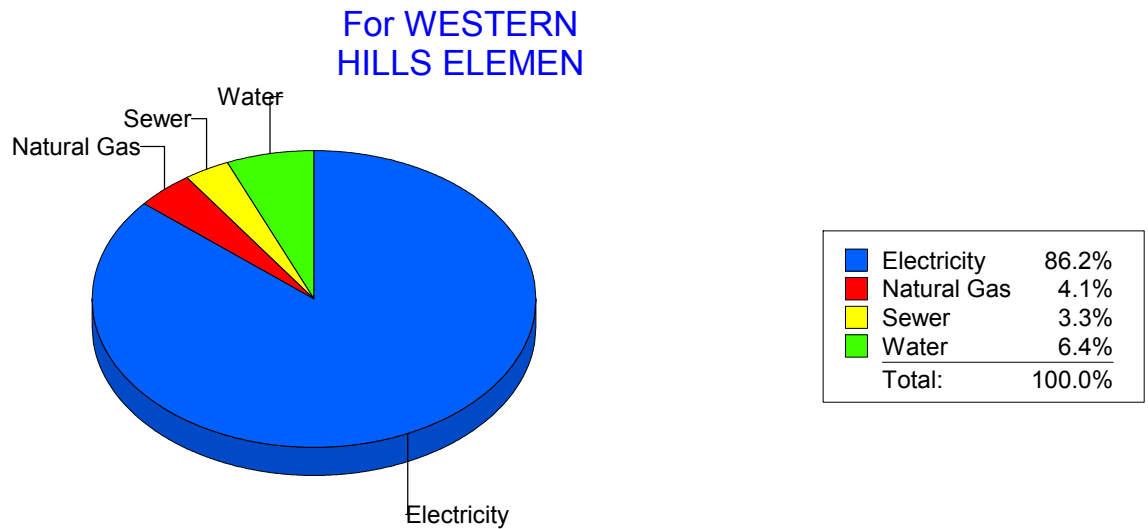
Energy CAP

Cost Avoidance Program

Cost Summary Graph

Grouped by Energy Type

Energy Type	Use	Units	Meter Cost	Special Charges	Total Cost	Avg Unit Cost	% of Total Cost
Site: WESTERN HILLS ELEMEN - WESTERN HILLS ELEMEN							
Electricity	60,600	KWH	\$10,005.76	\$0.00	\$10,005.76	0.1651	86.17%
Natural Gas	693	CCF	\$474.84	\$0.00	\$474.84	0.6852	4.09%
Water	229	CCF	\$743.72	\$0.00	\$743.72	3.2477	6.41%
Sewer	64	CCF	\$387.00	\$0.00	\$387.00	6.0469	3.33%
Total Cost:			\$11,611.32	\$0.00	\$11,611.32		



Filters: Cost Center Name Not Equal To DoNotReport; Billing Period Equal To 201610All Meter CodesAll Group Names

elpaso

Energy CAP

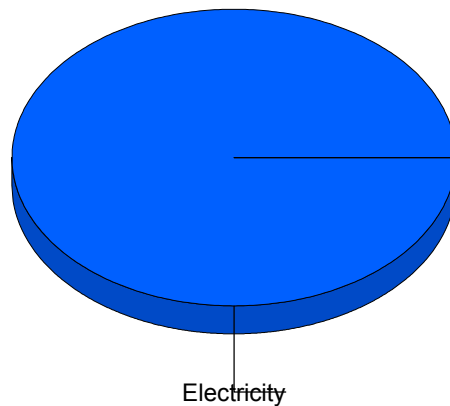
Cost Avoidance Program

Cost Summary Graph

Grouped by Energy Type

Energy Type	Use	Units	Meter Cost	Special Charges	Total Cost	Avg Unit Cost	% of Total Cost
Site: WESTSIDE TRANSPORTAT - WESTSIDE TRANSPORTAT							
Electricity		2,699 KWH	\$400.77	\$0.00	\$400.77	0.1485	100.00%
Total Cost:			\$400.77	\$0.00	\$400.77		

For WESTSIDE
TRANSPORTAT



■ Electricity	100.0%
Total:	100.0%

Filters: Cost Center Name Not Equal To DoNotReport; Billing Period Equal To 201610All Meter CodesAll Group Names

elpaso

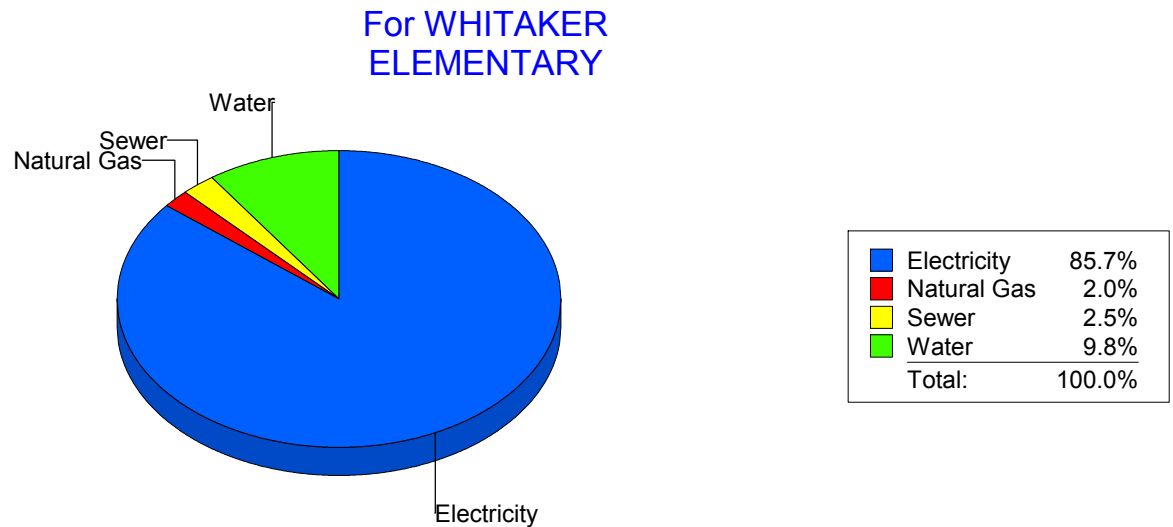
Energy CAP

Cost Avoidance Program

Cost Summary Graph

Grouped by Energy Type

Energy Type	Use	Units	Meter Cost	Special Charges	Total Cost	Avg Unit Cost	% of Total Cost
Site: WHITAKER ELEMENTARY - WHITAKER ELEMENTARY							
Electricity	70,320	KWH	\$11,113.68	\$0.00	\$11,113.68	0.1580	85.75%
Natural Gas	276	CCF	\$255.46	\$0.00	\$255.46	0.9256	1.97%
Water	408	CCF	\$1,268.39	\$0.00	\$1,268.39	3.1088	9.79%
Sewer	88	CCF	\$323.62	\$0.00	\$323.62	3.6775	2.50%
Total Cost:			\$12,961.15	\$0.00	\$12,961.15		



Filters: Cost Center Name Not Equal To DoNotReport; Billing Period Equal To 201610All Meter CodesAll Group Names

elpaso

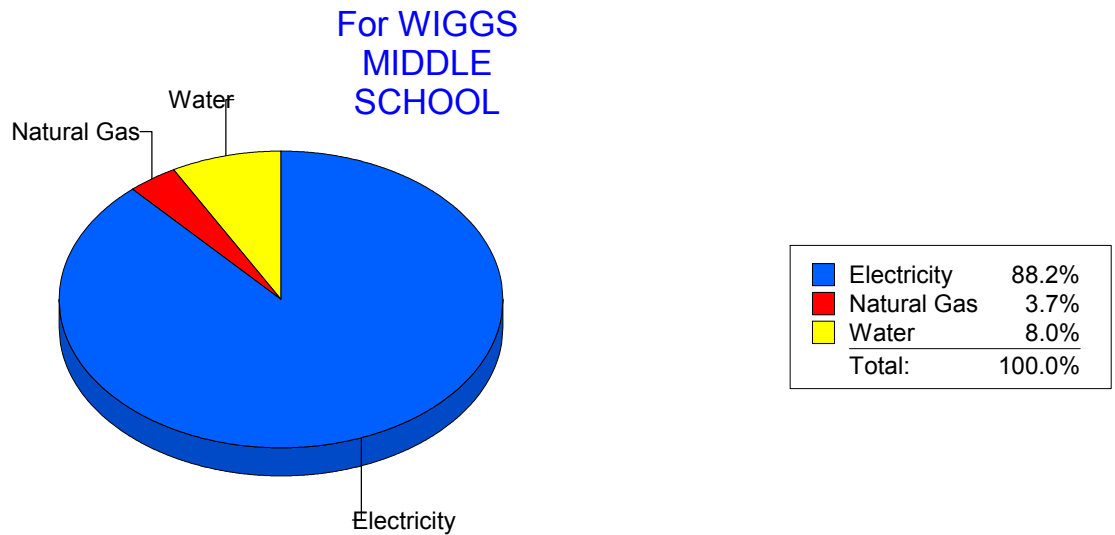
Energy CAP

Cost Avoidance Program

Cost Summary Graph

Grouped by Energy Type

Energy Type	Use	Units	Meter Cost	Special Charges	Total Cost	Avg Unit Cost	% of Total Cost
Site: WIGGS MIDDLE SCHOOL - WIGGS MIDDLE SCHOOL							
Electricity	59,240	KWH	\$8,243.34	\$0.00	\$8,243.34	0.1392	88.23%
Natural Gas	452	CCF	\$349.81	\$0.00	\$349.81	0.7739	3.74%
Water	214	CCF	\$749.47	\$0.00	\$749.47	3.5022	8.02%
Total Cost:			\$9,342.62	\$0.00	\$9,342.62		



Filters: Cost Center Name Not Equal To DoNotReport; Billing Period Equal To 201610All Meter CodesAll Group Names

elpaso

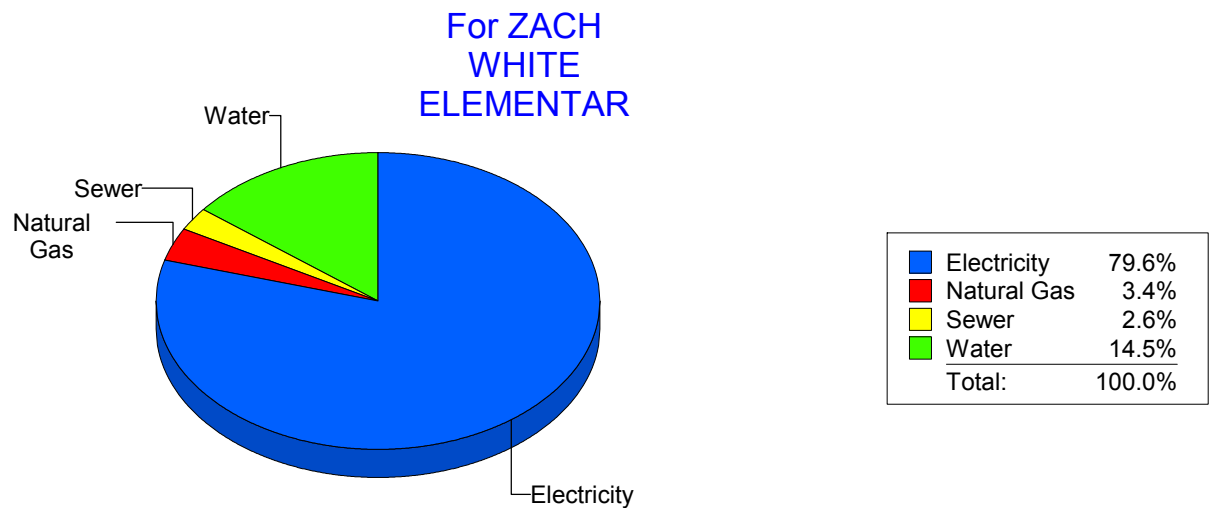
Energy CAP

Cost Avoidance Program

Cost Summary Graph

Grouped by Energy Type

Energy Type	Use	Units	Meter Cost	Special Charges	Total Cost	Avg Unit Cost	% of Total Cost
Site: ZACH WHITE ELEMENTAR - ZACH WHITE ELEMENTAR							
Electricity	60,600	KWH	\$8,953.19	\$0.00	\$8,953.19	0.1477	79.55%
Natural Gas	305	CCF	\$379.08	\$0.00	\$379.08	1.2429	3.37%
Water	450	CCF	\$1,630.32	\$0.00	\$1,630.32	3.6229	14.49%
Sewer	79	CCF	\$291.77	\$0.00	\$291.77	3.6933	2.59%
Total Cost:			\$11,254.36	\$0.00	\$11,254.36		



Filters: Cost Center Name Not Equal To DoNotReport; Billing Period Equal To 201610All Meter CodesAll Group Names

elpaso

Energy CAP

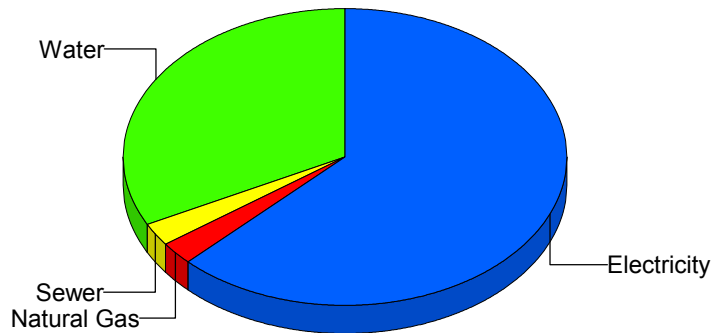
Cost Avoidance Program

Cost Summary Graph

Grouped by Energy Type

Energy Type	Use	Units	Meter Cost	Special Charges	Total Cost	Avg Unit Cost	% of Total Cost
Site: ZAVALA ELEMENTARY SC - ZAVALA ELEMENTARY SC							
Electricity	29,750	KWH	\$3,835.06	\$0.00	\$3,835.06	0.1289	62.60%
Natural Gas	85	CCF	\$153.24	\$0.00	\$153.24	1.8028	2.50%
Water	358	CCF	\$1,989.41	\$0.00	\$1,989.41	5.5570	32.47%
Sewer	41	CCF	\$148.36	\$0.00	\$148.36	3.6185	2.42%
Total Cost:			\$6,126.07	\$0.00	\$6,126.07		

For ZAVALA
ELEMENTARY
SC



Electricity	62.6%
Natural Gas	2.5%
Sewer	2.4%
Water	32.5%
Total:	100.0%

Filters: Cost Center Name Not Equal To DoNotReport; Billing Period Equal To 201610All Meter CodesAll Group Names

elpaso

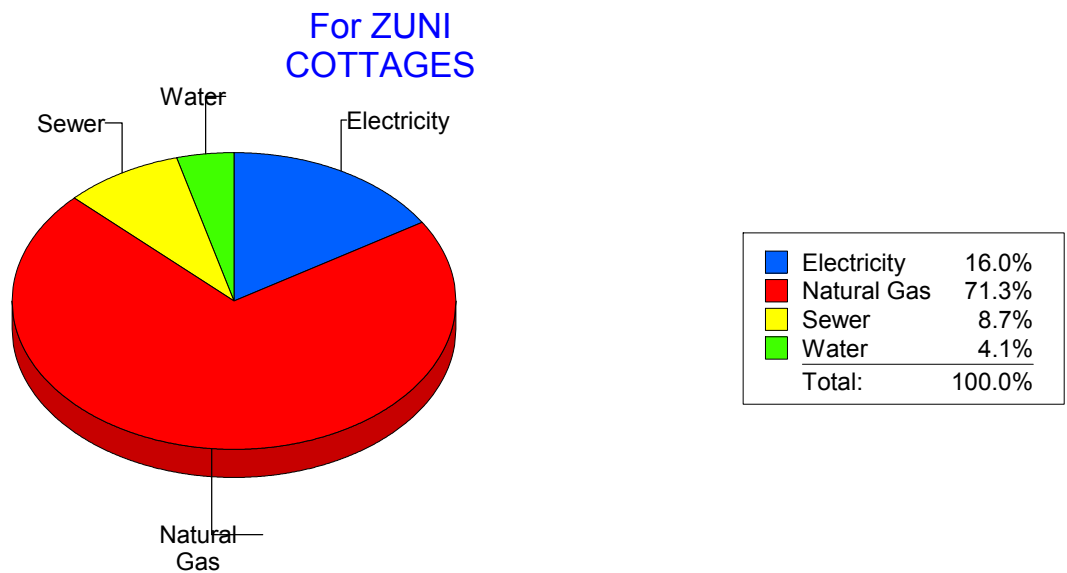
Energy CAP

Cost Avoidance Program

Cost Summary Graph

Grouped by Energy Type

Energy Type	Use	Units	Meter Cost	Special Charges	Total Cost	Avg Unit Cost	% of Total Cost
Site: ZUNI COTTAGES - ZUNI COTTAGES							
Electricity		30 KWH	\$48.39	\$0.00	\$48.39	1.6130	15.99%
Natural Gas		1 CCF	\$215.59	\$0.00	\$215.59	215.5900	71.25%
Water		0 CCF	\$12.40	\$0.00	\$12.40	0.0000	4.10%
Sewer		0 CCF	\$26.20	\$0.00	\$26.20	0.0000	8.66%
Total Cost:			\$302.58	\$0.00	\$302.58		



Filters: Cost Center Name Not Equal To DoNotReport; Billing Period Equal To 201610All Meter CodesAll Group Names

el Paso

Energy CAP

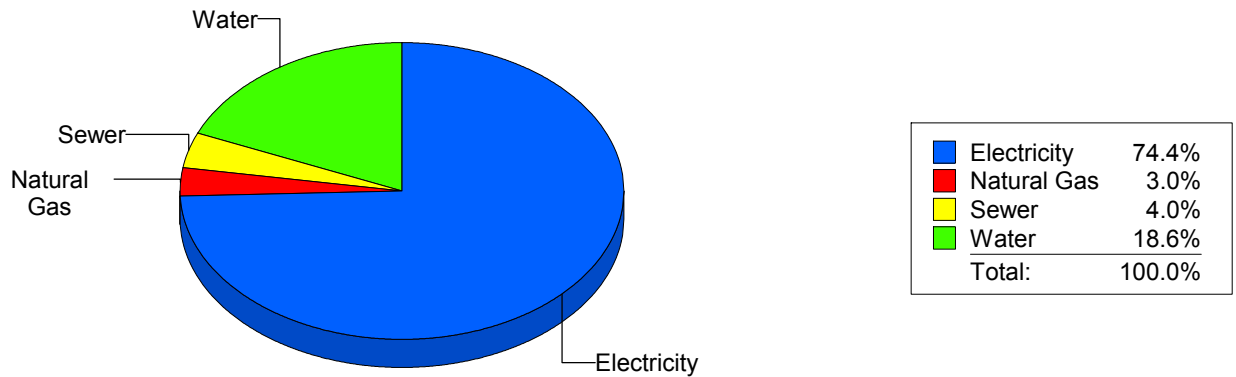
Cost Avoidance Program

Cost Summary Graph

Grouped by Energy Type

Energy Type	Use	Units	Meter Cost	Special Charges	Total Cost	Avg Unit Cost	% of Total Cost
All Sites							
Electricity	6,740,707	KWH	\$940,177.17	\$0.00	\$940,177.17	0.1395	74.44%
Natural Gas	33,713	CCF	\$37,730.04	\$0.00	\$37,730.04	1.1192	2.99%
Water	60,868	CCF	\$234,868.55	\$0.00	\$234,868.55	3.8587	18.59%
Sewer	17,296	CCF	\$50,308.54	\$0.00	\$50,308.54	2.9087	3.98%
Total Cost:			\$1,263,084.30	\$0.00	\$1,263,084.30		

For All Sites



Filters: Cost Center Name Not Equal To DoNotReport; Billing Period Equal To 201610All Meter CodesAll Group Names