

# elpaso

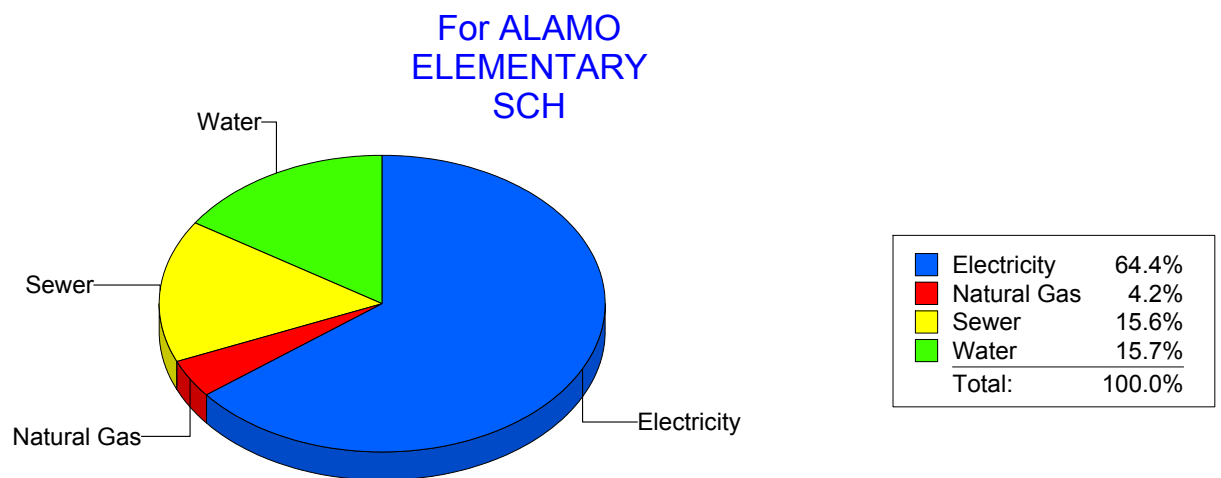
Energy CAP

Cost Avoidance Program

## Cost Summary Graph

Grouped by Energy Type

Energy Type	Use	Units	Total Cost	Avg Unit Cost	% of Total Cost
Site: ALAMO ELEMENTARY SCH - ALAMO ELEMENTARY SCH					
Electricity	3,000	KWH	\$512.68	0.1709	64.42%
Natural Gas	0	CCF	\$33.38	0.0000	4.19%
Water	0	CCF	\$125.26	0.0000	15.74%
Sewer	0	CCF	\$124.48	0.0000	15.64%
Total Cost:			\$795.80		



Filters: Cost Center Name Not Equal To DoNotReport; Site Name Not Equal To DoNotReport; Billing Period Equal To 200902

el Paso

Energy CAP

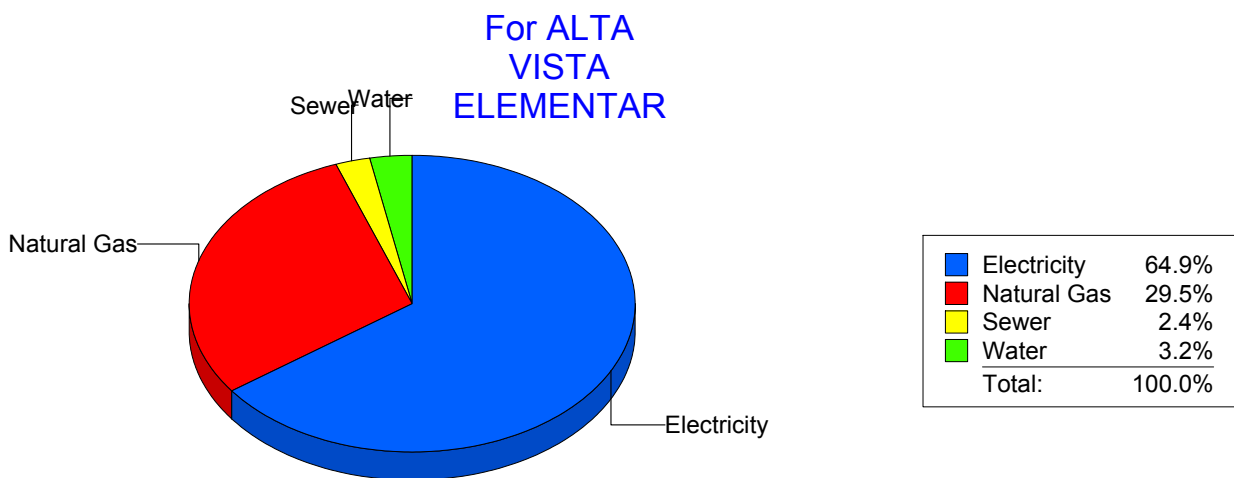
Cost Avoidance Program

## Cost Summary Graph

Grouped by Energy Type

Energy Type	Use	Units	Total Cost	Avg Unit Cost	% of Total Cost
Site: ALTA VISTA ELEMENTAR - ALTA VISTA ELEMENTAR					
Electricity	27,900	KWH	\$4,006.36	0.1436	64.93%
Natural Gas	2,320	CCF	\$1,819.70	0.7844	29.49%
Water	92	CCF	\$196.03	2.1308	3.18%
Sewer	68	CCF	\$148.60	2.1853	2.41%

**Total Cost:** \$6,170.69



Filters: Cost Center Name Not Equal To DoNotReport; Site Name Not Equal To DoNotReport; Billing Period Equal To 200902

# elpaso

Energy CAP

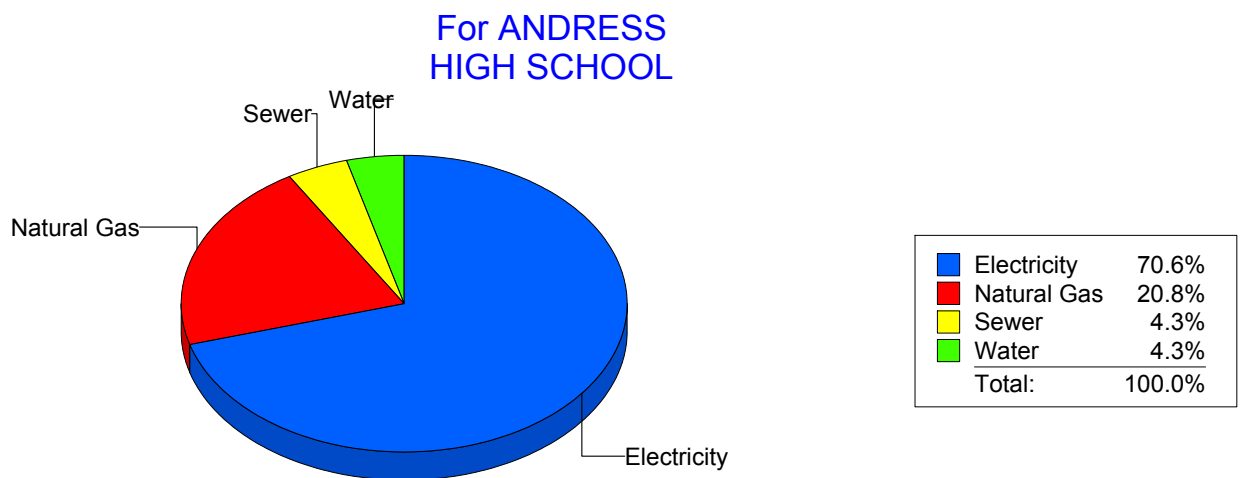
Cost Avoidance Program

## Cost Summary Graph

Grouped by Energy Type

Energy Type	Use	Units	Total Cost	Avg Unit Cost	% of Total Cost
Site: ANDRESS HIGH SCHOOL - ANDRESS HIGH SCHOOL					
Electricity	175,361	KWH	\$22,321.20	0.1273	70.62%
Natural Gas	8,630	CCF	\$6,588.72	0.7635	20.85%
Water	783	CCF	\$1,347.92	1.7215	4.26%
Sewer	953	CCF	\$1,347.92	1.4144	4.26%

Total Cost: \$31,605.76



Filters: Cost Center Name Not Equal To DoNotReport; Site Name Not Equal To DoNotReport; Billing Period Equal To 200902

# elpaso

Energy CAP

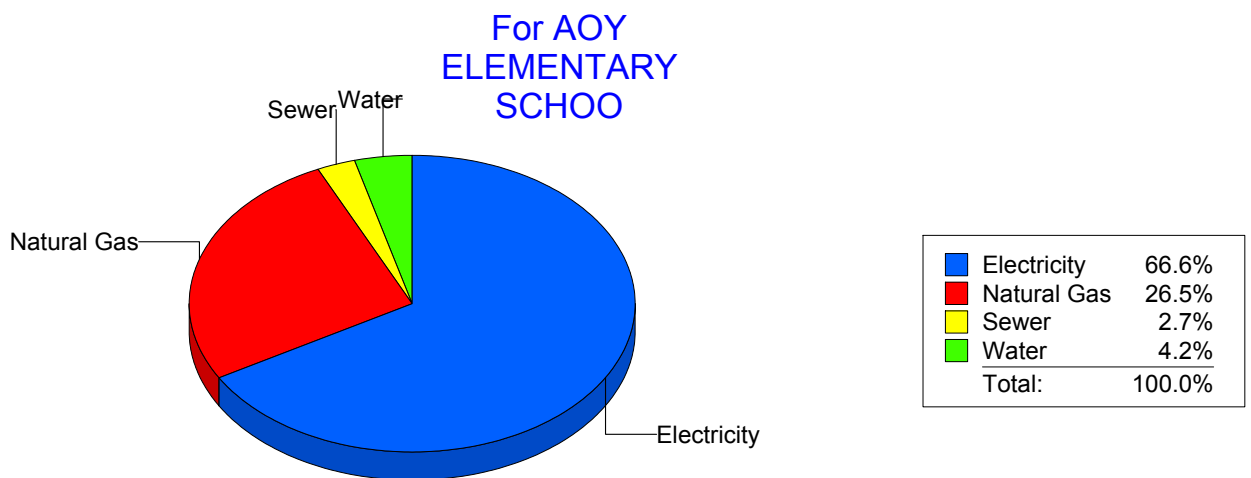
Cost Avoidance Program

## Cost Summary Graph

Grouped by Energy Type

Energy Type	Use	Units	Total Cost	Avg Unit Cost	% of Total Cost
Site: AOY ELEMENTARY SCHOO - AOY ELEMENTARY SCHOO					
Electricity	72,545	KWH	\$8,995.32	0.1240	66.59%
Natural Gas	4,665	CCF	\$3,580.91	0.7676	26.51%
Water	115	CCF	\$563.28	4.8981	4.17%
Sewer	85	CCF	\$369.38	4.3456	2.73%

Total Cost: \$13,508.89



Filters: Cost Center Name Not Equal To DoNotReport; Site Name Not Equal To DoNotReport; Billing Period Equal To 200902

# elpaso

Energy CAP

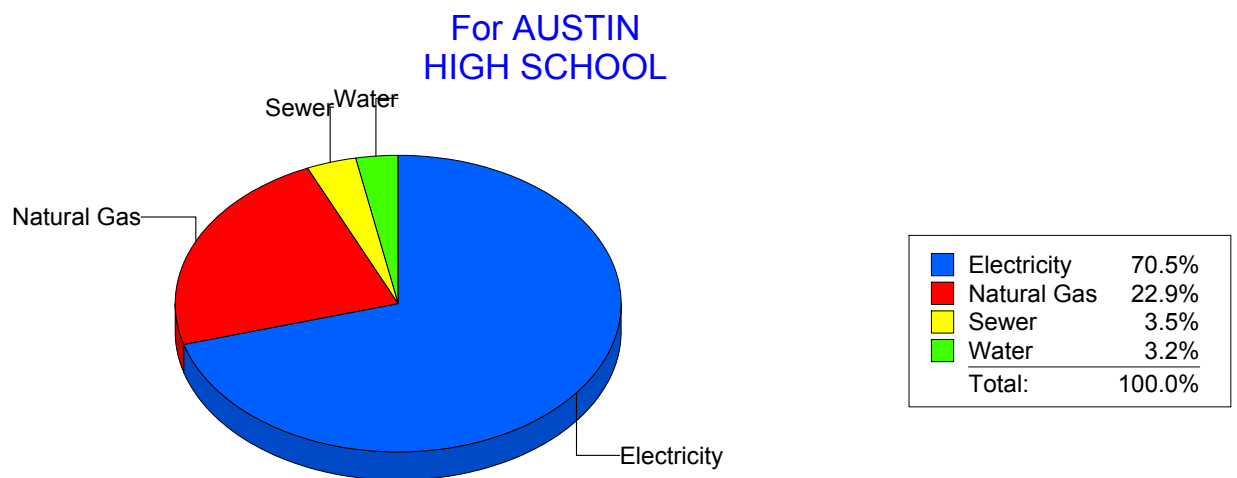
Cost Avoidance Program

## Cost Summary Graph

Grouped by Energy Type

Energy Type	Use	Units	Total Cost	Avg Unit Cost	% of Total Cost
Site: AUSTIN HIGH SCHOOL - AUSTIN HIGH SCHOOL					
Electricity	197,024	KWH	\$23,484.86	0.1192	70.47%
Natural Gas	9,960	CCF	\$7,615.67	0.7646	22.85%
Water	512	CCF	\$1,061.14	2.0725	3.18%
Sewer	484	CCF	\$1,163.06	2.4030	3.49%

**Total Cost:** \$33,324.73



Filters: Cost Center Name Not Equal To DoNotReport; Site Name Not Equal To DoNotReport; Billing Period Equal To 200902

# elpaso

Energy CAP

Cost Avoidance Program

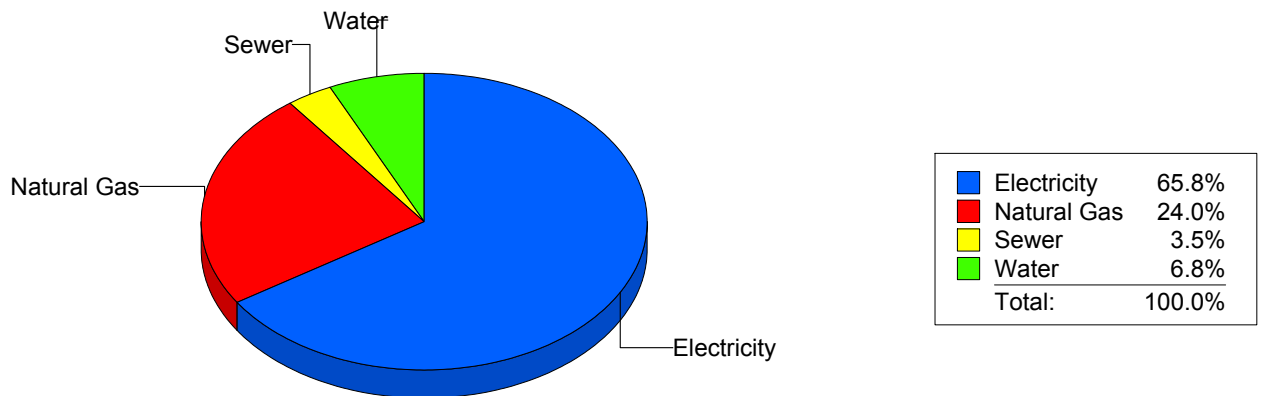
## Cost Summary Graph

Grouped by Energy Type

Energy Type	Use	Units	Total Cost	Avg Unit Cost	% of Total Cost
Site: BARRON - BARRON					
Electricity	52,026	KWH	\$8,324.21	0.1600	65.76%
Natural Gas	3,925	CCF	\$3,032.30	0.7726	23.95%
Water	183	CCF	\$864.06	4.7216	6.83%
Sewer	160	CCF	\$438.39	2.7399	3.46%

Total Cost: \$12,658.96

For BARRON



Filters: Cost Center Name Not Equal To DoNotReport; Site Name Not Equal To DoNotReport; Billing Period Equal To 200902

# elpaso

Energy CAP

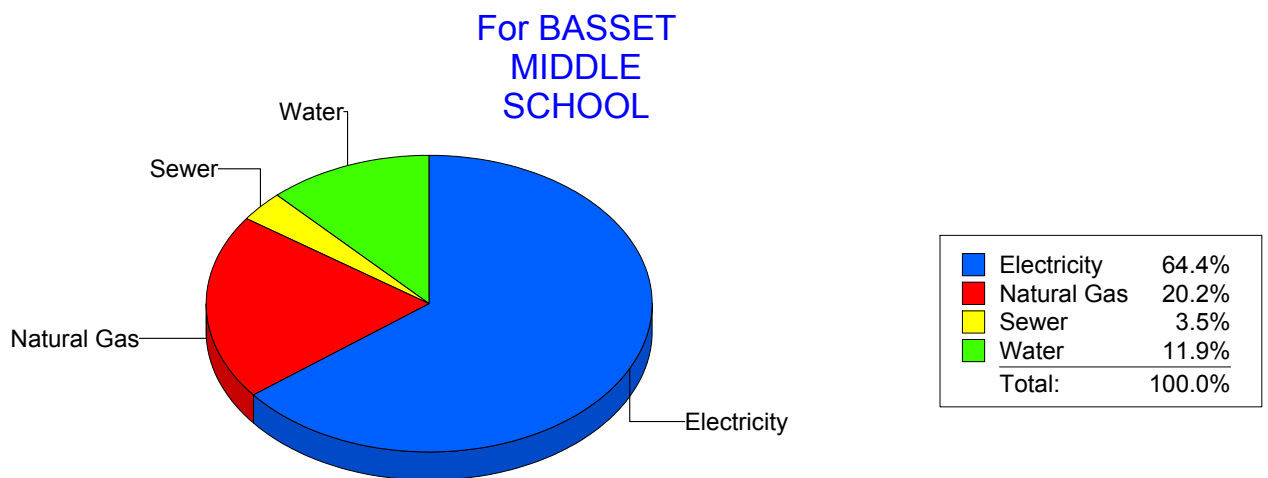
Cost Avoidance Program

## Cost Summary Graph

Grouped by Energy Type

Energy Type	Use	Units	Total Cost	Avg Unit Cost	% of Total Cost
Site: BASSET MIDDLE SCHOOL - BASSET MIDDLE SCHOOL					
Electricity	62,457	KWH	\$9,315.12	0.1491	64.37%
Natural Gas	3,740	CCF	\$2,925.63	0.7823	20.22%
Water	635	CCF	\$1,723.49	2.7142	11.91%
Sewer	291	CCF	\$507.18	1.7429	3.50%

Total Cost: \$14,471.42



Filters: Cost Center Name Not Equal To DoNotReport; Site Name Not Equal To DoNotReport; Billing Period Equal To 200902

# elpaso

Energy CAP

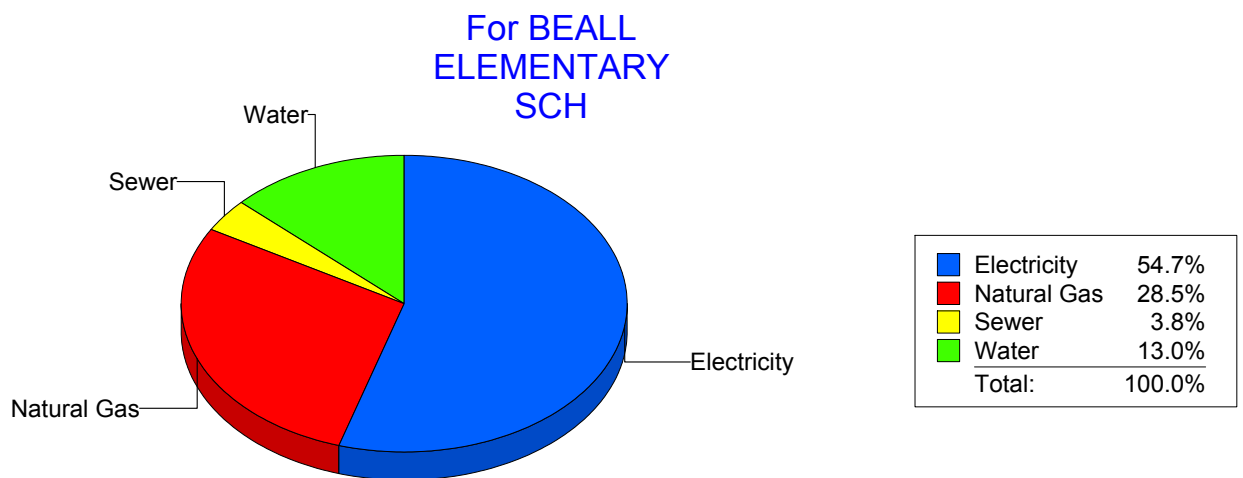
Cost Avoidance Program

## Cost Summary Graph

Grouped by Energy Type

Energy Type	Use	Units	Total Cost	Avg Unit Cost	% of Total Cost
Site: BEALL ELEMENTARY SCH - BEALL ELEMENTARY SCH					
Electricity	23,840	KWH	\$3,061.22	0.1284	54.69%
Natural Gas	2,060	CCF	\$1,595.55	0.7745	28.51%
Water	210	CCF	\$730.38	3.4780	13.05%
Sewer	57	CCF	\$210.00	3.6842	3.75%

**Total Cost:** \$5,597.15



*Filters: Cost Center Name Not Equal To DoNotReport; Site Name Not Equal To DoNotReport; Billing Period Equal To 200902*

# elpaso

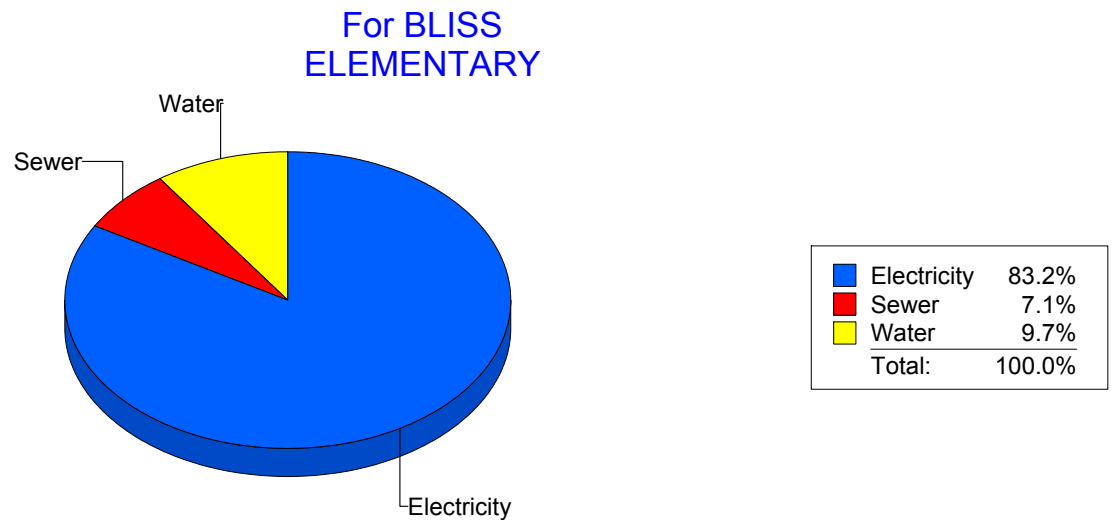
Energy CAP

Cost Avoidance Program

## Cost Summary Graph

Grouped by Energy Type

Energy Type	Use	Units	Total Cost	Avg Unit Cost	% of Total Cost
Site: BLISS ELEMENTARY - BLISS ELEMENTARY					
Electricity	24,000	KWH	\$3,313.67	0.1381	83.21%
Water	181	CCF	\$387.64	2.1417	9.73%
Sewer	113	CCF	\$281.12	2.4878	7.06%
Total Cost:			\$3,982.43		



Filters: Cost Center Name Not Equal To DoNotReport; Site Name Not Equal To DoNotReport; Billing Period Equal To 200902

# elpaso

Energy CAP

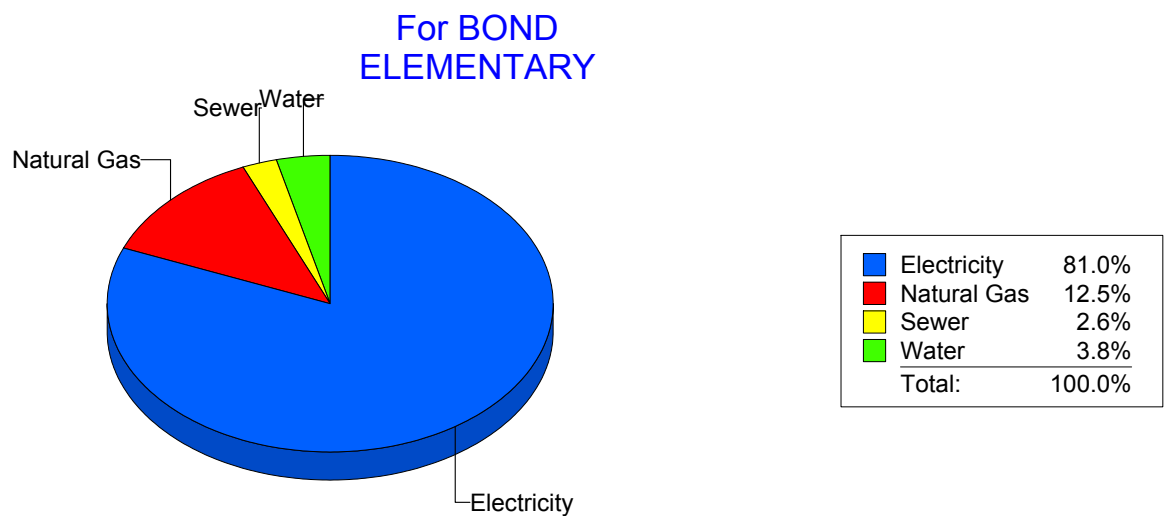
Cost Avoidance Program

## Cost Summary Graph

Grouped by Energy Type

Energy Type	Use	Units	Total Cost	Avg Unit Cost	% of Total Cost
Site: BOND - BOND ELEMENTARY					
Electricity	73,524	KWH	\$10,497.12	0.1428	81.04%
Natural Gas	2,053	CCF	\$1,619.95	0.7891	12.51%
Water	256	CCF	\$496.39	1.9390	3.83%
Sewer	159	CCF	\$339.54	2.1355	2.62%

Total Cost: \$12,953.00



Filters: Cost Center Name Not Equal To DoNotReport; Site Name Not Equal To DoNotReport; Billing Period Equal To 200902

# elpaso

Energy CAP

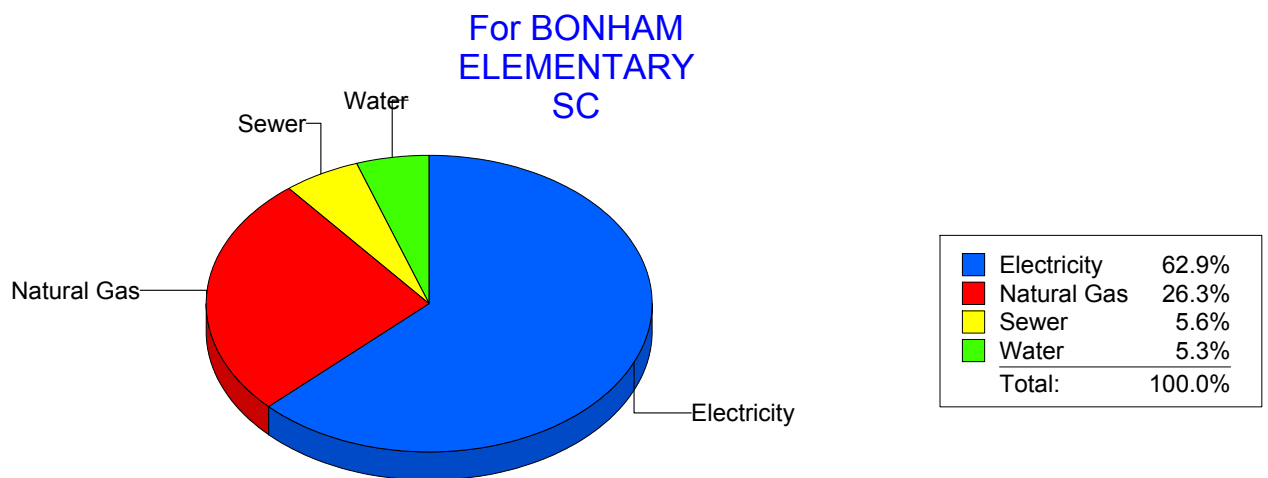
Cost Avoidance Program

## Cost Summary Graph

Grouped by Energy Type

Energy Type	Use	Units	Total Cost	Avg Unit Cost	% of Total Cost
Site: BONHAM ELEMENTARY SC - BONHAM ELEMENTARY SC					
Electricity	25,630	KWH	\$3,893.70	0.1519	62.90%
Natural Gas	2,065	CCF	\$1,625.62	0.7872	26.26%
Water	146	CCF	\$327.34	2.2421	5.29%
Sewer	175	CCF	\$344.08	1.9662	5.56%

**Total Cost:** \$6,190.74



*Filters: Cost Center Name Not Equal To DoNotReport; Site Name Not Equal To DoNotReport; Billing Period Equal To 200902*

# el Paso

Energy CAP

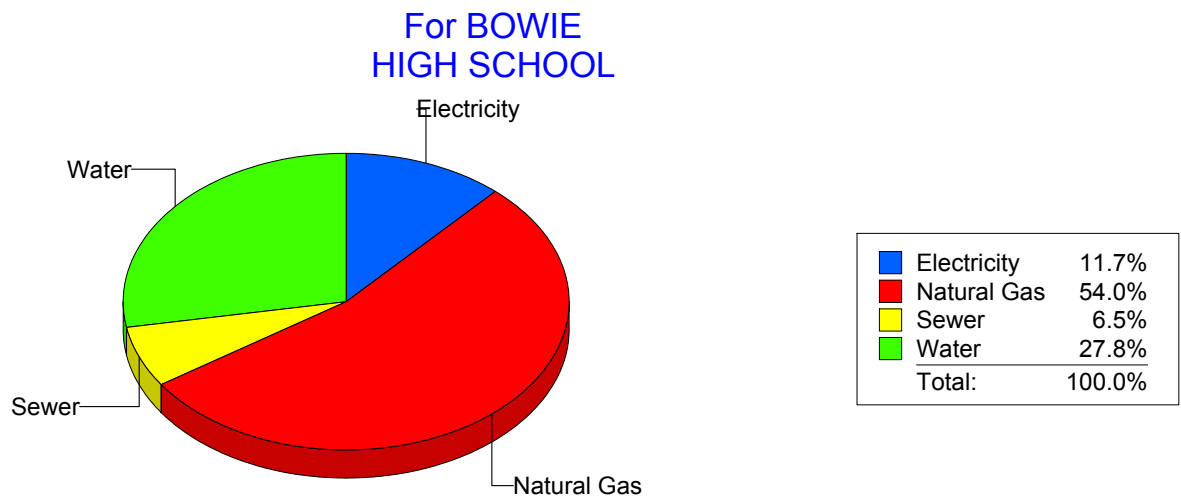
Cost Avoidance Program

## Cost Summary Graph

Grouped by Energy Type

Energy Type	Use	Units	Total Cost	Avg Unit Cost	% of Total Cost
Site: BOWIE HIGH SCHOOL - BOWIE HIGH SCHOOL					
Electricity	15,197	KWH	\$1,817.52	0.1196	11.66%
Natural Gas	11,105	CCF	\$8,419.27	0.7582	54.00%
Water	3,040	CCF	\$4,337.01	1.4266	27.82%
Sewer	477	CCF	\$1,017.59	2.1333	6.53%

**Total Cost:** \$15,591.39



Filters: Cost Center Name Not Equal To DoNotReport; Site Name Not Equal To DoNotReport; Billing Period Equal To 200902

# el Paso

Energy CAP

Cost Avoidance Program

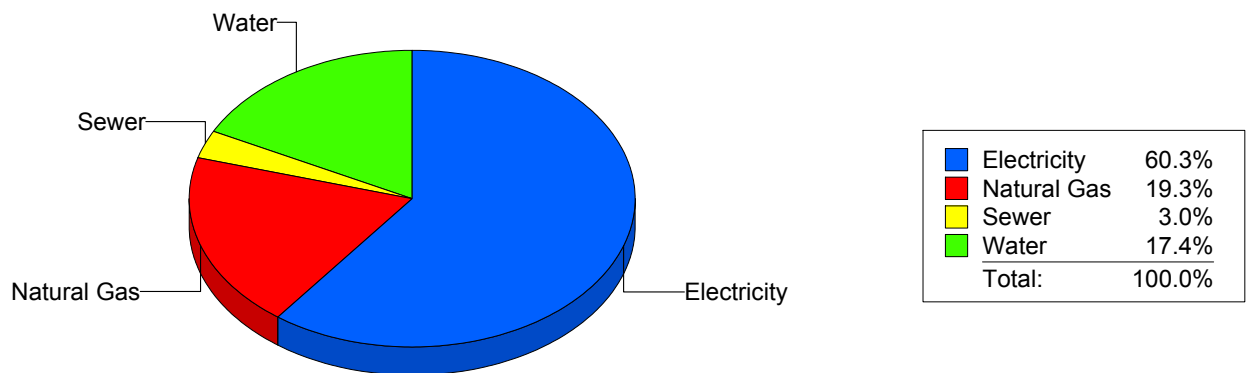
## Cost Summary Graph

Grouped by Energy Type

Energy Type	Use	Units	Total Cost	Avg Unit Cost	% of Total Cost
Site: BRADLEY ELEMENTARY - BRADLEY ELEMENTARY					
Electricity	34,700	KWH	\$4,370.31	0.1259	60.26%
Natural Gas	1,803	CCF	\$1,400.50	0.7768	19.31%
Water	230	CCF	\$1,260.78	5.4817	17.38%
Sewer	7	CCF	\$220.84	31.5486	3.05%

**Total Cost: \$7,252.43**

For BRADLEY  
ELEMENTARY



*Filters: Cost Center Name Not Equal To DoNotReport; Site Name Not Equal To DoNotReport; Billing Period Equal To 200902*

# elpaso

Energy CAP

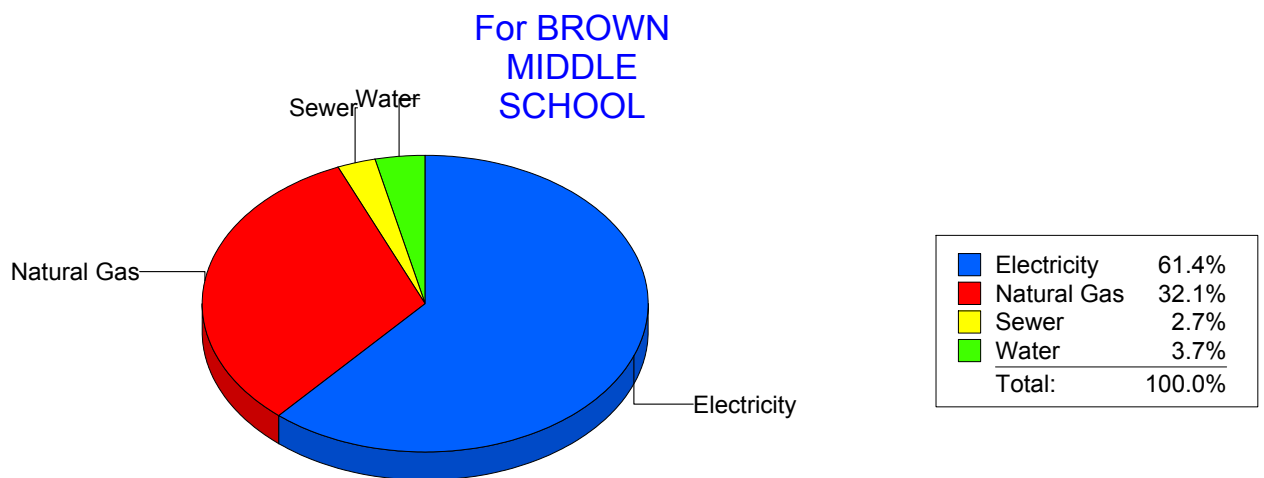
Cost Avoidance Program

## Cost Summary Graph

Grouped by Energy Type

Energy Type	Use	Units	Total Cost	Avg Unit Cost	% of Total Cost
Site: BROWN MIDDLE SCHOOL - BROWN MIDDLE SCHOOL					
Electricity	117,000	KWH	\$13,785.09	0.1178	61.42%
Natural Gas	9,546	CCF	\$7,210.03	0.7553	32.12%
Water	418	CCF	\$835.94	1.9999	3.72%
Sewer	316	CCF	\$613.27	1.9407	2.73%

**Total Cost: \$22,444.33**



Filters: Cost Center Name Not Equal To DoNotReport; Site Name Not Equal To DoNotReport; Billing Period Equal To 200902

# elpaso

Energy CAP

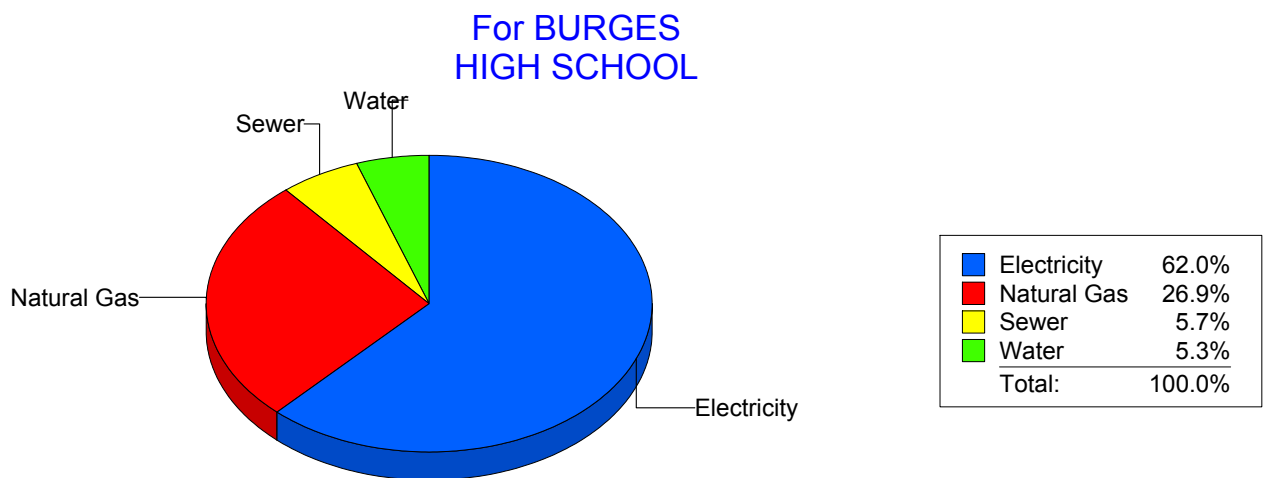
Cost Avoidance Program

## Cost Summary Graph

Grouped by Energy Type

Energy Type	Use	Units	Total Cost	Avg Unit Cost	% of Total Cost
Site: BURGESS HIGH SCHOOL - BURGESS HIGH SCHOOL					
Electricity	114,026	KWH	\$14,304.12	0.1254	62.03%
Natural Gas	8,165	CCF	\$6,206.52	0.7601	26.92%
Water	299	CCF	\$1,222.76	4.0895	5.30%
Sewer	877	CCF	\$1,325.74	1.5117	5.75%

Total Cost: \$23,059.14



Filters: Cost Center Name Not Equal To DoNotReport; Site Name Not Equal To DoNotReport; Billing Period Equal To 200902

# elpaso

Energy CAP

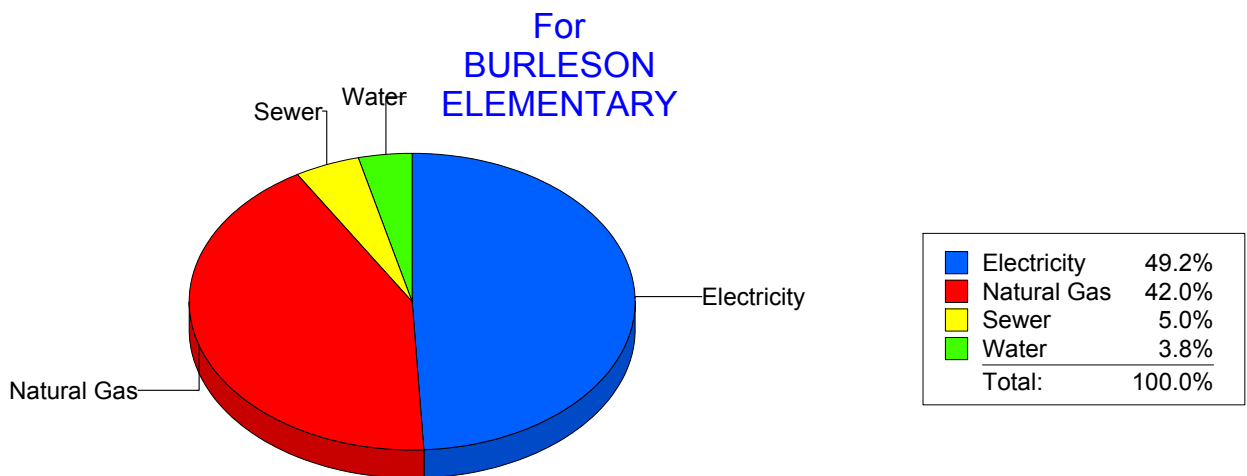
Cost Avoidance Program

## Cost Summary Graph

Grouped by Energy Type

Energy Type	Use	Units	Total Cost	Avg Unit Cost	% of Total Cost
Site: BURLESON ELEMENTARY - BURLESON ELEMENTARY					
Electricity	28,552	KWH	\$3,683.34	0.1290	49.23%
Natural Gas	3,979	CCF	\$3,144.36	0.7902	42.03%
Water	119	CCF	\$281.69	2.3671	3.77%
Sewer	195	CCF	\$372.13	1.9084	4.97%

Total Cost: \$7,481.52



Filters: Cost Center Name Not Equal To DoNotReport; Site Name Not Equal To DoNotReport; Billing Period Equal To 200902

# el Paso

Energy CAP

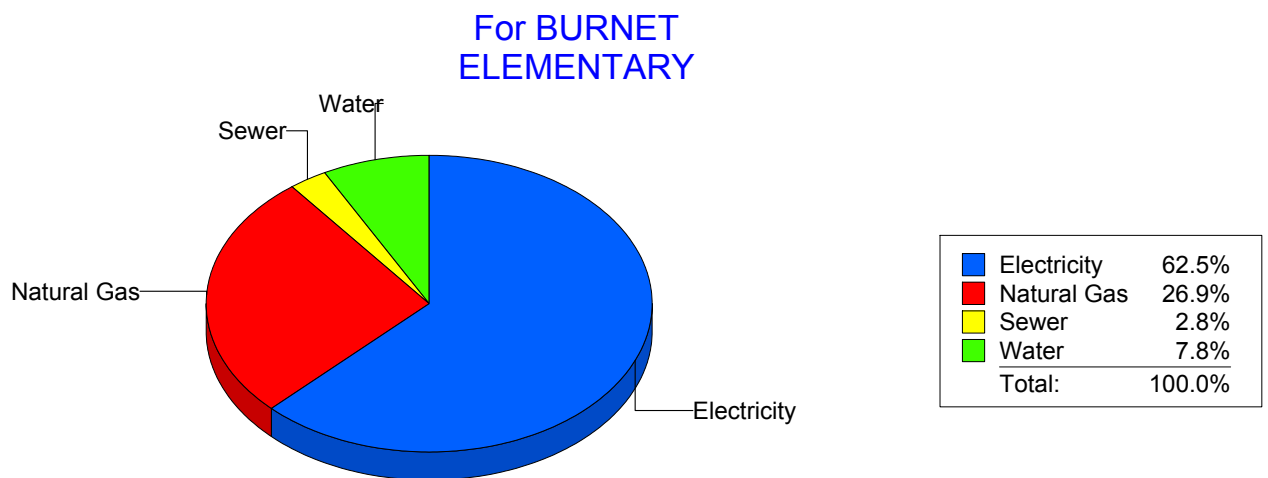
Cost Avoidance Program

## Cost Summary Graph

Grouped by Energy Type

Energy Type	Use	Units	Total Cost	Avg Unit Cost	% of Total Cost
Site: BURNET ELEMENTARY - BURNET ELEMENTARY					
Electricity	23,017	KWH	\$3,629.17	0.1577	62.49%
Natural Gas	1,980	CCF	\$1,564.03	0.7899	26.93%
Water	190	CCF	\$453.18	2.3852	7.80%
Sewer	78	CCF	\$161.30	2.0679	2.78%

Total Cost: \$5,807.68



Filters: Cost Center Name Not Equal To DoNotReport; Site Name Not Equal To DoNotReport; Billing Period Equal To 200902

# elpaso

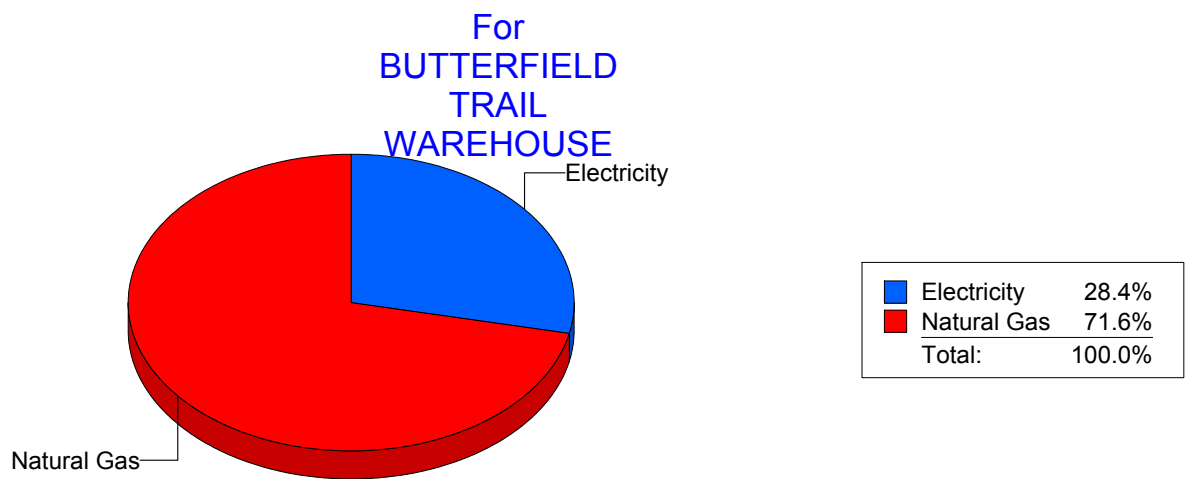
Energy CAP

Cost Avoidance Program

## Cost Summary Graph

Grouped by Energy Type

Energy Type	Use	Units	Total Cost	Avg Unit Cost	% of Total Cost
Site: BUTTERFIELDTRAILWAREHOUSE - BUTTERFIELD TRAIL WAREHOUSE					
Electricity	3,400	KWH	\$539.77	0.1588	28.36%
Natural Gas	1,754	CCF	\$1,363.32	0.7773	71.64%
Total Cost:			\$1,903.09		



Filters: Cost Center Name Not Equal To DoNotReport; Site Name Not Equal To DoNotReport; Billing Period Equal To 200902

# elpaso

Energy CAP

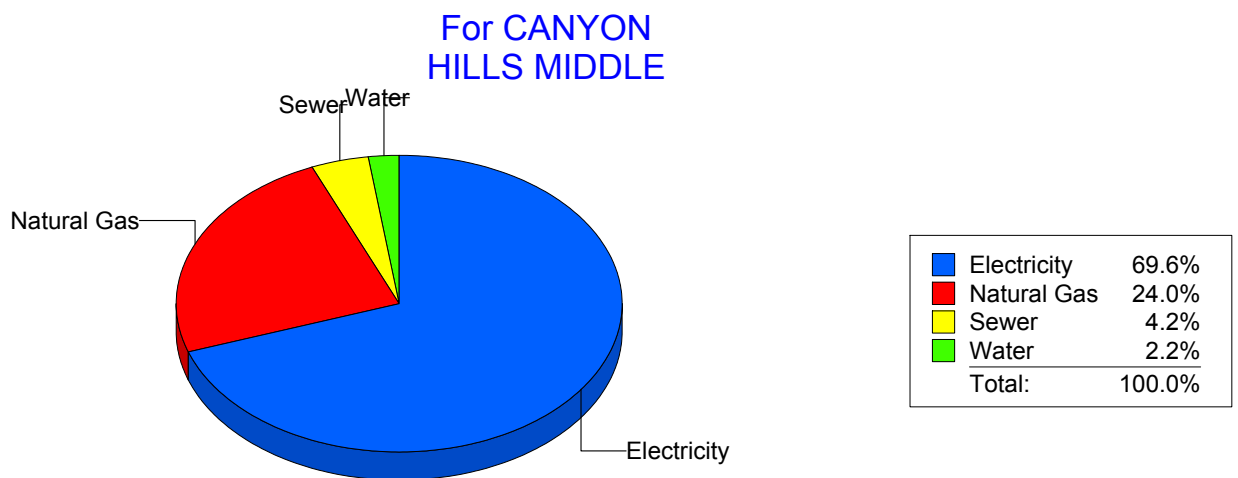
Cost Avoidance Program

## Cost Summary Graph

Grouped by Energy Type

Energy Type	Use	Units	Total Cost	Avg Unit Cost	% of Total Cost
Site: CANYON HILLS MIDDLE - CANYON HILLS MIDDLE					
Electricity	56,100	KWH	\$9,943.45	0.1772	69.61%
Natural Gas	4,458	CCF	\$3,425.86	0.7685	23.98%
Water	80	CCF	\$309.48	3.8685	2.17%
Sewer	310	CCF	\$605.65	1.9537	4.24%

**Total Cost: \$14,284.44**



Filters: Cost Center Name Not Equal To DoNotReport; Site Name Not Equal To DoNotReport; Billing Period Equal To 200902

# elpaso

Energy CAP

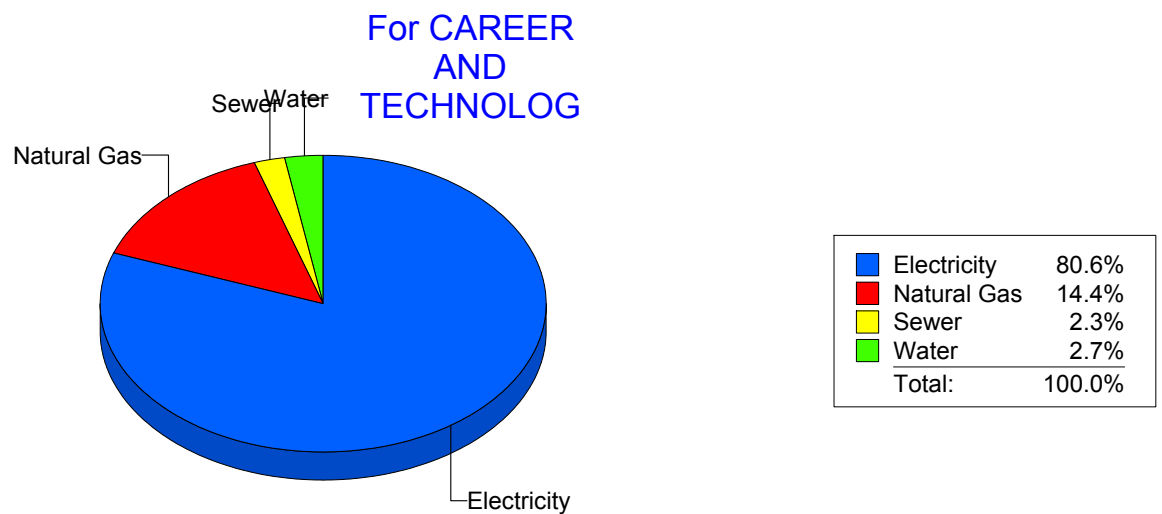
Cost Avoidance Program

## Cost Summary Graph

Grouped by Energy Type

Energy Type	Use	Units	Total Cost	Avg Unit Cost	% of Total Cost
Site: CAREER AND TECHNOLOG - CAREER AND TECHNOLOG					
Electricity	100,650	KWH	\$12,819.22	0.1274	80.60%
Natural Gas	2,976	CCF	\$2,290.74	0.7697	14.40%
Water	163	CCF	\$427.63	2.6235	2.69%
Sewer	142	CCF	\$367.43	2.5875	2.31%

Total Cost: \$15,905.02



Filters: Cost Center Name Not Equal To DoNotReport; Site Name Not Equal To DoNotReport; Billing Period Equal To 200902

# el Paso

Energy CAP

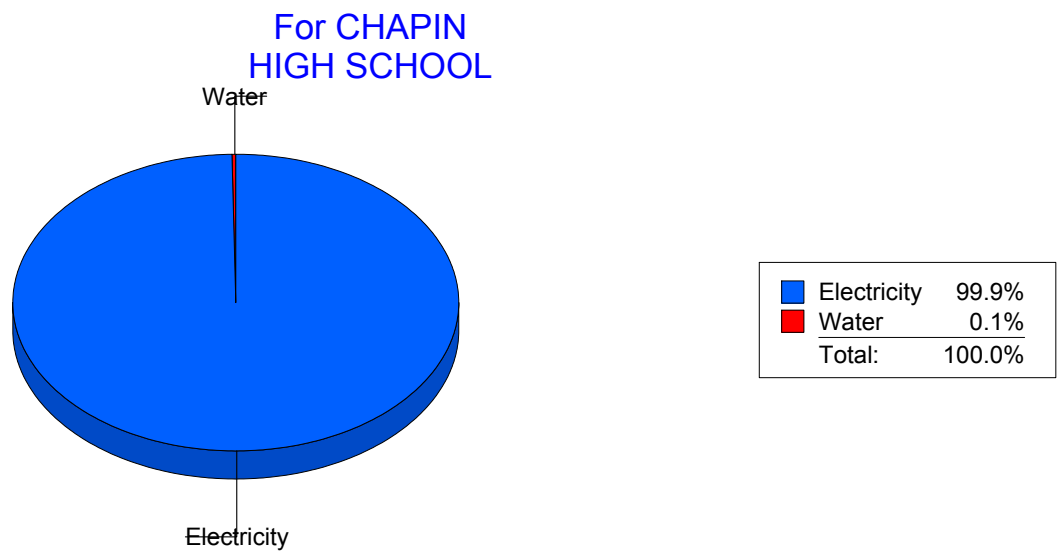
Cost Avoidance Program

## Cost Summary Graph

Grouped by Energy Type

Energy Type	Use	Units	Total Cost	Avg Unit Cost	% of Total Cost
Site: CHAPIN HIGH SCHOOL - CHAPIN HIGH SCHOOL					
Electricity	227,652	KWH	\$30,009.01	0.1318	99.85%
Water	0	CCF	\$43.66	0.0000	0.15%

Total Cost: \$30,052.67



Filters: Cost Center Name Not Equal To DoNotReport; Site Name Not Equal To DoNotReport; Billing Period Equal To 200902

# elpaso

Energy CAP

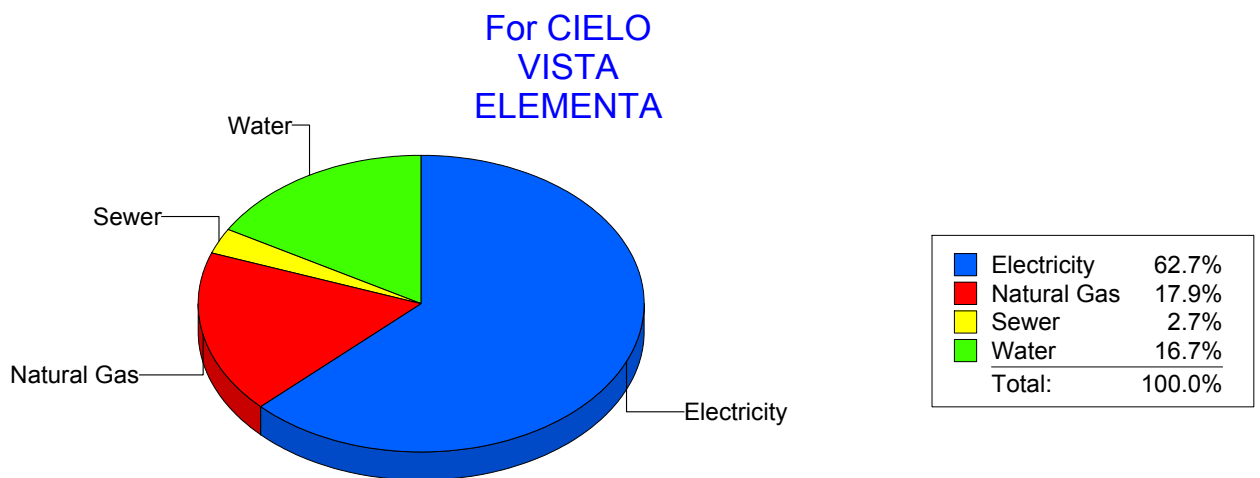
Cost Avoidance Program

## Cost Summary Graph

Grouped by Energy Type

Energy Type	Use	Units	Total Cost	Avg Unit Cost	% of Total Cost
<b>Site: CIELO VISTA ELEMENTA - CIELO VISTA ELEMENTA</b>					
Electricity	41,180	KWH	\$6,085.44	0.1478	62.69%
Natural Gas	2,202	CCF	\$1,735.49	0.7881	17.88%
Water	403	CCF	\$1,621.55	4.0237	16.71%
Sewer	100	CCF	\$264.21	2.6421	2.72%

**Total Cost: \$9,706.69**



*Filters: Cost Center Name Not Equal To DoNotReport; Site Name Not Equal To DoNotReport; Billing Period Equal To 200902*

# el Paso

Energy CAP

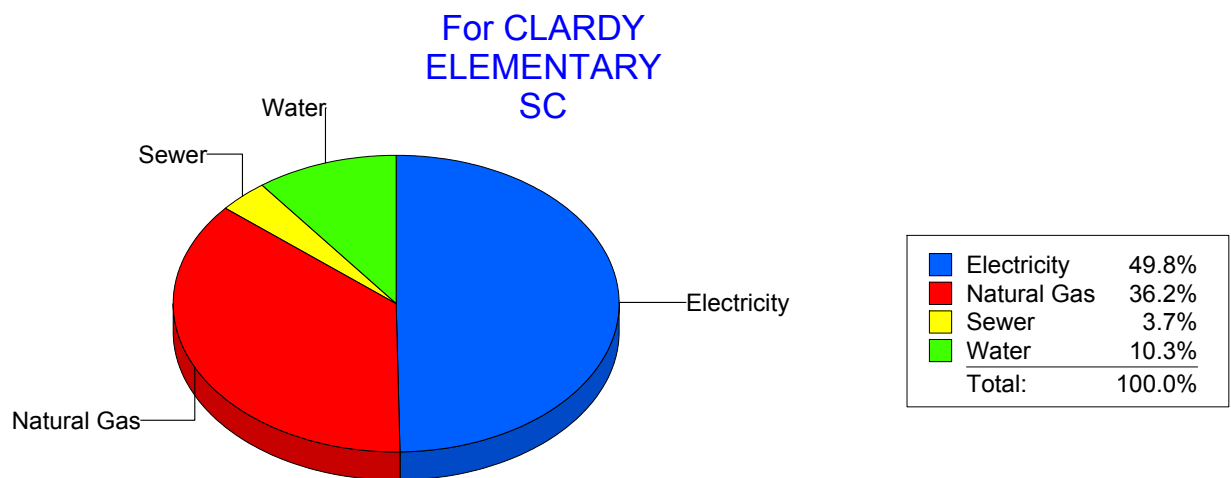
Cost Avoidance Program

## Cost Summary Graph

Grouped by Energy Type

Energy Type	Use	Units	Total Cost	Avg Unit Cost	% of Total Cost
Site: CLARDY ELEMENTARY SC - CLARDY ELEMENTARY SC					
Electricity	31,696	KWH	\$4,413.05	0.1392	49.81%
Natural Gas	4,160	CCF	\$3,211.78	0.7721	36.25%
Water	296	CCF	\$909.70	3.0733	10.27%
Sewer	99	CCF	\$325.58	3.2887	3.67%

Total Cost: \$8,860.11



Filters: Cost Center Name Not Equal To DoNotReport; Site Name Not Equal To DoNotReport; Billing Period Equal To 200902

# elpaso

Energy CAP

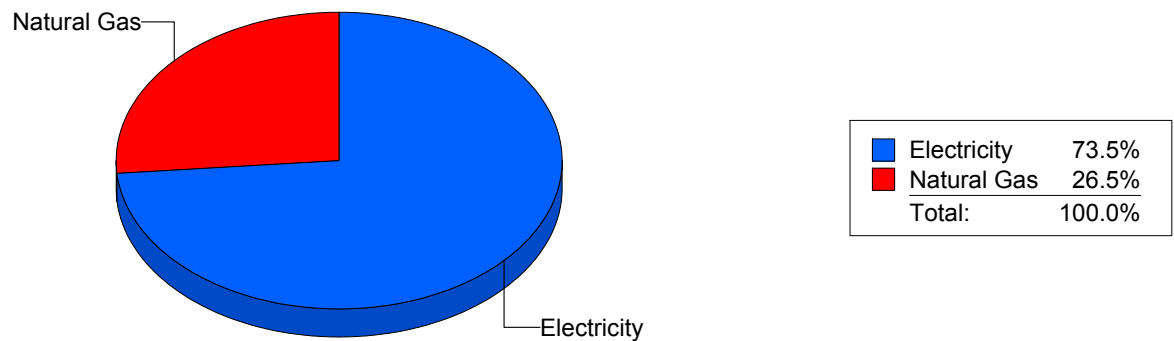
Cost Avoidance Program

## Cost Summary Graph

Grouped by Energy Type

Energy Type	Use	Units	Total Cost	Avg Unit Cost	% of Total Cost
Site: CLENDININ - CLENDININ					
Electricity	46,250	KWH	\$6,712.53	0.1451	73.48%
Natural Gas	3,152	CCF	\$2,422.76	0.7686	26.52%
Total Cost:			\$9,135.29		

For CLENDININ



Filters: Cost Center Name Not Equal To DoNotReport; Site Name Not Equal To DoNotReport; Billing Period Equal To 200902

# el paso

Energy CAP

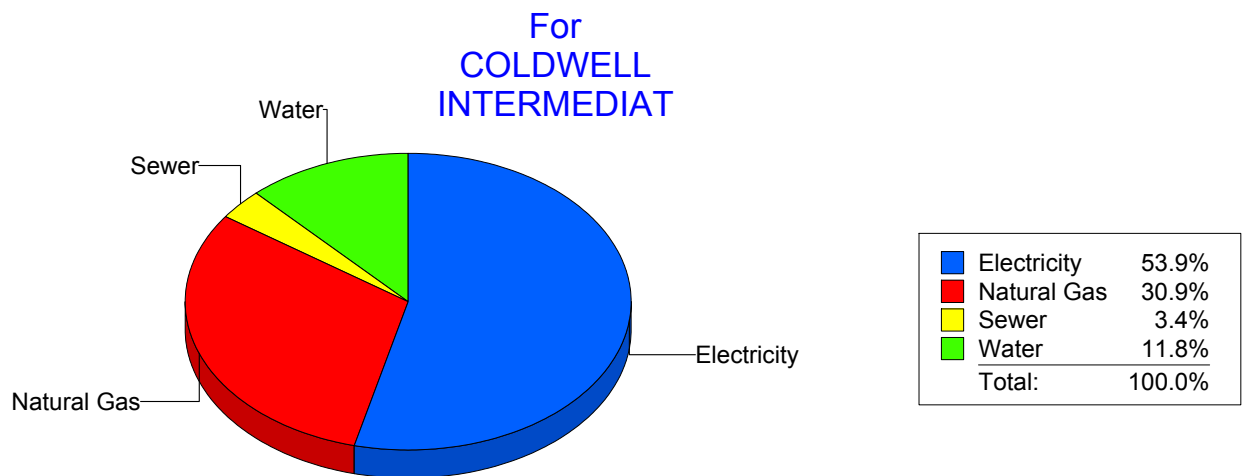
Cost Avoidance Program

## Cost Summary Graph

Grouped by Energy Type

Energy Type	Use	Units	Total Cost	Avg Unit Cost	% of Total Cost
Site: COLDWELL INTERMEDIAT - COLDWELL INTERMEDIAT					
Electricity	23,552	KWH	\$3,123.71	0.1326	53.88%
Natural Gas	2,278	CCF	\$1,791.01	0.7862	30.89%
Water	161	CCF	\$686.83	4.2660	11.85%
Sewer	66	CCF	\$195.54	2.9627	3.37%

Total Cost: \$5,797.09



Filters: Cost Center Name Not Equal To DoNotReport; Site Name Not Equal To DoNotReport; Billing Period Equal To 200902

# elpaso

Energy CAP

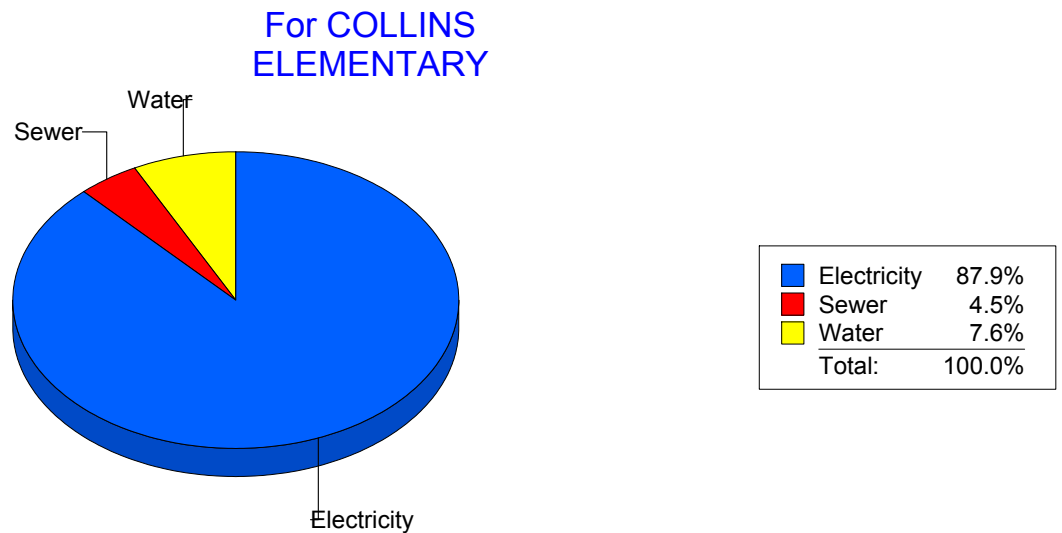
Cost Avoidance Program

## Cost Summary Graph

Grouped by Energy Type

Energy Type	Use	Units	Total Cost	Avg Unit Cost	% of Total Cost
Site: COLLINS ELEMENTARY - COLLINS ELEMENTARY					
Electricity	58,950	KWH	\$7,488.89	0.1270	87.92%
Water	272	CCF	\$644.78	2.3705	7.57%
Sewer	194	CCF	\$383.99	1.9793	4.51%

**Total Cost:** \$8,517.66



Filters: Cost Center Name Not Equal To DoNotReport; Site Name Not Equal To DoNotReport; Billing Period Equal To 200902

# elpaso

Energy CAP

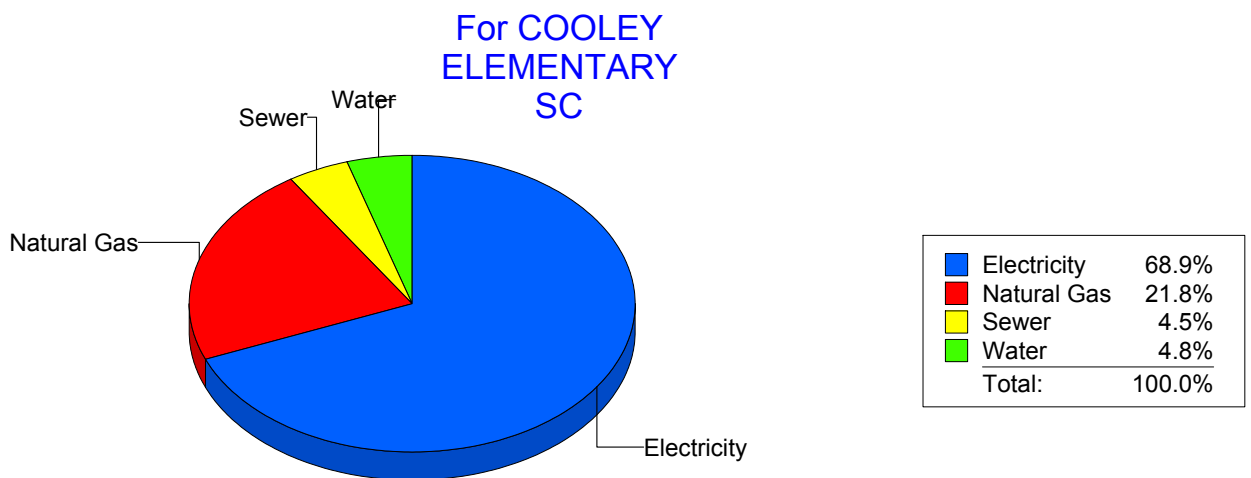
Cost Avoidance Program

## Cost Summary Graph

Grouped by Energy Type

Energy Type	Use	Units	Total Cost	Avg Unit Cost	% of Total Cost
Site: COOLEY ELEMENTARY SC - COOLEY ELEMENTARY SC					
Electricity	58,000	KWH	\$8,139.63	0.1403	68.89%
Natural Gas	3,360	CCF	\$2,578.49	0.7674	21.82%
Water	191	CCF	\$569.71	2.9828	4.82%
Sewer	170	CCF	\$527.47	3.1028	4.46%

Total Cost: \$11,815.30



Filters: Cost Center Name Not Equal To DoNotReport; Site Name Not Equal To DoNotReport; Billing Period Equal To 200902

**el Paso**

Energy CAP

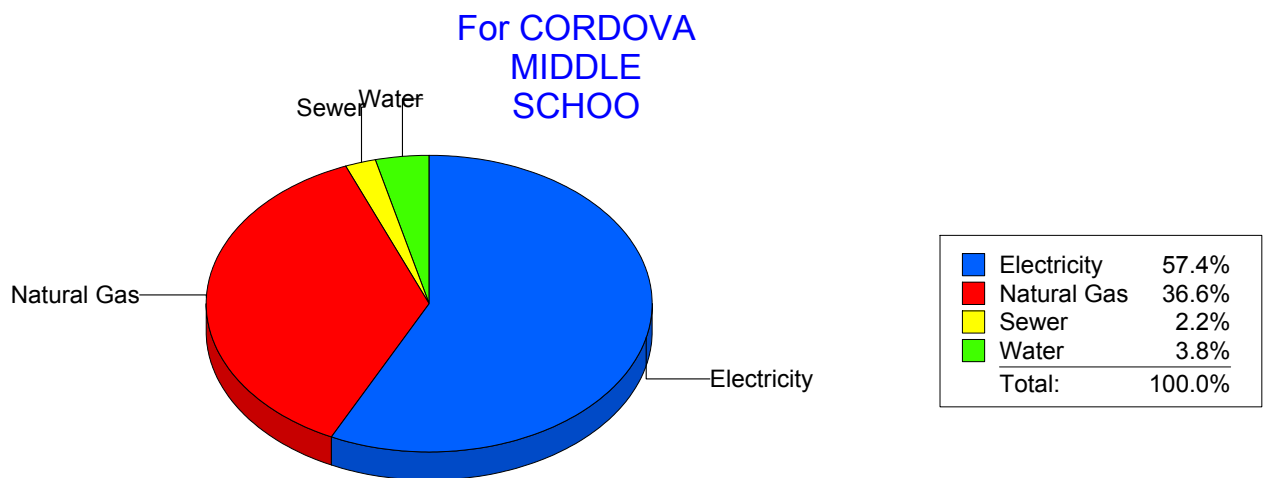
Cost Avoidance Program

**Cost Summary Graph**

Grouped by Energy Type

Energy Type	Use	Units	Total Cost	Avg Unit Cost	% of Total Cost
<b>Site: CORDOVA MIDDLE SCHOO - CORDOVA MIDDLE SCHOO</b>					
Electricity	82,500	KWH	\$10,212.54	0.1238	57.36%
Natural Gas	8,627	CCF	\$6,521.97	0.7560	36.63%
Water	265	CCF	\$678.76	2.5614	3.81%
Sewer	141	CCF	\$391.02	2.7732	2.20%

**Total Cost: \$17,804.29**



*Filters: Cost Center Name Not Equal To DoNotReport; Site Name Not Equal To DoNotReport; Billing Period Equal To 200902*

**elpaso**

Energy CAP

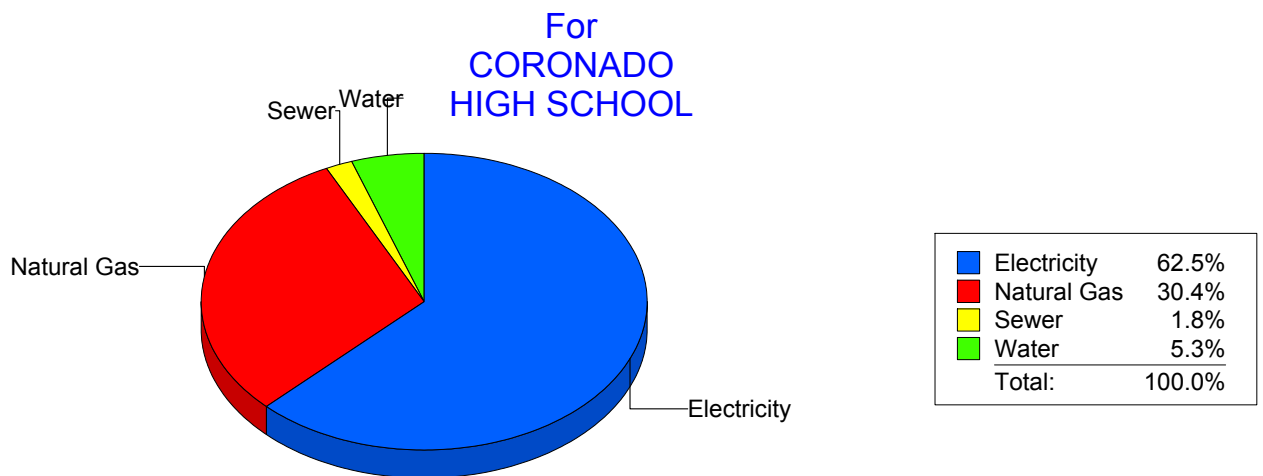
Cost Avoidance Program

**Cost Summary Graph**

Grouped by Energy Type

Energy Type	Use	Units	Total Cost	Avg Unit Cost	% of Total Cost
<b>Site: CORONADO HIGH SCHOOL - CORONADO HIGH SCHOOL</b>					
Electricity	234,532	KWH	\$29,254.65	0.1247	62.54%
Natural Gas	18,807	CCF	\$14,201.67	0.7551	30.36%
Water	1,443	CCF	\$2,468.52	1.7107	5.28%
Sewer	446	CCF	\$850.72	1.9074	1.82%

**Total Cost: \$46,775.56**



*Filters: Cost Center Name Not Equal To DoNotReport; Site Name Not Equal To DoNotReport; Billing Period Equal To 200902*

# elpaso

Energy CAP

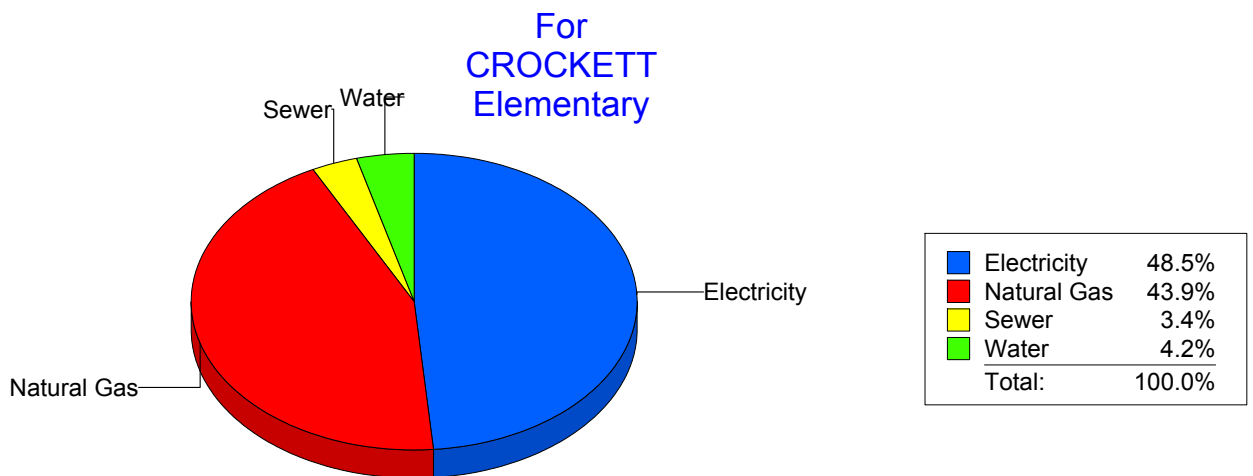
Cost Avoidance Program

## Cost Summary Graph

Grouped by Energy Type

Energy Type	Use	Units	Total Cost	Avg Unit Cost	% of Total Cost
<b>Site: CROCKETT - CROCKETT Elementary</b>					
Electricity	15,200	KWH	\$3,576.85	0.2353	48.52%
Natural Gas	4,241	CCF	\$3,238.11	0.7635	43.92%
Water	97	CCF	\$308.22	3.1775	4.18%
Sewer	98	CCF	\$248.94	2.5402	3.38%

**Total Cost: \$7,372.12**



*Filters: Cost Center Name Not Equal To DoNotReport; Site Name Not Equal To DoNotReport; Billing Period Equal To 200902*

# elpaso

Energy CAP

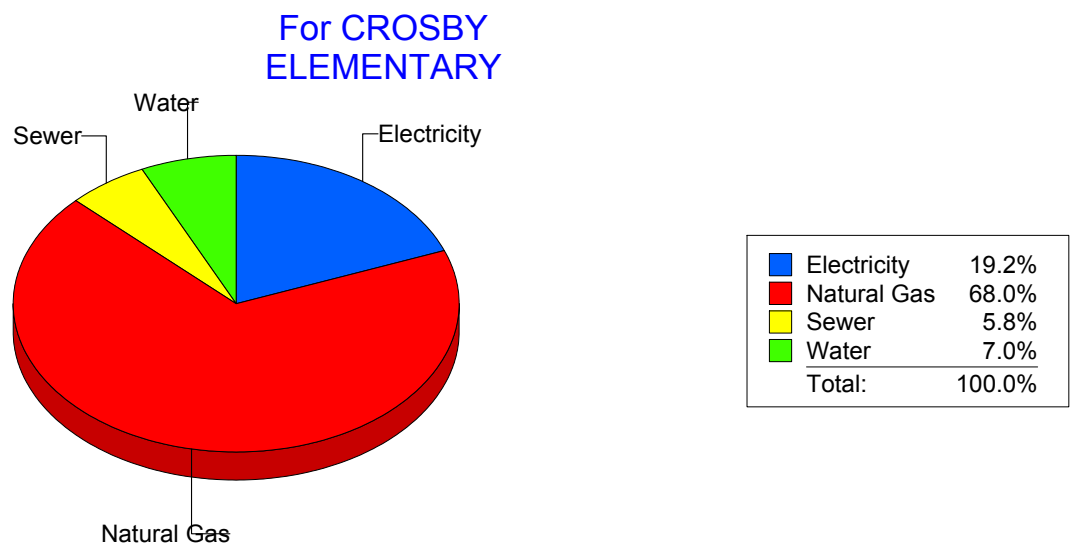
Cost Avoidance Program

## Cost Summary Graph

Grouped by Energy Type

Energy Type	Use	Units	Total Cost	Avg Unit Cost	% of Total Cost
<b>Site: CROSBY ELEMENTARY - CROSBY ELEMENTARY</b>					
Electricity	35,416	KWH	\$810.12	0.0229	19.20%
Natural Gas	3,699	CCF	\$2,868.79	0.7756	68.00%
Water	117	CCF	\$294.91	2.5206	6.99%
Sewer	95	CCF	\$245.13	2.5803	5.81%

**Total Cost: \$4,218.95**



*Filters: Cost Center Name Not Equal To DoNotReport; Site Name Not Equal To DoNotReport; Billing Period Equal To 200902*

# elpaso

Energy CAP

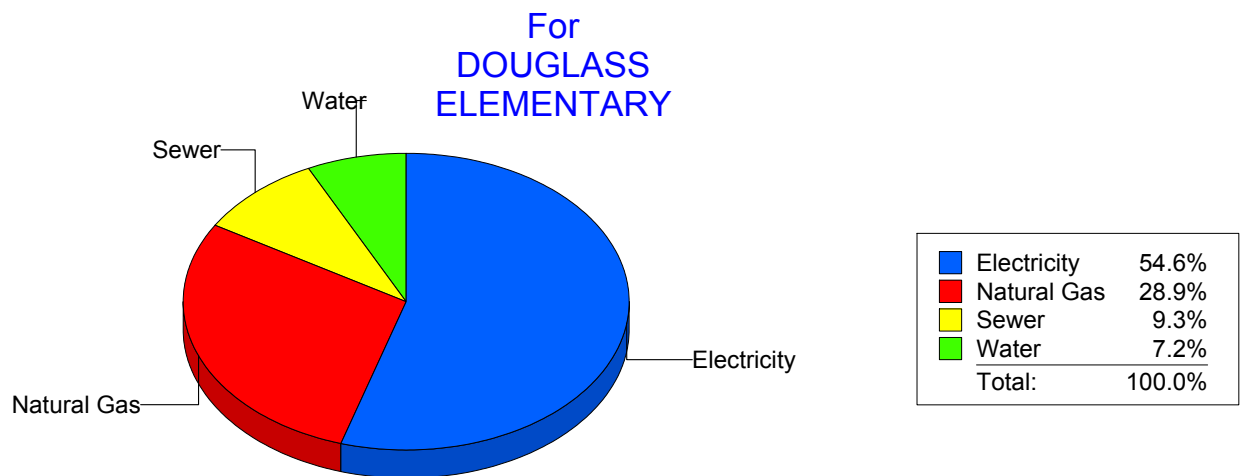
Cost Avoidance Program

## Cost Summary Graph

Grouped by Energy Type

Energy Type	Use	Units	Total Cost	Avg Unit Cost	% of Total Cost
Site: DOUGLASS ELEMENTARY - DOUGLASS ELEMENTARY					
Electricity	38,054	KWH	\$4,812.66	0.1265	54.64%
Natural Gas	2,271	CCF	\$2,542.28	1.1195	28.86%
Water	334	CCF	\$633.46	1.8966	7.19%
Sewer	336	CCF	\$819.50	2.4390	9.30%

Total Cost: \$8,807.90



Filters: Cost Center Name Not Equal To DoNotReport; Site Name Not Equal To DoNotReport; Billing Period Equal To 200902

# elpaso

Energy CAP

Cost Avoidance Program

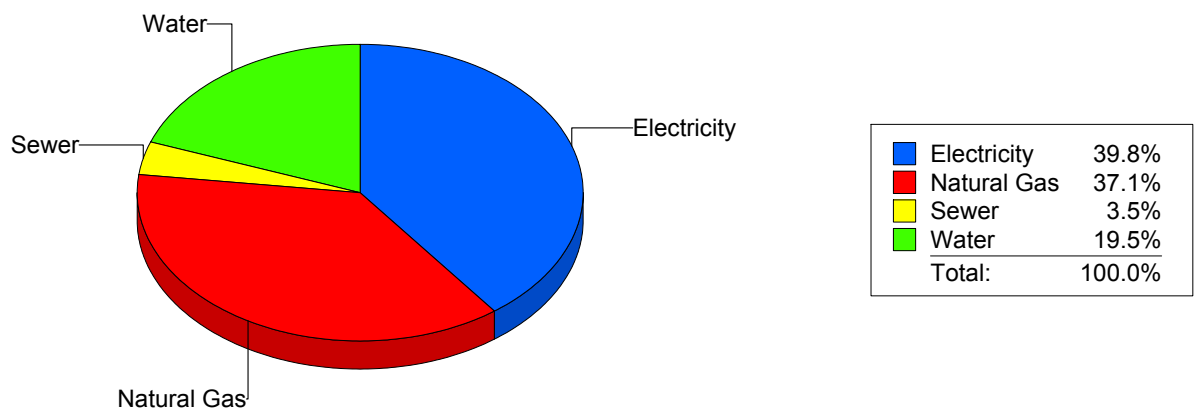
## Cost Summary Graph

Grouped by Energy Type

Energy Type	Use	Units	Total Cost	Avg Unit Cost	% of Total Cost
Site: DOWELL ELEMENTARY - DOWELL ELEMENTARY					
Electricity	28,898	KWH	\$3,589.31	0.1242	39.85%
Natural Gas	4,378	CCF	\$3,341.01	0.7631	37.09%
Water	818	CCF	\$1,758.74	2.1500	19.52%
Sewer	212	CCF	\$318.72	1.5034	3.54%

**Total Cost: \$9,007.78**

For DOWELL  
ELEMENTARY



Filters: Cost Center Name Not Equal To DoNotReport; Site Name Not Equal To DoNotReport; Billing Period Equal To 200902

# elpaso

Energy CAP

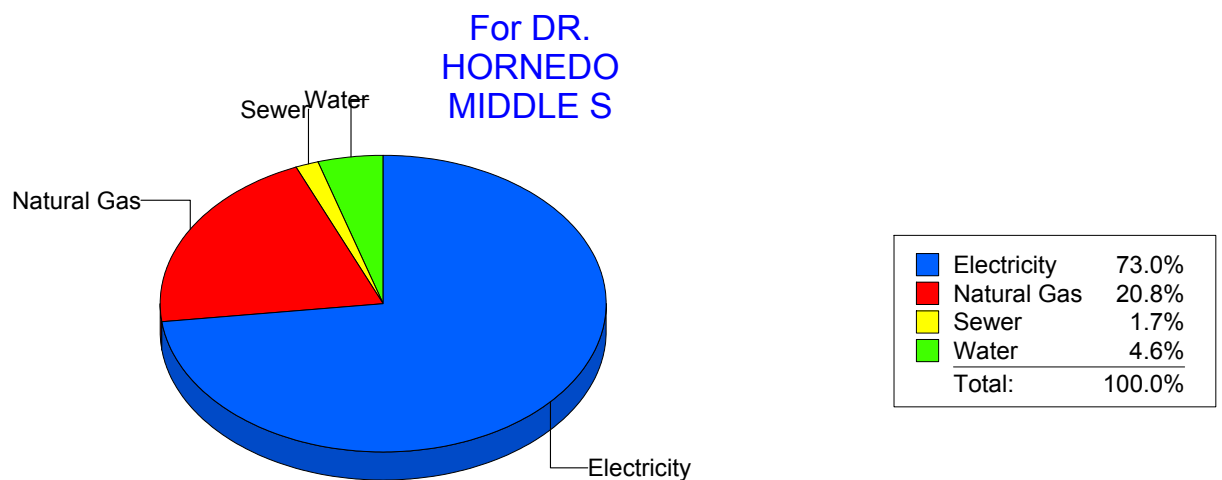
Cost Avoidance Program

## Cost Summary Graph

Grouped by Energy Type

Energy Type	Use	Units	Total Cost	Avg Unit Cost	% of Total Cost
Site: DR. HORNEDO MIDDLE S - DR. HORNEDO MIDDLE S					
Electricity	153,000	KWH	\$18,959.93	0.1239	72.97%
Natural Gas	7,123	CCF	\$5,395.90	0.7575	20.77%
Water	889	CCF	\$1,197.53	1.3471	4.61%
Sewer	172	CCF	\$430.39	2.5023	1.66%

**Total Cost:** \$25,983.75



Filters: Cost Center Name Not Equal To DoNotReport; Site Name Not Equal To DoNotReport; Billing Period Equal To 200902

# el Paso

Energy CAP

Cost Avoidance Program

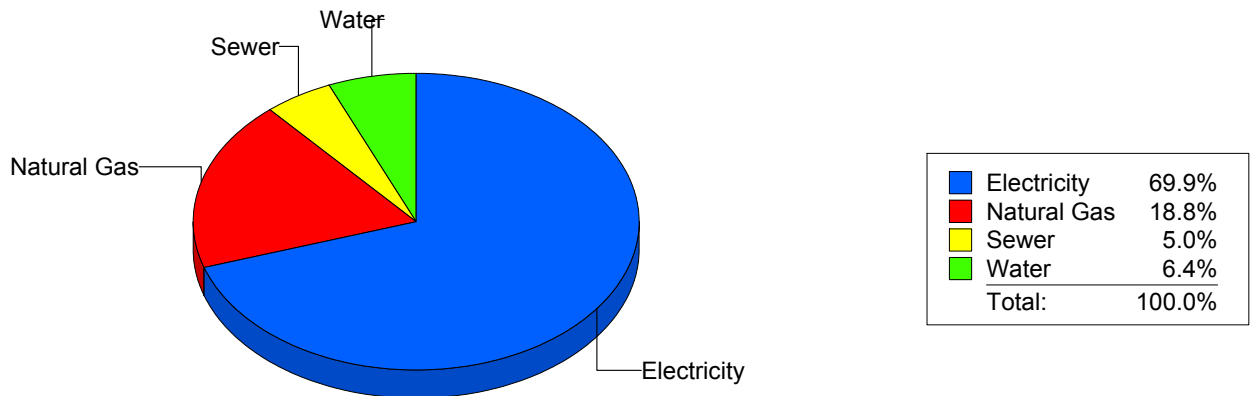
## Cost Summary Graph

Grouped by Energy Type

Energy Type	Use	Units	Total Cost	Avg Unit Cost	% of Total Cost
Site: DR. L.A. NIXON ELEME - DR. L.A. NIXON ELEME					
Electricity	55,000	KWH	\$6,924.17	0.1259	69.88%
Natural Gas	2,377	CCF	\$1,862.03	0.7834	18.79%
Water	277	CCF	\$631.78	2.2808	6.38%
Sewer	190	CCF	\$490.63	2.5823	4.95%

Total Cost: \$9,908.61

For DR. L.A.  
NIXON ELEME



Filters: Cost Center Name Not Equal To DoNotReport; Site Name Not Equal To DoNotReport; Billing Period Equal To 200902

# elpaso

Energy CAP

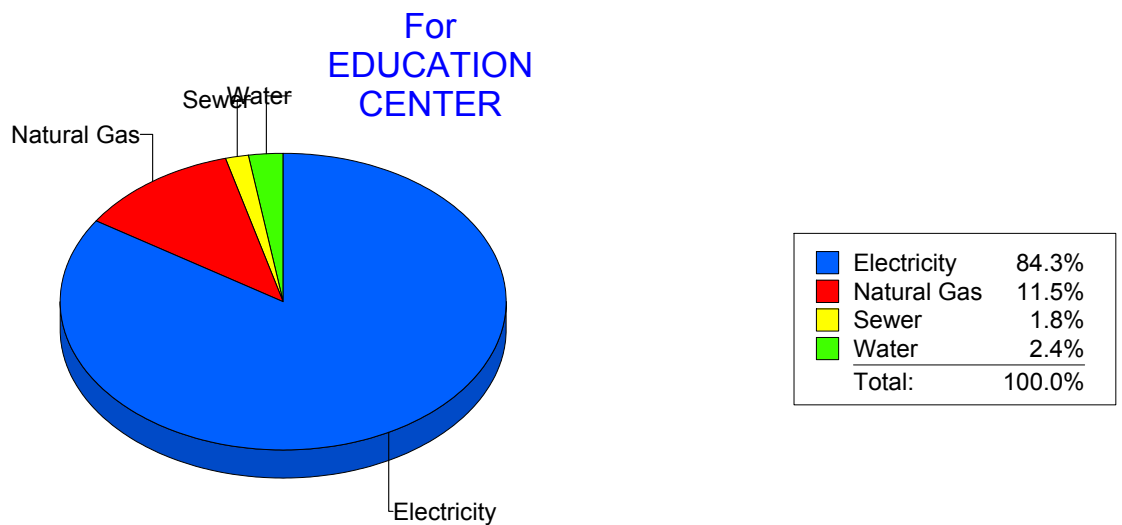
Cost Avoidance Program

## Cost Summary Graph

Grouped by Energy Type

Energy Type	Use	Units	Total Cost	Avg Unit Cost	% of Total Cost
Site: EDUCATION CENTER - EDUCATION CENTER					
Electricity	307,515	KWH	\$34,859.52	0.1134	84.29%
Natural Gas	6,273	CCF	\$4,759.49	0.7587	11.51%
Water	386	CCF	\$989.01	2.5622	2.39%
Sewer	294	CCF	\$747.19	2.5415	1.81%

Total Cost: \$41,355.21



Filters: Cost Center Name Not Equal To DoNotReport; Site Name Not Equal To DoNotReport; Billing Period Equal To 200902

# elpaso

Energy CAP

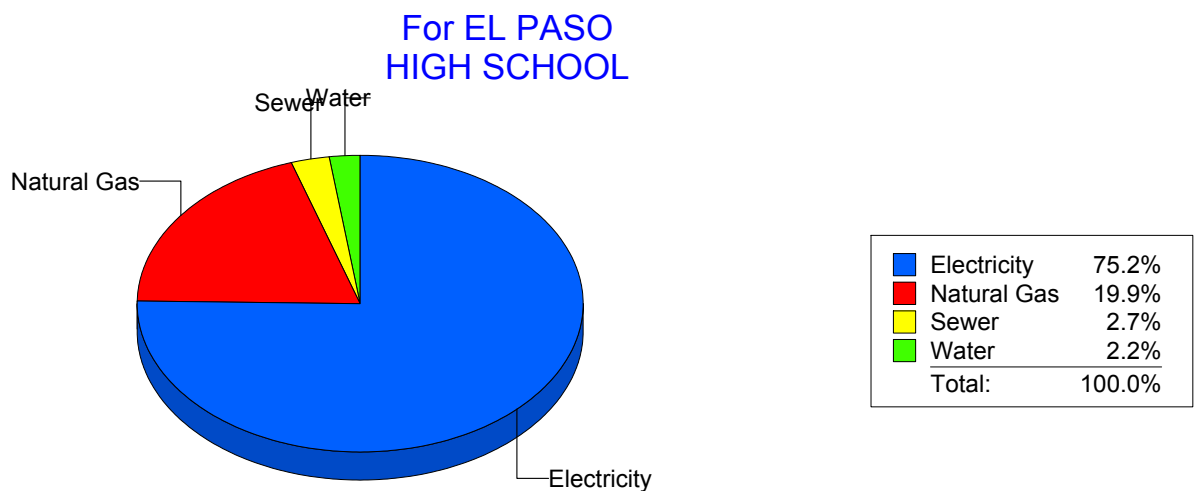
Cost Avoidance Program

## Cost Summary Graph

Grouped by Energy Type

Energy Type	Use	Units	Total Cost	Avg Unit Cost	% of Total Cost
Site: EL PASO HIGH SCHOOL - EL PASO HIGH SCHOOL					
Electricity	153,703	KWH	\$21,404.55	0.1393	75.18%
Natural Gas	7,236	CCF	\$5,666.30	0.7831	19.90%
Water	171	CCF	\$619.18	3.6209	2.17%
Sewer	340	CCF	\$781.36	2.2981	2.74%

**Total Cost:** \$28,471.39



Filters: Cost Center Name Not Equal To DoNotReport; Site Name Not Equal To DoNotReport; Billing Period Equal To 200902

# elpaso

Energy CAP

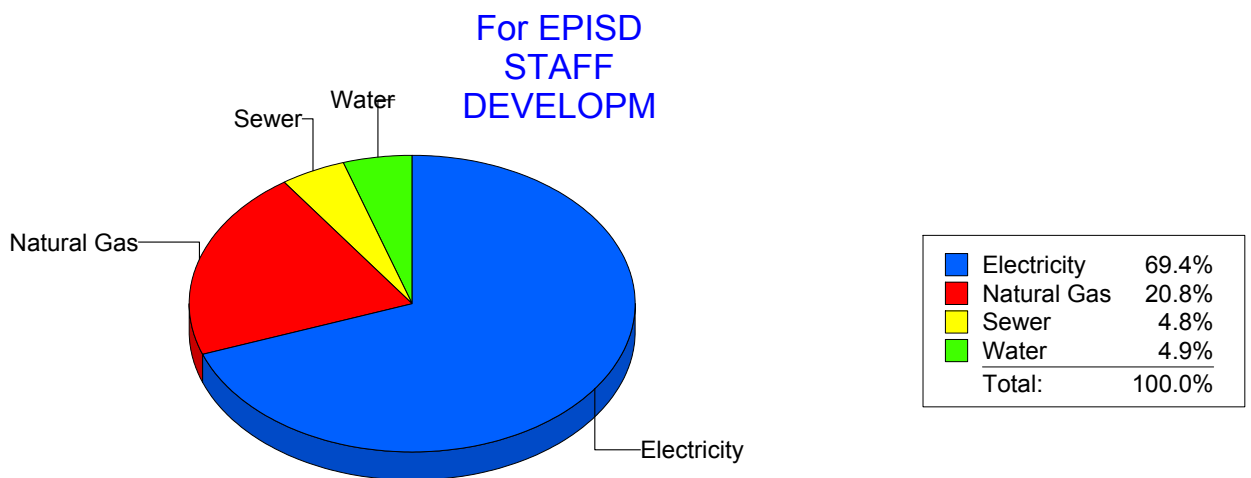
Cost Avoidance Program

## Cost Summary Graph

Grouped by Energy Type

Energy Type	Use	Units	Total Cost	Avg Unit Cost	% of Total Cost
Site: EPISD STAFF DEVELOPM - EPISD STAFF DEVELOPM					
Electricity	14,480	KWH	\$1,745.65	0.1206	69.41%
Natural Gas	648	CCF	\$523.96	0.8086	20.83%
Water	41	CCF	\$123.59	3.0144	4.91%
Sewer	57	CCF	\$121.87	2.1381	4.85%

Total Cost: \$2,515.07



Filters: Cost Center Name Not Equal To DoNotReport; Site Name Not Equal To DoNotReport; Billing Period Equal To 200902

# elpaso

Energy CAP

Cost Avoidance Program

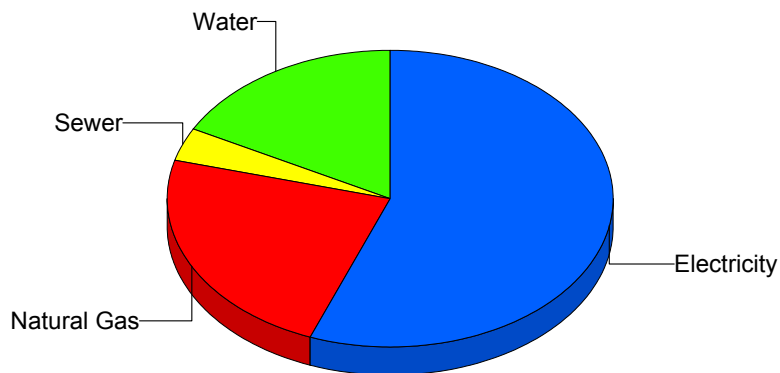
## Cost Summary Graph

Grouped by Energy Type

Energy Type	Use	Units	Total Cost	Avg Unit Cost	% of Total Cost
Site: FANNIN ELEMENTARY - FANNIN ELEMENTARY					
Electricity	35,530	KWH	\$4,946.30	0.1392	55.81%
Natural Gas	2,601	CCF	\$2,063.96	0.7935	23.29%
Water	480	CCF	\$1,518.77	3.1641	17.14%
Sewer	106	CCF	\$334.47	3.1554	3.77%

**Total Cost: \$8,863.50**

For FANNIN  
ELEMENTARY



Electricity	55.8%
Natural Gas	23.3%
Sewer	3.8%
Water	17.1%
Total:	100.0%

Filters: Cost Center Name Not Equal To DoNotReport; Site Name Not Equal To DoNotReport; Billing Period Equal To 200902

# elpaso

Energy CAP

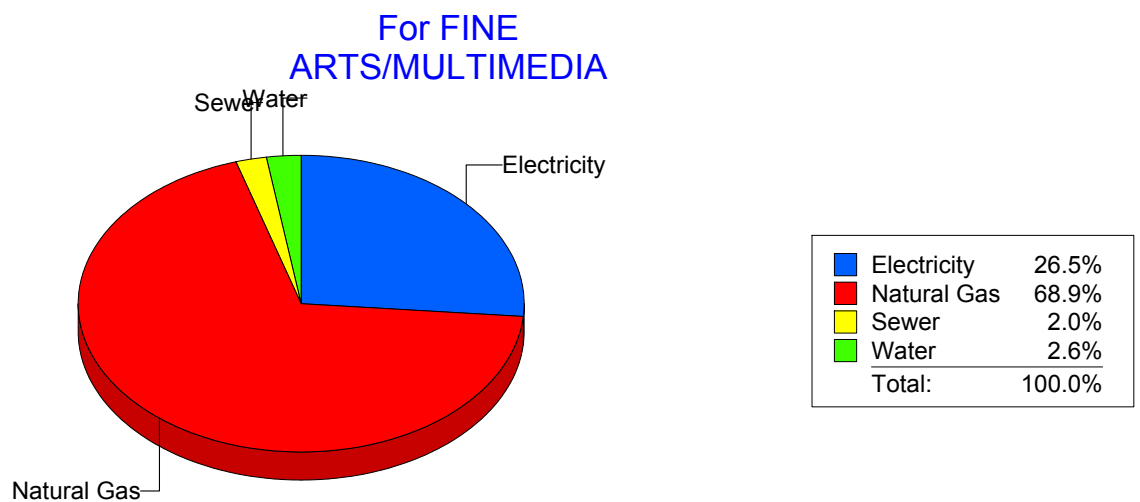
Cost Avoidance Program

## Cost Summary Graph

Grouped by Energy Type

Energy Type	Use	Units	Total Cost	Avg Unit Cost	% of Total Cost
Site: FINE ARTS/MULTIMEDIA - FINE ARTS/MULTIMEDIA					
Electricity	11,354	KWH	\$1,592.40	0.1403	26.52%
Natural Gas	5,439	CCF	\$4,135.06	0.7603	68.87%
Water	65	CCF	\$156.88	2.4135	2.61%
Sewer	96	CCF	\$119.39	1.2436	1.99%

**Total Cost: \$6,003.73**



Filters: Cost Center Name Not Equal To DoNotReport; Site Name Not Equal To DoNotReport; Billing Period Equal To 200902

# elpaso

Energy CAP

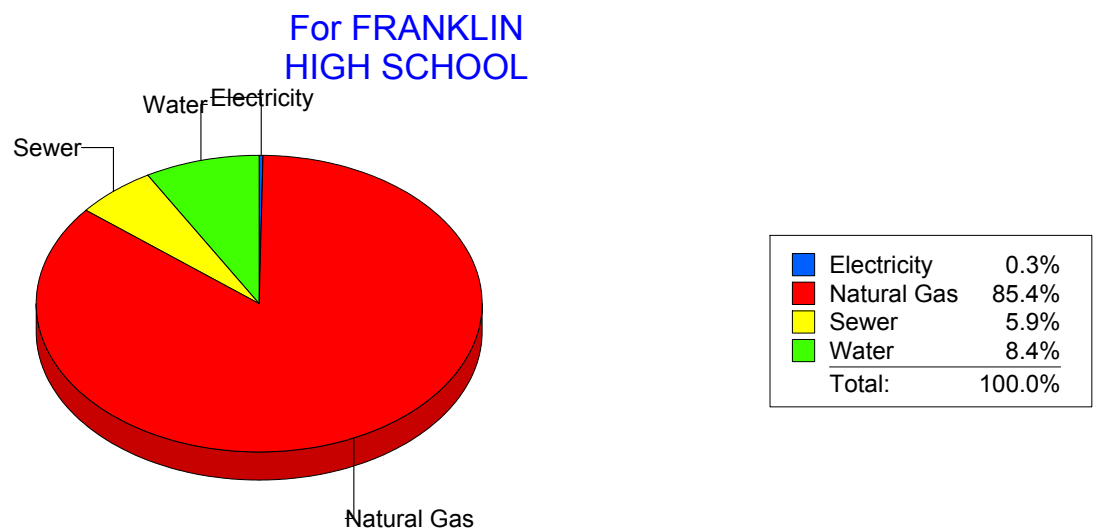
Cost Avoidance Program

## Cost Summary Graph

Grouped by Energy Type

Energy Type	Use	Units	Total Cost	Avg Unit Cost	% of Total Cost
Site: FRANKLIN HIGH SCHOOL - FRANKLIN HIGH SCHOOL					
Electricity	172	KWH	\$37.64	0.2188	0.30%
Natural Gas	14,061	CCF	\$10,623.03	0.7555	85.42%
Water	563	CCF	\$1,046.19	1.8582	8.41%
Sewer	407	CCF	\$728.84	1.7908	5.86%

**Total Cost: \$12,435.70**



Filters: Cost Center Name Not Equal To DoNotReport; Site Name Not Equal To DoNotReport; Billing Period Equal To 200902

# el Paso

Energy CAP

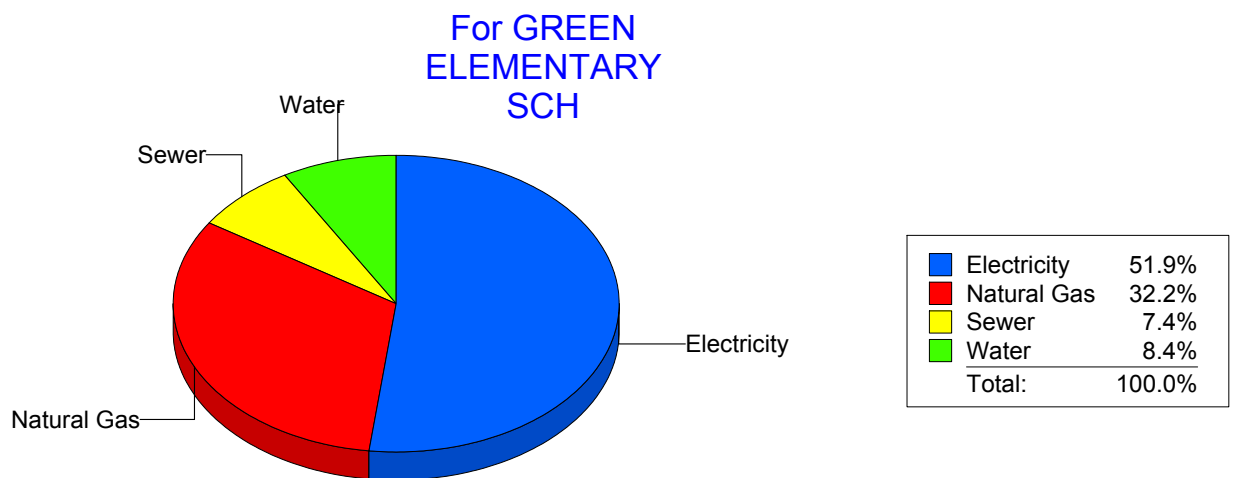
Cost Avoidance Program

## Cost Summary Graph

Grouped by Energy Type

Energy Type	Use	Units	Total Cost	Avg Unit Cost	% of Total Cost
Site: GREEN ELEMENTARY SCH - GREEN ELEMENTARY SCH					
Electricity	30,000	KWH	\$3,857.56	0.1286	51.90%
Natural Gas	3,075	CCF	\$2,394.47	0.7787	32.21%
Water	231	CCF	\$627.42	2.7161	8.44%
Sewer	220	CCF	\$553.59	2.5163	7.45%

**Total Cost:** \$7,433.04



*Filters: Cost Center Name Not Equal To DoNotReport; Site Name Not Equal To DoNotReport; Billing Period Equal To 200902*

# elpaso

Energy CAP

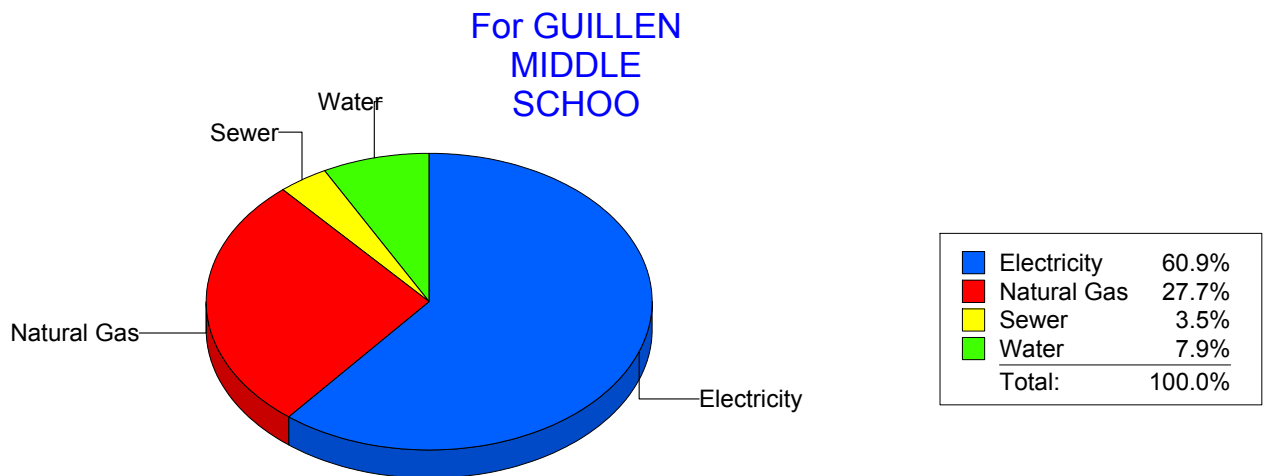
Cost Avoidance Program

## Cost Summary Graph

Grouped by Energy Type

Energy Type	Use	Units	Total Cost	Avg Unit Cost	% of Total Cost
Site: GUILLEN MIDDLE SCHOO - GUILLEN MIDDLE SCHOO					
Electricity	94,287	KWH	\$10,805.49	0.1146	60.89%
Natural Gas	6,402	CCF	\$4,914.57	0.7677	27.70%
Water	511	CCF	\$1,403.22	2.7460	7.91%
Sewer	332	CCF	\$621.49	1.8720	3.50%

Total Cost: \$17,744.77



Filters: Cost Center Name Not Equal To DoNotReport; Site Name Not Equal To DoNotReport; Billing Period Equal To 200902

# elpaso

Energy CAP

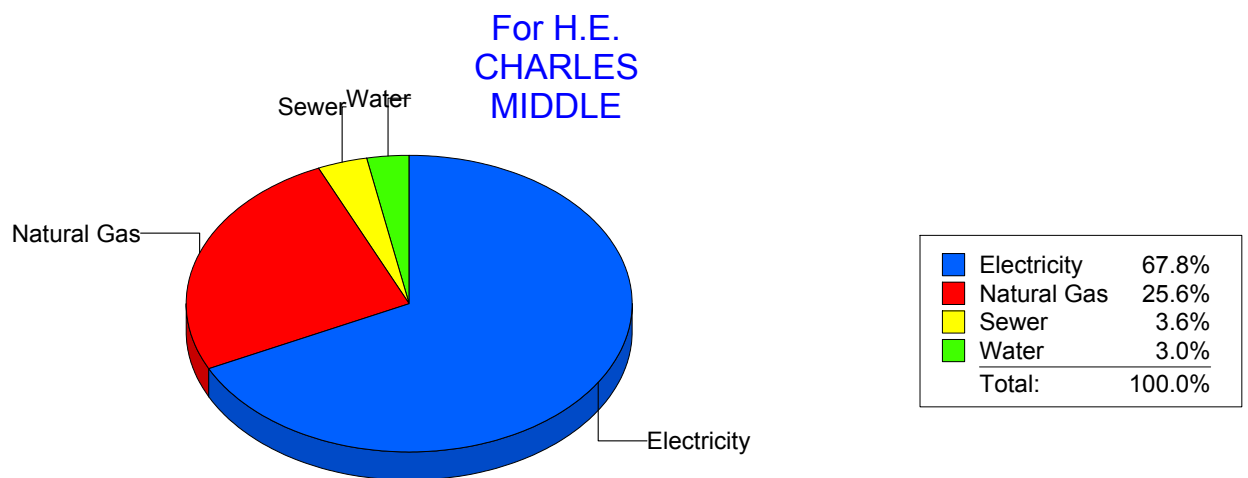
Cost Avoidance Program

## Cost Summary Graph

Grouped by Energy Type

Energy Type	Use	Units	Total Cost	Avg Unit Cost	% of Total Cost
Site: H.E. CHARLES MIDDLE - H.E. CHARLES MIDDLE					
Electricity	66,350	KWH	\$8,762.04	0.1321	67.77%
Natural Gas	4,329	CCF	\$3,303.99	0.7632	25.55%
Water	137	CCF	\$392.13	2.8623	3.03%
Sewer	204	CCF	\$471.03	2.3090	3.64%

Total Cost: \$12,929.19



Filters: Cost Center Name Not Equal To DoNotReport; Site Name Not Equal To DoNotReport; Billing Period Equal To 200902

# elpaso

Energy CAP

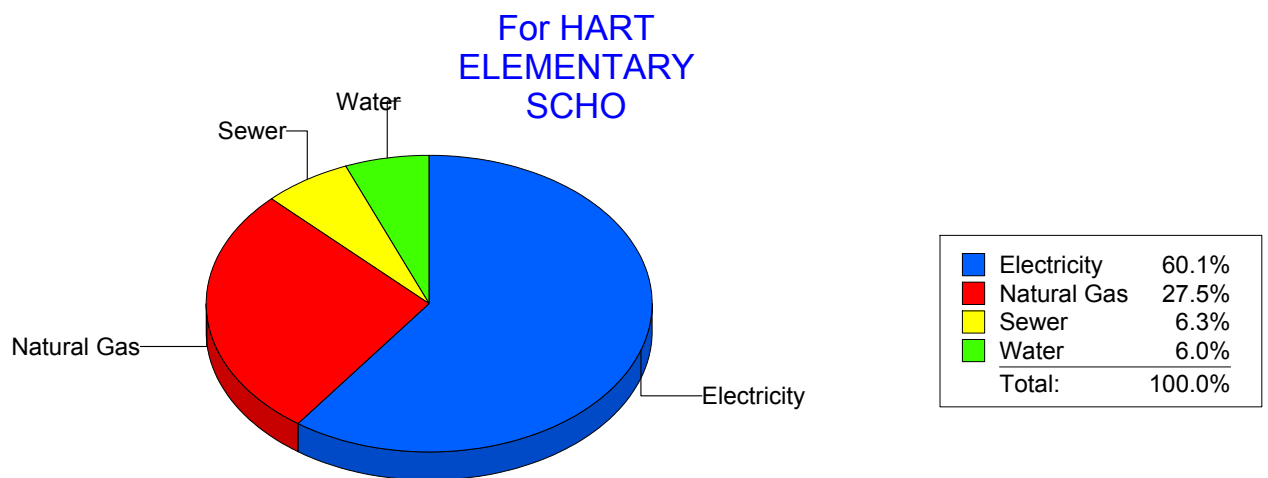
Cost Avoidance Program

## Cost Summary Graph

Grouped by Energy Type

Energy Type	Use	Units	Total Cost	Avg Unit Cost	% of Total Cost
<b>Site: HART ELEMENTARY SCHO - HART ELEMENTARY SCHO</b>					
Electricity	25,490	KWH	\$3,636.18	0.1427	60.08%
Natural Gas	2,154	CCF	\$1,666.90	0.7739	27.54%
Water	158	CCF	\$364.99	2.3101	6.03%
Sewer	189	CCF	\$383.94	2.0314	6.34%

**Total Cost: \$6,052.01**



*Filters: Cost Center Name Not Equal To DoNotReport; Site Name Not Equal To DoNotReport; Billing Period Equal To 200902*

# elpaso

Energy CAP

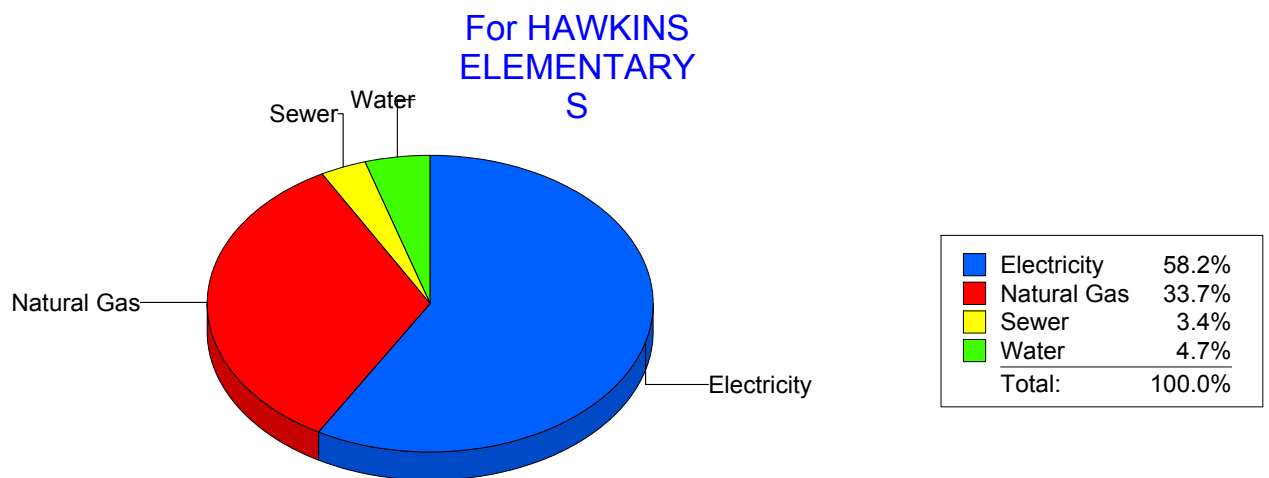
Cost Avoidance Program

## Cost Summary Graph

Grouped by Energy Type

Energy Type	Use	Units	Total Cost	Avg Unit Cost	% of Total Cost
<b>Site: HAWKINS ELEMENTARY S - HAWKINS ELEMENTARY S</b>					
Electricity	26,687	KWH	\$3,181.07	0.1192	58.25%
Natural Gas	2,382	CCF	\$1,839.94	0.7724	33.69%
Water	47	CCF	\$256.04	5.4477	4.69%
Sewer	47	CCF	\$184.17	3.9185	3.37%

**Total Cost: \$5,461.22**



*Filters: Cost Center Name Not Equal To DoNotReport; Site Name Not Equal To DoNotReport; Billing Period Equal To 200902*

# elpaso

Energy CAP

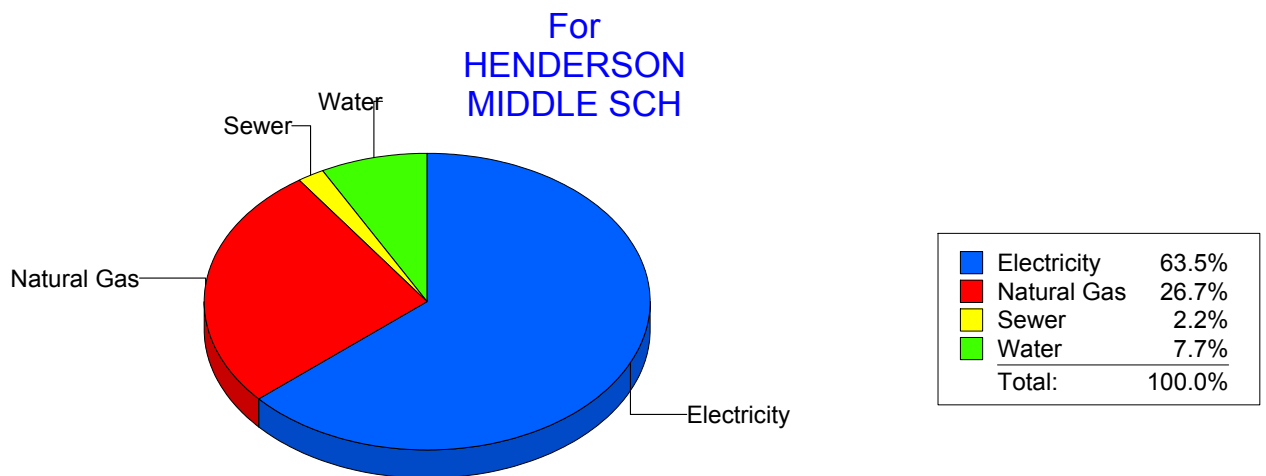
Cost Avoidance Program

## Cost Summary Graph

Grouped by Energy Type

Energy Type	Use	Units	Total Cost	Avg Unit Cost	% of Total Cost
Site: HENDERSON MIDDLE SCH - HENDERSON MIDDLE SCH					
Electricity	56,130	KWH	\$6,889.96	0.1228	63.47%
Natural Gas	3,785	CCF	\$2,896.69	0.7653	26.69%
Water	386	CCF	\$833.12	2.1583	7.68%
Sewer	136	CCF	\$234.96	1.7276	2.16%

**Total Cost: \$10,854.73**



Filters: Cost Center Name Not Equal To DoNotReport; Site Name Not Equal To DoNotReport; Billing Period Equal To 200902

# elpaso

Energy CAP


Cost Avoidance Program

## Cost Summary Graph

Grouped by Energy Type

Energy Type	Use	Units	Total Cost	Avg Unit Cost	% of Total Cost
Site: HERCULES COTTAGES - HERCULES COTTAGES					
Electricity	4,883	KWH	\$889.76	0.1822	60.92%
Natural Gas	365	CCF	\$409.69	1.1224	28.05%
Water	32	CCF	\$118.04	3.6888	8.08%
Sewer	10	CCF	\$43.03	4.3030	2.95%

Total Cost: \$1,460.52



Filters: Cost Center Name Not Equal To DoNotReport; Site Name Not Equal To DoNotReport; Billing Period Equal To 200902

# elpaso

Energy CAP

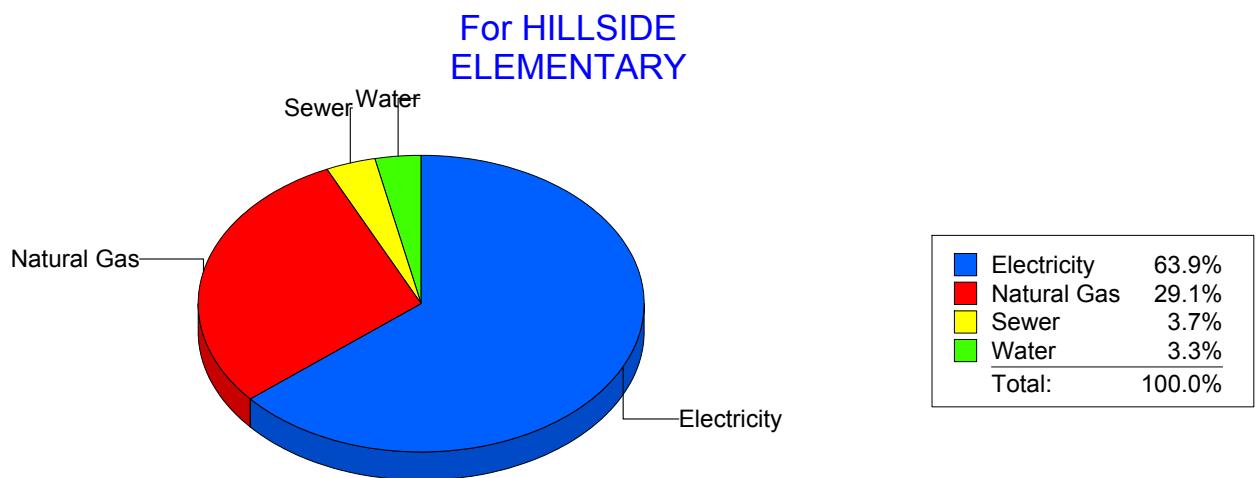
Cost Avoidance Program

## Cost Summary Graph

Grouped by Energy Type

Energy Type	Use	Units	Total Cost	Avg Unit Cost	% of Total Cost
<b>Site: HILLSIDE ELEMENTARY - HILLSIDE ELEMENTARY</b>					
Electricity	49,268	KWH	\$7,084.42	0.1438	63.92%
Natural Gas	4,092	CCF	\$3,223.51	0.7878	29.09%
Water	122	CCF	\$365.32	2.9944	3.30%
Sewer	198	CCF	\$409.40	2.0677	3.69%

**Total Cost: \$11,082.65**



*Filters: Cost Center Name Not Equal To DoNotReport; Site Name Not Equal To DoNotReport; Billing Period Equal To 200902*

# elpaso

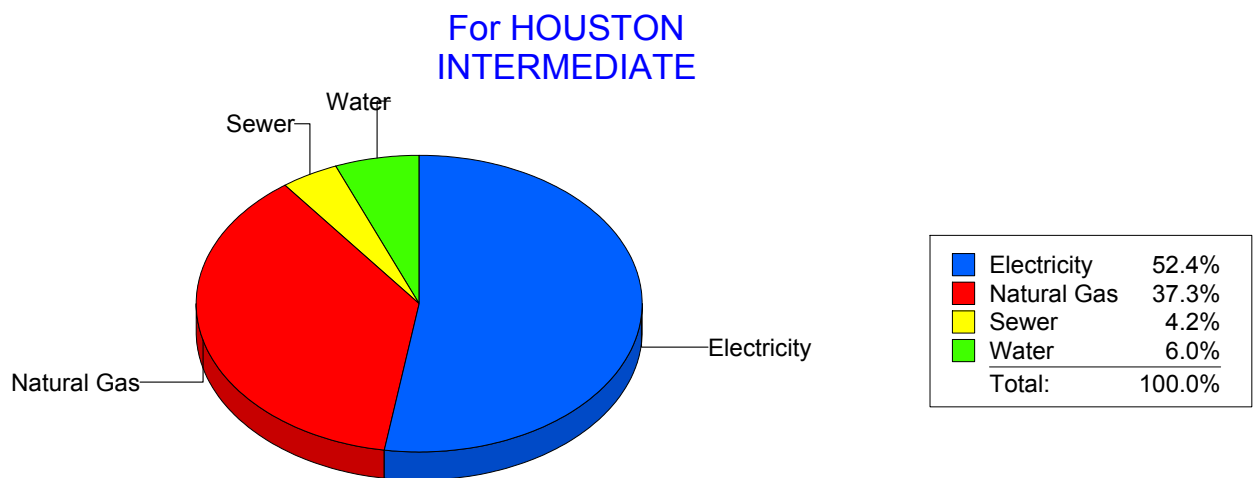
Energy CAP

Cost Avoidance Program

## Cost Summary Graph

Grouped by Energy Type

Energy Type	Use	Units	Total Cost	Avg Unit Cost	% of Total Cost
Site: HOUSTON INTERMEDIATE - HOUSTON INTERMEDIATE					
Electricity	25,628	KWH	\$3,404.63	0.1328	52.40%
Natural Gas	3,084	CCF	\$2,425.91	0.7866	37.34%
Water	104	CCF	\$392.22	3.7713	6.04%
Sewer	51	CCF	\$274.73	5.3869	4.23%
Total Cost:			\$6,497.49		



Filters: Cost Center Name Not Equal To DoNotReport; Site Name Not Equal To DoNotReport; Billing Period Equal To 200902

# elpaso

Energy CAP

Cost Avoidance Program

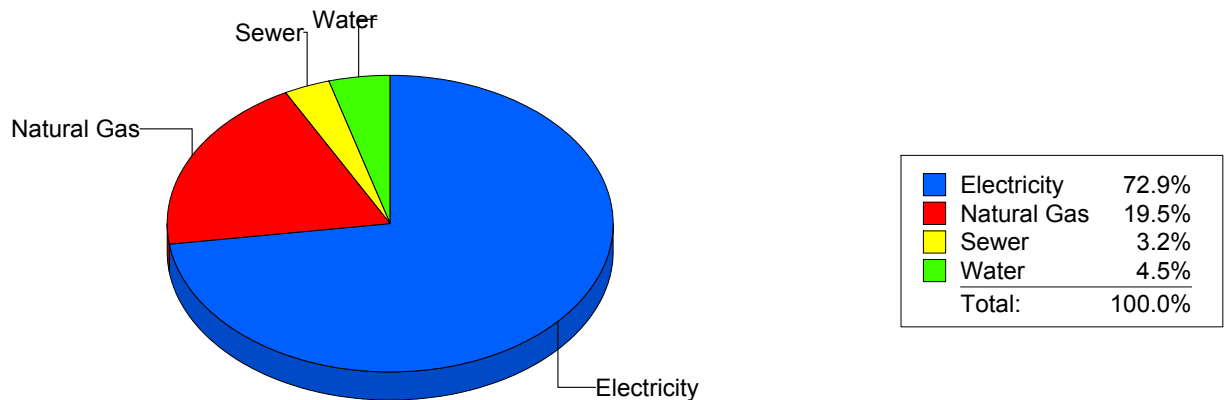
## Cost Summary Graph

Grouped by Energy Type

Energy Type	Use	Units	Total Cost	Avg Unit Cost	% of Total Cost
Site: MOYE - HR Moye					
Electricity	60,120	KWH	\$7,456.79	0.1240	72.85%
Natural Gas	2,587	CCF	\$1,995.51	0.7714	19.50%
Water	126	CCF	\$460.64	3.6559	4.50%
Sewer	87	CCF	\$322.44	3.7062	3.15%

**Total Cost: \$10,235.38**

For HR Moye



*Filters: Cost Center Name Not Equal To DoNotReport; Site Name Not Equal To DoNotReport; Billing Period Equal To 200902*

# elpaso

Energy CAP

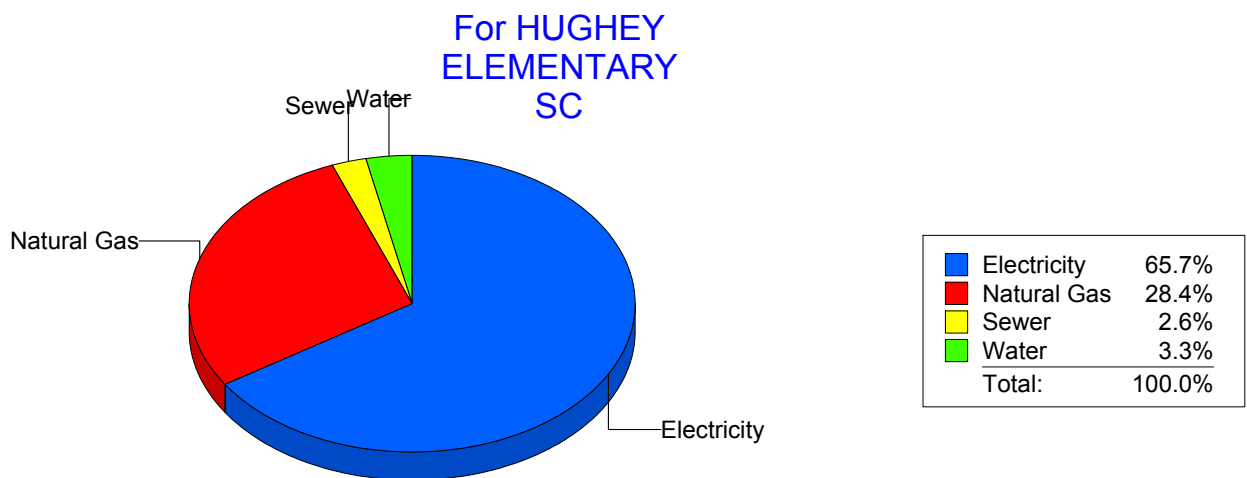
Cost Avoidance Program

## Cost Summary Graph

Grouped by Energy Type

Energy Type	Use	Units	Total Cost	Avg Unit Cost	% of Total Cost
Site: HUGHEY ELEMENTARY SC - HUGHEY ELEMENTARY SC					
Electricity	32,520	KWH	\$4,568.62	0.1405	65.73%
Natural Gas	2,554	CCF	\$1,970.47	0.7715	28.35%
Water	116	CCF	\$230.83	1.9899	3.32%
Sewer	93	CCF	\$180.35	1.9392	2.59%

Total Cost: \$6,950.27



Filters: Cost Center Name Not Equal To DoNotReport; Site Name Not Equal To DoNotReport; Billing Period Equal To 200902

# elpaso

Energy CAP

Cost Avoidance Program

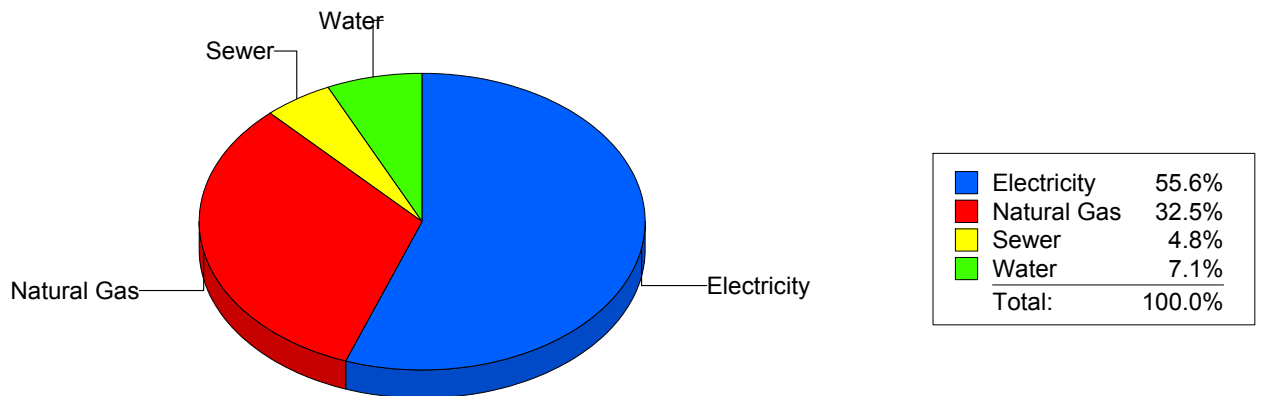
## Cost Summary Graph

Grouped by Energy Type

Energy Type	Use	Units	Total Cost	Avg Unit Cost	% of Total Cost
Site: IRVIN HIGH SCHOOL - IRVIN HIGH SCHOOL					
Electricity	130,113	KWH	\$15,673.93	0.1205	55.57%
Natural Gas	12,117	CCF	\$9,166.70	0.7565	32.50%
Water	1,291	CCF	\$1,997.14	1.5470	7.08%
Sewer	967	CCF	\$1,365.70	1.4123	4.84%

Total Cost: \$28,203.47

For IRVIN HIGH  
SCHOOL



Filters: Cost Center Name Not Equal To DoNotReport; Site Name Not Equal To DoNotReport; Billing Period Equal To 200902

# elpaso

Energy CAP

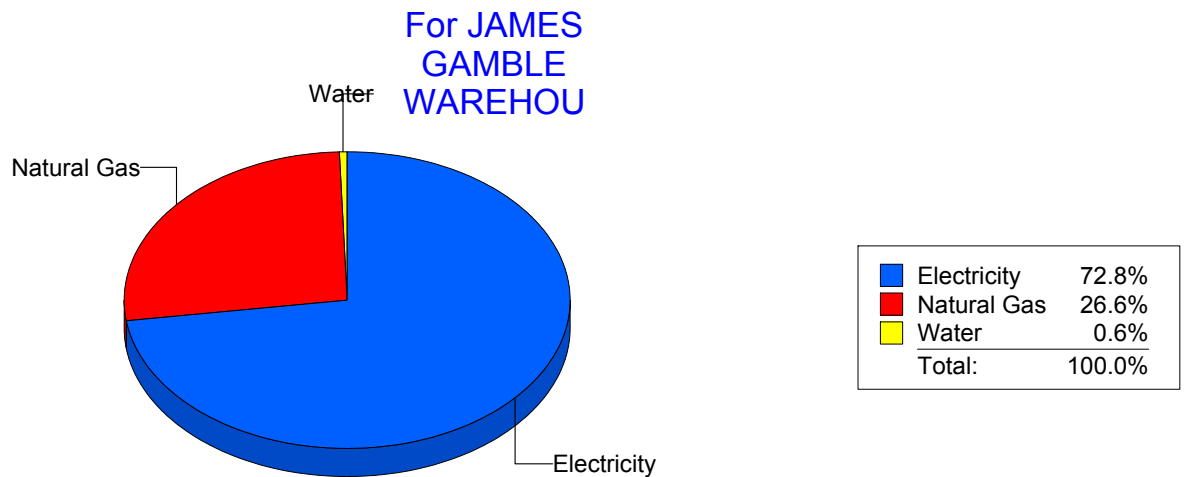
Cost Avoidance Program

## Cost Summary Graph

Grouped by Energy Type

Energy Type	Use	Units	Total Cost	Avg Unit Cost	% of Total Cost
Site: JAMES GAMBLE WAREHOU - JAMES GAMBLE WAREHOU					
Electricity	34,400	KWH	\$4,468.95	0.1299	72.85%
Natural Gas	2,105	CCF	\$1,629.44	0.7741	26.56%
Water	0	CCF	\$36.36	0.0000	0.59%

Total Cost: \$6,134.75



Filters: Cost Center Name Not Equal To DoNotReport; Site Name Not Equal To DoNotReport; Billing Period Equal To 200902

# elpaso

Energy CAP

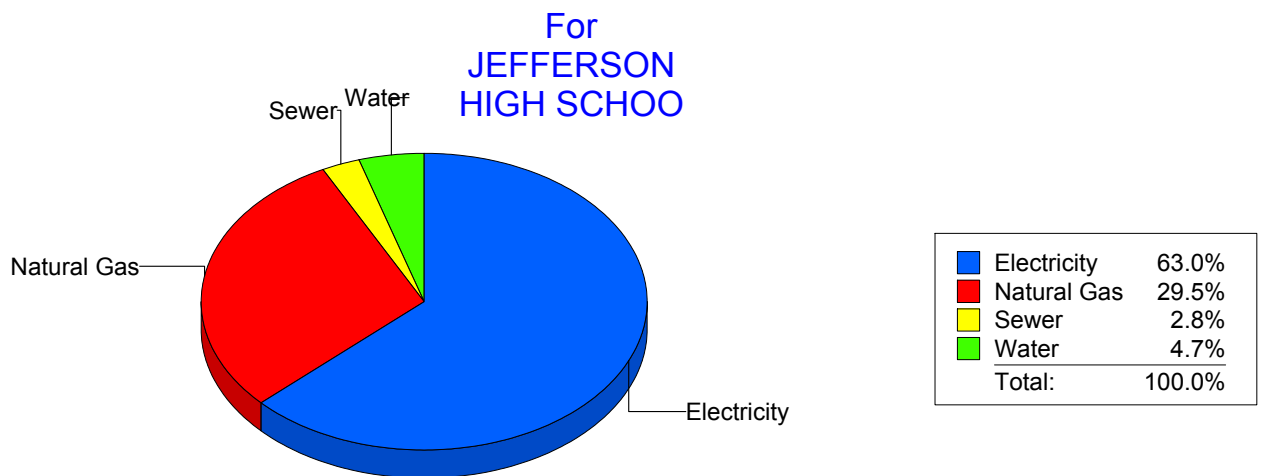
Cost Avoidance Program

## Cost Summary Graph

Grouped by Energy Type

Energy Type	Use	Units	Total Cost	Avg Unit Cost	% of Total Cost
Site: JEFFERSON HIGH SCHOO - JEFFERSON HIGH SCHOO					
Electricity	117,601	KWH	\$14,684.07	0.1249	62.99%
Natural Gas	10,843	CCF	\$6,876.92	0.6342	29.50%
Water	488	CCF	\$1,094.63	2.2431	4.70%
Sewer	245	CCF	\$655.70	2.6763	2.81%

**Total Cost: \$23,311.32**



*Filters: Cost Center Name Not Equal To DoNotReport; Site Name Not Equal To DoNotReport; Billing Period Equal To 200902*

# elpaso

Energy CAP

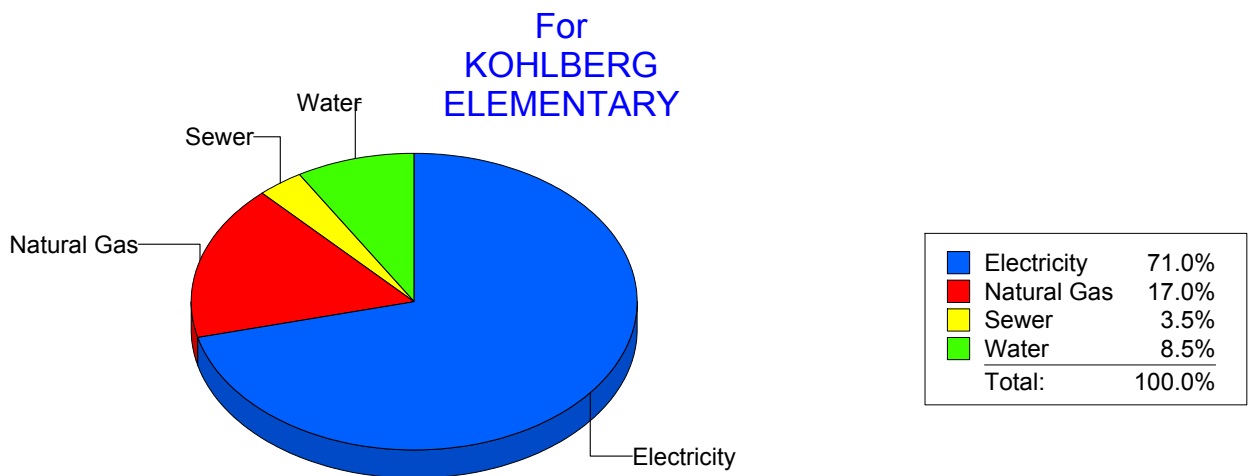
Cost Avoidance Program

## Cost Summary Graph

Grouped by Energy Type

Energy Type	Use	Units	Total Cost	Avg Unit Cost	% of Total Cost
Site: KOHLBERG ELEMENTARY - KOHLBERG ELEMENTARY					
Electricity	69,440	KWH	\$9,555.54	0.1376	71.00%
Natural Gas	2,971	CCF	\$2,286.94	0.7698	16.99%
Water	495	CCF	\$1,144.98	2.3131	8.51%
Sewer	228	CCF	\$471.57	2.0683	3.50%

**Total Cost: \$13,459.03**



*Filters: Cost Center Name Not Equal To DoNotReport; Site Name Not Equal To DoNotReport; Billing Period Equal To 200902*

# elpaso

Energy CAP

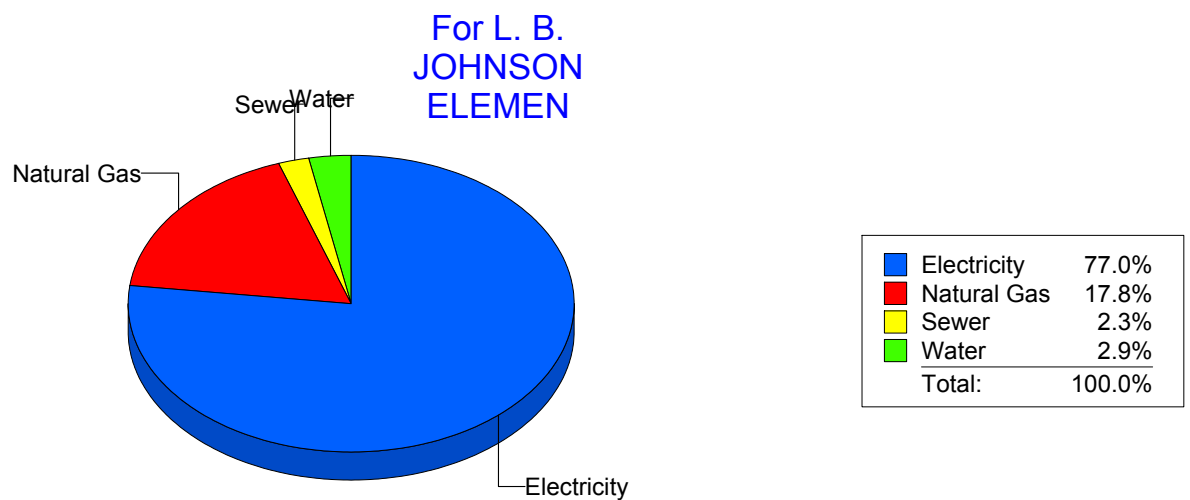
Cost Avoidance Program

## Cost Summary Graph

Grouped by Energy Type

Energy Type	Use	Units	Total Cost	Avg Unit Cost	% of Total Cost
Site: L. B. JOHNSON ELEMEN - L. B. JOHNSON ELEMEN					
Electricity	71,000	KWH	\$9,249.57	0.1303	77.03%
Natural Gas	2,726	CCF	\$2,132.51	0.7823	17.76%
Water	171	CCF	\$353.38	2.0665	2.94%
Sewer	156	CCF	\$272.23	1.7451	2.27%

Total Cost: \$12,007.69



Filters: Cost Center Name Not Equal To DoNotReport; Site Name Not Equal To DoNotReport; Billing Period Equal To 200902

# el Paso

Energy CAP

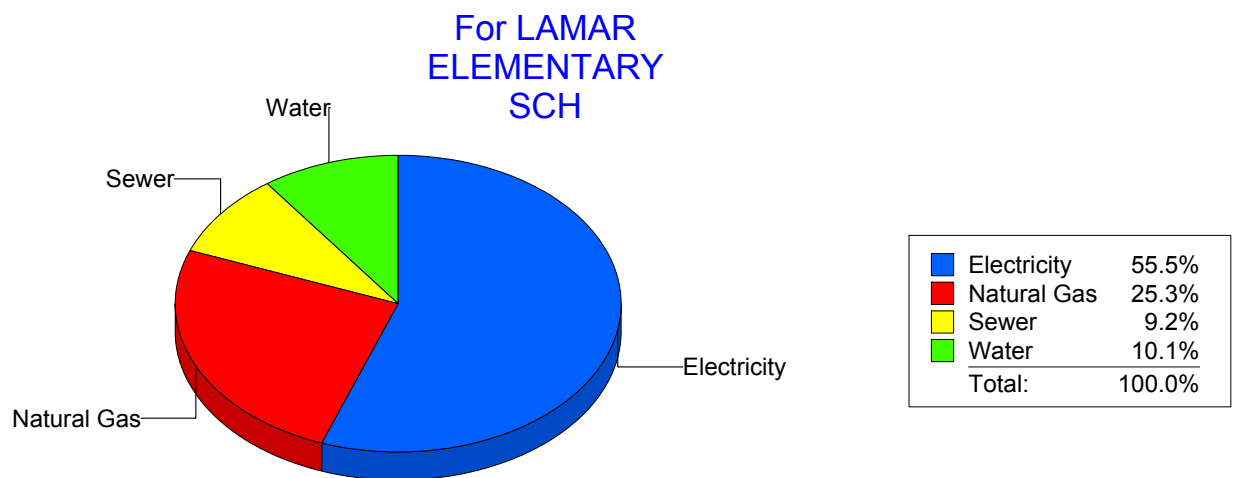
Cost Avoidance Program

## Cost Summary Graph

Grouped by Energy Type

Energy Type	Use	Units	Total Cost	Avg Unit Cost	% of Total Cost
Site: LAMAR ELEMENTARY SCH - LAMAR ELEMENTARY SCH					
Electricity	33,000	KWH	\$4,283.38	0.1298	55.48%
Natural Gas	2,454	CCF	\$1,949.82	0.7945	25.25%
Water	320	CCF	\$777.01	2.4282	10.06%
Sewer	294	CCF	\$710.84	2.4178	9.21%

Total Cost: \$7,721.05



Filters: Cost Center Name Not Equal To DoNotReport; Site Name Not Equal To DoNotReport; Billing Period Equal To 200902

# el Paso

Energy CAP

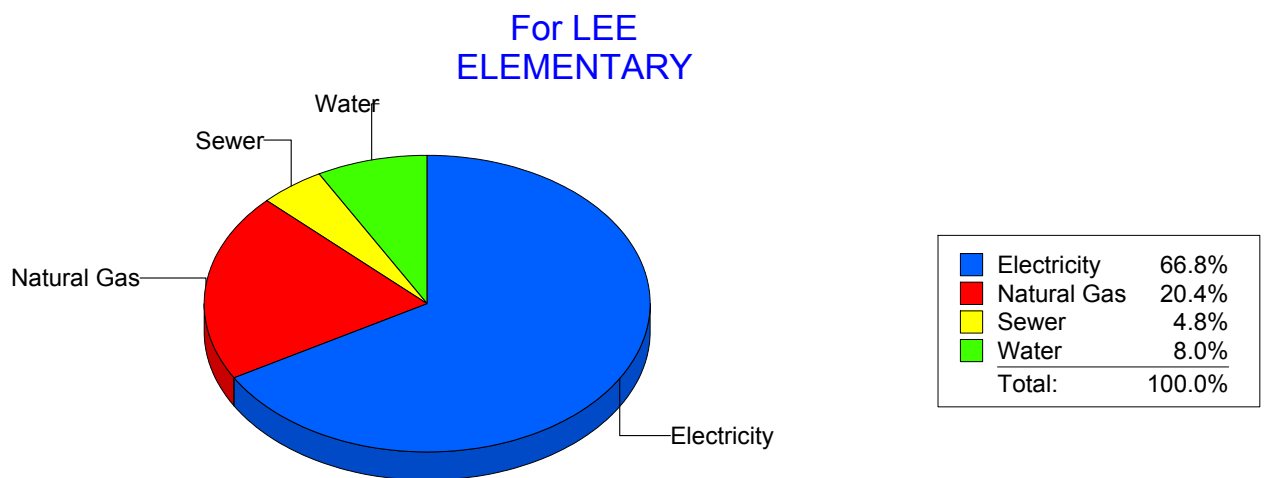
Cost Avoidance Program

## Cost Summary Graph

Grouped by Energy Type

Energy Type	Use	Units	Total Cost	Avg Unit Cost	% of Total Cost
Site: LEE ELEMENTARY - LEE ELEMENTARY					
Electricity	38,793	KWH	\$5,695.38	0.1468	66.80%
Natural Gas	2,176	CCF	\$1,735.65	0.7976	20.36%
Water	155	CCF	\$683.62	4.4105	8.02%
Sewer	102	CCF	\$411.19	4.0313	4.82%

Total Cost: \$8,525.84



Filters: Cost Center Name Not Equal To DoNotReport; Site Name Not Equal To DoNotReport; Billing Period Equal To 200902

# elpaso

Energy CAP

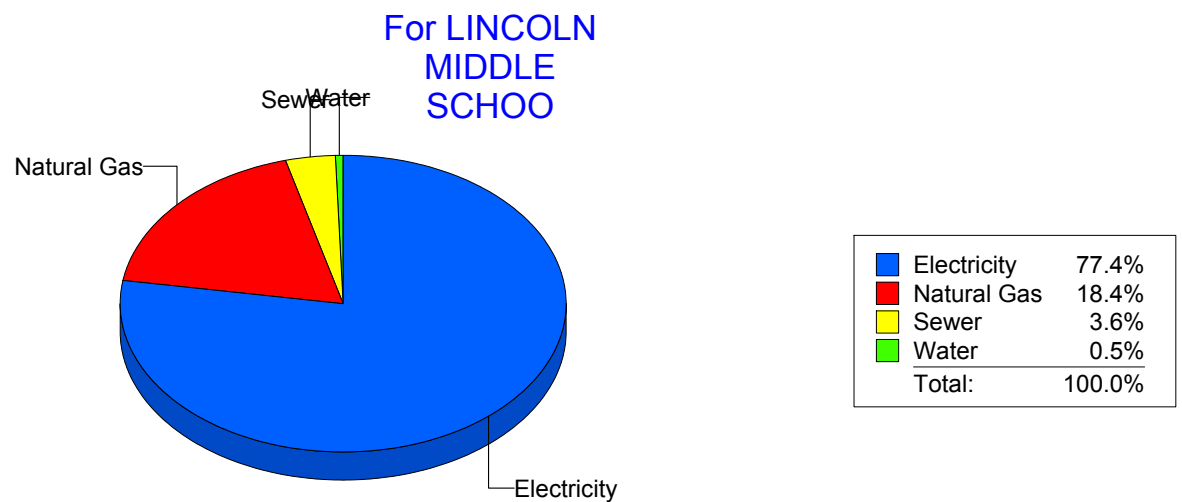
Cost Avoidance Program

## Cost Summary Graph

Grouped by Energy Type

Energy Type	Use	Units	Total Cost	Avg Unit Cost	% of Total Cost
<b>Site: LINCOLN MIDDLE SCHOO - LINCOLN MIDDLE SCHOO</b>					
Electricity	134,350	KWH	\$17,731.06	0.1320	77.39%
Natural Gas	5,559	CCF	\$4,224.91	0.7600	18.44%
Water	0	CCF	\$125.19	0.0000	0.55%
Sewer	546	CCF	\$831.03	1.5220	3.63%

**Total Cost: \$22,912.19**



*Filters: Cost Center Name Not Equal To DoNotReport; Site Name Not Equal To DoNotReport; Billing Period Equal To 200902*

# elpaso

Energy CAP

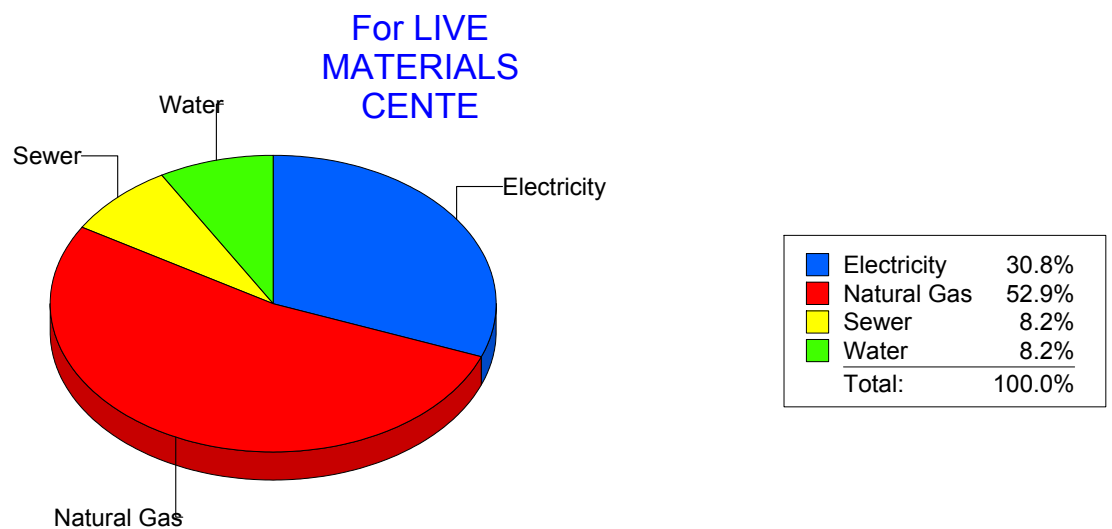
Cost Avoidance Program

## Cost Summary Graph

Grouped by Energy Type

Energy Type	Use	Units	Total Cost	Avg Unit Cost	% of Total Cost
Site: LIVE MATERIALS CENTE - LIVE MATERIALS CENTE					
Electricity	333	KWH	\$85.72	0.2574	30.77%
Natural Gas	121	CCF	\$147.25	1.2169	52.86%
Water	1	CCF	\$22.85	22.8500	8.20%
Sewer	2	CCF	\$22.76	11.3800	8.17%

**Total Cost:** \$278.58



Filters: Cost Center Name Not Equal To DoNotReport; Site Name Not Equal To DoNotReport; Billing Period Equal To 200902

# el Paso

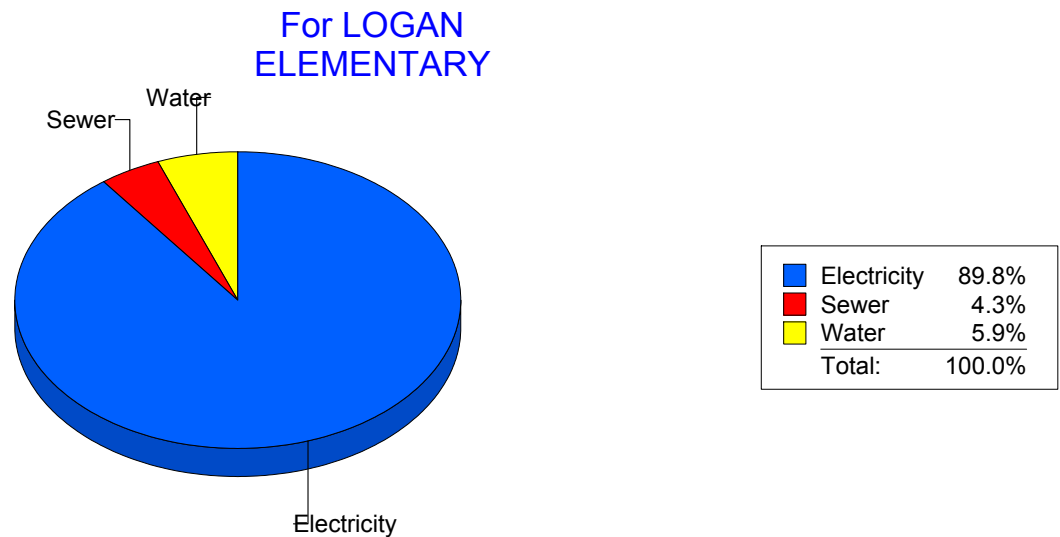
Energy CAP

Cost Avoidance Program

## Cost Summary Graph

Grouped by Energy Type

Energy Type	Use	Units	Total Cost	Avg Unit Cost	% of Total Cost
Site: LOGAN ELEMENTARY - LOGAN ELEMENTARY					
Electricity	28,300	KWH	\$3,932.14	0.1389	89.81%
Water	135	CCF	\$258.38	1.9139	5.90%
Sewer	99	CCF	\$187.97	1.8987	4.29%
Total Cost:			\$4,378.49		



Filters: Cost Center Name Not Equal To DoNotReport; Site Name Not Equal To DoNotReport; Billing Period Equal To 200902

**elpaso**

Energy CAP

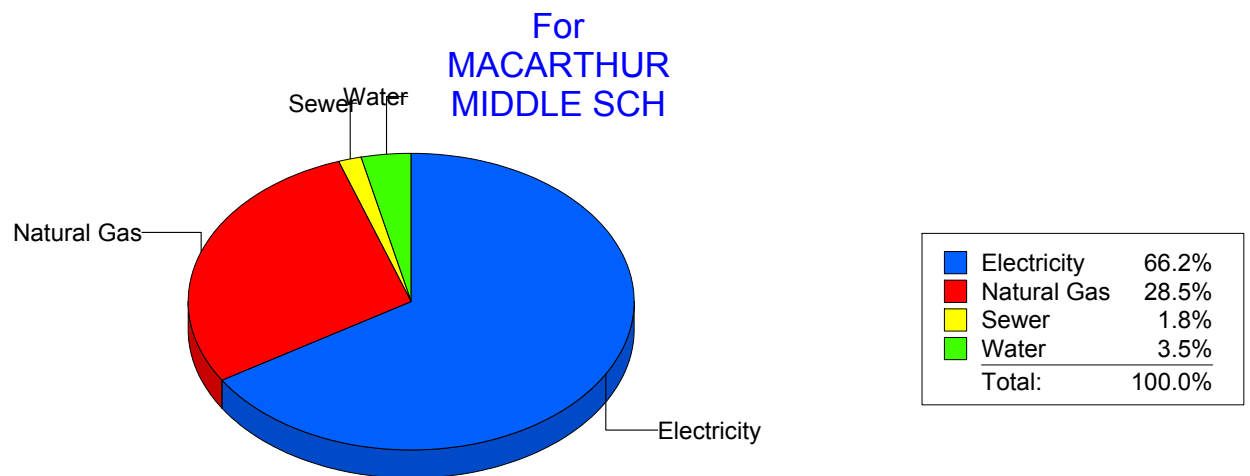
Cost Avoidance Program

**Cost Summary Graph**

Grouped by Energy Type

Energy Type	Use	Units	Total Cost	Avg Unit Cost	% of Total Cost
<b>Site: MACARTHUR MIDDLE SCH - MACARTHUR MIDDLE SCH</b>					
Electricity	70,640	KWH	\$10,229.62	0.1448	66.17%
Natural Gas	5,809	CCF	\$4,412.10	0.7595	28.54%
Water	171	CCF	\$544.97	3.1870	3.53%
Sewer	156	CCF	\$272.23	1.7451	1.76%

**Total Cost: \$15,458.92**



*Filters: Cost Center Name Not Equal To DoNotReport; Site Name Not Equal To DoNotReport; Billing Period Equal To 200902*

# elpaso

Energy CAP

Cost Avoidance Program

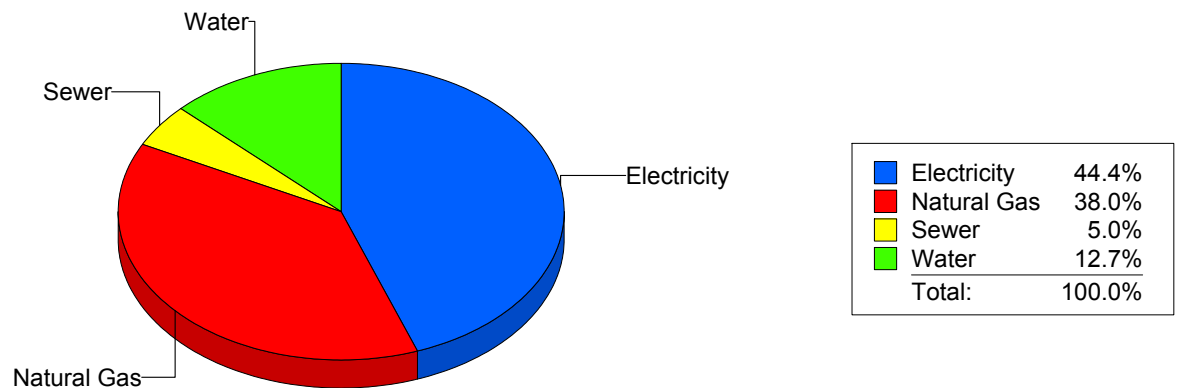
## Cost Summary Graph

Grouped by Energy Type

Energy Type	Use	Units	Total Cost	Avg Unit Cost	% of Total Cost
Site: MAGOFFIN MIDDLE SCHO - MAGOFFIN MIDDLE SCHO					
Electricity	25,220	KWH	\$3,295.91	0.1307	44.39%
Natural Gas	3,684	CCF	\$2,820.69	0.7657	37.99%
Water	320	CCF	\$939.56	2.9361	12.65%
Sewer	124	CCF	\$369.43	2.9793	4.98%

Total Cost: \$7,425.59

For MAGOFFIN  
MIDDLE SCHO



Filters: Cost Center Name Not Equal To DoNotReport; Site Name Not Equal To DoNotReport; Billing Period Equal To 200902

# el Paso

Energy CAP

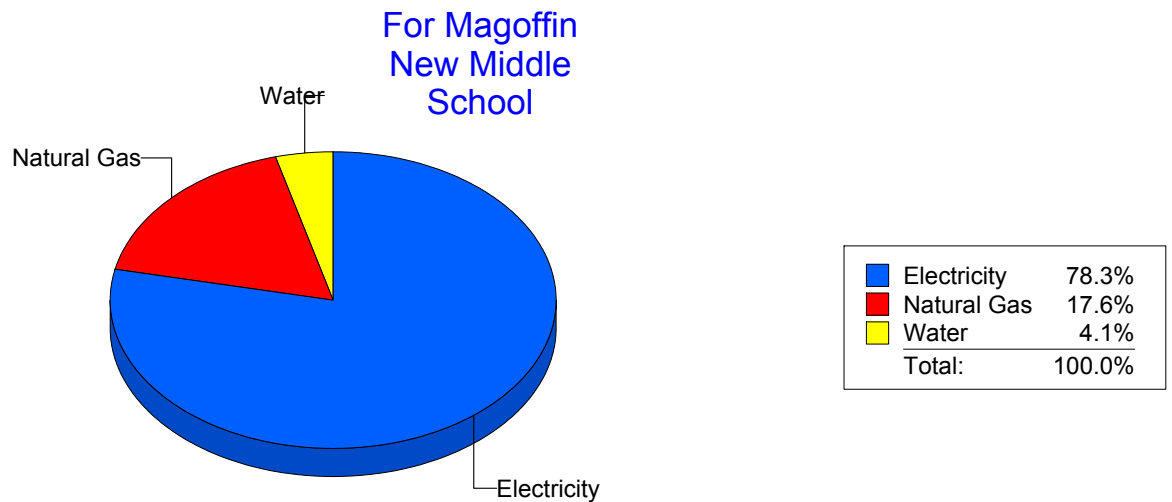
Cost Avoidance Program

## Cost Summary Graph

Grouped by Energy Type

Energy Type	Use	Units	Total Cost	Avg Unit Cost	% of Total Cost
<b>Site: MAGOFFINMIDDLESCHOOLN047 - Magoffin New Middle School</b>					
Electricity	38,600	KWH	\$12,895.90	0.3341	78.28%
Natural Gas	2,798	CCF	\$2,906.42	1.0387	17.64%
Water	134	CCF	\$670.91	5.0068	4.07%

**Total Cost: \$16,473.23**



*Filters: Cost Center Name Not Equal To DoNotReport; Site Name Not Equal To DoNotReport; Billing Period Equal To 200902*

# elpaso

Energy CAP

Cost Avoidance Program

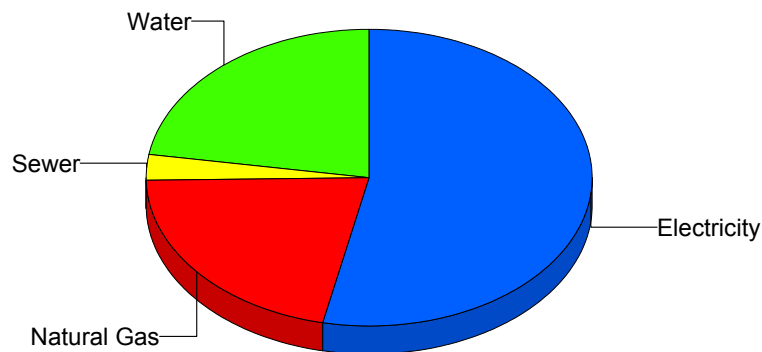
## Cost Summary Graph

Grouped by Energy Type

Energy Type	Use	Units	Total Cost	Avg Unit Cost	% of Total Cost
Site: MAXINE SILVA MAGNET - MAXINE SILVA MAGNET					
Electricity	50,700	KWH	\$6,235.10	0.1230	53.33%
Natural Gas	3,271	CCF	\$2,511.85	0.7679	21.48%
Water	710	CCF	\$2,641.12	3.7199	22.59%
Sewer	131	CCF	\$303.98	2.3205	2.60%

**Total Cost:** \$11,692.05

For MAXINE  
SILVA  
MAGNET



Electricity	53.3%
Natural Gas	21.5%
Sewer	2.6%
Water	22.6%
Total:	100.0%

Filters: Cost Center Name Not Equal To DoNotReport; Site Name Not Equal To DoNotReport; Billing Period Equal To 200902

# elpaso

Energy CAP

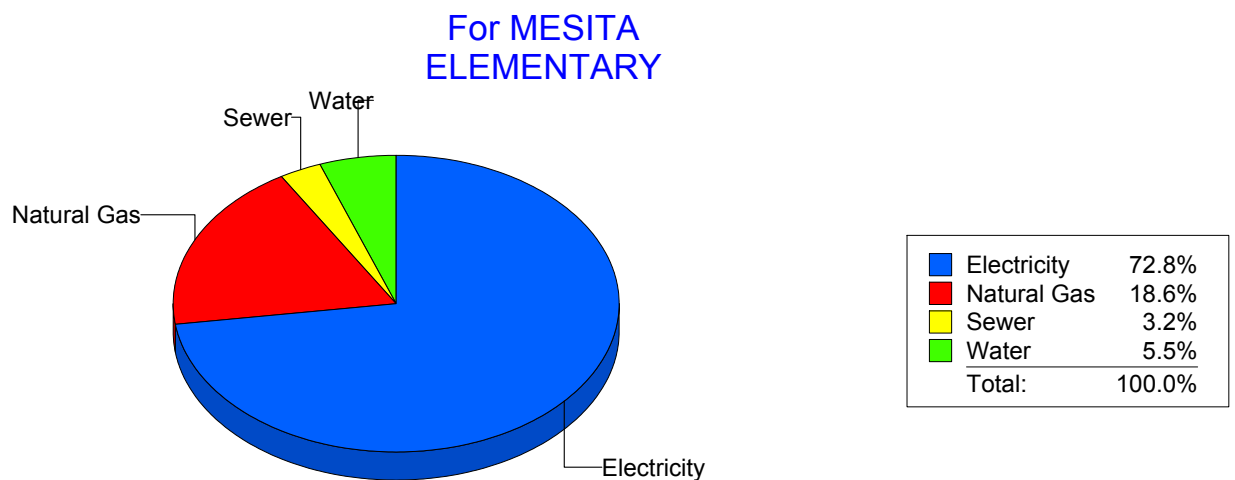
Cost Avoidance Program

## Cost Summary Graph

Grouped by Energy Type

Energy Type	Use	Units	Total Cost	Avg Unit Cost	% of Total Cost
Site: MESITA ELEMENTARY - MESITA ELEMENTARY					
Electricity	71,520	KWH	\$9,789.91	0.1369	72.81%
Natural Gas	3,206	CCF	\$2,495.41	0.7784	18.56%
Water	172	CCF	\$733.26	4.2631	5.45%
Sewer	170	CCF	\$427.88	2.5169	3.18%

Total Cost: \$13,446.46



Filters: Cost Center Name Not Equal To DoNotReport; Site Name Not Equal To DoNotReport; Billing Period Equal To 200902

**elpaso**

Energy CAP

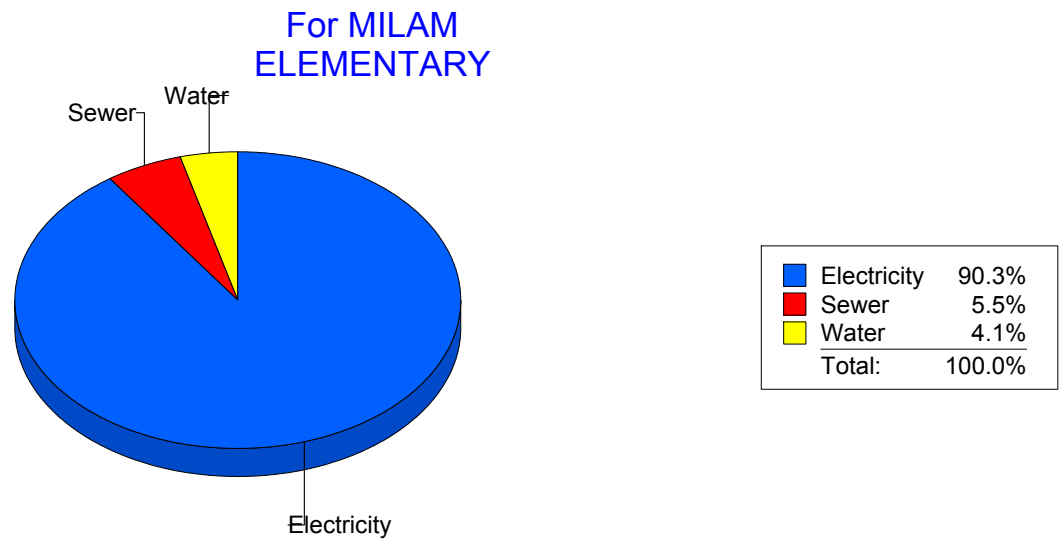
Cost Avoidance Program

**Cost Summary Graph**

Grouped by Energy Type

Energy Type	Use	Units	Total Cost	Avg Unit Cost	% of Total Cost
<b>Site: MILAM ELEMENTARY - MILAM ELEMENTARY</b>					
Electricity	34,200	KWH	\$4,827.46	0.1412	90.35%
Water	65	CCF	\$219.44	3.3760	4.11%
Sewer	125	CCF	\$296.36	2.3709	5.55%

**Total Cost: \$5,343.26**



*Filters: Cost Center Name Not Equal To DoNotReport; Site Name Not Equal To DoNotReport; Billing Period Equal To 200902*

**elpaso**

Energy CAP

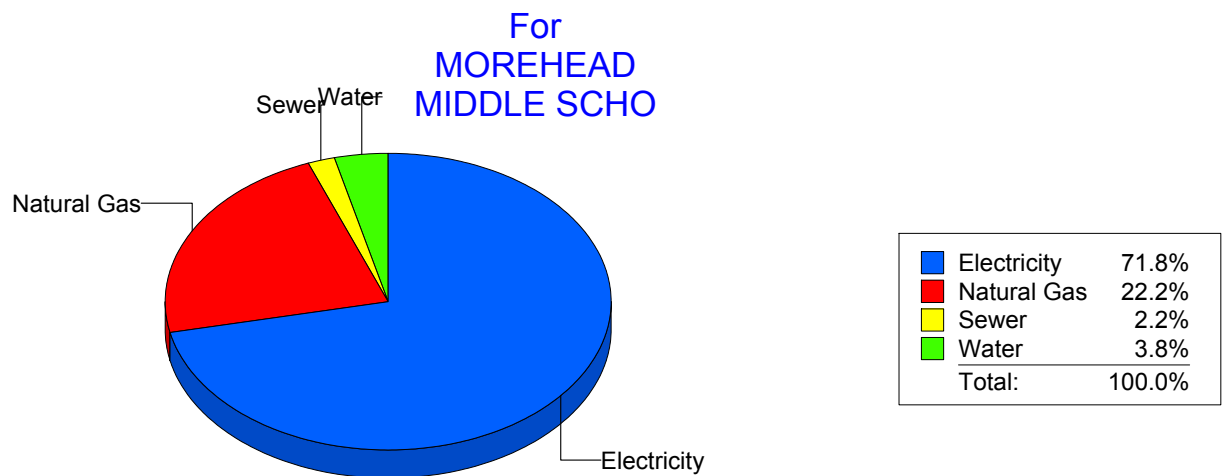
Cost Avoidance Program

**Cost Summary Graph**

Grouped by Energy Type

Energy Type	Use	Units	Total Cost	Avg Unit Cost	% of Total Cost
<b>Site: MOREHEAD MIDDLE SCHO - MOREHEAD MIDDLE SCHO</b>					
Electricity	110,184	KWH	\$13,957.65	0.1267	71.80%
Natural Gas	5,686	CCF	\$4,319.99	0.7598	22.22%
Water	468	CCF	\$735.84	1.5723	3.79%
Sewer	168	CCF	\$425.31	2.5316	2.19%

**Total Cost: \$19,438.79**



*Filters: Cost Center Name Not Equal To DoNotReport; Site Name Not Equal To DoNotReport; Billing Period Equal To 200902*

# elpaso

Energy CAP

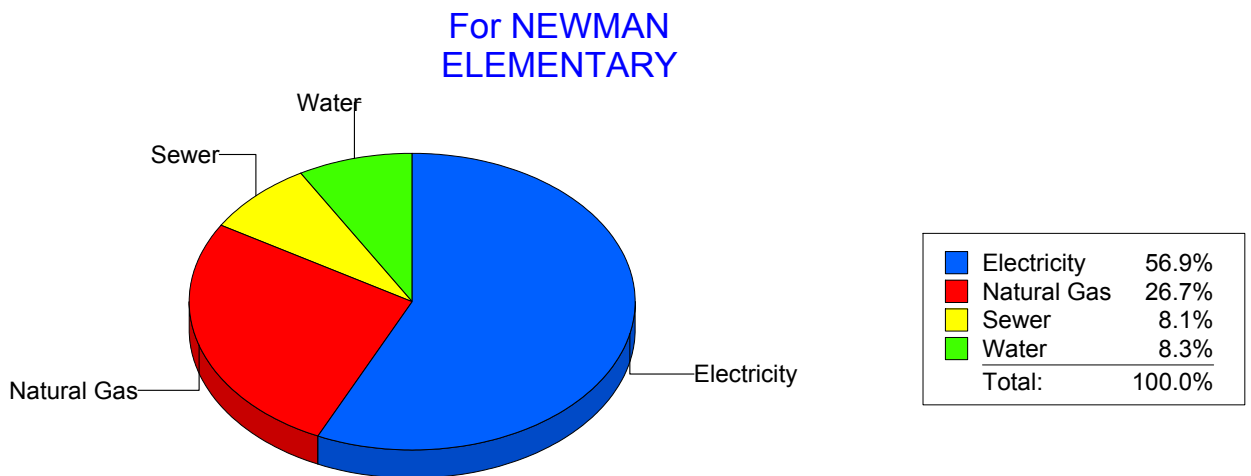
Cost Avoidance Program

## Cost Summary Graph

Grouped by Energy Type

Energy Type	Use	Units	Total Cost	Avg Unit Cost	% of Total Cost
<b>Site: NEWMAN ELEMENTARY - NEWMAN ELEMENTARY</b>					
Electricity	31,368	KWH	\$4,422.03	0.1410	56.89%
Natural Gas	2,626	CCF	\$2,077.55	0.7911	26.73%
Water	359	CCF	\$647.32	1.8031	8.33%
Sewer	405	CCF	\$626.07	1.5459	8.05%

**Total Cost: \$7,772.97**



*Filters: Cost Center Name Not Equal To DoNotReport; Site Name Not Equal To DoNotReport; Billing Period Equal To 200902*

# elpaso

Energy CAP

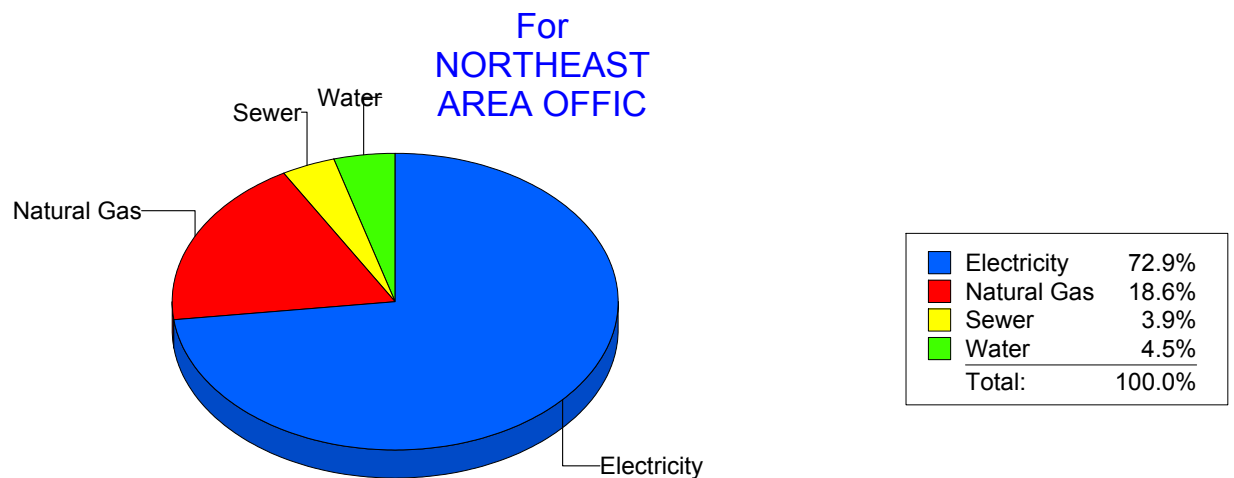
Cost Avoidance Program

## Cost Summary Graph

Grouped by Energy Type

Energy Type	Use	Units	Total Cost	Avg Unit Cost	% of Total Cost
Site: NORTHEAST AREA OFFIC - NORTHEAST AREA OFFIC					
Electricity	6,080	KWH	\$878.35	0.1445	72.95%
Natural Gas	187	CCF	\$224.53	1.2007	18.65%
Water	8	CCF	\$54.40	6.8000	4.52%
Sewer	6	CCF	\$46.79	7.7983	3.89%

**Total Cost: \$1,204.07**



*Filters: Cost Center Name Not Equal To DoNotReport; Site Name Not Equal To DoNotReport; Billing Period Equal To 200902*

# el Paso

Energy CAP


Cost Avoidance Program

## Cost Summary Graph

Grouped by Energy Type

Energy Type	Use	Units	Total Cost	Avg Unit Cost	% of Total Cost
Site: NORTHEAST AREA TRANS - NORTHEAST AREA TRANS					
Electricity	6,703	KWH	\$802.42	0.1197	33.70%
Natural Gas	915	CCF	\$751.43	0.8212	31.56%
Water	147	CCF	\$552.97	3.7617	23.22%
Sewer	49	CCF	\$274.18	5.5955	11.52%

**Total Cost: \$2,381.00**



*Filters: Cost Center Name Not Equal To DoNotReport; Site Name Not Equal To DoNotReport; Billing Period Equal To 200902*

# el Paso

Energy CAP

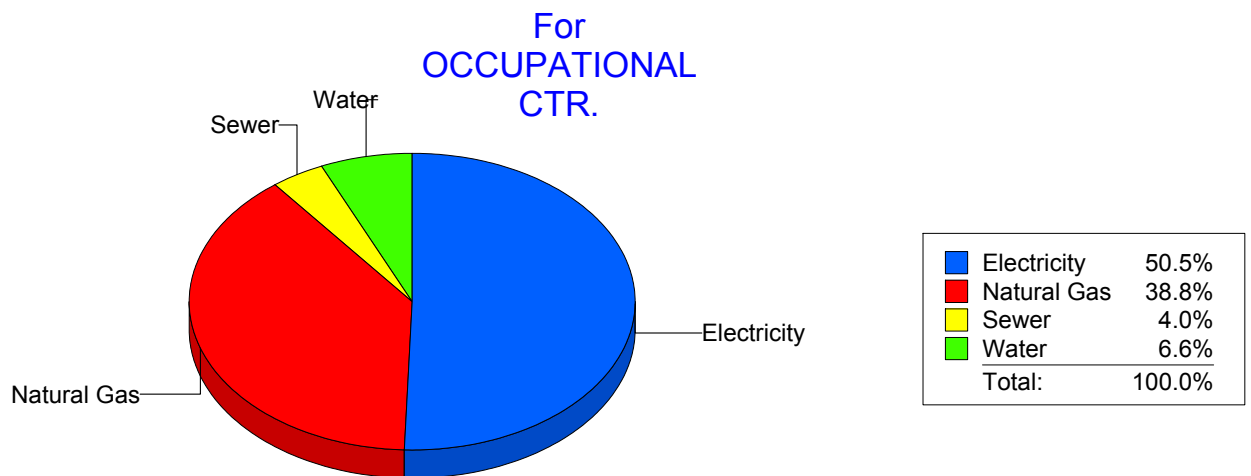
Cost Avoidance Program

## Cost Summary Graph

Grouped by Energy Type

Energy Type	Use	Units	Total Cost	Avg Unit Cost	% of Total Cost
Site: OCCUPATIONAL CTR. - OCCUPATIONAL CTR.					
Electricity	7,400	KWH	\$974.71	0.1317	50.52%
Natural Gas	945	CCF	\$749.35	0.7930	38.84%
Water	32	CCF	\$128.04	4.0013	6.64%
Sewer	22	CCF	\$77.42	3.5191	4.01%

Total Cost: \$1,929.52



Filters: Cost Center Name Not Equal To DoNotReport; Site Name Not Equal To DoNotReport; Billing Period Equal To 200902

# elpaso

Energy CAP

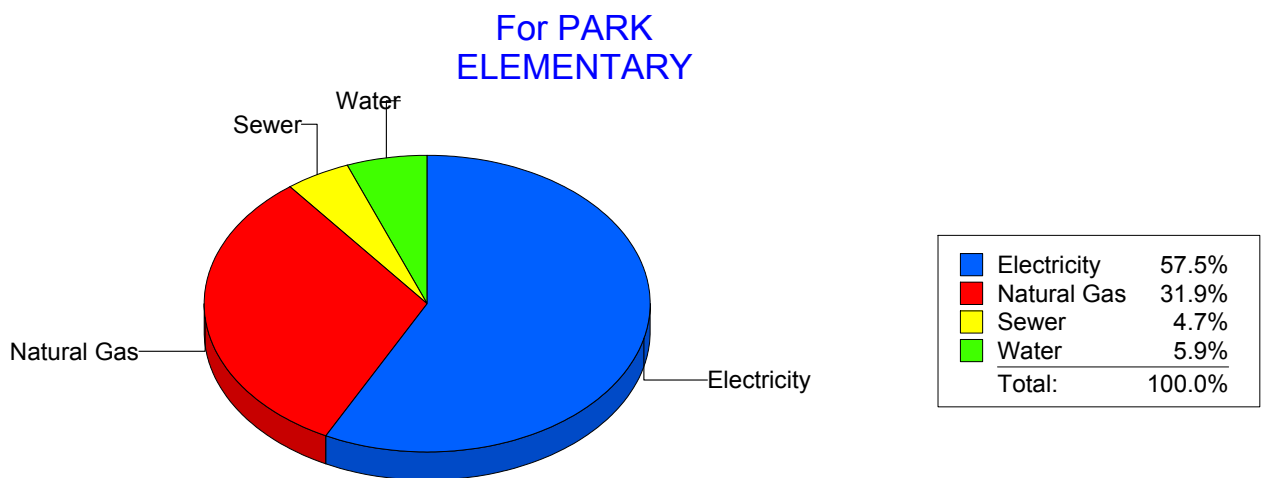
Cost Avoidance Program

## Cost Summary Graph

Grouped by Energy Type

Energy Type	Use	Units	Total Cost	Avg Unit Cost	% of Total Cost
<b>Site: PARK ELEMENTARY - PARK ELEMENTARY</b>					
Electricity	30,687	KWH	\$3,962.91	0.1291	57.53%
Natural Gas	2,707	CCF	\$2,197.36	0.8117	31.90%
Water	163	CCF	\$403.92	2.4780	5.86%
Sewer	118	CCF	\$323.82	2.7442	4.70%

**Total Cost: \$6,888.01**



*Filters: Cost Center Name Not Equal To DoNotReport; Site Name Not Equal To DoNotReport; Billing Period Equal To 200902*

# elpaso

Energy CAP

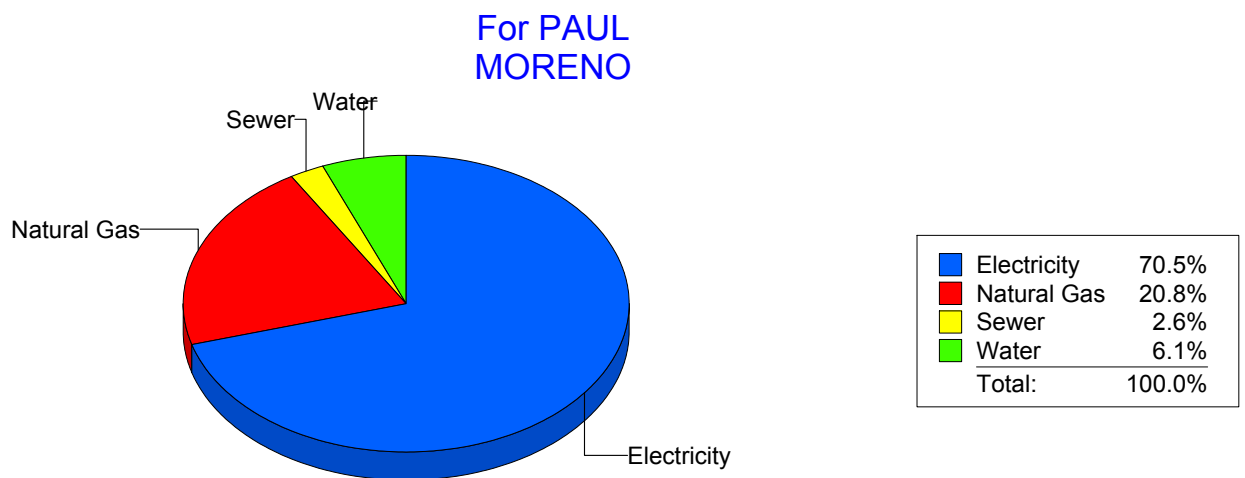
Cost Avoidance Program

## Cost Summary Graph

Grouped by Energy Type

Energy Type	Use	Units	Total Cost	Avg Unit Cost	% of Total Cost
Site: PAUL MORENO - PAUL MORENO					
Electricity	61,800	KWH	\$8,225.00	0.1331	70.49%
Natural Gas	3,116	CCF	\$2,424.10	0.7780	20.77%
Water	196	CCF	\$710.52	3.6251	6.09%
Sewer	96	CCF	\$309.01	3.2189	2.65%

Total Cost: \$11,668.63



Filters: Cost Center Name Not Equal To DoNotReport; Site Name Not Equal To DoNotReport; Billing Period Equal To 200902

# elpaso

Energy CAP

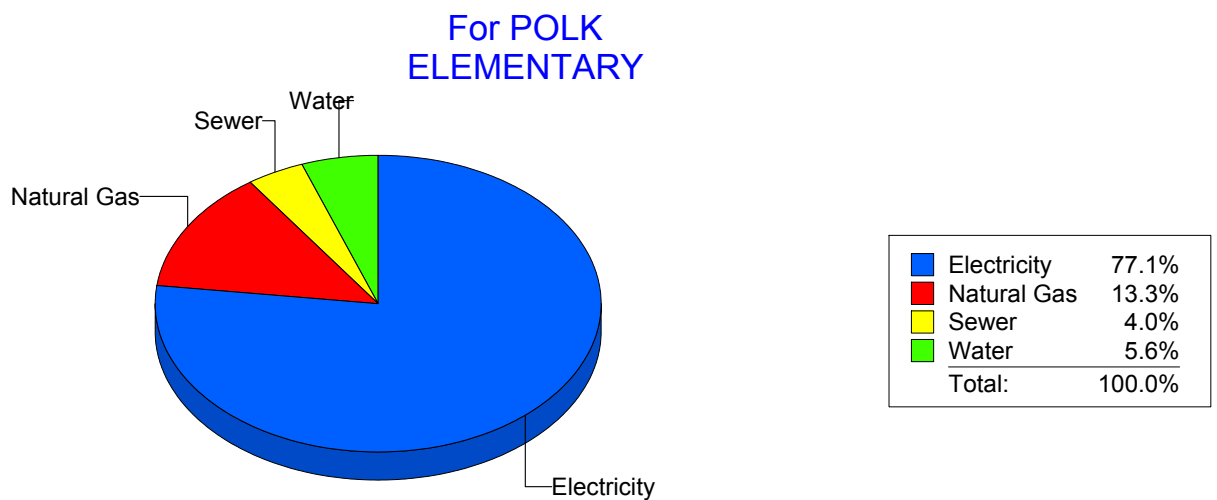
Cost Avoidance Program

## Cost Summary Graph

Grouped by Energy Type

Energy Type	Use	Units	Total Cost	Avg Unit Cost	% of Total Cost
Site: POLK ELEMENTARY - POLK ELEMENTARY					
Electricity	42,050	KWH	\$6,398.24	0.1522	77.06%
Natural Gas	1,367	CCF	\$1,101.87	0.8060	13.27%
Water	236	CCF	\$467.39	1.9805	5.63%
Sewer	156	CCF	\$335.73	2.1521	4.04%

**Total Cost: \$8,303.23**



Filters: Cost Center Name Not Equal To DoNotReport; Site Name Not Equal To DoNotReport; Billing Period Equal To 200902

# elpaso

Energy CAP

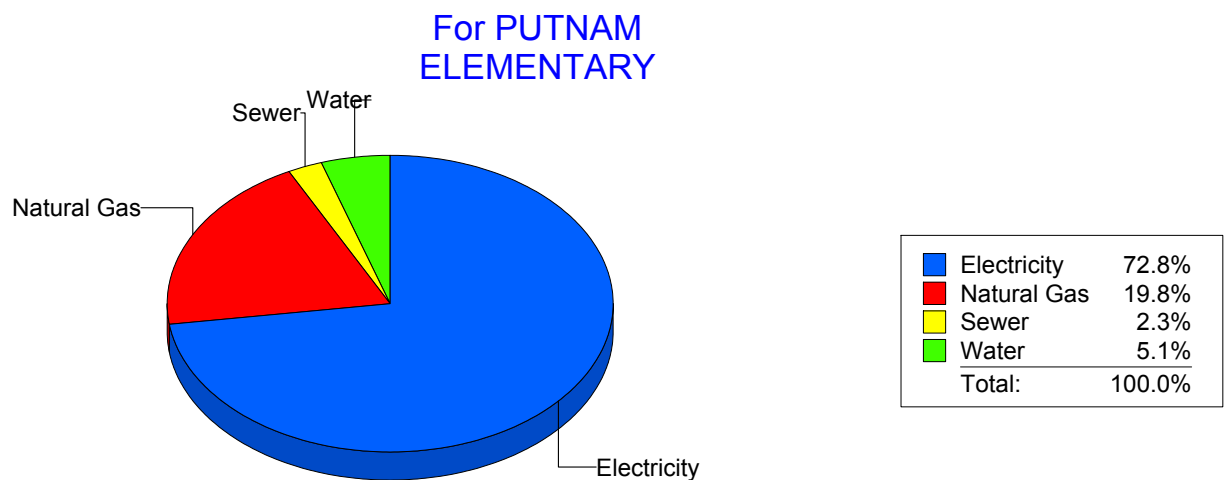
Cost Avoidance Program

## Cost Summary Graph

Grouped by Energy Type

Energy Type	Use	Units	Total Cost	Avg Unit Cost	% of Total Cost
Site: PUTNAM ELEMENTARY - PUTNAM ELEMENTARY					
Electricity	41,455	KWH	\$5,724.04	0.1381	72.78%
Natural Gas	1,980	CCF	\$1,560.47	0.7881	19.84%
Water	163	CCF	\$400.01	2.4540	5.09%
Sewer	85	CCF	\$180.67	2.1255	2.30%

**Total Cost: \$7,865.19**



Filters: Cost Center Name Not Equal To DoNotReport; Site Name Not Equal To DoNotReport; Billing Period Equal To 200902

# elpaso

Energy CAP

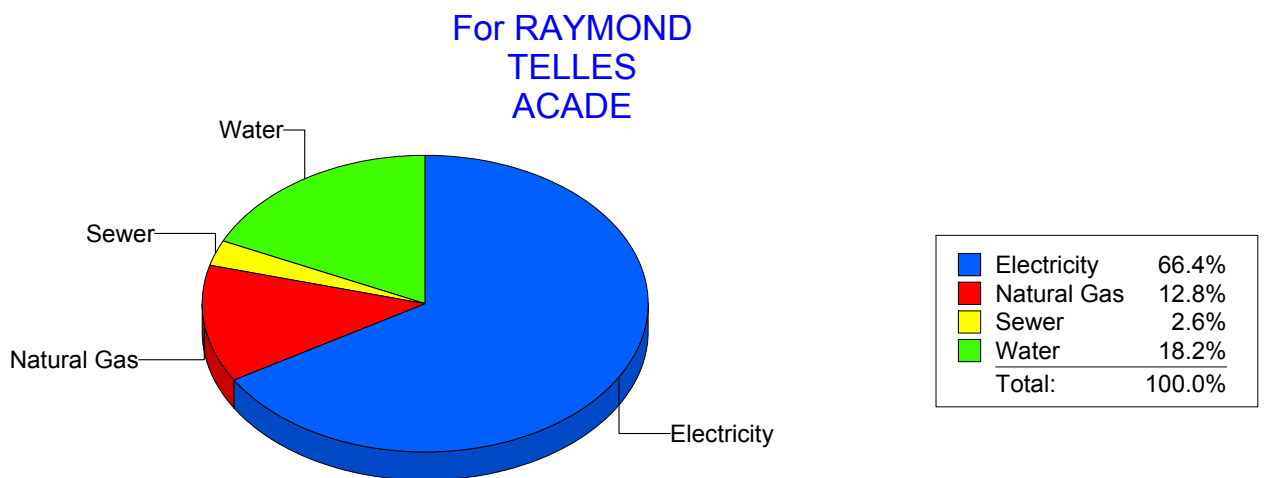
Cost Avoidance Program

## Cost Summary Graph

Grouped by Energy Type

Energy Type	Use	Units	Total Cost	Avg Unit Cost	% of Total Cost
Site: RAYMOND TELLES ACADE - RAYMOND TELLES ACADE					
Electricity	43,600	KWH	\$5,267.95	0.1208	66.44%
Natural Gas	1,292	CCF	\$1,012.70	0.7838	12.77%
Water	350	CCF	\$1,440.37	4.1153	18.17%
Sewer	55	CCF	\$207.46	3.7720	2.62%

**Total Cost:** \$7,928.48



Filters: Cost Center Name Not Equal To DoNotReport; Site Name Not Equal To DoNotReport; Billing Period Equal To 200902

# elpaso

Energy CAP

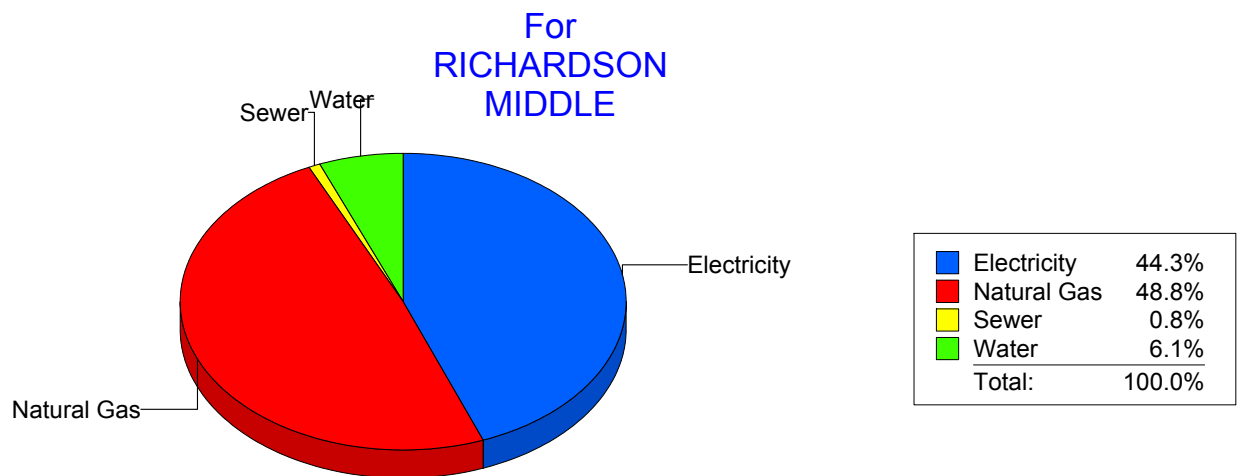
Cost Avoidance Program

## Cost Summary Graph

Grouped by Energy Type

Energy Type	Use	Units	Total Cost	Avg Unit Cost	% of Total Cost
<b>Site: RICHARDSON MIDDLE - RICHARDSON MIDDLE</b>					
Electricity	103,800	KWH	\$13,016.48	0.1254	44.28%
Natural Gas	19,072	CCF	\$14,342.28	0.7520	48.80%
Water	423	CCF	\$1,797.47	4.2493	6.12%
Sewer	78	CCF	\$236.67	3.0342	0.81%

**Total Cost: \$29,392.90**



*Filters: Cost Center Name Not Equal To DoNotReport; Site Name Not Equal To DoNotReport; Billing Period Equal To 200902*

# el paso

Energy CAP

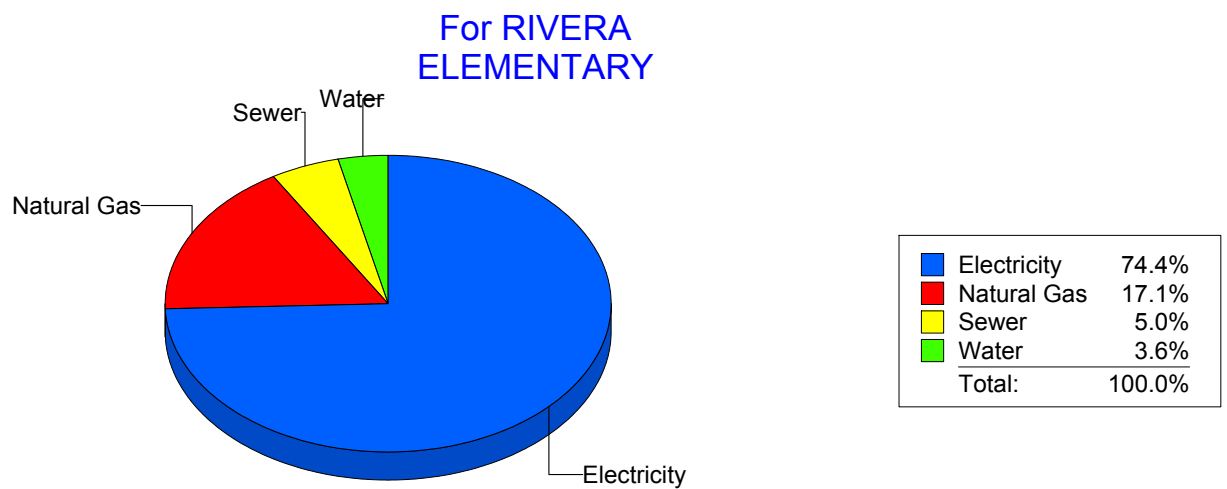
Cost Avoidance Program

## Cost Summary Graph

Grouped by Energy Type

Energy Type	Use	Units	Total Cost	Avg Unit Cost	% of Total Cost
Site: RIVERA ELEMENTARY - RIVERA ELEMENTARY					
Electricity	55,800	KWH	\$7,422.11	0.1330	74.37%
Natural Gas	2,165	CCF	\$1,702.47	0.7864	17.06%
Water	162	CCF	\$360.09	2.2228	3.61%
Sewer	282	CCF	\$495.75	1.7580	4.97%

Total Cost: \$9,980.42



Filters: Cost Center Name Not Equal To DoNotReport; Site Name Not Equal To DoNotReport; Billing Period Equal To 200902

# elpaso

Energy CAP

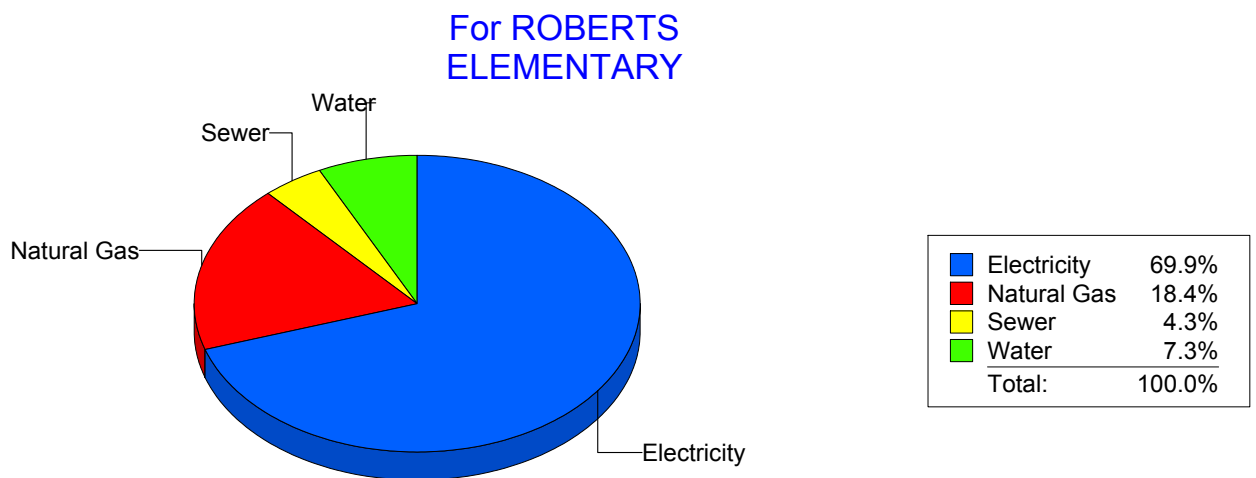
Cost Avoidance Program

## Cost Summary Graph

Grouped by Energy Type

Energy Type	Use	Units	Total Cost	Avg Unit Cost	% of Total Cost
Site: ROBERTS ELEMENTARY - ROBERTS ELEMENTARY					
Electricity	48,006	KWH	\$6,058.71	0.1262	69.93%
Natural Gas	2,032	CCF	\$1,598.35	0.7866	18.45%
Water	307	CCF	\$636.59	2.0736	7.35%
Sewer	281	CCF	\$369.97	1.3166	4.27%

Total Cost: \$8,663.62



Filters: Cost Center Name Not Equal To DoNotReport; Site Name Not Equal To DoNotReport; Billing Period Equal To 200902

# elpaso

Energy CAP

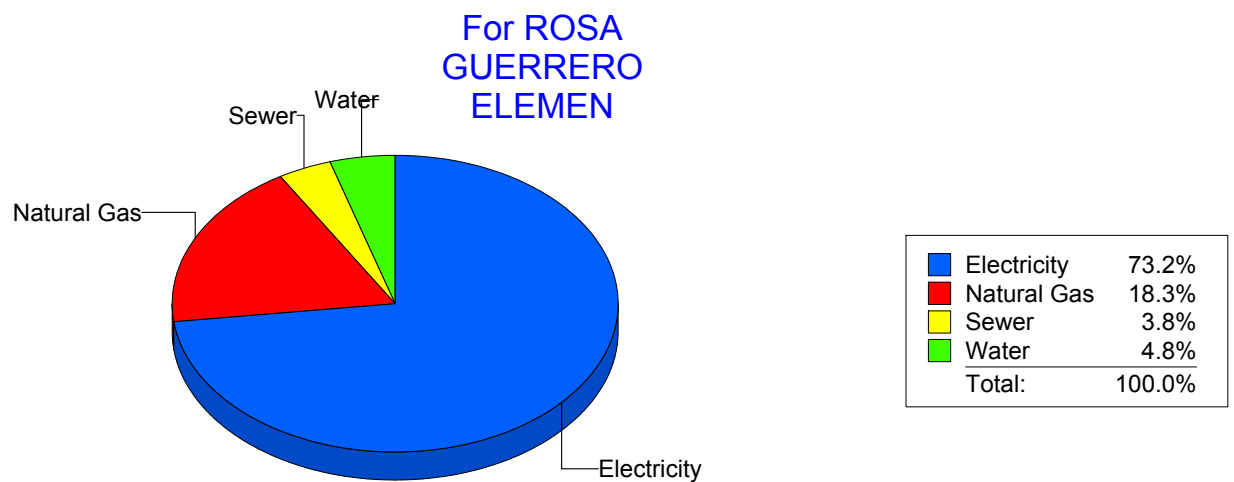
Cost Avoidance Program

## Cost Summary Graph

Grouped by Energy Type

Energy Type	Use	Units	Total Cost	Avg Unit Cost	% of Total Cost
Site: ROSA GUERRERO ELEMEN - ROSA GUERRERO ELEMEN					
Electricity	58,860	KWH	\$8,236.54	0.1399	73.16%
Natural Gas	2,628	CCF	\$2,055.24	0.7821	18.25%
Water	265	CCF	\$542.30	2.0464	4.82%
Sewer	177	CCF	\$424.64	2.3991	3.77%

**Total Cost:** \$11,258.72



Filters: Cost Center Name Not Equal To DoNotReport; Site Name Not Equal To DoNotReport; Billing Period Equal To 200902

# elpaso

Energy CAP

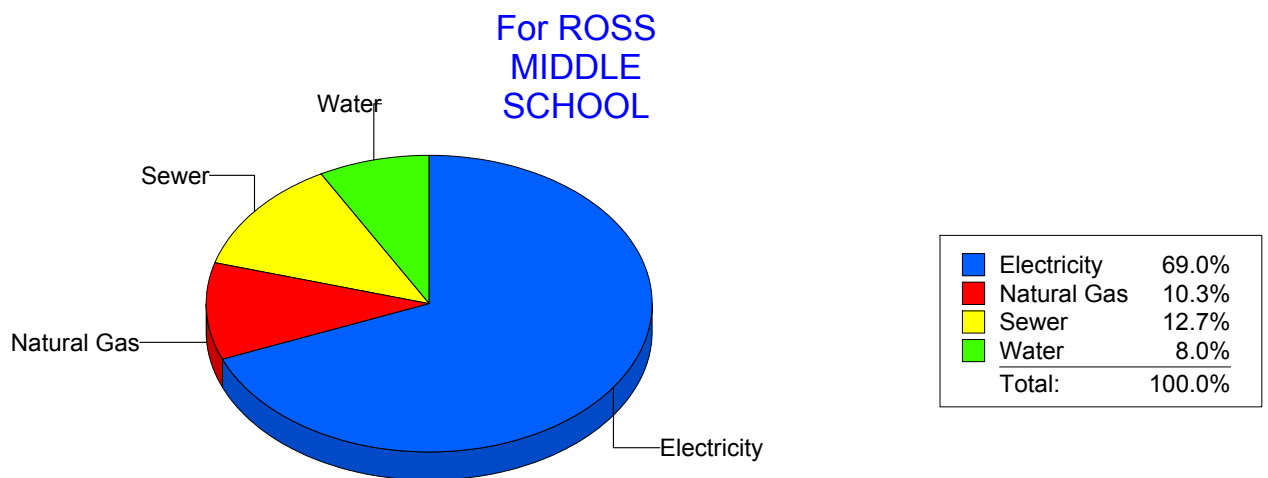
Cost Avoidance Program

## Cost Summary Graph

Grouped by Energy Type

Energy Type	Use	Units	Total Cost	Avg Unit Cost	% of Total Cost
Site: ROSS MIDDLE SCHOOL - ROSS MIDDLE SCHOOL					
Electricity	55,623	KWH	\$7,073.29	0.1272	69.02%
Natural Gas	1,351	CCF	\$1,057.47	0.7827	10.32%
Water	478	CCF	\$818.29	1.7119	7.98%
Sewer	915	CCF	\$1,299.66	1.4204	12.68%

Total Cost: \$10,248.71



Filters: Cost Center Name Not Equal To DoNotReport; Site Name Not Equal To DoNotReport; Billing Period Equal To 200902

# elpaso

Energy CAP

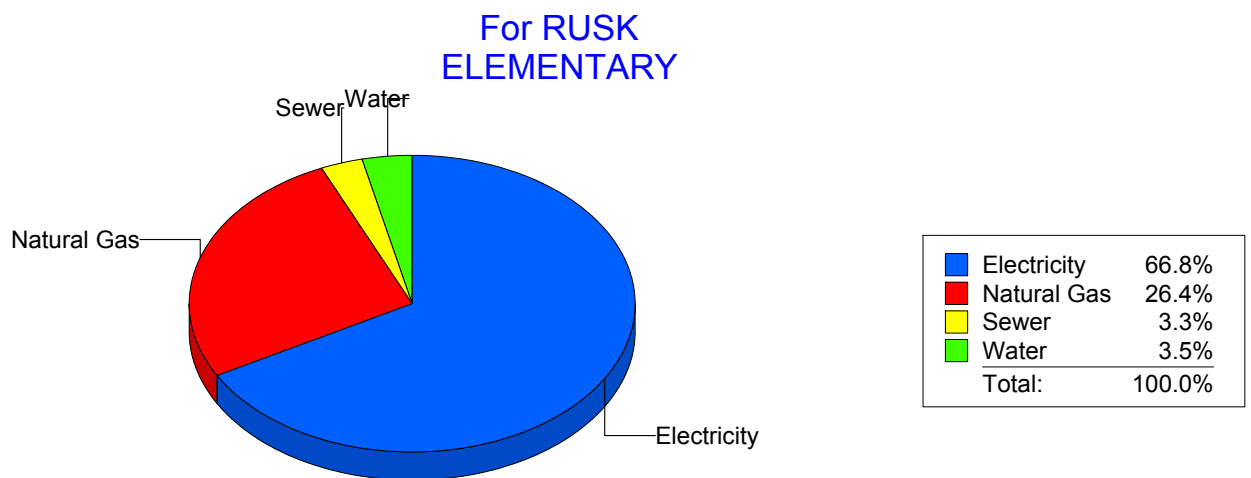
Cost Avoidance Program

## Cost Summary Graph

Grouped by Energy Type

Energy Type	Use	Units	Total Cost	Avg Unit Cost	% of Total Cost
Site: RUSK ELEMENTARY - RUSK ELEMENTARY					
Electricity	30,412	KWH	\$4,092.00	0.1346	66.81%
Natural Gas	2,059	CCF	\$1,619.22	0.7864	26.44%
Water	97	CCF	\$213.98	2.2060	3.49%
Sewer	100	CCF	\$199.35	1.9935	3.25%

Total Cost: \$6,124.55



Filters: Cost Center Name Not Equal To DoNotReport; Site Name Not Equal To DoNotReport; Billing Period Equal To 200902

# elpaso

Energy CAP

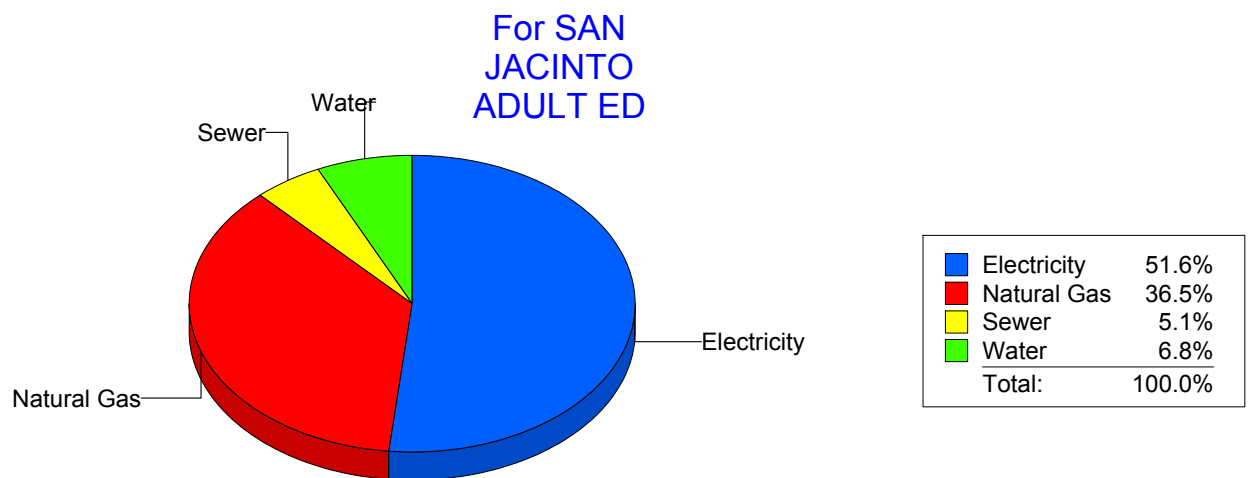
Cost Avoidance Program

## Cost Summary Graph

Grouped by Energy Type

Energy Type	Use	Units	Total Cost	Avg Unit Cost	% of Total Cost
Site: SAN JACINTO ADULT ED - SAN JACINTO ADULT ED					
Electricity	7,700	KWH	\$1,106.68	0.1437	51.56%
Natural Gas	989	CCF	\$782.67	0.7914	36.46%
Water	58	CCF	\$146.73	2.5298	6.84%
Sewer	44	CCF	\$110.50	2.5114	5.15%

**Total Cost:** \$2,146.58



Filters: Cost Center Name Not Equal To DoNotReport; Site Name Not Equal To DoNotReport; Billing Period Equal To 200902

# elpaso

Energy CAP

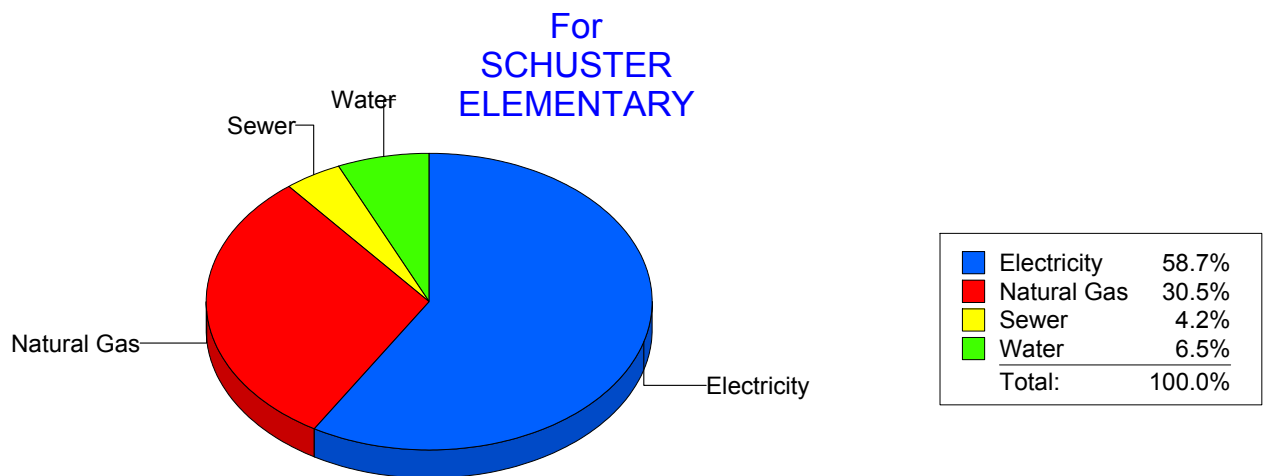
Cost Avoidance Program

## Cost Summary Graph

Grouped by Energy Type

Energy Type	Use	Units	Total Cost	Avg Unit Cost	% of Total Cost
<b>Site: SCHUSTER ELEMENTARY - SCHUSTER ELEMENTARY</b>					
Electricity	25,280	KWH	\$3,098.86	0.1226	58.72%
Natural Gas	2,079	CCF	\$1,609.98	0.7744	30.51%
Water	195	CCF	\$345.38	1.7712	6.54%
Sewer	127	CCF	\$223.53	1.7601	4.24%

**Total Cost: \$5,277.75**



*Filters: Cost Center Name Not Equal To DoNotReport; Site Name Not Equal To DoNotReport; Billing Period Equal To 200902*

# elpaso

Energy CAP

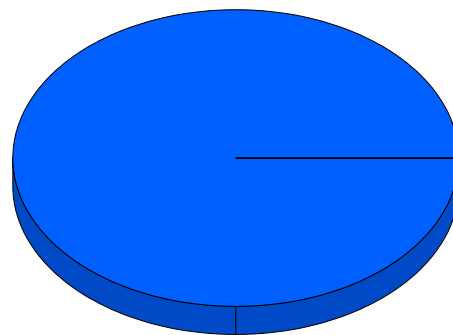
Cost Avoidance Program

## Cost Summary Graph

Grouped by Energy Type

Energy Type	Use	Units	Total Cost	Avg Unit Cost	% of Total Cost
Site: SKYPARKIB1 - Sky Park I B1					
Electricity	2,476	KWH	\$399.82	0.1615	100.00%
Total Cost:			\$399.82		

For Sky Park I  
B1



Electricity

■	Electricity	100.0%
	Total:	100.0%

Filters: Cost Center Name Not Equal To DoNotReport; Site Name Not Equal To DoNotReport; Billing Period Equal To 200902

elpaso

Energy CAP

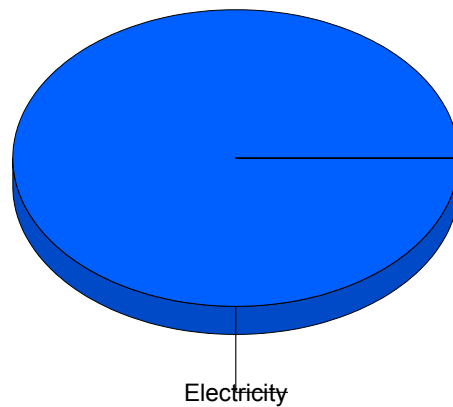
Cost Avoidance Program

## Cost Summary Graph

Grouped by Energy Type

Energy Type	Use	Units	Total Cost	Avg Unit Cost	% of Total Cost
Site: SKYPARK - Skypark					
Electricity	3,081	KWH	\$505.38	0.1640	100.00%
Total Cost:			\$505.38		

For Skypark



■	Electricity	100.0%
	Total:	100.0%

Filters: Cost Center Name Not Equal To DoNotReport; Site Name Not Equal To DoNotReport; Billing Period Equal To 200902

# elpaso

Energy CAP

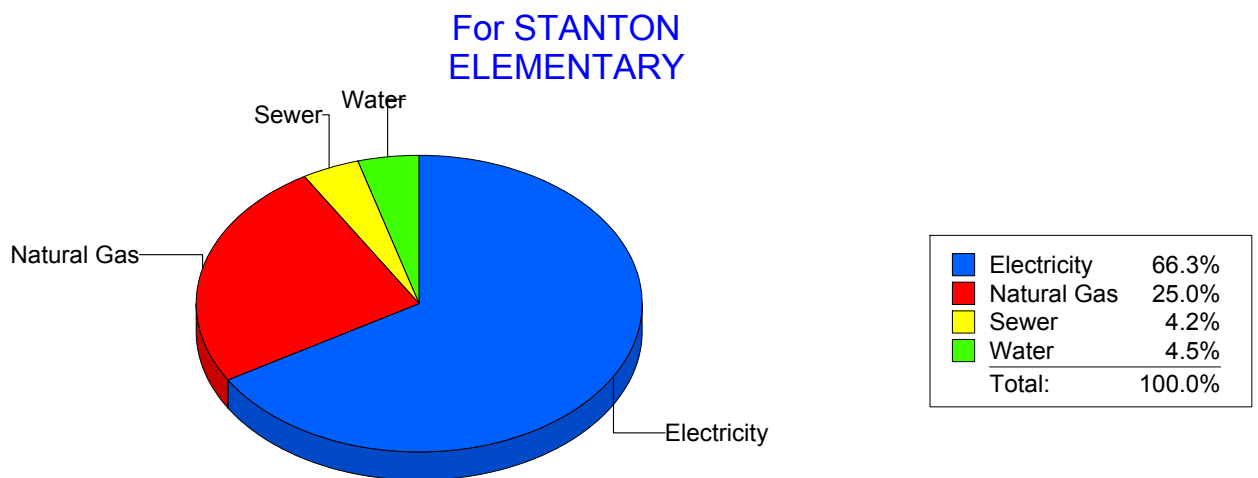
Cost Avoidance Program

## Cost Summary Graph

Grouped by Energy Type

Energy Type	Use	Units	Total Cost	Avg Unit Cost	% of Total Cost
<b>Site: STANTON ELEMENTARY - STANTON ELEMENTARY</b>					
Electricity	33,178	KWH	\$4,793.01	0.1445	66.32%
Natural Gas	2,300	CCF	\$1,805.42	0.7850	24.98%
Water	384	CCF	\$326.94	0.8514	4.52%
Sewer	198	CCF	\$302.22	1.5264	4.18%

**Total Cost: \$7,227.59**



*Filters: Cost Center Name Not Equal To DoNotReport; Site Name Not Equal To DoNotReport; Billing Period Equal To 200902*

# elpaso

Energy CAP

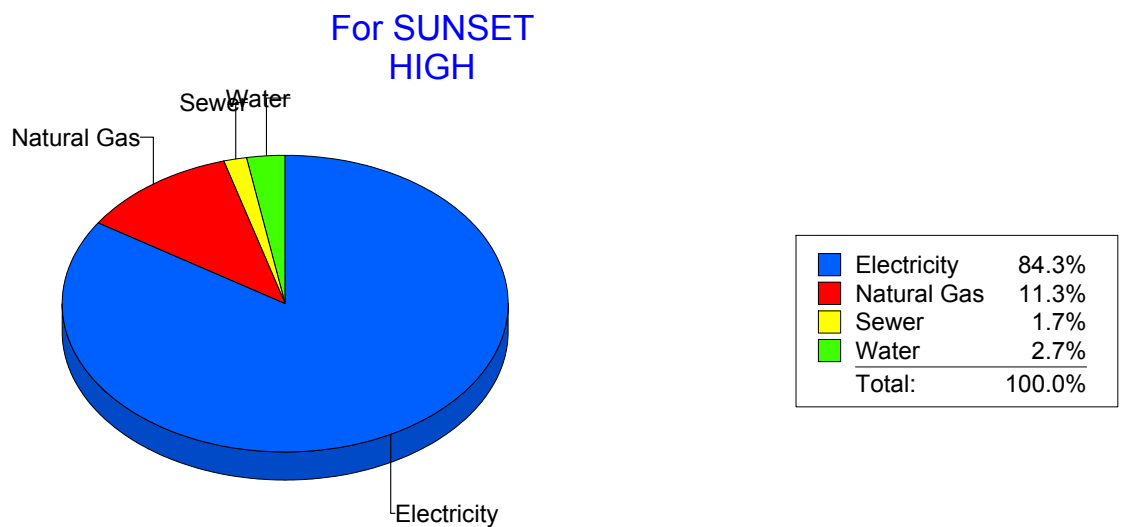
Cost Avoidance Program

## Cost Summary Graph

Grouped by Energy Type

Energy Type	Use	Units	Total Cost	Avg Unit Cost	% of Total Cost
<b>Site: SUNSET HIGH - SUNSET HIGH</b>					
Electricity	29,840	KWH	\$4,308.47	0.1444	84.29%
Natural Gas	717	CCF	\$576.67	0.8043	11.28%
Water	42	CCF	\$137.18	3.2662	2.68%
Sewer	21	CCF	\$88.91	4.2338	1.74%

**Total Cost: \$5,111.23**



Filters: Cost Center Name Not Equal To DoNotReport; Site Name Not Equal To DoNotReport; Billing Period Equal To 200902

# elpaso

Energy CAP

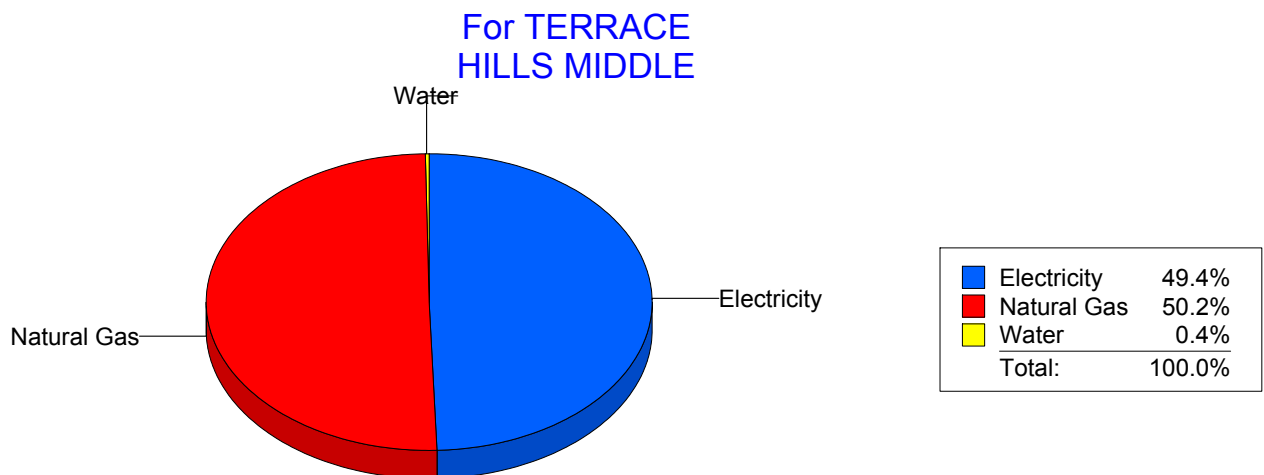
Cost Avoidance Program

## Cost Summary Graph

Grouped by Energy Type

Energy Type	Use	Units	Total Cost	Avg Unit Cost	% of Total Cost
Site: TERRACE HILLS MIDDLE - TERRACE HILLS MIDDLE					
Electricity	35,400	KWH	\$4,965.28	0.1403	49.43%
Natural Gas	6,600	CCF	\$5,043.16	0.7641	50.21%
Water	0	CCF	\$36.36	0.0000	0.36%

**Total Cost: \$10,044.80**



*Filters: Cost Center Name Not Equal To DoNotReport; Site Name Not Equal To DoNotReport; Billing Period Equal To 200902*

# elpaso

Energy CAP

Cost Avoidance Program

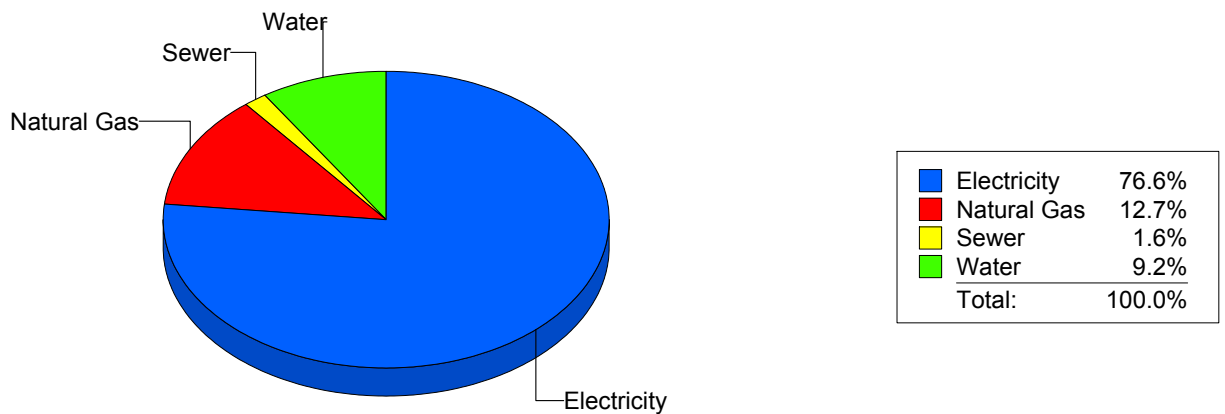
## Cost Summary Graph

Grouped by Energy Type

Energy Type	Use	Units	Total Cost	Avg Unit Cost	% of Total Cost
Site: TIPPIN - TIPPIN ELEMENTARY					
Electricity	75,000	KWH	\$9,351.11	0.1247	76.57%
Natural Gas	1,998	CCF	\$1,548.52	0.7750	12.68%
Water	227	CCF	\$1,118.09	4.9255	9.16%
Sewer	45	CCF	\$194.76	4.3280	1.59%

**Total Cost: \$12,212.48**

For TIPPIN  
ELEMENTARY



Filters: Cost Center Name Not Equal To DoNotReport; Site Name Not Equal To DoNotReport; Billing Period Equal To 200902

# elpaso

Energy CAP

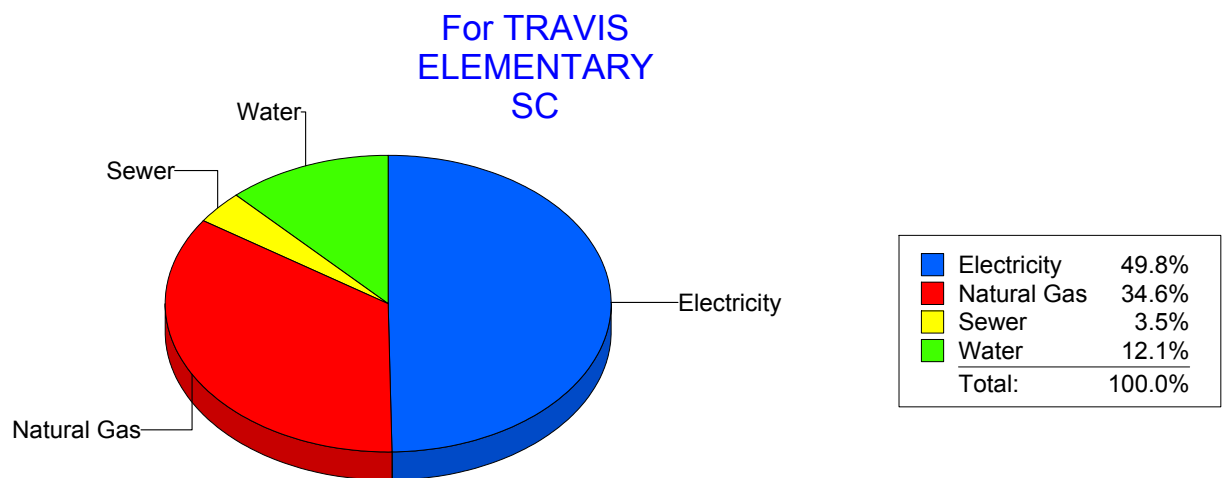
Cost Avoidance Program

## Cost Summary Graph

Grouped by Energy Type

Energy Type	Use	Units	Total Cost	Avg Unit Cost	% of Total Cost
Site: TRAVIS ELEMENTARY SC - TRAVIS ELEMENTARY SC					
Electricity	25,165	KWH	\$3,426.06	0.1361	49.83%
Natural Gas	3,054	CCF	\$2,375.64	0.7779	34.55%
Water	261	CCF	\$830.24	3.1810	12.07%
Sewer	104	CCF	\$243.80	2.3442	3.55%

**Total Cost:** \$6,875.74



*Filters: Cost Center Name Not Equal To DoNotReport; Site Name Not Equal To DoNotReport; Billing Period Equal To 200902*

# elpaso

Energy CAP

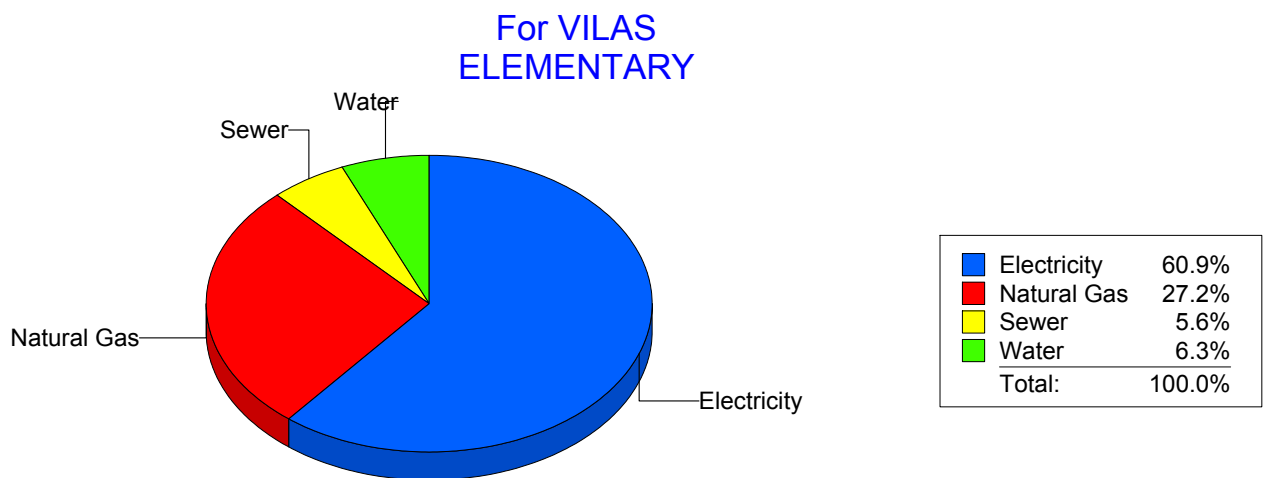
Cost Avoidance Program

## Cost Summary Graph

Grouped by Energy Type

Energy Type	Use	Units	Total Cost	Avg Unit Cost	% of Total Cost
<b>Site: VILAS ELEMENTARY - VILAS ELEMENTARY</b>					
Electricity	29,939	KWH	\$4,095.98	0.1368	60.91%
Natural Gas	2,254	CCF	\$1,830.42	0.8121	27.22%
Water	111	CCF	\$422.17	3.8033	6.28%
Sewer	98	CCF	\$375.91	3.8358	5.59%

**Total Cost: \$6,724.48**



*Filters: Cost Center Name Not Equal To DoNotReport; Site Name Not Equal To DoNotReport; Billing Period Equal To 200902*

# elpaso

Energy CAP

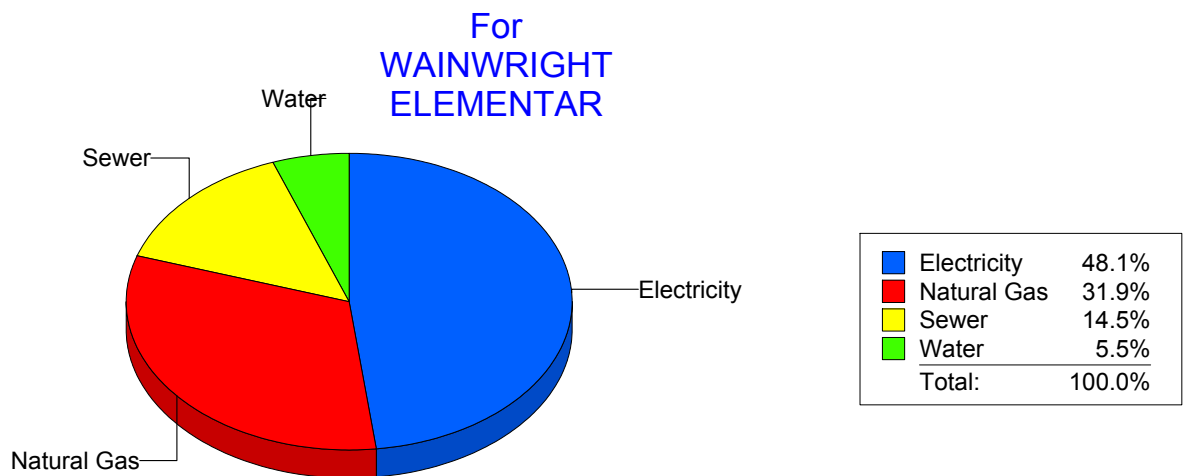
Cost Avoidance Program

## Cost Summary Graph

Grouped by Energy Type

Energy Type	Use	Units	Total Cost	Avg Unit Cost	% of Total Cost
<b>Site: WAINWRIGHT ELEMENTAR - WAINWRIGHT ELEMENTAR</b>					
Electricity	7,906	KWH	\$1,392.16	0.1761	48.10%
Natural Gas	1,089	CCF	\$923.90	0.8484	31.92%
Water	16	CCF	\$159.16	9.9475	5.50%
Sewer	224	CCF	\$419.07	1.8708	14.48%

**Total Cost: \$2,894.29**



*Filters: Cost Center Name Not Equal To DoNotReport; Site Name Not Equal To DoNotReport; Billing Period Equal To 200902*

# elpaso

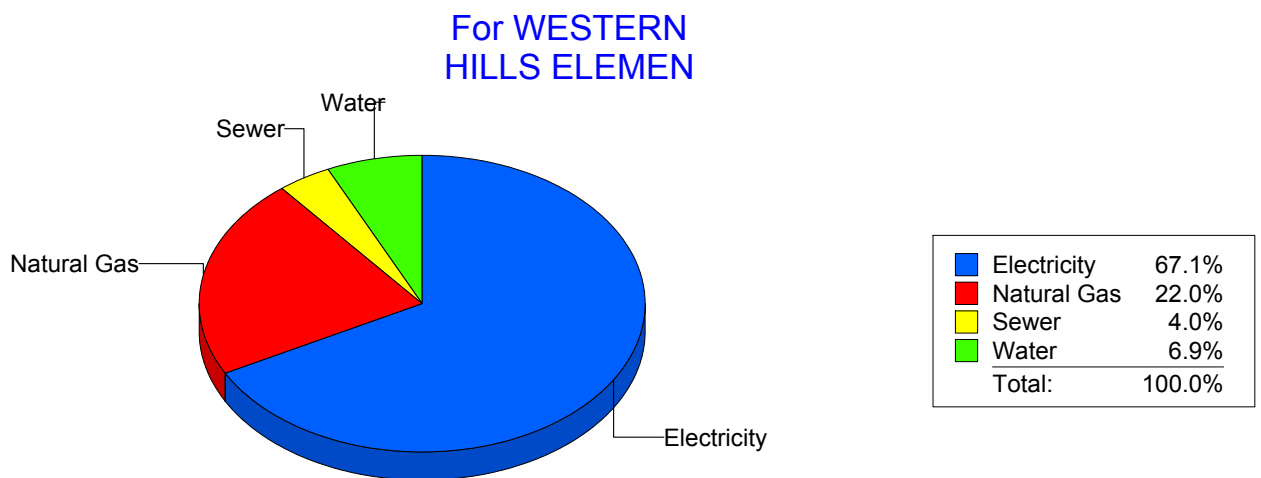
Energy CAP

Cost Avoidance Program

## Cost Summary Graph

Grouped by Energy Type

Energy Type	Use	Units	Total Cost	Avg Unit Cost	% of Total Cost
Site: WESTERN HILLS ELEMEN - WESTERN HILLS ELEMEN					
Electricity	47,760	KWH	\$6,576.66	0.1377	67.10%
Natural Gas	2,799	CCF	\$2,156.42	0.7704	22.00%
Water	171	CCF	\$675.40	3.9497	6.89%
Sewer	59	CCF	\$392.12	6.6461	4.00%
Total Cost:			\$9,800.60		



Filters: Cost Center Name Not Equal To DoNotReport; Site Name Not Equal To DoNotReport; Billing Period Equal To 200902

# elpaso

Energy CAP

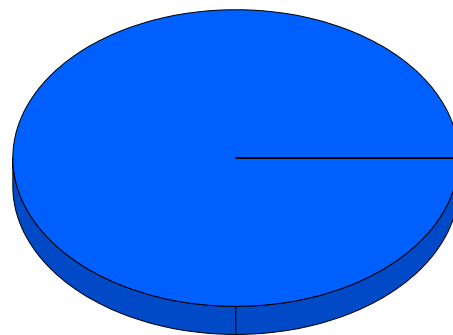
Cost Avoidance Program

## Cost Summary Graph

Grouped by Energy Type

Energy Type	Use	Units	Total Cost	Avg Unit Cost	% of Total Cost
Site: WESTSIDE TRANSPORTAT - WESTSIDE TRANSPORTAT					
Electricity	1,737	KWH	\$318.51	0.1834	100.00%
Total Cost:			\$318.51		

For WESTSIDE  
TRANSPORTAT



Electricity

■	Electricity	100.0%
	Total:	100.0%

Filters: Cost Center Name Not Equal To DoNotReport; Site Name Not Equal To DoNotReport; Billing Period Equal To 200902

# elpaso

Energy CAP

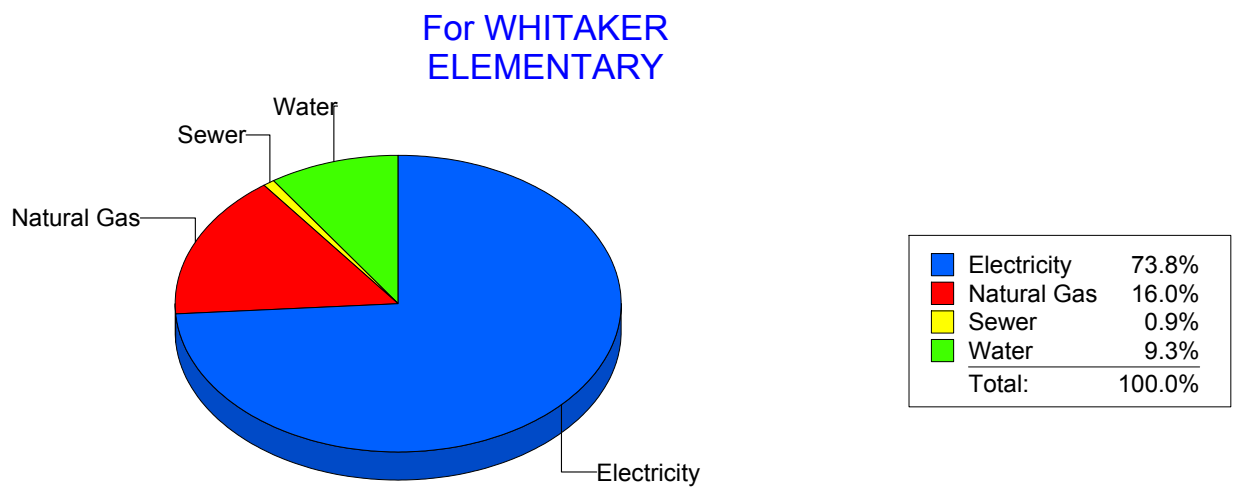
Cost Avoidance Program

## Cost Summary Graph

Grouped by Energy Type

Energy Type	Use	Units	Total Cost	Avg Unit Cost	% of Total Cost
Site: WHITAKER ELEMENTARY - WHITAKER ELEMENTARY					
Electricity	67,680	KWH	\$9,183.11	0.1357	73.83%
Natural Gas	2,575	CCF	\$1,986.41	0.7714	15.97%
Water	522	CCF	\$1,157.91	2.2182	9.31%
Sewer	127	CCF	\$110.44	0.8696	0.89%

Total Cost: \$12,437.87



Filters: Cost Center Name Not Equal To DoNotReport; Site Name Not Equal To DoNotReport; Billing Period Equal To 200902

# el Paso

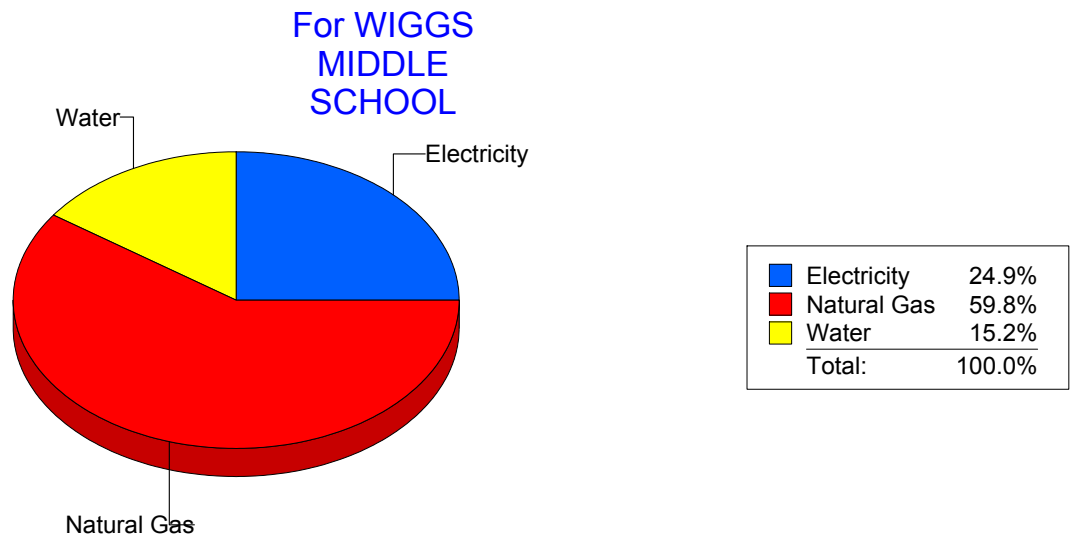
Energy CAP

Cost Avoidance Program

## Cost Summary Graph

Grouped by Energy Type

Energy Type	Use	Units	Total Cost	Avg Unit Cost	% of Total Cost
Site: WIGGS MIDDLE SCHOOL - WIGGS MIDDLE SCHOOL					
Electricity	4,880	KWH	\$821.78	0.1684	24.92%
Natural Gas	2,558	CCF	\$1,973.51	0.7715	59.85%
Water	113	CCF	\$502.19	4.4442	15.23%
Total Cost:			\$3,297.48		



Filters: Cost Center Name Not Equal To DoNotReport; Site Name Not Equal To DoNotReport; Billing Period Equal To 200902

# elpaso

Energy CAP

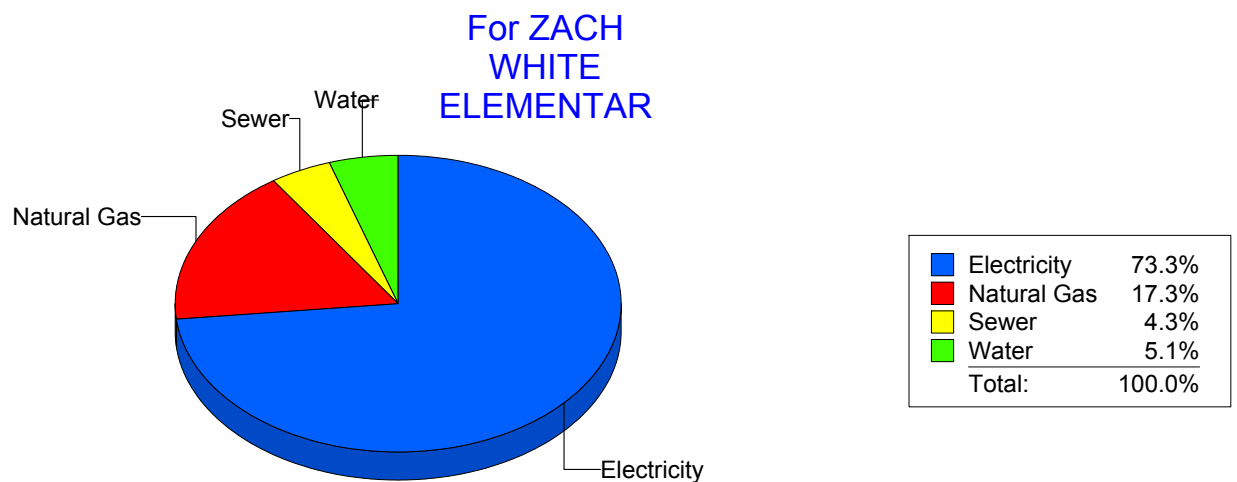
Cost Avoidance Program

## Cost Summary Graph

Grouped by Energy Type

Energy Type	Use	Units	Total Cost	Avg Unit Cost	% of Total Cost
Site: ZACH WHITE ELEMENTAR - ZACH WHITE ELEMENTAR					
Electricity	51,900	KWH	\$7,103.17	0.1369	73.28%
Natural Gas	2,129	CCF	\$1,678.71	0.7885	17.32%
Water	112	CCF	\$497.31	4.4403	5.13%
Sewer	120	CCF	\$414.49	3.4541	4.28%

Total Cost: \$9,693.68



Filters: Cost Center Name Not Equal To DoNotReport; Site Name Not Equal To DoNotReport; Billing Period Equal To 200902

# el Paso

Energy CAP

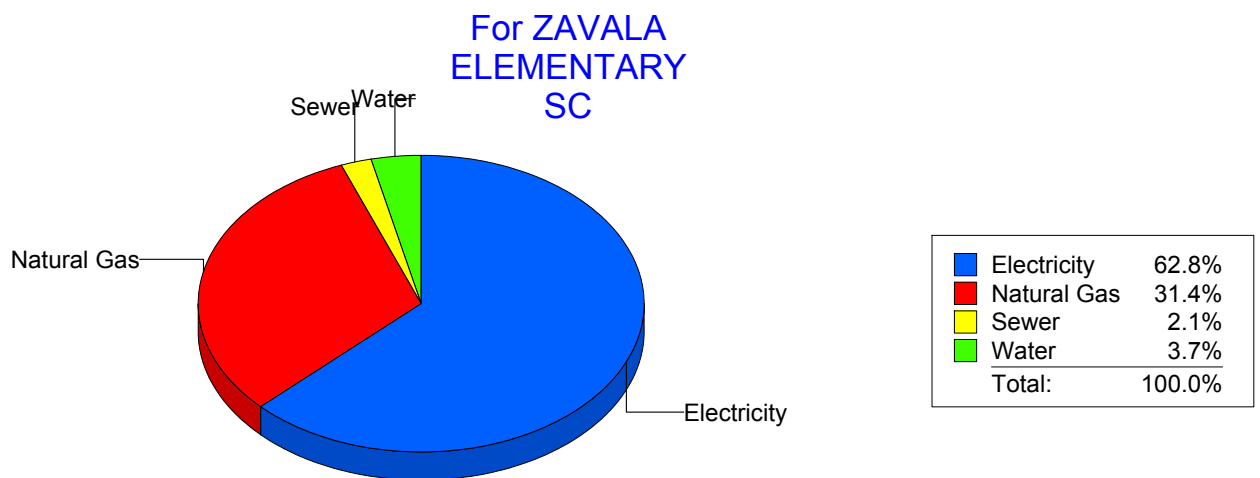
Cost Avoidance Program

## Cost Summary Graph

Grouped by Energy Type

Energy Type	Use	Units	Total Cost	Avg Unit Cost	% of Total Cost
Site: ZAVALA ELEMENTARY SC - ZAVALA ELEMENTARY SC					
Electricity	32,501	KWH	\$3,656.41	0.1125	62.76%
Natural Gas	2,365	CCF	\$1,827.03	0.7725	31.36%
Water	64	CCF	\$218.06	3.4072	3.74%
Sewer	49	CCF	\$124.47	2.5402	2.14%

**Total Cost: \$5,825.97**



Filters: Cost Center Name Not Equal To DoNotReport; Site Name Not Equal To DoNotReport; Billing Period Equal To 200902

# elpaso

Energy CAP

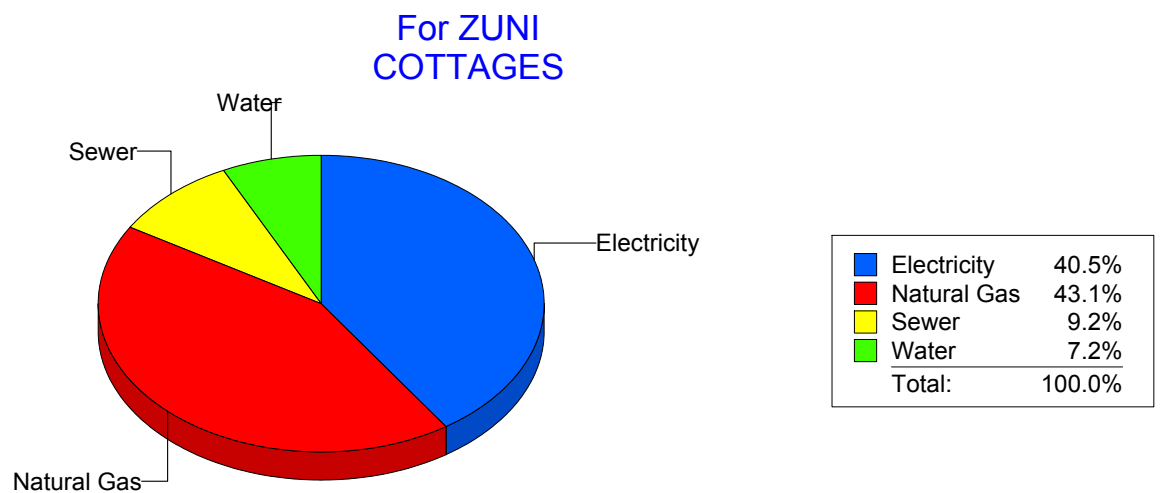
Cost Avoidance Program

## Cost Summary Graph

Grouped by Energy Type

Energy Type	Use	Units	Total Cost	Avg Unit Cost	% of Total Cost
<b>Site: ZUNI COTTAGES - ZUNI COTTAGES</b>					
Electricity		605 KWH	\$128.90	0.2131	40.52%
Natural Gas		106 CCF	\$137.27	1.2950	43.15%
Water		1 CCF	\$22.85	22.8500	7.18%
Sewer		7 CCF	\$29.11	4.1586	9.15%

**Total Cost: \$318.13**



*Filters: Cost Center Name Not Equal To DoNotReport; Site Name Not Equal To DoNotReport; Billing Period Equal To 200902*

# elpaso

Energy CAP

Cost Avoidance Program

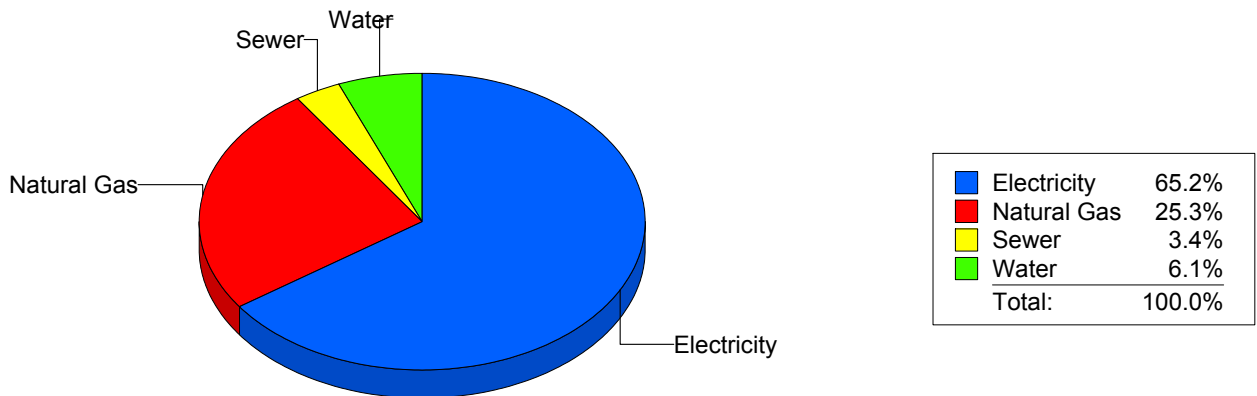
## Cost Summary Graph

Grouped by Energy Type

Energy Type	Use	Units	Total Cost	Avg Unit Cost	% of Total Cost
<b>All Sites</b>					
Electricity	5,518,012	KWH	\$726,229.94	0.1316	65.19%
Natural Gas	366,506	CCF	\$282,333.52	0.7703	25.34%
Water	27,650	CCF	\$68,045.41	2.4610	6.11%
Sewer	17,694	CCF	\$37,422.49	2.1150	3.36%

**Total Cost: \$1,114,031.36**

For All Sites



*Filters: Cost Center Name Not Equal To DoNotReport; Site Name Not Equal To DoNotReport; Billing Period Equal To 200902*