

el paso

Energy CAP

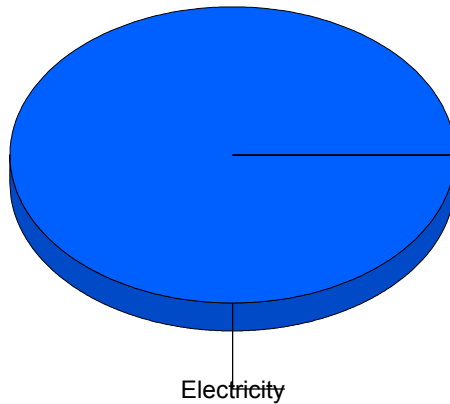
Cost Avoidance Program

Cost Summary Graph

Grouped by Energy Type

Energy Type	Use	Units	Meter Cost	Special Charges	Total Cost	Avg Unit Cost	% of Total Cost
Site: ALAMO ELEMENTARY SCH - ALAMO ELEMENTARY SCH							
Electricity	3,000	KWH	\$480.28	\$0.00	\$480.28	0.1601	100.00%
Total Cost:			\$480.28	\$0.00	\$480.28		

For ALAMO
ELEMENTARY
SCH



Electricity	100.0%
Total:	100.0%

Filters: Cost Center Name Not Equal To DoNotReport; Billing Period Equal To 201301All Meter CodesAll Group Names

elpaso

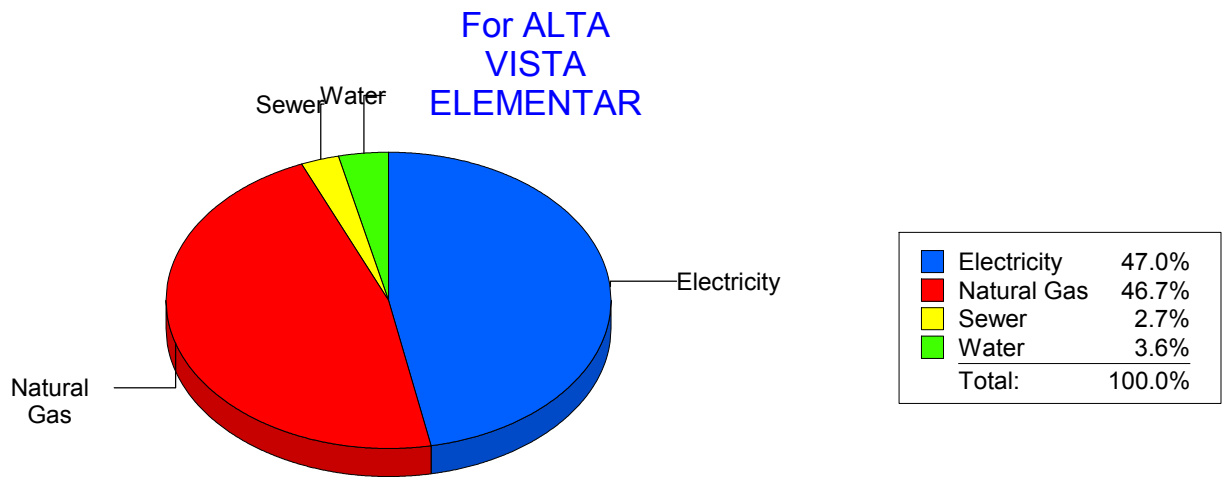
Energy CAP

Cost Avoidance Program

Cost Summary Graph

Grouped by Energy Type

Energy Type	Use	Units	Meter Cost	Special Charges	Total Cost	Avg Unit Cost	% of Total Cost
Site: ALTA VISTA ELEMENTAR - ALTA VISTA ELEMENTAR							
Electricity	26,250	KWH	\$2,831.92	\$0.00	\$2,831.92	0.1079	47.01%
Natural Gas	5,128	CCF	\$2,812.70	\$0.00	\$2,812.70	0.5485	46.69%
Water	101	CCF	\$215.00	\$0.00	\$215.00	2.1287	3.57%
Sewer	77	CCF	\$164.98	\$0.00	\$164.98	2.1426	2.74%
Total Cost:			\$6,024.60	\$0.00	\$6,024.60		



Filters: Cost Center Name Not Equal To DoNotReport; Billing Period Equal To 201301All Meter CodesAll Group Names

elpaso

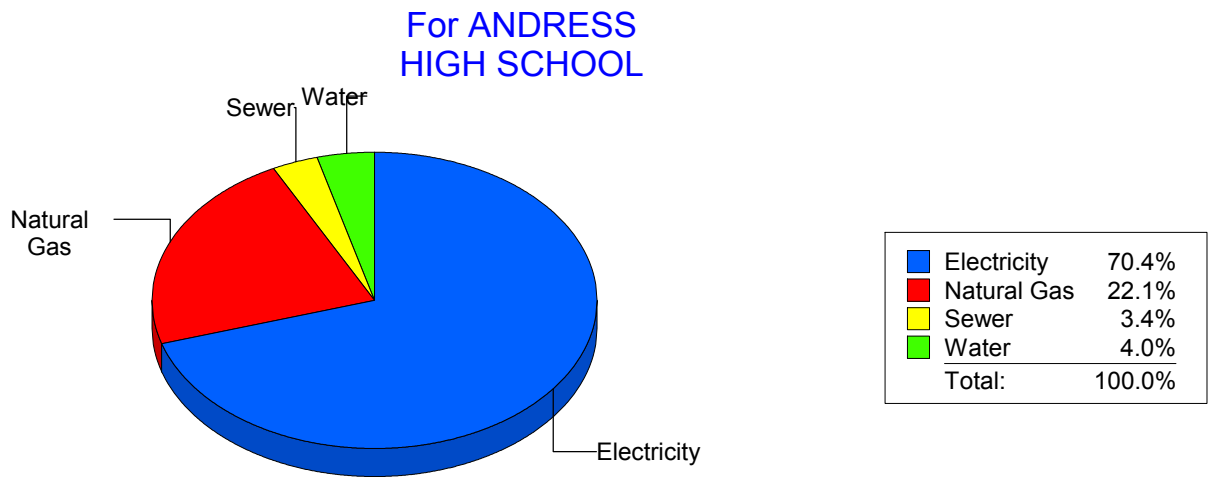
Energy CAP

Cost Avoidance Program

Cost Summary Graph

Grouped by Energy Type

Energy Type	Use	Units	Meter Cost	Special Charges	Total Cost	Avg Unit Cost	% of Total Cost
Site: ANDRESS HIGH SCHOOL - ANDRESS HIGH SCHOOL							
Electricity	177,688	KWH	\$18,141.50	\$0.00	\$18,141.50	0.1021	70.38%
Natural Gas	10,532	CCF	\$5,706.85	\$0.00	\$5,706.85	0.5419	22.14%
Water	612	CCF	\$1,040.82	\$0.00	\$1,040.82	1.7007	4.04%
Sewer	569	CCF	\$887.13	\$0.00	\$887.13	1.5591	3.44%
Total Cost:			\$25,776.30	\$0.00	\$25,776.30		



Filters: Cost Center Name Not Equal To DoNotReport; Billing Period Equal To 201301All Meter CodesAll Group Names

elpaso

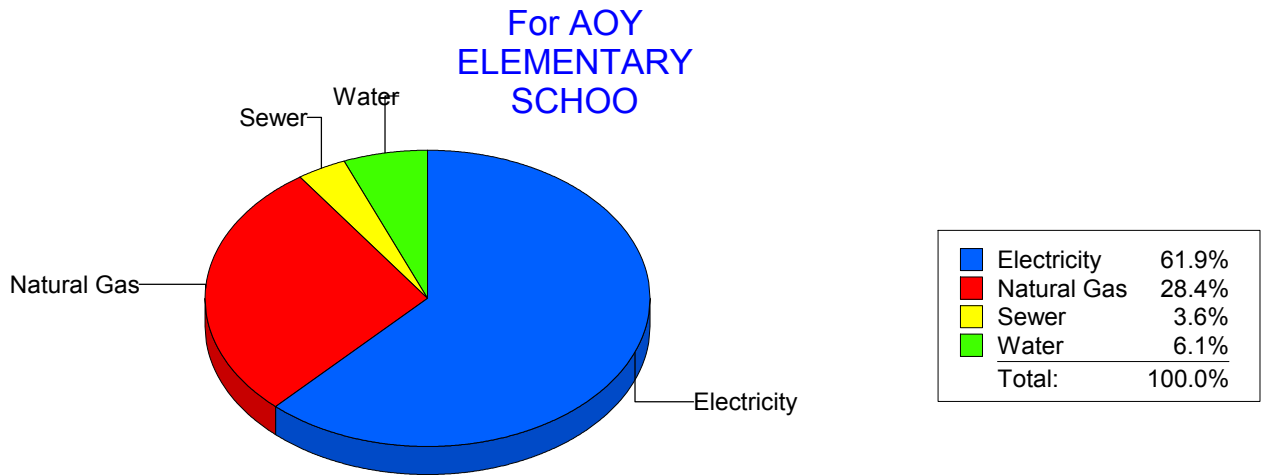
Energy CAP

Cost Avoidance Program

Cost Summary Graph

Grouped by Energy Type

Energy Type	Use	Units	Meter Cost	Special Charges	Total Cost	Avg Unit Cost	% of Total Cost
Site: AOY ELEMENTARY SCHOO - AOY ELEMENTARY SCHOO							
Electricity	54,487	KWH	\$6,337.22	\$0.00	\$6,337.22	0.1163	61.89%
Natural Gas	5,298	CCF	\$2,908.29	\$0.00	\$2,908.29	0.5489	28.40%
Water	157	CCF	\$628.30	\$0.00	\$628.30	4.0019	6.14%
Sewer	73	CCF	\$364.90	\$0.00	\$364.90	4.9986	3.56%
Total Cost:			\$10,238.71	\$0.00	\$10,238.71		



Filters: Cost Center Name Not Equal To DoNotReport; Billing Period Equal To 201301All Meter CodesAll Group Names

elpaso

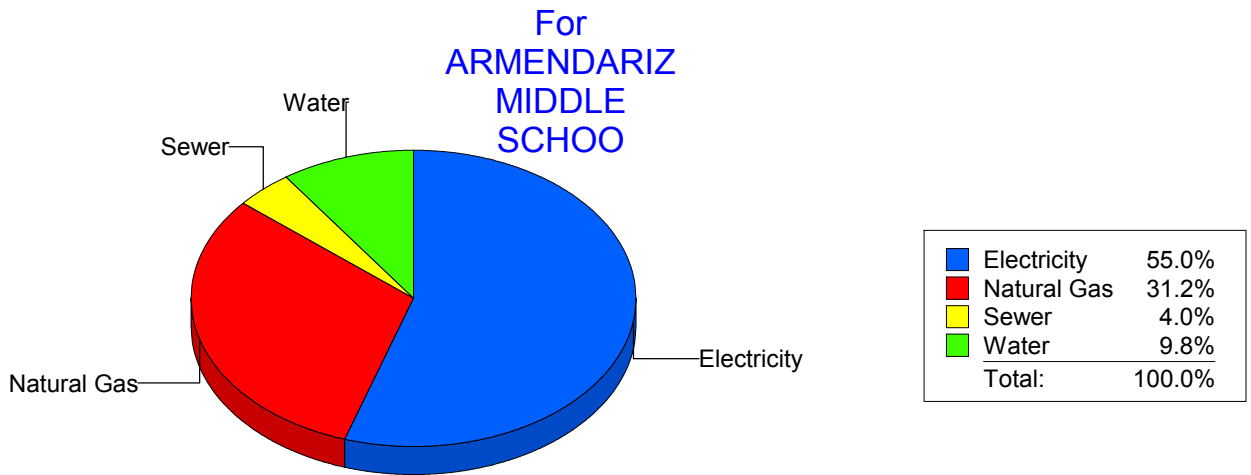
Energy CAP

Cost Avoidance Program

Cost Summary Graph

Grouped by Energy Type

Energy Type	Use	Units	Meter Cost	Special Charges	Total Cost	Avg Unit Cost	% of Total Cost
Site: ARMENDARIZ MIDDLE SCHOO - ARMENDARIZ MIDDLE SCHOO							
Electricity	75,500	KWH	\$6,906.36	\$0.00	\$6,906.36	0.0915	54.98%
Natural Gas	7,286	CCF	\$3,918.65	\$0.00	\$3,918.65	0.5378	31.19%
Water	347	CCF	\$1,233.65	\$0.00	\$1,233.65	3.5552	9.82%
Sewer	218	CCF	\$503.89	\$0.00	\$503.89	2.3114	4.01%
Total Cost:			\$12,562.55	\$0.00	\$12,562.55		



Filters: Cost Center Name Not Equal To DoNotReport; Billing Period Equal To 201301All Meter CodesAll Group Names

el Paso

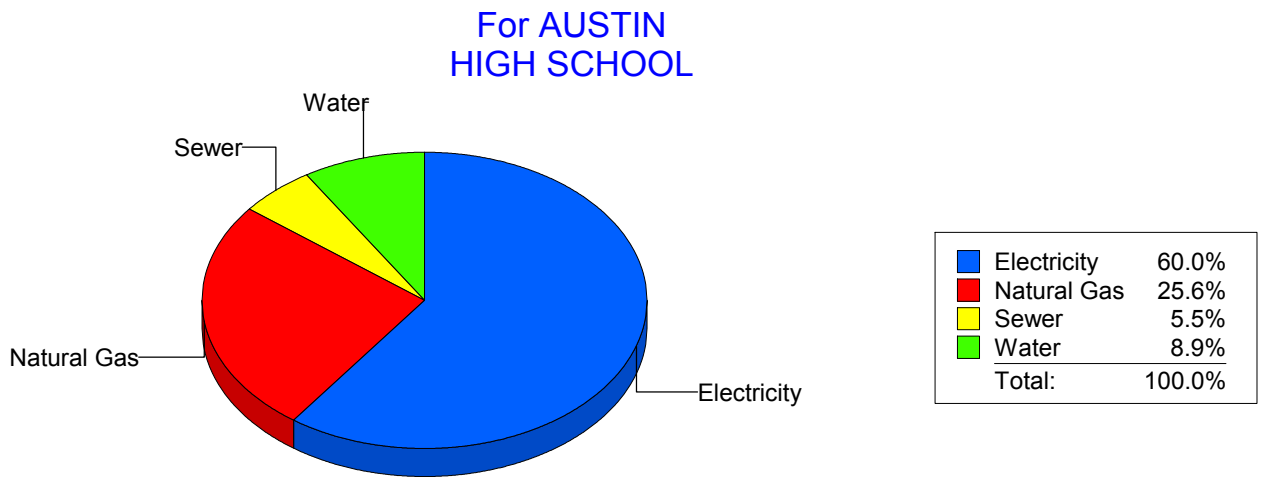
Energy CAP

Cost Avoidance Program

Cost Summary Graph

Grouped by Energy Type

Energy Type	Use	Units	Meter Cost	Special Charges	Total Cost	Avg Unit Cost	% of Total Cost
Site: AUSTIN HIGH SCHOOL - AUSTIN HIGH SCHOOL							
Electricity	137,592	KWH	\$13,926.08	\$0.00	\$13,926.08	0.1012	59.98%
Natural Gas	10,880	CCF	\$5,938.82	\$0.00	\$5,938.82	0.5458	25.58%
Water	727	CCF	\$2,064.72	\$0.00	\$2,064.72	2.8401	8.89%
Sewer	551	CCF	\$1,286.65	\$0.00	\$1,286.65	2.3351	5.54%
Total Cost:			\$23,216.27	\$0.00	\$23,216.27		



Filters: Cost Center Name Not Equal To DoNotReport; Billing Period Equal To 201301All Meter CodesAll Group Names

el paso

Energy CAP

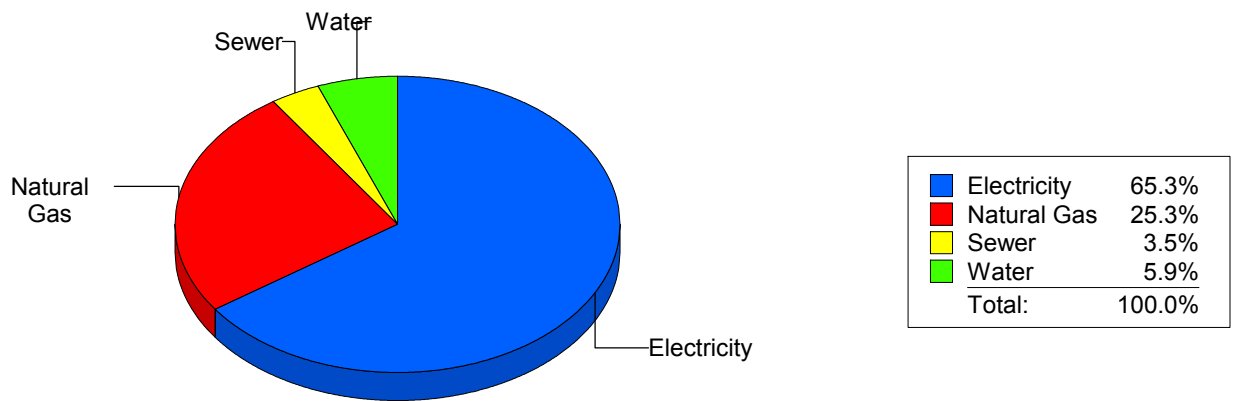
Cost Avoidance Program

Cost Summary Graph

Grouped by Energy Type

Energy Type	Use	Units	Meter Cost	Special Charges	Total Cost	Avg Unit Cost	% of Total Cost
Site: BARRON - BARRON							
Electricity	48,003	KWH	\$6,114.16	\$0.00	\$6,114.16	0.1274	65.30%
Natural Gas	4,272	CCF	\$2,368.81	\$0.00	\$2,368.81	0.5545	25.30%
Water	74	CCF	\$550.93	\$0.00	\$550.93	7.4450	5.88%
Sewer	66	CCF	\$328.71	\$0.00	\$328.71	4.9805	3.51%
Total Cost:			\$9,362.61	\$0.00	\$9,362.61		

For BARRON



Filters: Cost Center Name Not Equal To DoNotReport; Billing Period Equal To 201301All Meter CodesAll Group Names

elpaso

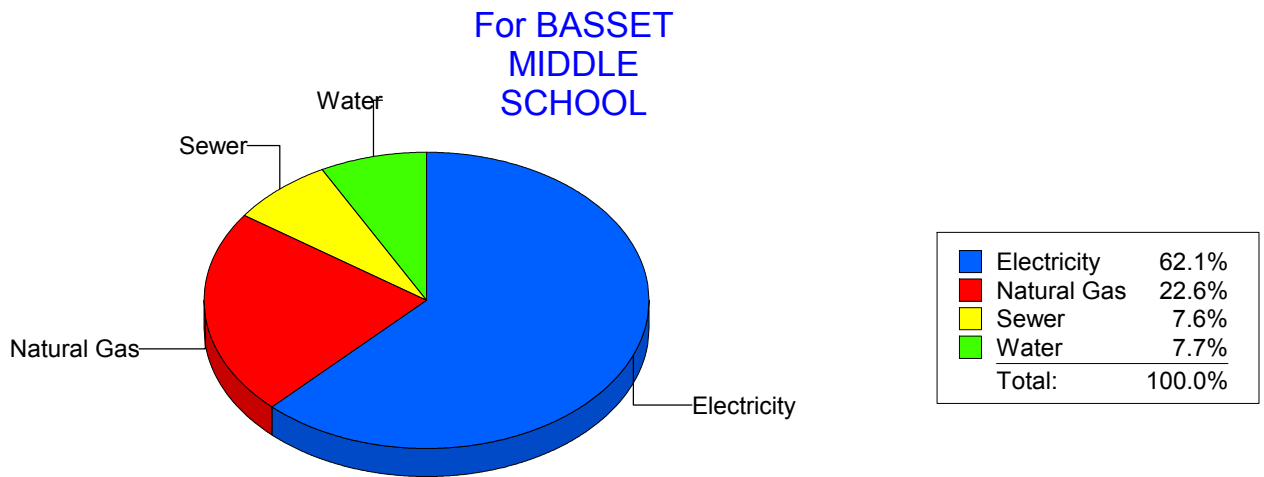
Energy CAP

Cost Avoidance Program

Cost Summary Graph

Grouped by Energy Type

Energy Type	Use	Units	Meter Cost	Special Charges	Total Cost	Avg Unit Cost	% of Total Cost
Site: BASSET MIDDLE SCHOOL - BASSET MIDDLE SCHOOL							
Electricity	67,606	KWH	\$7,121.23	\$0.00	\$7,121.23	0.1053	62.10%
Natural Gas	4,710	CCF	\$2,596.34	\$0.00	\$2,596.34	0.5512	22.64%
Water	420	CCF	\$883.68	\$0.00	\$883.68	2.1040	7.71%
Sewer	553	CCF	\$866.17	\$0.00	\$866.17	1.5663	7.55%
Total Cost:			\$11,467.42	\$0.00	\$11,467.42		



Filters: Cost Center Name Not Equal To DoNotReport; Billing Period Equal To 201301All Meter CodesAll Group Names

elpaso

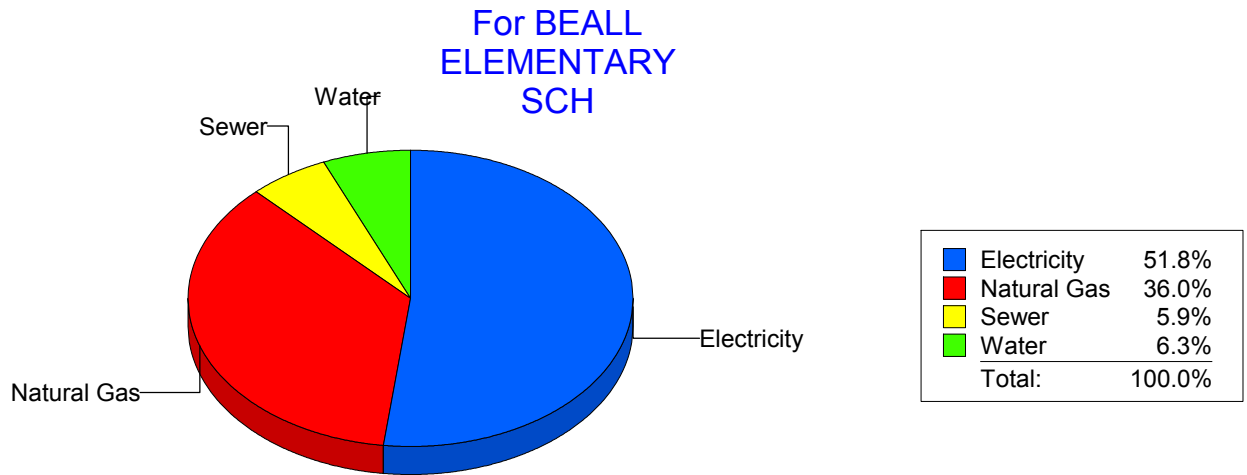
Energy CAP

Cost Avoidance Program

Cost Summary Graph

Grouped by Energy Type

Energy Type	Use	Units	Meter Cost	Special Charges	Total Cost	Avg Unit Cost	% of Total Cost
Site: BEALL ELEMENTARY SCH - BEALL ELEMENTARY SCH							
Electricity	19,465	KWH	\$2,227.59	\$0.00	\$2,227.59	0.1144	51.82%
Natural Gas	2,723	CCF	\$1,546.56	\$0.00	\$1,546.56	0.5680	35.97%
Water	95	CCF	\$270.49	\$0.00	\$270.49	2.8473	6.29%
Sewer	86	CCF	\$254.40	\$0.00	\$254.40	2.9581	5.92%
Total Cost:			\$4,299.04	\$0.00	\$4,299.04		



Filters: Cost Center Name Not Equal To DoNotReport; Billing Period Equal To 201301All Meter CodesAll Group Names

elpaso

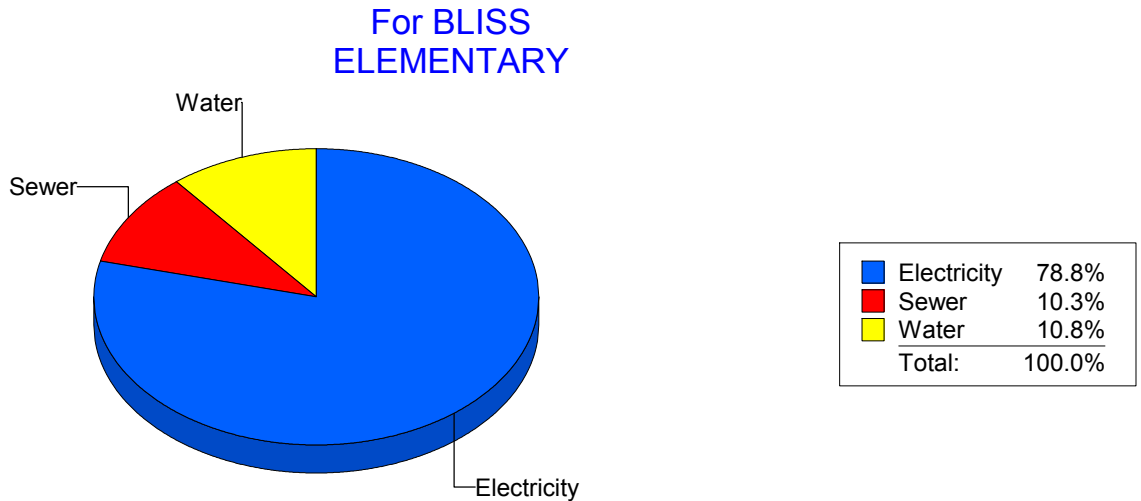
Energy CAP

Cost Avoidance Program

Cost Summary Graph

Grouped by Energy Type

Energy Type	Use	Units	Meter Cost	Special Charges	Total Cost	Avg Unit Cost	% of Total Cost
Site: BLISS ELEMENTARY - BLISS ELEMENTARY							
Electricity	21,329	KWH	\$2,268.51	\$0.00	\$2,268.51	0.1064	78.81%
Water	123	CCF	\$312.21	\$0.00	\$312.21	2.5383	10.85%
Sewer	119	CCF	\$297.63	\$0.00	\$297.63	2.5011	10.34%
Total Cost:			\$2,878.35	\$0.00	\$2,878.35		



Filters: Cost Center Name Not Equal To DoNotReport; Billing Period Equal To 201301All Meter CodesAll Group Names

elpaso

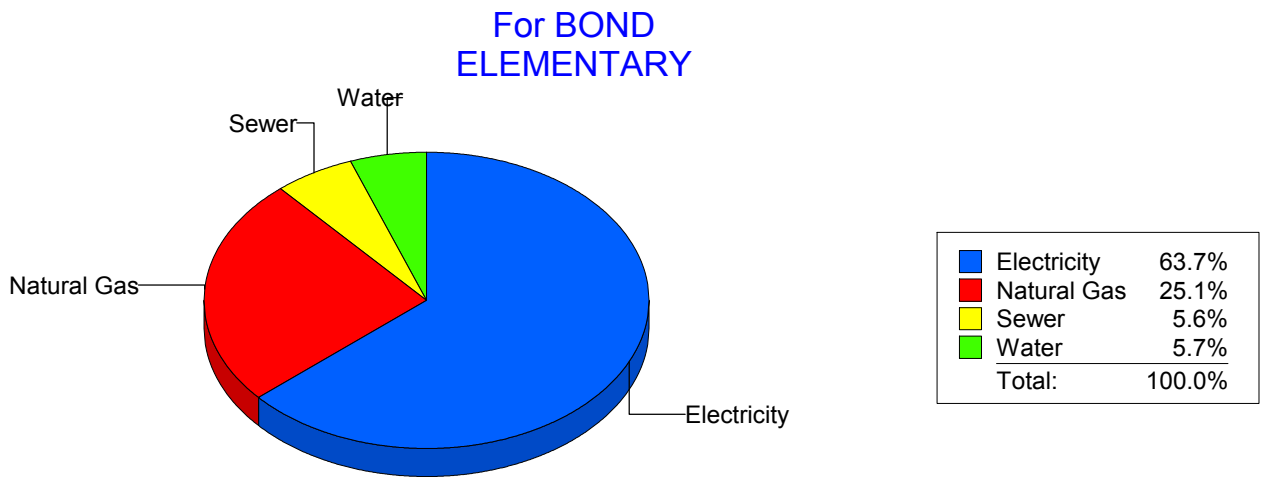
Energy CAP

Cost Avoidance Program

Cost Summary Graph

Grouped by Energy Type

Energy Type	Use	Units	Meter Cost	Special Charges	Total Cost	Avg Unit Cost	% of Total Cost
Site: BOND - BOND ELEMENTARY							
Electricity	28,049	KWH	\$3,542.10	\$0.00	\$3,542.10	0.1263	63.66%
Natural Gas	2,443	CCF	\$1,395.60	\$0.00	\$1,395.60	0.5713	25.08%
Water	67	CCF	\$315.76	\$0.00	\$315.76	4.7128	5.67%
Sewer	79	CCF	\$310.65	\$0.00	\$310.65	3.9323	5.58%
Total Cost:			\$5,564.11	\$0.00	\$5,564.11		



Filters: Cost Center Name Not Equal To DoNotReport; Billing Period Equal To 201301All Meter CodesAll Group Names

elpaso

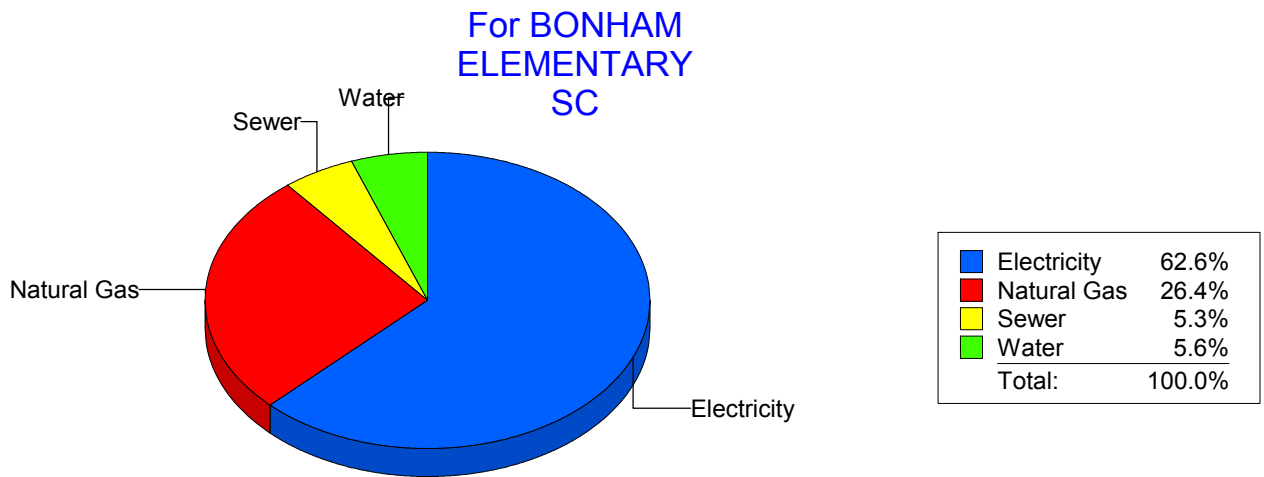
Energy CAP

Cost Avoidance Program

Cost Summary Graph

Grouped by Energy Type

Energy Type	Use	Units	Meter Cost	Special Charges	Total Cost	Avg Unit Cost	% of Total Cost
Site: BONHAM ELEMENTARY SC - BONHAM ELEMENTARY SC							
Electricity	30,553	KWH	\$3,718.74	\$0.00	\$3,718.74	0.1217	62.62%
Natural Gas	2,842	CCF	\$1,570.21	\$0.00	\$1,570.21	0.5525	26.44%
Water	145	CCF	\$335.16	\$0.00	\$335.16	2.3114	5.64%
Sewer	144	CCF	\$314.12	\$0.00	\$314.12	2.1814	5.29%
Total Cost:			\$5,938.23	\$0.00	\$5,938.23		



Filters: Cost Center Name Not Equal To DoNotReport; Billing Period Equal To 201301All Meter CodesAll Group Names

elpaso

Energy CAP

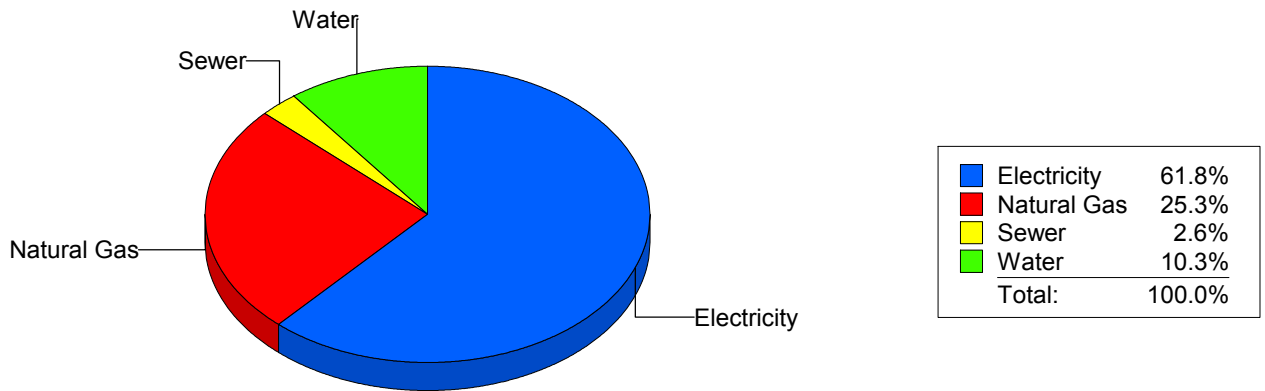
Cost Avoidance Program

Cost Summary Graph

Grouped by Energy Type

Energy Type	Use	Units	Meter Cost	Special Charges	Total Cost	Avg Unit Cost	% of Total Cost
Site: BOWIE HIGH SCHOOL - BOWIE HIGH SCHOOL							
Electricity	245,148	KWH	\$20,001.52	\$0.00	\$20,001.52	0.0816	61.78%
Natural Gas	15,264	CCF	\$8,189.24	\$0.00	\$8,189.24	0.5365	25.30%
Water	1,903	CCF	\$3,332.54	\$0.00	\$3,332.54	1.7512	10.29%
Sewer	325	CCF	\$849.91	\$0.00	\$849.91	2.6151	2.63%
Total Cost:			\$32,373.21	\$0.00	\$32,373.21		

For BOWIE HIGH SCHOOL



Filters: Cost Center Name Not Equal To DoNotReport; Billing Period Equal To 201301All Meter CodesAll Group Names

elpaso

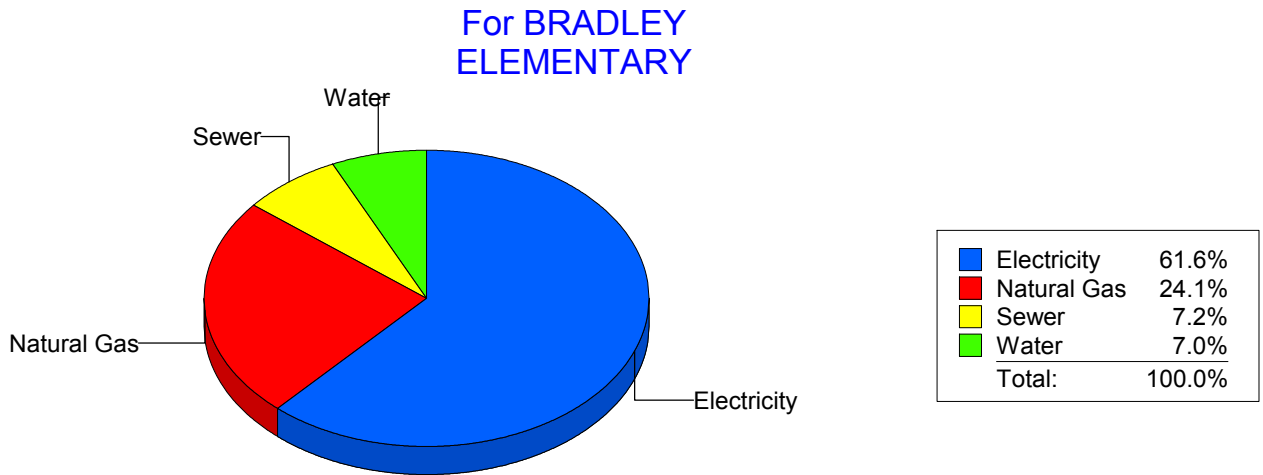
Energy CAP

Cost Avoidance Program

Cost Summary Graph

Grouped by Energy Type

Energy Type	Use	Units	Meter Cost	Special Charges	Total Cost	Avg Unit Cost	% of Total Cost
Site: BRADLEY ELEMENTARY - BRADLEY ELEMENTARY							
Electricity	29,900	KWH	\$2,991.05	\$0.00	\$2,991.05	0.1000	61.64%
Natural Gas	2,101	CCF	\$1,171.35	\$0.00	\$1,171.35	0.5575	24.14%
Water	94	CCF	\$339.35	\$0.00	\$339.35	3.6101	6.99%
Sewer	101	CCF	\$350.62	\$0.00	\$350.62	3.4715	7.23%
Total Cost:			\$4,852.37	\$0.00	\$4,852.37		



Filters: Cost Center Name Not Equal To DoNotReport; Billing Period Equal To 201301All Meter CodesAll Group Names

el Paso

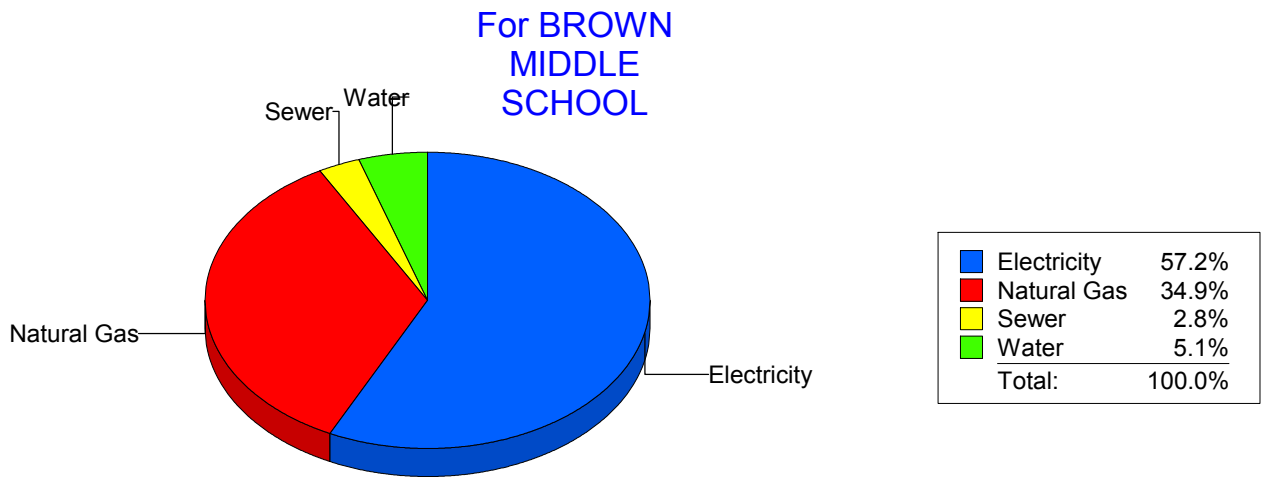
Energy CAP

Cost Avoidance Program

Cost Summary Graph

Grouped by Energy Type

Energy Type	Use	Units	Meter Cost	Special Charges	Total Cost	Avg Unit Cost	% of Total Cost
Site: BROWN MIDDLE SCHOOL - BROWN MIDDLE SCHOOL							
Electricity	93,400	KWH	\$8,771.73	\$0.00	\$8,771.73	0.0939	57.15%
Natural Gas	10,014	CCF	\$5,359.27	\$0.00	\$5,359.27	0.5352	34.92%
Water	314	CCF	\$782.99	\$0.00	\$782.99	2.4936	5.10%
Sewer	165	CCF	\$434.46	\$0.00	\$434.46	2.6331	2.83%
Total Cost:			\$15,348.45	\$0.00	\$15,348.45		



Filters: Cost Center Name Not Equal To DoNotReport; Billing Period Equal To 201301All Meter CodesAll Group Names

el paso

Energy CAP

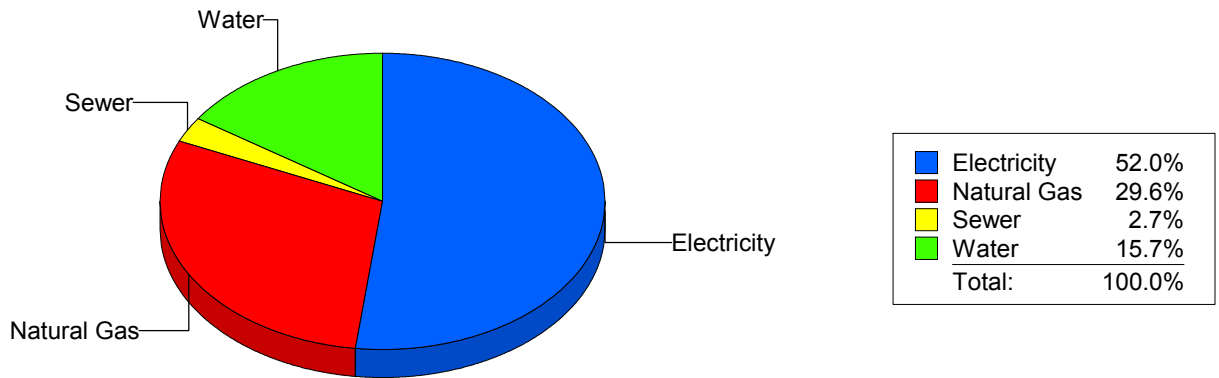
Cost Avoidance Program

Cost Summary Graph

Grouped by Energy Type

Energy Type	Use	Units	Meter Cost	Special Charges	Total Cost	Avg Unit Cost	% of Total Cost
Site: BURGESS HIGH SCHOOL - BURGESS HIGH SCHOOL							
Electricity	113,461	KWH	\$11,877.56	\$0.00	\$11,877.56	0.1047	52.05%
Natural Gas	12,482	CCF	\$6,752.81	\$0.00	\$6,752.81	0.5410	29.59%
Water	723	CCF	\$3,577.07	\$0.00	\$3,577.07	4.9475	15.67%
Sewer	194	CCF	\$614.19	\$0.00	\$614.19	3.1659	2.69%
Total Cost:			\$22,821.63	\$0.00	\$22,821.63		

For BURGESS HIGH SCHOOL



Filters: Cost Center Name Not Equal To DoNotReport; Billing Period Equal To 201301All Meter CodesAll Group Names

elpaso

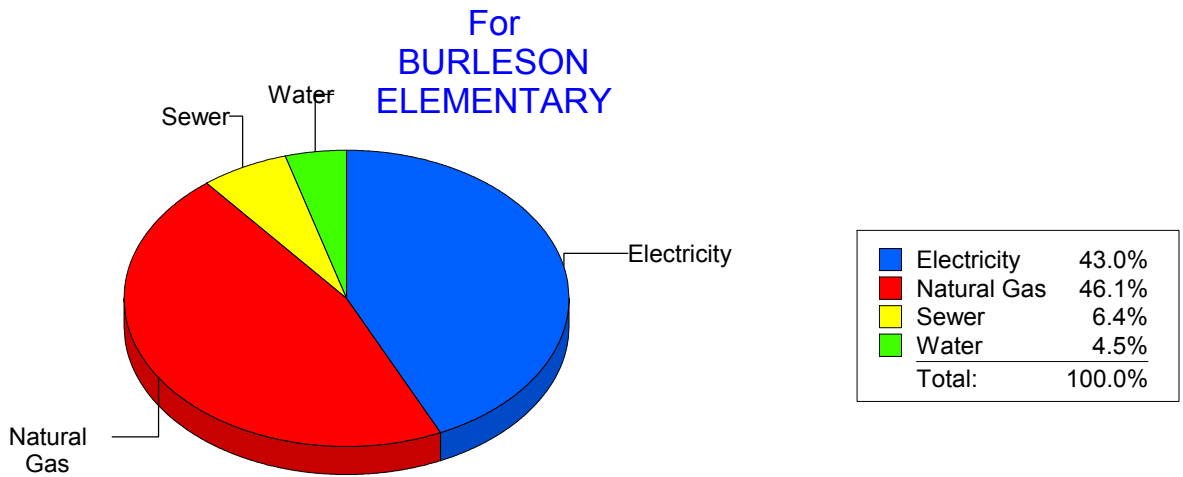
Energy CAP

Cost Avoidance Program

Cost Summary Graph

Grouped by Energy Type

Energy Type	Use	Units	Meter Cost	Special Charges	Total Cost	Avg Unit Cost	% of Total Cost
Site: BURLESON ELEMENTARY - BURLESON ELEMENTARY							
Electricity	22,158	KWH	\$2,316.36	\$0.00	\$2,316.36	0.1045	42.97%
Natural Gas	4,390	CCF	\$2,483.81	\$0.00	\$2,483.81	0.5658	46.08%
Water	86	CCF	\$244.44	\$0.00	\$244.44	2.8423	4.53%
Sewer	166	CCF	\$345.68	\$0.00	\$345.68	2.0824	6.41%
Total Cost:			\$5,390.29	\$0.00	\$5,390.29		



Filters: Cost Center Name Not Equal To DoNotReport; Billing Period Equal To 201301All Meter CodesAll Group Names

elpaso

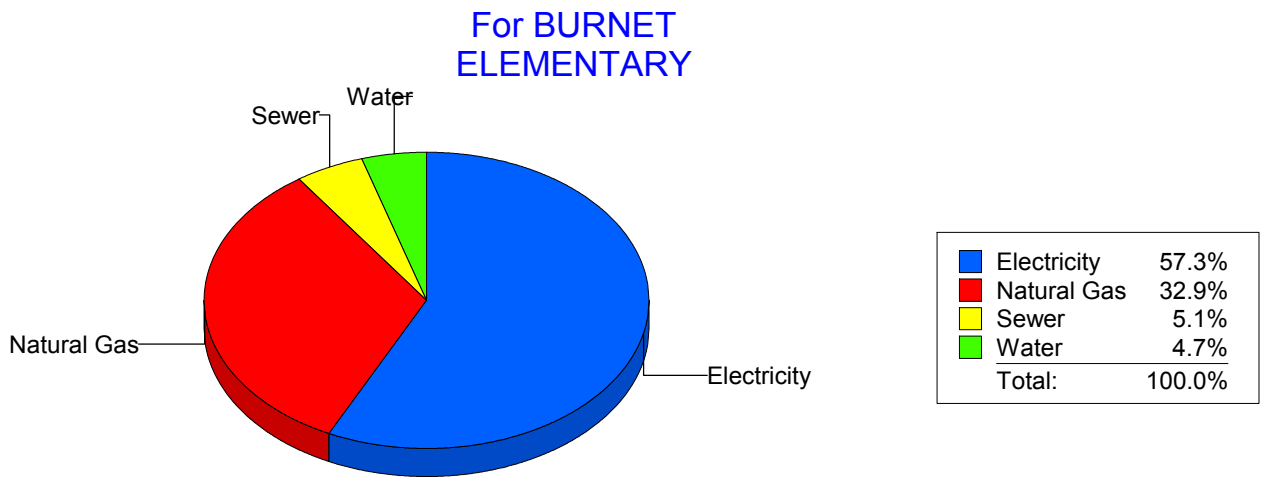
Energy CAP

Cost Avoidance Program

Cost Summary Graph

Grouped by Energy Type

Energy Type	Use	Units	Meter Cost	Special Charges	Total Cost	Avg Unit Cost	% of Total Cost
Site: BURNET ELEMENTARY - BURNET ELEMENTARY							
Electricity	23,758	KWH	\$2,909.48	\$0.00	\$2,909.48	0.1225	57.32%
Natural Gas	2,897	CCF	\$1,672.36	\$0.00	\$1,672.36	0.5773	32.95%
Water	72	CCF	\$236.30	\$0.00	\$236.30	3.2819	4.66%
Sewer	99	CCF	\$257.91	\$0.00	\$257.91	2.6052	5.08%
Total Cost:			\$5,076.05	\$0.00	\$5,076.05		



Filters: Cost Center Name Not Equal To DoNotReport; Billing Period Equal To 201301All Meter CodesAll Group Names

elpaso

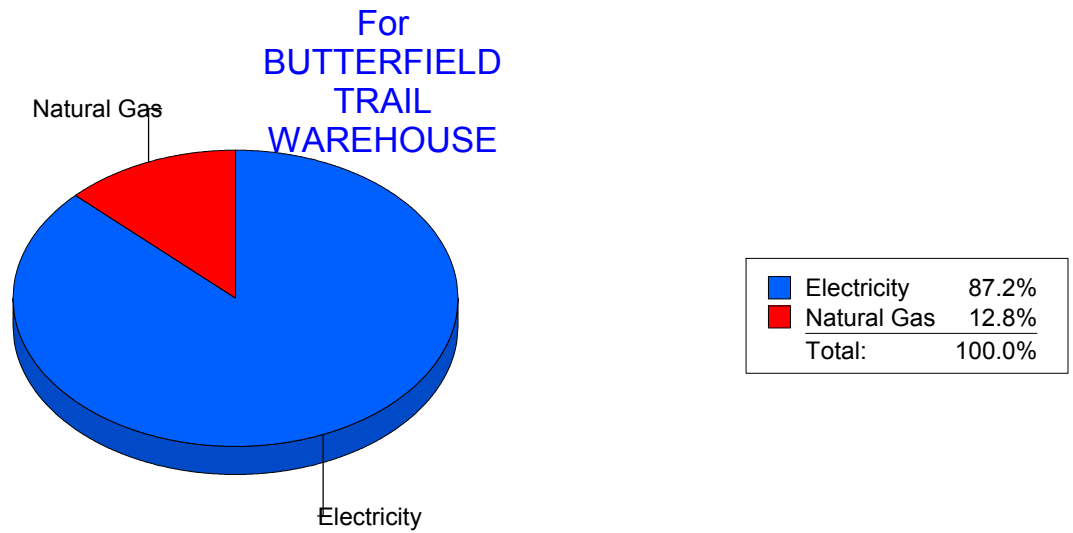
Energy CAP

Cost Avoidance Program

Cost Summary Graph

Grouped by Energy Type

Energy Type	Use	Units	Meter Cost	Special Charges	Total Cost	Avg Unit Cost	% of Total Cost
Site: BUTTERFIELDTRAILWAREHOUSE - BUTTERFIELD TRAIL WAREHOUSE							
Electricity	3,400	KWH	\$338.41	\$0.00	\$338.41	0.0995	87.17%
Natural Gas	18	CCF	\$49.79	\$0.00	\$49.79	2.7661	12.83%
Total Cost:			\$388.20	\$0.00	\$388.20		



Filters: Cost Center Name Not Equal To DoNotReport; Billing Period Equal To 201301All Meter CodesAll Group Names

elpaso

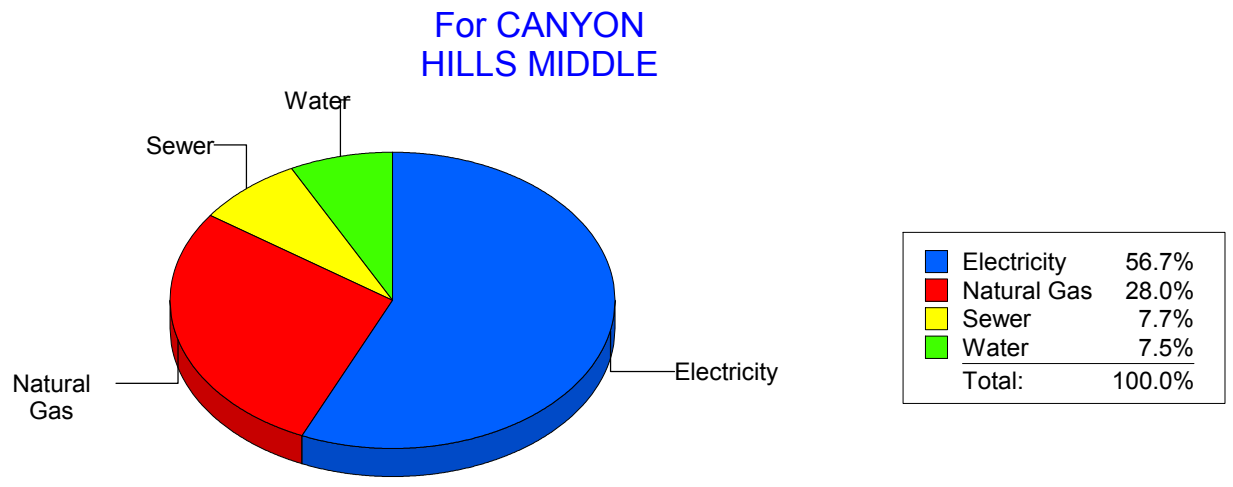
Energy CAP

Cost Avoidance Program

Cost Summary Graph

Grouped by Energy Type

Energy Type	Use	Units	Meter Cost	Special Charges	Total Cost	Avg Unit Cost	% of Total Cost
Site: CANYON HILLS MIDDLE - CANYON HILLS MIDDLE							
Electricity	55,330	KWH	\$5,147.13	\$0.00	\$5,147.13	0.0930	56.69%
Natural Gas	4,590	CCF	\$2,544.94	\$0.00	\$2,544.94	0.5545	28.03%
Water	166	CCF	\$685.33	\$0.00	\$685.33	4.1285	7.55%
Sewer	202	CCF	\$701.24	\$0.00	\$701.24	3.4715	7.72%
Total Cost:			\$9,078.64	\$0.00	\$9,078.64		



Filters: Cost Center Name Not Equal To DoNotReport; Billing Period Equal To 201301All Meter CodesAll Group Names

el Paso

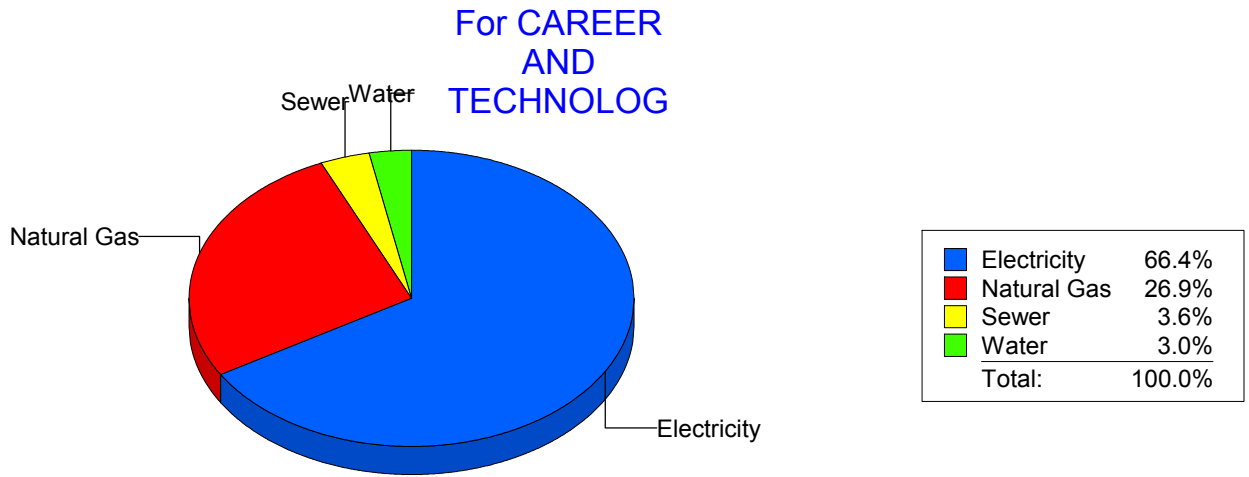
Energy CAP

Cost Avoidance Program

Cost Summary Graph

Grouped by Energy Type

Energy Type	Use	Units	Meter Cost	Special Charges	Total Cost	Avg Unit Cost	% of Total Cost
Site: CAREER AND TECHNOLOG - CAREER AND TECHNOLOG							
Electricity	73,881	KWH	\$8,094.05	\$0.00	\$8,094.05	0.1096	66.41%
Natural Gas	6,080	CCF	\$3,281.77	\$0.00	\$3,281.77	0.5398	26.93%
Water	116	CCF	\$367.84	\$0.00	\$367.84	3.1710	3.02%
Sewer	192	CCF	\$444.22	\$0.00	\$444.22	2.3136	3.64%
Total Cost:			\$12,187.88	\$0.00	\$12,187.88		



Filters: Cost Center Name Not Equal To DoNotReport; Billing Period Equal To 201301All Meter CodesAll Group Names

elpaso

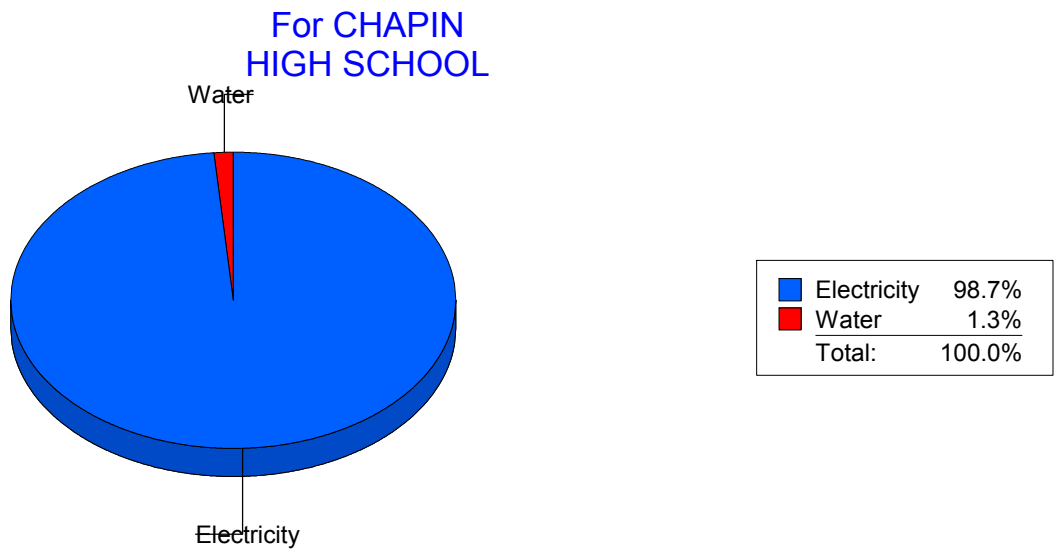
Energy CAP

Cost Avoidance Program

Cost Summary Graph

Grouped by Energy Type

Energy Type	Use	Units	Meter Cost	Special Charges	Total Cost	Avg Unit Cost	% of Total Cost
Site: CHAPIN HIGH SCHOOL - CHAPIN HIGH SCHOOL							
Electricity	275,887	KWH	\$21,805.16	\$0.00	\$21,805.16	0.0790	98.69%
Water	218	CCF	\$289.90	\$0.00	\$289.90	1.3298	1.31%
Total Cost:			\$22,095.06	\$0.00	\$22,095.06		



Filters: Cost Center Name Not Equal To DoNotReport; Billing Period Equal To 201301All Meter CodesAll Group Names

elpaso

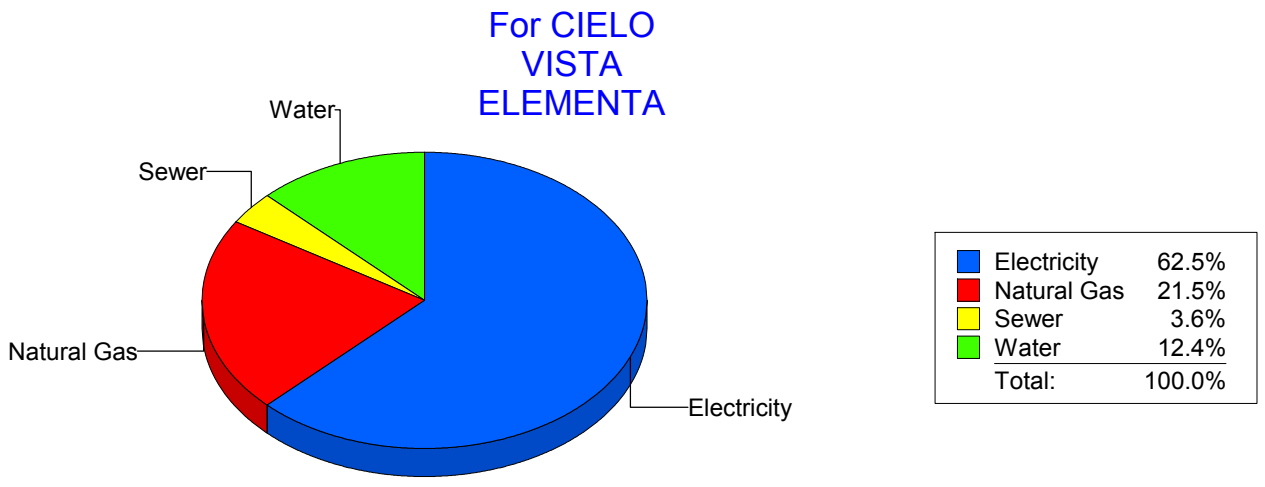
Energy CAP

Cost Avoidance Program

Cost Summary Graph

Grouped by Energy Type

Energy Type	Use	Units	Meter Cost	Special Charges	Total Cost	Avg Unit Cost	% of Total Cost
Site: CIELO VISTA ELEMENTA - CIELO VISTA ELEMENTA							
Electricity	39,000	KWH	\$4,443.75	\$0.00	\$4,443.75	0.1139	62.51%
Natural Gas	2,684	CCF	\$1,525.56	\$0.00	\$1,525.56	0.5684	21.46%
Water	232	CCF	\$883.37	\$0.00	\$883.37	3.8076	12.43%
Sewer	87	CCF	\$255.71	\$0.00	\$255.71	2.9392	3.60%
Total Cost:			\$7,108.39	\$0.00	\$7,108.39		



Filters: Cost Center Name Not Equal To DoNotReport; Billing Period Equal To 201301All Meter CodesAll Group Names

elpaso

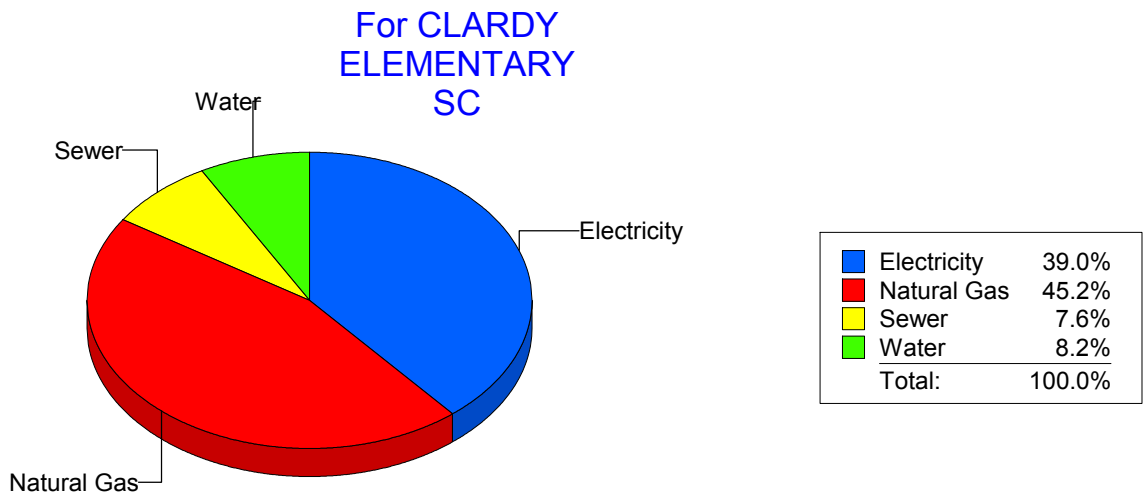
Energy CAP

Cost Avoidance Program

Cost Summary Graph

Grouped by Energy Type

Energy Type	Use	Units	Meter Cost	Special Charges	Total Cost	Avg Unit Cost	% of Total Cost
Site: CLARDY ELEMENTARY SC - CLARDY ELEMENTARY SC							
Electricity	22,715	KWH	\$2,737.71	\$0.00	\$2,737.71	0.1205	39.01%
Natural Gas	5,793	CCF	\$3,171.24	\$0.00	\$3,171.24	0.5474	45.19%
Water	256	CCF	\$574.89	\$0.00	\$574.89	2.2457	8.19%
Sewer	250	CCF	\$533.35	\$0.00	\$533.35	2.1334	7.60%
Total Cost:			\$7,017.19	\$0.00	\$7,017.19		



Filters: Cost Center Name Not Equal To DoNotReport; Billing Period Equal To 201301All Meter CodesAll Group Names

el paso

Energy CAP

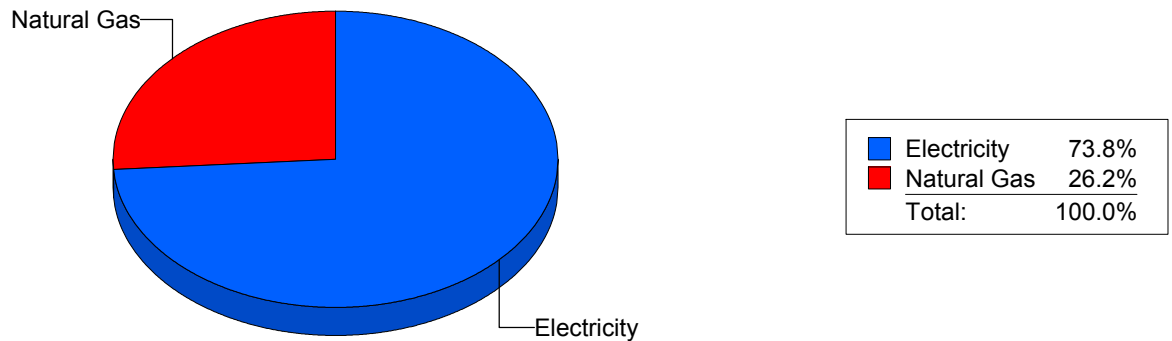
Cost Avoidance Program

Cost Summary Graph

Grouped by Energy Type

Energy Type	Use	Units	Meter Cost	Special Charges	Total Cost	Avg Unit Cost	% of Total Cost
Site: CLENDININ - CLENDININ							
Electricity	32,500	KWH	\$4,165.49	\$0.00	\$4,165.49	0.1282	73.76%
Natural Gas	2,678	CCF	\$1,481.93	\$0.00	\$1,481.93	0.5534	26.24%
Total Cost:			\$5,647.42	\$0.00	\$5,647.42		

For CLENDININ



Filters: Cost Center Name Not Equal To DoNotReport; Billing Period Equal To 201301All Meter CodesAll Group Names

elpaso

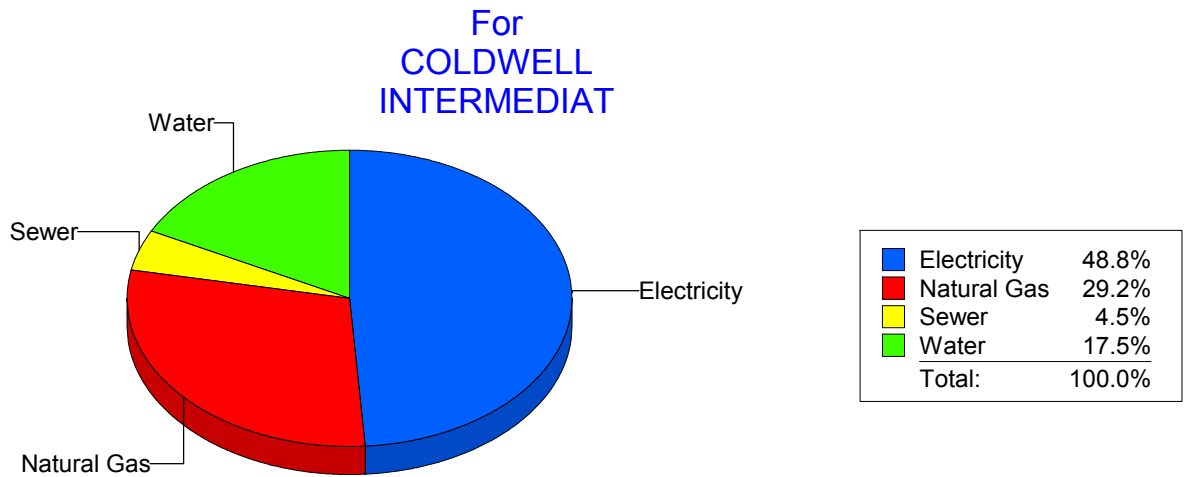
Energy CAP

Cost Avoidance Program

Cost Summary Graph

Grouped by Energy Type

Energy Type	Use	Units	Meter Cost	Special Charges	Total Cost	Avg Unit Cost	% of Total Cost
Site: COLDWELL INTERMEDIAT - COLDWELL INTERMEDIAT							
Electricity	31,982	KWH	\$3,185.94	\$0.00	\$3,185.94	0.0996	48.83%
Natural Gas	3,320	CCF	\$1,904.25	\$0.00	\$1,904.25	0.5736	29.18%
Water	229	CCF	\$1,143.12	\$0.00	\$1,143.12	4.9918	17.52%
Sewer	86	CCF	\$291.84	\$0.00	\$291.84	3.3935	4.47%
Total Cost:			\$6,525.15	\$0.00	\$6,525.15		



Filters: Cost Center Name Not Equal To DoNotReport; Billing Period Equal To 201301All Meter CodesAll Group Names

elpaso

Energy CAP

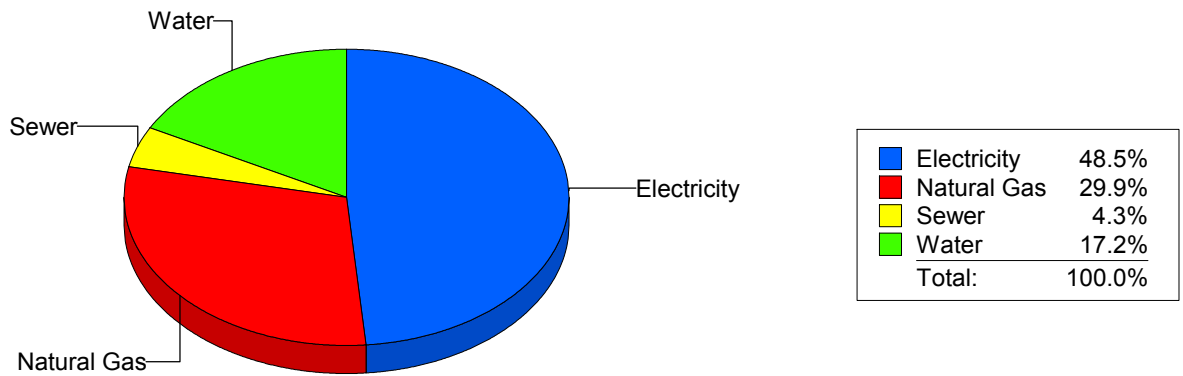
Cost Avoidance Program

Cost Summary Graph

Grouped by Energy Type

Energy Type	Use	Units	Meter Cost	Special Charges	Total Cost	Avg Unit Cost	% of Total Cost
Site: COLLINS ELEMENTARY - COLLINS ELEMENTARY							
Electricity	48,142	KWH	\$4,921.50	\$0.00	\$4,921.50	0.1022	48.55%
Natural Gas	5,507	CCF	\$3,029.73	\$0.00	\$3,029.73	0.5502	29.89%
Water	465	CCF	\$1,745.82	\$0.00	\$1,745.82	3.7545	17.22%
Sewer	228	CCF	\$440.42	\$0.00	\$440.42	1.9317	4.34%
Total Cost:			\$10,137.47	\$0.00	\$10,137.47		

For COLLINS ELEMENTARY



Filters: Cost Center Name Not Equal To DoNotReport; Billing Period Equal To 201301All Meter CodesAll Group Names

elpaso

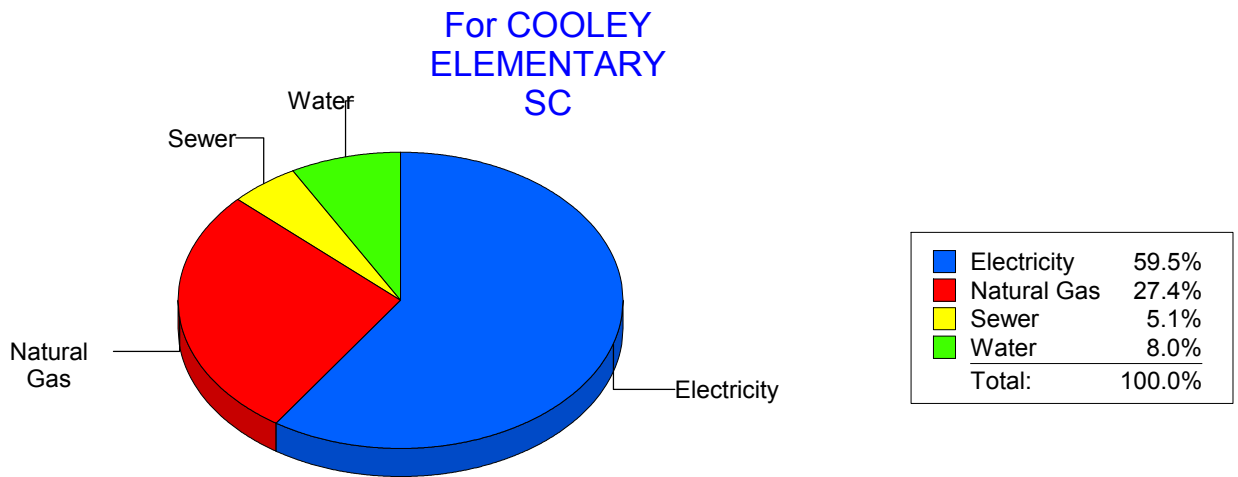
Energy CAP

Cost Avoidance Program

Cost Summary Graph

Grouped by Energy Type

Energy Type	Use	Units	Meter Cost	Special Charges	Total Cost	Avg Unit Cost	% of Total Cost
Site: COOLEY ELEMENTARY SC - COOLEY ELEMENTARY SC							
Electricity	62,200	KWH	\$6,805.21	\$0.00	\$6,805.21	0.1094	59.54%
Natural Gas	5,694	CCF	\$3,128.49	\$0.00	\$3,128.49	0.5494	27.37%
Water	242	CCF	\$913.91	\$0.00	\$913.91	3.7765	8.00%
Sewer	150	CCF	\$581.53	\$0.00	\$581.53	3.8769	5.09%
Total Cost:			\$11,429.14	\$0.00	\$11,429.14		



Filters: Cost Center Name Not Equal To DoNotReport; Billing Period Equal To 201301All Meter CodesAll Group Names

elpaso

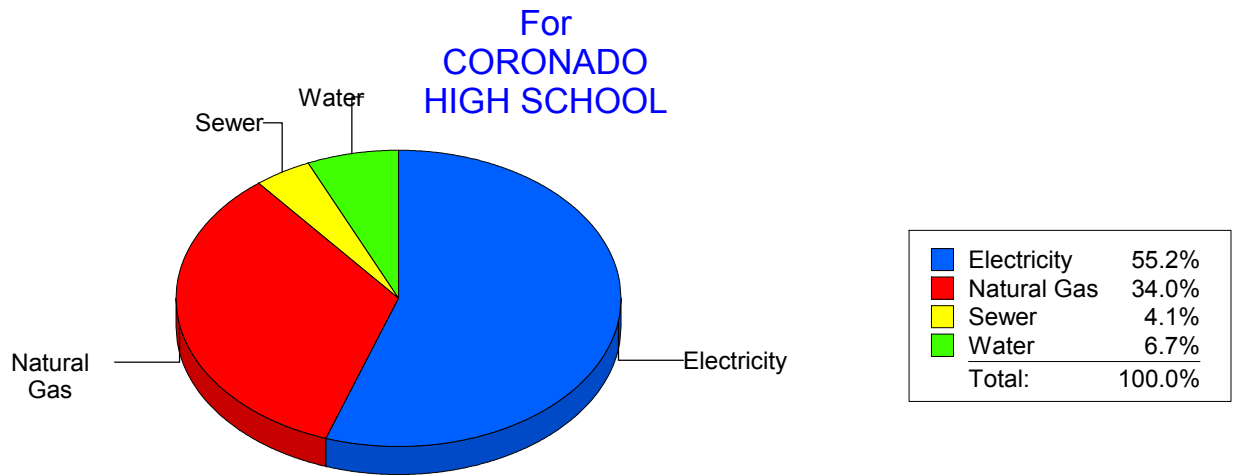
Energy CAP

Cost Avoidance Program

Cost Summary Graph

Grouped by Energy Type

Energy Type	Use	Units	Meter Cost	Special Charges	Total Cost	Avg Unit Cost	% of Total Cost
Site: CORONADO HIGH SCHOOL - CORONADO HIGH SCHOOL							
Electricity	208,209	KWH	\$20,316.93	\$0.00	\$20,316.93	0.0976	55.24%
Natural Gas	23,363	CCF	\$12,487.54	\$0.00	\$12,487.54	0.5345	33.95%
Water	1,481	CCF	\$2,478.65	\$0.00	\$2,478.65	1.6736	6.74%
Sewer	909	CCF	\$1,494.03	\$0.00	\$1,494.03	1.6436	4.06%
Total Cost:			\$36,777.15	\$0.00	\$36,777.15		



Filters: Cost Center Name Not Equal To DoNotReport; Billing Period Equal To 201301All Meter CodesAll Group Names

elpaso

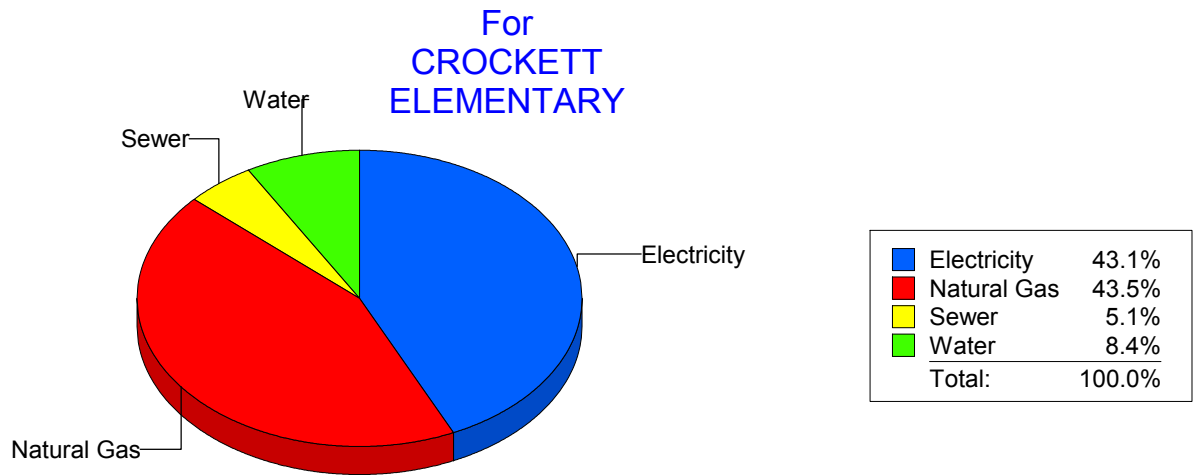
Energy CAP

Cost Avoidance Program

Cost Summary Graph

Grouped by Energy Type

Energy Type	Use	Units	Meter Cost	Special Charges	Total Cost	Avg Unit Cost	% of Total Cost
Site: CROCKETT - CROCKETT ELEMENTARY							
Electricity	24,200	KWH	\$2,522.02	\$0.00	\$2,522.02	0.1042	43.07%
Natural Gas	4,689	CCF	\$2,547.22	\$0.00	\$2,547.22	0.5432	43.50%
Water	193	CCF	\$490.32	\$0.00	\$490.32	2.5405	8.37%
Sewer	128	CCF	\$295.90	\$0.00	\$295.90	2.3117	5.05%
Total Cost:			\$5,855.46	\$0.00	\$5,855.46		



Filters: Cost Center Name Not Equal To DoNotReport; Billing Period Equal To 201301All Meter CodesAll Group Names

elpaso

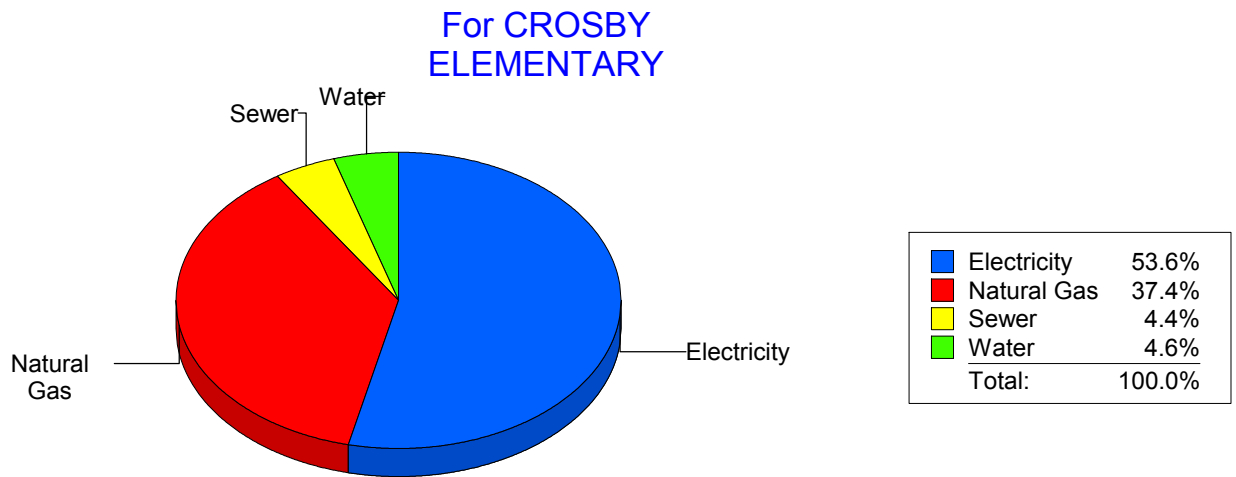
Energy CAP

Cost Avoidance Program

Cost Summary Graph

Grouped by Energy Type

Energy Type	Use	Units	Meter Cost	Special Charges	Total Cost	Avg Unit Cost	% of Total Cost
Site: CROSBY ELEMENTARY - CROSBY ELEMENTARY							
Electricity	27,249	KWH	\$3,004.94	\$0.00	\$3,004.94	0.1103	53.61%
Natural Gas	3,750	CCF	\$2,094.29	\$0.00	\$2,094.29	0.5585	37.36%
Water	88	CCF	\$260.14	\$0.00	\$260.14	2.9561	4.64%
Sewer	90	CCF	\$246.12	\$0.00	\$246.12	2.7347	4.39%
Total Cost:			\$5,605.49	\$0.00	\$5,605.49		



Filters: Cost Center Name Not Equal To DoNotReport; Billing Period Equal To 201301All Meter CodesAll Group Names

elpaso

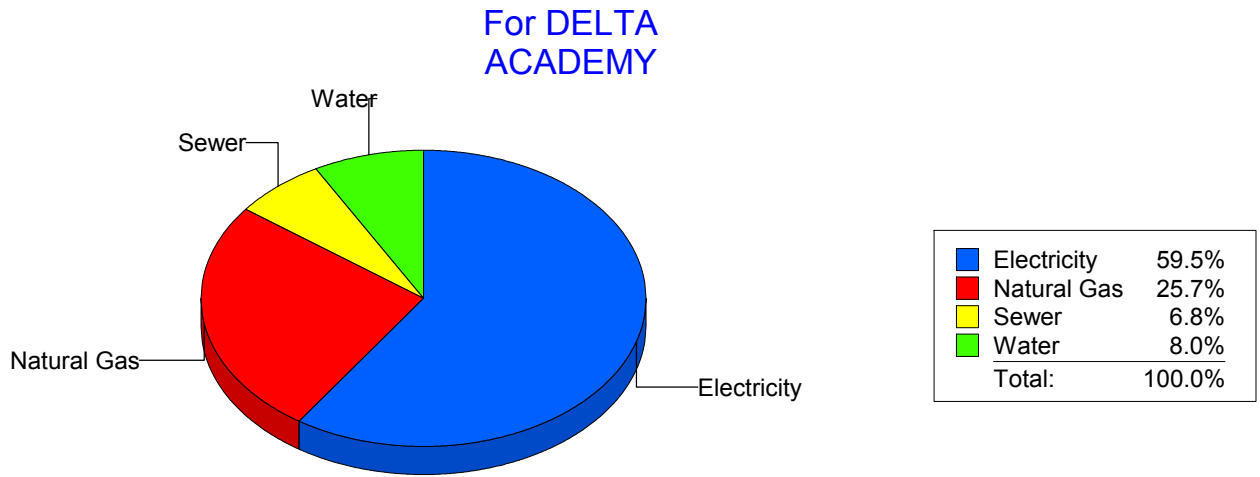
Energy CAP

Cost Avoidance Program

Cost Summary Graph

Grouped by Energy Type

Energy Type	Use	Units	Meter Cost	Special Charges	Total Cost	Avg Unit Cost	% of Total Cost
Site: DELTA ACADEMY - DELTA ACADEMY							
Electricity	6,419	KWH	\$467.89	\$0.00	\$467.89	0.0729	59.52%
Natural Gas	376	CCF	\$202.09	\$0.00	\$202.09	0.5375	25.71%
Water	19	CCF	\$62.50	\$0.00	\$62.50	3.2895	7.95%
Sewer	18	CCF	\$53.67	\$0.00	\$53.67	2.9817	6.83%
Total Cost:			\$786.15	\$0.00	\$786.15		



Filters: Cost Center Name Not Equal To DoNotReport; Billing Period Equal To 201301All Meter CodesAll Group Names

elpaso

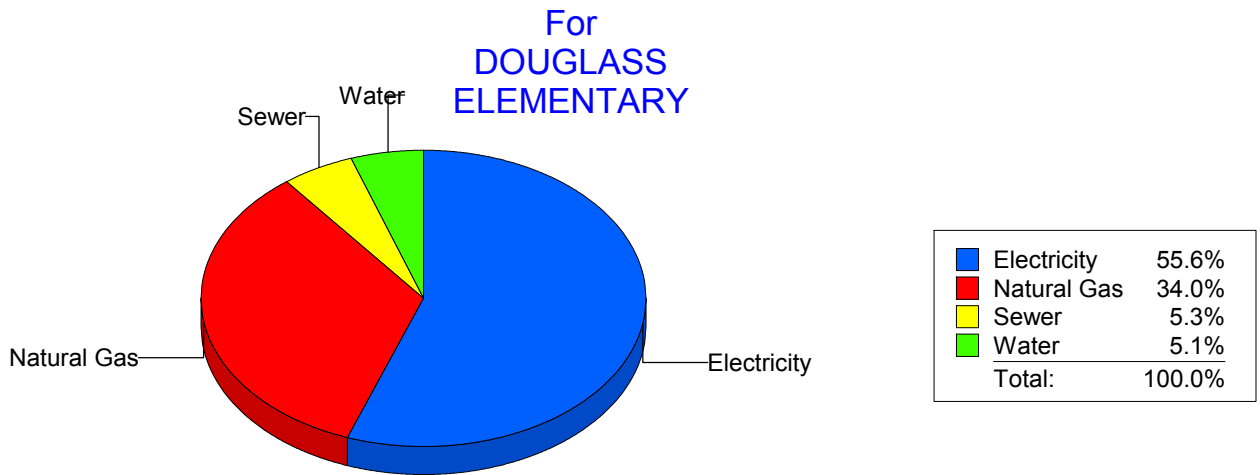
Energy CAP

Cost Avoidance Program

Cost Summary Graph

Grouped by Energy Type

Energy Type	Use	Units	Meter Cost	Special Charges	Total Cost	Avg Unit Cost	% of Total Cost
Site: DOUGLASS ELEMENTARY - DOUGLASS ELEMENTARY							
Electricity	35,745	KWH	\$3,493.75	\$0.00	\$3,493.75	0.0977	55.59%
Natural Gas	3,835	CCF	\$2,134.99	\$0.00	\$2,134.99	0.5567	33.97%
Water	114	CCF	\$323.49	\$0.00	\$323.49	2.8376	5.15%
Sewer	119	CCF	\$332.71	\$0.00	\$332.71	2.7959	5.29%
Total Cost:			\$6,284.94	\$0.00	\$6,284.94		



Filters: Cost Center Name Not Equal To DoNotReport; Billing Period Equal To 201301All Meter CodesAll Group Names

elpaso

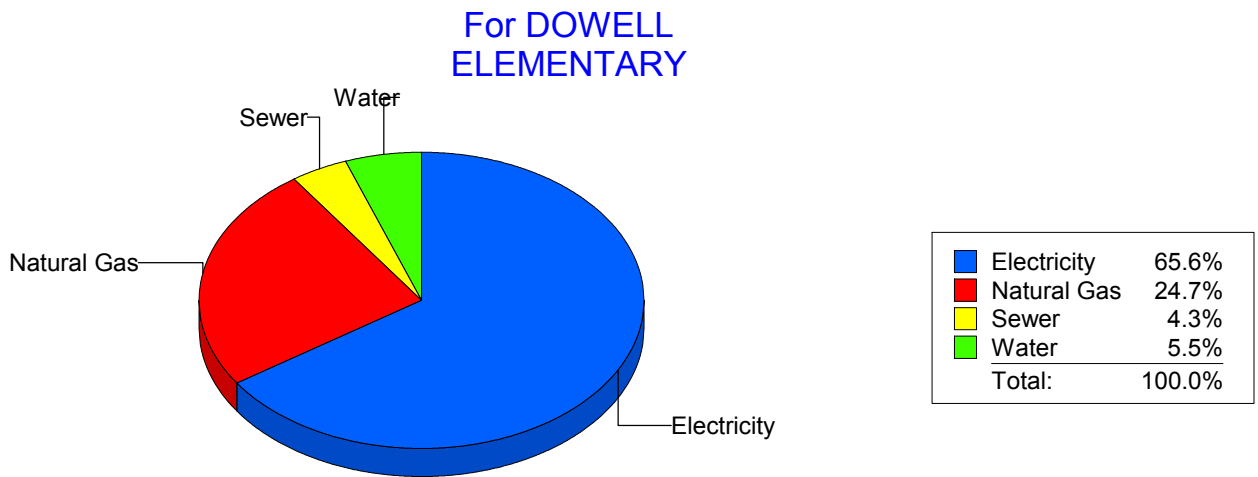
Energy CAP

Cost Avoidance Program

Cost Summary Graph

Grouped by Energy Type

Energy Type	Use	Units	Meter Cost	Special Charges	Total Cost	Avg Unit Cost	% of Total Cost
Site: DOWELL ELEMENTARY - DOWELL ELEMENTARY							
Electricity	20,941	KWH	\$2,174.52	\$0.00	\$2,174.52	0.1038	65.57%
Natural Gas	1,447	CCF	\$819.41	\$0.00	\$819.41	0.5663	24.71%
Water	49	CCF	\$181.10	\$0.00	\$181.10	3.6959	5.46%
Sewer	69	CCF	\$141.35	\$0.00	\$141.35	2.0486	4.26%
Total Cost:			\$3,316.38	\$0.00	\$3,316.38		



Filters: Cost Center Name Not Equal To DoNotReport; Billing Period Equal To 201301All Meter CodesAll Group Names

elpaso

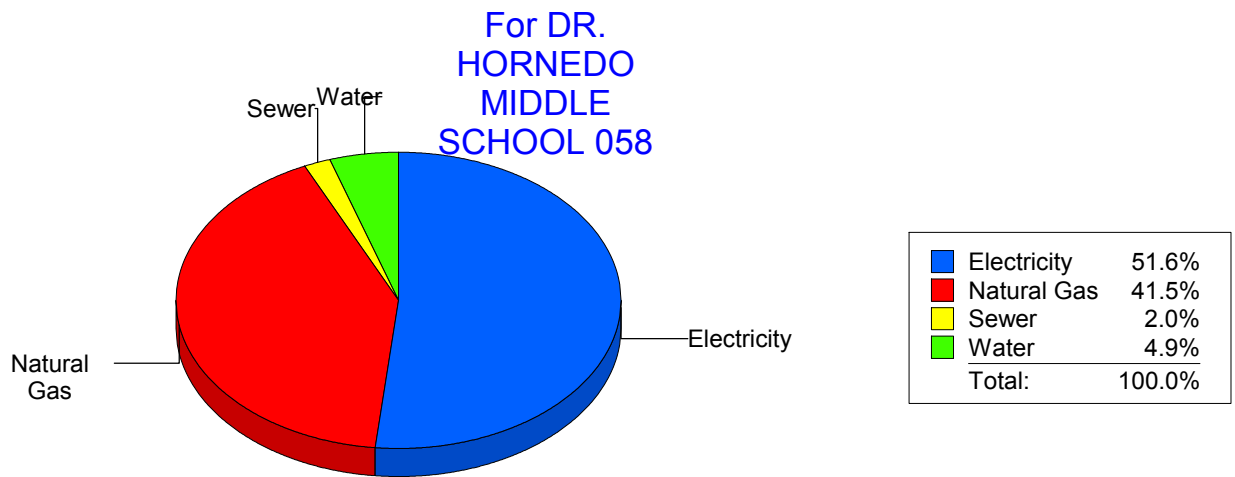
Energy CAP

Cost Avoidance Program

Cost Summary Graph

Grouped by Energy Type

Energy Type	Use	Units	Meter Cost	Special Charges	Total Cost	Avg Unit Cost	% of Total Cost
Site: DRHORNEDOMIDDLESCHOOL - DR. HORNEDO MIDDLE SCHOOL 058							
Electricity	93,800	KWH	\$8,177.70	\$0.00	\$8,177.70	0.0872	51.58%
Natural Gas	12,315	CCF	\$6,574.40	\$0.00	\$6,574.40	0.5339	41.46%
Water	175	CCF	\$779.08	\$0.00	\$779.08	4.4519	4.91%
Sewer	81	CCF	\$324.42	\$0.00	\$324.42	4.0052	2.05%
Total Cost:			\$15,855.60	\$0.00	\$15,855.60		



Filters: Cost Center Name Not Equal To DoNotReport; Billing Period Equal To 201301All Meter CodesAll Group Names

elpaso

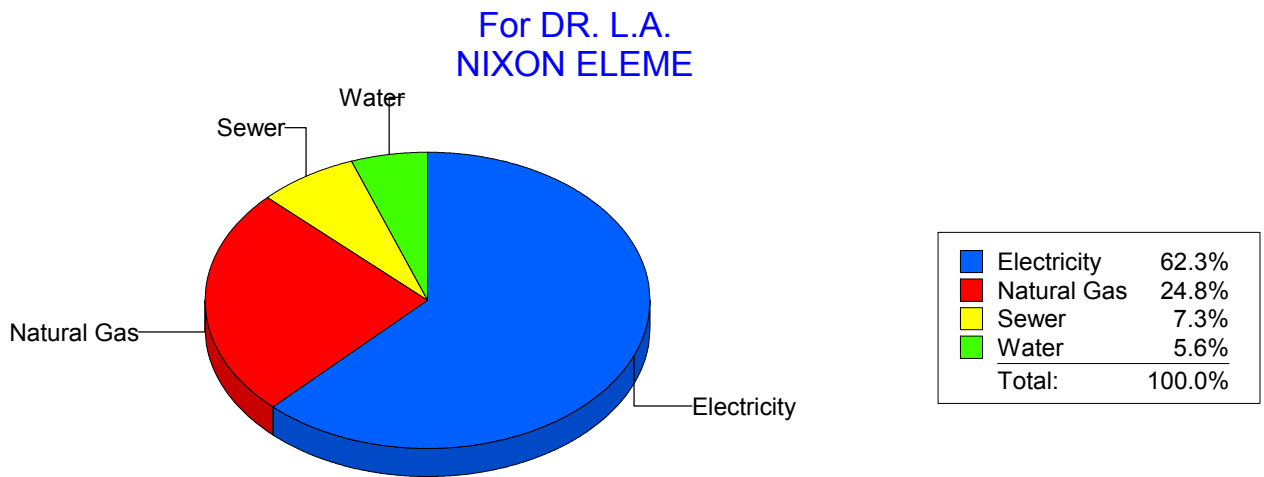
Energy CAP

Cost Avoidance Program

Cost Summary Graph

Grouped by Energy Type

Energy Type	Use	Units	Meter Cost	Special Charges	Total Cost	Avg Unit Cost	% of Total Cost
Site: DR. L.A. NIXON ELEME - DR. L.A. NIXON ELEME							
Electricity	50,120	KWH	\$4,749.24	\$0.00	\$4,749.24	0.0948	62.30%
Natural Gas	3,369	CCF	\$1,893.77	\$0.00	\$1,893.77	0.5621	24.84%
Water	123	CCF	\$423.28	\$0.00	\$423.28	3.4413	5.55%
Sewer	229	CCF	\$556.80	\$0.00	\$556.80	2.4314	7.30%
Total Cost:			\$7,623.09	\$0.00	\$7,623.09		



Filters: Cost Center Name Not Equal To DoNotReport; Billing Period Equal To 201301All Meter CodesAll Group Names

el paso

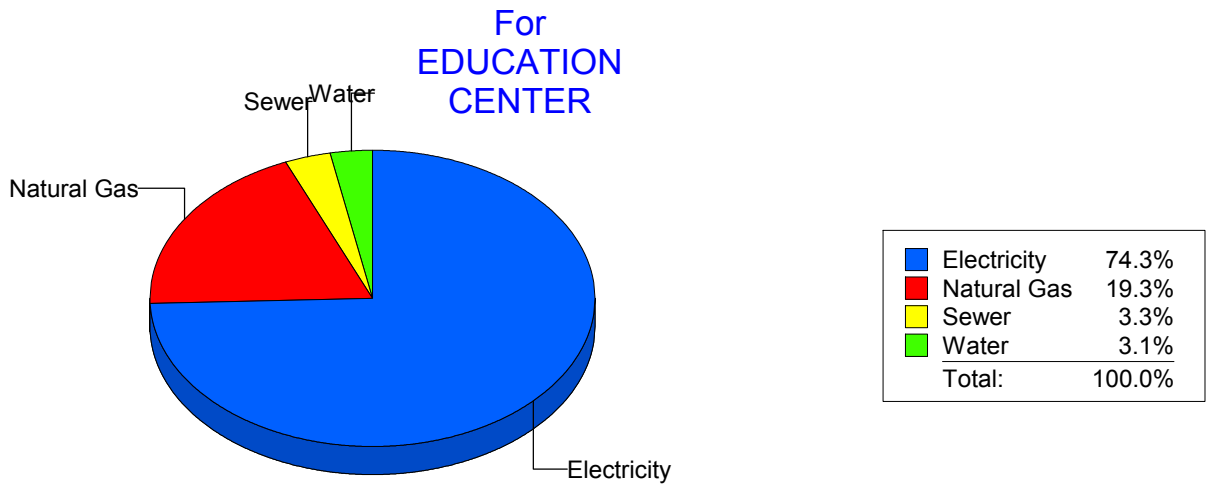
Energy CAP

Cost Avoidance Program

Cost Summary Graph

Grouped by Energy Type

Energy Type	Use	Units	Meter Cost	Special Charges	Total Cost	Avg Unit Cost	% of Total Cost
Site: EDUCATION CENTER - EDUCATION CENTER							
Electricity	237,048	KWH	\$19,720.05	\$0.00	\$19,720.05	0.0832	74.32%
Natural Gas	9,562	CCF	\$5,120.58	\$0.00	\$5,120.58	0.5355	19.30%
Water	293	CCF	\$814.24	\$0.00	\$814.24	2.7790	3.07%
Sewer	426	CCF	\$878.98	\$0.00	\$878.98	2.0633	3.31%
Total Cost:			\$26,533.85	\$0.00	\$26,533.85		



Filters: Cost Center Name Not Equal To DoNotReport; Billing Period Equal To 201301All Meter CodesAll Group Names

elpaso

Energy CAP

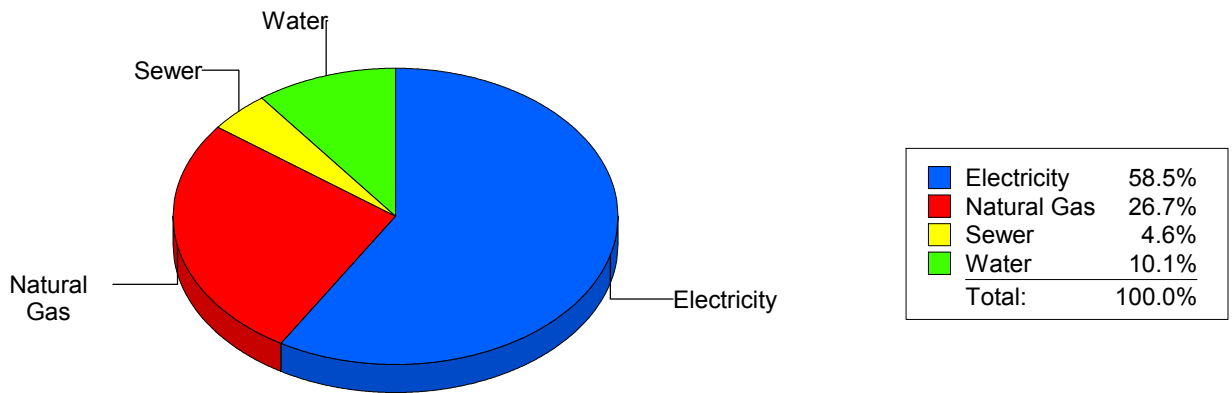
Cost Avoidance Program

Cost Summary Graph

Grouped by Energy Type

Energy Type	Use	Units	Meter Cost	Special Charges	Total Cost	Avg Unit Cost	% of Total Cost
Site: EL PASO HIGH SCHOOL - EL PASO HIGH SCHOOL							
Electricity	117,502	KWH	\$12,021.21	\$0.00	\$12,021.21	0.1023	58.53%
Natural Gas	9,814	CCF	\$5,493.46	\$0.00	\$5,493.46	0.5598	26.75%
Water	568	CCF	\$2,083.09	\$0.00	\$2,083.09	3.6674	10.14%
Sewer	395	CCF	\$941.61	\$0.00	\$941.61	2.3838	4.58%
Total Cost:			\$20,539.37	\$0.00	\$20,539.37		

For EL PASO HIGH SCHOOL



Filters: Cost Center Name Not Equal To DoNotReport; Billing Period Equal To 201301All Meter CodesAll Group Names

el paso

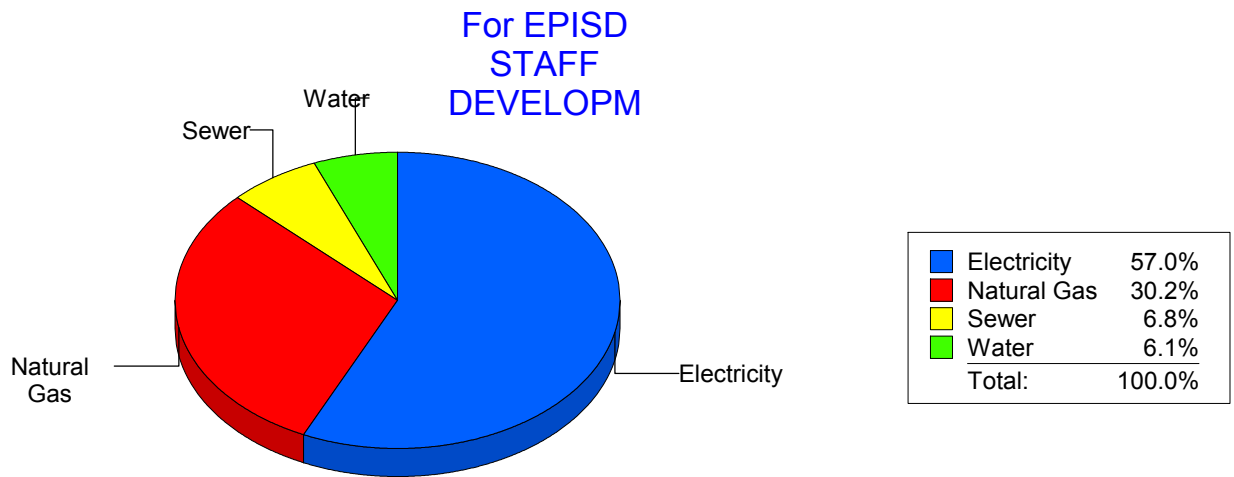
Energy CAP

Cost Avoidance Program

Cost Summary Graph

Grouped by Energy Type

Energy Type	Use	Units	Meter Cost	Special Charges	Total Cost	Avg Unit Cost	% of Total Cost
Site: EPISD STAFF DEVELOPM - EPISD STAFF DEVELOPM							
Electricity	9,240	KWH	\$894.34	\$0.00	\$894.34	0.0968	56.99%
Natural Gas	804	CCF	\$473.17	\$0.00	\$473.17	0.5885	30.15%
Water	20	CCF	\$95.86	\$0.00	\$95.86	4.7930	6.11%
Sewer	42	CCF	\$105.98	\$0.00	\$105.98	2.5233	6.75%
Total Cost:			\$1,569.35	\$0.00	\$1,569.35		



Filters: Cost Center Name Not Equal To DoNotReport; Billing Period Equal To 201301All Meter CodesAll Group Names

elpaso

Energy CAP

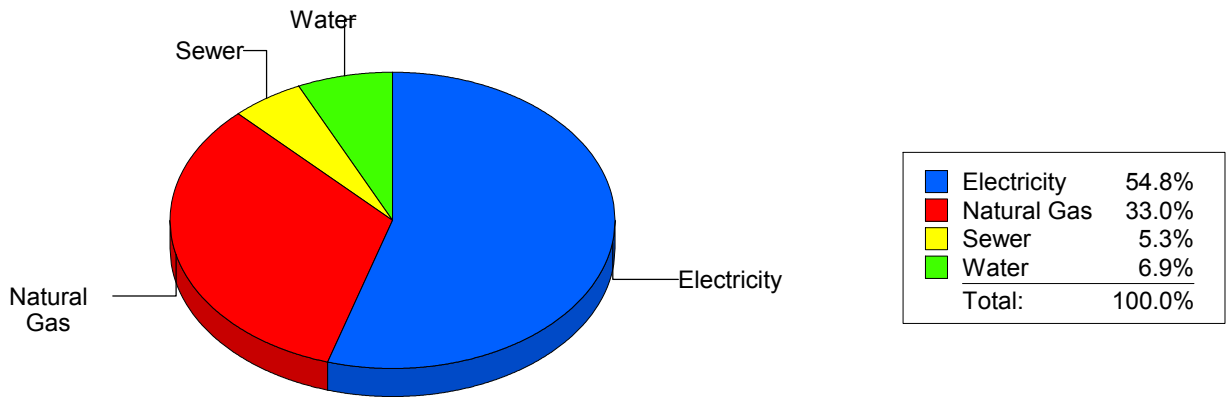
Cost Avoidance Program

Cost Summary Graph

Grouped by Energy Type

Energy Type	Use	Units	Meter Cost	Special Charges	Total Cost	Avg Unit Cost	% of Total Cost
Site: FANNIN ELEMENTARY - FANNIN ELEMENTARY							
Electricity	35,669	KWH	\$3,613.02	\$0.00	\$3,613.02	0.1013	54.82%
Natural Gas	3,829	CCF	\$2,172.58	\$0.00	\$2,172.58	0.5674	32.96%
Water	91	CCF	\$457.98	\$0.00	\$457.98	5.0327	6.95%
Sewer	108	CCF	\$347.33	\$0.00	\$347.33	3.2160	5.27%
Total Cost:			\$6,590.91	\$0.00	\$6,590.91		

For FANNIN ELEMENTARY



Filters: Cost Center Name Not Equal To DoNotReport; Billing Period Equal To 201301All Meter CodesAll Group Names

el Paso

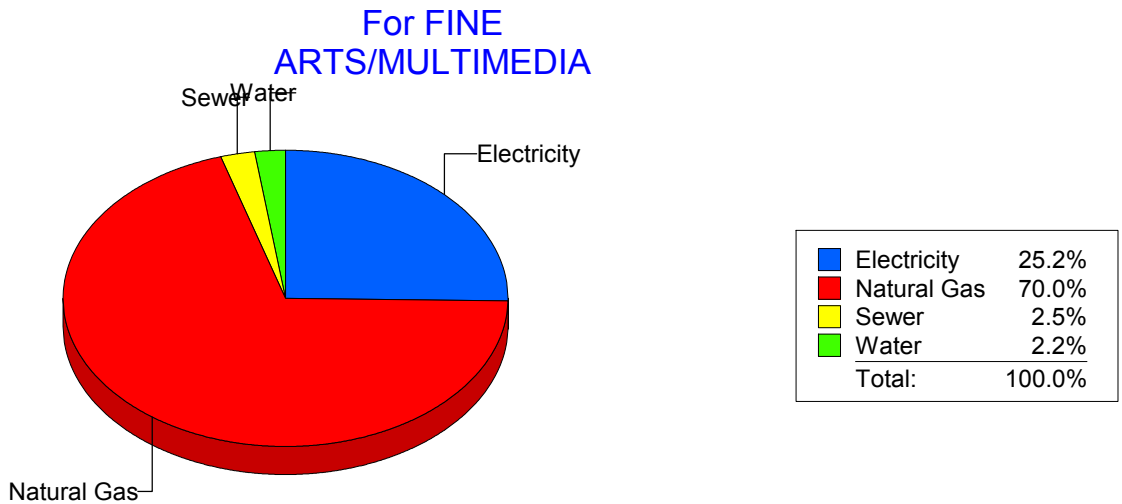
Energy CAP

Cost Avoidance Program

Cost Summary Graph

Grouped by Energy Type

Energy Type	Use	Units	Meter Cost	Special Charges	Total Cost	Avg Unit Cost	% of Total Cost
Site: FINE ARTS/MULTIMEDIA - FINE ARTS/MULTIMEDIA							
Electricity	11,385	KWH	\$1,225.07	\$0.00	\$1,225.07	0.1076	25.22%
Natural Gas	6,308	CCF	\$3,402.17	\$0.00	\$3,402.17	0.5393	70.05%
Water	30	CCF	\$109.21	\$0.00	\$109.21	3.6403	2.25%
Sewer	43	CCF	\$120.44	\$0.00	\$120.44	2.8009	2.48%
Total Cost:			\$4,856.89	\$0.00	\$4,856.89		



Filters: Cost Center Name Not Equal To DoNotReport; Billing Period Equal To 201301All Meter CodesAll Group Names

elpaso

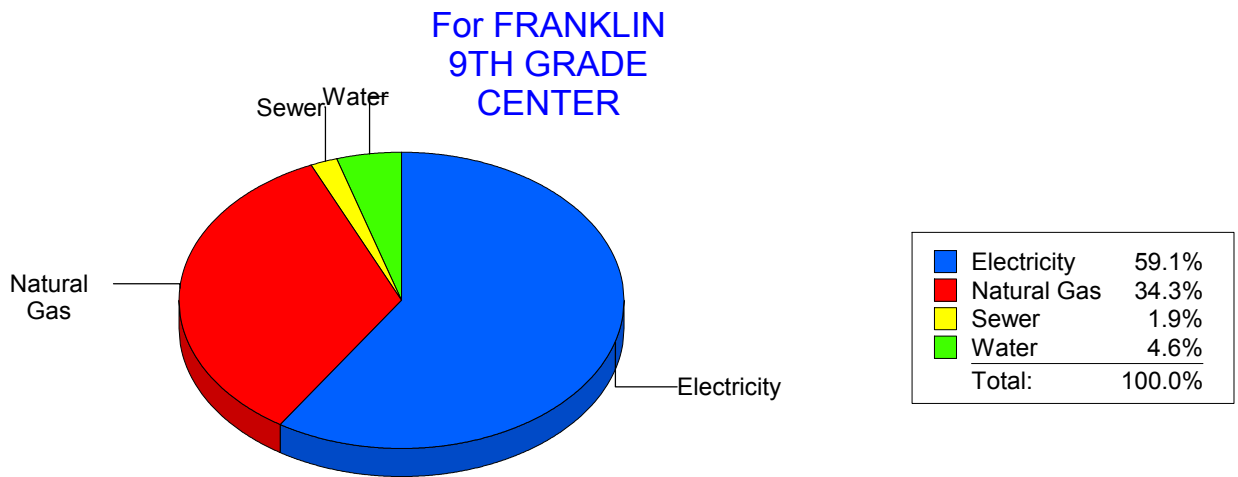
Energy CAP

Cost Avoidance Program

Cost Summary Graph

Grouped by Energy Type

Energy Type	Use	Units	Meter Cost	Special Charges	Total Cost	Avg Unit Cost	% of Total Cost
Site: FRANKLIN9THGRADECENTER - FRANKLIN 9TH GRADE CENTER							
Electricity	111,000	KWH	\$10,166.92	\$0.00	\$10,166.92	0.0916	59.14%
Natural Gas	11,040	CCF	\$5,901.07	\$0.00	\$5,901.07	0.5345	34.32%
Water	547	CCF	\$792.07	\$0.00	\$792.07	1.4480	4.61%
Sewer	87	CCF	\$332.28	\$0.00	\$332.28	3.8193	1.93%
Total Cost:			\$17,192.34	\$0.00	\$17,192.34		



Filters: Cost Center Name Not Equal To DoNotReport; Billing Period Equal To 201301All Meter CodesAll Group Names

el paso

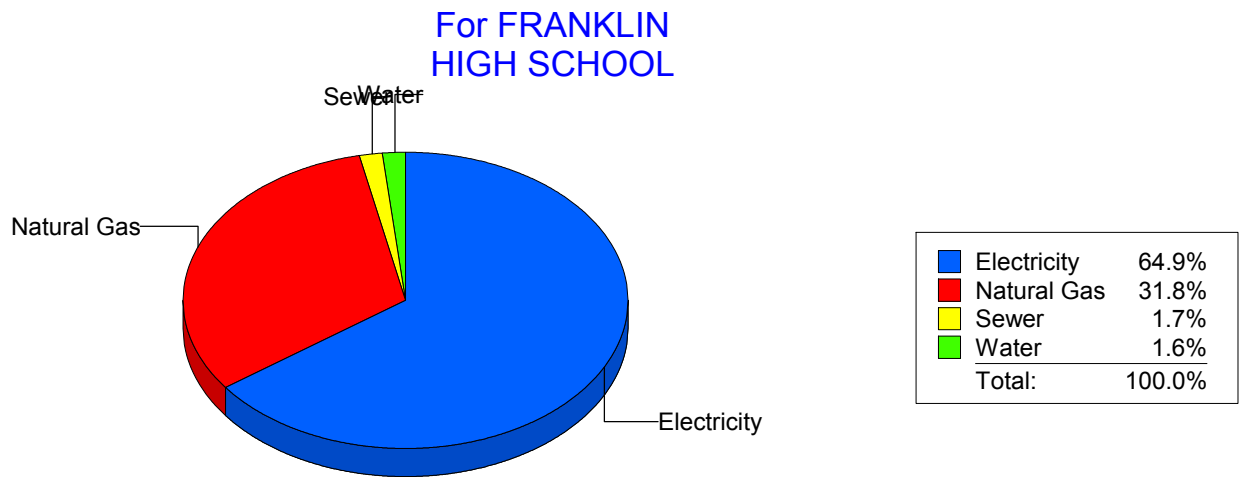
Energy CAP

Cost Avoidance Program

Cost Summary Graph

Grouped by Energy Type

Energy Type	Use	Units	Meter Cost	Special Charges	Total Cost	Avg Unit Cost	% of Total Cost
Site: FRANKLIN HIGH SCHOOL - FRANKLIN HIGH SCHOOL							
Electricity	293,824	KWH	\$24,618.51	\$0.00	\$24,618.51	0.0838	64.94%
Natural Gas	22,644	CCF	\$12,065.13	\$0.00	\$12,065.13	0.5328	31.83%
Water	237	CCF	\$589.87	\$0.00	\$589.87	2.4889	1.56%
Sewer	319	CCF	\$636.20	\$0.00	\$636.20	1.9944	1.68%
Total Cost:			\$37,909.71	\$0.00	\$37,909.71		



Filters: Cost Center Name Not Equal To DoNotReport; Billing Period Equal To 201301All Meter CodesAll Group Names

elpaso

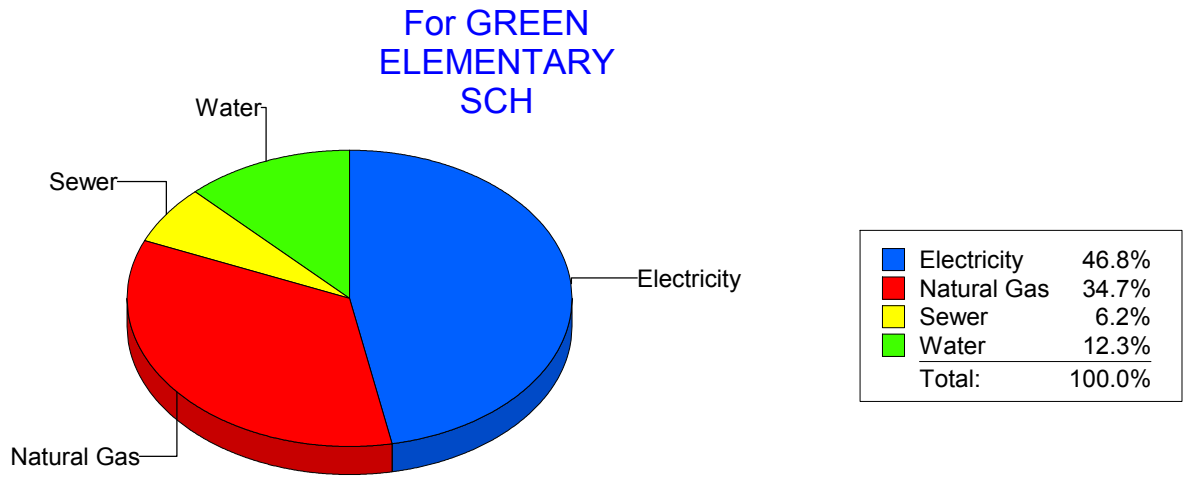
Energy CAP

Cost Avoidance Program

Cost Summary Graph

Grouped by Energy Type

Energy Type	Use	Units	Meter Cost	Special Charges	Total Cost	Avg Unit Cost	% of Total Cost
Site: GREEN ELEMENTARY SCH - GREEN ELEMENTARY SCH							
Electricity	33,300	KWH	\$3,002.70	\$0.00	\$3,002.70	0.0902	46.82%
Natural Gas	3,987	CCF	\$2,223.07	\$0.00	\$2,223.07	0.5576	34.66%
Water	224	CCF	\$787.77	\$0.00	\$787.77	3.5168	12.28%
Sewer	90	CCF	\$400.32	\$0.00	\$400.32	4.4480	6.24%
Total Cost:			\$6,413.86	\$0.00	\$6,413.86		



Filters: Cost Center Name Not Equal To DoNotReport; Billing Period Equal To 201301All Meter CodesAll Group Names

elpaso

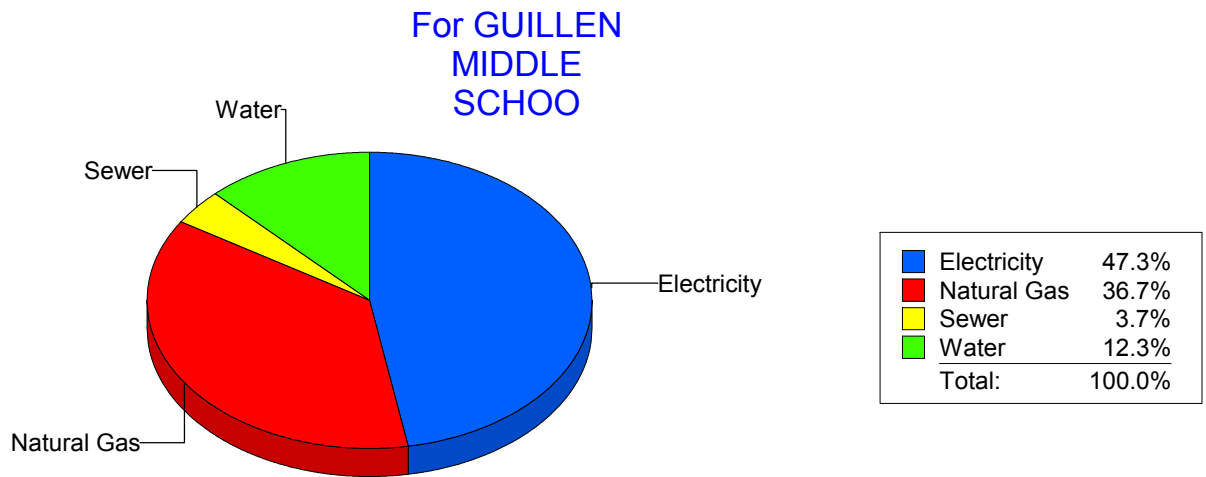
Energy CAP

Cost Avoidance Program

Cost Summary Graph

Grouped by Energy Type

Energy Type	Use	Units	Meter Cost	Special Charges	Total Cost	Avg Unit Cost	% of Total Cost
Site: GUILLEN MIDDLE SCHOO - GUILLEN MIDDLE SCHOO							
Electricity	74,071	KWH	\$6,745.92	\$0.00	\$6,745.92	0.0911	47.30%
Natural Gas	9,635	CCF	\$5,230.12	\$0.00	\$5,230.12	0.5428	36.68%
Water	525	CCF	\$1,752.50	\$0.00	\$1,752.50	3.3381	12.29%
Sewer	249	CCF	\$532.04	\$0.00	\$532.04	2.1367	3.73%
Total Cost:			\$14,260.58	\$0.00	\$14,260.58		



Filters: Cost Center Name Not Equal To DoNotReport; Billing Period Equal To 201301All Meter CodesAll Group Names

elpaso

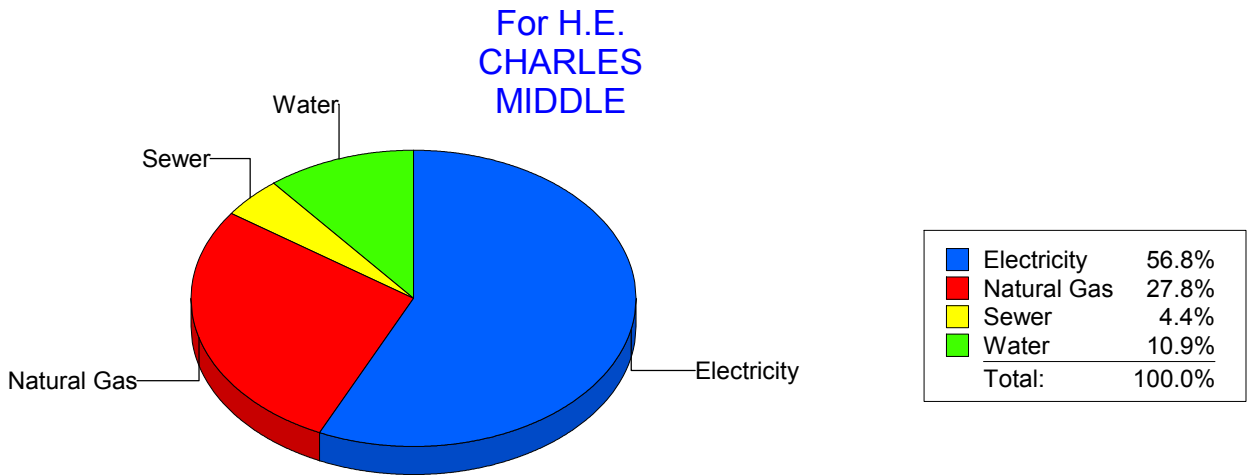
Energy CAP

Cost Avoidance Program

Cost Summary Graph

Grouped by Energy Type

Energy Type	Use	Units	Meter Cost	Special Charges	Total Cost	Avg Unit Cost	% of Total Cost
Site: H.E. CHARLES MIDDLE - H.E. CHARLES MIDDLE							
Electricity	61,269	KWH	\$6,760.64	\$0.00	\$6,760.64	0.1103	56.85%
Natural Gas	6,051	CCF	\$3,306.86	\$0.00	\$3,306.86	0.5465	27.81%
Water	533	CCF	\$1,297.34	\$0.00	\$1,297.34	2.4340	10.91%
Sewer	236	CCF	\$527.47	\$0.00	\$527.47	2.2350	4.44%
Total Cost:			\$11,892.31	\$0.00	\$11,892.31		



Filters: Cost Center Name Not Equal To DoNotReport; Billing Period Equal To 201301All Meter CodesAll Group Names

elpaso

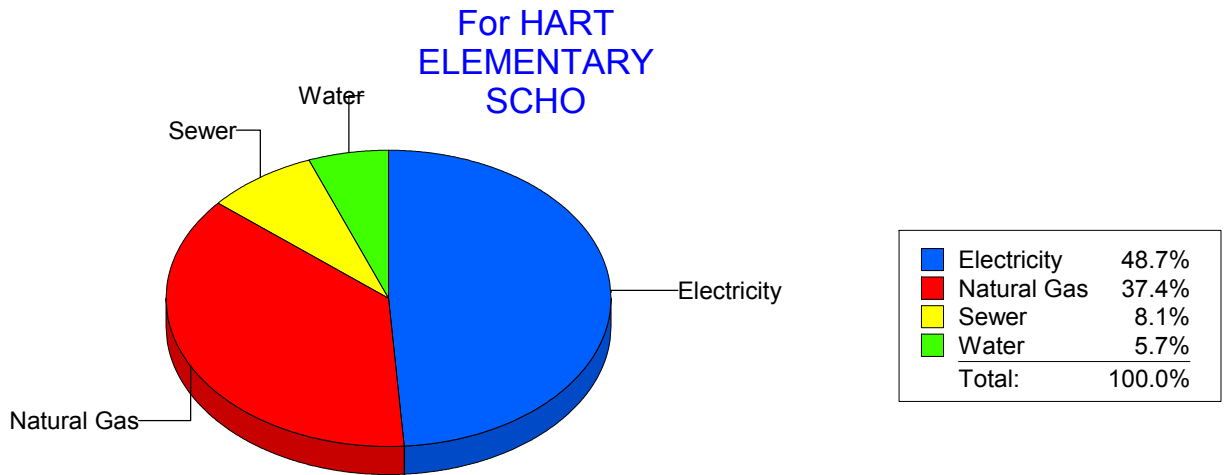
Energy CAP

Cost Avoidance Program

Cost Summary Graph

Grouped by Energy Type

Energy Type	Use	Units	Meter Cost	Special Charges	Total Cost	Avg Unit Cost	% of Total Cost
Site: HART ELEMENTARY SCHO - HART ELEMENTARY SCHO							
Electricity	18,886	KWH	\$2,089.49	\$0.00	\$2,089.49	0.1106	48.75%
Natural Gas	2,904	CCF	\$1,603.58	\$0.00	\$1,603.58	0.5522	37.41%
Water	71	CCF	\$245.75	\$0.00	\$245.75	3.4613	5.73%
Sewer	149	CCF	\$347.34	\$0.00	\$347.34	2.3311	8.10%
Total Cost:			\$4,286.16	\$0.00	\$4,286.16		



Filters: Cost Center Name Not Equal To DoNotReport; Billing Period Equal To 201301All Meter CodesAll Group Names

el Paso

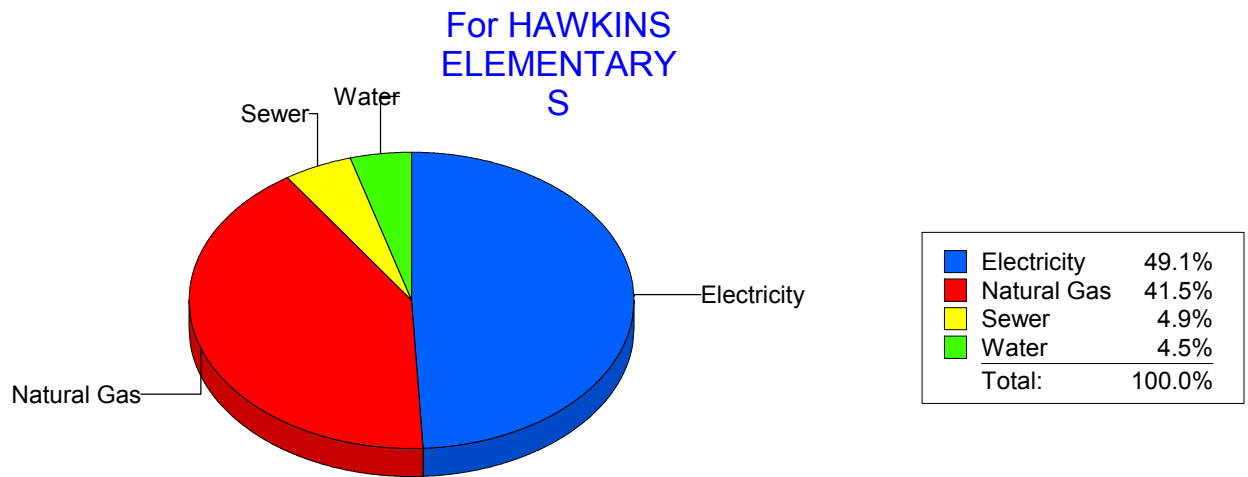
Energy CAP

Cost Avoidance Program

Cost Summary Graph

Grouped by Energy Type

Energy Type	Use	Units	Meter Cost	Special Charges	Total Cost	Avg Unit Cost	% of Total Cost
Site: HAWKINS ELEMENTARY S - HAWKINS ELEMENTARY S							
Electricity	20,988	KWH	\$2,015.06	\$0.00	\$2,015.06	0.0960	49.09%
Natural Gas	3,092	CCF	\$1,703.85	\$0.00	\$1,703.85	0.5511	41.51%
Water	37	CCF	\$184.15	\$0.00	\$184.15	4.9770	4.49%
Sewer	56	CCF	\$201.58	\$0.00	\$201.58	3.5996	4.91%
Total Cost:			\$4,104.64	\$0.00	\$4,104.64		



Filters: Cost Center Name Not Equal To DoNotReport; Billing Period Equal To 201301All Meter CodesAll Group Names

elpaso

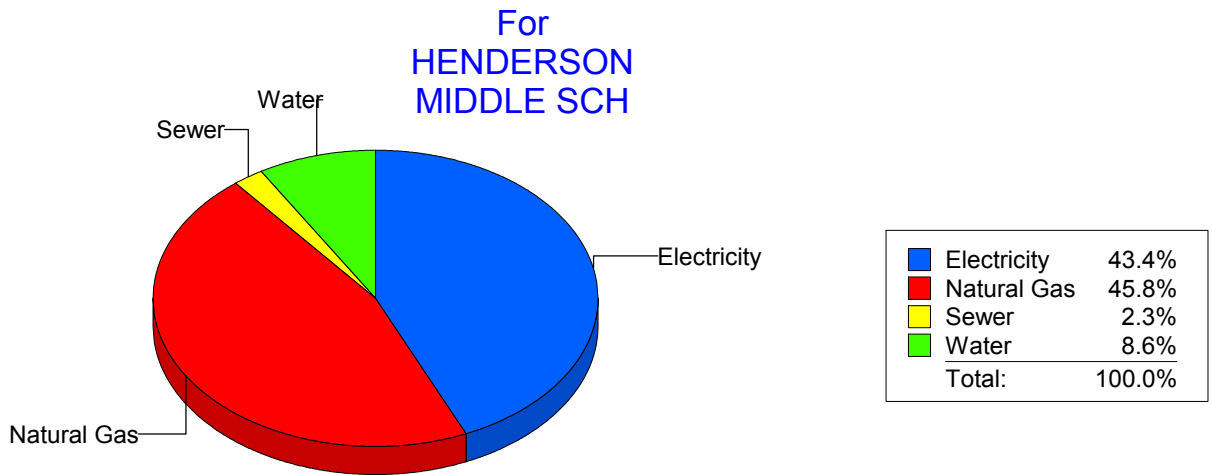
Energy CAP

Cost Avoidance Program

Cost Summary Graph

Grouped by Energy Type

Energy Type	Use	Units	Meter Cost	Special Charges	Total Cost	Avg Unit Cost	% of Total Cost
Site: HENDERSON MIDDLE SCH - HENDERSON MIDDLE SCH							
Electricity	45,073	KWH	\$4,477.47	\$0.00	\$4,477.47	0.0993	43.37%
Natural Gas	8,817	CCF	\$4,727.14	\$0.00	\$4,727.14	0.5361	45.79%
Water	404	CCF	\$884.03	\$0.00	\$884.03	2.1882	8.56%
Sewer	131	CCF	\$235.72	\$0.00	\$235.72	1.7994	2.28%
Total Cost:			\$10,324.36	\$0.00	\$10,324.36		



Filters: Cost Center Name Not Equal To DoNotReport; Billing Period Equal To 201301All Meter CodesAll Group Names

el paso

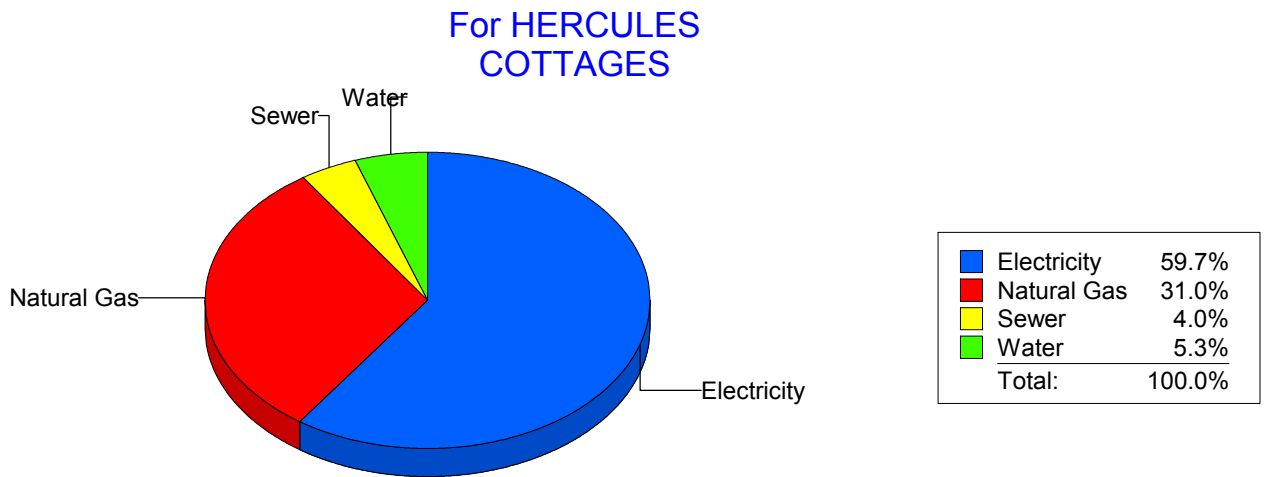
Energy CAP

Cost Avoidance Program

Cost Summary Graph

Grouped by Energy Type

Energy Type	Use	Units	Meter Cost	Special Charges	Total Cost	Avg Unit Cost	% of Total Cost
Site: HERCULES COTTAGES - HERCULES COTTAGES							
Electricity	5,264	KWH	\$737.64	\$0.00	\$737.64	0.1401	59.72%
Natural Gas	392	CCF	\$382.51	\$0.00	\$382.51	0.9758	30.97%
Water	19	CCF	\$65.39	\$0.00	\$65.39	3.4416	5.29%
Sewer	14	CCF	\$49.57	\$0.00	\$49.57	3.5407	4.01%
Total Cost:			\$1,235.11	\$0.00	\$1,235.11		



Filters: Cost Center Name Not Equal To DoNotReport; Billing Period Equal To 201301All Meter CodesAll Group Names

elpaso

Energy CAP

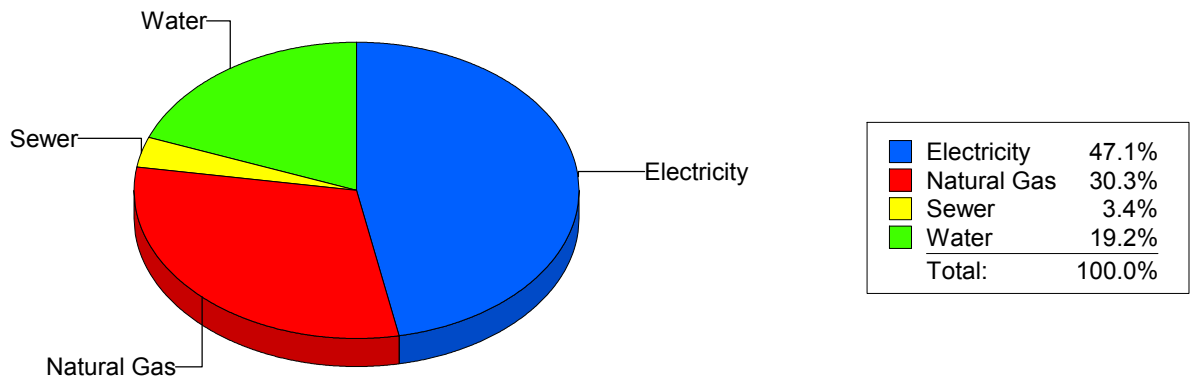
Cost Avoidance Program

Cost Summary Graph

Grouped by Energy Type

Energy Type	Use	Units	Meter Cost	Special Charges	Total Cost	Avg Unit Cost	% of Total Cost
Site: HERRERA - HERRERA ELEMENTARY							
Electricity	46,200	KWH	\$4,191.87	\$0.00	\$4,191.87	0.0907	47.07%
Natural Gas	4,976	CCF	\$2,698.76	\$0.00	\$2,698.76	0.5424	30.30%
Water	465	CCF	\$1,711.67	\$0.00	\$1,711.67	3.6810	19.22%
Sewer	65	CCF	\$303.46	\$0.00	\$303.46	4.6686	3.41%
Total Cost:			\$8,905.76	\$0.00	\$8,905.76		

For HERRERA ELEMENTARY



Filters: Cost Center Name Not Equal To DoNotReport; Billing Period Equal To 201301All Meter CodesAll Group Names

elpaso

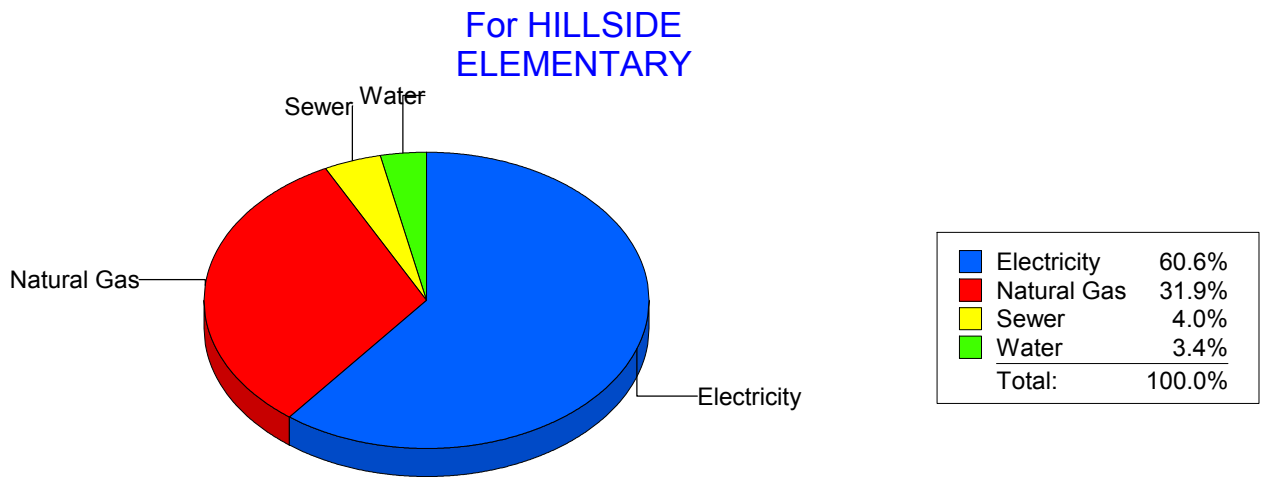
Energy CAP

Cost Avoidance Program

Cost Summary Graph

Grouped by Energy Type

Energy Type	Use	Units	Meter Cost	Special Charges	Total Cost	Avg Unit Cost	% of Total Cost
Site: HILLSIDE ELEMENTARY - HILLSIDE ELEMENTARY							
Electricity	53,961	KWH	\$5,466.37	\$0.00	\$5,466.37	0.1013	60.63%
Natural Gas	5,093	CCF	\$2,880.13	\$0.00	\$2,880.13	0.5655	31.95%
Water	78	CCF	\$309.67	\$0.00	\$309.67	3.9701	3.43%
Sewer	117	CCF	\$359.12	\$0.00	\$359.12	3.0694	3.98%
Total Cost:			\$9,015.29	\$0.00	\$9,015.29		



Filters: Cost Center Name Not Equal To DoNotReport; Billing Period Equal To 201301All Meter CodesAll Group Names

elpaso

Energy CAP

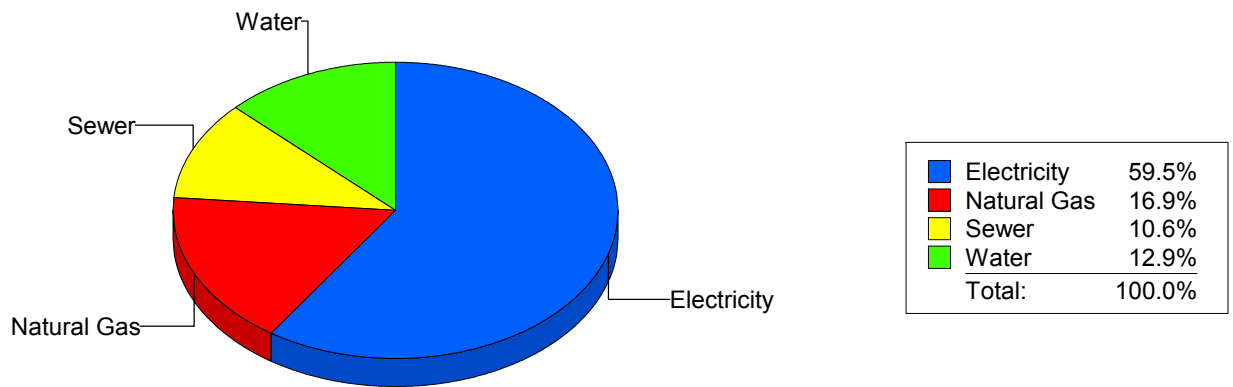
Cost Avoidance Program

Cost Summary Graph

Grouped by Energy Type

Energy Type	Use	Units	Meter Cost	Special Charges	Total Cost	Avg Unit Cost	% of Total Cost
Site: HOUSTON INTERMEDIATE - HOUSTON INTERMEDIATE							
Electricity	13,841	KWH	\$1,742.70	\$0.00	\$1,742.70	0.1259	59.54%
Natural Gas	779	CCF	\$495.58	\$0.00	\$495.58	0.6362	16.93%
Water	116	CCF	\$378.01	\$0.00	\$378.01	3.2587	12.92%
Sewer	72	CCF	\$310.58	\$0.00	\$310.58	4.3136	10.61%
Total Cost:			\$2,926.87	\$0.00	\$2,926.87		

For HOUSTON INTERMEDIATE



Filters: Cost Center Name Not Equal To DoNotReport; Billing Period Equal To 201301All Meter CodesAll Group Names

elpaso

Energy CAP

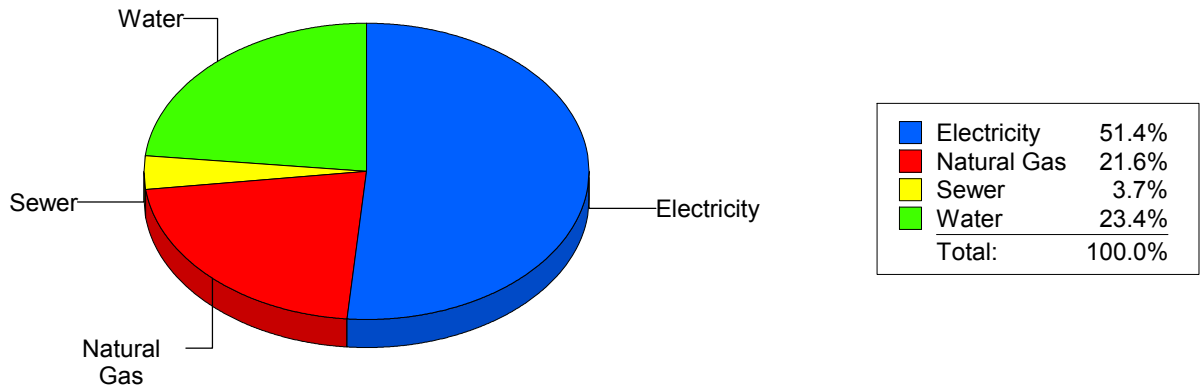
Cost Avoidance Program

Cost Summary Graph

Grouped by Energy Type

Energy Type	Use	Units	Meter Cost	Special Charges	Total Cost	Avg Unit Cost	% of Total Cost
Site: MOYE - HR MOYE							
Electricity	46,080	KWH	\$4,839.89	\$0.00	\$4,839.89	0.1050	51.39%
Natural Gas	3,715	CCF	\$2,032.84	\$0.00	\$2,032.84	0.5472	21.59%
Water	527	CCF	\$2,200.85	\$0.00	\$2,200.85	4.1762	23.37%
Sewer	96	CCF	\$344.07	\$0.00	\$344.07	3.5841	3.65%
Total Cost:			\$9,417.65	\$0.00	\$9,417.65		

For HR MOYE



Filters: Cost Center Name Not Equal To DoNotReport; Billing Period Equal To 201301All Meter CodesAll Group Names

elpaso

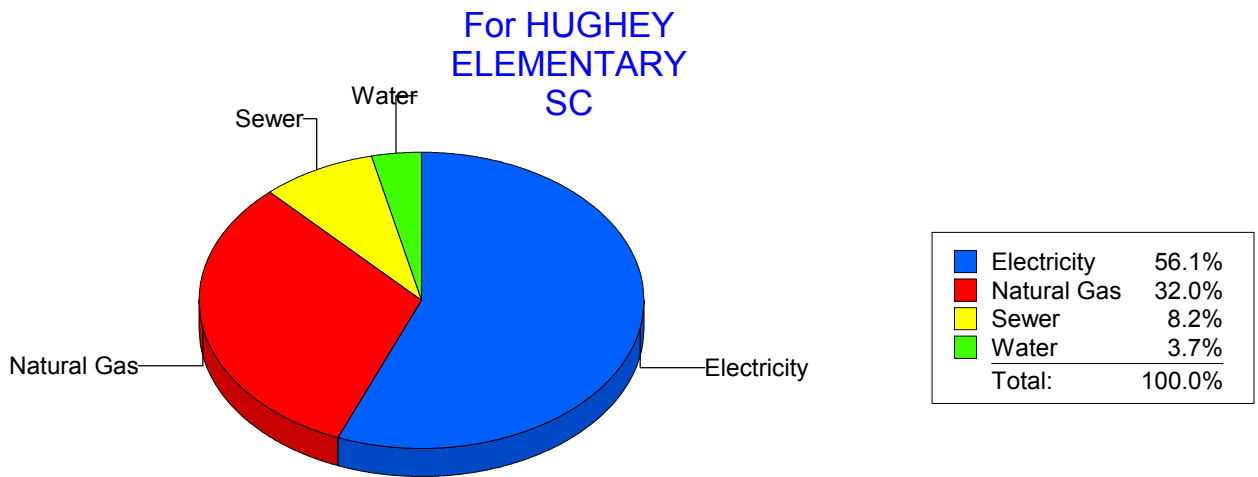
Energy CAP

Cost Avoidance Program

Cost Summary Graph

Grouped by Energy Type

Energy Type	Use	Units	Meter Cost	Special Charges	Total Cost	Avg Unit Cost	% of Total Cost
Site: HUGHEY ELEMENTARY SC - HUGHEY ELEMENTARY SC							
Electricity	33,991	KWH	\$3,662.84	\$0.00	\$3,662.84	0.1078	56.11%
Natural Gas	3,733	CCF	\$2,087.66	\$0.00	\$2,087.66	0.5592	31.98%
Water	18	CCF	\$242.75	\$0.00	\$242.75	13.4861	3.72%
Sewer	333	CCF	\$534.84	\$0.00	\$534.84	1.6061	8.19%
Total Cost:			\$6,528.09	\$0.00	\$6,528.09		



Filters: Cost Center Name Not Equal To DoNotReport; Billing Period Equal To 201301All Meter CodesAll Group Names

elpaso

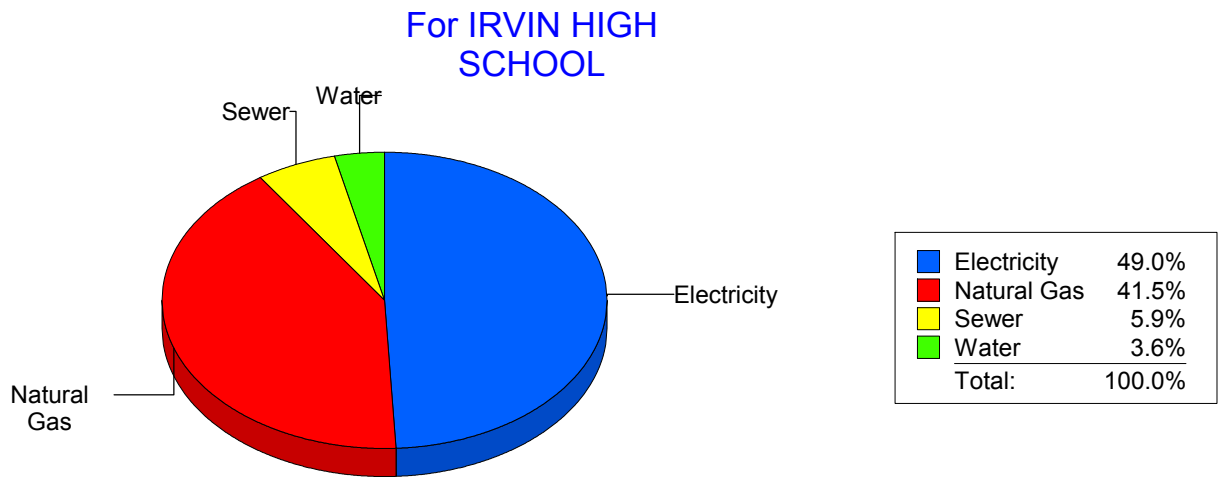
Energy CAP

Cost Avoidance Program

Cost Summary Graph

Grouped by Energy Type

Energy Type	Use	Units	Meter Cost	Special Charges	Total Cost	Avg Unit Cost	% of Total Cost
Site: IRVIN HIGH SCHOOL - IRVIN HIGH SCHOOL							
Electricity	103,194	KWH	\$9,498.88	\$0.00	\$9,498.88	0.0920	49.05%
Natural Gas	14,999	CCF	\$8,033.62	\$0.00	\$8,033.62	0.5356	41.48%
Water	381	CCF	\$696.63	\$0.00	\$696.63	1.8284	3.60%
Sewer	760	CCF	\$1,137.34	\$0.00	\$1,137.34	1.4965	5.87%
Total Cost:			\$19,366.47	\$0.00	\$19,366.47		



Filters: Cost Center Name Not Equal To DoNotReport; Billing Period Equal To 201301All Meter CodesAll Group Names

elpaso

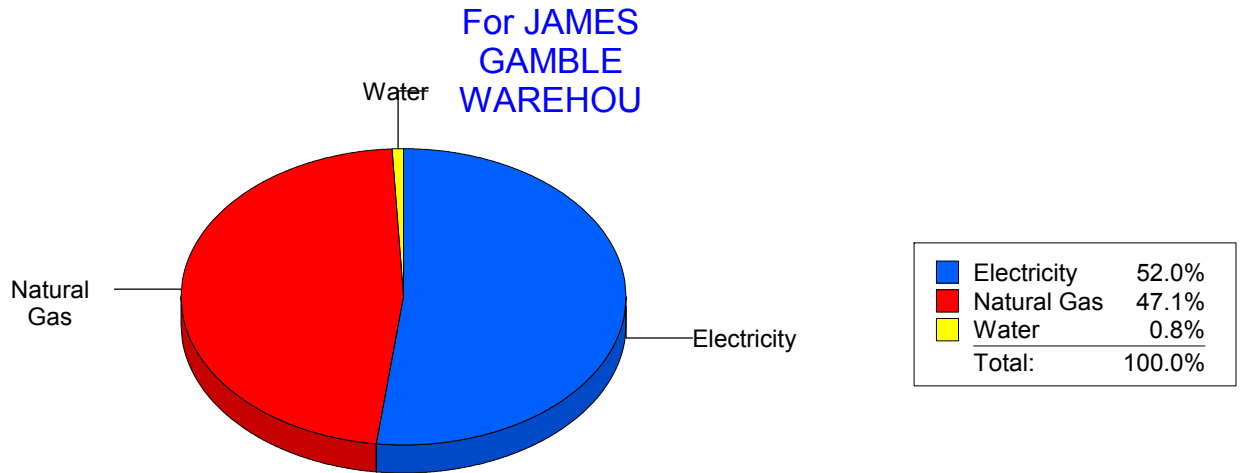
Energy CAP

Cost Avoidance Program

Cost Summary Graph

Grouped by Energy Type

Energy Type	Use	Units	Meter Cost	Special Charges	Total Cost	Avg Unit Cost	% of Total Cost
Site: JAMES GAMBLE WAREHOU - JAMES GAMBLE WAREHOU							
Electricity	29,600	KWH	\$2,349.58	\$0.00	\$2,349.58	0.0794	52.04%
Natural Gas	3,894	CCF	\$2,127.49	\$0.00	\$2,127.49	0.5464	47.13%
Water	0	CCF	\$37.45	\$0.00	\$37.45	0.0000	0.83%
Total Cost:			\$4,514.52	\$0.00	\$4,514.52		



Filters: Cost Center Name Not Equal To DoNotReport; Billing Period Equal To 201301All Meter CodesAll Group Names

elpaso

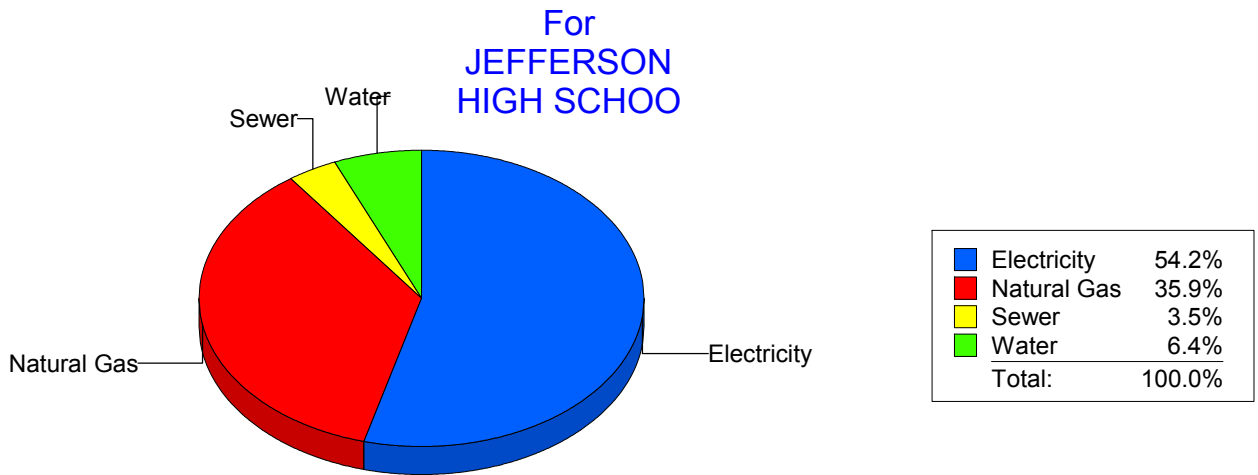
Energy CAP

Cost Avoidance Program

Cost Summary Graph

Grouped by Energy Type

Energy Type	Use	Units	Meter Cost	Special Charges	Total Cost	Avg Unit Cost	% of Total Cost
Site: JEFFERSON HIGH SCHOO - JEFFERSON HIGH SCHOO							
Electricity	87,099	KWH	\$9,987.52	\$0.00	\$9,987.52	0.1147	54.18%
Natural Gas	11,761	CCF	\$6,626.34	\$0.00	\$6,626.34	0.5634	35.95%
Water	636	CCF	\$1,181.98	\$0.00	\$1,181.98	1.8585	6.41%
Sewer	215	CCF	\$636.55	\$0.00	\$636.55	2.9607	3.45%
Total Cost:			\$18,432.39	\$0.00	\$18,432.39		



Filters: Cost Center Name Not Equal To DoNotReport; Billing Period Equal To 201301All Meter CodesAll Group Names

elpaso

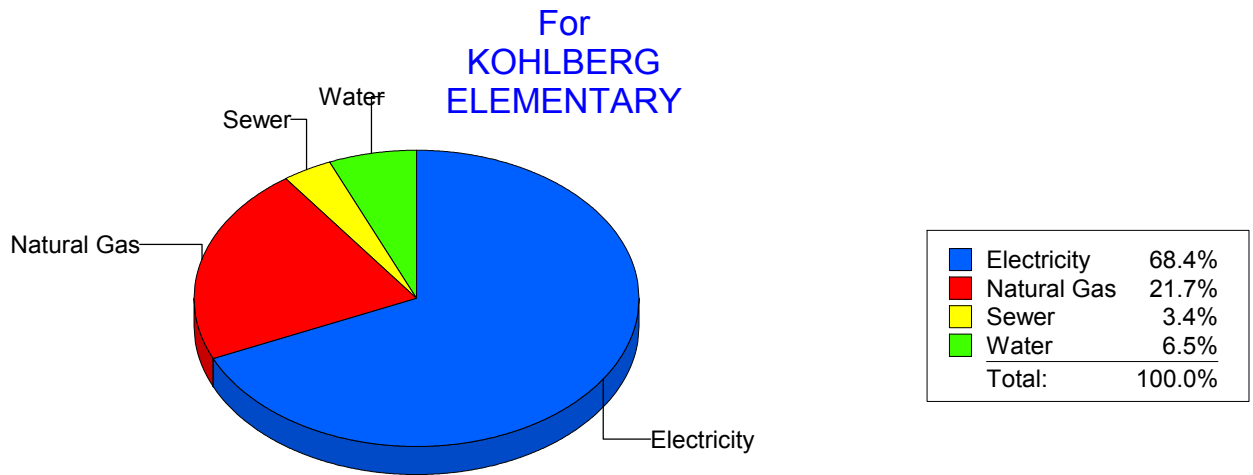
Energy CAP

Cost Avoidance Program

Cost Summary Graph

Grouped by Energy Type

Energy Type	Use	Units	Meter Cost	Special Charges	Total Cost	Avg Unit Cost	% of Total Cost
Site: KOHLBERG ELEMENTARY - KOHLBERG ELEMENTARY							
Electricity	68,900	KWH	\$7,001.64	\$0.00	\$7,001.64	0.1016	68.40%
Natural Gas	3,988	CCF	\$2,216.34	\$0.00	\$2,216.34	0.5558	21.65%
Water	253	CCF	\$666.44	\$0.00	\$666.44	2.6342	6.51%
Sewer	128	CCF	\$352.52	\$0.00	\$352.52	2.7541	3.44%
Total Cost:			\$10,236.94	\$0.00	\$10,236.94		



Filters: Cost Center Name Not Equal To DoNotReport; Billing Period Equal To 201301All Meter CodesAll Group Names

el Paso

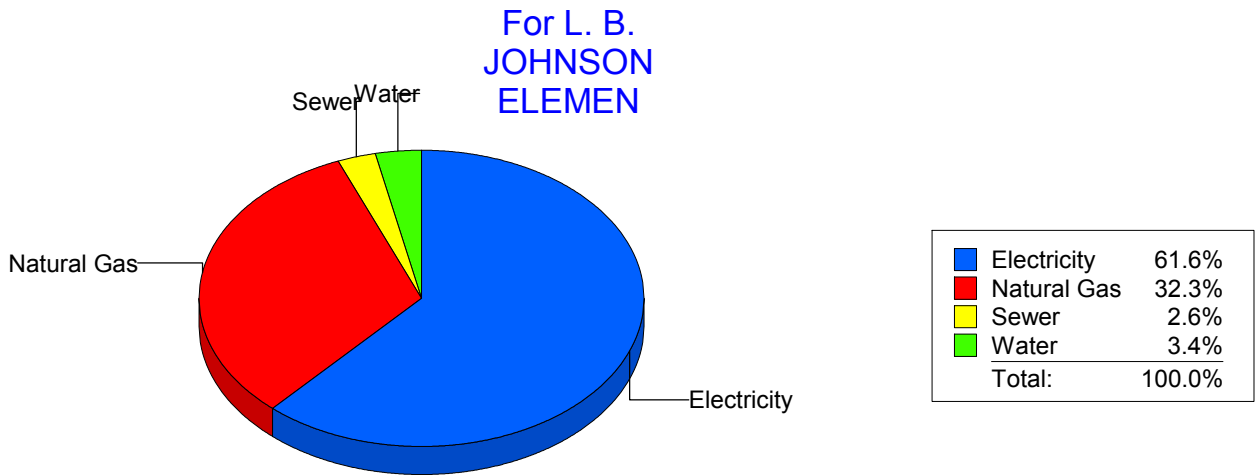
Energy CAP

Cost Avoidance Program

Cost Summary Graph

Grouped by Energy Type

Energy Type	Use	Units	Meter Cost	Special Charges	Total Cost	Avg Unit Cost	% of Total Cost
Site: L. B. JOHNSON ELEMEN - L. B. JOHNSON ELEMEN							
Electricity	48,350	KWH	\$5,831.21	\$0.00	\$5,831.21	0.1206	61.60%
Natural Gas	5,589	CCF	\$3,061.48	\$0.00	\$3,061.48	0.5478	32.34%
Water	145	CCF	\$326.44	\$0.00	\$326.44	2.2513	3.45%
Sewer	81	CCF	\$247.85	\$0.00	\$247.85	3.0599	2.62%
Total Cost:			\$9,466.98	\$0.00	\$9,466.98		



Filters: Cost Center Name Not Equal To DoNotReport; Billing Period Equal To 201301All Meter CodesAll Group Names

elpaso

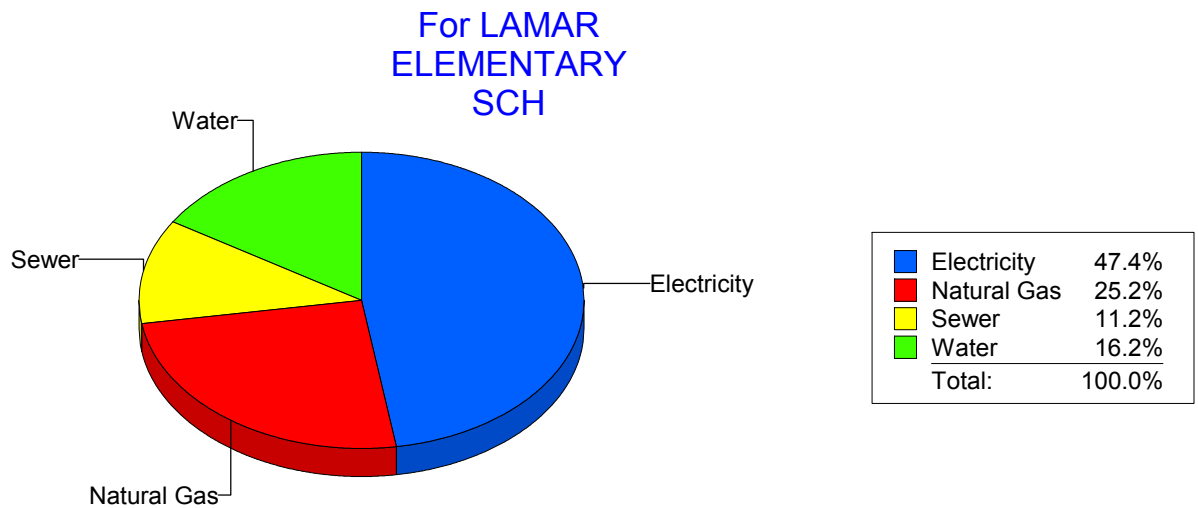
Energy CAP

Cost Avoidance Program

Cost Summary Graph

Grouped by Energy Type

Energy Type	Use	Units	Meter Cost	Special Charges	Total Cost	Avg Unit Cost	% of Total Cost
Site: LAMAR ELEMENTARY SCH - LAMAR ELEMENTARY SCH							
Electricity	29,100	KWH	\$3,096.08	\$0.00	\$3,096.08	0.1064	47.39%
Natural Gas	2,852	CCF	\$1,649.05	\$0.00	\$1,649.05	0.5782	25.24%
Water	352	CCF	\$1,059.93	\$0.00	\$1,059.93	3.0112	16.22%
Sewer	291	CCF	\$728.80	\$0.00	\$728.80	2.5045	11.15%
Total Cost:			\$6,533.86	\$0.00	\$6,533.86		



Filters: Cost Center Name Not Equal To DoNotReport; Billing Period Equal To 201301All Meter CodesAll Group Names

elpaso

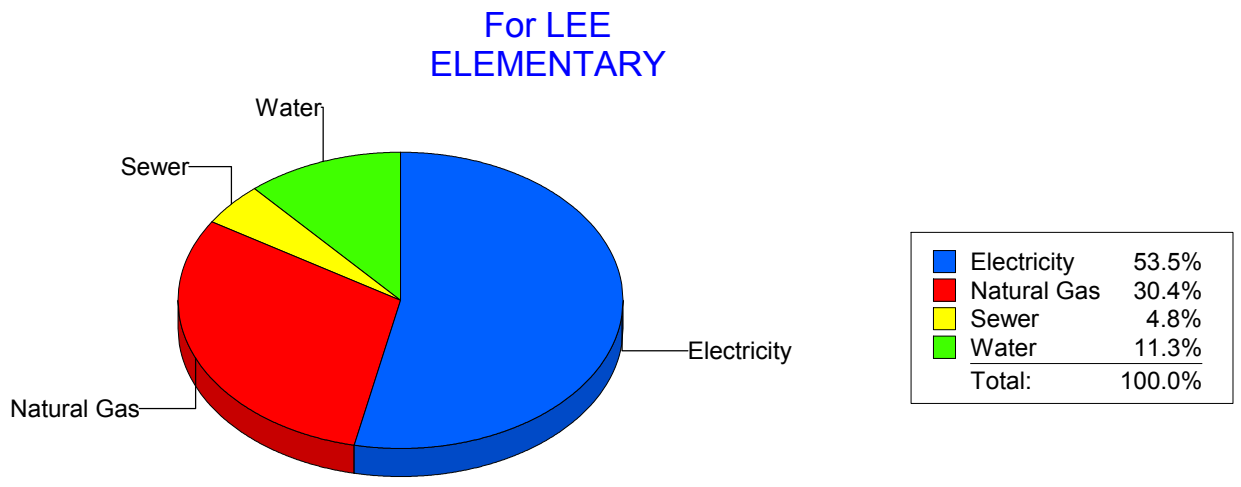
Energy CAP

Cost Avoidance Program

Cost Summary Graph

Grouped by Energy Type

Energy Type	Use	Units	Meter Cost	Special Charges	Total Cost	Avg Unit Cost	% of Total Cost
Site: LEE ELEMENTARY - LEE ELEMENTARY							
Electricity	36,560	KWH	\$4,419.76	\$0.00	\$4,419.76	0.1209	53.46%
Natural Gas	4,620	CCF	\$2,510.78	\$0.00	\$2,510.78	0.5435	30.37%
Water	217	CCF	\$936.76	\$0.00	\$936.76	4.3169	11.33%
Sewer	100	CCF	\$400.27	\$0.00	\$400.27	4.0027	4.84%
Total Cost:			\$8,267.57	\$0.00	\$8,267.57		



Filters: Cost Center Name Not Equal To DoNotReport; Billing Period Equal To 201301All Meter CodesAll Group Names

elpaso

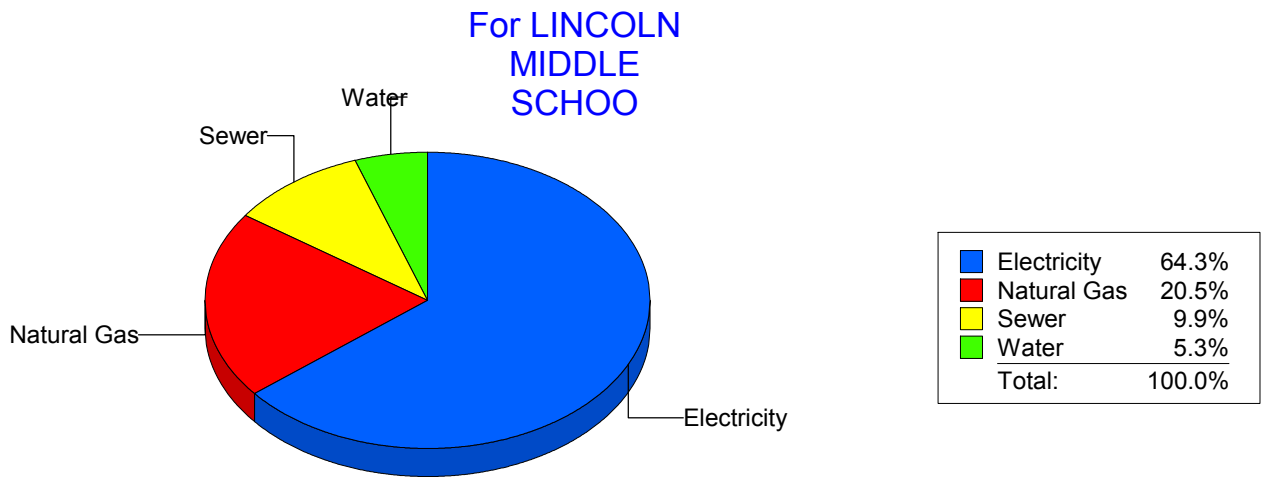
Energy CAP

Cost Avoidance Program

Cost Summary Graph

Grouped by Energy Type

Energy Type	Use	Units	Meter Cost	Special Charges	Total Cost	Avg Unit Cost	% of Total Cost
Site: LINCOLN MIDDLE SCHOO - LINCOLN MIDDLE SCHOO							
Electricity	82,300	KWH	\$9,079.38	\$0.00	\$9,079.38	0.1103	64.27%
Natural Gas	5,350	CCF	\$2,896.27	\$0.00	\$2,896.27	0.5414	20.50%
Water	417	CCF	\$750.27	\$0.00	\$750.27	1.7992	5.31%
Sewer	962	CCF	\$1,401.96	\$0.00	\$1,401.96	1.4573	9.92%
Total Cost:			\$14,127.88	\$0.00	\$14,127.88		



Filters: Cost Center Name Not Equal To DoNotReport; Billing Period Equal To 201301All Meter CodesAll Group Names

el Paso

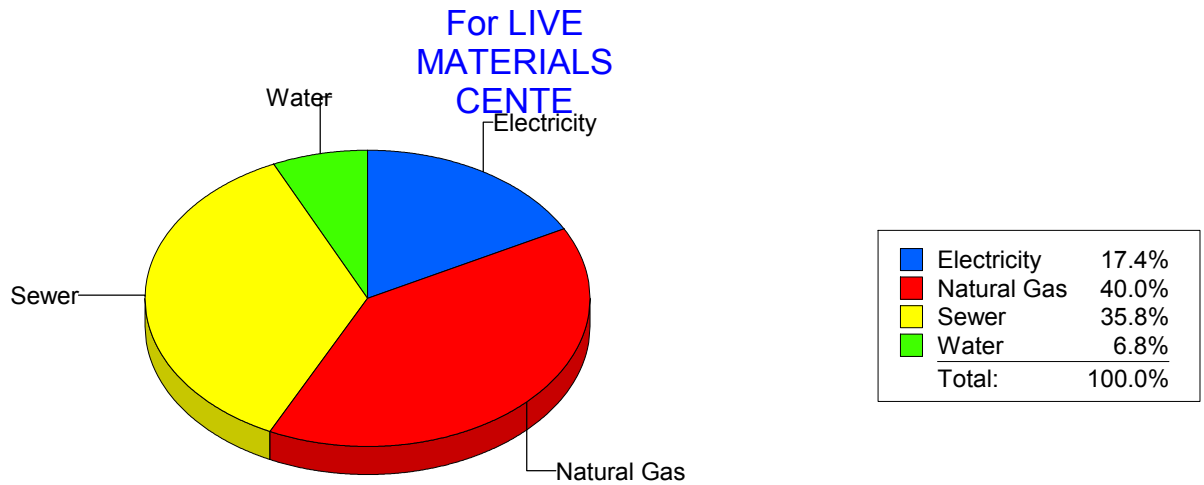
Energy CAP

Cost Avoidance Program

Cost Summary Graph

Grouped by Energy Type

Energy Type	Use	Units	Meter Cost	Special Charges	Total Cost	Avg Unit Cost	% of Total Cost
Site: LIVE MATERIALS CENTE - LIVE MATERIALS CENTE							
Electricity		250 KWH	\$59.63	\$0.00	\$59.63	0.2385	17.36%
Natural Gas		117 CCF	\$137.36	\$0.00	\$137.36	1.1740	39.99%
Water		1 CCF	\$23.53	\$0.00	\$23.53	23.5300	6.85%
Sewer		78 CCF	\$123.00	\$0.00	\$123.00	1.5769	35.81%
Total Cost:			\$343.52	\$0.00	\$343.52		



Filters: Cost Center Name Not Equal To DoNotReport; Billing Period Equal To 201301All Meter CodesAll Group Names

elpaso

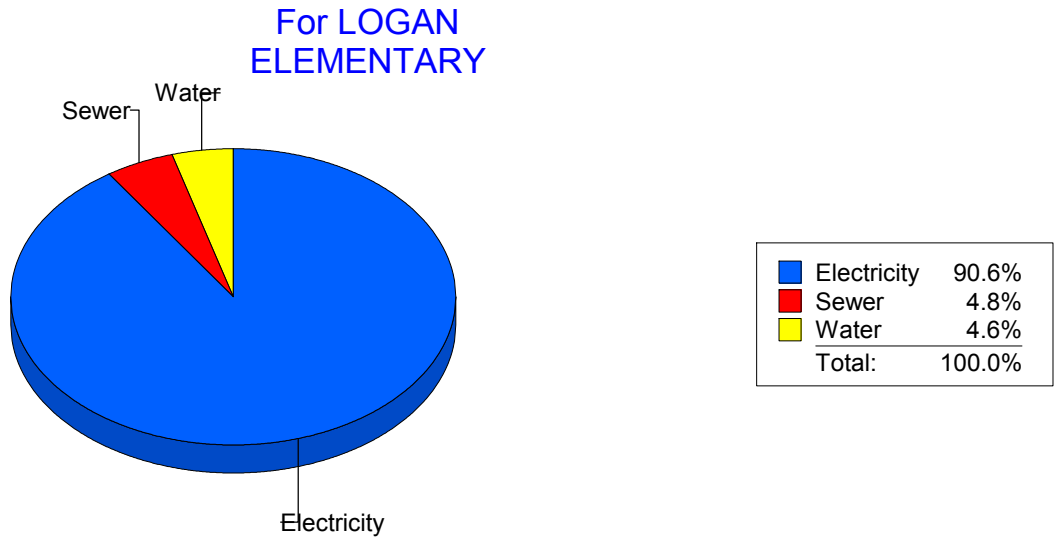
Energy CAP

Cost Avoidance Program

Cost Summary Graph

Grouped by Energy Type

Energy Type	Use	Units	Meter Cost	Special Charges	Total Cost	Avg Unit Cost	% of Total Cost
Site: LOGAN ELEMENTARY - LOGAN ELEMENTARY							
Electricity	27,740	KWH	\$3,288.29	\$0.00	\$3,288.29	0.1185	90.63%
Water	68	CCF	\$165.83	\$0.00	\$165.83	2.4387	4.57%
Sewer	84	CCF	\$174.15	\$0.00	\$174.15	2.0732	4.80%
Total Cost:			\$3,628.27	\$0.00	\$3,628.27		



Filters: Cost Center Name Not Equal To DoNotReport; Billing Period Equal To 201301All Meter CodesAll Group Names

elpaso

Energy CAP

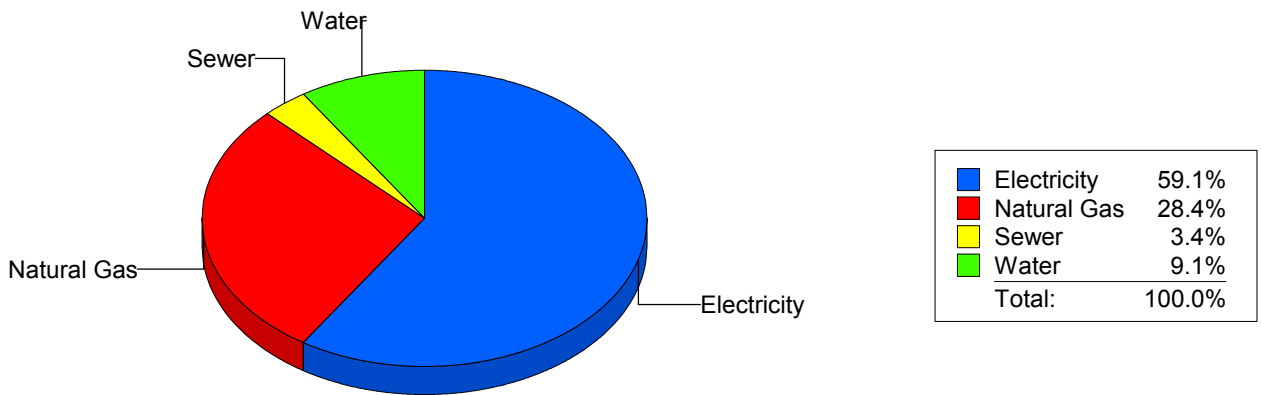
Cost Avoidance Program

Cost Summary Graph

Grouped by Energy Type

Energy Type	Use	Units	Meter Cost	Special Charges	Total Cost	Avg Unit Cost	% of Total Cost
Site: LUNDY - LUNDY							
Electricity	63,400	KWH	\$5,335.64	\$0.00	\$5,335.64	0.0842	59.07%
Natural Gas	4,650	CCF	\$2,562.24	\$0.00	\$2,562.24	0.5510	28.36%
Water	197	CCF	\$823.92	\$0.00	\$823.92	4.1823	9.12%
Sewer	71	CCF	\$311.32	\$0.00	\$311.32	4.3848	3.45%
Total Cost:			\$9,033.12	\$0.00	\$9,033.12		

For LUNDY



Filters: Cost Center Name Not Equal To DoNotReport; Billing Period Equal To 201301All Meter CodesAll Group Names

elpaso

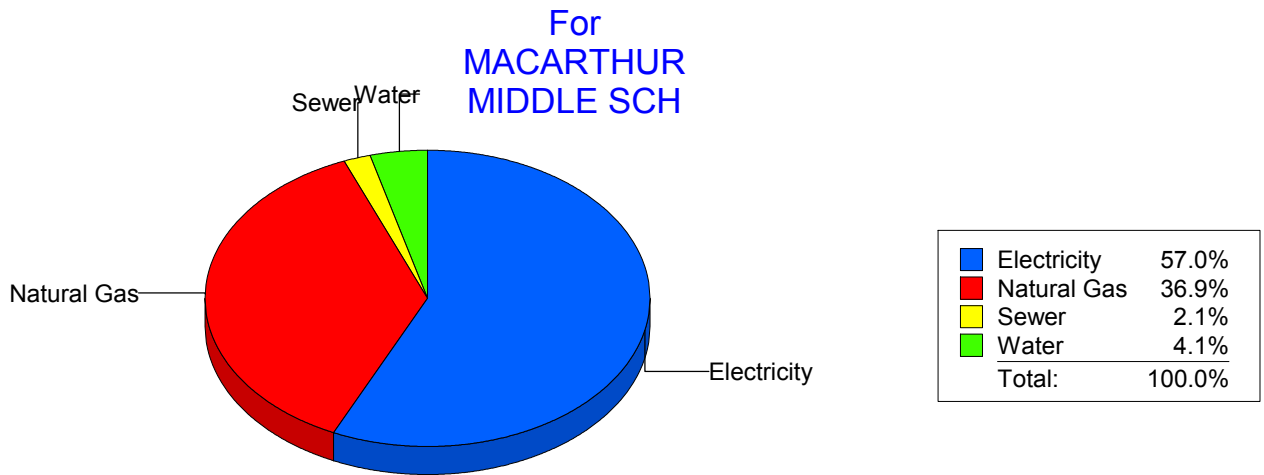
Energy CAP

Cost Avoidance Program

Cost Summary Graph

Grouped by Energy Type

Energy Type	Use	Units	Meter Cost	Special Charges	Total Cost	Avg Unit Cost	% of Total Cost
Site: MACARTHUR MIDDLE SCH - MACARTHUR MIDDLE SCH							
Electricity	73,560	KWH	\$7,952.63	\$0.00	\$7,952.63	0.1081	57.00%
Natural Gas	9,611	CCF	\$5,146.45	\$0.00	\$5,146.45	0.5355	36.88%
Water	171	CCF	\$566.83	\$0.00	\$566.83	3.3148	4.06%
Sewer	111	CCF	\$287.15	\$0.00	\$287.15	2.5869	2.06%
Total Cost:			\$13,953.06	\$0.00	\$13,953.06		



Filters: Cost Center Name Not Equal To DoNotReport; Billing Period Equal To 201301All Meter CodesAll Group Names

elpaso

Energy CAP

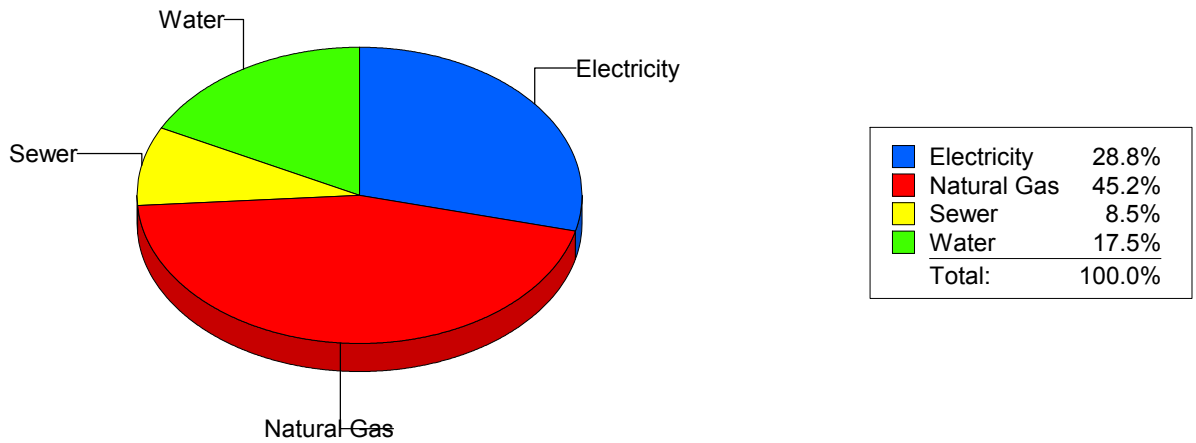
Cost Avoidance Program

Cost Summary Graph

Grouped by Energy Type

Energy Type	Use	Units	Meter Cost	Special Charges	Total Cost	Avg Unit Cost	% of Total Cost
Site: MAGOFFIN MIDDLE SCHO - MAGOFFIN MIDDLE SCHO							
Electricity	13,975	KWH	\$1,580.61	\$0.00	\$1,580.61	0.1131	28.77%
Natural Gas	4,570	CCF	\$2,484.21	\$0.00	\$2,484.21	0.5436	45.22%
Water	358	CCF	\$959.72	\$0.00	\$959.72	2.6808	17.47%
Sewer	191	CCF	\$468.52	\$0.00	\$468.52	2.4530	8.53%
Total Cost:			\$5,493.06	\$0.00	\$5,493.06		

For MAGOFFIN MIDDLE SCHO



Filters: Cost Center Name Not Equal To DoNotReport; Billing Period Equal To 201301All Meter CodesAll Group Names

elpaso

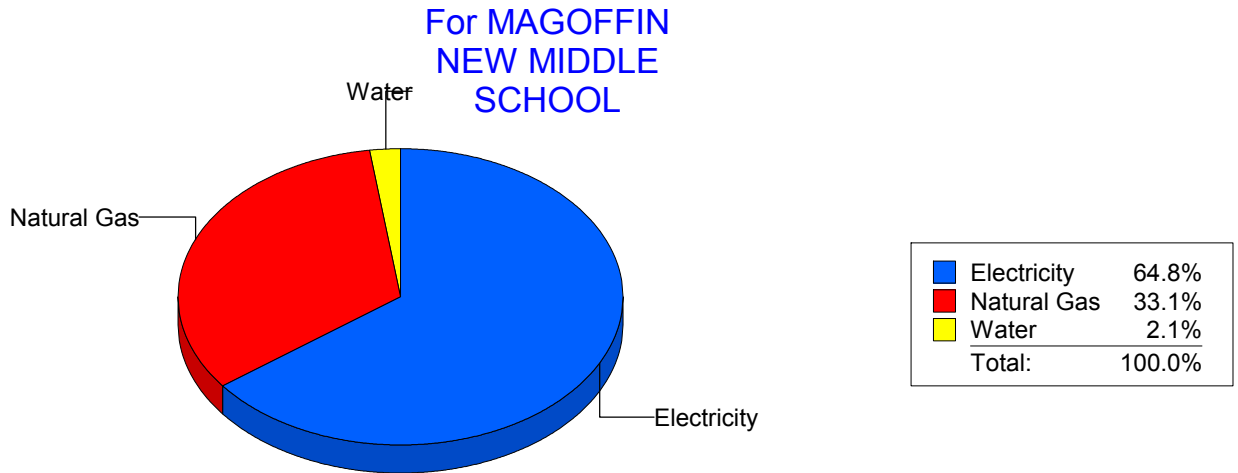
Energy CAP

Cost Avoidance Program

Cost Summary Graph

Grouped by Energy Type

Energy Type	Use	Units	Meter Cost	Special Charges	Total Cost	Avg Unit Cost	% of Total Cost
Site: MAGOFFINMIDDLESCHOOLN047 - MAGOFFIN NEW MIDDLE SCHOOL							
Electricity	83,000	KWH	\$6,861.07	\$0.00	\$6,861.07	0.0827	64.77%
Natural Gas	6,506	CCF	\$3,506.74	\$0.00	\$3,506.74	0.5390	33.10%
Water	1	CCF	\$225.27	\$0.00	\$225.27	225.2700	2.13%
Total Cost:			\$10,593.08	\$0.00	\$10,593.08		



Filters: Cost Center Name Not Equal To DoNotReport; Billing Period Equal To 201301All Meter CodesAll Group Names

elpaso

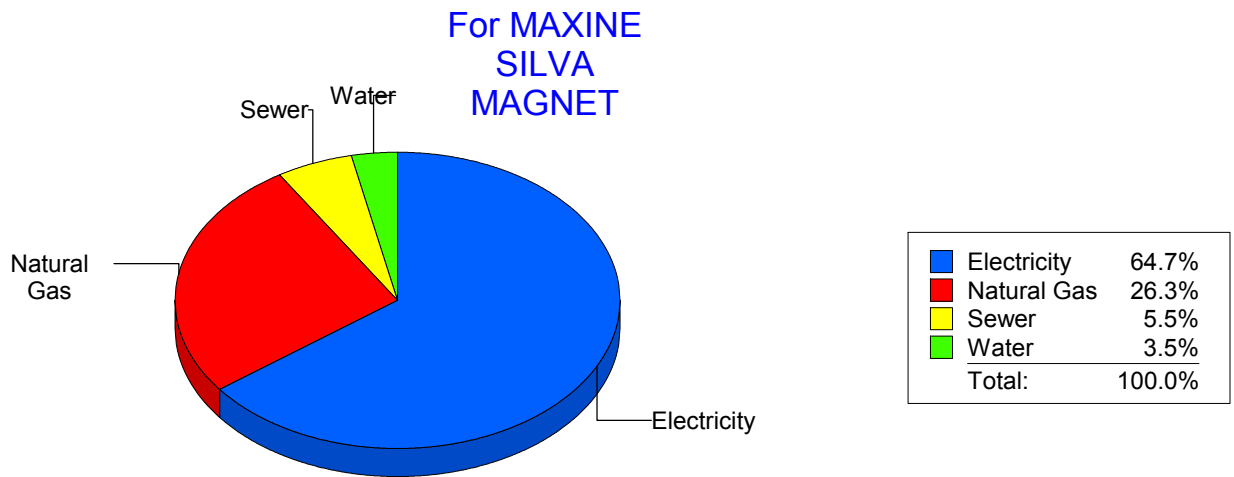
Energy CAP

Cost Avoidance Program

Cost Summary Graph

Grouped by Energy Type

Energy Type	Use	Units	Meter Cost	Special Charges	Total Cost	Avg Unit Cost	% of Total Cost
Site: MAXINE SILVA MAGNET - MAXINE SILVA MAGNET							
Electricity	41,400	KWH	\$4,495.99	\$0.00	\$4,495.99	0.1086	64.71%
Natural Gas	3,325	CCF	\$1,826.90	\$0.00	\$1,826.90	0.5494	26.29%
Water	60	CCF	\$240.82	\$0.00	\$240.82	4.0137	3.47%
Sewer	185	CCF	\$384.09	\$0.00	\$384.09	2.0762	5.53%
Total Cost:			\$6,947.80	\$0.00	\$6,947.80		



Filters: Cost Center Name Not Equal To DoNotReport; Billing Period Equal To 201301All Meter CodesAll Group Names

elpaso

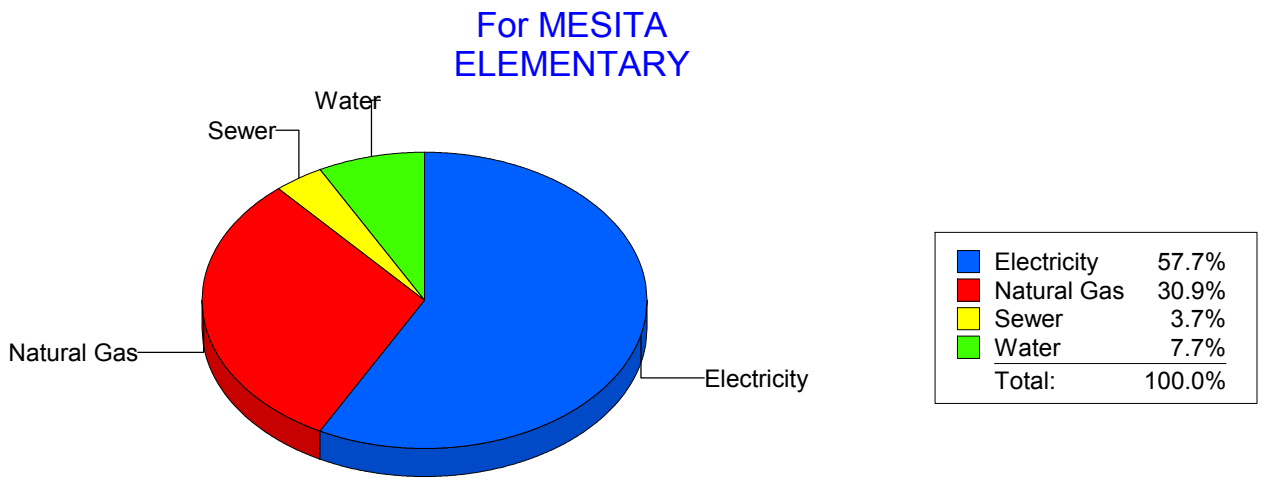
Energy CAP

Cost Avoidance Program

Cost Summary Graph

Grouped by Energy Type

Energy Type	Use	Units	Meter Cost	Special Charges	Total Cost	Avg Unit Cost	% of Total Cost
Site: MESITA ELEMENTARY - MESITA ELEMENTARY							
Electricity	51,840	KWH	\$5,785.44	\$0.00	\$5,785.44	0.1116	57.72%
Natural Gas	5,646	CCF	\$3,094.39	\$0.00	\$3,094.39	0.5481	30.87%
Water	215	CCF	\$772.46	\$0.00	\$772.46	3.5928	7.71%
Sewer	117	CCF	\$371.58	\$0.00	\$371.58	3.1759	3.71%
Total Cost:			\$10,023.87	\$0.00	\$10,023.87		



Filters: Cost Center Name Not Equal To DoNotReport; Billing Period Equal To 201301All Meter CodesAll Group Names

elpaso

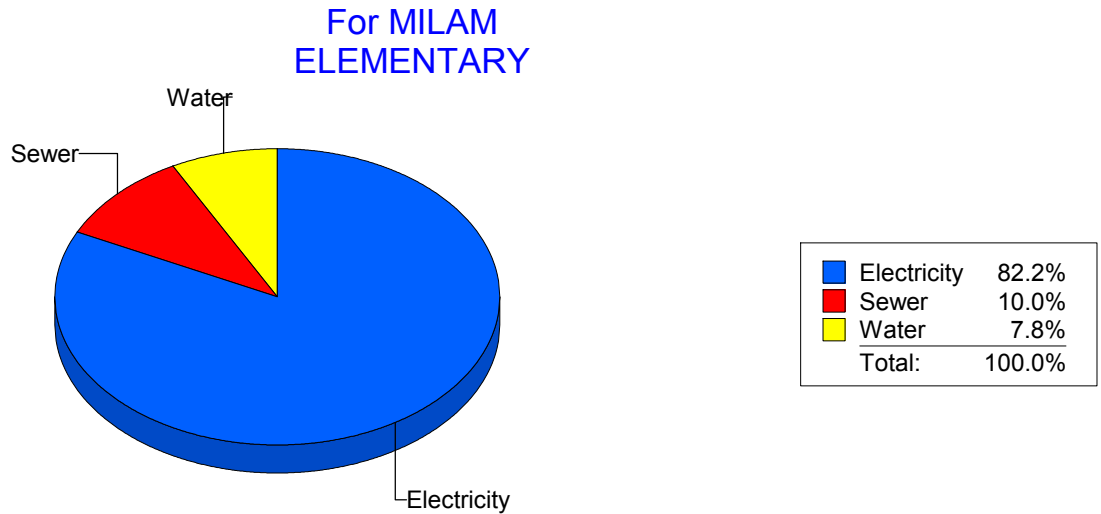
Energy CAP

Cost Avoidance Program

Cost Summary Graph

Grouped by Energy Type

Energy Type	Use	Units	Meter Cost	Special Charges	Total Cost	Avg Unit Cost	% of Total Cost
Site: MILAM ELEMENTARY - MILAM ELEMENTARY							
Electricity	21,600	KWH	\$2,162.95	\$0.00	\$2,162.95	0.1001	82.24%
Water	51	CCF	\$204.93	\$0.00	\$204.93	4.0182	7.79%
Sewer	92	CCF	\$262.26	\$0.00	\$262.26	2.8507	9.97%
Total Cost:			\$2,630.14	\$0.00	\$2,630.14		



Filters: Cost Center Name Not Equal To DoNotReport; Billing Period Equal To 201301All Meter CodesAll Group Names

elpaso

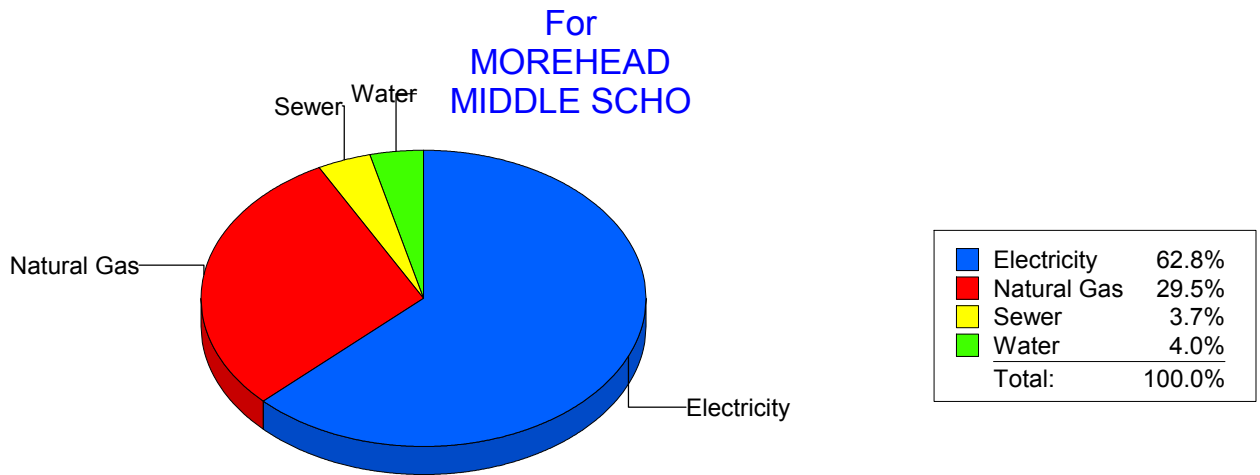
Energy CAP

Cost Avoidance Program

Cost Summary Graph

Grouped by Energy Type

Energy Type	Use	Units	Meter Cost	Special Charges	Total Cost	Avg Unit Cost	% of Total Cost
Site: MOREHEAD MIDDLE SCHO - MOREHEAD MIDDLE SCHO							
Electricity	79,682	KWH	\$7,633.98	\$0.00	\$7,633.98	0.0958	62.81%
Natural Gas	6,659	CCF	\$3,587.53	\$0.00	\$3,587.53	0.5387	29.52%
Water	189	CCF	\$480.59	\$0.00	\$480.59	2.5428	3.95%
Sewer	178	CCF	\$451.49	\$0.00	\$451.49	2.5365	3.71%
Total Cost:			\$12,153.59	\$0.00	\$12,153.59		



Filters: Cost Center Name Not Equal To DoNotReport; Billing Period Equal To 201301All Meter CodesAll Group Names

elpaso

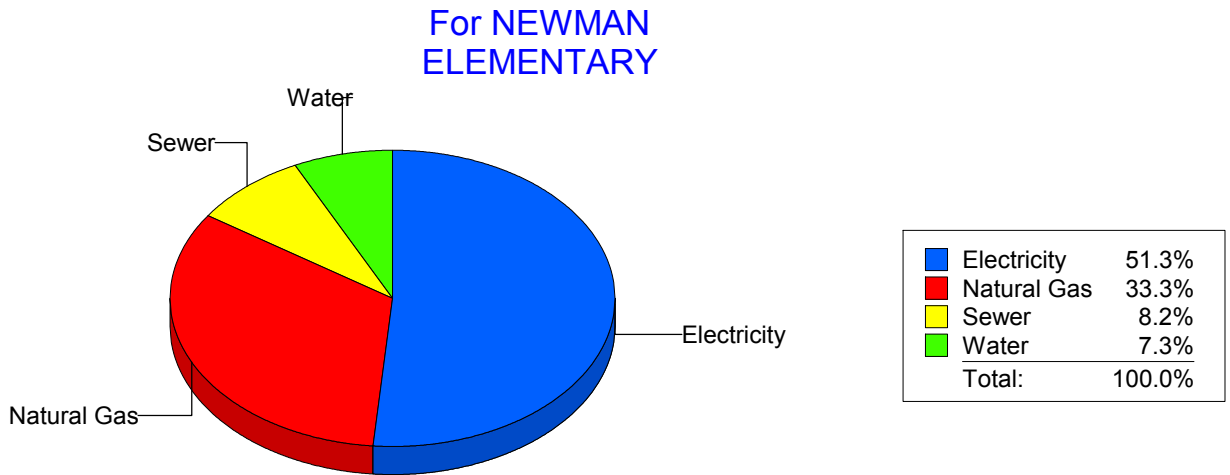
Energy CAP

Cost Avoidance Program

Cost Summary Graph

Grouped by Energy Type

Energy Type	Use	Units	Meter Cost	Special Charges	Total Cost	Avg Unit Cost	% of Total Cost
Site: NEWMAN ELEMENTARY - NEWMAN ELEMENTARY							
Electricity	27,224	KWH	\$3,086.43	\$0.00	\$3,086.43	0.1134	51.25%
Natural Gas	3,530	CCF	\$2,005.53	\$0.00	\$2,005.53	0.5681	33.30%
Water	191	CCF	\$437.64	\$0.00	\$437.64	2.2913	7.27%
Sewer	288	CCF	\$492.35	\$0.00	\$492.35	1.7095	8.18%
Total Cost:			\$6,021.95	\$0.00	\$6,021.95		



Filters: Cost Center Name Not Equal To DoNotReport; Billing Period Equal To 201301All Meter CodesAll Group Names

el paso

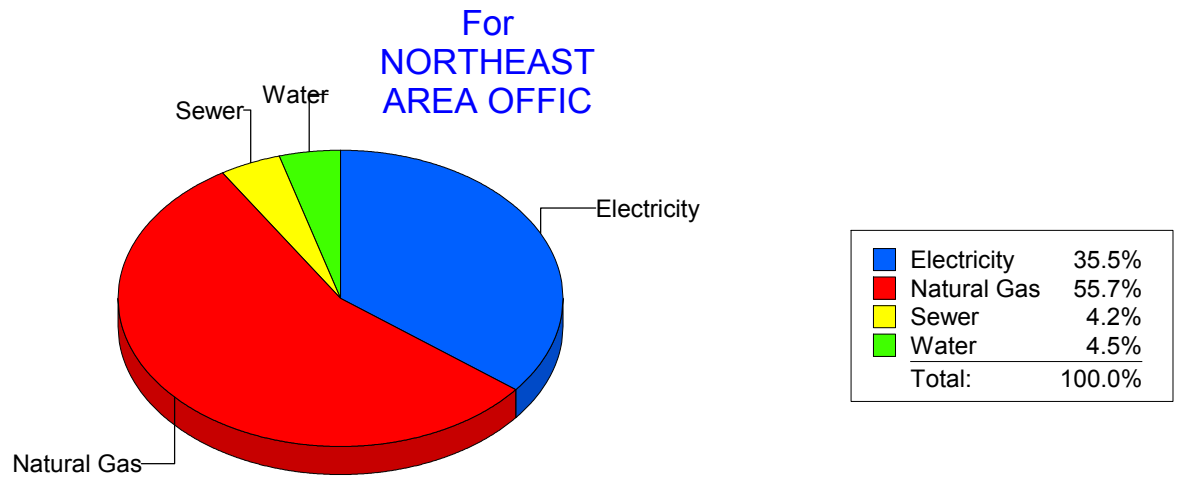
Energy CAP

Cost Avoidance Program

Cost Summary Graph

Grouped by Energy Type

Energy Type	Use	Units	Meter Cost	Special Charges	Total Cost	Avg Unit Cost	% of Total Cost
Site: NORTHEAST AREA OFFIC - NORTHEAST AREA OFFIC							
Electricity	4,640	KWH	\$405.03	\$0.00	\$405.03	0.0873	35.55%
Natural Gas	911	CCF	\$634.58	\$0.00	\$634.58	0.6966	55.70%
Water	5	CCF	\$51.53	\$0.00	\$51.53	10.3060	4.52%
Sewer	5	CCF	\$48.19	\$0.00	\$48.19	9.6380	4.23%
Total Cost:			\$1,139.33	\$0.00	\$1,139.33		



Filters: Cost Center Name Not Equal To DoNotReport; Billing Period Equal To 201301All Meter CodesAll Group Names

el paso


Energy CAP

Cost Avoidance Program

Cost Summary Graph

Grouped by Energy Type

Energy Type	Use	Units	Meter Cost	Special Charges	Total Cost	Avg Unit Cost	% of Total Cost
Site: NORTHEAST AREA TRANS - NORTHEAST AREA TRANS							
Electricity	6,572	KWH	\$572.48	\$0.00	\$572.48	0.0871	32.02%
Natural Gas	1,156	CCF	\$695.87	\$0.00	\$695.87	0.6020	38.92%
Water	29	CCF	\$242.50	\$0.00	\$242.50	8.3621	13.56%
Sewer	45	CCF	\$277.26	\$0.00	\$277.26	6.1613	15.51%
Total Cost:			\$1,788.11	\$0.00	\$1,788.11		



Filters: Cost Center Name Not Equal To DoNotReport; Billing Period Equal To 201301All Meter CodesAll Group Names

el paso

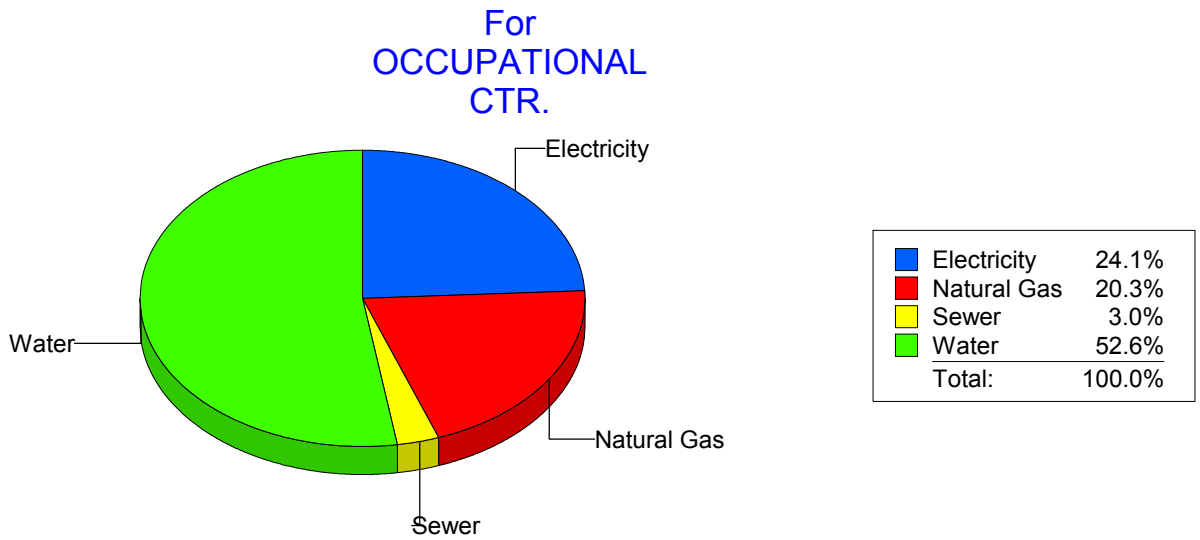
Energy CAP

Cost Avoidance Program

Cost Summary Graph

Grouped by Energy Type

Energy Type	Use	Units	Meter Cost	Special Charges	Total Cost	Avg Unit Cost	% of Total Cost
Site: OCCUPATIONAL CTR. - OCCUPATIONAL CTR.							
Electricity	4,000	KWH	\$456.45	\$0.00	\$456.45	0.1141	24.06%
Natural Gas	640	CCF	\$384.88	\$0.00	\$384.88	0.6014	20.29%
Water	187	CCF	\$998.15	\$0.00	\$998.15	5.3377	52.62%
Sewer	5	CCF	\$57.51	\$0.00	\$57.51	11.5020	3.03%
Total Cost:			\$1,896.99	\$0.00	\$1,896.99		



Filters: Cost Center Name Not Equal To DoNotReport; Billing Period Equal To 201301All Meter CodesAll Group Names

elpaso

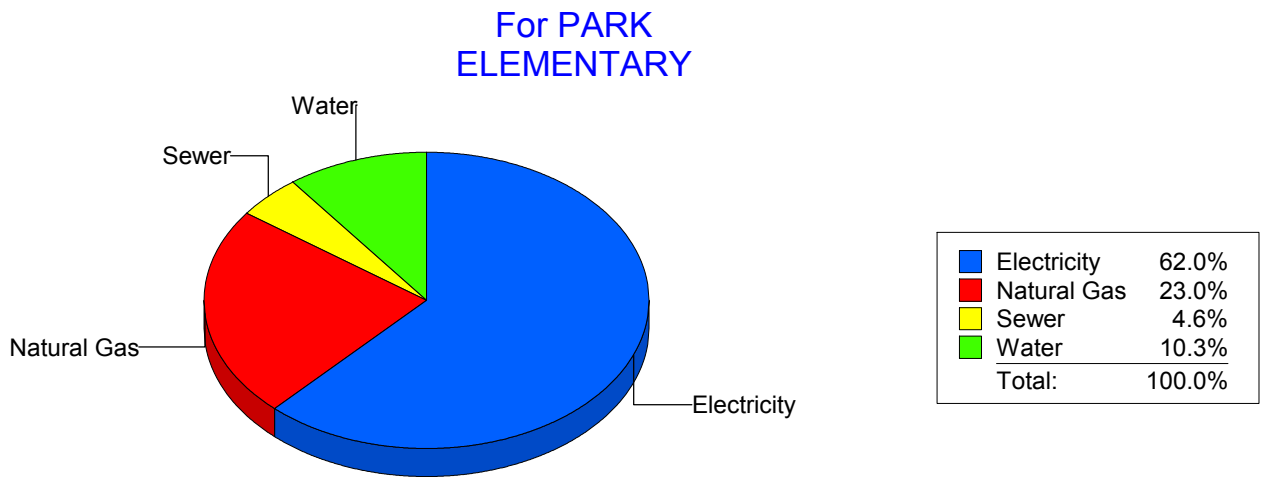
Energy CAP

Cost Avoidance Program

Cost Summary Graph

Grouped by Energy Type

Energy Type	Use	Units	Meter Cost	Special Charges	Total Cost	Avg Unit Cost	% of Total Cost
Site: PARK ELEMENTARY - PARK ELEMENTARY							
Electricity	39,886	KWH	\$4,142.37	\$0.00	\$4,142.37	0.1039	62.05%
Natural Gas	2,705	CCF	\$1,536.84	\$0.00	\$1,536.84	0.5681	23.02%
Water	190	CCF	\$687.93	\$0.00	\$687.93	3.6207	10.30%
Sewer	99	CCF	\$308.87	\$0.00	\$308.87	3.1199	4.63%
Total Cost:			\$6,676.01	\$0.00	\$6,676.01		



Filters: Cost Center Name Not Equal To DoNotReport; Billing Period Equal To 201301All Meter CodesAll Group Names

elpaso

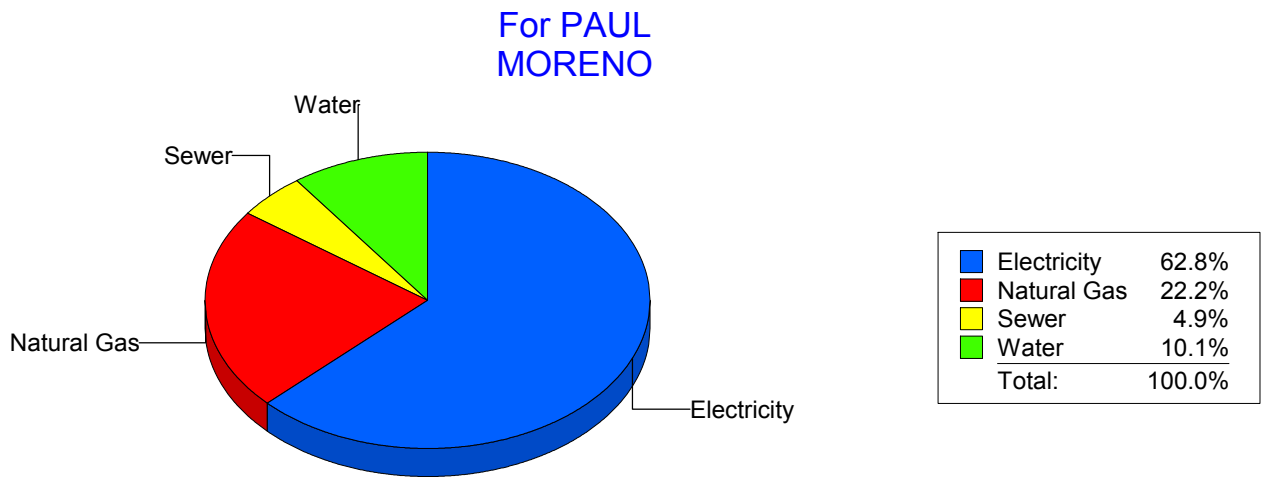
Energy CAP

Cost Avoidance Program

Cost Summary Graph

Grouped by Energy Type

Energy Type	Use	Units	Meter Cost	Special Charges	Total Cost	Avg Unit Cost	% of Total Cost
Site: PAUL MORENO - PAUL MORENO							
Electricity	38,100	KWH	\$4,334.46	\$0.00	\$4,334.46	0.1138	62.80%
Natural Gas	2,701	CCF	\$1,531.28	\$0.00	\$1,531.28	0.5669	22.18%
Water	163	CCF	\$698.61	\$0.00	\$698.61	4.2860	10.12%
Sewer	111	CCF	\$338.11	\$0.00	\$338.11	3.0460	4.90%
Total Cost:			\$6,902.46	\$0.00	\$6,902.46		



Filters: Cost Center Name Not Equal To DoNotReport; Billing Period Equal To 201301All Meter CodesAll Group Names

elpaso

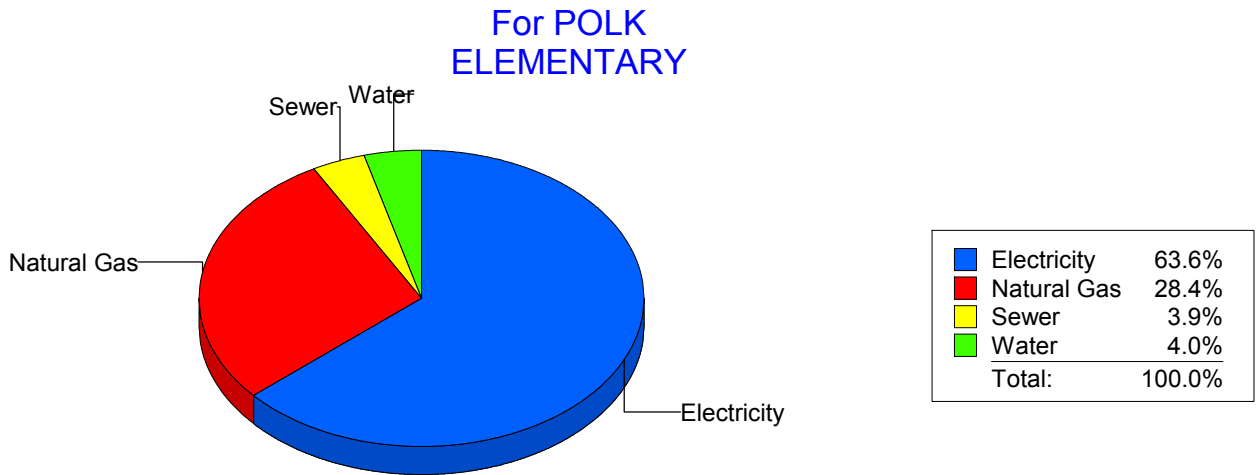
Energy CAP

Cost Avoidance Program

Cost Summary Graph

Grouped by Energy Type

Energy Type	Use	Units	Meter Cost	Special Charges	Total Cost	Avg Unit Cost	% of Total Cost
Site: POLK ELEMENTARY - POLK ELEMENTARY							
Electricity	37,600	KWH	\$4,010.50	\$0.00	\$4,010.50	0.1067	63.61%
Natural Gas	3,182	CCF	\$1,793.63	\$0.00	\$1,793.63	0.5637	28.45%
Water	84	CCF	\$254.10	\$0.00	\$254.10	3.0250	4.03%
Sewer	80	CCF	\$246.54	\$0.00	\$246.54	3.0818	3.91%
Total Cost:			\$6,304.77	\$0.00	\$6,304.77		



Filters: Cost Center Name Not Equal To DoNotReport; Billing Period Equal To 201301All Meter CodesAll Group Names

elpaso

Energy CAP

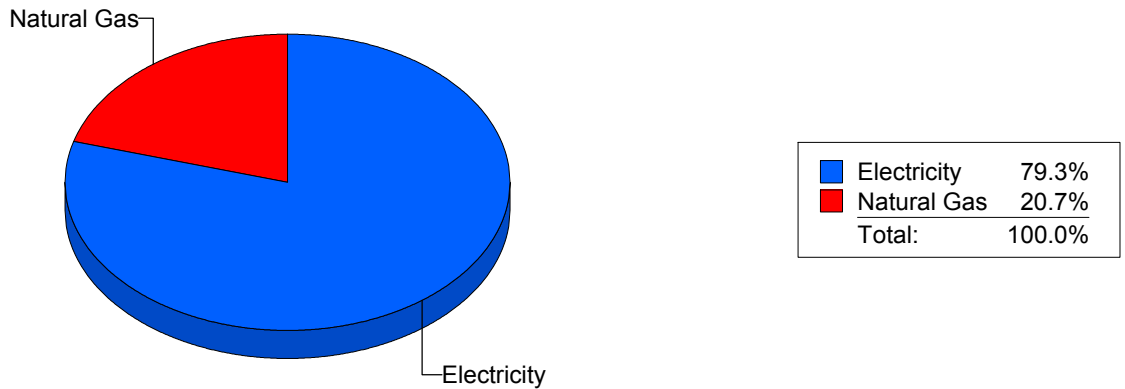
Cost Avoidance Program

Cost Summary Graph

Grouped by Energy Type

Energy Type	Use	Units	Meter Cost	Special Charges	Total Cost	Avg Unit Cost	% of Total Cost
Site: POWELL - POWELL							
Electricity	41,640	KWH	\$4,254.62	\$0.00	\$4,254.62	0.1022	79.35%
Natural Gas	1,982	CCF	\$1,107.26	\$0.00	\$1,107.26	0.5587	20.65%
Total Cost:			\$5,361.88	\$0.00	\$5,361.88		

For POWELL



Filters: Cost Center Name Not Equal To DoNotReport; Billing Period Equal To 201301All Meter CodesAll Group Names

elpaso

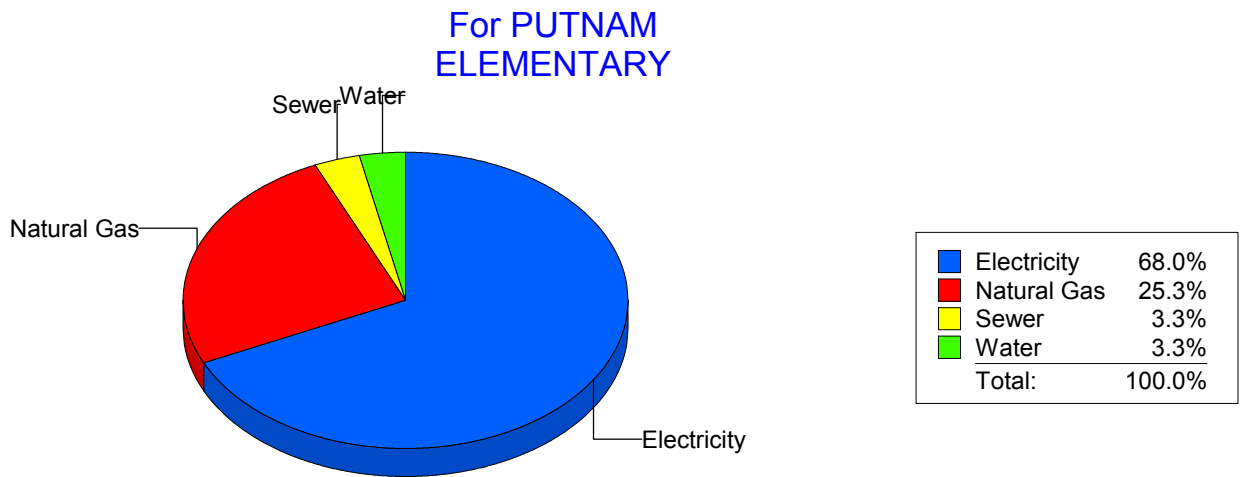
Energy CAP

Cost Avoidance Program

Cost Summary Graph

Grouped by Energy Type

Energy Type	Use	Units	Meter Cost	Special Charges	Total Cost	Avg Unit Cost	% of Total Cost
Site: PUTNAM ELEMENTARY - PUTNAM ELEMENTARY							
Electricity	33,683	KWH	\$3,895.34	\$0.00	\$3,895.34	0.1156	68.04%
Natural Gas	2,551	CCF	\$1,449.23	\$0.00	\$1,449.23	0.5681	25.31%
Water	79	CCF	\$190.21	\$0.00	\$190.21	2.4077	3.32%
Sewer	88	CCF	\$190.18	\$0.00	\$190.18	2.1611	3.32%
Total Cost:			\$5,724.96	\$0.00	\$5,724.96		



Filters: Cost Center Name Not Equal To DoNotReport; Billing Period Equal To 201301All Meter CodesAll Group Names

el paso

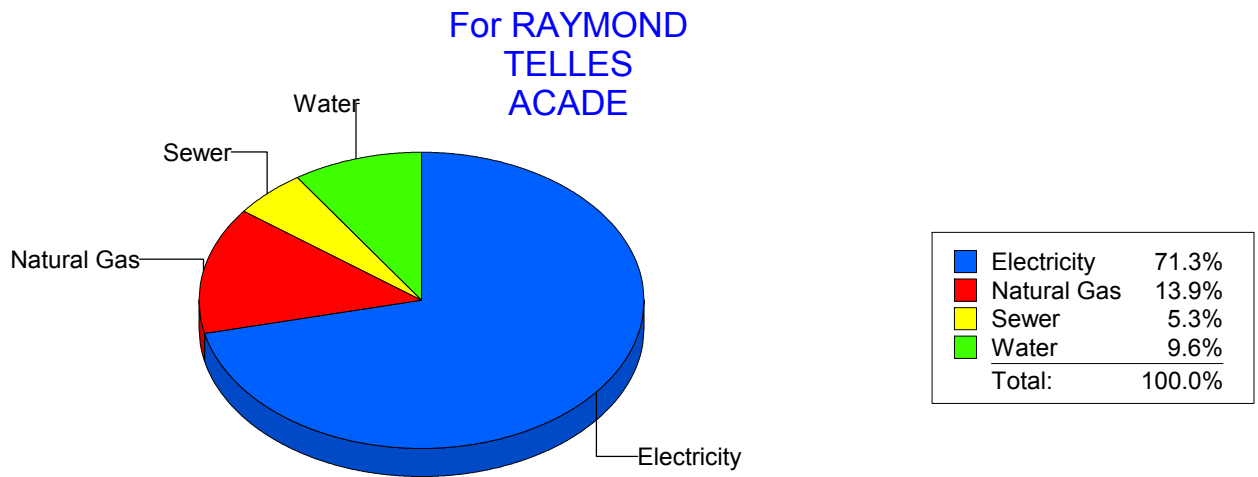
Energy CAP

Cost Avoidance Program

Cost Summary Graph

Grouped by Energy Type

Energy Type	Use	Units	Meter Cost	Special Charges	Total Cost	Avg Unit Cost	% of Total Cost
Site: RAYMOND TELLES ACADE - RAYMOND TELLES ACADE							
Electricity	37,200	KWH	\$3,842.98	\$0.00	\$3,842.98	0.1033	71.29%
Natural Gas	1,312	CCF	\$746.63	\$0.00	\$746.63	0.5691	13.85%
Water	209	CCF	\$515.09	\$0.00	\$515.09	2.4645	9.56%
Sewer	110	CCF	\$285.84	\$0.00	\$285.84	2.5985	5.30%
Total Cost:			\$5,390.54	\$0.00	\$5,390.54		



Filters: Cost Center Name Not Equal To DoNotReport; Billing Period Equal To 201301All Meter CodesAll Group Names

elpaso

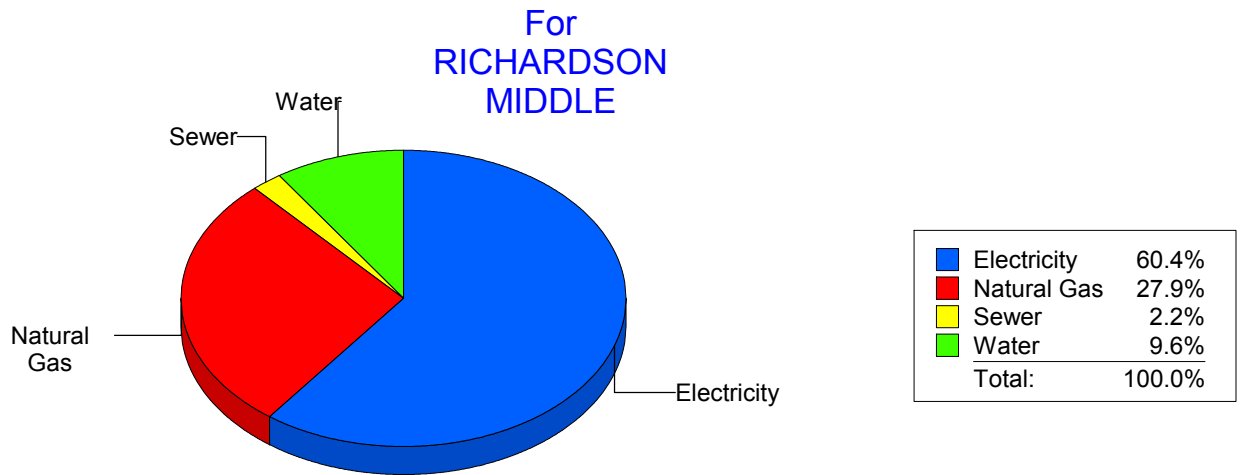
Energy CAP

Cost Avoidance Program

Cost Summary Graph

Grouped by Energy Type

Energy Type	Use	Units	Meter Cost	Special Charges	Total Cost	Avg Unit Cost	% of Total Cost
Site: RICHARDSON MIDDLE - RICHARDSON MIDDLE							
Electricity	90,900	KWH	\$8,342.10	\$0.00	\$8,342.10	0.0918	60.36%
Natural Gas	7,173	CCF	\$3,858.98	\$0.00	\$3,858.98	0.5380	27.92%
Water	286	CCF	\$1,322.02	\$0.00	\$1,322.02	4.6224	9.57%
Sewer	119	CCF	\$297.63	\$0.00	\$297.63	2.5011	2.15%
Total Cost:			\$13,820.73	\$0.00	\$13,820.73		



Filters: Cost Center Name Not Equal To DoNotReport; Billing Period Equal To 201301All Meter CodesAll Group Names

elpaso

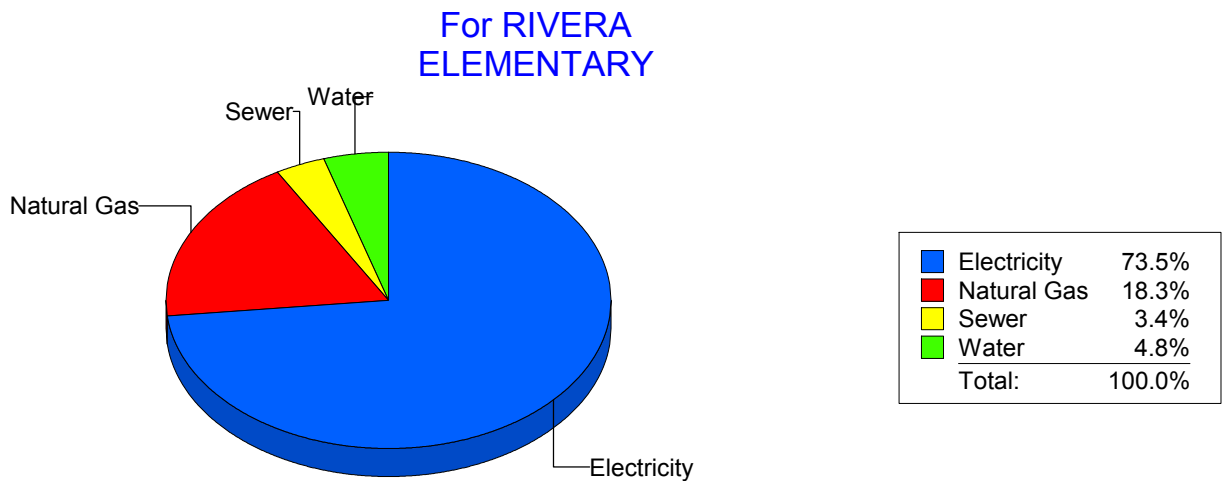
Energy CAP

Cost Avoidance Program

Cost Summary Graph

Grouped by Energy Type

Energy Type	Use	Units	Meter Cost	Special Charges	Total Cost	Avg Unit Cost	% of Total Cost
Site: RIVERA ELEMENTARY - RIVERA ELEMENTARY							
Electricity	63,000	KWH	\$5,944.11	\$0.00	\$5,944.11	0.0944	73.46%
Natural Gas	2,671	CCF	\$1,478.17	\$0.00	\$1,478.17	0.5534	18.27%
Water	133	CCF	\$391.62	\$0.00	\$391.62	2.9445	4.84%
Sewer	104	CCF	\$277.98	\$0.00	\$277.98	2.6729	3.44%
Total Cost:			\$8,091.88	\$0.00	\$8,091.88		



Filters: Cost Center Name Not Equal To DoNotReport; Billing Period Equal To 201301All Meter CodesAll Group Names

elpaso

Energy CAP

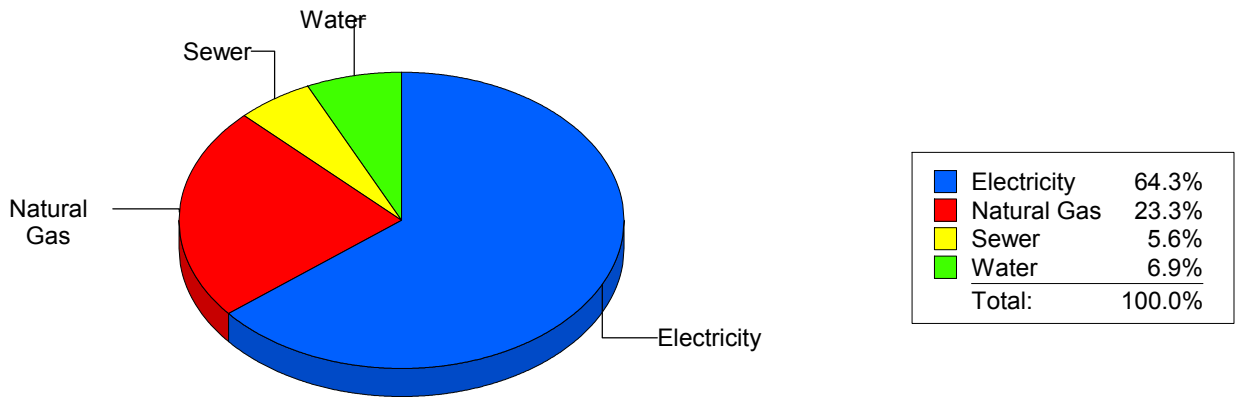
Cost Avoidance Program

Cost Summary Graph

Grouped by Energy Type

Energy Type	Use	Units	Meter Cost	Special Charges	Total Cost	Avg Unit Cost	% of Total Cost
Site: ROBERTS ELEMENTARY - ROBERTS ELEMENTARY							
Electricity	41,642	KWH	\$3,812.65	\$0.00	\$3,812.65	0.0916	64.27%
Natural Gas	2,415	CCF	\$1,380.73	\$0.00	\$1,380.73	0.5717	23.27%
Water	164	CCF	\$407.40	\$0.00	\$407.40	2.4841	6.87%
Sewer	137	CCF	\$331.62	\$0.00	\$331.62	2.4206	5.59%
Total Cost:			\$5,932.40	\$0.00	\$5,932.40		

For ROBERTS ELEMENTARY



Filters: Cost Center Name Not Equal To DoNotReport; Billing Period Equal To 201301All Meter CodesAll Group Names

elpaso

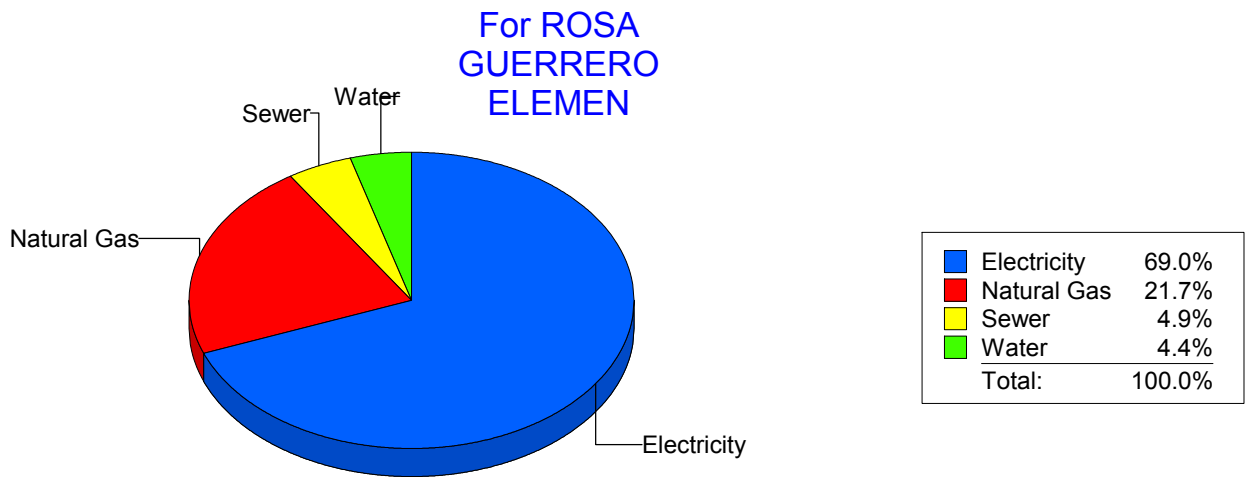
Energy CAP

Cost Avoidance Program

Cost Summary Graph

Grouped by Energy Type

Energy Type	Use	Units	Meter Cost	Special Charges	Total Cost	Avg Unit Cost	% of Total Cost
Site: ROSA GUERRERO ELEMEN - ROSA GUERRERO ELEMEN							
Electricity	54,720	KWH	\$6,309.19	\$0.00	\$6,309.19	0.1153	69.03%
Natural Gas	3,533	CCF	\$1,980.98	\$0.00	\$1,980.98	0.5607	21.67%
Water	166	CCF	\$405.28	\$0.00	\$405.28	2.4414	4.43%
Sewer	182	CCF	\$444.27	\$0.00	\$444.27	2.4410	4.86%
Total Cost:			\$9,139.72	\$0.00	\$9,139.72		



Filters: Cost Center Name Not Equal To DoNotReport; Billing Period Equal To 201301All Meter CodesAll Group Names

el Paso

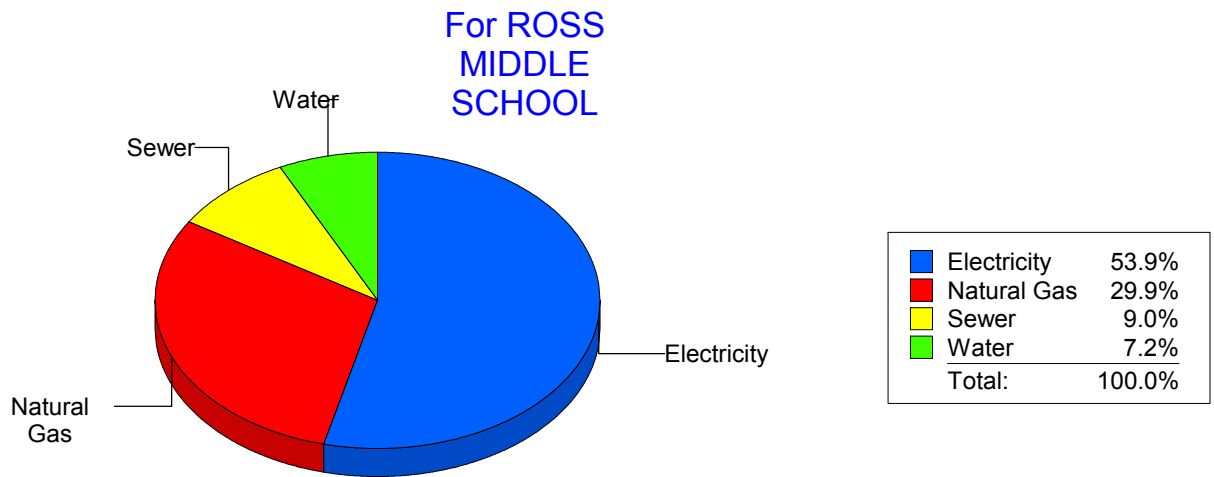
Energy CAP

Cost Avoidance Program

Cost Summary Graph

Grouped by Energy Type

Energy Type	Use	Units	Meter Cost	Special Charges	Total Cost	Avg Unit Cost	% of Total Cost
Site: ROSS MIDDLE SCHOOL - ROSS MIDDLE SCHOOL							
Electricity	68,257	KWH	\$6,576.29	\$0.00	\$6,576.29	0.0963	53.89%
Natural Gas	6,778	CCF	\$3,650.37	\$0.00	\$3,650.37	0.5386	29.91%
Water	502	CCF	\$876.92	\$0.00	\$876.92	1.7469	7.19%
Sewer	732	CCF	\$1,100.66	\$0.00	\$1,100.66	1.5036	9.02%
Total Cost:			\$12,204.24	\$0.00	\$12,204.24		



Filters: Cost Center Name Not Equal To DoNotReport; Billing Period Equal To 201301All Meter CodesAll Group Names

elpaso

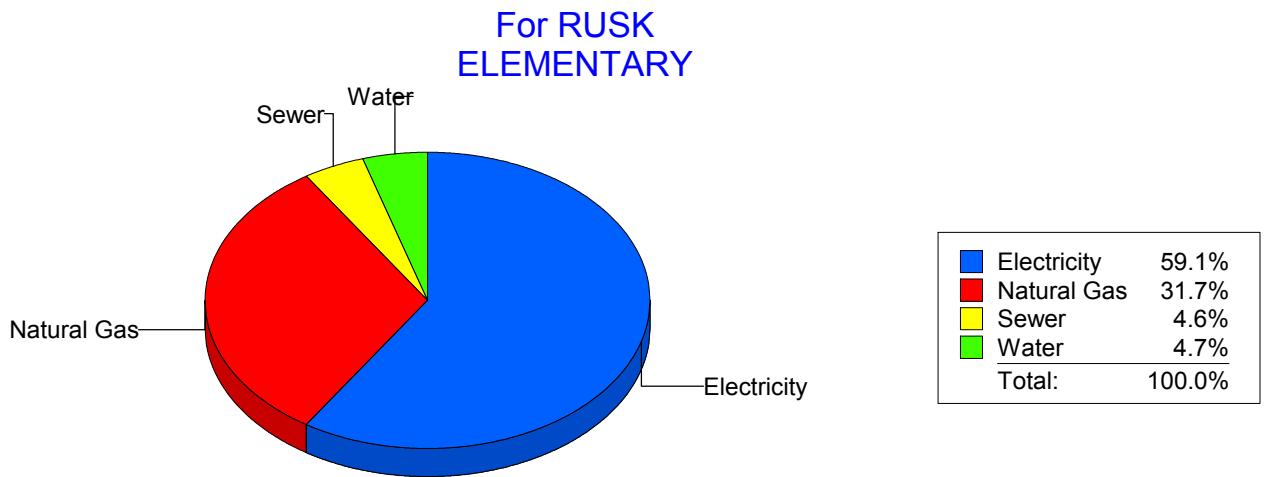
Energy CAP

Cost Avoidance Program

Cost Summary Graph

Grouped by Energy Type

Energy Type	Use	Units	Meter Cost	Special Charges	Total Cost	Avg Unit Cost	% of Total Cost
Site: RUSK ELEMENTARY - RUSK ELEMENTARY							
Electricity	29,075	KWH	\$3,206.82	\$0.00	\$3,206.82	0.1103	59.06%
Natural Gas	2,982	CCF	\$1,719.81	\$0.00	\$1,719.81	0.5767	31.67%
Water	77	CCF	\$254.77	\$0.00	\$254.77	3.3087	4.69%
Sewer	84	CCF	\$248.66	\$0.00	\$248.66	2.9602	4.58%
Total Cost:			\$5,430.06	\$0.00	\$5,430.06		



Filters: Cost Center Name Not Equal To DoNotReport; Billing Period Equal To 201301All Meter CodesAll Group Names

elpaso

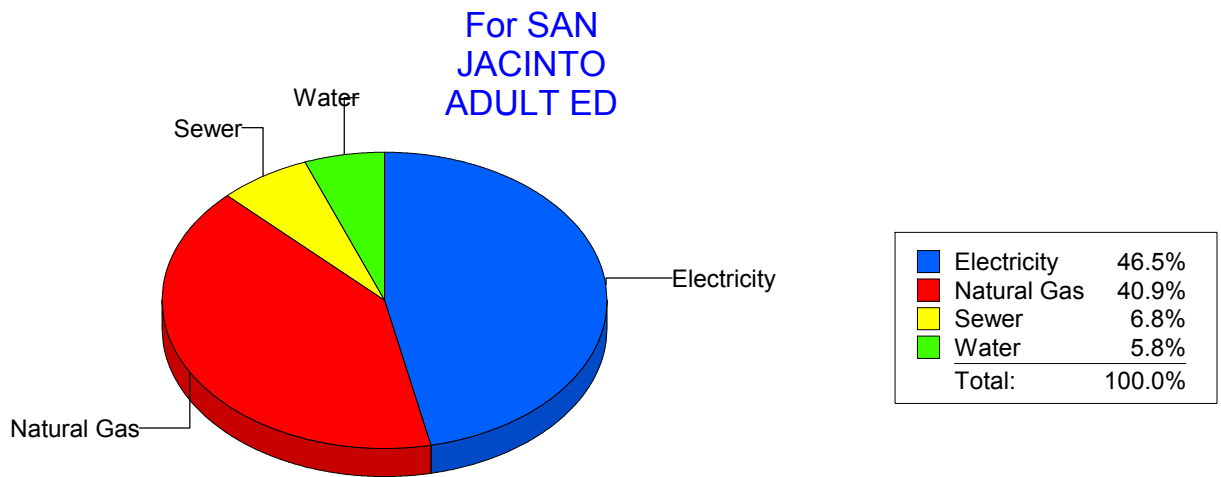
Energy CAP

Cost Avoidance Program

Cost Summary Graph

Grouped by Energy Type

Energy Type	Use	Units	Meter Cost	Special Charges	Total Cost	Avg Unit Cost	% of Total Cost
Site: SAN JACINTO ADULT ED - SAN JACINTO ADULT ED							
Electricity	5,600	KWH	\$765.23	\$0.00	\$765.23	0.1366	46.54%
Natural Gas	1,173	CCF	\$671.83	\$0.00	\$671.83	0.5727	40.86%
Water	21	CCF	\$95.80	\$0.00	\$95.80	4.5619	5.83%
Sewer	36	CCF	\$111.27	\$0.00	\$111.27	3.0908	6.77%
Total Cost:			\$1,644.13	\$0.00	\$1,644.13		



Filters: Cost Center Name Not Equal To DoNotReport; Billing Period Equal To 201301All Meter CodesAll Group Names

elpaso

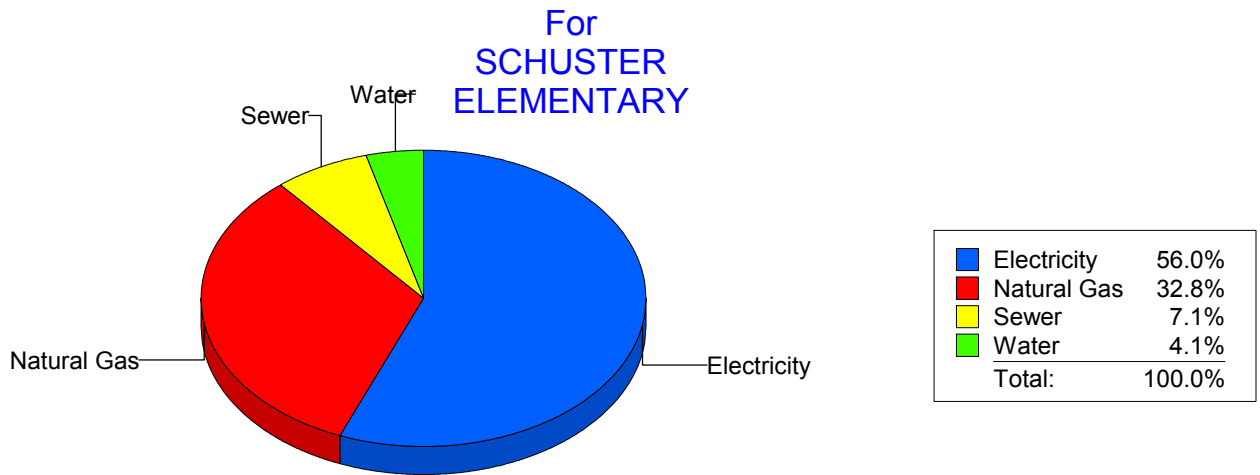
Energy CAP

Cost Avoidance Program

Cost Summary Graph

Grouped by Energy Type

Energy Type	Use	Units	Meter Cost	Special Charges	Total Cost	Avg Unit Cost	% of Total Cost
Site: SCHUSTER ELEMENTARY - SCHUSTER ELEMENTARY							
Electricity	18,880	KWH	\$1,755.15	\$0.00	\$1,755.15	0.0930	56.03%
Natural Gas	1,832	CCF	\$1,026.54	\$0.00	\$1,026.54	0.5603	32.77%
Water	42	CCF	\$127.09	\$0.00	\$127.09	3.0260	4.06%
Sewer	122	CCF	\$223.93	\$0.00	\$223.93	1.8355	7.15%
Total Cost:			\$3,132.71	\$0.00	\$3,132.71		



Filters: Cost Center Name Not Equal To DoNotReport; Billing Period Equal To 201301All Meter CodesAll Group Names

elpaso

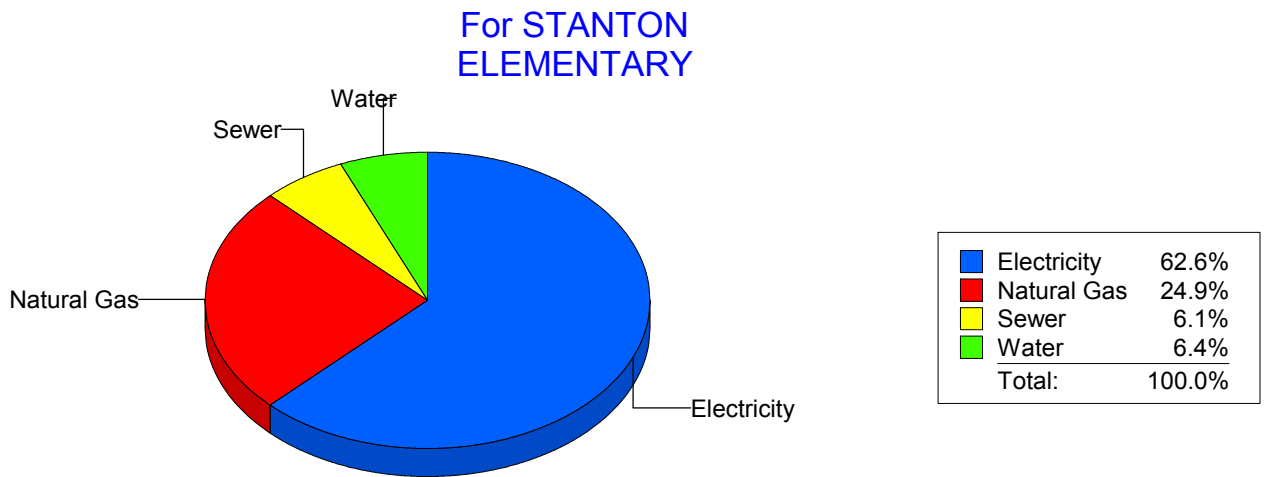
Energy CAP

Cost Avoidance Program

Cost Summary Graph

Grouped by Energy Type

Energy Type	Use	Units	Meter Cost	Special Charges	Total Cost	Avg Unit Cost	% of Total Cost
Site: STANTON ELEMENTARY - STANTON ELEMENTARY							
Electricity	27,835	KWH	\$3,562.82	\$0.00	\$3,562.82	0.1280	62.61%
Natural Gas	2,489	CCF	\$1,419.15	\$0.00	\$1,419.15	0.5702	24.94%
Water	172	CCF	\$364.37	\$0.00	\$364.37	2.1184	6.40%
Sewer	175	CCF	\$344.32	\$0.00	\$344.32	1.9675	6.05%
Total Cost:			\$5,690.66	\$0.00	\$5,690.66		



Filters: Cost Center Name Not Equal To DoNotReport; Billing Period Equal To 201301All Meter CodesAll Group Names

elpaso

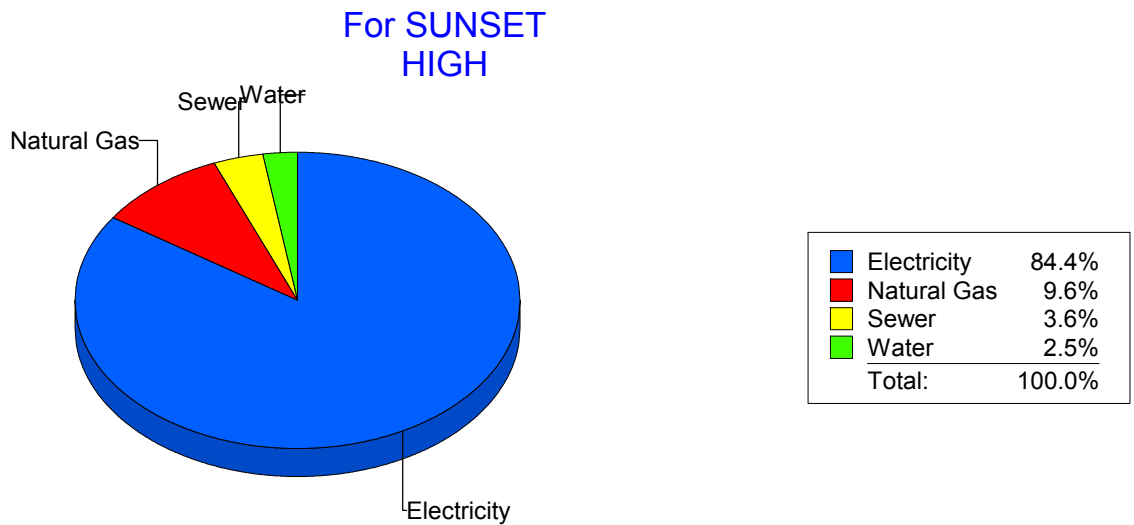
Energy CAP

Cost Avoidance Program

Cost Summary Graph

Grouped by Energy Type

Energy Type	Use	Units	Meter Cost	Special Charges	Total Cost	Avg Unit Cost	% of Total Cost
Site: SUNSET HIGH - SUNSET HIGH							
Electricity	26,200	KWH	\$2,879.68	\$0.00	\$2,879.68	0.1099	84.38%
Natural Gas	531	CCF	\$326.01	\$0.00	\$326.01	0.6140	9.55%
Water	14	CCF	\$85.37	\$0.00	\$85.37	6.0979	2.50%
Sewer	44	CCF	\$121.75	\$0.00	\$121.75	2.7670	3.57%
Total Cost:			\$3,412.81	\$0.00	\$3,412.81		



Filters: Cost Center Name Not Equal To DoNotReport; Billing Period Equal To 201301All Meter CodesAll Group Names

el Paso

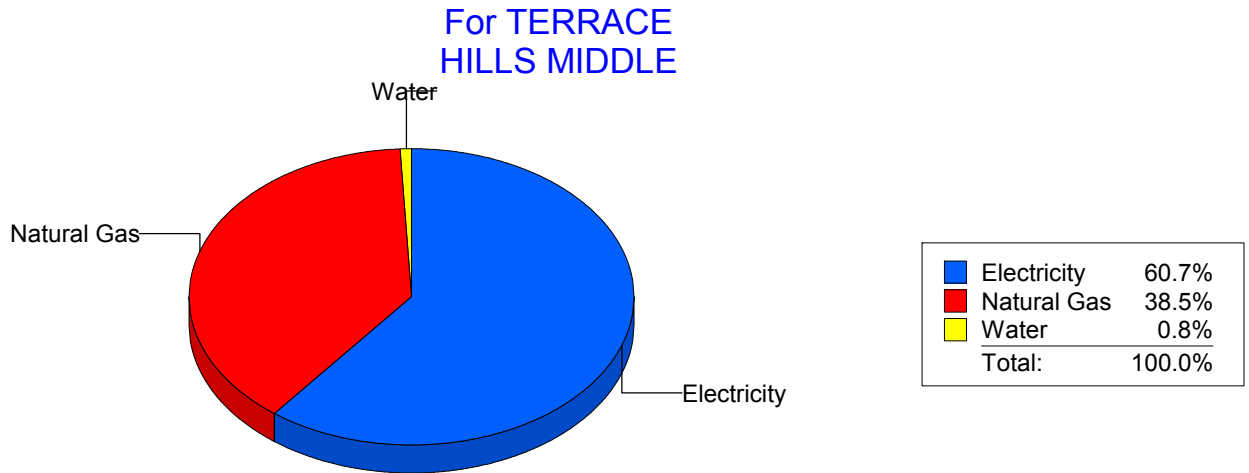
Energy CAP

Cost Avoidance Program

Cost Summary Graph

Grouped by Energy Type

Energy Type	Use	Units	Meter Cost	Special Charges	Total Cost	Avg Unit Cost	% of Total Cost
Site: TERRACE HILLS MIDDLE - TERRACE HILLS MIDDLE							
Electricity	28,350	KWH	\$2,906.42	\$0.00	\$2,906.42	0.1025	60.69%
Natural Gas	3,277	CCF	\$1,845.02	\$0.00	\$1,845.02	0.5630	38.53%
Water	0	CCF	\$37.45	\$0.00	\$37.45	0.0000	0.78%
Total Cost:			\$4,788.89	\$0.00	\$4,788.89		



Filters: Cost Center Name Not Equal To DoNotReport; Billing Period Equal To 201301All Meter CodesAll Group Names

elpaso

Energy CAP

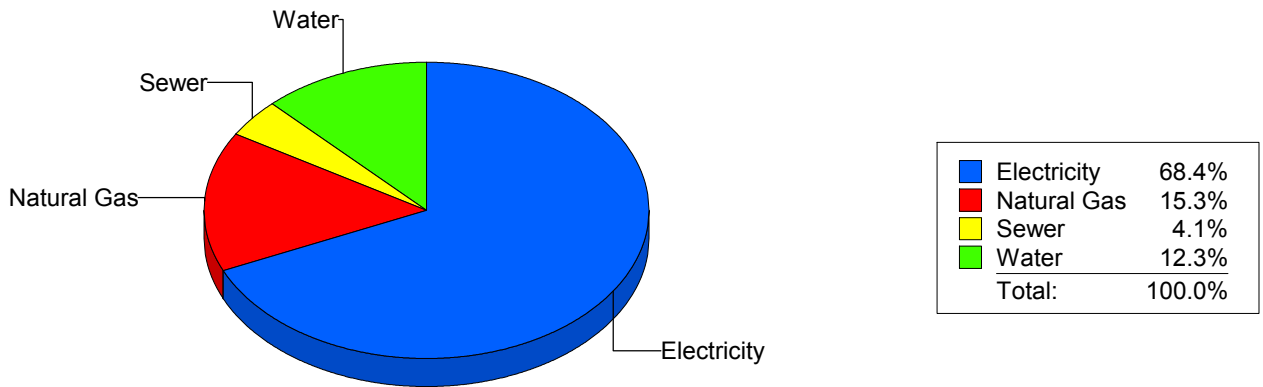
Cost Avoidance Program

Cost Summary Graph

Grouped by Energy Type

Energy Type	Use	Units	Meter Cost	Special Charges	Total Cost	Avg Unit Cost	% of Total Cost
Site: TIPPIN - TIPPIN ELEMENTARY							
Electricity	56,280	KWH	\$5,750.22	\$0.00	\$5,750.22	0.1022	68.37%
Natural Gas	2,308	CCF	\$1,282.76	\$0.00	\$1,282.76	0.5558	15.25%
Water	245	CCF	\$1,031.03	\$0.00	\$1,031.03	4.2083	12.26%
Sewer	156	CCF	\$346.10	\$0.00	\$346.10	2.2186	4.12%
Total Cost:			\$8,410.11	\$0.00	\$8,410.11		

For TIPPIN ELEMENTARY



Filters: Cost Center Name Not Equal To DoNotReport; Billing Period Equal To 201301All Meter CodesAll Group Names

elpaso

Energy CAP

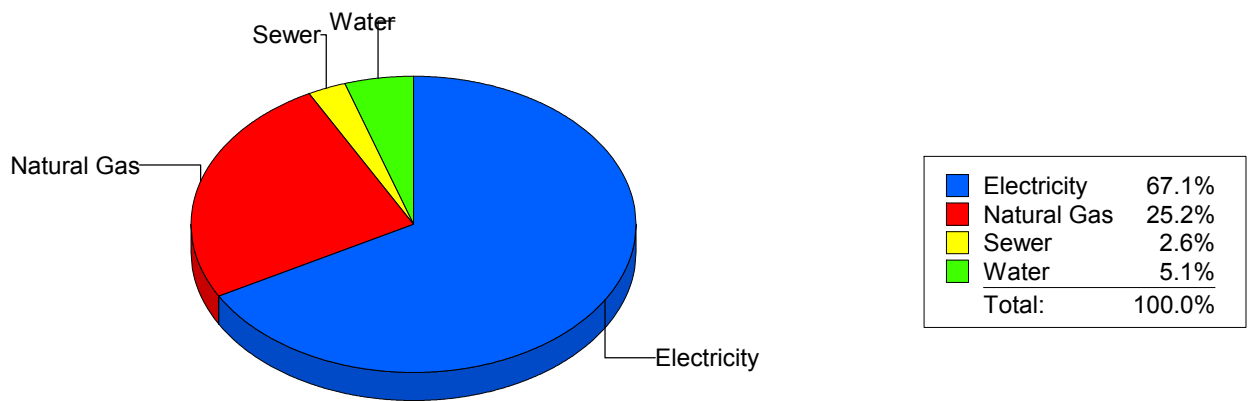
Cost Avoidance Program

Cost Summary Graph

Grouped by Energy Type

Energy Type	Use	Units	Meter Cost	Special Charges	Total Cost	Avg Unit Cost	% of Total Cost
Site: TOMLEA - TOM LEA							
Electricity	54,120	KWH	\$5,910.78	\$0.00	\$5,910.78	0.1092	67.05%
Natural Gas	4,075	CCF	\$2,222.97	\$0.00	\$2,222.97	0.5455	25.22%
Water	105	CCF	\$450.77	\$0.00	\$450.77	4.2930	5.11%
Sewer	68	CCF	\$230.82	\$0.00	\$230.82	3.3944	2.62%
Total Cost:			\$8,815.34	\$0.00	\$8,815.34		

For TOM LEA



Filters: Cost Center Name Not Equal To DoNotReport; Billing Period Equal To 201301All Meter CodesAll Group Names

elpaso

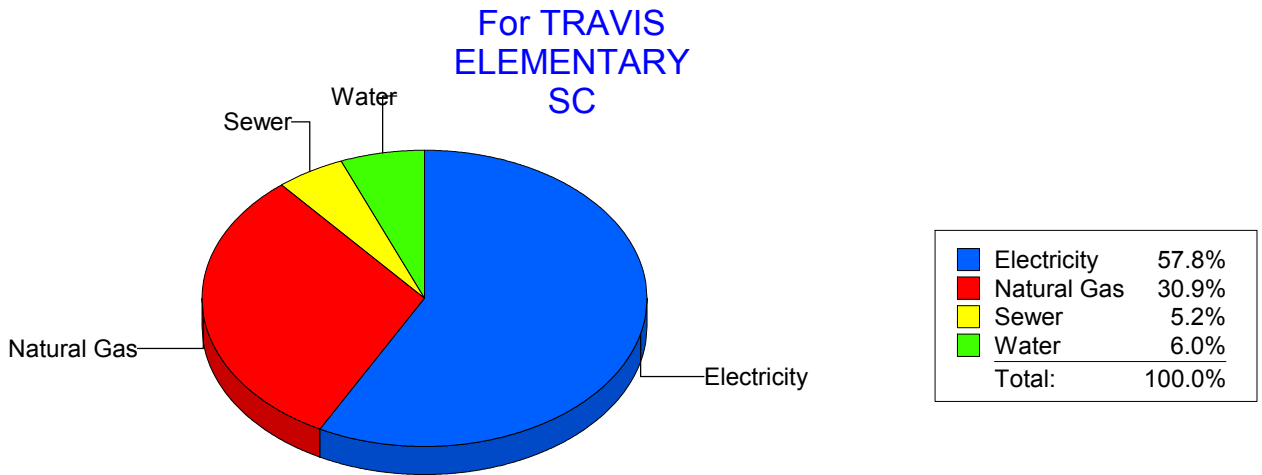
Energy CAP

Cost Avoidance Program

Cost Summary Graph

Grouped by Energy Type

Energy Type	Use	Units	Meter Cost	Special Charges	Total Cost	Avg Unit Cost	% of Total Cost
Site: TRAVIS ELEMENTARY SC - TRAVIS ELEMENTARY SC							
Electricity	23,042	KWH	\$2,589.89	\$0.00	\$2,589.89	0.1124	57.81%
Natural Gas	2,422	CCF	\$1,385.96	\$0.00	\$1,385.96	0.5722	30.94%
Water	80	CCF	\$270.87	\$0.00	\$270.87	3.3859	6.05%
Sewer	90	CCF	\$232.97	\$0.00	\$232.97	2.5886	5.20%
Total Cost:			\$4,479.69	\$0.00	\$4,479.69		



Filters: Cost Center Name Not Equal To DoNotReport; Billing Period Equal To 201301All Meter CodesAll Group Names

elpaso

Energy CAP

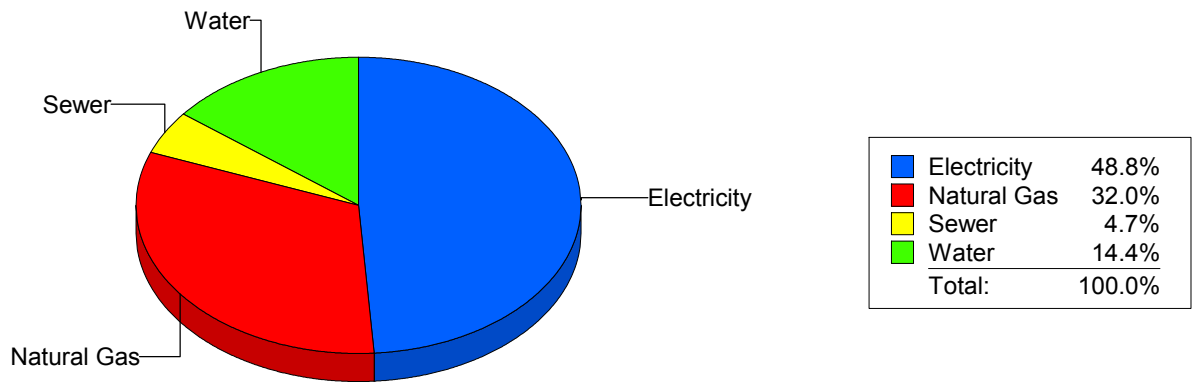
Cost Avoidance Program

Cost Summary Graph

Grouped by Energy Type

Energy Type	Use	Units	Meter Cost	Special Charges	Total Cost	Avg Unit Cost	% of Total Cost
Site: VILAS ELEMENTARY - VILAS ELEMENTARY							
Electricity	29,624	KWH	\$3,473.63	\$0.00	\$3,473.63	0.1173	48.81%
Natural Gas	4,006	CCF	\$2,277.48	\$0.00	\$2,277.48	0.5685	32.00%
Water	212	CCF	\$1,028.06	\$0.00	\$1,028.06	4.8493	14.45%
Sewer	62	CCF	\$337.66	\$0.00	\$337.66	5.4461	4.74%
Total Cost:			\$7,116.83	\$0.00	\$7,116.83		

For VILAS ELEMENTARY



Filters: Cost Center Name Not Equal To DoNotReport; Billing Period Equal To 201301All Meter CodesAll Group Names

elpaso

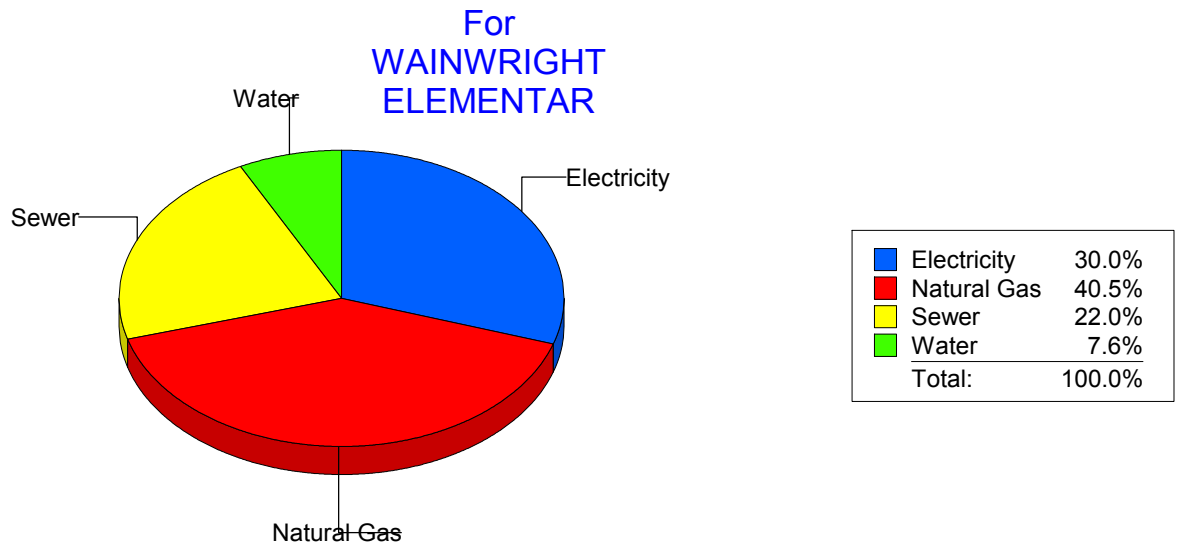
Energy CAP

Cost Avoidance Program

Cost Summary Graph

Grouped by Energy Type

Energy Type	Use	Units	Meter Cost	Special Charges	Total Cost	Avg Unit Cost	% of Total Cost
Site: WAINWRIGHT ELEMENTAR - WAINWRIGHT ELEMENTAR							
Electricity	9,658	KWH	\$940.09	\$0.00	\$940.09	0.0973	29.98%
Natural Gas	2,209	CCF	\$1,269.84	\$0.00	\$1,269.84	0.5748	40.50%
Water	48	CCF	\$236.77	\$0.00	\$236.77	4.9327	7.55%
Sewer	428	CCF	\$688.90	\$0.00	\$688.90	1.6096	21.97%
Total Cost:			\$3,135.60	\$0.00	\$3,135.60		



Filters: Cost Center Name Not Equal To DoNotReport; Billing Period Equal To 201301All Meter CodesAll Group Names

elpaso

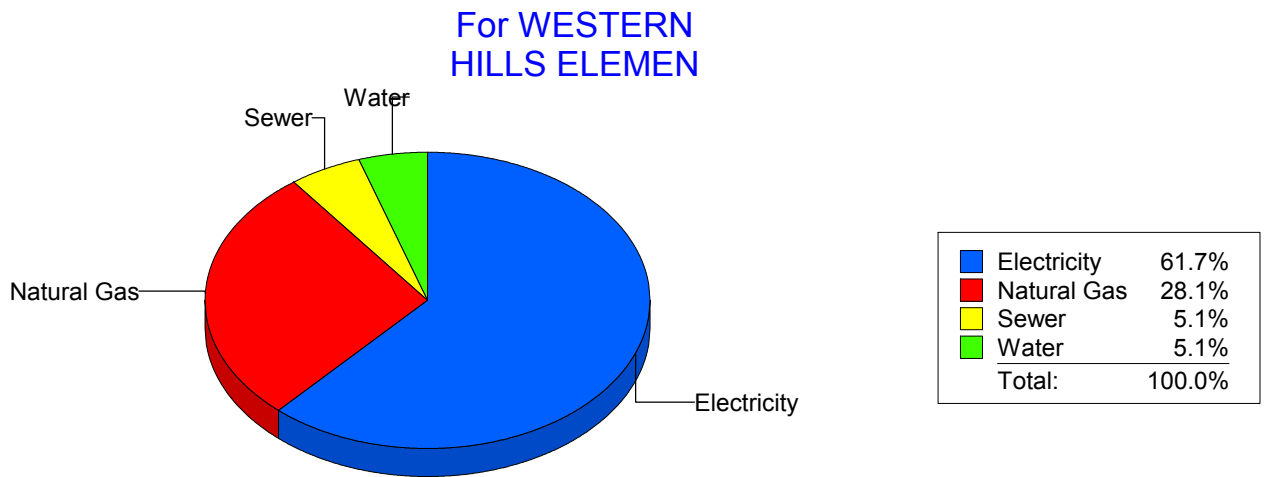
Energy CAP

Cost Avoidance Program

Cost Summary Graph

Grouped by Energy Type

Energy Type	Use	Units	Meter Cost	Special Charges	Total Cost	Avg Unit Cost	% of Total Cost
Site: WESTERN HILLS ELEMEN - WESTERN HILLS ELEMEN							
Electricity	32,880	KWH	\$4,001.07	\$0.00	\$4,001.07	0.1217	61.66%
Natural Gas	3,322	CCF	\$1,825.33	\$0.00	\$1,825.33	0.5495	28.13%
Water	88	CCF	\$330.71	\$0.00	\$330.71	3.7581	5.10%
Sewer	87	CCF	\$332.28	\$0.00	\$332.28	3.8193	5.12%
Total Cost:			\$6,489.39	\$0.00	\$6,489.39		



Filters: Cost Center Name Not Equal To DoNotReport; Billing Period Equal To 201301All Meter CodesAll Group Names

elpaso

Energy CAP

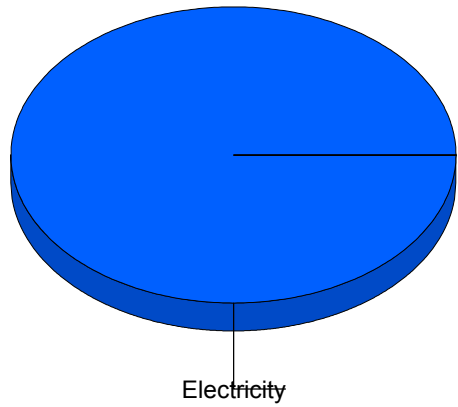
Cost Avoidance Program

Cost Summary Graph

Grouped by Energy Type

Energy Type	Use	Units	Meter Cost	Special Charges	Total Cost	Avg Unit Cost	% of Total Cost
Site: WESTSIDE TRANSPORTAT - WESTSIDE TRANSPORTAT							
Electricity	2,092	KWH	\$253.25	\$0.00	\$253.25	0.1211	100.00%
Total Cost:			\$253.25	\$0.00	\$253.25		

For WESTSIDE TRANSPORTAT



■ Electricity	100.0%
Total:	100.0%

Filters: Cost Center Name Not Equal To DoNotReport; Billing Period Equal To 201301All Meter CodesAll Group Names

elpaso

Energy CAP

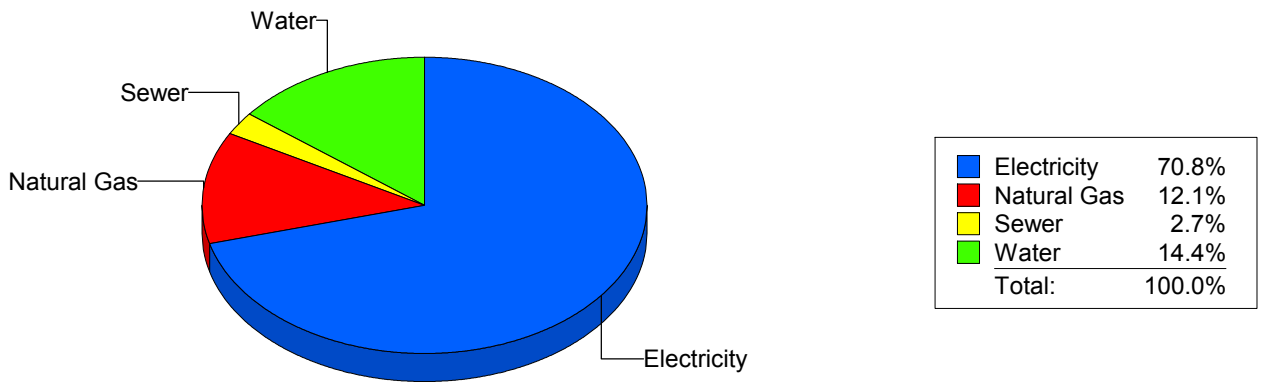
Cost Avoidance Program

Cost Summary Graph

Grouped by Energy Type

Energy Type	Use	Units	Meter Cost	Special Charges	Total Cost	Avg Unit Cost	% of Total Cost
Site: WHITAKER ELEMENTARY - WHITAKER ELEMENTARY							
Electricity	84,120	KWH	\$6,930.44	\$0.00	\$6,930.44	0.0824	70.85%
Natural Gas	2,119	CCF	\$1,181.02	\$0.00	\$1,181.02	0.5573	12.07%
Water	570	CCF	\$1,411.22	\$0.00	\$1,411.22	2.4758	14.43%
Sewer	90	CCF	\$259.64	\$0.00	\$259.64	2.8849	2.65%
Total Cost:			\$9,782.32	\$0.00	\$9,782.32		

For WHITAKER ELEMENTARY



Filters: Cost Center Name Not Equal To DoNotReport; Billing Period Equal To 201301All Meter CodesAll Group Names

el Paso

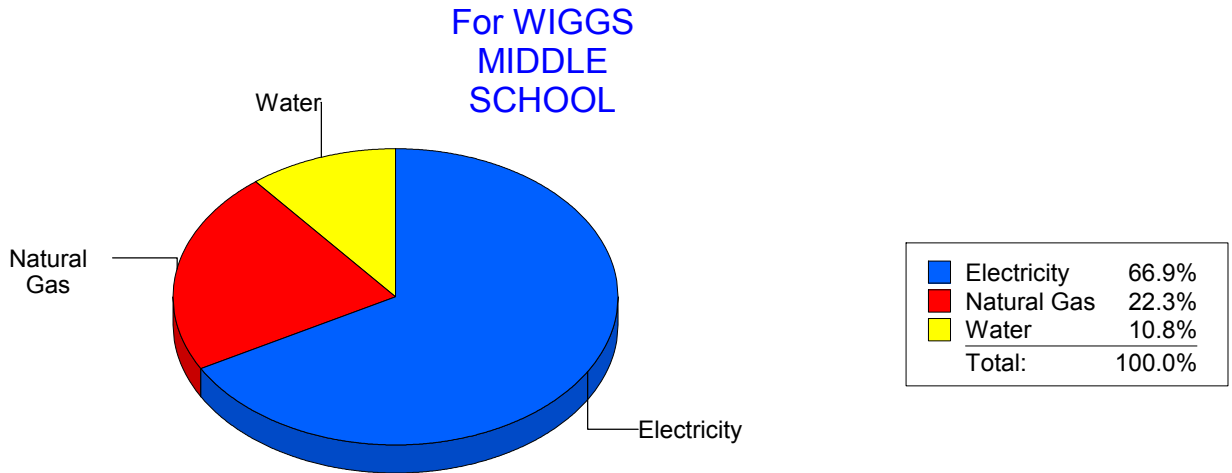
Energy CAP

Cost Avoidance Program

Cost Summary Graph

Grouped by Energy Type

Energy Type	Use	Units	Meter Cost	Special Charges	Total Cost	Avg Unit Cost	% of Total Cost
Site: WIGGS MIDDLE SCHOOL - WIGGS MIDDLE SCHOOL							
Electricity	50,380	KWH	\$5,395.93	\$0.00	\$5,395.93	0.1071	66.88%
Natural Gas	3,182	CCF	\$1,798.38	\$0.00	\$1,798.38	0.5652	22.29%
Water	184	CCF	\$874.17	\$0.00	\$874.17	4.7509	10.83%
Total Cost:			\$8,068.48	\$0.00	\$8,068.48		



Filters: Cost Center Name Not Equal To DoNotReport; Billing Period Equal To 201301All Meter CodesAll Group Names

elpaso

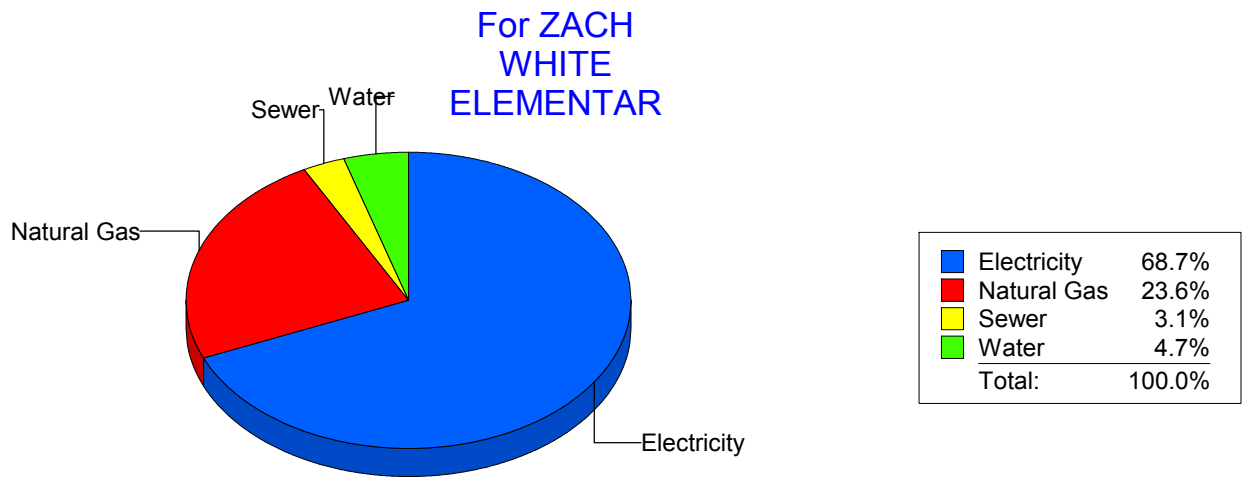
Energy CAP

Cost Avoidance Program

Cost Summary Graph

Grouped by Energy Type

Energy Type	Use	Units	Meter Cost	Special Charges	Total Cost	Avg Unit Cost	% of Total Cost
Site: ZACH WHITE ELEMENTAR - ZACH WHITE ELEMENTAR							
Electricity	43,200	KWH	\$5,182.48	\$0.00	\$5,182.48	0.1200	68.67%
Natural Gas	3,152	CCF	\$1,777.32	\$0.00	\$1,777.32	0.5639	23.55%
Water	86	CCF	\$355.07	\$0.00	\$355.07	4.1287	4.71%
Sewer	79	CCF	\$231.71	\$0.00	\$231.71	2.9330	3.07%
Total Cost:			\$7,546.58	\$0.00	\$7,546.58		



Filters: Cost Center Name Not Equal To DoNotReport; Billing Period Equal To 201301All Meter CodesAll Group Names

elpaso

Energy CAP

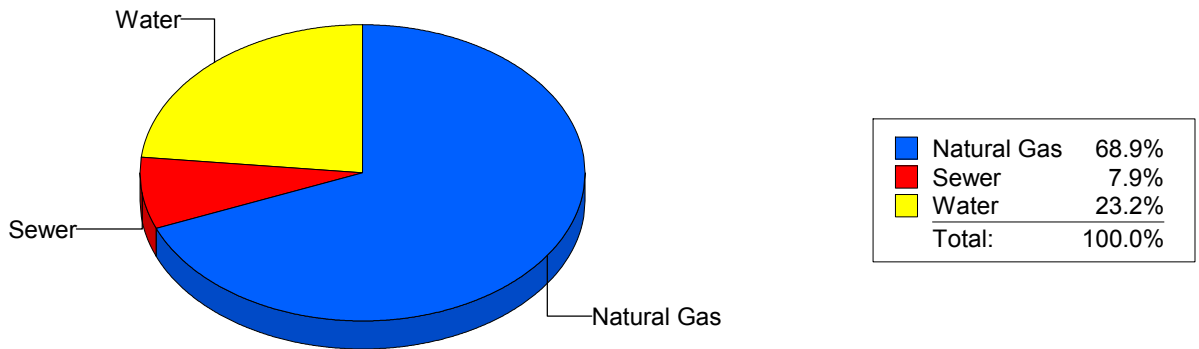
Cost Avoidance Program

Cost Summary Graph

Grouped by Energy Type

Energy Type	Use	Units	Meter Cost	Special Charges	Total Cost	Avg Unit Cost	% of Total Cost
Site: ZAVALA ELEMENTARY SC - ZAVALA ELEMENTARY SC							
Natural Gas		1,973 CCF	\$1,102.42	\$0.00	\$1,102.42	0.5588	68.87%
Water		75 CCF	\$371.38	\$0.00	\$371.38	4.9517	23.20%
Sewer		48 CCF	\$126.99	\$0.00	\$126.99	2.6456	7.93%
Total Cost:			\$1,600.79	\$0.00	\$1,600.79		

For ZAVALA
ELEMENTARY
SC



Filters: Cost Center Name Not Equal To DoNotReport; Billing Period Equal To 201301All Meter CodesAll Group Names

elpaso

Energy CAP

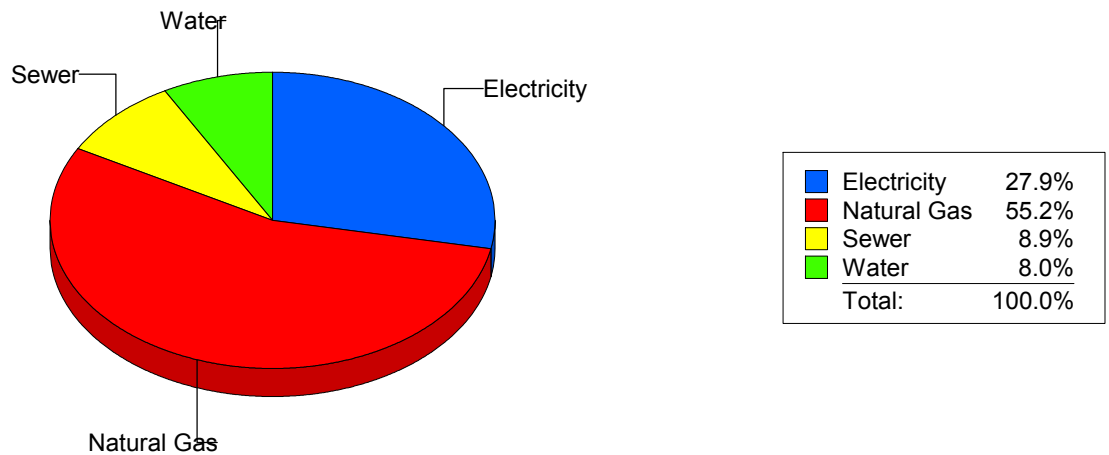
Cost Avoidance Program

Cost Summary Graph

Grouped by Energy Type

Energy Type	Use	Units	Meter Cost	Special Charges	Total Cost	Avg Unit Cost	% of Total Cost
Site: ZUNI COTTAGES - ZUNI COTTAGES							
Electricity		419 KWH	\$77.28	\$0.00	\$77.28	0.1844	27.93%
Natural Gas		156 CCF	\$152.65	\$0.00	\$152.65	0.9785	55.16%
Water		0 CCF	\$22.04	\$0.00	\$22.04	0.0000	7.96%
Sewer		3 CCF	\$24.75	\$0.00	\$24.75	8.2500	8.94%
Total Cost:			\$276.72	\$0.00	\$276.72		

For ZUNI COTTAGES



Filters: Cost Center Name Not Equal To DoNotReport; Billing Period Equal To 201301All Meter CodesAll Group Names

elpaso

Energy CAP

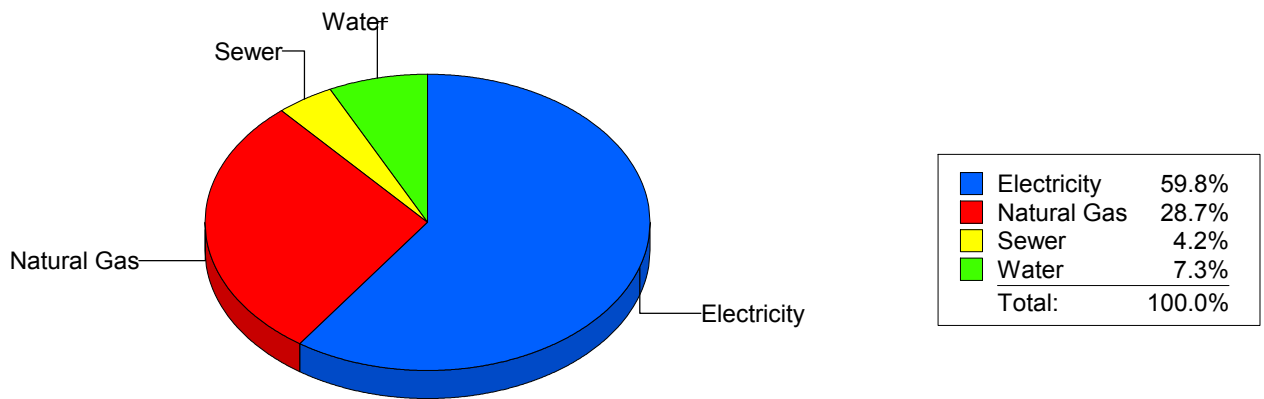
Cost Avoidance Program

Cost Summary Graph

Grouped by Energy Type

Energy Type	Use	Units	Meter Cost	Special Charges	Total Cost	Avg Unit Cost	% of Total Cost
All Sites							
Electricity	5,650,028	KWH	\$559,012.90	\$0.00	\$559,012.90	0.0989	59.84%
Natural Gas	488,530	CCF	\$268,249.98	\$0.00	\$268,249.98	0.5491	28.72%
Water	23,148	CCF	\$67,914.09	\$0.00	\$67,914.09	2.9339	7.27%
Sewer	16,772	CCF	\$38,931.85	\$0.00	\$38,931.85	2.3212	4.17%
Total Cost:			\$934,108.82	\$0.00	\$934,108.82		

For All Sites



Filters: Cost Center Name Not Equal To DoNotReport; Billing Period Equal To 201301All Meter CodesAll Group Names