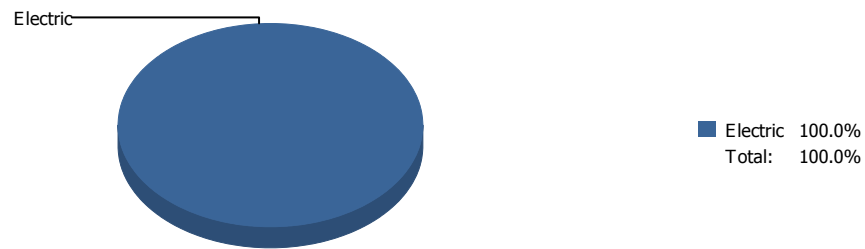
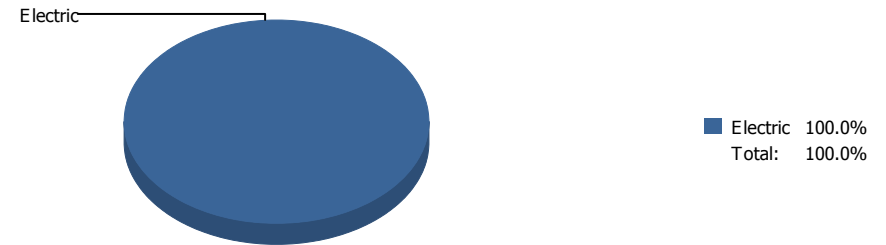


### Energy

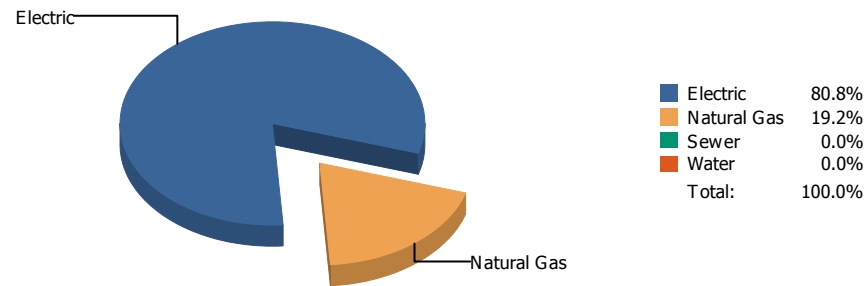


### Cost

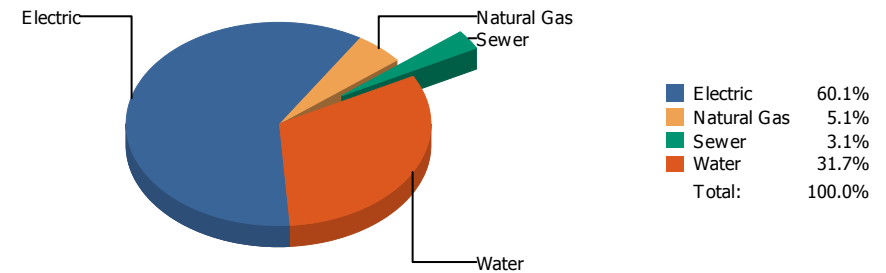


Commodity	Common Use	Energy Use	Energy Use / Area	Total Cost	Cost / Unit	Cost / Area
<b>Place: [ALAMO] ALAMO      101 [BUILDING]</b> <b>Area: 58,978 SqFt</b> <b>Billing Period: Oct 2018</b>						
ELECTRIC	2,200.00 kWh	7,509 KBtu	0.127 KBtu/SqFt	\$273.28	\$0.124 /kWh	\$0.005 /SqFt
<b>Totals:</b>		<b>7,509 KBtu</b>	<b>0.127 KBtu/SqFt</b>	<b>\$273.28</b>		

## Energy

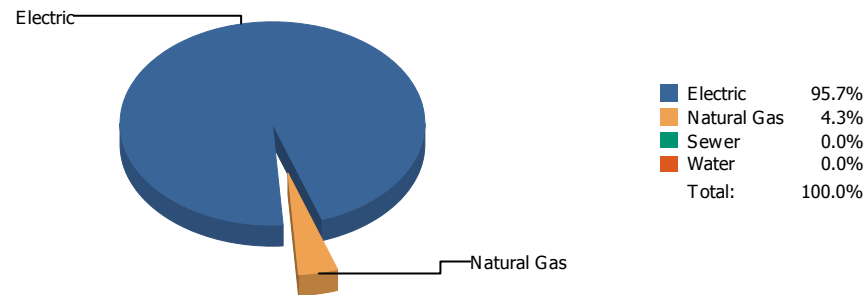


## Cost

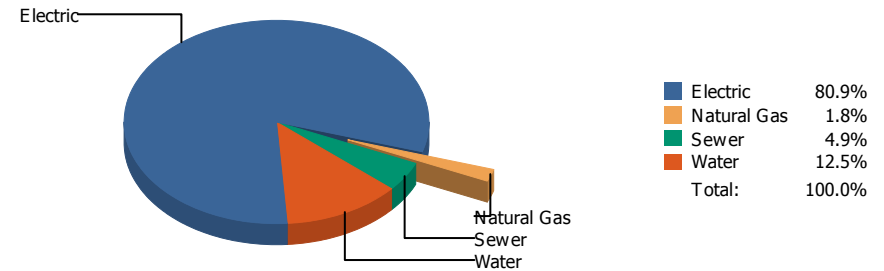


Commodity	Common Use	Energy Use	Energy Use / Area	Total Cost	Cost / Unit	Cost / Area
Place: [ALTA] ALTA VISTA 102 [BUILDING]						
Area: 68,463 SqFt						
Billing Period: Oct 2018						
ELECTRIC	34,650.00 kWh	118,260 KBtu	1.727 KBtu/SqFt	\$4,715.93	\$0.136 /kWh	\$0.069 /SqFt
NATURALGAS	272.00 CCF	28,016 KBtu	0.409 KBtu/SqFt	\$401.29	\$1.475 /CCF	\$0.006 /SqFt
SEWER	77.00 CCF			\$240.34	\$3.121 /CCF	\$0.004 /SqFt
WATER	439.00 CCF			\$2,490.93	\$5.674 /CCF	\$0.036 /SqFt
<b>Totals:</b>		<b>146,276 KBtu</b>	<b>2.137 KBtu/SqFt</b>	<b>\$7,848.49</b>		

## Energy

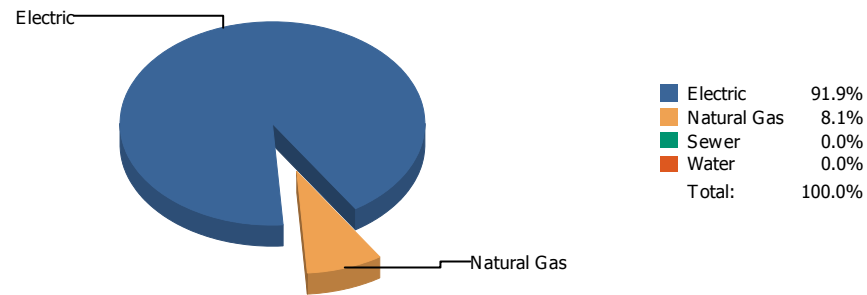


## Cost

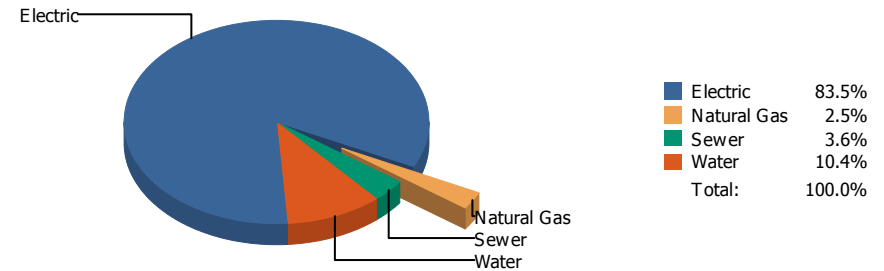


Commodity	Common Use	Energy Use	Energy Use / Area	Total Cost	Cost / Unit	Cost / Area
Place: [ADDRESS] ADDRESS 001 [BUILDING]						
Area: 266,968 SqFt						
Billing Period: Oct 2018						
ELECTRIC	137,093.00 kWh	467,898 KBtu	1.753 KBtu/SqFt	\$22,797.76	\$0.166 /kWh	\$0.085 /SqFt
NATURALGAS	204.00 CCF	21,012 KBtu	0.079 KBtu/SqFt	\$500.56	\$2.454 /CCF	\$0.002 /SqFt
SEWER	608.00 CCF			\$1,367.46	\$2.249 /CCF	\$0.005 /SqFt
WATER	1,233.00 CCF			\$3,515.07	\$2.851 /CCF	\$0.013 /SqFt
<b>Totals:</b>		<b>488,910 KBtu</b>	<b>1.831 KBtu/SqFt</b>	<b>\$28,180.85</b>		

## Energy

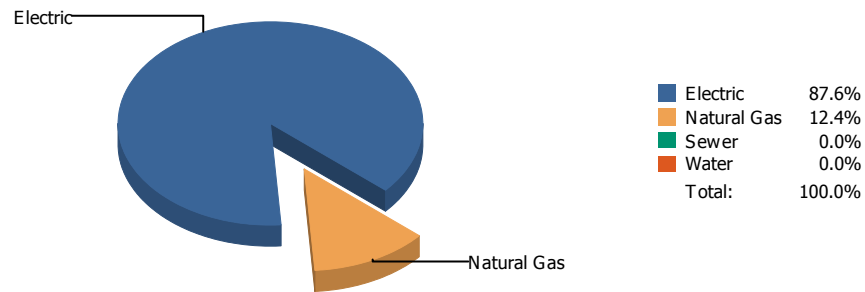


## Cost

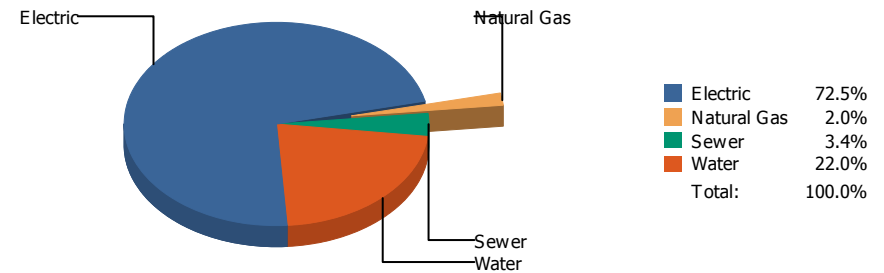


Commodity	Common Use	Energy Use	Energy Use / Area	Total Cost	Cost / Unit	Cost / Area
<b>Place: [AOY] AOY 103 [BUILDING]</b> <b>Area: 105,486 SqFt</b> <b>Billing Period: Oct 2018</b>						
ELECTRIC	85,832.00 kWh	292,945 KBtu	2.777 KBtu/SqFt	\$12,877.44	\$0.150 /kWh	\$0.122 /SqFt
NATURALGAS	252.00 CCF	25,956 KBtu	0.246 KBtu/SqFt	\$391.94	\$1.555 /CCF	\$0.004 /SqFt
SEWER	88.00 CCF			\$559.77	\$6.361 /CCF	\$0.005 /SqFt
WATER	272.00 CCF			\$1,601.01	\$5.886 /CCF	\$0.015 /SqFt
<b>Totals:</b>		<b>318,901 KBtu</b>	<b>3.023 KBtu/SqFt</b>	<b>\$15,430.16</b>		

## Energy

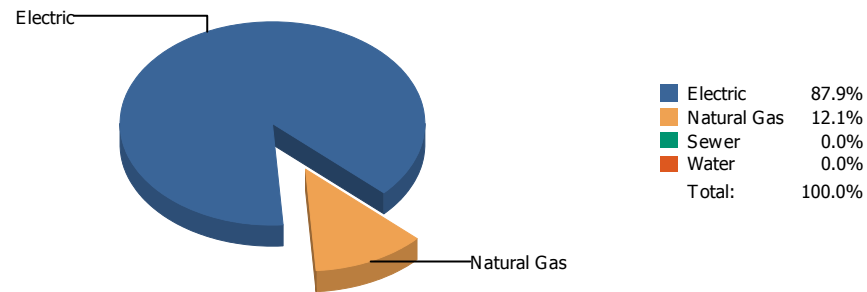


## Cost

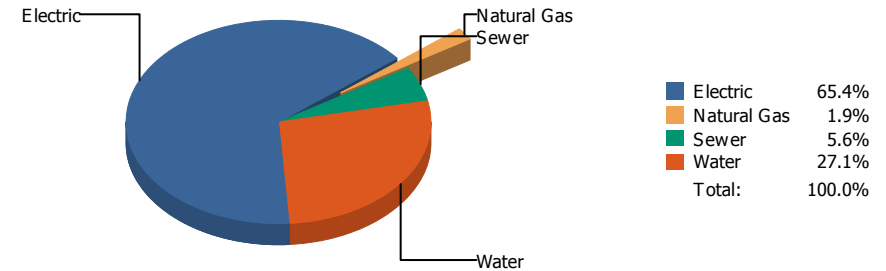


Commodity	Common Use	Energy Use	Energy Use / Area	Total Cost	Cost / Unit	Cost / Area
<b>Place: [ARMENDARIZ_1] ARMENDARIZ MIDDLE SCHOOL [BUILDING]</b>						
<b>Area: 133,779 SqFt</b>						
<b>Billing Period: Oct 2018</b>						
ELECTRIC	98,500.00 kWh	336,181 KBtu	2.513 KBtu/SqFt	\$13,034.97	\$0.132 /kWh	\$0.097 /SqFt
NATURALGAS	463.00 CCF	47,689 KBtu	0.356 KBtu/SqFt	\$363.19	\$0.784 /CCF	\$0.003 /SqFt
SEWER	156.00 CCF			\$615.52	\$3.946 /CCF	\$0.005 /SqFt
WATER	945.00 CCF			\$3,963.16	\$4.194 /CCF	\$0.030 /SqFt
<b>Totals:</b>		<b>383,870 KBtu</b>	<b>2.869 KBtu/SqFt</b>	<b>\$17,976.84</b>		

## Energy

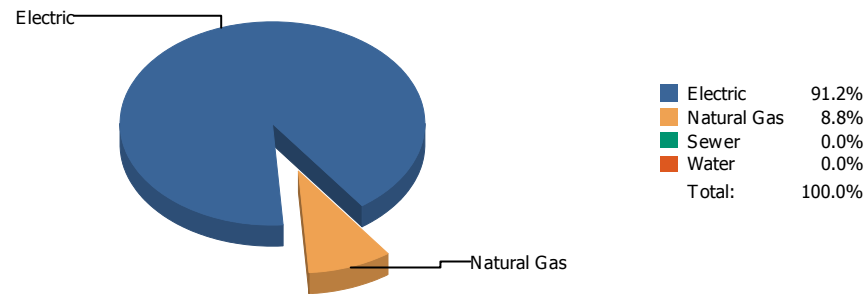


## Cost

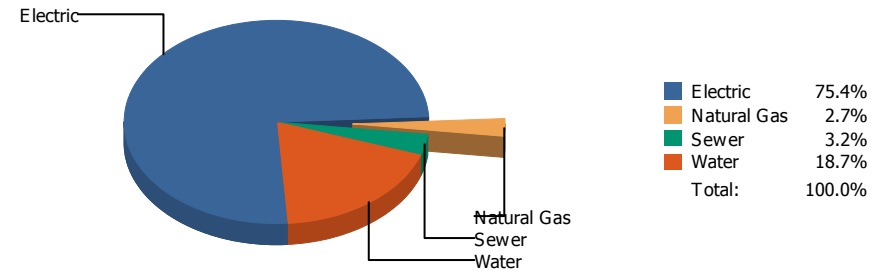


Commodity	Common Use	Energy Use	Energy Use / Area	Total Cost	Cost / Unit	Cost / Area
Place: [AUSTIN] AUSTIN      002 [BUILDING]						
Area: 269,216 SqFt						
Billing Period: Oct 2018						
ELECTRIC	124,499.00 kWh	424,915 KBtu	1.578 KBtu/SqFt	\$23,164.50	\$0.186 /kWh	\$0.086 /SqFt
NATURALGAS	566.00 CCF	58,298 KBtu	0.217 KBtu/SqFt	\$680.50	\$1.202 /CCF	\$0.002 /SqFt
SEWER	608.00 CCF			\$1,982.94	\$3.261 /CCF	\$0.007 /SqFt
WATER	2,057.00 CCF			\$9,600.47	\$4.667 /CCF	\$0.035 /SqFt
<b>Totals:</b>		<b>483,213 KBtu</b>	<b>1.795 KBtu/SqFt</b>	<b>\$35,428.41</b>		

## Energy

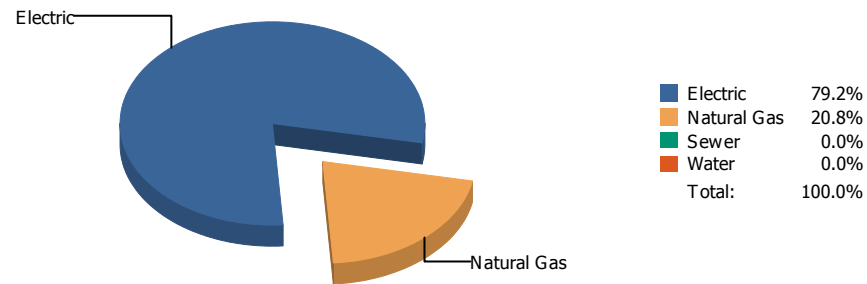


## Cost

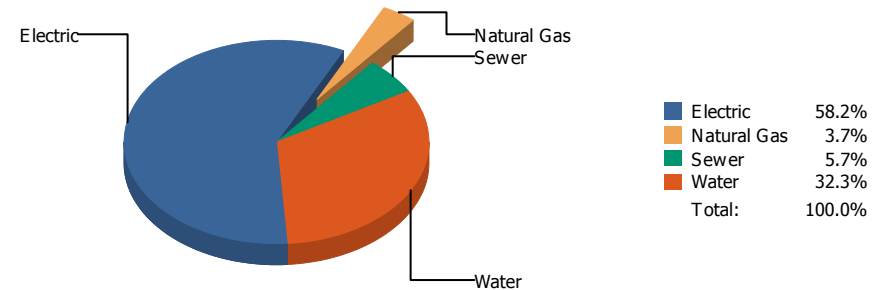


Commodity	Common Use	Energy Use	Energy Use / Area	Total Cost	Cost / Unit	Cost / Area
<b>Place: [BARRON ELEMENTARY] Barron Elementary 165 [BUILDING]</b>						
<b>Area: 87,818 SqFt</b>						
<b>Billing Period: Oct 2018</b>						
ELECTRIC	79,047.00 kWh	269,787 KBtu	3.072 KBtu/SqFt	\$10,878.13	\$0.138 /kWh	\$0.124 /SqFt
NATURALGAS	254.00 CCF	26,162 KBtu	0.298 KBtu/SqFt	\$392.37	\$1.545 /CCF	\$0.004 /SqFt
SEWER	61.00 CCF			\$468.90	\$7.687 /CCF	\$0.005 /SqFt
WATER	370.00 CCF			\$2,697.25	\$7.290 /CCF	\$0.031 /SqFt
<b>Totals:</b>		<b>295,949 KBtu</b>	<b>3.370 KBtu/SqFt</b>	<b>\$14,436.65</b>		

## Energy



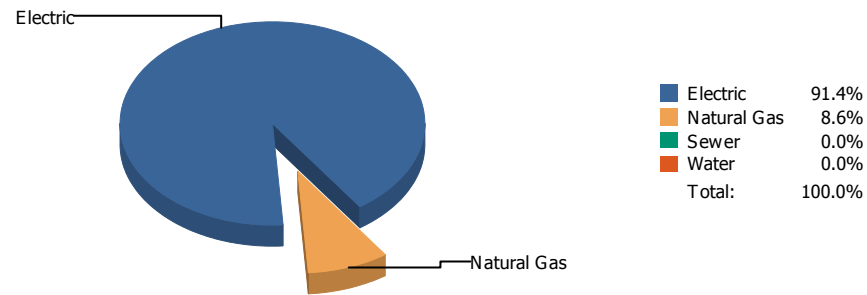
## Cost



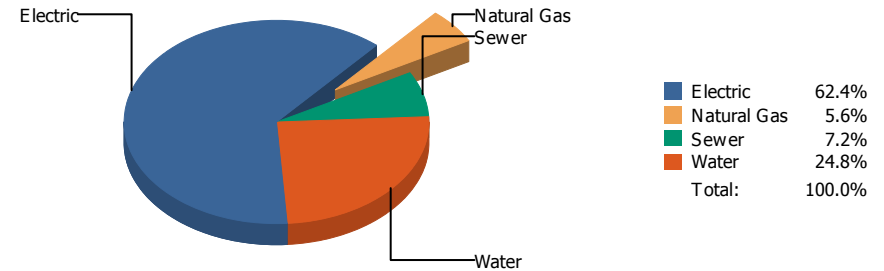
Commodity	Common Use	Energy Use	Energy Use / Area	Total Cost	Cost / Unit	Cost / Area
Place: [BASSETT] BASSETT 049 [BUILDING]						
Area: 174,250 SqFt						
Billing Period: Oct 2018						
ELECTRIC	71,554.00 kWh	244,214 KBtu	1.402 KBtu/SqFt	\$8,950.79	\$0.125 /kWh	\$0.051 /SqFt
NATURALGAS	622.00 CCF	64,066 KBtu	0.368 KBtu/SqFt	\$575.33	\$0.925 /CCF	\$0.003 /SqFt
SEWER	352.00 CCF			\$878.50	\$2.496 /CCF	\$0.005 /SqFt
WATER	1,227.00 CCF			\$4,971.65	\$4.052 /CCF	\$0.028 /SqFt
<b>Totals:</b>		<b>308,280 KBtu</b>	<b>1.769 KBtu/SqFt</b>	<b>\$15,376.27</b>		



## Energy



## Cost



Commodity	Common Use	Energy Use	Energy Use / Area	Total Cost	Cost / Unit	Cost / Area
<b>Place: [BEALL] BEALL      104 [BUILDING]</b> <b>Area: 74,454 SqFt</b> <b>Billing Period: Oct 2018</b>						
ELECTRIC	26,688.00 kWh	91,086 KBtu	1.223 KBtu/SqFt	\$3,435.76	\$0.129 /kWh	\$0.046 /SqFt
NATURALGAS	83.00 CCF	8,549 KBtu	0.115 KBtu/SqFt	\$307.53	\$3.705 /CCF	\$0.004 /SqFt
SEWER	99.00 CCF			\$395.27	\$3.993 /CCF	\$0.005 /SqFt
WATER	329.00 CCF			\$1,368.29	\$4.159 /CCF	\$0.018 /SqFt
<b>Totals:</b>		<b>99,635 KBtu</b>	<b>1.338 KBtu/SqFt</b>	<b>\$5,506.85</b>		

## Energy

Electric



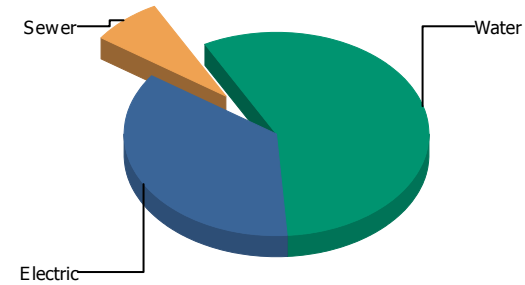
Electric 100.0%  
 Sewer 0.0%  
 Water 0.0%  
 Total: 100.0%

## Cost

Sewer

Water

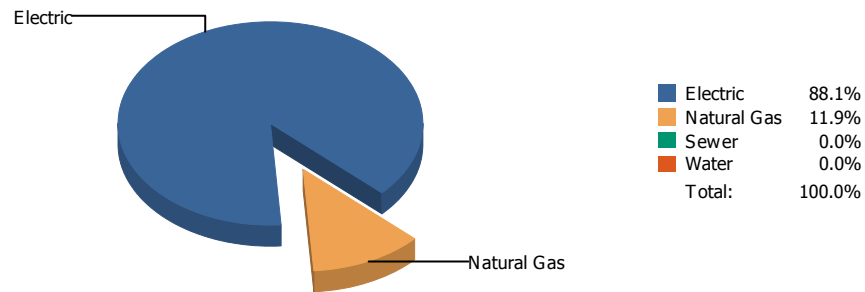
Electric



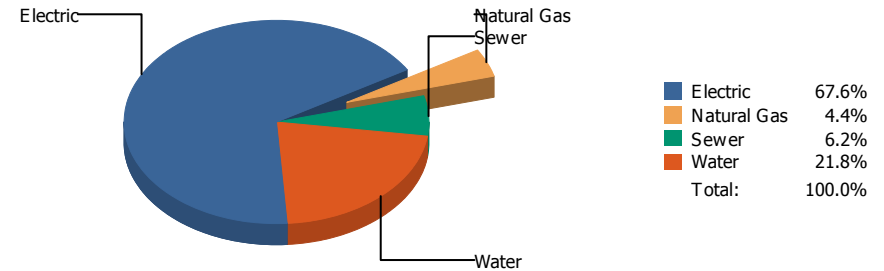
Electric 35.8%  
 Sewer 7.4%  
 Water 56.7%  
 Total: 100.0%

Commodity	Common Use	Energy Use	Energy Use / Area	Total Cost	Cost / Unit	Cost / Area
<b>Place: [BLISS] BLISS      105 [BUILDING]</b> <b>Area: 78,820 SqFt</b> <b>Billing Period: Oct 2018</b>						
ELECTRIC	34,934.00 kWh	119,230 KBtu	1.513 KBtu/SqFt	\$4,927.25	\$0.141 /kWh	\$0.062 /SqFt
SEWER	426.00 CCF			\$1,019.84	\$2.394 /CCF	\$0.013 /SqFt
WATER	1,682.00 CCF			\$7,802.11	\$4.639 /CCF	\$0.099 /SqFt
<b>Totals:</b>		<b>119,230 KBtu</b>	<b>1.513 KBtu/SqFt</b>	<b>\$13,749.20</b>		

## Energy

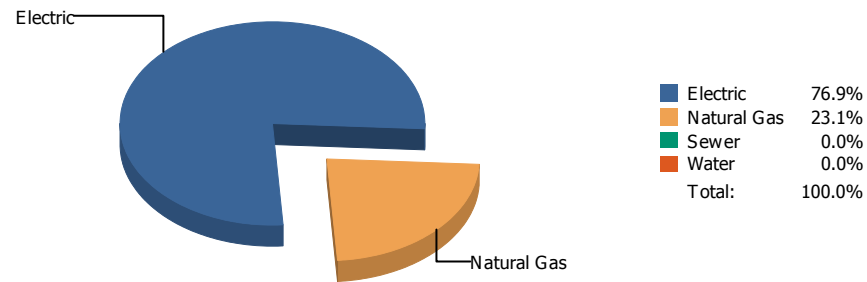


## Cost

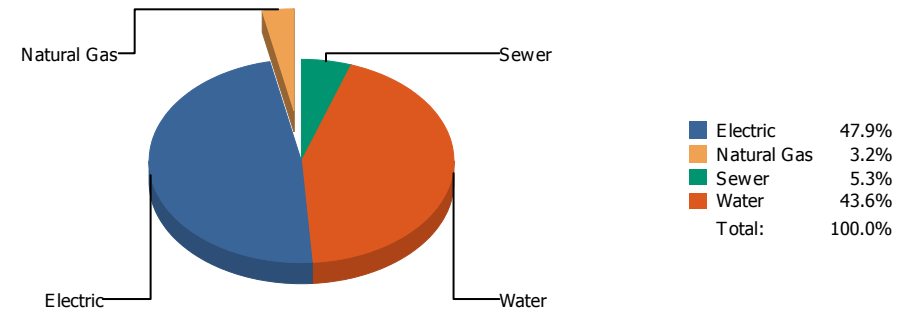


Commodity	Common Use	Energy Use	Energy Use / Area	Total Cost	Cost / Unit	Cost / Area
Place: [BOND_2] BOND 160 [BUILDING]						
Area: 89,988 SqFt						
Billing Period: Oct 2018						
ELECTRIC	35,217.00 kWh	120,196 KBtu	1.336 KBtu/SqFt	\$5,298.13	\$0.150 /kWh	\$0.059 /SqFt
NATURALGAS	158.00 CCF	16,274 KBtu	0.181 KBtu/SqFt	\$345.12	\$2.184 /CCF	\$0.004 /SqFt
SEWER	98.00 CCF			\$486.63	\$4.966 /CCF	\$0.005 /SqFt
WATER	364.00 CCF			\$1,707.84	\$4.692 /CCF	\$0.019 /SqFt
<b>Totals:</b>		<b>136,470 KBtu</b>	<b>1.517 KBtu/SqFt</b>	<b>\$7,837.72</b>		

## Energy

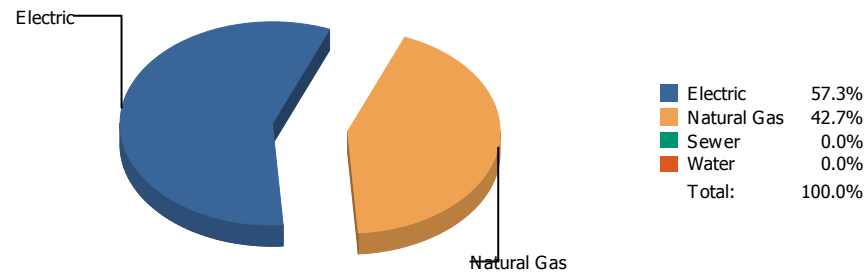


## Cost

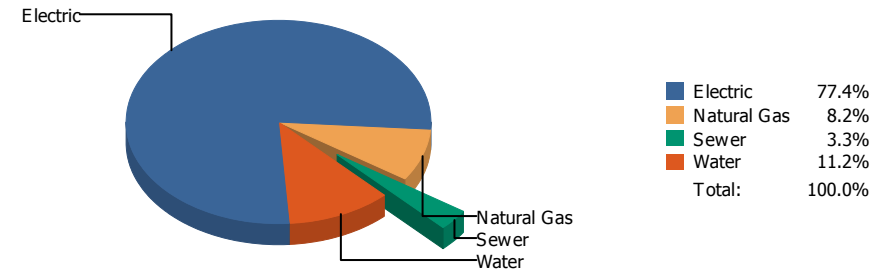


Commodity	Common Use	Energy Use	Energy Use / Area	Total Cost	Cost / Unit	Cost / Area
Place: [BONHAM] BONHAM 106 [BUILDING]						
Area: 53,522 SqFt						
Billing Period: Oct 2018						
ELECTRIC	29,916.00 kWh	102,103 KBtu	1.908 KBtu/SqFt	\$4,224.07	\$0.141 /kWh	\$0.079 /SqFt
NATURALGAS	298.00 CCF	30,694 KBtu	0.573 KBtu/SqFt	\$281.85	\$0.946 /CCF	\$0.005 /SqFt
SEWER	147.00 CCF			\$463.31	\$3.152 /CCF	\$0.009 /SqFt
WATER	723.00 CCF			\$3,846.61	\$5.320 /CCF	\$0.072 /SqFt
<b>Totals:</b>		<b>132,797 KBtu</b>	<b>2.481 KBtu/SqFt</b>	<b>\$8,815.84</b>		

## Energy

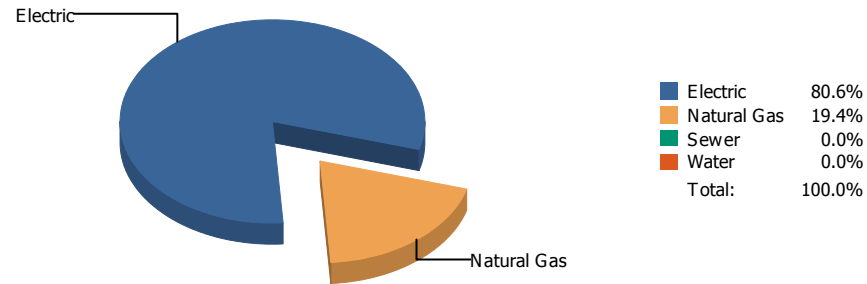


## Cost

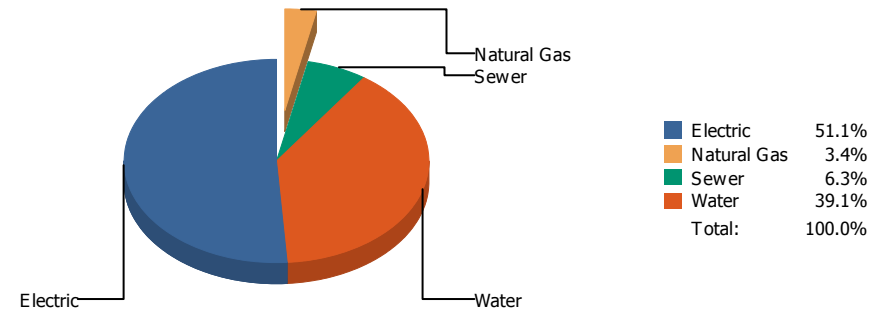


Commodity	Common Use	Energy Use	Energy Use / Area	Total Cost	Cost / Unit	Cost / Area
<b>Place: [BOWIE] BOWIE 003 [BUILDING]</b> <b>Area: 282,931 SqFt</b> <b>Billing Period: Oct 2018</b>						
ELECTRIC	300,399.00 kWh	1,025,262 KBtu	3.624 KBtu/SqFt	\$36,268.82	\$0.121 /kWh	\$0.128 /SqFt
NATURALGAS	7,421.00 CCF	764,363 KBtu	2.702 KBtu/SqFt	\$3,822.73	\$0.515 /CCF	\$0.013 /SqFt
SEWER	482.00 CCF			\$1,537.63	\$3.190 /CCF	\$0.005 /SqFt
WATER	1,977.00 CCF			\$5,257.80	\$2.659 /CCF	\$0.018 /SqFt
<b>Totals:</b>		<b>1,789,625 KBtu</b>	<b>6.325 KBtu/SqFt</b>	<b>\$46,886.98</b>		

## Energy

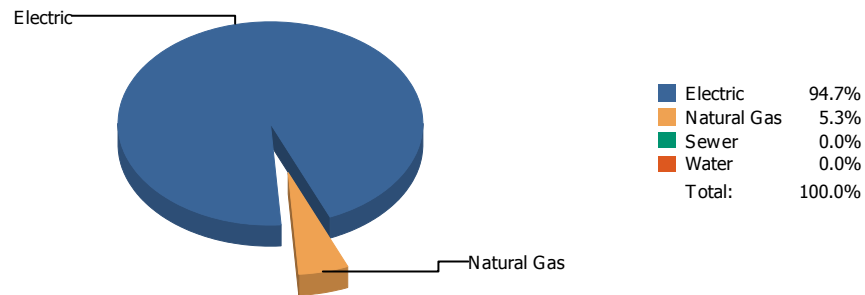


## Cost

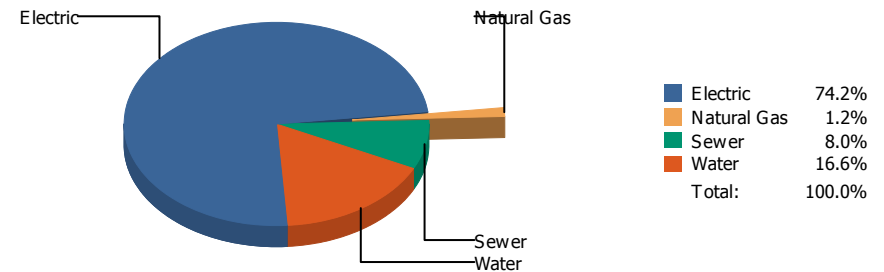


Commodity	Common Use	Energy Use	Energy Use / Area	Total Cost	Cost / Unit	Cost / Area
Place: [BRADLEY] BRADLEY 158 [BUILDING]						
Area: 59,142 SqFt						
Billing Period: Oct 2018						
ELECTRIC	28,800.00 kWh	98,294 KBtu	1.662 KBtu/SqFt	\$3,681.24	\$0.128 /kWh	\$0.062 /SqFt
NATURALGAS	229.00 CCF	23,587 KBtu	0.399 KBtu/SqFt	\$246.88	\$1.078 /CCF	\$0.004 /SqFt
SEWER	73.00 CCF			\$456.99	\$6.260 /CCF	\$0.008 /SqFt
WATER	635.00 CCF			\$2,815.49	\$4.434 /CCF	\$0.048 /SqFt
<b>Totals:</b>		<b>121,881 KBtu</b>	<b>2.061 KBtu/SqFt</b>	<b>\$7,200.60</b>		

## Energy

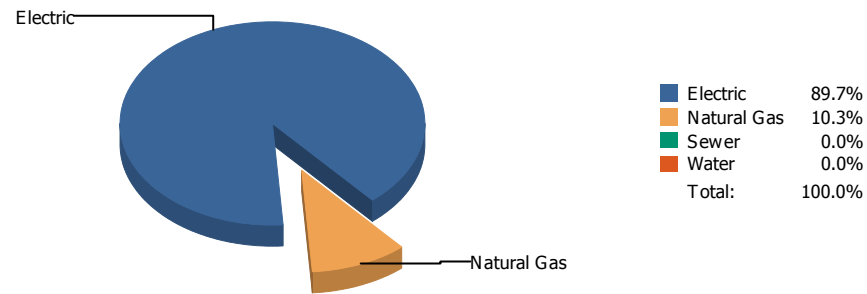


## Cost

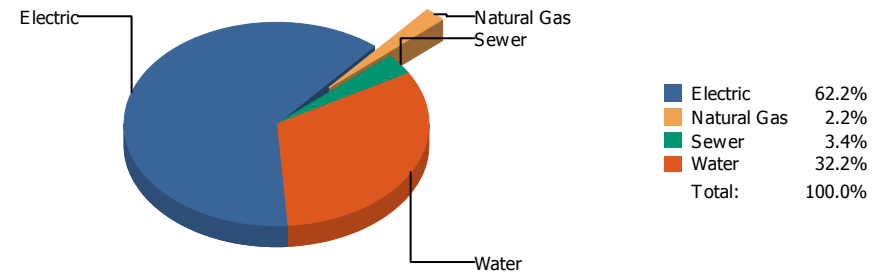


Commodity	Common Use	Energy Use	Energy Use / Area	Total Cost	Cost / Unit	Cost / Area
<b>Place: [BROWN] BROWN MIDDLE SCHOOL 056 [BUILDING]</b>						
<b>Area: 173,263 SqFt</b>						
<b>Billing Period: Oct 2018</b>						
ELECTRIC	131,400.00 kWh	448,468 KBtu	2.588 KBtu/SqFt	\$15,335.13	\$0.117 /kWh	\$0.089 /SqFt
NATURALGAS	242.00 CCF	24,926 KBtu	0.144 KBtu/SqFt	\$253.89	\$1.049 /CCF	\$0.001 /SqFt
SEWER	697.00 CCF			\$1,648.83	\$2.366 /CCF	\$0.010 /SqFt
WATER	1,266.00 CCF			\$3,421.30	\$2.702 /CCF	\$0.020 /SqFt
<b>Totals:</b>		<b>473,394 KBtu</b>	<b>2.732 KBtu/SqFt</b>	<b>\$20,659.15</b>		

## Energy



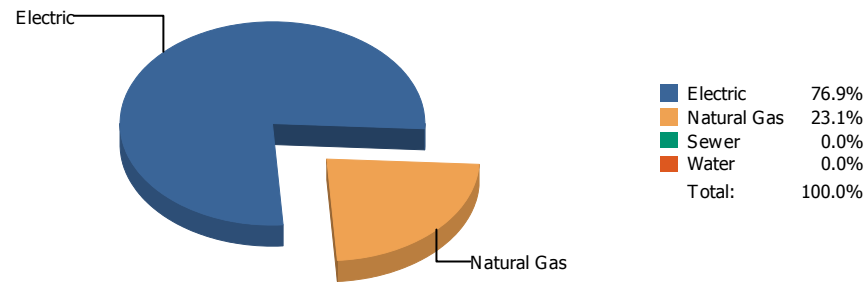
## Cost



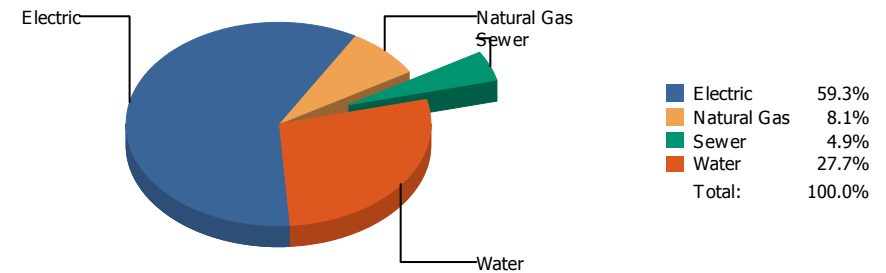
Commodity	Common Use	Energy Use	Energy Use / Area	Total Cost	Cost / Unit	Cost / Area
Place: [BURGES] BURGES 004 [BUILDING]						
Area: 241,219 SqFt						
Billing Period: Oct 2018						
ELECTRIC	138,294.00 kWh	471,997 KBtu	1.957 KBtu/SqFt	\$18,442.70	\$0.133 /kWh	\$0.076 /SqFt
NATURALGAS	528.00 CCF	54,384 KBtu	0.225 KBtu/SqFt	\$662.43	\$1.255 /CCF	\$0.003 /SqFt
SEWER	247.00 CCF			\$995.51	\$4.030 /CCF	\$0.004 /SqFt
WATER	1,717.00 CCF			\$9,554.24	\$5.564 /CCF	\$0.039 /SqFt
<b>Totals:</b>		<b>526,381 KBtu</b>	<b>2.182 KBtu/SqFt</b>	<b>\$29,654.88</b>		



## Energy



## Cost



Commodity	Common Use	Energy Use	Energy Use / Area	Total Cost	Cost / Unit	Cost / Area
Place: [BURLESON] BURLESON 107 [BUILDING]						
Area: 73,772 SqFt						
Billing Period: Oct 2018						
ELECTRIC	29,579.00 kWh	100,953 KBtu	1.368 KBtu/SqFt	\$3,978.45	\$0.135 /kWh	\$0.054 /SqFt
NATURALGAS	294.00 CCF	30,282 KBtu	0.410 KBtu/SqFt	\$545.95	\$1.857 /CCF	\$0.007 /SqFt
SEWER	73.00 CCF			\$325.97	\$4.465 /CCF	\$0.004 /SqFt
WATER	422.00 CCF			\$1,856.45	\$4.399 /CCF	\$0.025 /SqFt
<b>Totals:</b>		<b>131,235 KBtu</b>	<b>1.779 KBtu/SqFt</b>	<b>\$6,706.82</b>		

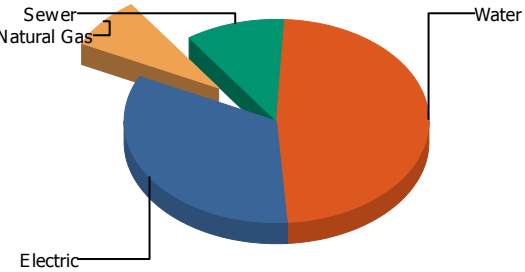
## Energy

Electric



Electric	100.0%
Natural Gas	0.0%
Sewer	0.0%
Water	0.0%
<b>Total:</b>	<b>100.0%</b>

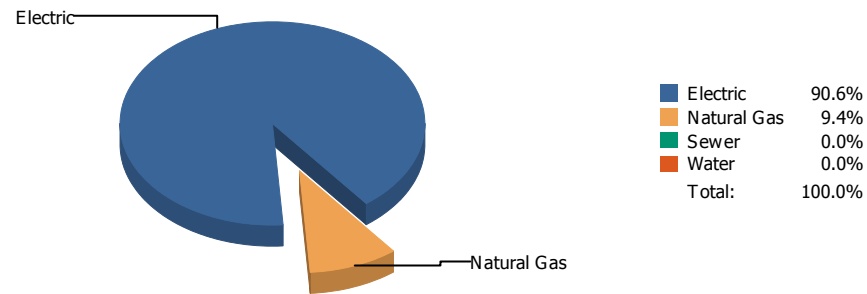
## Cost

Sewer  
Natural Gas

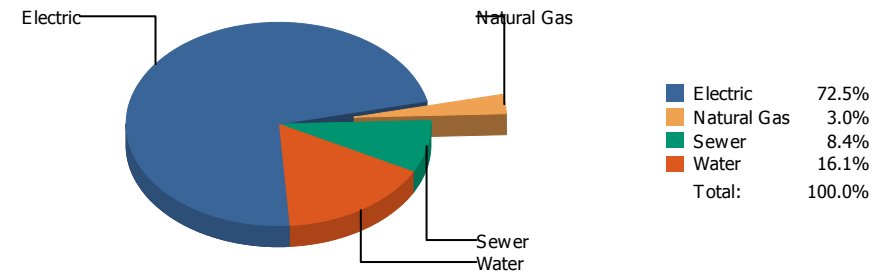
Electric	33.3%
Natural Gas	8.2%
Sewer	10.4%
Water	48.1%
<b>Total:</b>	<b>100.0%</b>

Commodity	Common Use	Energy Use	Energy Use / Area	Total Cost	Cost / Unit	Cost / Area
Place: [BURNET] BURNET 108 [BUILDING]						
Area: 50,520 SqFt						
Billing Period: Oct 2018						
ELECTRIC	8,312.00 kWh	28,369 KBtu	0.562 KBtu/SqFt	\$1,073.92	\$0.129 /kWh	\$0.021 /SqFt
NATURALGAS	0.00 CCF	0 KBtu	0.000 KBtu/SqFt	\$266.10	\$0.000 /CCF	\$0.005 /SqFt
SEWER	78.00 CCF			\$335.52	\$4.302 /CCF	\$0.007 /SqFt
WATER	376.00 CCF			\$1,553.54	\$4.132 /CCF	\$0.031 /SqFt
<b>Totals:</b>		<b>28,369 KBtu</b>	<b>0.562 KBtu/SqFt</b>	<b>\$3,229.08</b>		

## Energy

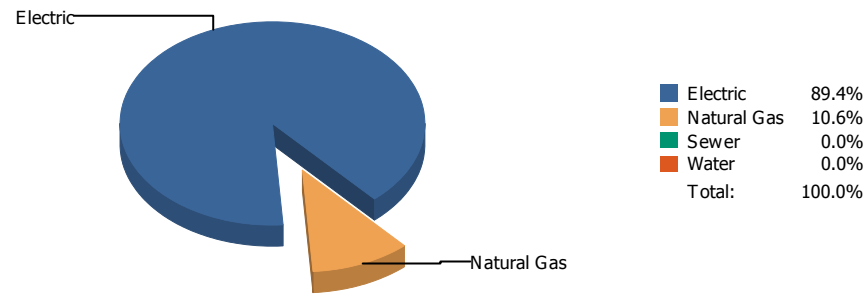


## Cost

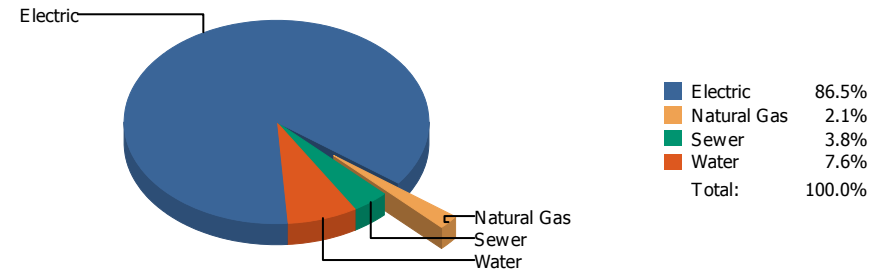


Commodity	Common Use	Energy Use	Energy Use / Area	Total Cost	Cost / Unit	Cost / Area
<b>Place: [CANYON HILLS] CANYON HILLS 043 [BUILDING]</b> <b>Area: 133,149 SqFt</b> <b>Billing Period: Oct 2018</b>						
ELECTRIC	72,660.00 kWh	247,989 KBtu	1.862 KBtu/SqFt	\$9,561.03	\$0.132 /kWh	\$0.072 /SqFt
NATURALGAS	249.00 CCF	25,647 KBtu	0.193 KBtu/SqFt	\$389.88	\$1.566 /CCF	\$0.003 /SqFt
SEWER	250.00 CCF			\$1,112.62	\$4.450 /CCF	\$0.008 /SqFt
WATER	516.00 CCF			\$2,126.38	\$4.121 /CCF	\$0.016 /SqFt
<b>Totals:</b>		<b>273,636 KBtu</b>	<b>2.055 KBtu/SqFt</b>	<b>\$13,189.91</b>		

## Energy



## Cost



Commodity	Common Use	Energy Use	Energy Use / Area	Total Cost	Cost / Unit	Cost / Area
<b>Place: [CAREER] CAREER AND TECHNOLOGY [BUILDING]</b>						
<b>Area: 146,485 SqFt</b>						
<b>Billing Period: Oct 2018</b>						
ELECTRIC	102,612.00 kWh	350,215 KBtu	2.391 KBtu/SqFt	\$13,692.26	\$0.133 /kWh	\$0.093 /SqFt
NATURALGAS	405.00 CCF	41,715 KBtu	0.285 KBtu/SqFt	\$334.42	\$0.826 /CCF	\$0.002 /SqFt
SEWER	167.00 CCF			\$599.28	\$3.589 /CCF	\$0.004 /SqFt
WATER	306.00 CCF			\$1,200.73	\$3.924 /CCF	\$0.008 /SqFt
<b>Totals:</b>		<b>391,930 KBtu</b>	<b>2.676 KBtu/SqFt</b>	<b>\$15,826.69</b>		

## Energy

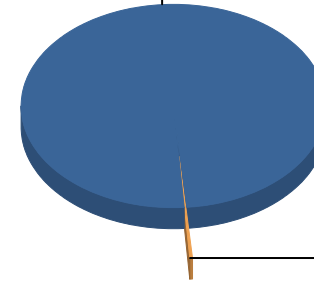
Electric



■ Electric 100.0%  
 ■ Water 0.0%  
 Total: 100.0%

## Cost

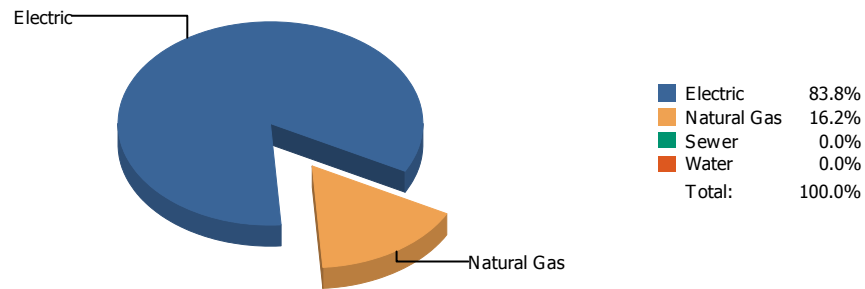
Electric



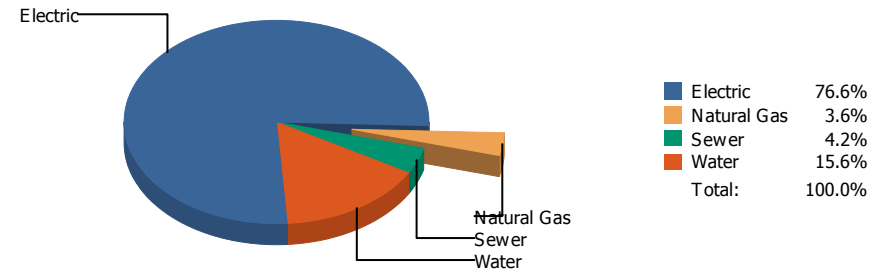
■ Electric 99.8%  
 ■ Water 0.2%  
 Total: 100.0%

Commodity	Common Use	Energy Use	Energy Use / Area	Total Cost	Cost / Unit	Cost / Area
Place: [CHAPIN] CHAPIN 012 [BUILDING]						
Area: 273,727 SqFt						
Billing Period: Oct 2018						
ELECTRIC	363,702.00 kWh	1,241,315 KBtu	4.535 KBtu/SqFt	\$43,247.50	\$0.119 /kWh	\$0.158 /SqFt
WATER	0.00 CCF			\$65.38	\$0.000 /CCF	\$0.000 /SqFt
<b>Totals:</b>		<b>1,241,315 KBtu</b>	<b>4.535 KBtu/SqFt</b>	<b>\$43,312.88</b>		

## Energy

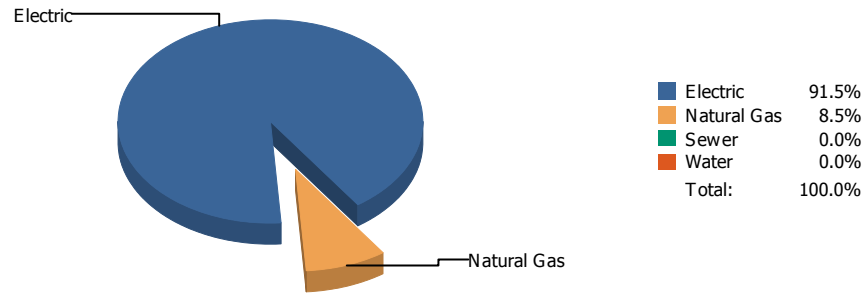


## Cost

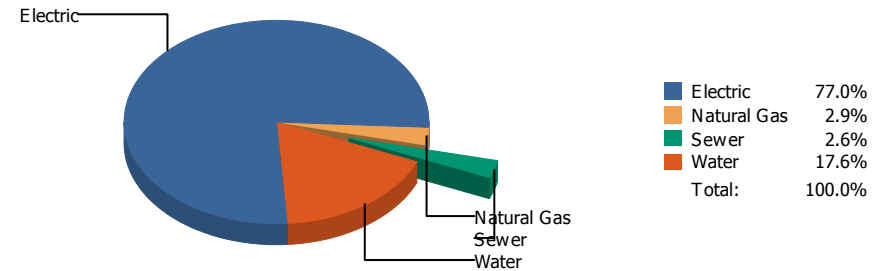


Commodity	Common Use	Energy Use	Energy Use / Area	Total Cost	Cost / Unit	Cost / Area
Place: [CHARLES] H.E. CHARLES 045 [BUILDING]						
Area: 107,867 SqFt						
Billing Period: Oct 2018						
ELECTRIC	80,126.00 kWh	273,470 KBtu	2.535 KBtu/SqFt	\$11,105.68	\$0.139 /kWh	\$0.103 /SqFt
NATURALGAS	515.00 CCF	53,045 KBtu	0.492 KBtu/SqFt	\$521.78	\$1.013 /CCF	\$0.005 /SqFt
SEWER	149.00 CCF			\$602.15	\$4.041 /CCF	\$0.006 /SqFt
WATER	486.00 CCF			\$2,268.72	\$4.668 /CCF	\$0.021 /SqFt
<b>Totals:</b>		<b>326,515 KBtu</b>	<b>3.027 KBtu/SqFt</b>	<b>\$14,498.33</b>		

## Energy

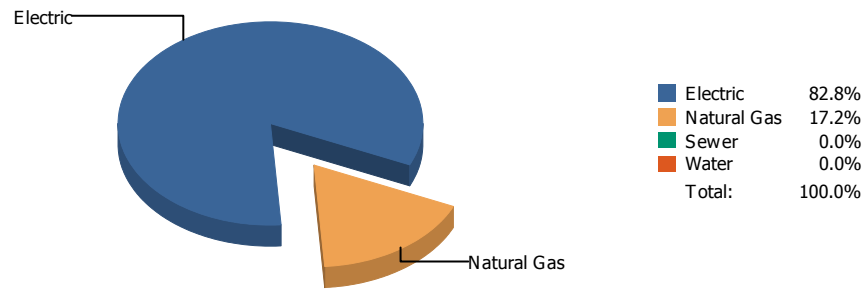


## Cost

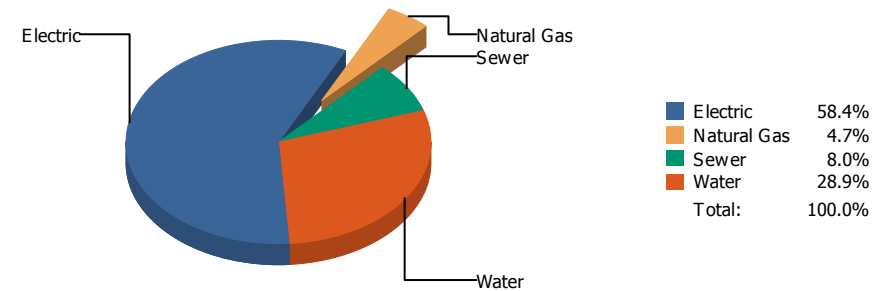


Commodity	Common Use	Energy Use	Energy Use / Area	Total Cost	Cost / Unit	Cost / Area
Place: [CIELO VI] CIELO VISTA 151 [BUILDING]						
Area: 66,034 SqFt						
Billing Period: Oct 2018						
ELECTRIC	60,520.00 kWh	206,555 KBtu	3.128 KBtu/SqFt	\$9,541.97	\$0.158 /kWh	\$0.144 /SqFt
NATURALGAS	186.00 CCF	19,158 KBtu	0.290 KBtu/SqFt	\$359.00	\$1.930 /CCF	\$0.005 /SqFt
SEWER	61.00 CCF			\$322.69	\$5.290 /CCF	\$0.005 /SqFt
WATER	548.00 CCF			\$2,176.49	\$3.972 /CCF	\$0.033 /SqFt
<b>Totals:</b>		<b>225,713 KBtu</b>	<b>3.418 KBtu/SqFt</b>	<b>\$12,400.15</b>		

## Energy



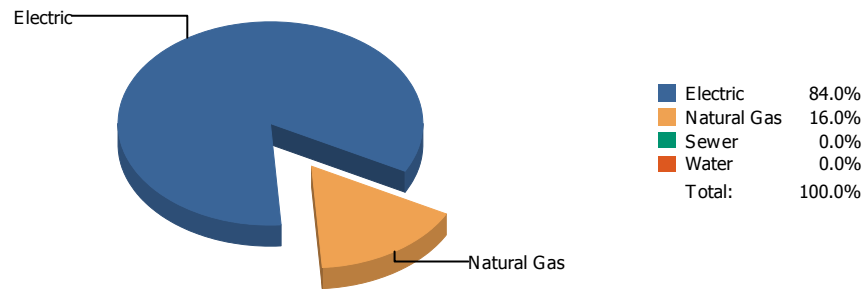
## Cost



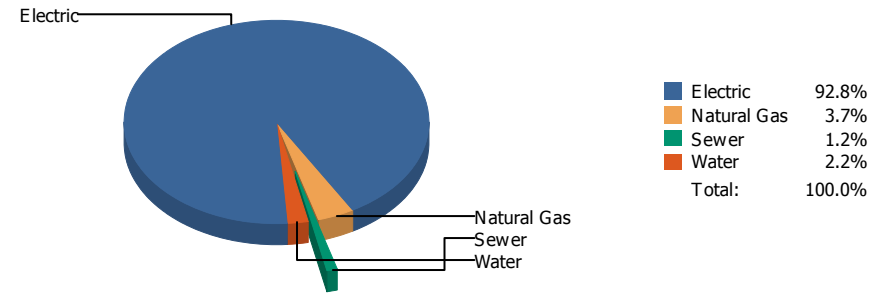
Commodity	Common Use	Energy Use	Energy Use / Area	Total Cost	Cost / Unit	Cost / Area
Place: [CLARDY] CLARDY 109 [BUILDING]						
Area: 70,700 SqFt						
Billing Period: Oct 2018						
ELECTRIC	31,378.00 kWh	107,093 KBtu	1.515 KBtu/SqFt	\$4,621.98	\$0.147 /kWh	\$0.065 /SqFt
NATURALGAS	216.00 CCF	22,248 KBtu	0.315 KBtu/SqFt	\$373.94	\$1.731 /CCF	\$0.005 /SqFt
SEWER	174.00 CCF			\$631.79	\$3.631 /CCF	\$0.009 /SqFt
WATER	541.00 CCF			\$2,286.34	\$4.226 /CCF	\$0.032 /SqFt
<b>Totals:</b>		<b>129,341 KBtu</b>	<b>1.829 KBtu/SqFt</b>	<b>\$7,914.05</b>		



## Energy

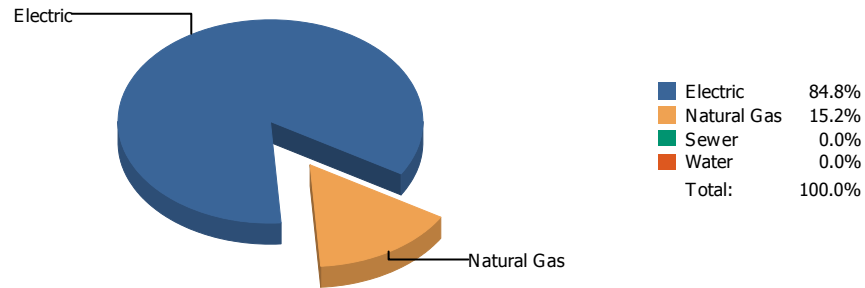


## Cost

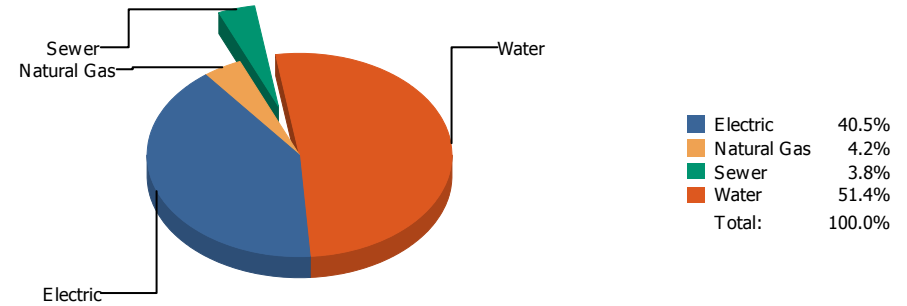


Commodity	Common Use	Energy Use	Energy Use / Area	Total Cost	Cost / Unit	Cost / Area
<b>Place: [CLEDENIN] CLEDENIN 149 [BUILDING]</b> <b>Area: 62,721 SqFt</b> <b>Billing Period: Oct 2018</b>						
ELECTRIC	50,631.00 kWh	172,804 KBtu	2.755 KBtu/SqFt	\$7,284.28	\$0.144 /kWh	\$0.116 /SqFt
NATURALGAS	319.00 CCF	32,857 KBtu	0.524 KBtu/SqFt	\$291.60	\$0.914 /CCF	\$0.005 /SqFt
SEWER	1.00 CCF			\$95.18	\$95.180 /CCF	\$0.002 /SqFt
WATER	16.00 CCF			\$175.10	\$10.944 /CCF	\$0.003 /SqFt
<b>Totals:</b>		<b>205,661 KBtu</b>	<b>3.279 KBtu/SqFt</b>	<b>\$7,846.16</b>		

## Energy

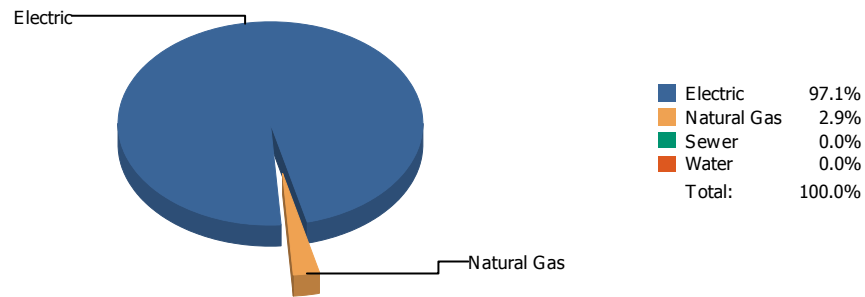


## Cost

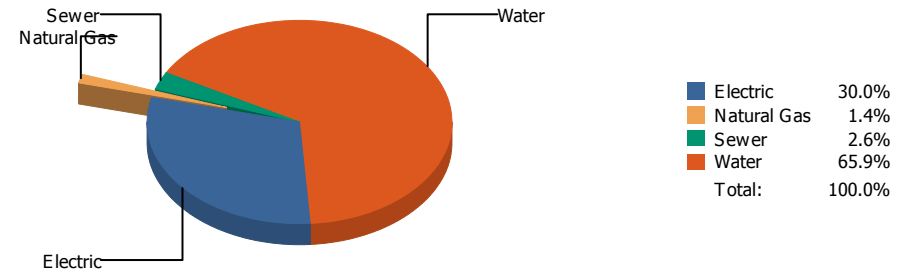


Commodity	Common Use	Energy Use	Energy Use / Area	Total Cost	Cost / Unit	Cost / Area
Place: [COLDWELL] COLDWELL 110 [BUILDING]						
Area: 67,310 SqFt						
Billing Period: Oct 2018						
ELECTRIC	32,774.00 kWh	111,858 KBtu	1.662 KBtu/SqFt	\$4,732.96	\$0.144 /kWh	\$0.070 /SqFt
NATURALGAS	195.00 CCF	20,085 KBtu	0.298 KBtu/SqFt	\$496.10	\$2.544 /CCF	\$0.007 /SqFt
SEWER	97.00 CCF			\$445.94	\$4.597 /CCF	\$0.006 /SqFt
WATER	959.00 CCF			\$6,011.78	\$6.269 /CCF	\$0.089 /SqFt
<b>Totals:</b>		<b>131,943 KBtu</b>	<b>1.960 KBtu/SqFt</b>	<b>\$11,686.78</b>		

## Energy

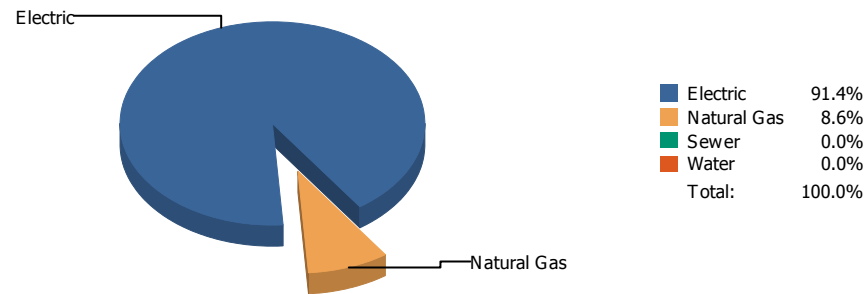


## Cost

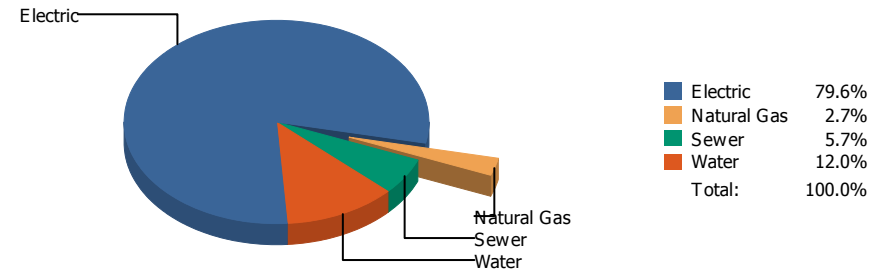


Commodity	Common Use	Energy Use	Energy Use / Area	Total Cost	Cost / Unit	Cost / Area
<b>Place: [COLLINS] COLLINS      142 [BUILDING]</b> <b>Area: 81,245 SqFt</b> <b>Billing Period: Oct 2018</b>						
ELECTRIC	46,409.00 kWh	158,394 KBtu	1.950 KBtu/SqFt	\$6,265.17	\$0.135 /kWh	\$0.077 /SqFt
NATURALGAS	46.00 CCF	4,738 KBtu	0.058 KBtu/SqFt	\$288.96	\$6.282 /CCF	\$0.004 /SqFt
SEWER	180.00 CCF			\$549.98	\$3.055 /CCF	\$0.007 /SqFt
WATER	2,100.00 CCF			\$13,751.10	\$6.548 /CCF	\$0.169 /SqFt
<b>Totals:</b>		<b>163,132 KBtu</b>	<b>2.008 KBtu/SqFt</b>	<b>\$20,855.21</b>		

## Energy

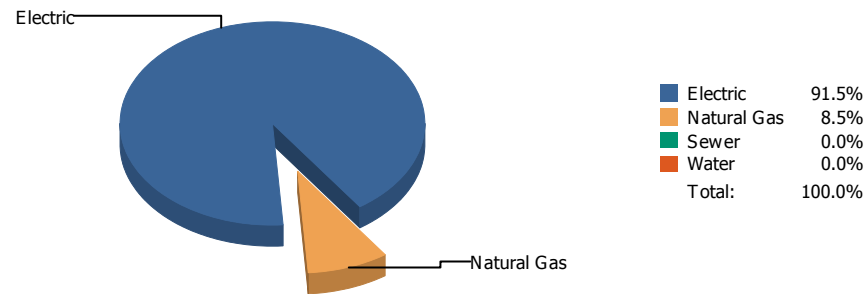


## Cost

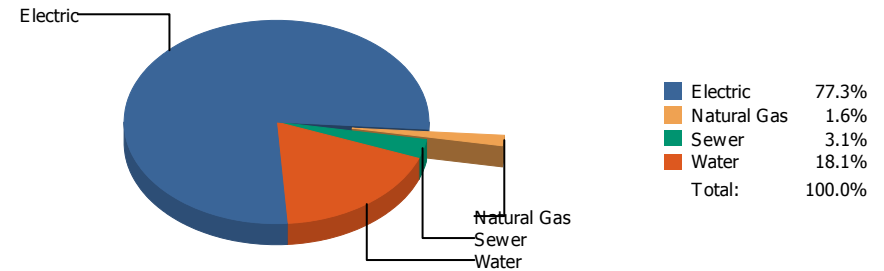


Commodity	Common Use	Energy Use	Energy Use / Area	Total Cost	Cost / Unit	Cost / Area
Place: [COOLEY] COOLEY 111 [BUILDING]						
Area: 95,590 SqFt						
Billing Period: Oct 2018						
ELECTRIC	81,600.00 kWh	278,501 KBtu	2.913 KBtu/SqFt	\$11,441.40	\$0.140 /kWh	\$0.120 /SqFt
NATURALGAS	255.00 CCF	26,265 KBtu	0.275 KBtu/SqFt	\$393.45	\$1.543 /CCF	\$0.004 /SqFt
SEWER	137.00 CCF			\$821.79	\$5.998 /CCF	\$0.008 /SqFt
WATER	420.00 CCF			\$1,725.49	\$4.108 /CCF	\$0.018 /SqFt
<b>Totals:</b>		<b>304,766 KBtu</b>	<b>3.188 KBtu/SqFt</b>	<b>\$14,382.13</b>		

## Energy

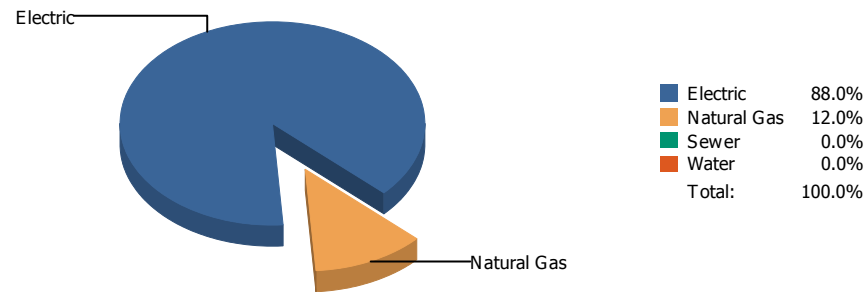


## Cost

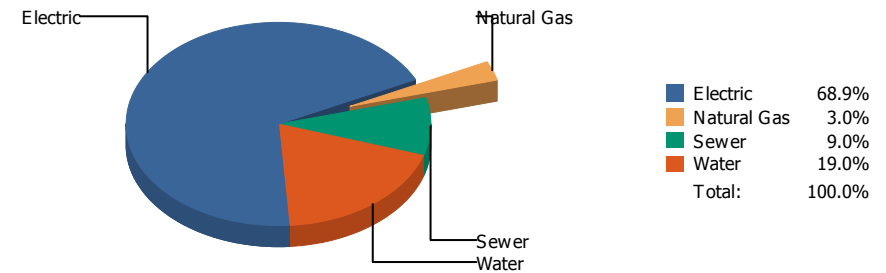


Commodity	Common Use	Energy Use	Energy Use / Area	Total Cost	Cost / Unit	Cost / Area
Place: [CORONADO] CORONADO 005 [BUILDING]						
Area: 406,757 SqFt						
Billing Period: Oct 2018						
ELECTRIC	298,026.00 kWh	1,017,163 KBtu	2.501 KBtu/SqFt	\$35,431.66	\$0.119 /kWh	\$0.086 /SqFt
NATURALGAS	920.00 CCF	94,760 KBtu	0.233 KBtu/SqFt	\$714.73	\$0.777 /CCF	\$0.002 /SqFt
SEWER	504.00 CCF			\$1,418.89	\$2.815 /CCF	\$0.003 /SqFt
WATER	1,992.00 CCF			\$8,288.26	\$4.161 /CCF	\$0.020 /SqFt
<b>Totals:</b>		<b>1,111,923 KBtu</b>	<b>2.734 KBtu/SqFt</b>	<b>\$45,853.54</b>		

## Energy

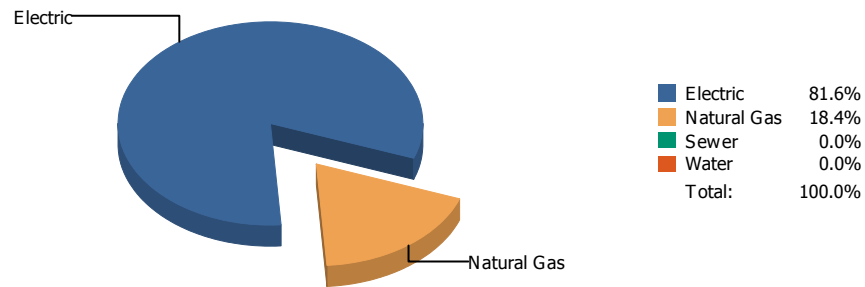


## Cost

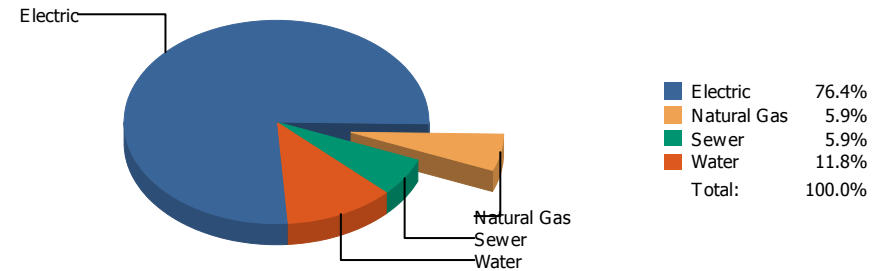


Commodity	Common Use	Energy Use	Energy Use / Area	Total Cost	Cost / Unit	Cost / Area
<b>Place: [CROCKETT_1] CROCKETT      112 [BUILDING]</b> <b>Area: 92,585 SqFt</b> <b>Billing Period: Oct 2018</b>						
ELECTRIC	36,367.00 kWh	124,121 KBtu	1.341 KBtu/SqFt	\$4,914.12	\$0.135 /kWh	\$0.053 /SqFt
NATURALGAS	164.00 CCF	16,892 KBtu	0.182 KBtu/SqFt	\$214.58	\$1.308 /CCF	\$0.002 /SqFt
SEWER	191.00 CCF			\$644.62	\$3.375 /CCF	\$0.007 /SqFt
WATER	334.00 CCF			\$1,354.45	\$4.055 /CCF	\$0.014 /SqFt
<b>Totals:</b>		<b>141,013 KBtu</b>	<b>1.523 KBtu/SqFt</b>	<b>\$7,127.77</b>		

## Energy

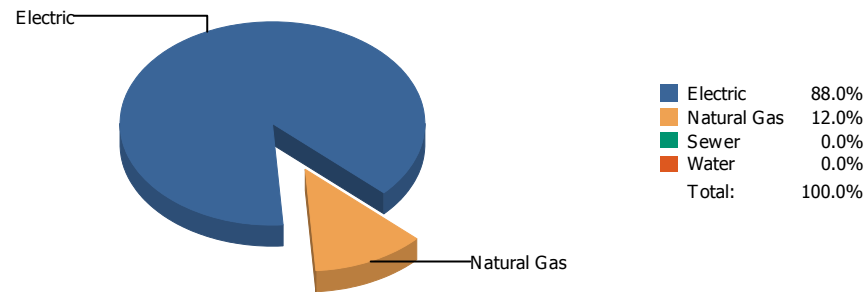


## Cost

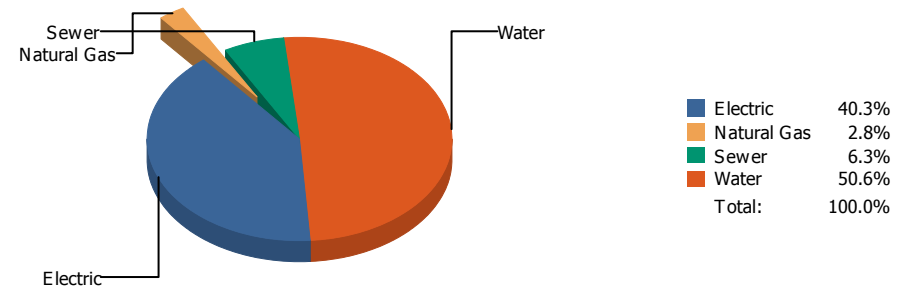


Commodity	Common Use	Energy Use	Energy Use / Area	Total Cost	Cost / Unit	Cost / Area
Place: [CROSBY] CROSBY 113 [BUILDING]						
Area: 83,100 SqFt						
Billing Period: Oct 2018						
ELECTRIC	38,079.00 kWh	129,964 KBtu	1.564 KBtu/SqFt	\$5,286.10	\$0.139 /kWh	\$0.064 /SqFt
NATURALGAS	284.00 CCF	29,252 KBtu	0.352 KBtu/SqFt	\$407.28	\$1.434 /CCF	\$0.005 /SqFt
SEWER	116.00 CCF			\$408.10	\$3.518 /CCF	\$0.005 /SqFt
WATER	258.00 CCF			\$815.12	\$3.159 /CCF	\$0.010 /SqFt
<b>Totals:</b>		<b>159,216 KBtu</b>	<b>1.916 KBtu/SqFt</b>	<b>\$6,916.60</b>		

## Energy



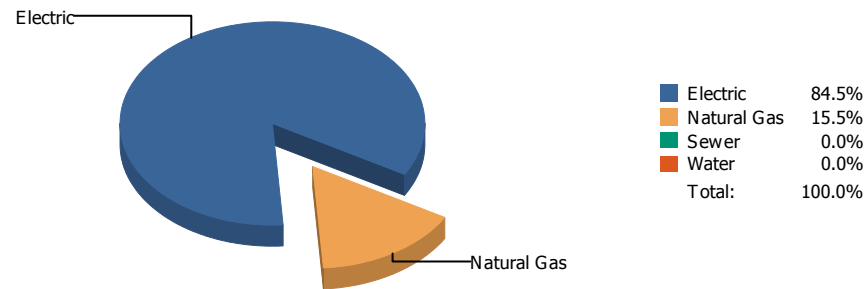
## Cost



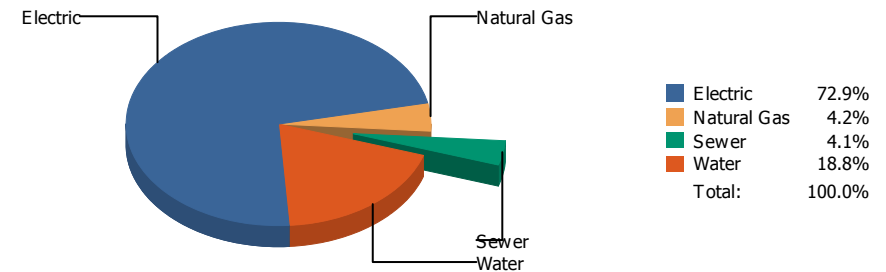
Commodity	Common Use	Energy Use	Energy Use / Area	Total Cost	Cost / Unit	Cost / Area
<b>Place: [DOUGLASS] DOUGLASS      114 [BUILDING]</b> <b>Area: 86,903 SqFt</b> <b>Billing Period: Oct 2018</b>						
ELECTRIC	39,562.00 kWh	135,025 KBtu	1.554 KBtu/SqFt	\$5,138.34	\$0.130 /kWh	\$0.059 /SqFt
NATURALGAS	178.00 CCF	18,334 KBtu	0.211 KBtu/SqFt	\$355.00	\$1.994 /CCF	\$0.004 /SqFt
SEWER	289.00 CCF			\$809.21	\$2.800 /CCF	\$0.009 /SqFt
WATER	1,306.00 CCF			\$6,454.56	\$4.942 /CCF	\$0.074 /SqFt
<b>Totals:</b>		<b>153,359 KBtu</b>	<b>1.765 KBtu/SqFt</b>	<b>\$12,757.11</b>		



## Energy

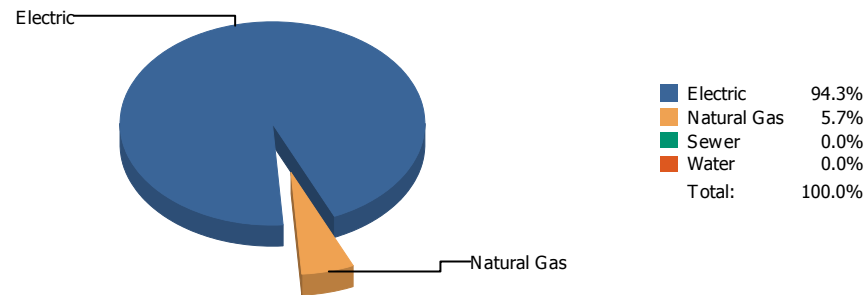


## Cost

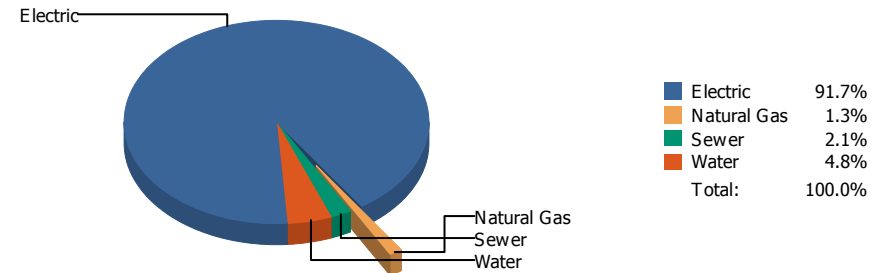


Commodity	Common Use	Energy Use	Energy Use / Area	Total Cost	Cost / Unit	Cost / Area
<b>Place: [DOWELL] DOWELL      115 [BUILDING]</b> <b>Area: 55,801 SqFt</b> <b>Billing Period: Oct 2018</b>						
ELECTRIC	23,769.00 kWh	81,124 KBtu	1.454 KBtu/SqFt	\$3,520.00	\$0.148 /kWh	\$0.063 /SqFt
NATURALGAS	145.00 CCF	14,935 KBtu	0.268 KBtu/SqFt	\$204.94	\$1.413 /CCF	\$0.004 /SqFt
SEWER	64.00 CCF			\$196.37	\$3.068 /CCF	\$0.004 /SqFt
WATER	213.00 CCF			\$908.77	\$4.267 /CCF	\$0.016 /SqFt
<b>Totals:</b>		<b>96,059 KBtu</b>	<b>1.721 KBtu/SqFt</b>	<b>\$4,830.08</b>		

## Energy

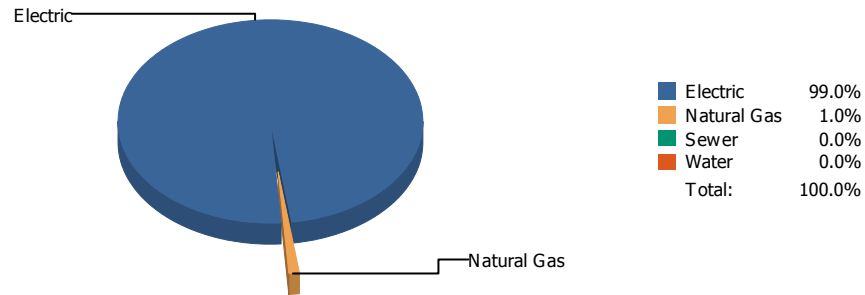


## Cost

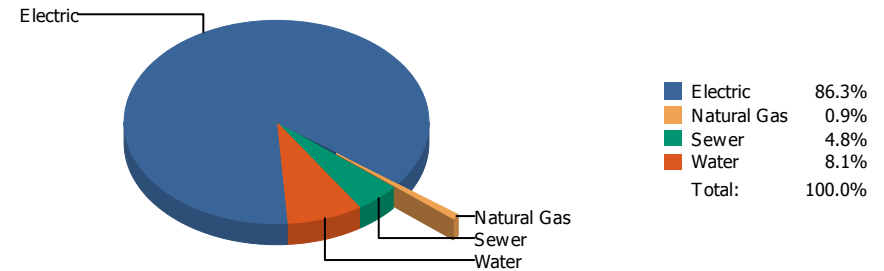


Commodity	Common Use	Energy Use	Energy Use / Area	Total Cost	Cost / Unit	Cost / Area
<b>Place: [DRHORNEDOMIDDLESCHOOL_1] DR. HORNEDO MIDDLE SCHOOL 058 [BUILDING]</b>						
<b>Area: 184,871 SqFt</b>						
<b>Billing Period: Oct 2018</b>						
ELECTRIC	130,679.00 kWh	446,007 KBtu	2.413 KBtu/SqFt	\$18,263.42	\$0.140 /kWh	\$0.099 /SqFt
NATURALGAS	260.00 CCF	26,780 KBtu	0.145 KBtu/SqFt	\$262.86	\$1.011 /CCF	\$0.001 /SqFt
SEWER	54.00 CCF			\$420.70	\$7.791 /CCF	\$0.002 /SqFt
WATER	157.00 CCF			\$962.85	\$6.133 /CCF	\$0.005 /SqFt
<b>Totals:</b>		<b>472,787 KBtu</b>	<b>2.557 KBtu/SqFt</b>	<b>\$19,909.83</b>		

## Energy

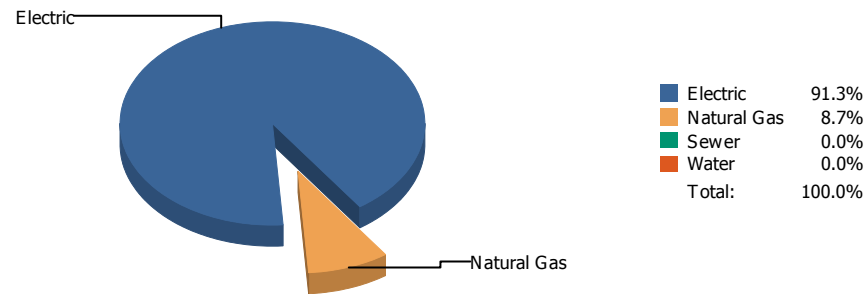


## Cost

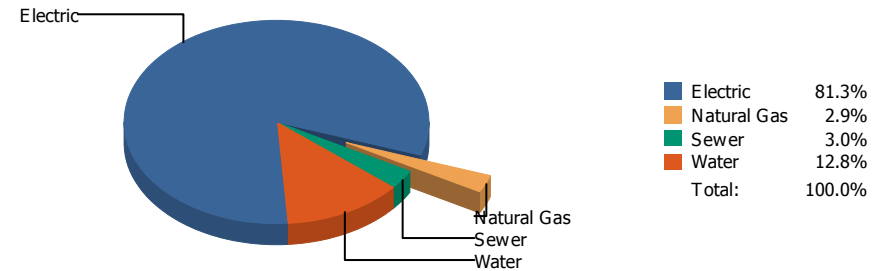


Commodity	Common Use	Energy Use	Energy Use / Area	Total Cost	Cost / Unit	Cost / Area
Place: [ED CENTER] ED CENTER 919 [BUILDING]						
Area: 220,243 SqFt						
Billing Period: Oct 2018						
ELECTRIC	275,353.00 kWh	939,780 KBtu	4.267 KBtu/SqFt	\$30,802.74	\$0.112 /kWh	\$0.139 /SqFt
NATURALGAS	94.00 CCF	9,682 KBtu	0.044 KBtu/SqFt	\$313.02	\$3.330 /CCF	\$0.001 /SqFt
SEWER	487.00 CCF			\$1,714.58	\$3.521 /CCF	\$0.008 /SqFt
WATER	916.00 CCF			\$2,876.06	\$3.140 /CCF	\$0.013 /SqFt
<b>Totals:</b>		<b>949,462 KBtu</b>	<b>4.311 KBtu/SqFt</b>	<b>\$35,706.40</b>		

## Energy

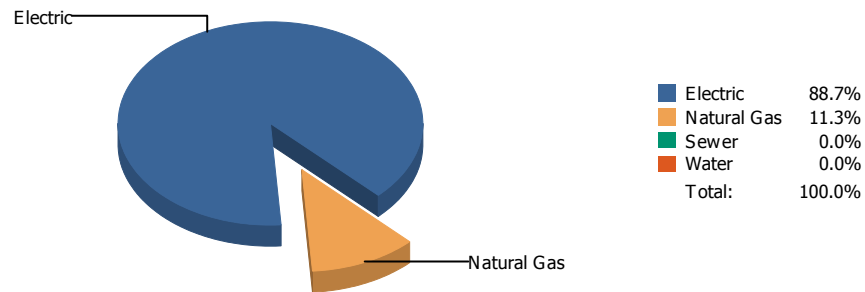


## Cost

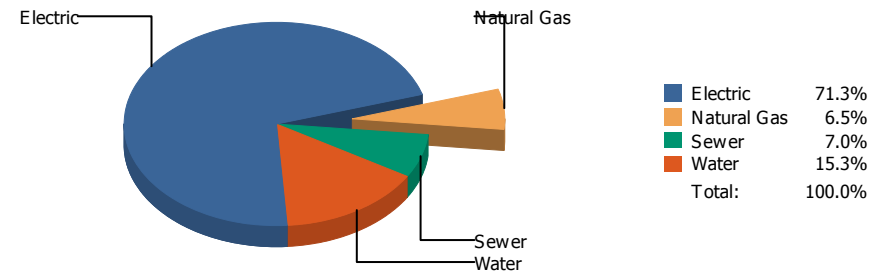


Commodity	Common Use	Energy Use	Energy Use / Area	Total Cost	Cost / Unit	Cost / Area
Place: [EL PASO] EL PASO HIGH 006 [BUILDING]						
Area: 236,062 SqFt						
Billing Period: Oct 2018						
ELECTRIC	213,705.00 kWh	729,375 KBtu	3.090 KBtu/SqFt	\$27,853.99	\$0.130 /kWh	\$0.118 /SqFt
NATURALGAS	674.00 CCF	69,422 KBtu	0.294 KBtu/SqFt	\$1,000.29	\$1.484 /CCF	\$0.004 /SqFt
SEWER	219.00 CCF			\$1,035.30	\$4.727 /CCF	\$0.004 /SqFt
WATER	828.00 CCF			\$4,383.65	\$5.294 /CCF	\$0.018 /SqFt
<b>Totals:</b>		<b>798,797 KBtu</b>	<b>3.384 KBtu/SqFt</b>	<b>\$34,273.23</b>		

## Energy

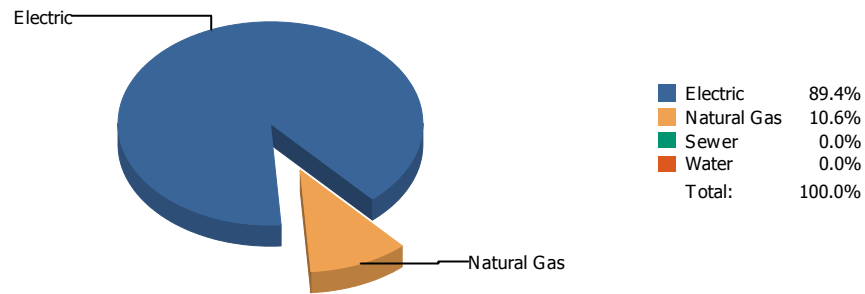


## Cost

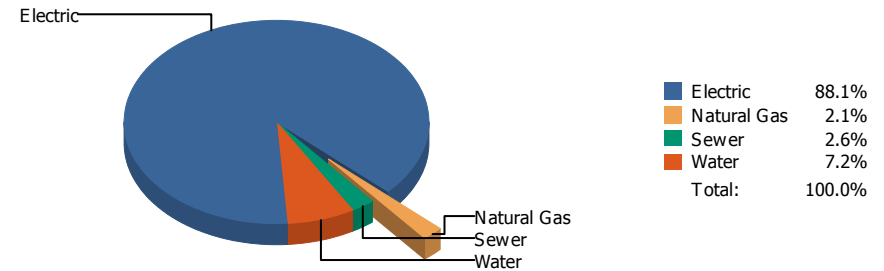


Commodity	Common Use	Energy Use	Energy Use / Area	Total Cost	Cost / Unit	Cost / Area
Place: [FANNIN] FANNIN 116 [BUILDING]						
Area: 73,291 SqFt						
Billing Period: Oct 2018						
ELECTRIC	41,370.00 kWh	141,196 KBtu	1.927 KBtu/SqFt	\$5,355.55	\$0.129 /kWh	\$0.073 /SqFt
NATURALGAS	175.00 CCF	18,025 KBtu	0.246 KBtu/SqFt	\$486.15	\$2.778 /CCF	\$0.007 /SqFt
SEWER	118.00 CCF			\$524.83	\$4.448 /CCF	\$0.007 /SqFt
WATER	276.00 CCF			\$1,149.79	\$4.166 /CCF	\$0.016 /SqFt
<b>Totals:</b>		<b>159,221 KBtu</b>	<b>2.172 KBtu/SqFt</b>	<b>\$7,516.32</b>		

## Energy

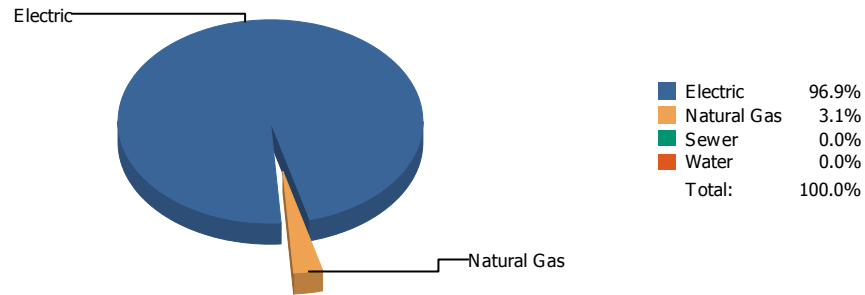


## Cost

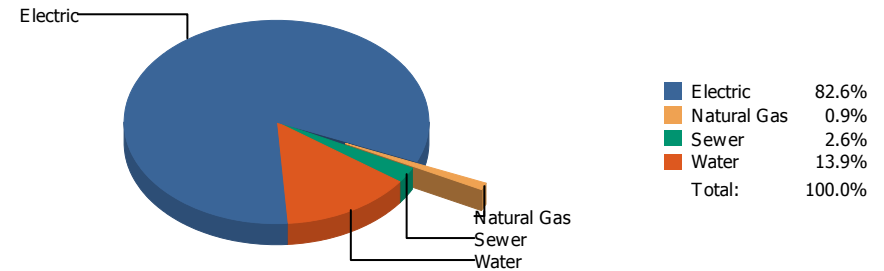


Commodity	Common Use	Energy Use	Energy Use / Area	Total Cost	Cost / Unit	Cost / Area
Place: [FRANKLIN] FRANKLIN HIGH SCHOOL 010 [BUILDING]						
Area: 329,377 SqFt						
Billing Period: Oct 2018						
ELECTRIC	300,980.00 kWh	1,027,245 KBtu	3.119 KBtu/SqFt	\$34,830.56	\$0.116 /kWh	\$0.105 /SqFt
NATURALGAS	1,179.00 CCF	121,437 KBtu	0.369 KBtu/SqFt	\$844.29	\$0.716 /CCF	\$0.003 /SqFt
SEWER	381.00 CCF			\$1,045.27	\$2.743 /CCF	\$0.003 /SqFt
WATER	846.00 CCF			\$2,832.06	\$3.348 /CCF	\$0.009 /SqFt
<b>Totals:</b>		<b>1,148,682 KBtu</b>	<b>3.487 KBtu/SqFt</b>	<b>\$39,552.18</b>		

## Energy

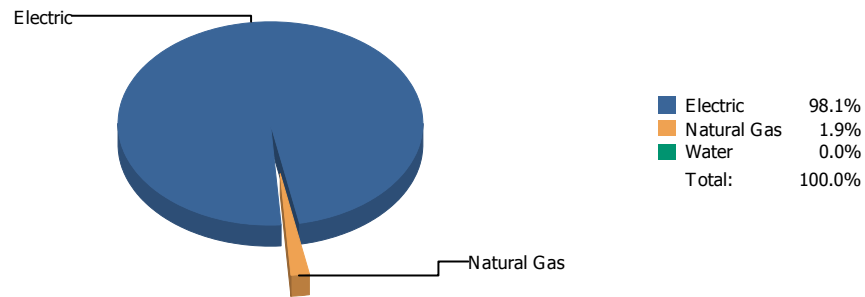


## Cost

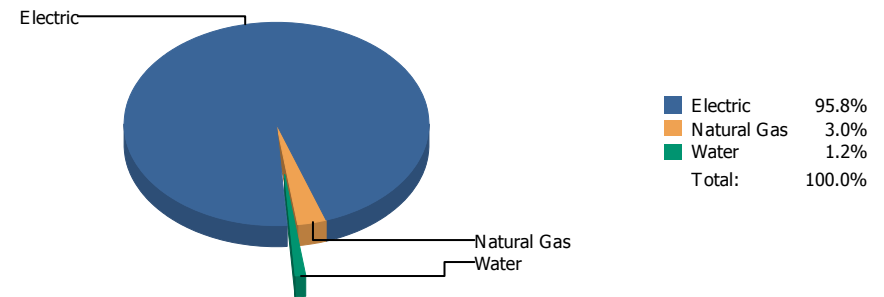


Commodity	Common Use	Energy Use	Energy Use / Area	Total Cost	Cost / Unit	Cost / Area
Place: [FRANKLIN9THGRADECENTER_2] FRANKLIN 9TH GRADE CENTER 053 [BUILDING]						
Area: 193,158 SqFt						
Billing Period: Oct 2018						
ELECTRIC	139,000.00 kWh	474,407 KBtu	2.456 KBtu/SqFt	\$18,613.30	\$0.134 /kWh	\$0.096 /SqFt
NATURALGAS	145.00 CCF	14,935 KBtu	0.077 KBtu/SqFt	\$205.46	\$1.417 /CCF	\$0.001 /SqFt
SEWER	143.00 CCF			\$590.69	\$4.131 /CCF	\$0.003 /SqFt
WATER	1,536.00 CCF			\$3,128.50	\$2.037 /CCF	\$0.016 /SqFt
<b>Totals:</b>		<b>489,342 KBtu</b>	<b>2.533 KBtu/SqFt</b>	<b>\$22,537.95</b>		

## Energy



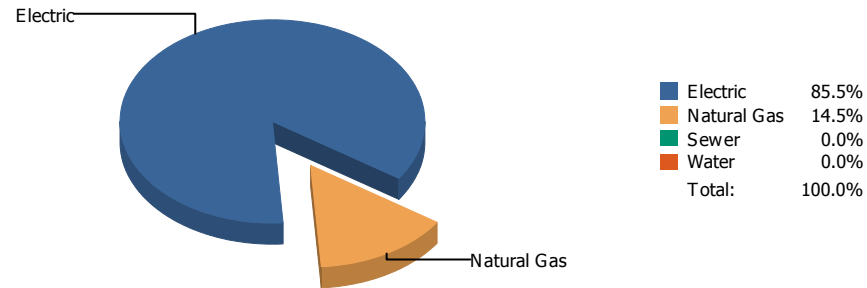
## Cost



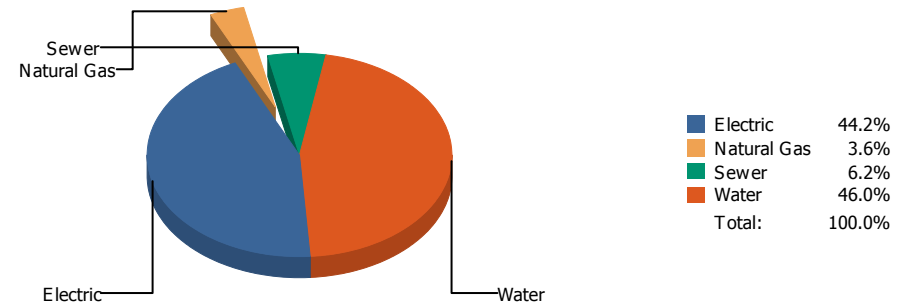
Commodity	Common Use	Energy Use	Energy Use / Area	Total Cost	Cost / Unit	Cost / Area
<b>Place: [GAMBLE] JAMES GAMBLE WAREHOUSE [BUILDING]</b>						
<b>Area: 53,241 SqFt</b>						
<b>Billing Period: Oct 2018</b>						
ELECTRIC	34,300.00 kWh	117,066 KBtu	2.199 KBtu/SqFt	\$4,536.39	\$0.132 /kWh	\$0.085 /SqFt
NATURALGAS	22.00 CCF	2,266 KBtu	0.043 KBtu/SqFt	\$143.90	\$6.541 /CCF	\$0.003 /SqFt
WATER	0.00 CCF			\$54.48	\$0.000 /CCF	\$0.001 /SqFt
<b>Totals:</b>		<b>119,332 KBtu</b>	<b>2.241 KBtu/SqFt</b>	<b>\$4,734.77</b>		



## Energy

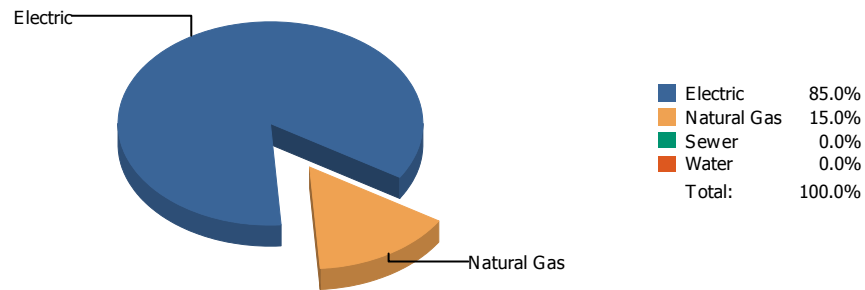


## Cost

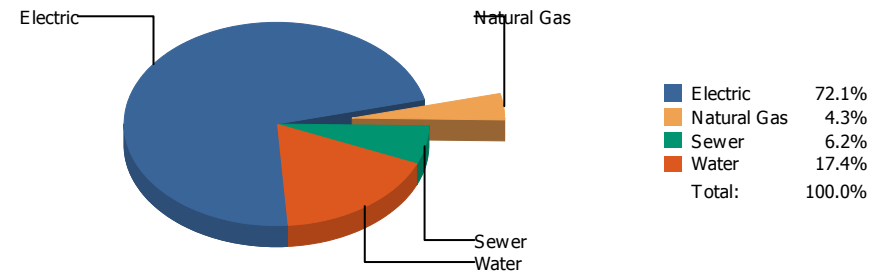


Commodity	Common Use	Energy Use	Energy Use / Area	Total Cost	Cost / Unit	Cost / Area
<b>Place: [GREEN] GREEN ELEMENTARY SCHOOL 162 [BUILDING]</b>						
<b>Area: 88,156 SqFt</b>						
<b>Billing Period: Oct 2018</b>						
ELECTRIC	40,200.00 kWh	137,203 KBtu	1.556 KBtu/SqFt	\$4,668.26	\$0.116 /kWh	\$0.053 /SqFt
NATURALGAS	226.00 CCF	23,278 KBtu	0.264 KBtu/SqFt	\$378.66	\$1.675 /CCF	\$0.004 /SqFt
SEWER	130.00 CCF			\$659.13	\$5.070 /CCF	\$0.007 /SqFt
WATER	803.00 CCF			\$4,863.03	\$6.056 /CCF	\$0.055 /SqFt
<b>Totals:</b>		<b>160,481 KBtu</b>	<b>1.820 KBtu/SqFt</b>	<b>\$10,569.08</b>		

## Energy

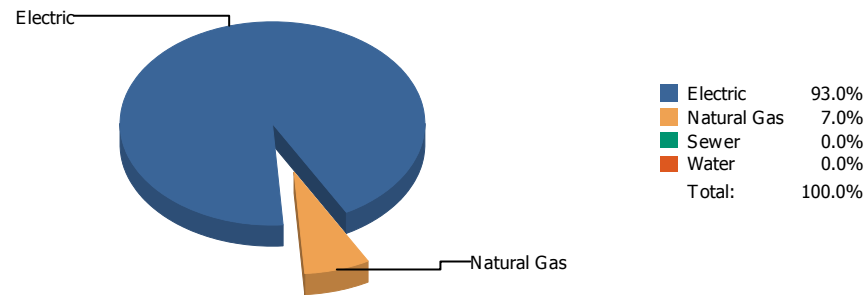


## Cost

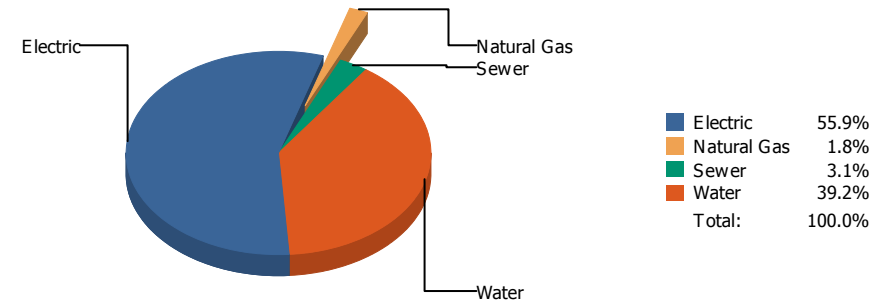


Commodity	Common Use	Energy Use	Energy Use / Area	Total Cost	Cost / Unit	Cost / Area
<b>Place: [GUERRERO] ROSA GUERRERO ELEMENTARY 163 [BUILDING]</b>						
<b>Area: 88,641 SqFt</b>						
<b>Billing Period: Oct 2018</b>						
ELECTRIC	47,380.00 kWh	161,708 KBtu	1.824 KBtu/SqFt	\$6,833.22	\$0.144 /kWh	\$0.077 /SqFt
NATURALGAS	276.00 CCF	28,428 KBtu	0.321 KBtu/SqFt	\$403.68	\$1.463 /CCF	\$0.005 /SqFt
SEWER	149.00 CCF			\$584.04	\$3.920 /CCF	\$0.006 /SqFt
WATER	584.00 CCF			\$1,653.19	\$2.831 /CCF	\$0.019 /SqFt
<b>Totals:</b>		<b>190,136 KBtu</b>	<b>2.145 KBtu/SqFt</b>	<b>\$9,474.13</b>		

## Energy

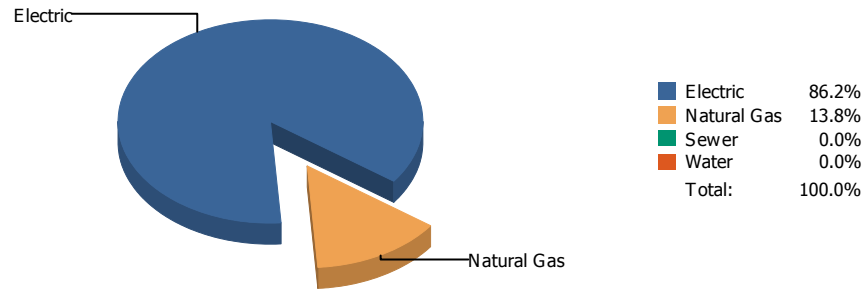


## Cost

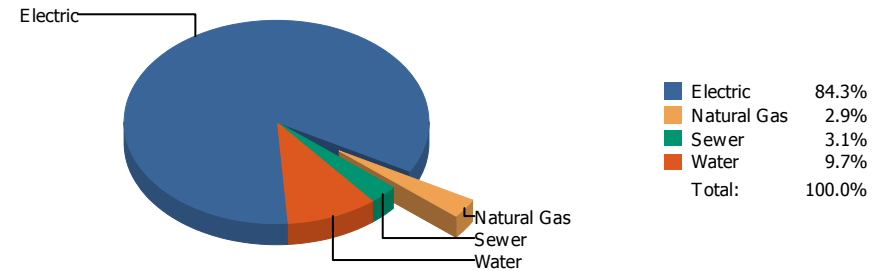


Commodity	Common Use	Energy Use	Energy Use / Area	Total Cost	Cost / Unit	Cost / Area
<b>Place: [GUILLEN] GUILLEN      044 [BUILDING]</b> <b>Area: 223,773 SqFt</b> <b>Billing Period: Oct 2018</b>						
ELECTRIC	104,890.00 kWh	357,990 KBtu	1.600 KBtu/SqFt	\$12,612.37	\$0.120 /kWh	\$0.056 /SqFt
NATURALGAS	260.00 CCF	26,780 KBtu	0.120 KBtu/SqFt	\$395.91	\$1.523 /CCF	\$0.002 /SqFt
SEWER	214.00 CCF			\$708.19	\$3.309 /CCF	\$0.003 /SqFt
WATER	1,701.00 CCF			\$8,831.70	\$5.192 /CCF	\$0.039 /SqFt
<b>Totals:</b>		<b>384,770 KBtu</b>	<b>1.719 KBtu/SqFt</b>	<b>\$22,548.17</b>		

## Energy

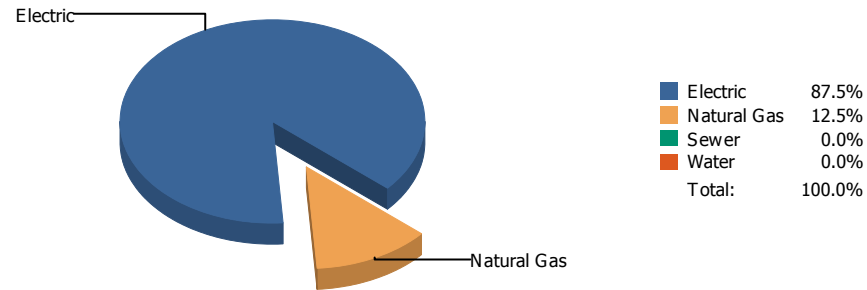


## Cost

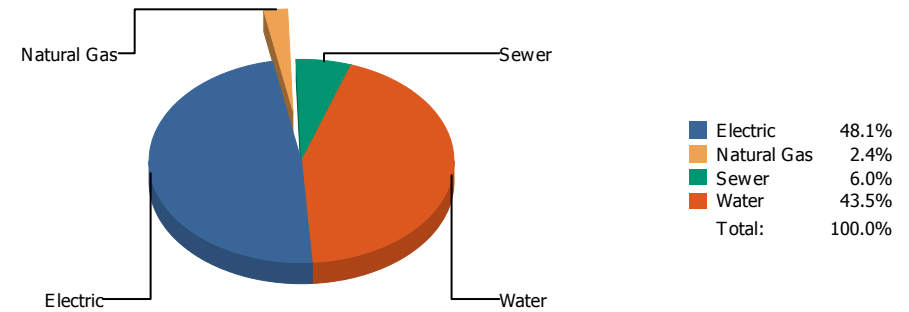


Commodity	Common Use	Energy Use	Energy Use / Area	Total Cost	Cost / Unit	Cost / Area
<b>Place: [HART] HART      118 [BUILDING]</b> <b>Area: 63,357 SqFt</b> <b>Billing Period: Oct 2018</b>						
ELECTRIC	63,960.00 kWh	218,295 KBtu	3.445 KBtu/SqFt	\$8,697.23	\$0.136 /kWh	\$0.137 /SqFt
NATURALGAS	340.00 CCF	35,020 KBtu	0.553 KBtu/SqFt	\$302.65	\$0.890 /CCF	\$0.005 /SqFt
SEWER	58.00 CCF			\$316.96	\$5.465 /CCF	\$0.005 /SqFt
WATER	215.00 CCF			\$1,005.31	\$4.676 /CCF	\$0.016 /SqFt
<b>Totals:</b>		<b>253,315 KBtu</b>	<b>3.998 KBtu/SqFt</b>	<b>\$10,322.15</b>		

## Energy

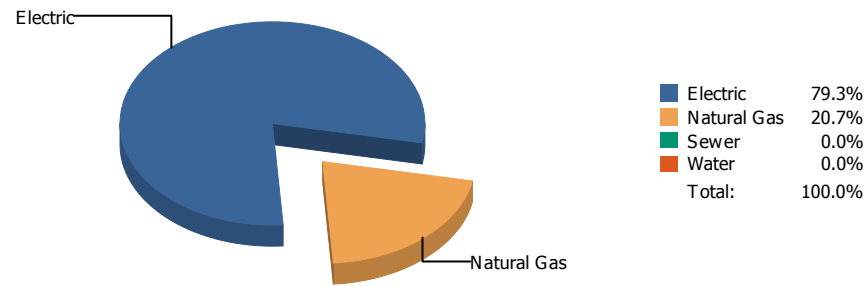


## Cost

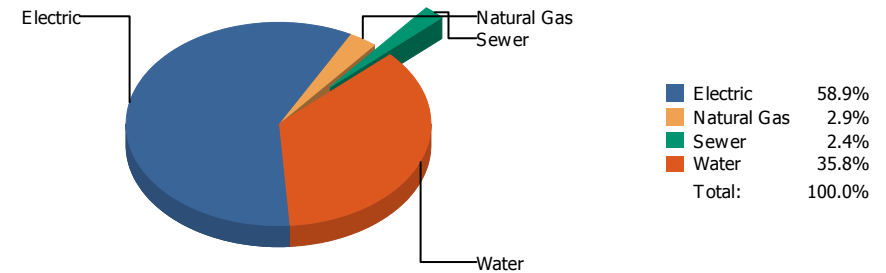


Commodity	Common Use	Energy Use	Energy Use / Area	Total Cost	Cost / Unit	Cost / Area
Place: [HAWKINS] HAWKINS 119 [BUILDING]						
Area: 57,207 SqFt						
Billing Period: Oct 2018						
ELECTRIC	32,922.00 kWh	112,363 KBtu	1.964 KBtu/SqFt	\$4,148.06	\$0.126 /kWh	\$0.072 /SqFt
NATURALGAS	156.00 CCF	16,068 KBtu	0.281 KBtu/SqFt	\$210.94	\$1.352 /CCF	\$0.004 /SqFt
SEWER	172.00 CCF			\$515.06	\$2.995 /CCF	\$0.009 /SqFt
WATER	744.00 CCF			\$3,752.67	\$5.044 /CCF	\$0.065 /SqFt
<b>Totals:</b>		<b>128,431 KBtu</b>	<b>2.245 KBtu/SqFt</b>	<b>\$8,626.73</b>		

## Energy

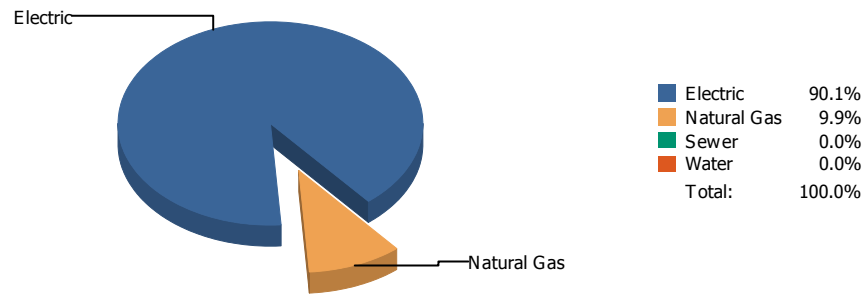


## Cost

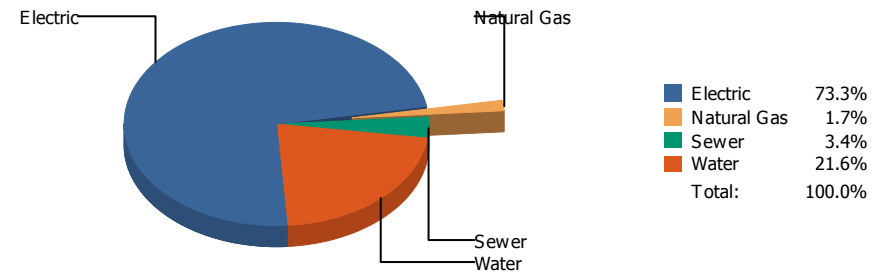


Commodity	Common Use	Energy Use	Energy Use / Area	Total Cost	Cost / Unit	Cost / Area
Place: [HENDERSO] HENDERSON 041 [BUILDING]						
Area: 145,254 SqFt						
Billing Period: Oct 2018						
ELECTRIC	61,368.00 kWh	209,449 KBtu	1.442 KBtu/SqFt	\$7,966.88	\$0.130 /kWh	\$0.055 /SqFt
NATURALGAS	532.00 CCF	54,796 KBtu	0.377 KBtu/SqFt	\$398.00	\$0.748 /CCF	\$0.003 /SqFt
SEWER	124.00 CCF			\$330.11	\$2.662 /CCF	\$0.002 /SqFt
WATER	1,001.00 CCF			\$4,838.43	\$4.834 /CCF	\$0.033 /SqFt
<b>Totals:</b>		<b>264,245 KBtu</b>	<b>1.819 KBtu/SqFt</b>	<b>\$13,533.42</b>		

## Energy



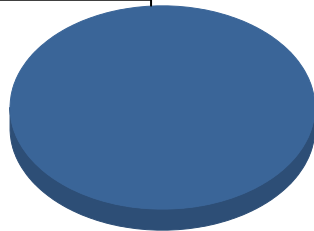
## Cost



Commodity	Common Use	Energy Use	Energy Use / Area	Total Cost	Cost / Unit	Cost / Area
Place: [HERRERA_1] HERRERA ELEMENTARY 174 [BUILDING]						
Area: 86,275 SqFt						
Billing Period: Oct 2018						
ELECTRIC	78,000.00 kWh	266,214 KBtu	3.086 KBtu/SqFt	\$11,546.65	\$0.148 /kWh	\$0.134 /SqFt
NATURALGAS	284.00 CCF	29,252 KBtu	0.339 KBtu/SqFt	\$274.86	\$0.968 /CCF	\$0.003 /SqFt
SEWER	111.00 CCF			\$529.57	\$4.771 /CCF	\$0.006 /SqFt
WATER	676.00 CCF			\$3,403.37	\$5.035 /CCF	\$0.039 /SqFt
<b>Totals:</b>		<b>295,466 KBtu</b>	<b>3.425 KBtu/SqFt</b>	<b>\$15,754.45</b>		

## Energy

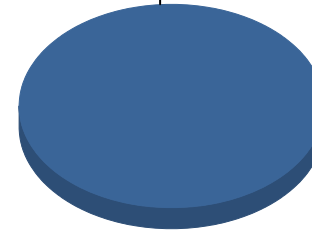
Electric



■ Electric 100.0%  
Total: 100.0%

## Cost

Electric

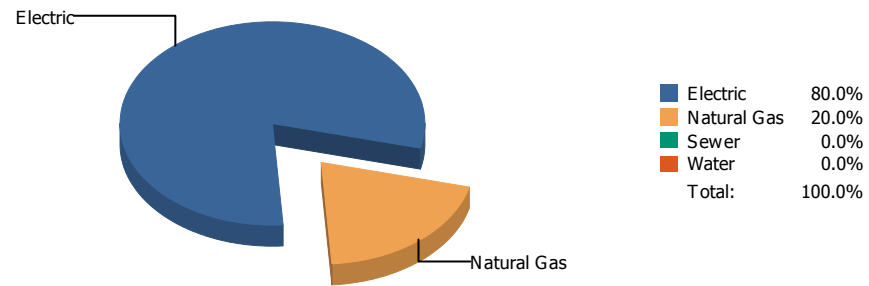


■ Electric 100.0%  
Total: 100.0%

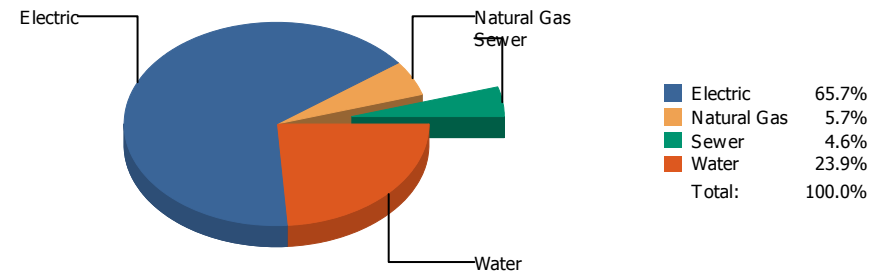
Commodity	Common Use	Energy Use	Energy Use / Area	Total Cost	Cost / Unit	Cost / Area
Place: [HIGHLAND] HIGHLAND/ANNEX 120 [BUILDING]						
Area: 33,705 SqFt						
Billing Period: Oct 2018						
ELECTRIC	28,960.00 kWh	98,840 KBtu	2.933 KBtu/SqFt	\$2,456.74	\$0.085 /kWh	\$0.073 /SqFt
<b>Totals:</b>		<b>98,840 KBtu</b>	<b>2.933 KBtu/SqFt</b>	<b>\$2,456.74</b>		



## Energy

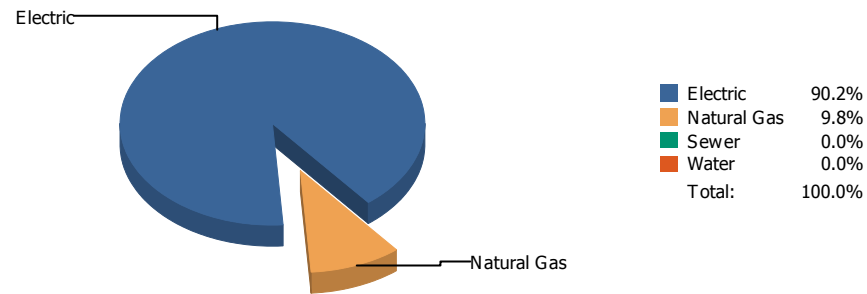


## Cost

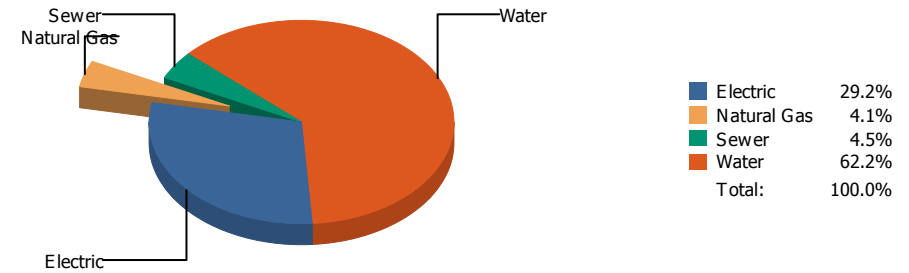


Commodity	Common Use	Energy Use	Energy Use / Area	Total Cost	Cost / Unit	Cost / Area
<b>Place: [HILLSIDE] HILLSIDE 121 [BUILDING]</b> <b>Area: 80,656 SqFt</b> <b>Billing Period: Oct 2018</b>						
ELECTRIC	51,771.00 kWh	176,694 KBtu	2.191 KBtu/SqFt	\$7,056.89	\$0.136 /kWh	\$0.087 /SqFt
NATURALGAS	428.00 CCF	44,084 KBtu	0.547 KBtu/SqFt	\$613.12	\$1.433 /CCF	\$0.008 /SqFt
SEWER	104.00 CCF			\$498.09	\$4.789 /CCF	\$0.006 /SqFt
WATER	511.00 CCF			\$2,568.00	\$5.025 /CCF	\$0.032 /SqFt
<b>Totals:</b>		<b>220,778 KBtu</b>	<b>2.737 KBtu/SqFt</b>	<b>\$10,736.10</b>		

## Energy

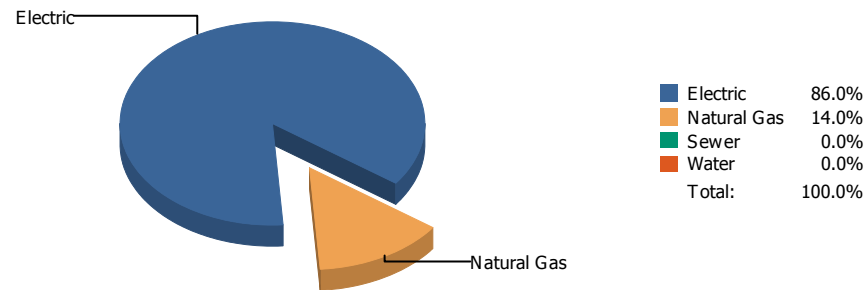


## Cost

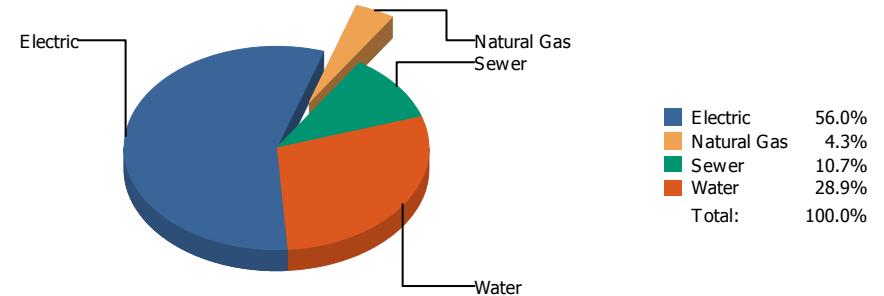


Commodity	Common Use	Energy Use	Energy Use / Area	Total Cost	Cost / Unit	Cost / Area
<b>Place: [HOUSTON] HOUSTON      122 [BUILDING]</b> <b>Area: 84,178 SqFt</b> <b>Billing Period: Oct 2018</b>						
ELECTRIC	26,200.00 kWh	89,421 KBtu	1.062 KBtu/SqFt	\$3,200.83	\$0.122 /kWh	\$0.038 /SqFt
NATURALGAS	94.00 CCF	9,682 KBtu	0.115 KBtu/SqFt	\$445.90	\$4.744 /CCF	\$0.005 /SqFt
SEWER	95.00 CCF			\$496.04	\$5.221 /CCF	\$0.006 /SqFt
WATER	1,337.00 CCF			\$6,820.98	\$5.102 /CCF	\$0.081 /SqFt
<b>Totals:</b>		<b>99,103 KBtu</b>	<b>1.177 KBtu/SqFt</b>	<b>\$10,963.75</b>		

## Energy

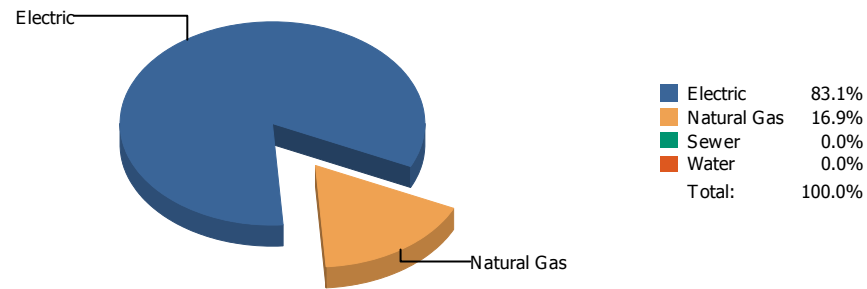


## Cost

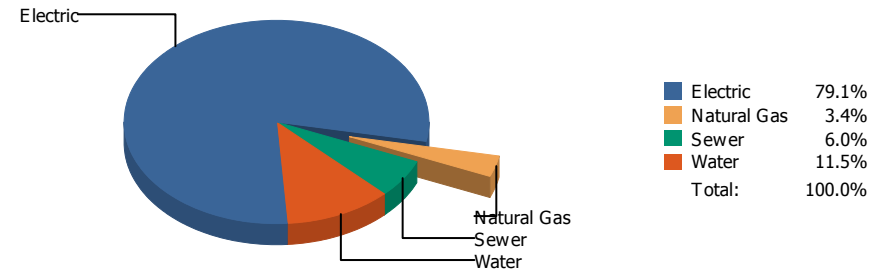


Commodity	Common Use	Energy Use	Energy Use / Area	Total Cost	Cost / Unit	Cost / Area
<b>Place: [HUGHEY] HUGHEY      123 [BUILDING]</b> <b>Area: 74,815 SqFt</b> <b>Billing Period: Oct 2018</b>						
ELECTRIC	43,643.00 kWh	148,954 KBtu	1.991 KBtu/SqFt	\$6,669.45	\$0.153 /kWh	\$0.089 /SqFt
NATURALGAS	235.00 CCF	24,205 KBtu	0.324 KBtu/SqFt	\$516.34	\$2.197 /CCF	\$0.007 /SqFt
SEWER	461.00 CCF			\$1,273.23	\$2.762 /CCF	\$0.017 /SqFt
WATER	1,033.00 CCF			\$3,446.26	\$3.336 /CCF	\$0.046 /SqFt
<b>Totals:</b>		<b>173,159 KBtu</b>	<b>2.314 KBtu/SqFt</b>	<b>\$11,905.28</b>		

## Energy

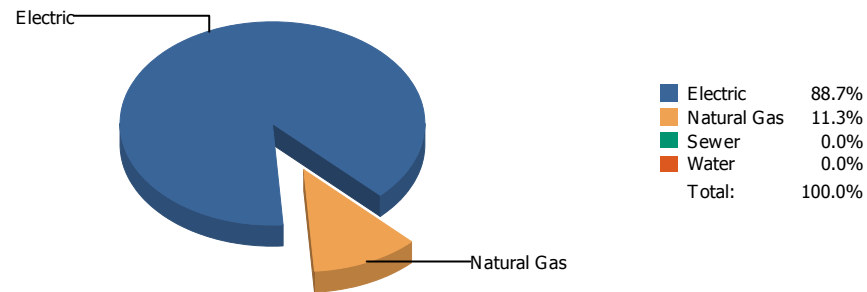


## Cost

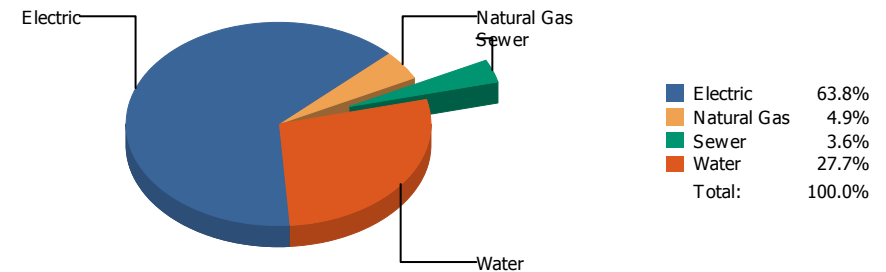


Commodity	Common Use	Energy Use	Energy Use / Area	Total Cost	Cost / Unit	Cost / Area
<b>Place: [IRVIN] IRVIN      008 [BUILDING]</b> <b>Area: 303,804 SqFt</b> <b>Billing Period: Oct 2018</b>						
ELECTRIC	130,684.00 kWh	446,024 KBtu	1.468 KBtu/SqFt	\$16,224.56	\$0.124 /kWh	\$0.053 /SqFt
NATURALGAS	878.00 CCF	90,434 KBtu	0.298 KBtu/SqFt	\$694.40	\$0.791 /CCF	\$0.002 /SqFt
SEWER	538.00 CCF			\$1,233.76	\$2.293 /CCF	\$0.004 /SqFt
WATER	940.00 CCF			\$2,364.16	\$2.515 /CCF	\$0.008 /SqFt
<b>Totals:</b>		<b>536,458 KBtu</b>	<b>1.766 KBtu/SqFt</b>	<b>\$20,516.88</b>		

## Energy

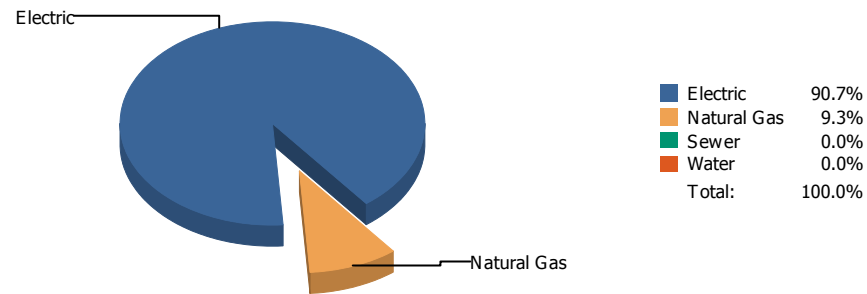


## Cost

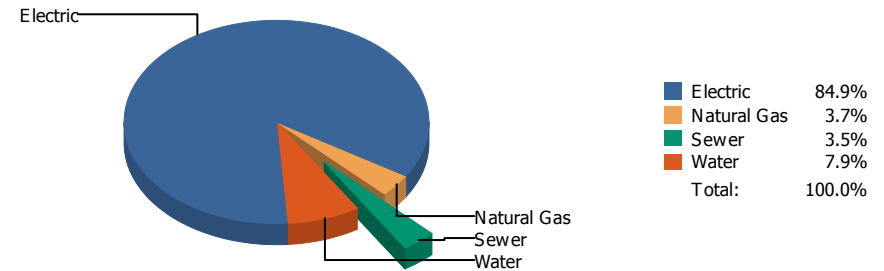


Commodity	Common Use	Energy Use	Energy Use / Area	Total Cost	Cost / Unit	Cost / Area
Place: [JEFFERSN] JEFFERSON 009 [BUILDING]						
Area: 257,708 SqFt						
Billing Period: Oct 2018						
ELECTRIC	157,509.00 kWh	537,578 KBtu	2.086 KBtu/SqFt	\$18,288.51	\$0.116 /kWh	\$0.070 /SqFt
NATURALGAS	664.00 CCF	68,392 KBtu	0.265 KBtu/SqFt	\$1,395.97	\$2.102 /CCF	\$0.005 /SqFt
SEWER	272.00 CCF			\$1,035.84	\$3.808 /CCF	\$0.004 /SqFt
WATER	1,674.00 CCF			\$7,939.45	\$4.743 /CCF	\$0.030 /SqFt
<b>Totals:</b>		<b>605,970 KBtu</b>	<b>2.351 KBtu/SqFt</b>	<b>\$28,659.77</b>		

## Energy

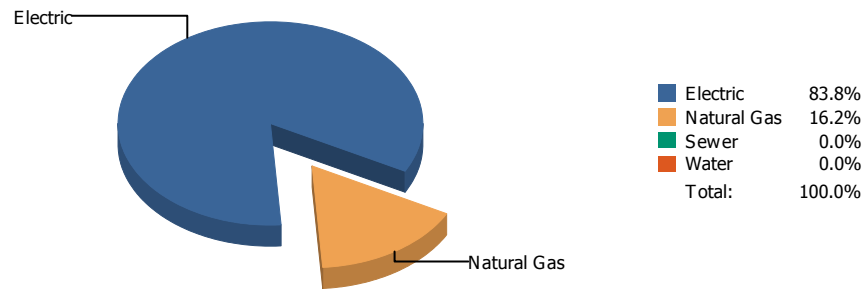


## Cost

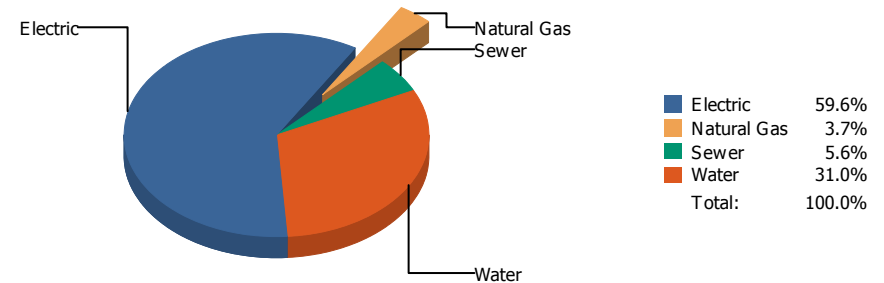


Commodity	Common Use	Energy Use	Energy Use / Area	Total Cost	Cost / Unit	Cost / Area
Place: [JOHNSON] L.B. JOHNSON 155 [BUILDING]						
Area: 87,993 SqFt						
Billing Period: Oct 2018						
ELECTRIC	72,900.00 kWh	248,808 KBtu	2.828 KBtu/SqFt	\$9,019.04	\$0.124 /kWh	\$0.102 /SqFt
NATURALGAS	248.00 CCF	25,544 KBtu	0.290 KBtu/SqFt	\$389.37	\$1.570 /CCF	\$0.004 /SqFt
SEWER	87.00 CCF			\$372.35	\$4.280 /CCF	\$0.004 /SqFt
WATER	317.00 CCF			\$838.03	\$2.644 /CCF	\$0.009 /SqFt
<b>Totals:</b>		<b>274,352 KBtu</b>	<b>3.118 KBtu/SqFt</b>	<b>\$10,618.79</b>		

## Energy

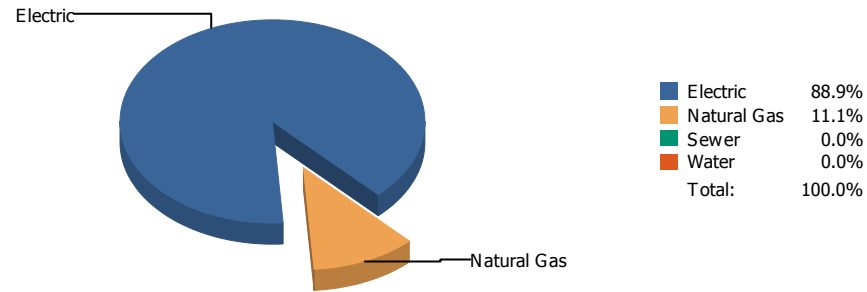


## Cost

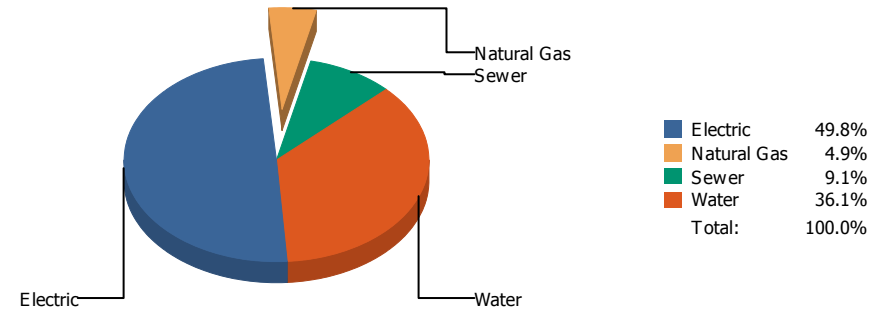


Commodity	Common Use	Energy Use	Energy Use / Area	Total Cost	Cost / Unit	Cost / Area
<b>Place: [KOHLBERG] KOHLBERG ELEMENTARY [BUILDING]</b>						
<b>Area: 99,884 SqFt</b>						
<b>Billing Period: Oct 2018</b>						
ELECTRIC	52,680.00 kWh	179,797 KBtu	1.800 KBtu/SqFt	\$6,969.97	\$0.132 /kWh	\$0.070 /SqFt
NATURALGAS	337.00 CCF	34,711 KBtu	0.348 KBtu/SqFt	\$434.38	\$1.289 /CCF	\$0.004 /SqFt
SEWER	197.00 CCF			\$656.58	\$3.333 /CCF	\$0.007 /SqFt
WATER	748.00 CCF			\$3,628.52	\$4.851 /CCF	\$0.036 /SqFt
<b>Totals:</b>		<b>214,508 KBtu</b>	<b>2.148 KBtu/SqFt</b>	<b>\$11,689.45</b>		

## Energy



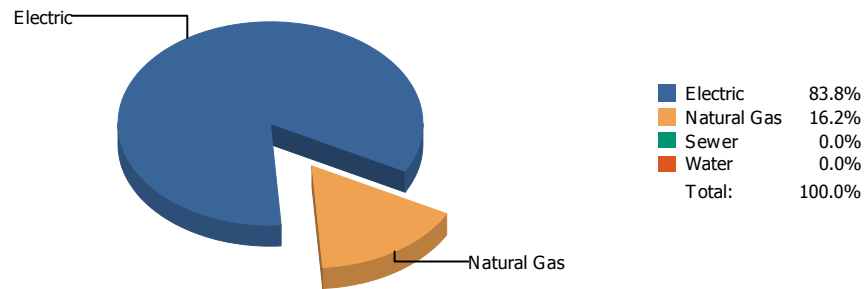
## Cost



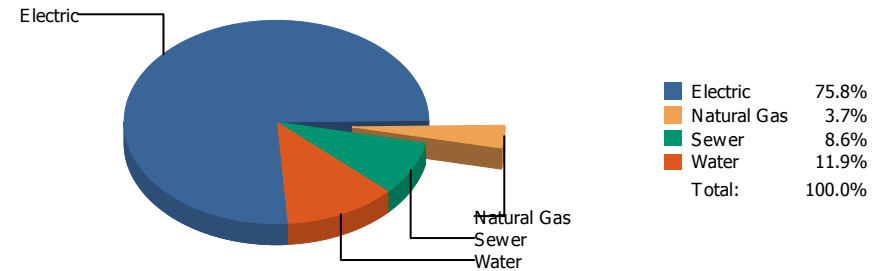
Commodity	Common Use	Energy Use	Energy Use / Area	Total Cost	Cost / Unit	Cost / Area
<b>Place: [LAMAR] LAMAR      125 [BUILDING]</b> <b>Area: 76,252 SqFt</b> <b>Billing Period: Oct 2018</b>						
ELECTRIC	36,900.00 kWh	125,940 KBtu	1.652 KBtu/SqFt	\$4,788.68	\$0.130 /kWh	\$0.063 /SqFt
NATURALGAS	153.00 CCF	15,759 KBtu	0.207 KBtu/SqFt	\$475.22	\$3.106 /CCF	\$0.006 /SqFt
SEWER	195.00 CCF			\$878.08	\$4.503 /CCF	\$0.011 /SqFt
WATER	753.00 CCF			\$3,471.96	\$4.611 /CCF	\$0.045 /SqFt
<b>Totals:</b>		<b>141,699 KBtu</b>	<b>1.858 KBtu/SqFt</b>	<b>\$9,613.94</b>		



## Energy

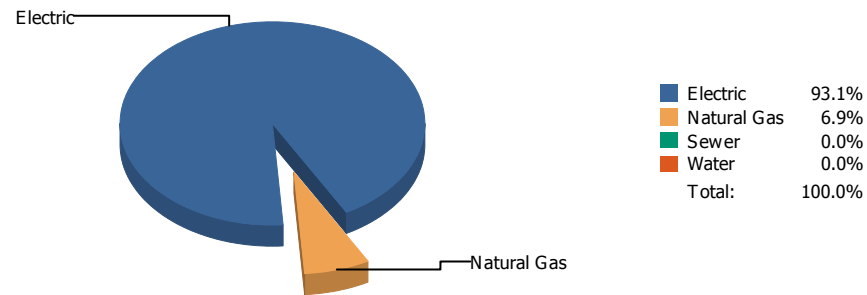


## Cost

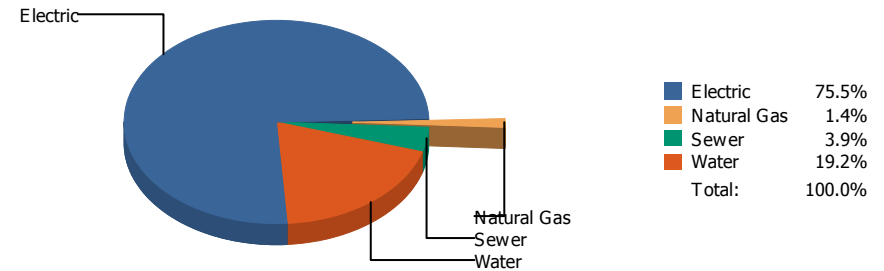


Commodity	Common Use	Energy Use	Energy Use / Area	Total Cost	Cost / Unit	Cost / Area
<b>Place: [LEE] LEE 150 [BUILDING]</b> <b>Area: 78,368 SqFt</b> <b>Billing Period: Oct 2018</b>						
ELECTRIC	37,260.00 kWh	127,168 KBtu	1.623 KBtu/SqFt	\$5,128.39	\$0.138 /kWh	\$0.065 /SqFt
NATURALGAS	238.00 CCF	24,514 KBtu	0.313 KBtu/SqFt	\$251.38	\$1.056 /CCF	\$0.003 /SqFt
SEWER	101.00 CCF			\$584.60	\$5.788 /CCF	\$0.007 /SqFt
WATER	152.00 CCF			\$801.87	\$5.275 /CCF	\$0.010 /SqFt
<b>Totals:</b>		<b>151,682 KBtu</b>	<b>1.936 KBtu/SqFt</b>	<b>\$6,766.24</b>		

## Energy



## Cost



Commodity	Common Use	Energy Use	Energy Use / Area	Total Cost	Cost / Unit	Cost / Area
Place: [LINCOLN] LINCOLN 051 [BUILDING]						
Area: 163,678 SqFt						
Billing Period: Oct 2018						
ELECTRIC	148,750.00 kWh	507,684 KBtu	3.102 KBtu/SqFt	\$17,260.39	\$0.116 /kWh	\$0.105 /SqFt
NATURALGAS	366.00 CCF	37,698 KBtu	0.230 KBtu/SqFt	\$315.81	\$0.863 /CCF	\$0.002 /SqFt
SEWER	365.00 CCF			\$903.33	\$2.475 /CCF	\$0.006 /SqFt
WATER	1,124.00 CCF			\$4,395.59	\$3.911 /CCF	\$0.027 /SqFt
<b>Totals:</b>		<b>545,382 KBtu</b>	<b>3.332 KBtu/SqFt</b>	<b>\$22,875.12</b>		

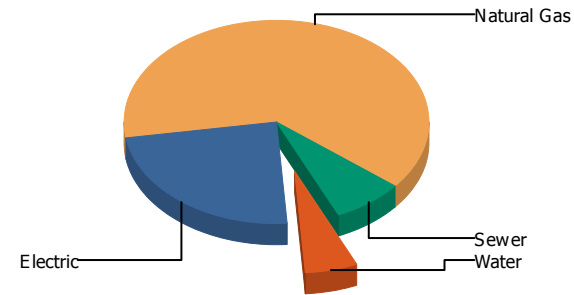
## Energy

Electric



Electric	100.0%
Natural Gas	0.0%
Sewer	0.0%
Water	0.0%
<b>Total</b>	<b>100.0%</b>

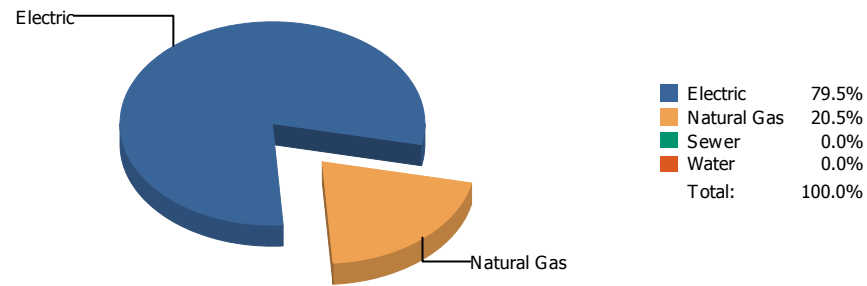
## Cost



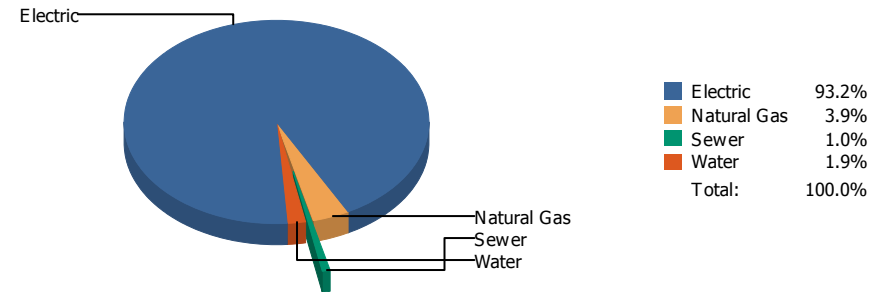
Electric	23.6%
Natural Gas	63.3%
Sewer	7.7%
Water	5.5%
<b>Total</b>	<b>100.0%</b>

Commodity	Common Use	Energy Use	Energy Use / Area	Total Cost	Cost / Unit	Cost / Area
Place: [LIVE MAT] LIVE MATERIAL CENTER 929 [BUILDING]						
Area: 2,483 SqFt						
Billing Period: Oct 2018						
ELECTRIC	502.00 kWh	1,713 KBtu	0.690 KBtu/SqFt	\$99.20	\$0.198 /kWh	\$0.040 /SqFt
NATURALGAS	0.00 CCF	0 KBtu	0.000 KBtu/SqFt	\$266.10	\$0.000 /CCF	\$0.107 /SqFt
SEWER	1.00 CCF			\$32.19	\$32.190 /CCF	\$0.013 /SqFt
WATER	4.00 CCF			\$22.92	\$5.730 /CCF	\$0.009 /SqFt
<b>Totals:</b>		<b>1,713 KBtu</b>	<b>0.690 KBtu/SqFt</b>	<b>\$420.41</b>		

## Energy

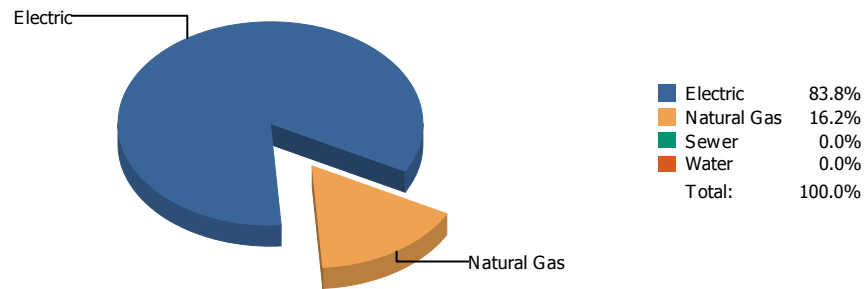


## Cost

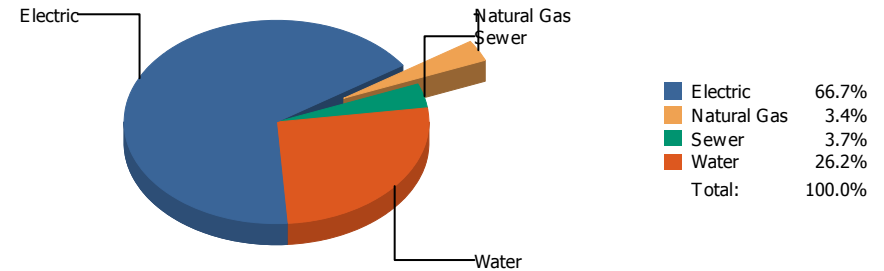


Commodity	Common Use	Energy Use	Energy Use / Area	Total Cost	Cost / Unit	Cost / Area
<b>Place: [LOGAN] LOGAN      128 [BUILDING]</b> <b>Area: 72,248 SqFt</b> <b>Billing Period: Oct 2018</b>						
ELECTRIC	65,000.00 kWh	221,845 KBtu	3.071 KBtu/SqFt	\$9,871.06	\$0.152 /kWh	\$0.137 /SqFt
NATURALGAS	557.00 CCF	57,371 KBtu	0.794 KBtu/SqFt	\$408.69	\$0.734 /CCF	\$0.006 /SqFt
SEWER	5.00 CCF			\$102.82	\$20.564 /CCF	\$0.001 /SqFt
WATER	45.00 CCF			\$204.76	\$4.550 /CCF	\$0.003 /SqFt
<b>Totals:</b>		<b>279,216 KBtu</b>	<b>3.865 KBtu/SqFt</b>	<b>\$10,587.33</b>		

## Energy

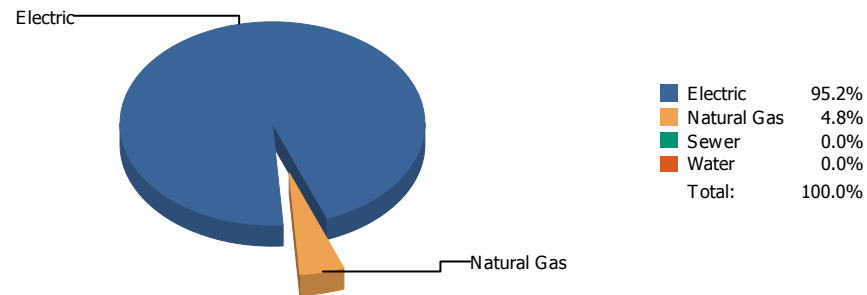


## Cost

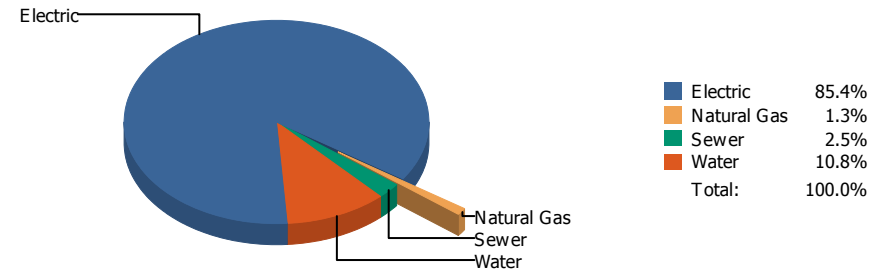


Commodity	Common Use	Energy Use	Energy Use / Area	Total Cost	Cost / Unit	Cost / Area
Place: [LUNDY_2] LUNDY 177 [BUILDING]						
Area: 112,731 SqFt						
Billing Period: Oct 2018						
ELECTRIC	77,400.00 kWh	264,166 KBtu	2.343 KBtu/SqFt	\$10,223.35	\$0.132 /kWh	\$0.091 /SqFt
NATURALGAS	497.00 CCF	51,191 KBtu	0.454 KBtu/SqFt	\$514.28	\$1.035 /CCF	\$0.004 /SqFt
SEWER	134.00 CCF			\$573.50	\$4.280 /CCF	\$0.005 /SqFt
WATER	819.00 CCF			\$4,018.66	\$4.907 /CCF	\$0.036 /SqFt
<b>Totals:</b>		<b>315,357 KBtu</b>	<b>2.797 KBtu/SqFt</b>	<b>\$15,329.79</b>		

## Energy

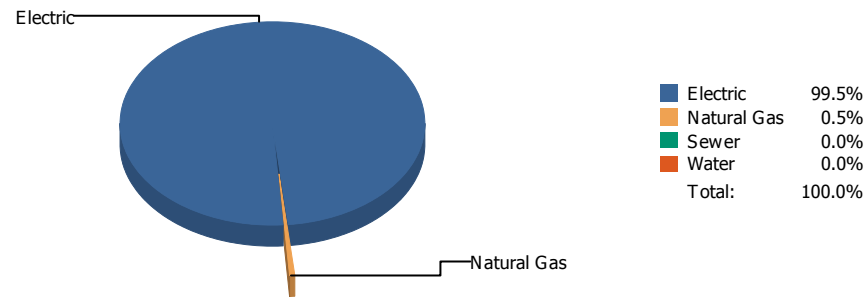


## Cost

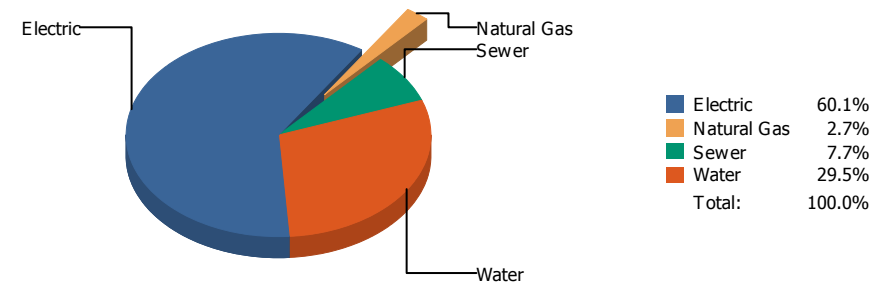


Commodity	Common Use	Energy Use	Energy Use / Area	Total Cost	Cost / Unit	Cost / Area
Place: [MAC] MACARTHUR 129 [BUILDING]						
Area: 143,341 SqFt						
Billing Period: Oct 2018						
ELECTRIC	114,320.00 kWh	390,174 KBtu	2.722 KBtu/SqFt	\$14,882.05	\$0.130 /kWh	\$0.104 /SqFt
NATURALGAS	193.00 CCF	19,879 KBtu	0.139 KBtu/SqFt	\$229.43	\$1.189 /CCF	\$0.002 /SqFt
SEWER	119.00 CCF			\$433.47	\$3.643 /CCF	\$0.003 /SqFt
WATER	418.00 CCF			\$1,873.79	\$4.483 /CCF	\$0.013 /SqFt
<b>Totals:</b>		<b>410,053 KBtu</b>	<b>2.861 KBtu/SqFt</b>	<b>\$17,418.74</b>		

## Energy

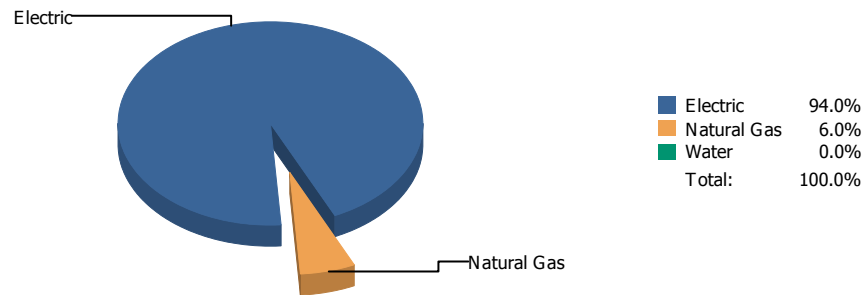


## Cost

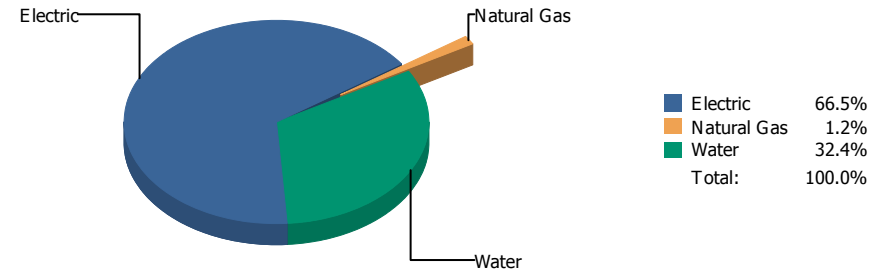


Commodity	Common Use	Energy Use	Energy Use / Area	Total Cost	Cost / Unit	Cost / Area
<b>Place: [MAGOFFIN] MAGOFFIN 047 [BUILDING]</b>						
<b>Area: 76,378 SqFt</b>						
<b>Billing Period: Oct 2018</b>						
ELECTRIC	23,885.00 kWh	81,520 KBtu	1.067 KBtu/SqFt	\$3,061.12	\$0.128 /kWh	\$0.040 /SqFt
NATURALGAS	4.00 CCF	412 KBtu	0.005 KBtu/SqFt	\$135.08	\$33.770 /CCF	\$0.002 /SqFt
SEWER	38.00 CCF			\$390.14	\$10.267 /CCF	\$0.005 /SqFt
WATER	280.00 CCF			\$1,502.89	\$5.367 /CCF	\$0.020 /SqFt
<b>Totals:</b>		<b>81,932 KBtu</b>	<b>1.073 KBtu/SqFt</b>	<b>\$5,089.23</b>		

## Energy



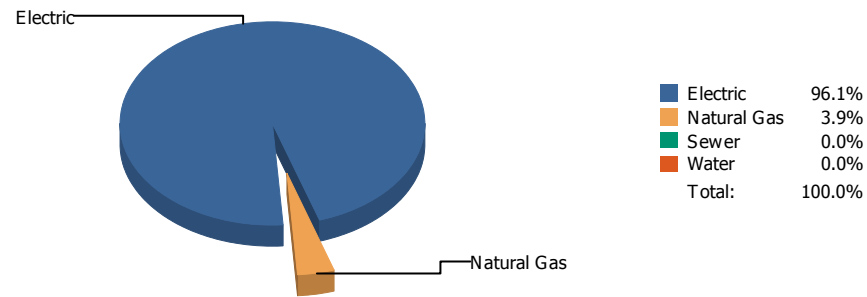
## Cost



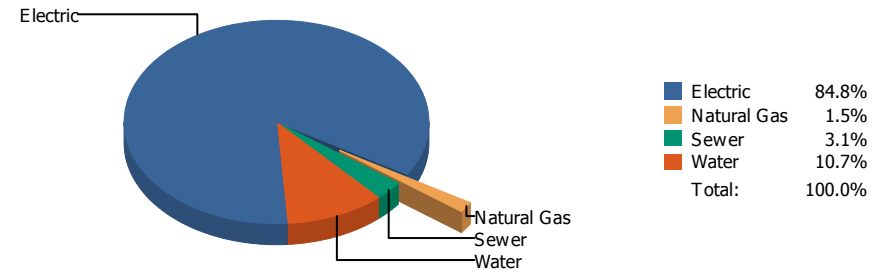
Commodity	Common Use	Energy Use	Energy Use / Area	Total Cost	Cost / Unit	Cost / Area
<b>Place: [MAGOFFINNEWMIDDLESCHOOL] MAGOFFIN NEW MIDDLE SCHOOL [BUILDING]</b>						
<b>Area: 116,136 SqFt</b>						
<b>Billing Period: Oct 2018</b>						
ELECTRIC	115,800.00 kWh	395,225 KBtu	3.403 KBtu/SqFt	\$14,156.21	\$0.122 /kWh	\$0.122 /SqFt
NATURALGAS	243.00 CCF	25,029 KBtu	0.216 KBtu/SqFt	\$253.86	\$1.045 /CCF	\$0.002 /SqFt
WATER	1,277.00 CCF			\$6,892.28	\$5.397 /CCF	\$0.059 /SqFt
<b>Totals:</b>		<b>420,254 KBtu</b>	<b>3.619 KBtu/SqFt</b>	<b>\$21,302.35</b>		



## Energy

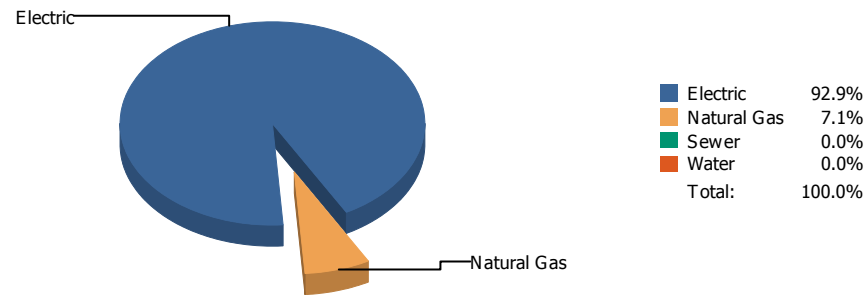


## Cost

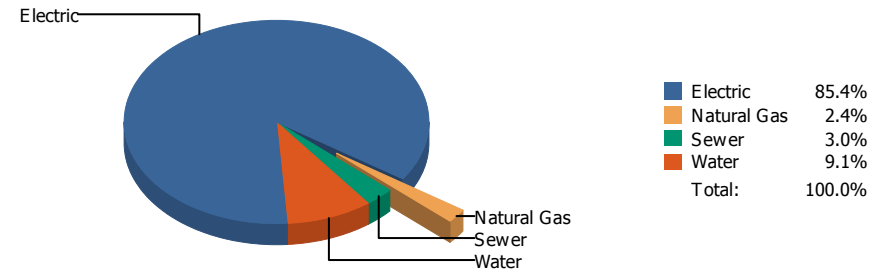


Commodity	Common Use	Energy Use	Energy Use / Area	Total Cost	Cost / Unit	Cost / Area
<b>Place: [MAXINE] MAXINE SILVA HEALTH MAGNET 011 [BUILDING]</b>						
<b>Area: 80,909 SqFt</b>						
<b>Billing Period: Oct 2018</b>						
ELECTRIC	89,400.00 kWh	305,122 KBtu	3.771 KBtu/SqFt	\$11,261.24	\$0.126 /kWh	\$0.139 /SqFt
NATURALGAS	120.00 CCF	12,360 KBtu	0.153 KBtu/SqFt	\$192.96	\$1.608 /CCF	\$0.002 /SqFt
SEWER	105.00 CCF			\$406.73	\$3.874 /CCF	\$0.005 /SqFt
WATER	331.00 CCF			\$1,415.58	\$4.277 /CCF	\$0.017 /SqFt
<b>Totals:</b>		<b>317,482 KBtu</b>	<b>3.924 KBtu/SqFt</b>	<b>\$13,276.51</b>		

## Energy



## Cost



Commodity	Common Use	Energy Use	Energy Use / Area	Total Cost	Cost / Unit	Cost / Area
Place: [MESITA] MESITA 130 [BUILDING]						
Area: 100,583 SqFt						
Billing Period: Oct 2018						
ELECTRIC	115,920.00 kWh	395,635 KBtu	3.933 KBtu/SqFt	\$14,572.74	\$0.126 /kWh	\$0.145 /SqFt
NATURALGAS	292.00 CCF	30,076 KBtu	0.299 KBtu/SqFt	\$411.25	\$1.408 /CCF	\$0.004 /SqFt
SEWER	104.00 CCF			\$516.20	\$4.963 /CCF	\$0.005 /SqFt
WATER	287.00 CCF			\$1,556.01	\$5.422 /CCF	\$0.015 /SqFt
<b>Totals:</b>		<b>425,711 KBtu</b>	<b>4.232 KBtu/SqFt</b>	<b>\$17,056.20</b>		

## Energy

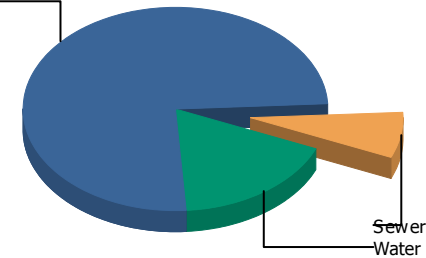
Electric



Electric 100.0%  
Sewer 0.0%  
Water 0.0%  
Total: 100.0%

## Cost

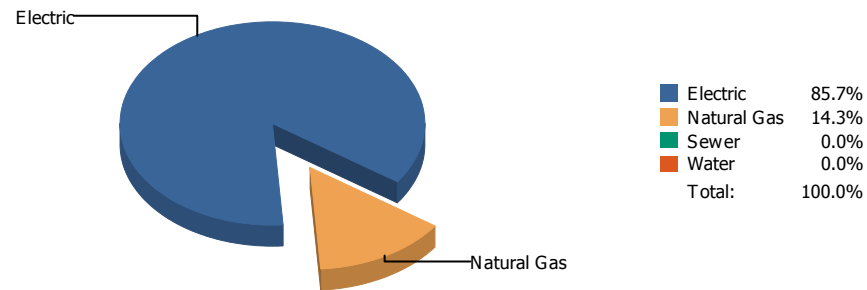
Electric



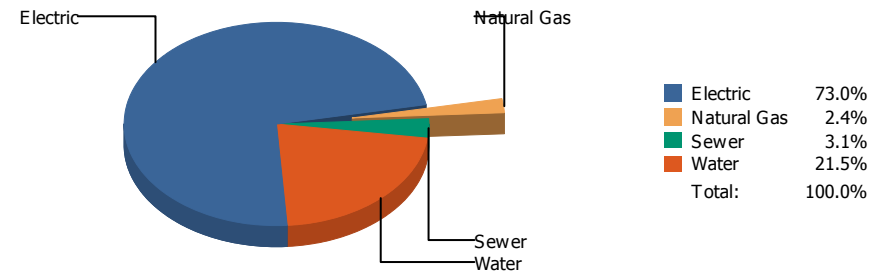
Electric 75.3%  
Sewer 7.1%  
Water 17.6%  
Total: 100.0%

Commodity	Common Use	Energy Use	Energy Use / Area	Total Cost	Cost / Unit	Cost / Area
Place: [MILAM] MILAM 131 [BUILDING]						
Area: 63,641 SqFt						
Billing Period: Oct 2018						
ELECTRIC	23,040.00 kWh	78,636 KBtu	1.236 KBtu/SqFt	\$3,513.06	\$0.152 /kWh	\$0.055 /SqFt
SEWER	66.00 CCF			\$332.24	\$5.034 /CCF	\$0.005 /SqFt
WATER	228.00 CCF			\$821.52	\$3.603 /CCF	\$0.013 /SqFt
<b>Totals:</b>		<b>78,636 KBtu</b>	<b>1.236 KBtu/SqFt</b>	<b>\$4,666.82</b>		

## Energy

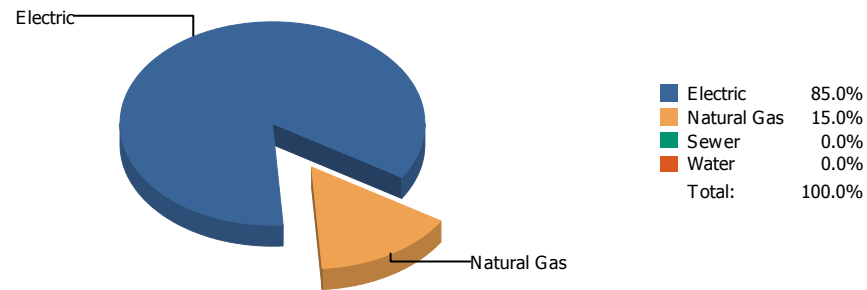


## Cost

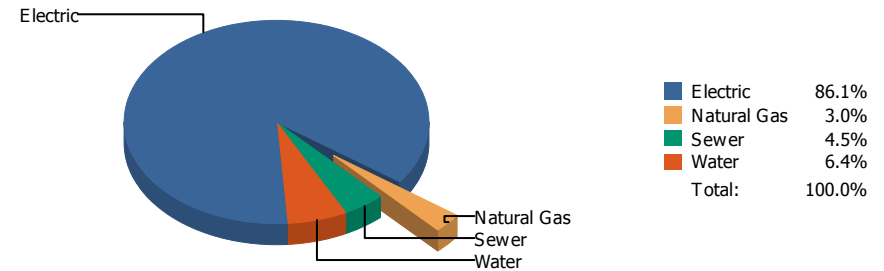


Commodity	Common Use	Energy Use	Energy Use / Area	Total Cost	Cost / Unit	Cost / Area
Place: [MOREHEAD] MOREHEAD 046 [BUILDING]						
Area: 119,353 SqFt						
Billing Period: Oct 2018						
ELECTRIC	117,411.00 kWh	400,724 KBtu	3.357 KBtu/SqFt	\$13,954.58	\$0.119 /kWh	\$0.117 /SqFt
NATURALGAS	647.00 CCF	66,641 KBtu	0.558 KBtu/SqFt	\$451.49	\$0.698 /CCF	\$0.004 /SqFt
SEWER	140.00 CCF			\$584.96	\$4.178 /CCF	\$0.005 /SqFt
WATER	1,441.00 CCF			\$4,114.57	\$2.855 /CCF	\$0.034 /SqFt
<b>Totals:</b>		<b>467,365 KBtu</b>	<b>3.916 KBtu/SqFt</b>	<b>\$19,105.60</b>		

## Energy

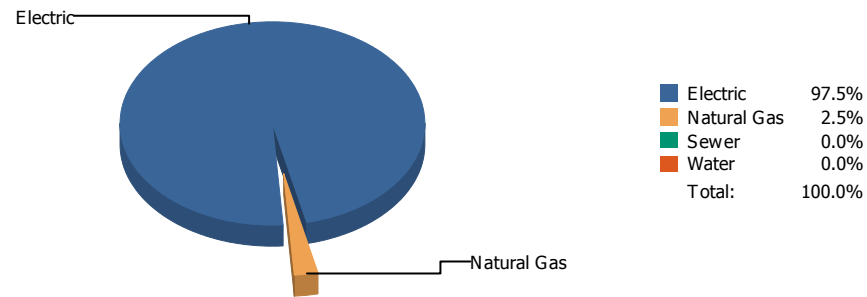


## Cost

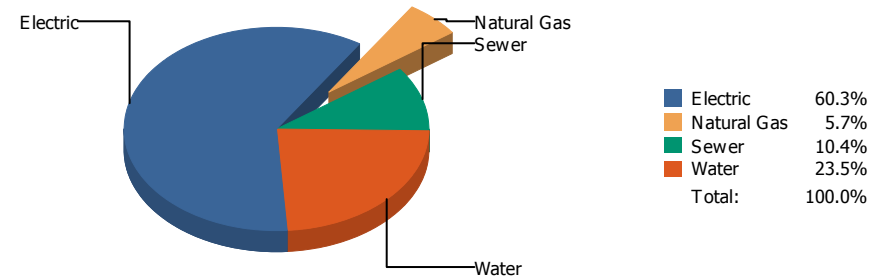


Commodity	Common Use	Energy Use	Energy Use / Area	Total Cost	Cost / Unit	Cost / Area
<b>Place: [MOYE_2] HR MOYE [BUILDING]</b>						
<b>Area: 93,197 SqFt</b>						
<b>Billing Period: Oct 2018</b>						
ELECTRIC	58,800.00 kWh	200,684 KBtu	2.153 KBtu/SqFt	\$8,605.36	\$0.146 /kWh	\$0.092 /SqFt
NATURALGAS	343.00 CCF	35,329 KBtu	0.379 KBtu/SqFt	\$303.54	\$0.885 /CCF	\$0.003 /SqFt
SEWER	71.00 CCF			\$453.17	\$6.383 /CCF	\$0.005 /SqFt
WATER	114.00 CCF			\$634.96	\$5.570 /CCF	\$0.007 /SqFt
<b>Totals:</b>		<b>236,013 KBtu</b>	<b>2.532 KBtu/SqFt</b>	<b>\$9,997.03</b>		

## Energy



## Cost



Commodity	Common Use	Energy Use	Energy Use / Area	Total Cost	Cost / Unit	Cost / Area
<b>Place: [MULTI-MEDIA CENTER] MULTI-MEDIA CENTER [BUILDING]</b>						
<b>Area: 27,633 SqFt</b>						
<b>Billing Period: Oct 2018</b>						
ELECTRIC	11,830.00 kWh	40,376 KBtu	1.461 KBtu/SqFt	\$1,467.34	\$0.124 /kWh	\$0.053 /SqFt
NATURALGAS	10.00 CCF	1,030 KBtu	0.037 KBtu/SqFt	\$138.03	\$13.803 /CCF	\$0.005 /SqFt
SEWER	84.00 CCF			\$253.71	\$3.020 /CCF	\$0.009 /SqFt
WATER	172.00 CCF			\$572.53	\$3.329 /CCF	\$0.021 /SqFt
<b>Totals:</b>		<b>41,406 KBtu</b>	<b>1.498 KBtu/SqFt</b>	<b>\$2,431.61</b>		

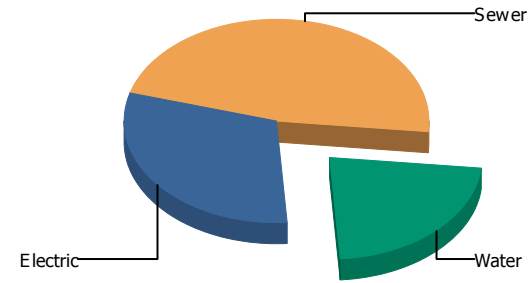
## Energy

Electric



Electric 100.0%  
 Sewer 0.0%  
 Water 0.0%  
 Total: 100.0%

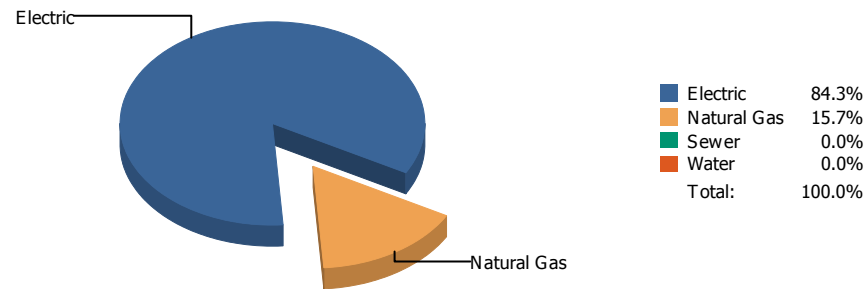
## Cost



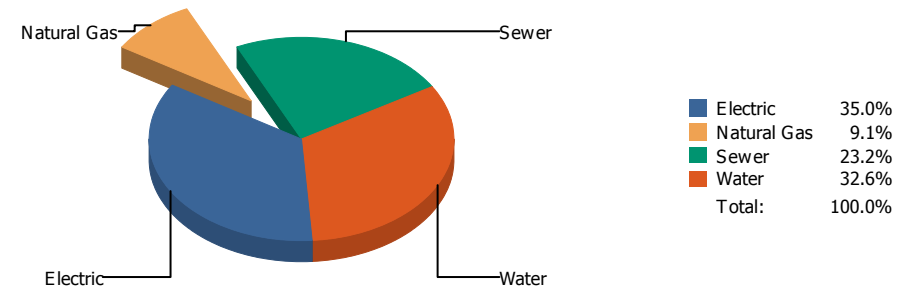
Electric 30.5%  
 Sewer 47.2%  
 Water 22.3%  
 Total: 100.0%

Commodity	Common Use	Energy Use	Energy Use / Area	Total Cost	Cost / Unit	Cost / Area
Place: [NE AREA OFFICES] N.E. AREA OFFICES 882 [BUILDING]						
Area: 7,328 SqFt						
Billing Period: Oct 2018						
ELECTRIC	160.00 kWh	546 KBtu	0.075 KBtu/SqFt	\$39.16	\$0.245 /kWh	\$0.005 /SqFt
SEWER	0.00 CCF			\$60.56	\$0.000 /CCF	\$0.008 /SqFt
WATER	0.00 CCF			\$28.64	\$0.000 /CCF	\$0.004 /SqFt
<b>Totals:</b>		<b>546 KBtu</b>	<b>0.075 KBtu/SqFt</b>	<b>\$128.36</b>		

## Energy



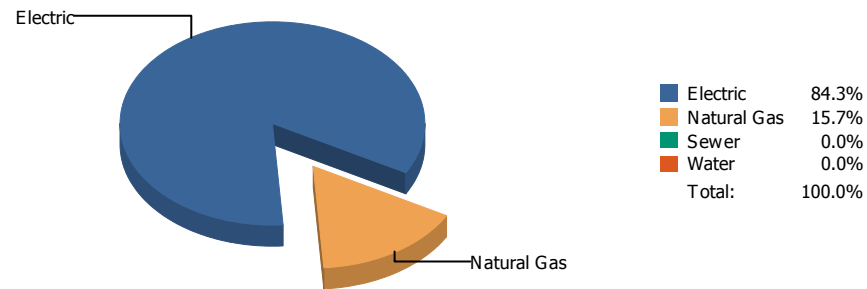
## Cost



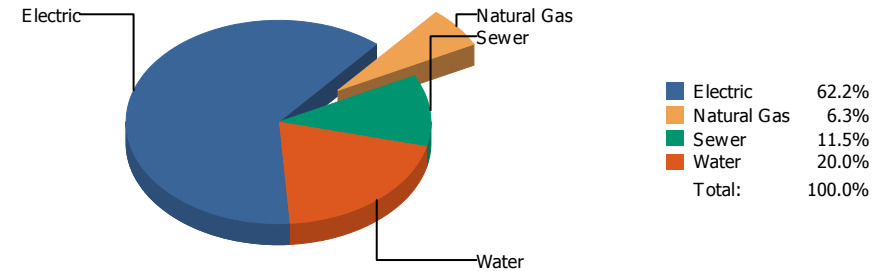
Commodity	Common Use	Energy Use	Energy Use / Area	Total Cost	Cost / Unit	Cost / Area
<b>Place: [NE TRANSPORTATION] N.E. TRANSPORTATION 826 [BUILDING]</b> <b>Area: 5,995 SqFt</b> <b>Billing Period: Oct 2018</b>						
ELECTRIC	6,627.00 kWh	22,618 KBtu	3.773 KBtu/SqFt	\$588.40	\$0.089 /kWh	\$0.098 /SqFt
NATURALGAS	41.00 CCF	4,223 KBtu	0.704 KBtu/SqFt	\$153.41	\$3.742 /CCF	\$0.026 /SqFt
SEWER	38.00 CCF			\$390.14	\$10.267 /CCF	\$0.065 /SqFt
WATER	99.00 CCF			\$546.97	\$5.525 /CCF	\$0.091 /SqFt
<b>Totals:</b>		<b>26,841 KBtu</b>	<b>4.477 KBtu/SqFt</b>	<b>\$1,678.92</b>		



## Energy

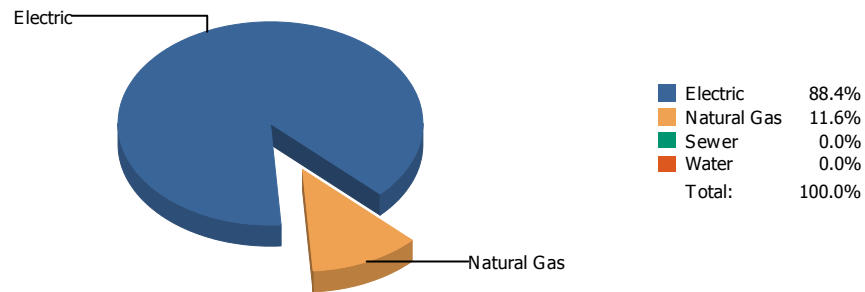


## Cost

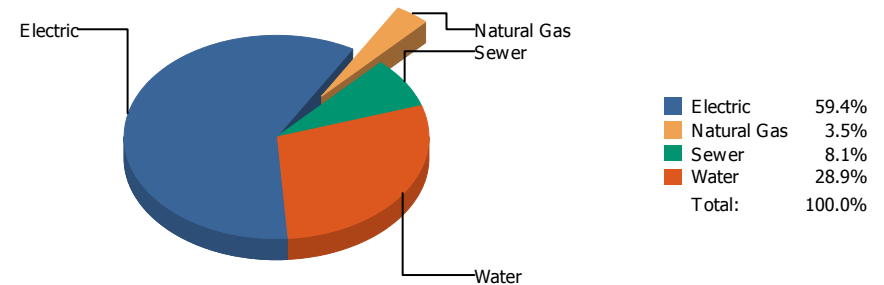


Commodity	Common Use	Energy Use	Energy Use / Area	Total Cost	Cost / Unit	Cost / Area
Place: [NEWMAN] NEWMAN ELEMENTARY 133 [BUILDING]						
Area: 73,291 SqFt						
Billing Period: Oct 2018						
ELECTRIC	31,025.00 kWh	105,888 KBtu	1.445 KBtu/SqFt	\$4,916.22	\$0.158 /kWh	\$0.067 /SqFt
NATURALGAS	192.00 CCF	19,776 KBtu	0.270 KBtu/SqFt	\$494.59	\$2.576 /CCF	\$0.007 /SqFt
SEWER	386.00 CCF			\$904.66	\$2.344 /CCF	\$0.012 /SqFt
WATER	622.00 CCF			\$1,582.95	\$2.545 /CCF	\$0.021 /SqFt
<b>Totals:</b>		<b>125,664 KBtu</b>	<b>1.715 KBtu/SqFt</b>	<b>\$7,898.42</b>		

## Energy

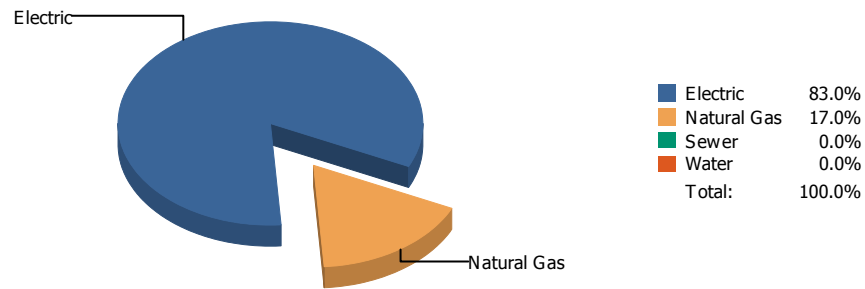


## Cost

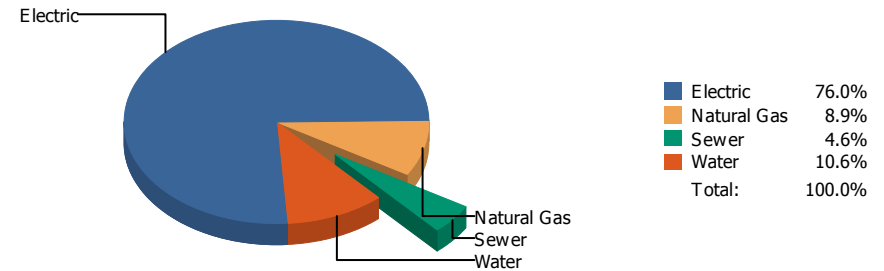


Commodity	Common Use	Energy Use	Energy Use / Area	Total Cost	Cost / Unit	Cost / Area
<b>Place: [NIXON] L.A. NIXON      161 [BUILDING]</b> <b>Area: 76,873 SqFt</b> <b>Billing Period: Oct 2018</b>						
ELECTRIC	43,720.00 kWh	149,216 KBtu	1.941 KBtu/SqFt	\$6,044.76	\$0.138 /kWh	\$0.079 /SqFt
NATURALGAS	190.00 CCF	19,570 KBtu	0.255 KBtu/SqFt	\$360.55	\$1.898 /CCF	\$0.005 /SqFt
SEWER	237.00 CCF			\$826.25	\$3.486 /CCF	\$0.011 /SqFt
WATER	621.00 CCF			\$2,940.41	\$4.735 /CCF	\$0.038 /SqFt
<b>Totals:</b>		<b>168,786 KBtu</b>	<b>2.196 KBtu/SqFt</b>	<b>\$10,171.97</b>		

## Energy

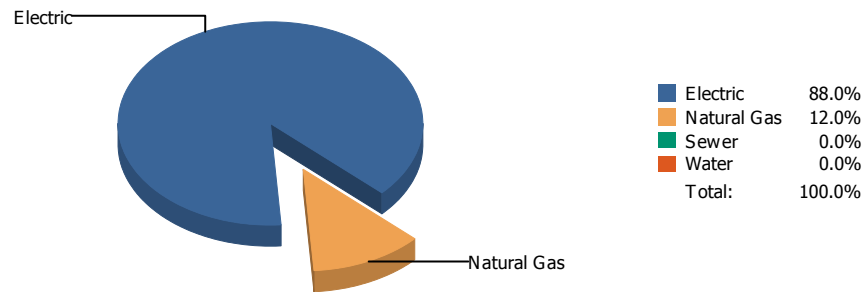


## Cost

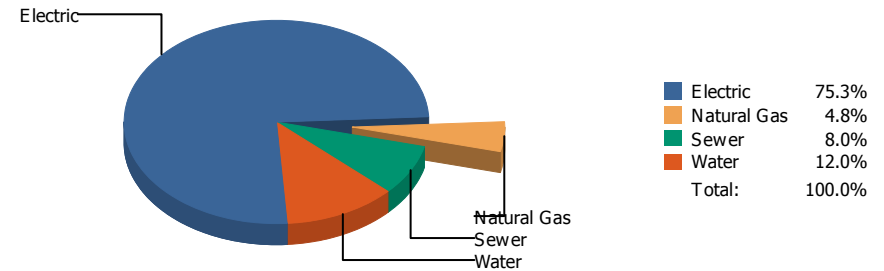


Commodity	Common Use	Energy Use	Energy Use / Area	Total Cost	Cost / Unit	Cost / Area
<b>Place: [OCC. CTR] OCCUPATIONAL CTR. [BUILDING]</b>						
<b>Area: 11,845 SqFt</b>						
<b>Billing Period: Oct 2018</b>						
ELECTRIC	9,600.00 kWh	32,765 KBtu	2.766 KBtu/SqFt	\$1,417.21	\$0.148 /kWh	\$0.120 /SqFt
NATURALGAS	65.00 CCF	6,695 KBtu	0.565 KBtu/SqFt	\$165.53	\$2.547 /CCF	\$0.014 /SqFt
SEWER	6.00 CCF			\$85.59	\$14.265 /CCF	\$0.007 /SqFt
WATER	24.00 CCF			\$197.64	\$8.235 /CCF	\$0.017 /SqFt
<b>Totals:</b>		<b>39,460 KBtu</b>	<b>3.331 KBtu/SqFt</b>	<b>\$1,865.97</b>		

## Energy

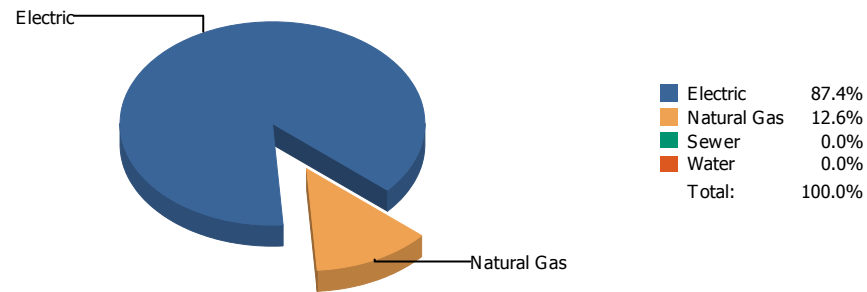


## Cost

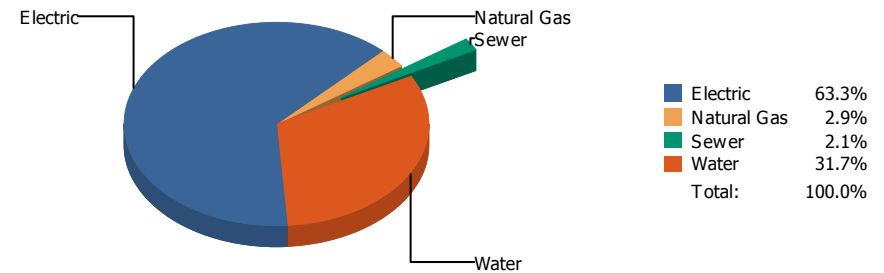


Commodity	Common Use	Energy Use	Energy Use / Area	Total Cost	Cost / Unit	Cost / Area
<b>Place: [PARK] PARK      134 [BUILDING]</b> <b>Area: 63,609 SqFt</b> <b>Billing Period: Oct 2018</b>						
ELECTRIC	35,494.00 kWh	121,141 KBtu	1.904 KBtu/SqFt	\$5,457.97	\$0.154 /kWh	\$0.086 /SqFt
NATURALGAS	160.00 CCF	16,480 KBtu	0.259 KBtu/SqFt	\$345.45	\$2.159 /CCF	\$0.005 /SqFt
SEWER	167.00 CCF			\$577.73	\$3.459 /CCF	\$0.009 /SqFt
WATER	246.00 CCF			\$867.50	\$3.526 /CCF	\$0.013 /SqFt
<b>Totals:</b>		<b>137,621 KBtu</b>	<b>2.164 KBtu/SqFt</b>	<b>\$7,248.65</b>		

## Energy

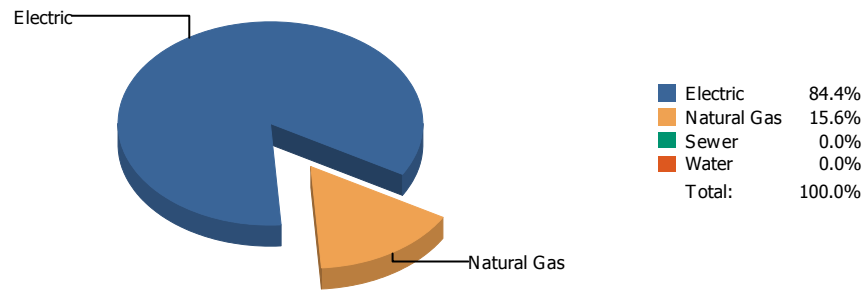


## Cost

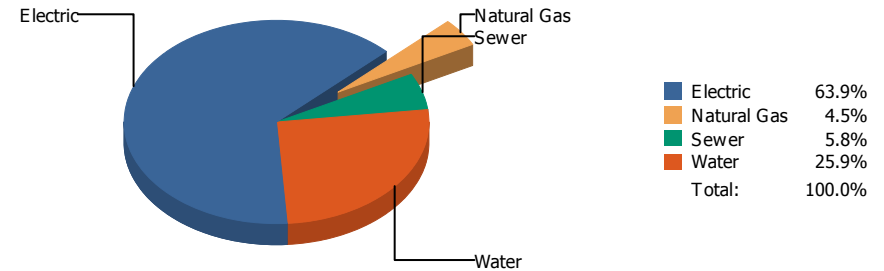


Commodity	Common Use	Energy Use	Energy Use / Area	Total Cost	Cost / Unit	Cost / Area
Place: [PAUL MORENO_1] PAUL MORENO 167 [BUILDING]						
Area: 87,824 SqFt						
Billing Period: Oct 2018						
ELECTRIC	60,400.00 kWh	206,145 KBtu	2.347 KBtu/SqFt	\$8,831.27	\$0.146 /kWh	\$0.101 /SqFt
NATURALGAS	288.00 CCF	29,664 KBtu	0.338 KBtu/SqFt	\$409.27	\$1.421 /CCF	\$0.005 /SqFt
SEWER	5.00 CCF			\$289.86	\$57.972 /CCF	\$0.003 /SqFt
WATER	664.00 CCF			\$4,415.60	\$6.650 /CCF	\$0.050 /SqFt
<b>Totals:</b>		<b>235,809 KBtu</b>	<b>2.685 KBtu/SqFt</b>	<b>\$13,946.00</b>		

## Energy

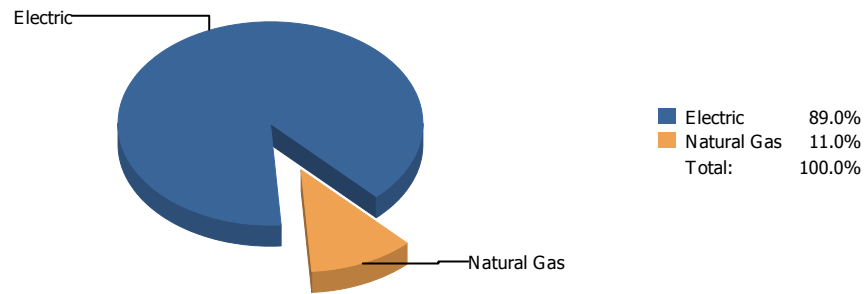


## Cost

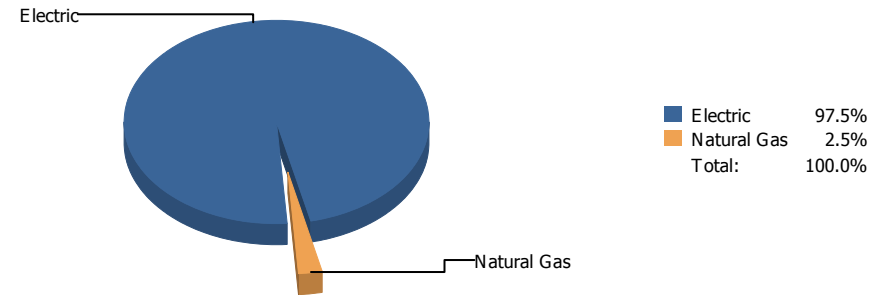


Commodity	Common Use	Energy Use	Energy Use / Area	Total Cost	Cost / Unit	Cost / Area
<b>Place: [POLK] POLK      159 [BUILDING]</b> <b>Area: 67,321 SqFt</b> <b>Billing Period: Oct 2018</b>						
ELECTRIC	49,740.00 kWh	169,763 KBtu	2.522 KBtu/SqFt	\$5,980.22	\$0.120 /kWh	\$0.089 /SqFt
NATURALGAS	304.00 CCF	31,312 KBtu	0.465 KBtu/SqFt	\$417.89	\$1.375 /CCF	\$0.006 /SqFt
SEWER	178.00 CCF			\$546.16	\$3.068 /CCF	\$0.008 /SqFt
WATER	571.00 CCF			\$2,421.01	\$4.240 /CCF	\$0.036 /SqFt
<b>Totals:</b>		<b>201,075 KBtu</b>	<b>2.987 KBtu/SqFt</b>	<b>\$9,365.28</b>		

## Energy

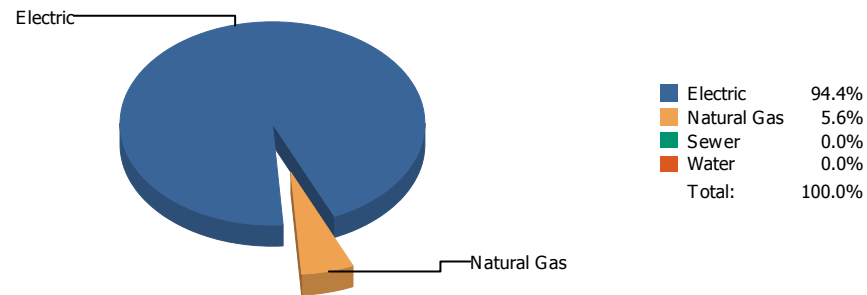


## Cost

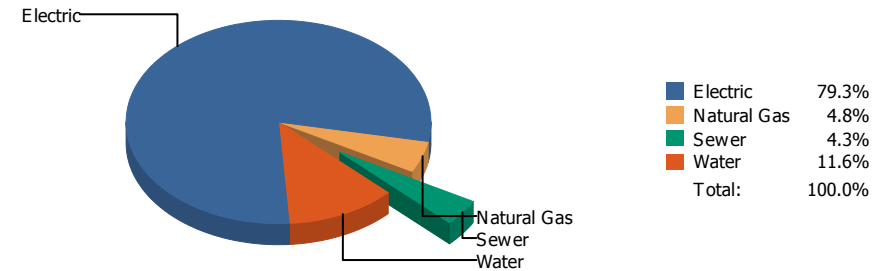


Commodity	Common Use	Energy Use	Energy Use / Area	Total Cost	Cost / Unit	Cost / Area
<b>Place: [POWELL_2] POWELL</b> <b>Area: 79,770 SqFt</b> <b>Billing Period: Oct 2018</b>						
ELECTRIC	62,280.00 kWh	212,562 KBtu	2.665 KBtu/SqFt	\$9,954.49	\$0.160 /kWh	\$0.125 /SqFt
NATURALGAS	255.00 CCF	26,265 KBtu	0.329 KBtu/SqFt	\$259.82	\$1.019 /CCF	\$0.003 /SqFt
<b>Totals:</b>		<b>238,827 KBtu</b>	<b>2.994 KBtu/SqFt</b>	<b>\$10,214.31</b>		

## Energy



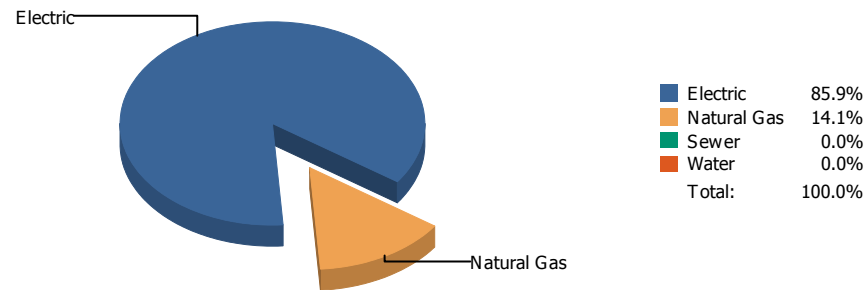
## Cost



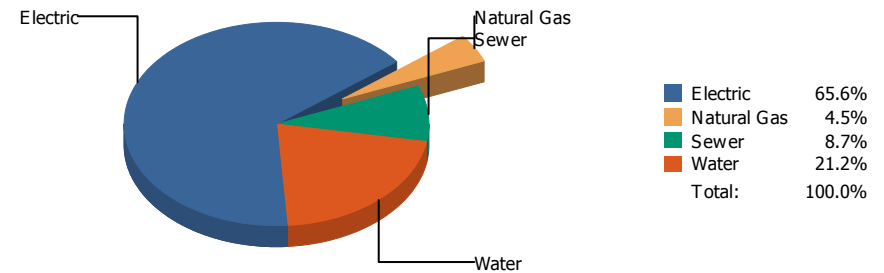
Commodity	Common Use	Energy Use	Energy Use / Area	Total Cost	Cost / Unit	Cost / Area
<b>Place: [PROFESSIONAL DEV] EPISD PROF DEVELOPMENT CENTER931 [BUILDING]</b>						
<b>Area: 18,400 SqFt</b>						
<b>Billing Period: Oct 2018</b>						
ELECTRIC	16,240.00 kWh	55,427 KBtu	3.012 KBtu/SqFt	\$2,450.84	\$0.151 /kWh	\$0.133 /SqFt
NATURALGAS	32.00 CCF	3,296 KBtu	0.179 KBtu/SqFt	\$149.02	\$4.657 /CCF	\$0.008 /SqFt
SEWER	31.00 CCF			\$133.34	\$4.301 /CCF	\$0.007 /SqFt
WATER	88.00 CCF			\$359.27	\$4.083 /CCF	\$0.019 /SqFt
<b>Totals:</b>		<b>58,723 KBtu</b>	<b>3.191 KBtu/SqFt</b>	<b>\$3,092.47</b>		



## Energy

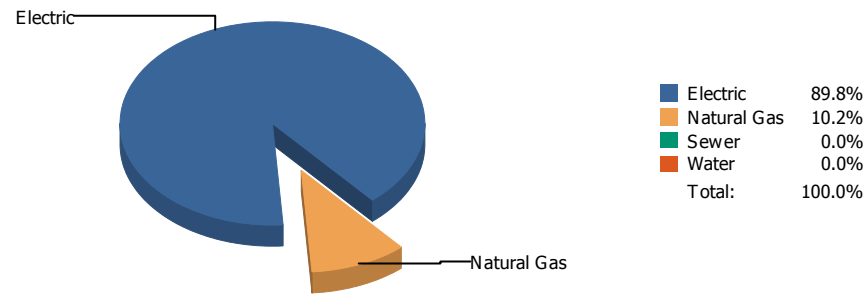


## Cost

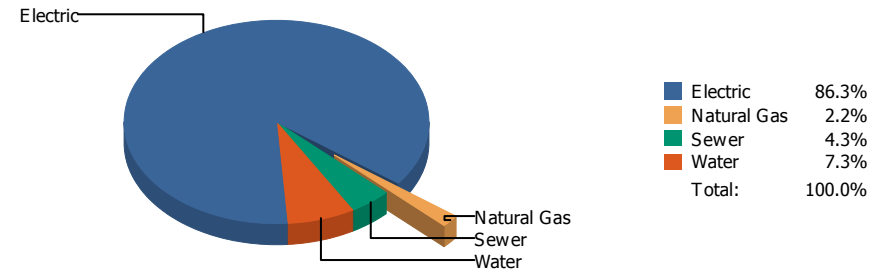


Commodity	Common Use	Energy Use	Energy Use / Area	Total Cost	Cost / Unit	Cost / Area
Place: [PUTNAM] PUTNAM 135 [BUILDING]						
Area: 61,978 SqFt						
Billing Period: Oct 2018						
ELECTRIC	44,311.00 kWh	151,233 KBtu	2.440 KBtu/SqFt	\$5,688.51	\$0.128 /kWh	\$0.092 /SqFt
NATURALGAS	241.00 CCF	24,823 KBtu	0.401 KBtu/SqFt	\$385.92	\$1.601 /CCF	\$0.006 /SqFt
SEWER	239.00 CCF			\$758.04	\$3.172 /CCF	\$0.012 /SqFt
WATER	396.00 CCF			\$1,833.16	\$4.629 /CCF	\$0.030 /SqFt
<b>Totals:</b>		<b>176,056 KBtu</b>	<b>2.841 KBtu/SqFt</b>	<b>\$8,665.63</b>		

## Energy

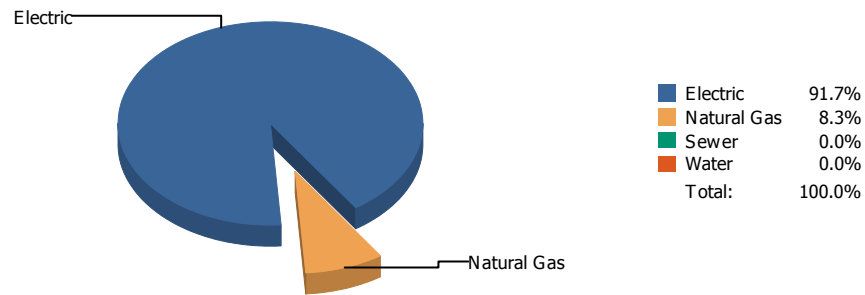


## Cost

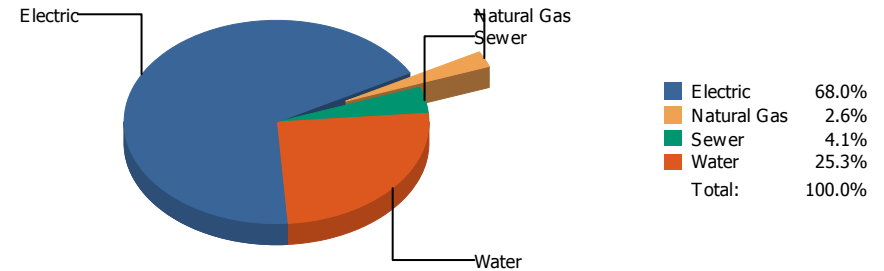


Commodity	Common Use	Energy Use	Energy Use / Area	Total Cost	Cost / Unit	Cost / Area
<b>Place: [RICHARDS] RICHARDSON [BUILDING]</b>						
<b>Area: 115,872 SqFt</b>						
<b>Billing Period: Oct 2018</b>						
ELECTRIC	99,000.00 kWh	337,887 KBtu	2.916 KBtu/SqFt	\$12,731.89	\$0.129 /kWh	\$0.110 /SqFt
NATURALGAS	371.00 CCF	38,213 KBtu	0.330 KBtu/SqFt	\$317.47	\$0.856 /CCF	\$0.003 /SqFt
SEWER	222.00 CCF			\$630.20	\$2.839 /CCF	\$0.005 /SqFt
WATER	340.00 CCF			\$1,073.73	\$3.158 /CCF	\$0.009 /SqFt
<b>Totals:</b>		<b>376,100 KBtu</b>	<b>3.246 KBtu/SqFt</b>	<b>\$14,753.29</b>		

## Energy

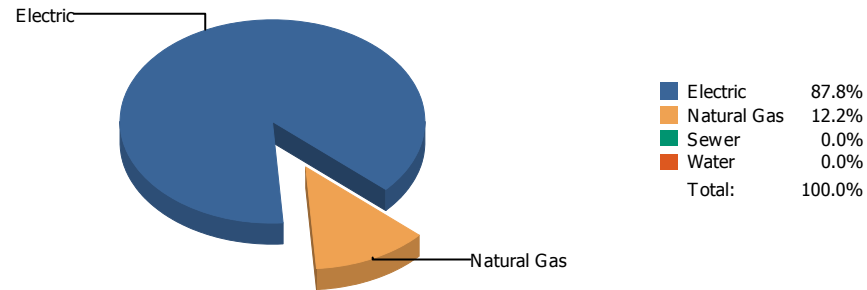


## Cost

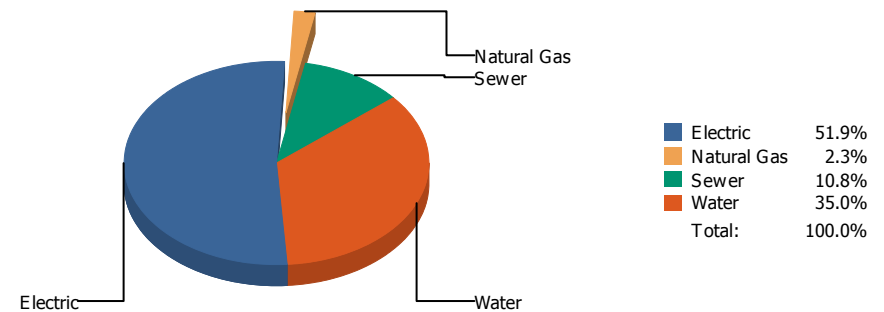


Commodity	Common Use	Energy Use	Energy Use / Area	Total Cost	Cost / Unit	Cost / Area
<b>Place: [RIVERA] RIVERA      156 [BUILDING]</b> <b>Area: 77,562 SqFt</b> <b>Billing Period: Oct 2018</b>						
ELECTRIC	65,531.00 kWh	223,657 KBtu	2.884 KBtu/SqFt	\$9,386.08	\$0.143 /kWh	\$0.121 /SqFt
NATURALGAS	196.00 CCF	20,188 KBtu	0.260 KBtu/SqFt	\$363.97	\$1.857 /CCF	\$0.005 /SqFt
SEWER	136.00 CCF			\$559.21	\$4.112 /CCF	\$0.007 /SqFt
WATER	722.00 CCF			\$3,485.05	\$4.827 /CCF	\$0.045 /SqFt
<b>Totals:</b>		<b>243,845 KBtu</b>	<b>3.144 KBtu/SqFt</b>	<b>\$13,794.31</b>		

## Energy

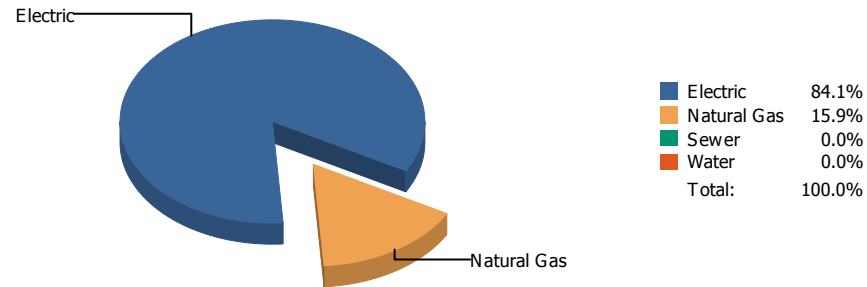


## Cost

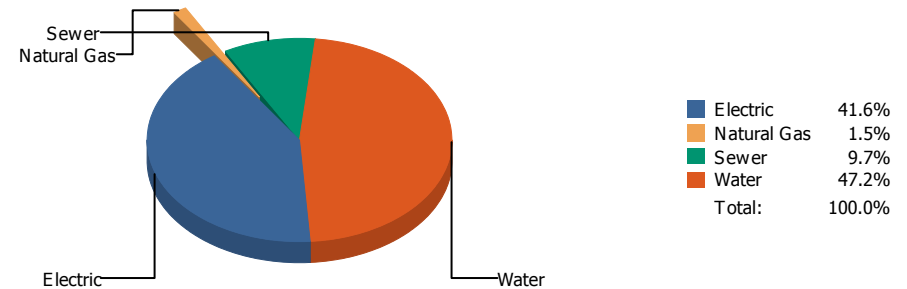


Commodity	Common Use	Energy Use	Energy Use / Area	Total Cost	Cost / Unit	Cost / Area
<b>Place: [ROBERTS] ROBERTS      136 [BUILDING]</b> <b>Area: 81,457 SqFt</b> <b>Billing Period: Oct 2018</b>						
ELECTRIC	47,500.00 kWh	162,118 KBtu	1.990 KBtu/SqFt	\$5,473.89	\$0.115 /kWh	\$0.067 /SqFt
NATURALGAS	219.00 CCF	22,557 KBtu	0.277 KBtu/SqFt	\$242.40	\$1.107 /CCF	\$0.003 /SqFt
SEWER	488.00 CCF			\$1,138.26	\$2.333 /CCF	\$0.014 /SqFt
WATER	1,146.00 CCF			\$3,683.24	\$3.214 /CCF	\$0.045 /SqFt
<b>Totals:</b>		<b>184,675 KBtu</b>	<b>2.267 KBtu/SqFt</b>	<b>\$10,537.79</b>		

## Energy

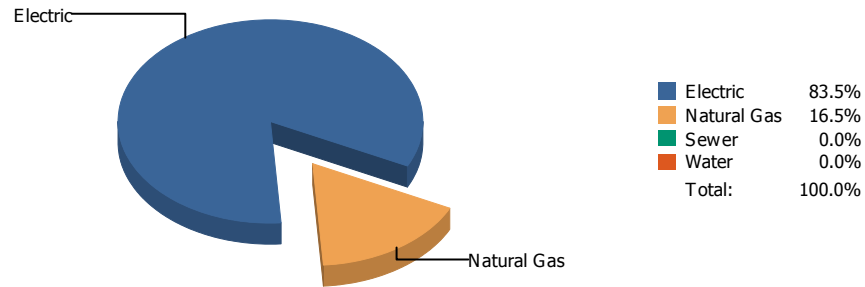


## Cost

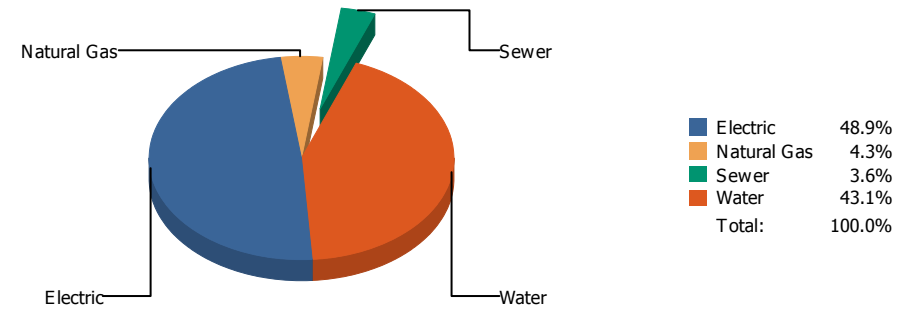


Commodity	Common Use	Energy Use	Energy Use / Area	Total Cost	Cost / Unit	Cost / Area
<b>Place: [ROSS] ROSS      042 [BUILDING]</b> <b>Area: 131,497 SqFt</b> <b>Billing Period: Oct 2018</b>						
ELECTRIC	57,498.00 kWh	196,241 KBtu	1.492 KBtu/SqFt	\$8,858.87	\$0.154 /kWh	\$0.067 /SqFt
NATURALGAS	359.00 CCF	36,977 KBtu	0.281 KBtu/SqFt	\$312.32	\$0.870 /CCF	\$0.002 /SqFt
SEWER	979.00 CCF			\$2,076.07	\$2.121 /CCF	\$0.016 /SqFt
WATER	2,827.00 CCF			\$10,072.76	\$3.563 /CCF	\$0.077 /SqFt
<b>Totals:</b>		<b>233,218 KBtu</b>	<b>1.774 KBtu/SqFt</b>	<b>\$21,320.02</b>		

## Energy



## Cost



Commodity	Common Use	Energy Use	Energy Use / Area	Total Cost	Cost / Unit	Cost / Area
<b>Place: [RUSK] RUSK      138 [BUILDING]</b> <b>Area: 67,240 SqFt</b> <b>Billing Period: Oct 2018</b>						
ELECTRIC	32,118.00 kWh	109,619 KBtu	1.630 KBtu/SqFt	\$4,197.80	\$0.131 /kWh	\$0.062 /SqFt
NATURALGAS	211.00 CCF	21,733 KBtu	0.323 KBtu/SqFt	\$370.98	\$1.758 /CCF	\$0.005 /SqFt
SEWER	58.00 CCF			\$312.46	\$5.387 /CCF	\$0.005 /SqFt
WATER	577.00 CCF			\$3,702.10	\$6.416 /CCF	\$0.055 /SqFt
<b>Totals:</b>		<b>131,352 KBtu</b>	<b>1.953 KBtu/SqFt</b>	<b>\$8,583.34</b>		

## Energy

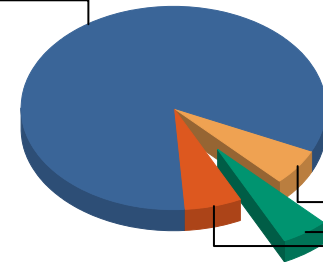
Electric



Electric	100.0%
Natural Gas	0.0%
Sewer	0.0%
Water	0.0%
Total:	100.0%

## Cost

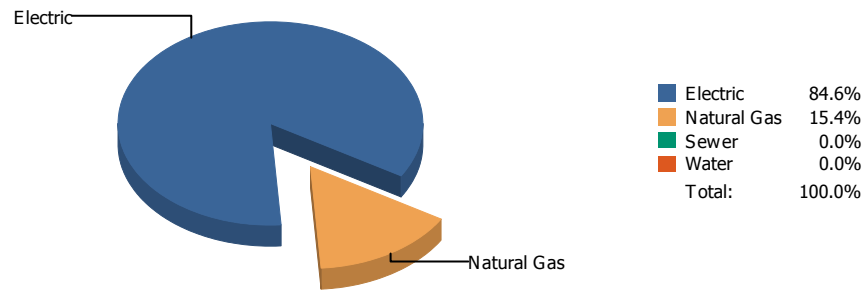
Electric



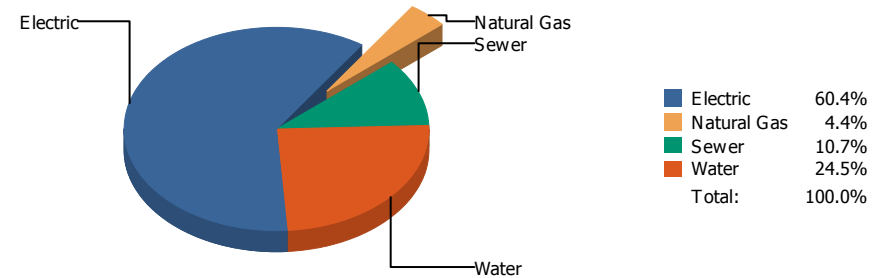
Electric	83.1%
Natural Gas	5.6%
Sewer	5.0%
Water	6.2%
Total:	100.0%

Commodity	Common Use	Energy Use	Energy Use / Area	Total Cost	Cost / Unit	Cost / Area
Place: [SAN JAC] SAN JACINTO 139 [BUILDING]						
Area: 29,589 SqFt						
Billing Period: Oct 2018						
ELECTRIC	10,200.00 kWh	34,813 KBtu	1.177 KBtu/SqFt	\$1,960.63	\$0.192 /kWh	\$0.066 /SqFt
NATURALGAS	0.00 CCF	0 KBtu	0.000 KBtu/SqFt	\$133.05	\$0.000 /CCF	\$0.004 /SqFt
SEWER	13.00 CCF			\$118.10	\$9.085 /CCF	\$0.004 /SqFt
WATER	18.00 CCF			\$146.71	\$8.151 /CCF	\$0.005 /SqFt
<b>Totals:</b>		<b>34,813 KBtu</b>	<b>1.177 KBtu/SqFt</b>	<b>\$2,358.49</b>		

## Energy



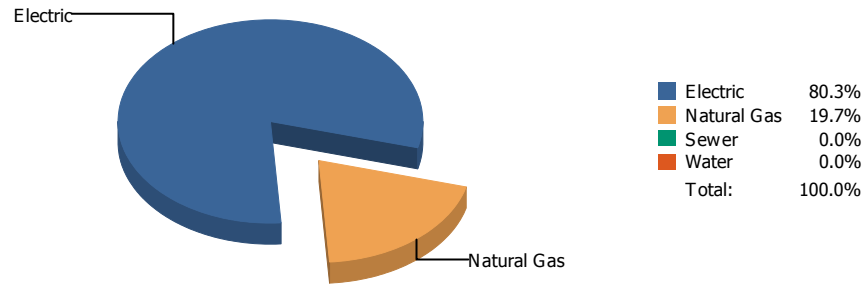
## Cost



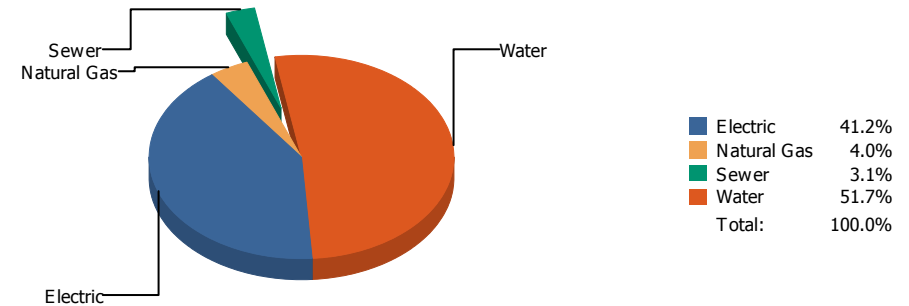
Commodity	Common Use	Energy Use	Energy Use / Area	Total Cost	Cost / Unit	Cost / Area
Place: [SCHUSTER] SCHUSTER 140 [BUILDING]						
Area: 34,371 SqFt						
Billing Period: Oct 2018						
ELECTRIC	21,271.00 kWh	72,598 KBtu	2.112 KBtu/SqFt	\$2,714.66	\$0.128 /kWh	\$0.079 /SqFt
NATURALGAS	128.00 CCF	13,184 KBtu	0.384 KBtu/SqFt	\$196.68	\$1.537 /CCF	\$0.006 /SqFt
SEWER	202.00 CCF			\$479.09	\$2.372 /CCF	\$0.014 /SqFt
WATER	389.00 CCF			\$1,101.24	\$2.831 /CCF	\$0.032 /SqFt
<b>Totals:</b>		<b>85,782 KBtu</b>	<b>2.496 KBtu/SqFt</b>	<b>\$4,491.67</b>		



## Energy

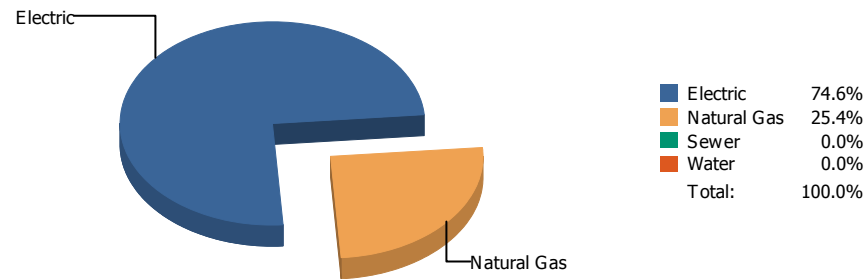


## Cost

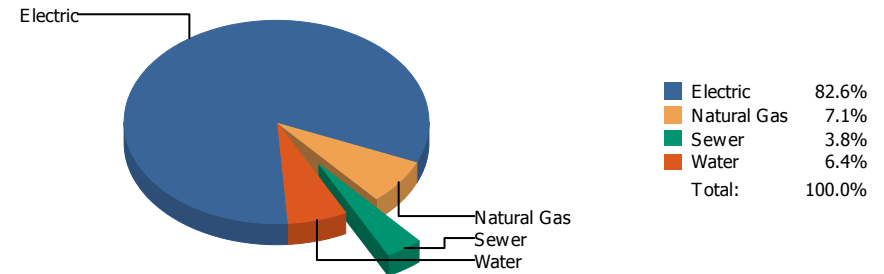


Commodity	Common Use	Energy Use	Energy Use / Area	Total Cost	Cost / Unit	Cost / Area
Place: [STANTON] STANTON 141 [BUILDING]						
Area: 75,957 SqFt						
Billing Period: Oct 2018						
ELECTRIC	26,740.00 kWh	91,264 KBtu	1.202 KBtu/SqFt	\$3,891.70	\$0.146 /kWh	\$0.051 /SqFt
NATURALGAS	218.00 CCF	22,454 KBtu	0.296 KBtu/SqFt	\$374.59	\$1.718 /CCF	\$0.005 /SqFt
SEWER	66.00 CCF			\$293.46	\$4.446 /CCF	\$0.004 /SqFt
WATER	751.00 CCF			\$4,875.05	\$6.491 /CCF	\$0.064 /SqFt
<b>Totals:</b>		<b>113,718 KBtu</b>	<b>1.497 KBtu/SqFt</b>	<b>\$9,434.80</b>		

## Energy

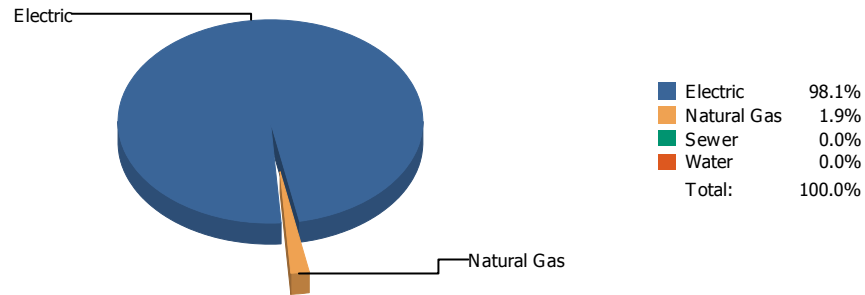


## Cost

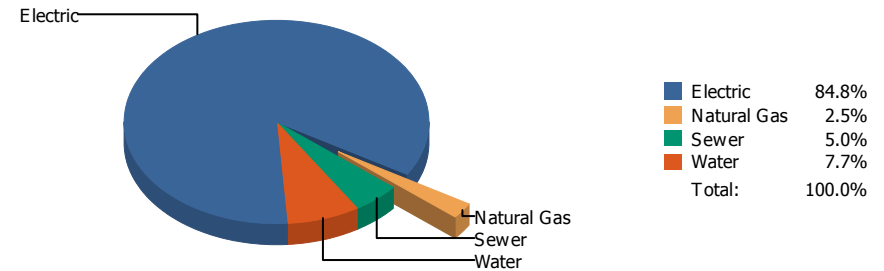


Commodity	Common Use	Energy Use	Energy Use / Area	Total Cost	Cost / Unit	Cost / Area
<b>Place: [SUNSET HIGH_1] SUNSET HIGH SCHOOL [BUILDING]</b>						
<b>Area: 33,263 SqFt</b>						
<b>Billing Period: Oct 2018</b>						
ELECTRIC	21,520.00 kWh	73,448 KBtu	2.208 KBtu/SqFt	\$2,946.53	\$0.137 /kWh	\$0.089 /SqFt
NATURALGAS	243.00 CCF	25,029 KBtu	0.752 KBtu/SqFt	\$254.32	\$1.047 /CCF	\$0.008 /SqFt
SEWER	23.00 CCF			\$137.20	\$5.965 /CCF	\$0.004 /SqFt
WATER	56.00 CCF			\$228.41	\$4.079 /CCF	\$0.007 /SqFt
<b>Totals:</b>		<b>98,477 KBtu</b>	<b>2.961 KBtu/SqFt</b>	<b>\$3,566.46</b>		

## Energy

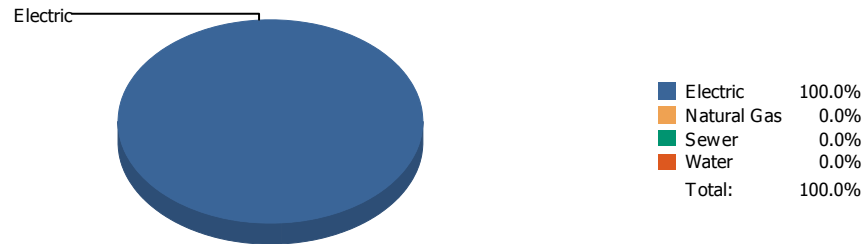


## Cost

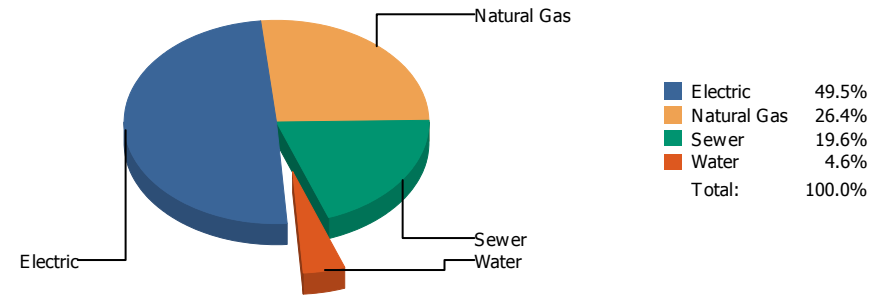


Commodity	Common Use	Energy Use	Energy Use / Area	Total Cost	Cost / Unit	Cost / Area
Place: [TELLES] R. TELLES ACADEMY 027 [BUILDING]						
Area: 38,000 SqFt						
Billing Period: Oct 2018						
ELECTRIC	41,600.00 kWh	141,981 KBtu	3.736 KBtu/SqFt	\$4,882.73	\$0.117 /kWh	\$0.128 /SqFt
NATURALGAS	26.00 CCF	2,678 KBtu	0.070 KBtu/SqFt	\$146.04	\$5.617 /CCF	\$0.004 /SqFt
SEWER	42.00 CCF			\$286.40	\$6.819 /CCF	\$0.008 /SqFt
WATER	91.00 CCF			\$444.22	\$4.882 /CCF	\$0.012 /SqFt
<b>Totals:</b>		<b>144,659 KBtu</b>	<b>3.807 KBtu/SqFt</b>	<b>\$5,759.39</b>		

## Energy

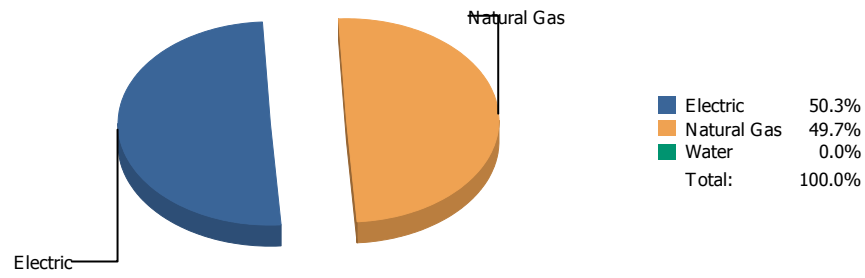


## Cost

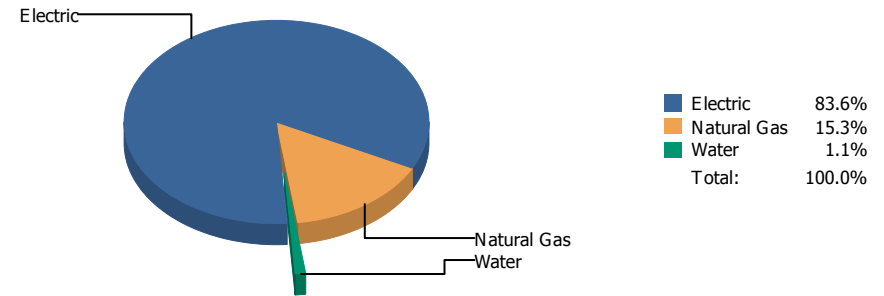


Commodity	Common Use	Energy Use	Energy Use / Area	Total Cost	Cost / Unit	Cost / Area
<b>Place: [TENNISCENTER_2] TENNIS CENTER 000 [BUILDING]</b>						
<b>Area: 3,867 SqFt</b>						
<b>Billing Period: Oct 2018</b>						
ELECTRIC	650.00 kWh	2,218 KBtu	0.574 KBtu/SqFt	\$249.82	\$0.384 /kWh	\$0.064 /SqFt
NATURALGAS	0.00 CCF	0 KBtu	0.000 KBtu/SqFt	\$133.05	\$0.000 /CCF	\$0.034 /SqFt
SEWER	3.00 CCF			\$99.00	\$33.000 /CCF	\$0.026 /SqFt
WATER	0.00 CCF			\$23.05	\$0.000 /CCF	\$0.006 /SqFt
<b>Totals:</b>		<b>2,218 KBtu</b>	<b>0.574 KBtu/SqFt</b>	<b>\$504.92</b>		

## Energy

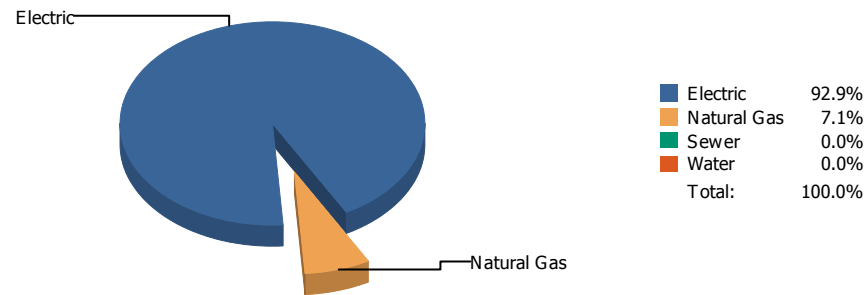


## Cost

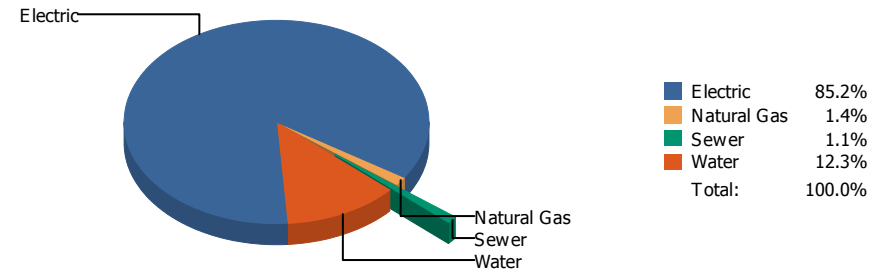


Commodity	Common Use	Energy Use	Energy Use / Area	Total Cost	Cost / Unit	Cost / Area
Place: [TERRACE] TERRACE HILLS 048 [BUILDING]						
Area: 138,021 SqFt						
Billing Period: Oct 2018						
ELECTRIC	29,400.00 kWh	100,342 KBtu	0.727 KBtu/SqFt	\$4,060.47	\$0.138 /kWh	\$0.029 /SqFt
NATURALGAS	963.00 CCF	99,189 KBtu	0.719 KBtu/SqFt	\$743.64	\$0.772 /CCF	\$0.005 /SqFt
WATER	0.00 CCF			\$54.48	\$0.000 /CCF	\$0.000 /SqFt
<b>Totals:</b>		<b>199,531 KBtu</b>	<b>1.446 KBtu/SqFt</b>	<b>\$4,858.59</b>		

## Energy

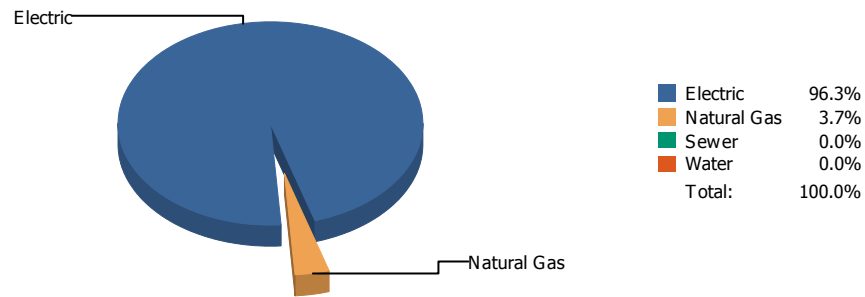


## Cost

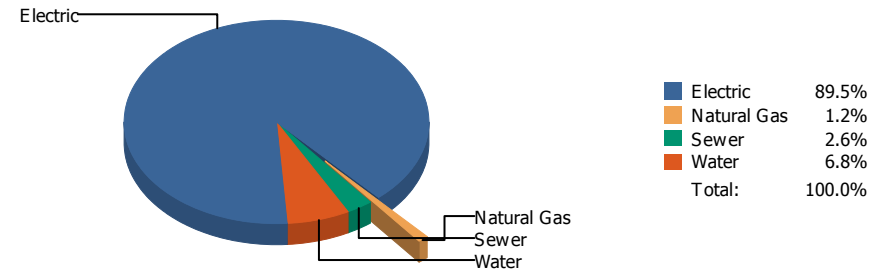


Commodity	Common Use	Energy Use	Energy Use / Area	Total Cost	Cost / Unit	Cost / Area
Place: [TIPPENELEMENTARY] TIPPIN ELEMENTARY 168 [BUILDING]						
Area: 88,360 SqFt						
Billing Period: Oct 2018						
ELECTRIC	110,160.00 kWh	375,976 KBtu	4.255 KBtu/SqFt	\$16,108.00	\$0.146 /kWh	\$0.182 /SqFt
NATURALGAS	278.00 CCF	28,634 KBtu	0.324 KBtu/SqFt	\$271.98	\$0.978 /CCF	\$0.003 /SqFt
SEWER	0.00 CCF			\$206.18	\$0.000 /CCF	\$0.002 /SqFt
WATER	355.00 CCF			\$2,330.99	\$6.566 /CCF	\$0.026 /SqFt
<b>Totals:</b>		<b>404,610 KBtu</b>	<b>4.579 KBtu/SqFt</b>	<b>\$18,917.15</b>		

## Energy

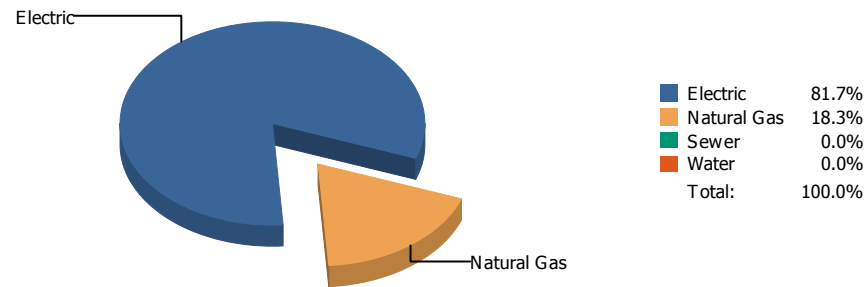


## Cost

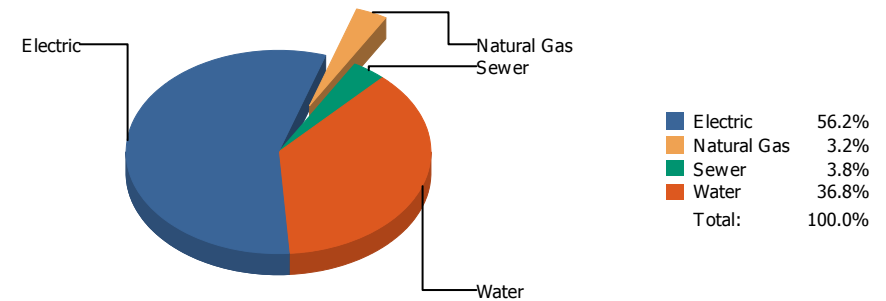


Commodity	Common Use	Energy Use	Energy Use / Area	Total Cost	Cost / Unit	Cost / Area
<b>Place: [TOMLEA_2] TOM LEA 178 [BUILDING]</b> <b>Area: 88,828 SqFt</b> <b>Billing Period: Oct 2018</b>						
ELECTRIC	92,200.00 kWh	314,679 KBtu	3.543 KBtu/SqFt	\$13,986.42	\$0.152 /kWh	\$0.157 /SqFt
NATURALGAS	116.00 CCF	11,948 KBtu	0.135 KBtu/SqFt	\$190.70	\$1.644 /CCF	\$0.002 /SqFt
SEWER	102.00 CCF			\$401.00	\$3.931 /CCF	\$0.005 /SqFt
WATER	263.00 CCF			\$1,056.11	\$4.016 /CCF	\$0.012 /SqFt
<b>Totals:</b>		<b>326,627 KBtu</b>	<b>3.677 KBtu/SqFt</b>	<b>\$15,634.23</b>		

## Energy



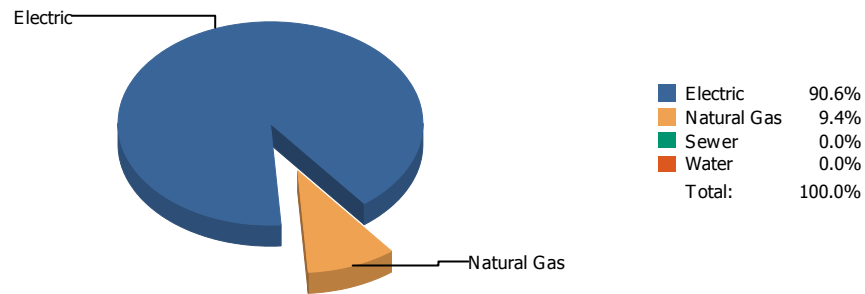
## Cost



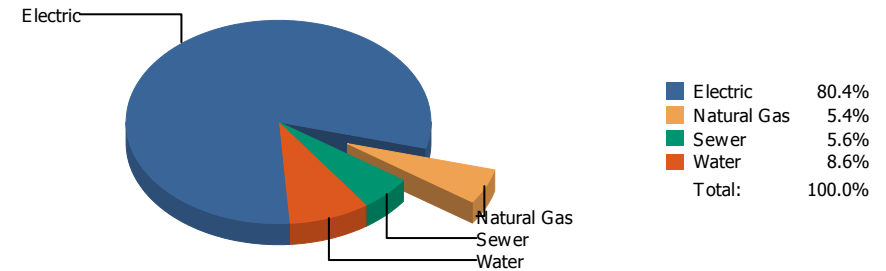
Commodity	Common Use	Energy Use	Energy Use / Area	Total Cost	Cost / Unit	Cost / Area
<b>Place: [TRAVIS] TRAVIS      143 [BUILDING]</b> <b>Area: 78,925 SqFt</b> <b>Billing Period: Oct 2018</b>						
ELECTRIC	34,440.00 kWh	117,544 KBtu	1.489 KBtu/SqFt	\$4,590.12	\$0.133 /kWh	\$0.058 /SqFt
NATURALGAS	255.00 CCF	26,265 KBtu	0.333 KBtu/SqFt	\$259.82	\$1.019 /CCF	\$0.003 /SqFt
SEWER	73.00 CCF			\$306.83	\$4.203 /CCF	\$0.004 /SqFt
WATER	514.00 CCF			\$3,008.47	\$5.853 /CCF	\$0.038 /SqFt
<b>Totals:</b>		<b>143,809 KBtu</b>	<b>1.822 KBtu/SqFt</b>	<b>\$8,165.24</b>		



## Energy

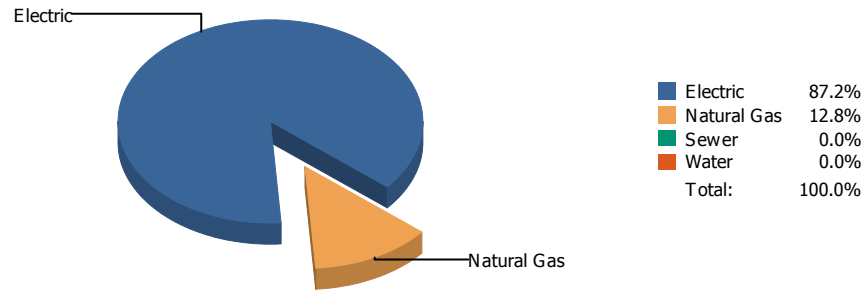


## Cost

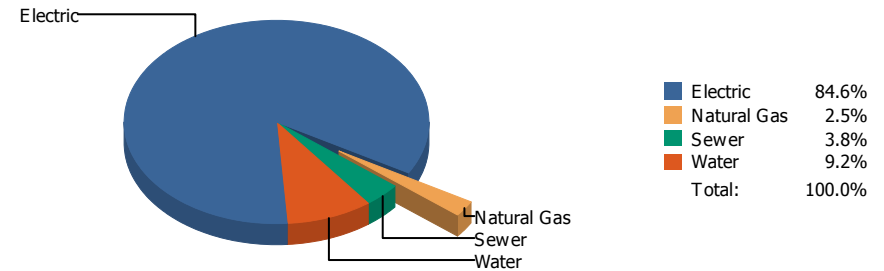


Commodity	Common Use	Energy Use	Energy Use / Area	Total Cost	Cost / Unit	Cost / Area
Place: [VILAS] VILAS 144 [BUILDING]						
Area: 66,992 SqFt						
Billing Period: Oct 2018						
ELECTRIC	51,528.00 kWh	175,865 KBtu	2.625 KBtu/SqFt	\$7,288.34	\$0.141 /kWh	\$0.109 /SqFt
NATURALGAS	177.00 CCF	18,231 KBtu	0.272 KBtu/SqFt	\$487.30	\$2.753 /CCF	\$0.007 /SqFt
SEWER	70.00 CCF			\$506.78	\$7.240 /CCF	\$0.007 /SqFt
WATER	158.00 CCF			\$780.62	\$4.941 /CCF	\$0.012 /SqFt
<b>Totals:</b>		<b>194,096 KBtu</b>	<b>2.897 KBtu/SqFt</b>	<b>\$9,063.04</b>		

## Energy



## Cost



Commodity	Common Use	Energy Use	Energy Use / Area	Total Cost	Cost / Unit	Cost / Area
Place: [W HILLS] WESTERN HILLS 146 [BUILDING]						
Area: 77,753 SqFt						
Billing Period: Oct 2018						
ELECTRIC	60,480.00 kWh	206,418 KBtu	2.655 KBtu/SqFt	\$9,613.88	\$0.159 /kWh	\$0.124 /SqFt
NATURALGAS	294.00 CCF	30,282 KBtu	0.389 KBtu/SqFt	\$279.85	\$0.952 /CCF	\$0.004 /SqFt
SEWER	61.00 CCF			\$434.07	\$7.116 /CCF	\$0.006 /SqFt
WATER	297.00 CCF			\$1,041.48	\$3.507 /CCF	\$0.013 /SqFt
<b>Totals:</b>		<b>236,700 KBtu</b>	<b>3.044 KBtu/SqFt</b>	<b>\$11,369.28</b>		

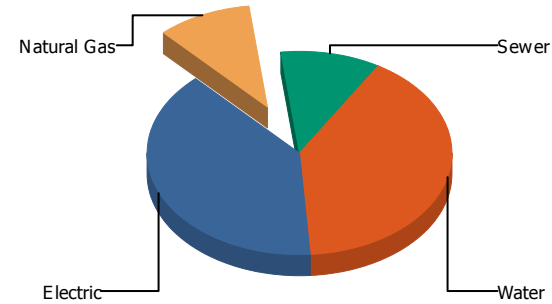
## Energy

Electric



Electric	100.0%
Natural Gas	0.0%
Sewer	0.0%
Water	0.0%
<b>Total:</b>	<b>100.0%</b>

## Cost

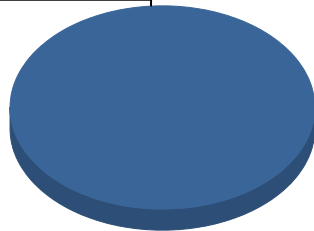


Electric	39.3%
Natural Gas	9.9%
Sewer	10.5%
Water	40.4%
<b>Total:</b>	<b>100.0%</b>

Commodity	Common Use	Energy Use	Energy Use / Area	Total Cost	Cost / Unit	Cost / Area
<b>Place: [WAINWRIG] WAINWRIGHT 145 [BUILDING]</b> <b>Area: 38,227 SqFt</b> <b>Billing Period: Oct 2018</b>						
ELECTRIC	10,132.00 kWh	34,581 KBtu	0.905 KBtu/SqFt	\$1,060.74	\$0.105 /kWh	\$0.028 /SqFt
NATURALGAS	0.00 CCF	0 KBtu	0.000 KBtu/SqFt	\$266.10	\$0.000 /CCF	\$0.007 /SqFt
SEWER	51.00 CCF			\$283.95	\$5.568 /CCF	\$0.007 /SqFt
WATER	212.00 CCF			\$1,090.70	\$5.145 /CCF	\$0.028 /SqFt
<b>Totals:</b>		<b>34,581 KBtu</b>	<b>0.905 KBtu/SqFt</b>	<b>\$2,701.49</b>		

## Energy

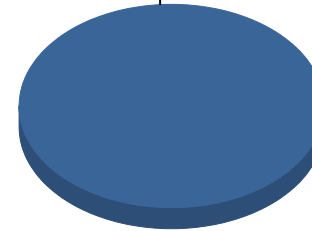
Electric



■ Electric 100.0%  
Total: 100.0%

## Cost

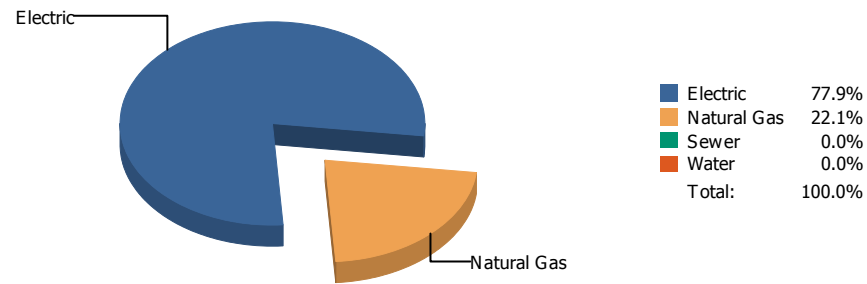
Electric



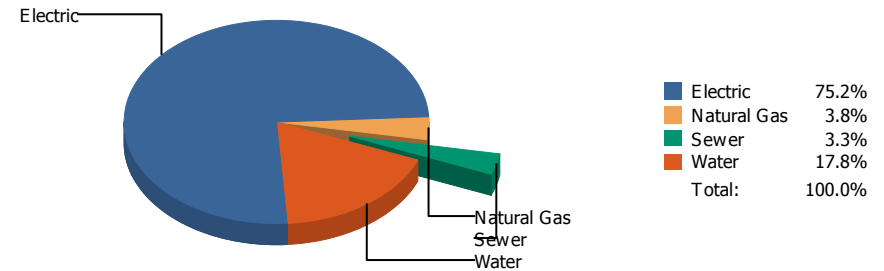
■ Electric 100.0%  
Total: 100.0%

Commodity	Common Use	Energy Use	Energy Use / Area	Total Cost	Cost / Unit	Cost / Area
Place: [WESTSIDE] WESTSIDE TRANSPORTATION 951 [BUILDING]						
Area: 4,040 SqFt						
Billing Period: Oct 2018						
ELECTRIC	3,036.00 kWh	10,362 KBtu	2.565 KBtu/SqFt	\$390.03	\$0.128 /kWh	\$0.097 /SqFt
<b>Totals:</b>		<b>10,362 KBtu</b>	<b>2.565 KBtu/SqFt</b>	<b>\$390.03</b>		

## Energy



## Cost



Commodity	Common Use	Energy Use	Energy Use / Area	Total Cost	Cost / Unit	Cost / Area
Place: [WHITAKER] WHITAKER 153 [BUILDING]						
Area: 89,458 SqFt						
Billing Period: Oct 2018						
ELECTRIC	91,320.00 kWh	311,675 KBtu	3.484 KBtu/SqFt	\$10,906.84	\$0.119 /kWh	\$0.122 /SqFt
NATURALGAS	857.00 CCF	88,271 KBtu	0.987 KBtu/SqFt	\$551.39	\$0.643 /CCF	\$0.006 /SqFt
SEWER	91.00 CCF			\$473.26	\$5.201 /CCF	\$0.005 /SqFt
WATER	764.00 CCF			\$2,574.99	\$3.370 /CCF	\$0.029 /SqFt
<b>Totals:</b>		<b>399,946 KBtu</b>	<b>4.471 KBtu/SqFt</b>	<b>\$14,506.48</b>		

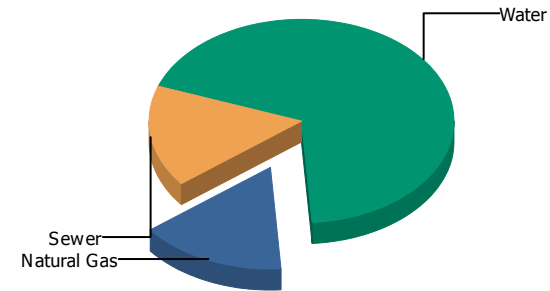
## Energy

Natural Gas



Natural Gas 100.0%  
 Sewer 0.0%  
 Water 0.0%  
 Total: 100.0%

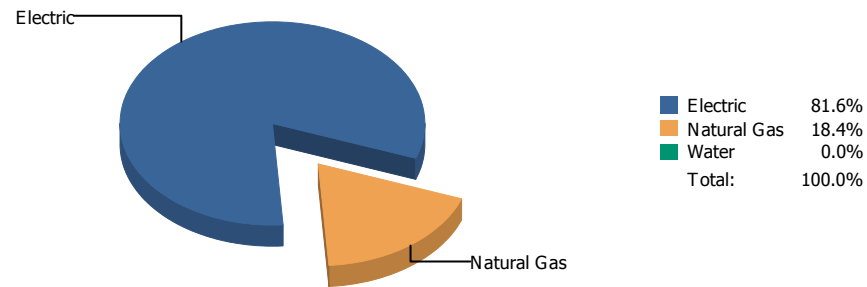
## Cost



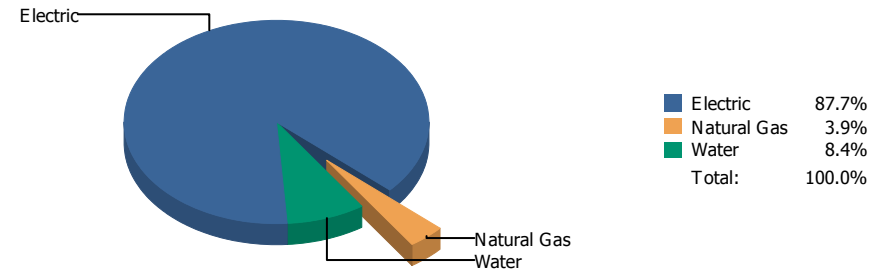
Natural Gas 15.6%  
 Sewer 16.2%  
 Water 68.2%  
 Total: 100.0%

Commodity	Common Use	Energy Use	Energy Use / Area	Total Cost	Cost / Unit	Cost / Area
<b>Place: [WHITE] ZACH WHITE ELEMENTARY NEW-1997 [BUILDING]</b>						
<b>Area: 92,458 SqFt</b>						
<b>Billing Period: Oct 2018</b>						
NATURALGAS	256.00 CCF	26,368 KBtu	0.285 KBtu/SqFt	\$393.94	\$1.539 /CCF	\$0.004 /SqFt
SEWER	116.00 CCF			\$408.10	\$3.518 /CCF	\$0.004 /SqFt
WATER	455.00 CCF			\$1,719.87	\$3.780 /CCF	\$0.018 /SqFt
<b>Totals:</b>		<b>26,368 KBtu</b>	<b>0.285 KBtu/SqFt</b>	<b>\$2,521.91</b>		

## Energy

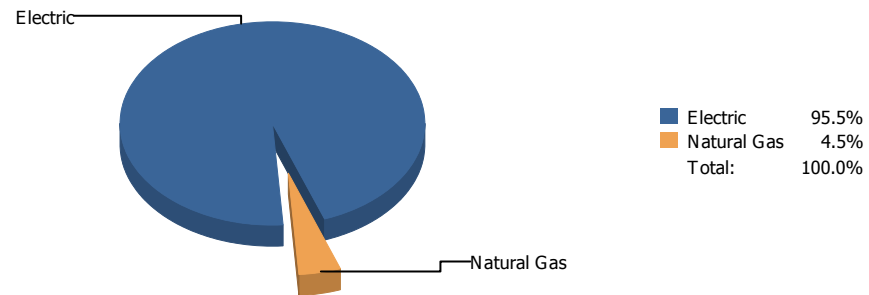


## Cost

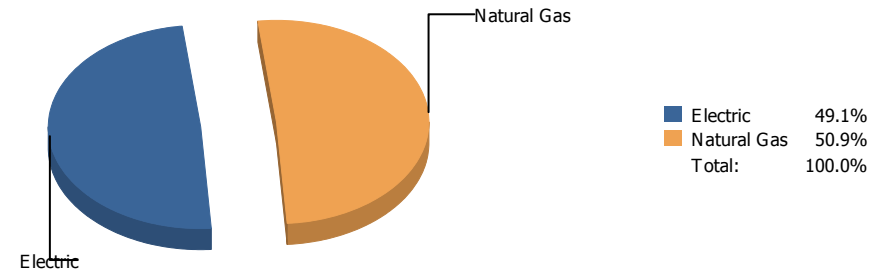


Commodity	Common Use	Energy Use	Energy Use / Area	Total Cost	Cost / Unit	Cost / Area
Place: [WIGGS] WIGGS 052 [BUILDING]						
Area: 110,689 SqFt						
Billing Period: Oct 2018						
ELECTRIC	63,360.00 kWh	216,248 KBtu	1.954 KBtu/SqFt	\$8,225.86	\$0.130 /kWh	\$0.074 /SqFt
NATURALGAS	472.00 CCF	48,616 KBtu	0.439 KBtu/SqFt	\$367.68	\$0.779 /CCF	\$0.003 /SqFt
WATER	168.00 CCF			\$786.04	\$4.679 /CCF	\$0.007 /SqFt
<b>Totals:</b>		<b>264,864 KBtu</b>	<b>2.393 KBtu/SqFt</b>	<b>\$9,379.58</b>		

## Energy



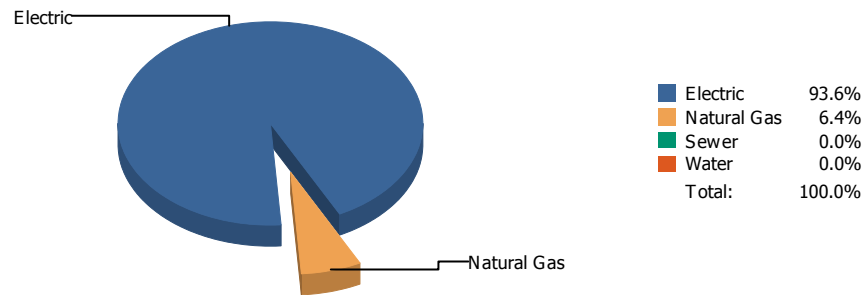
## Cost



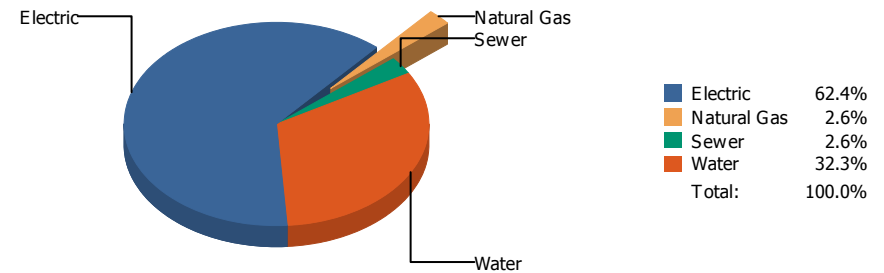
Commodity	Common Use	Energy Use	Energy Use / Area	Total Cost	Cost / Unit	Cost / Area
Place: [ZANEGREYWAREHOUSE] ZANE GREY WAREHOUSE [BUILDING]						
Area: 0 SqFt						
Billing Period: Oct 2018						
ELECTRIC	645.00 kWh	2,201 KBtu		\$89.53	\$0.139 /kWh	
NATURALGAS	1.00 CCF	103 KBtu		\$92.78	\$92.780 /CCF	
<b>Totals:</b>		<b>2,304 KBtu</b>		<b>\$182.31</b>		



## Energy



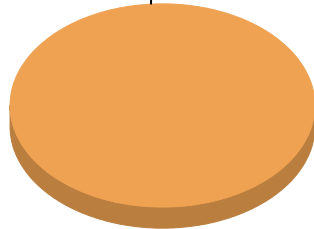
## Cost



Commodity	Common Use	Energy Use	Energy Use / Area	Total Cost	Cost / Unit	Cost / Area
<b>Place: [ZAVALA] ZAVALA      148 [BUILDING]</b> <b>Area: 53,356 SqFt</b> <b>Billing Period: Oct 2018</b>						
ELECTRIC	33,250.00 kWh	113,482 KBtu	2.127 KBtu/SqFt	\$4,132.04	\$0.124 /kWh	\$0.077 /SqFt
NATURALGAS	75.00 CCF	7,725 KBtu	0.145 KBtu/SqFt	\$170.50	\$2.273 /CCF	\$0.003 /SqFt
SEWER	43.00 CCF			\$175.40	\$4.079 /CCF	\$0.003 /SqFt
WATER	338.00 CCF			\$2,141.04	\$6.334 /CCF	\$0.040 /SqFt
<b>Totals:</b>		<b>121,207 KBtu</b>	<b>2.272 KBtu/SqFt</b>	<b>\$6,618.98</b>		

## Energy

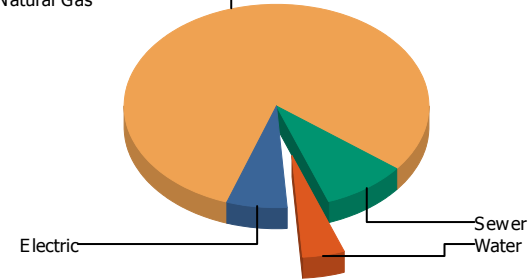
Natural Gas



Electric	0.0%
Natural Gas	100.0%
Sewer	0.0%
Water	0.0%
<b>Total:</b>	<b>100.0%</b>

## Cost

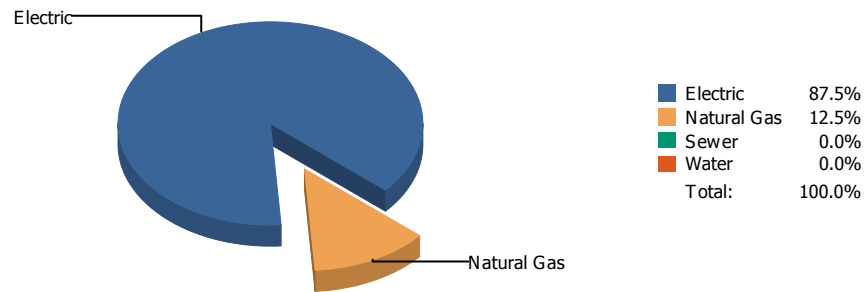
Natural Gas



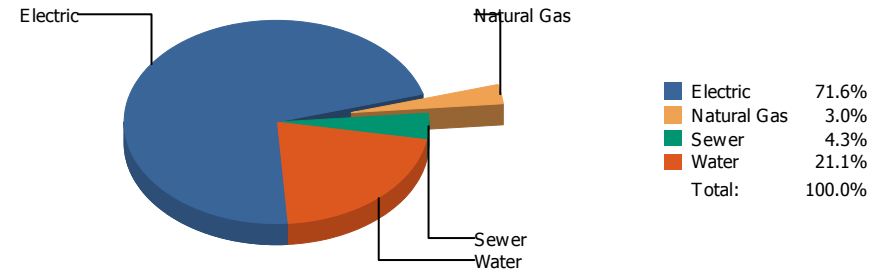
Electric	6.3%
Natural Gas	80.3%
Sewer	9.1%
Water	4.3%
<b>Total:</b>	<b>100.0%</b>

Commodity	Common Use	Energy Use	Energy Use / Area	Total Cost	Cost / Unit	Cost / Area
<b>Place: [ZUNI] ZUNI COTTAGES 952 [BUILDING]</b> <b>Area: 3,505 SqFt</b> <b>Billing Period: Oct 2018</b>						
ELECTRIC	0.00 kWh	0 KBtu	0.000 KBtu/SqFt	\$20.79	\$0.000 /kWh	\$0.006 /SqFt
NATURALGAS	1.00 CCF	103 KBtu	0.029 KBtu/SqFt	\$266.60	\$266.600 /CCF	\$0.076 /SqFt
SEWER	0.00 CCF			\$30.28	\$0.000 /CCF	\$0.009 /SqFt
WATER	0.00 CCF			\$14.32	\$0.000 /CCF	\$0.004 /SqFt
<b>Totals:</b>		<b>103 KBtu</b>	<b>0.029 KBtu/SqFt</b>	<b>\$331.99</b>		

## Energy



## Cost



Commodity	Common Use	Energy Use	Energy Use / Area	Total Cost	Cost / Unit	Cost / Area
<b>Place Summary Report</b>						
<b>Area: 10,738,664 SqFt</b>						
<b>Billing Period: Oct 2018</b>						
ELECTRIC	7,282,977.00 kWh	24,856,801 KBtu	2.314 KBtu/SqFt	\$957,738.81	\$0.132 /kWh	\$0.089 /SqFt
NATURALGAS	34,617.00 CCF	3,565,551 KBtu	0.332 KBtu/SqFt	\$40,169.19	\$1.160 /CCF	\$0.004 /SqFt
SEWER	16,518.00 CCF			\$57,350.63	\$3.472 /CCF	\$0.005 /SqFt
WATER	64,089.00 CCF			\$281,900.08	\$4.399 /CCF	\$0.026 /SqFt
<b>Totals:</b>		<b>28,422,352 KBtu</b>	<b>2.647 KBtu/SqFt</b>	<b>\$1,337,158.71</b>		

\* Please note per area calculations only include buildings with a floor area greater than 0.

**Requested by:** eagarci2

**Client version:**

**Report version:** 9

**Filters:** Meters in Building Name: Not one of ZACH WHITE MODULAR SCHOOL 147;START SCHOOL EARLY 1 DAY VALUE;STADIUM RATE CHANGES;SKY PARK  
IB1;SKY PARK I 200;SKY PARK;ROOSEVELT 137;REMCON COTTAGES;PARKDALE COTTAGES 957;NORTHEAST BOOK DEPOSITORY 814;NEW  
COMPUTERS SINCE JUNE 1990;Lighting;HERCULES COTTAGES 141A;Butterfield Trail Warehouse;BRANON COTTAGES 955;BLUE FLAME  
BLDG.;BARCELONA COTTAGES;ALL REFUNDS AND REBATES; ; Bill is Void Equals 0; Account is Active Equals 1; Bill is from External Vendor Equals 1; ; Billing Period  
Equals Oct 2018

**Record count:** 0