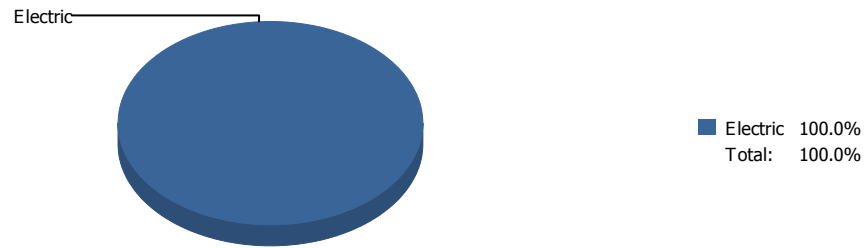
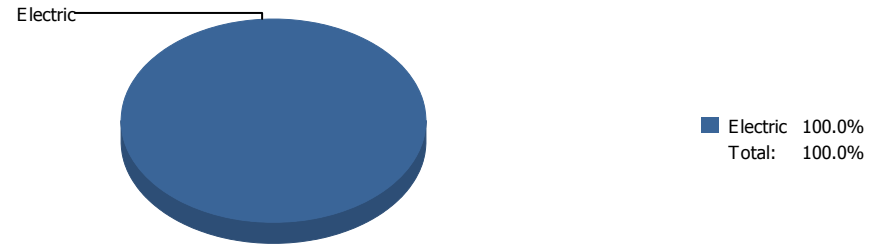


Energy

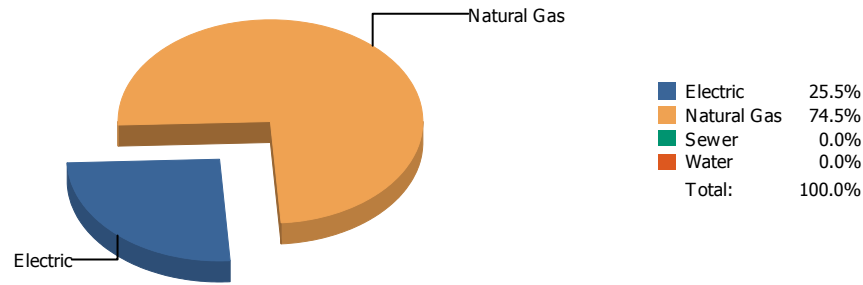


Cost

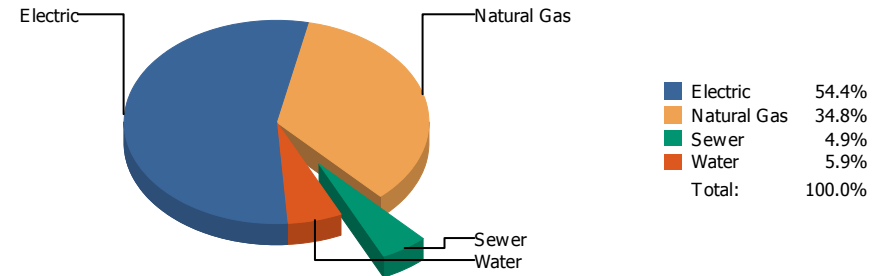


Commodity	Common Use	Energy Use	Energy Use / Area	Total Cost	Cost / Unit	Cost / Area
<b>Place: [ALAMO] ALAMO 101 [BUILDING]</b>						
<b>Area: 58,978 SqFt</b>						
<b>Billing Period: Dec 2018</b>						
ELECTRIC	1,100.00 kWh	3,753 KBtu	0.064 KBtu/SqFt	\$130.01	\$0.118 /kWh	\$0.002 /SqFt
<b>Totals:</b>		<b>3,753 KBtu</b>	<b>0.064 KBtu/SqFt</b>	<b>\$130.01</b>		

**Energy**

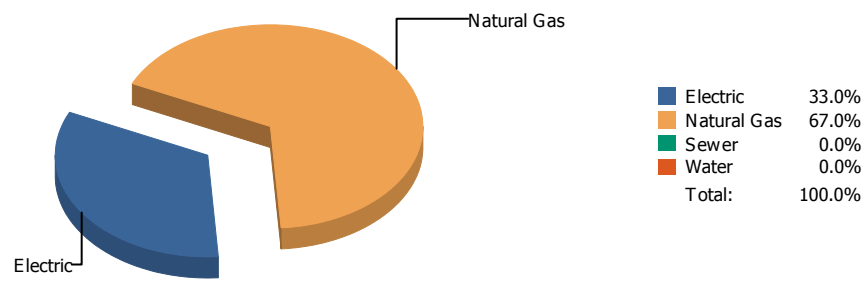


**Cost**

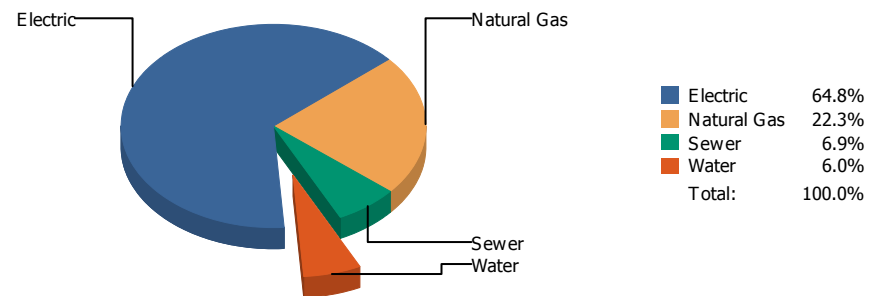


Commodity	Common Use	Energy Use	Energy Use / Area	Total Cost	Cost / Unit	Cost / Area
<b>Place: [ALTA] ALTA VISTA 102 [BUILDING]</b>						
<b>Area: 68,463 SqFt</b>						
<b>Billing Period: Dec 2018</b>						
ELECTRIC	27,300.00 kWh	93,148 KBtu	1.361 KBtu/SqFt	\$2,670.51	\$0.098 /kWh	\$0.039 /SqFt
NATURALGAS	2,639.00 CCF	271,817 KBtu	3.970 KBtu/SqFt	\$1,705.84	\$0.646 /CCF	\$0.025 /SqFt
SEWER	77.00 CCF			\$240.34	\$3.121 /CCF	\$0.004 /SqFt
WATER	73.00 CCF			\$288.53	\$3.952 /CCF	\$0.004 /SqFt
<b>Totals:</b>		<b>364,965 KBtu</b>	<b>5.331 KBtu/SqFt</b>	<b>\$4,905.22</b>		

### Energy

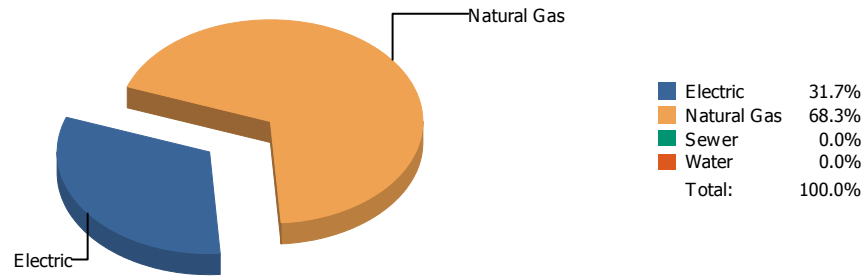


### Cost

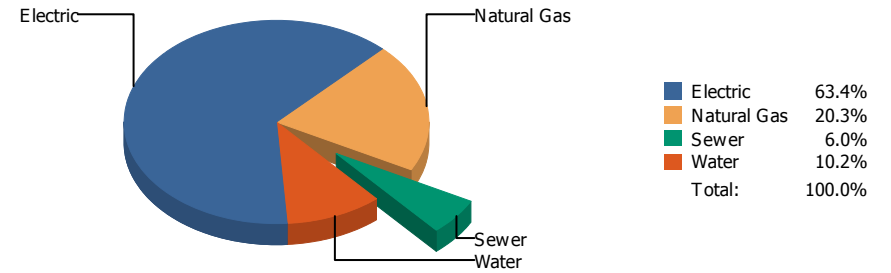


Commodity	Common Use	Energy Use	Energy Use / Area	Total Cost	Cost / Unit	Cost / Area
<b>Place: [ADDRESS] ADDRESS      001 [BUILDING]</b>						
<b>Area: 266,968 SqFt</b>						
<b>Billing Period: Dec 2018</b>						
ELECTRIC	110,802.00 kWh	378,056 KBtu	1.416 KBtu/SqFt	\$12,884.54	\$0.116 /kWh	\$0.048 /SqFt
NATURALGAS	7,444.00 CCF	766,732 KBtu	2.872 KBtu/SqFt	\$4,440.78	\$0.597 /CCF	\$0.017 /SqFt
SEWER	608.00 CCF			\$1,367.46	\$2.249 /CCF	\$0.005 /SqFt
WATER	458.00 CCF			\$1,200.58	\$2.621 /CCF	\$0.004 /SqFt
<b>Totals:</b>		<b>1,144,788 KBtu</b>	<b>4.288 KBtu/SqFt</b>	<b>\$19,893.36</b>		

**Energy**

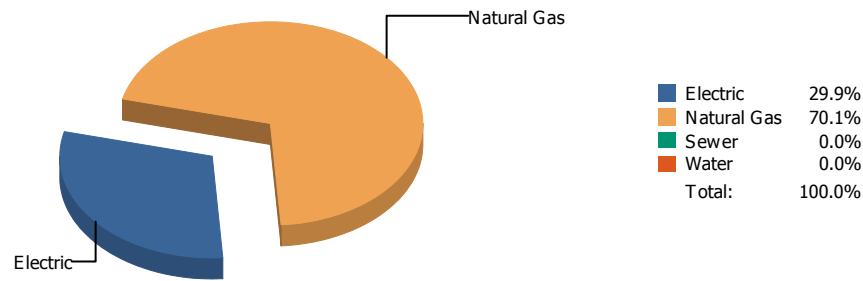


**Cost**

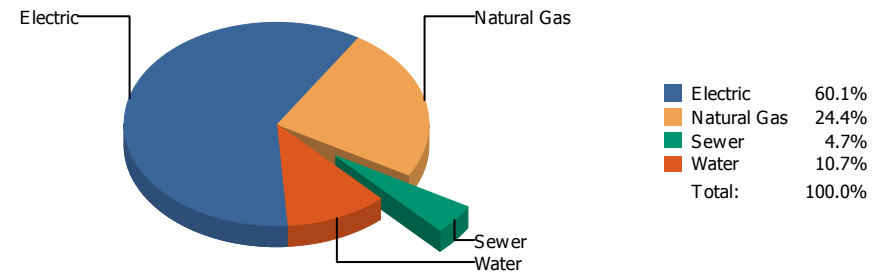


Commodity	Common Use	Energy Use	Energy Use / Area	Total Cost	Cost / Unit	Cost / Area
<b>Place: [AOY] AOY      103 [BUILDING]</b>						
<b>Area: 105,486 SqFt</b>						
<b>Billing Period: Dec 2018</b>						
ELECTRIC	41,975.00 kWh	143,219 KBtu	1.358 KBtu/SqFt	\$5,945.46	\$0.142 /kWh	\$0.056 /SqFt
NATURALGAS	2,996.00 CCF	308,588 KBtu	2.925 KBtu/SqFt	\$1,905.41	\$0.636 /CCF	\$0.018 /SqFt
SEWER	88.00 CCF			\$559.77	\$6.361 /CCF	\$0.005 /SqFt
WATER	133.00 CCF			\$959.85	\$7.217 /CCF	\$0.009 /SqFt
<b>Totals:</b>		<b>451,807 KBtu</b>	<b>4.283 KBtu/SqFt</b>	<b>\$9,370.49</b>		

### Energy

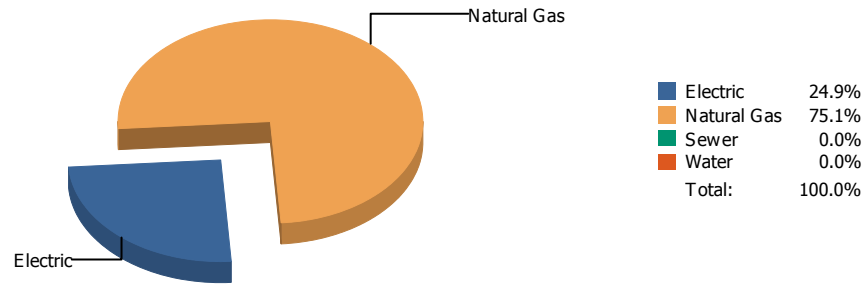


### Cost

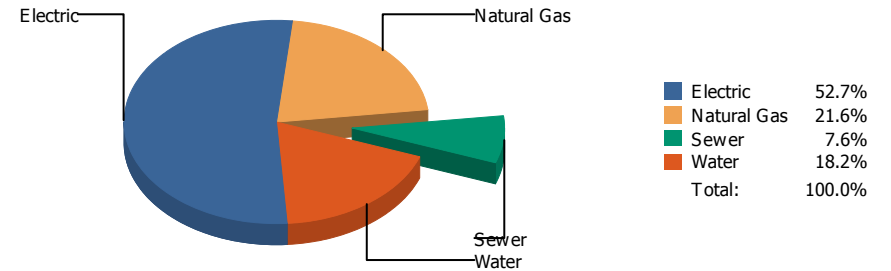


Commodity	Common Use	Energy Use	Energy Use / Area	Total Cost	Cost / Unit	Cost / Area
<b>Place: [ARMENDARIZ_1] ARMENDARIZ MIDDLE SCHOOL [BUILDING]</b>						
<b>Area: 133,779 SqFt</b>						
<b>Billing Period: Dec 2018</b>						
ELECTRIC	72,500.00 kWh	247,370 KBtu	1.849 KBtu/SqFt	\$7,851.14	\$0.108 /kWh	\$0.059 /SqFt
NATURALGAS	5,630.00 CCF	579,890 KBtu	4.335 KBtu/SqFt	\$3,192.39	\$0.567 /CCF	\$0.024 /SqFt
SEWER	156.00 CCF			\$615.52	\$3.946 /CCF	\$0.005 /SqFt
WATER	380.00 CCF			\$1,403.79	\$3.694 /CCF	\$0.010 /SqFt
<b>Totals:</b>		<b>827,260 KBtu</b>	<b>6.184 KBtu/SqFt</b>	<b>\$13,062.84</b>		

**Energy**

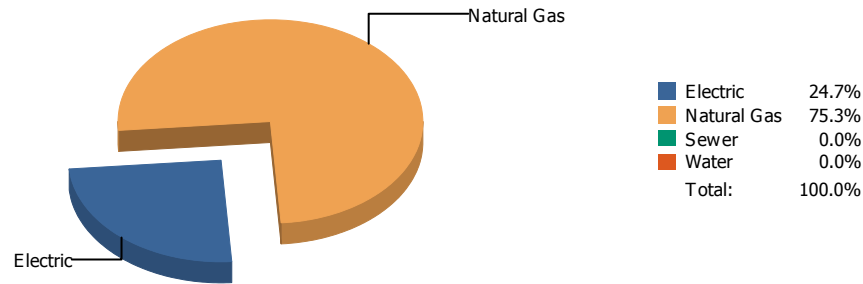


**Cost**

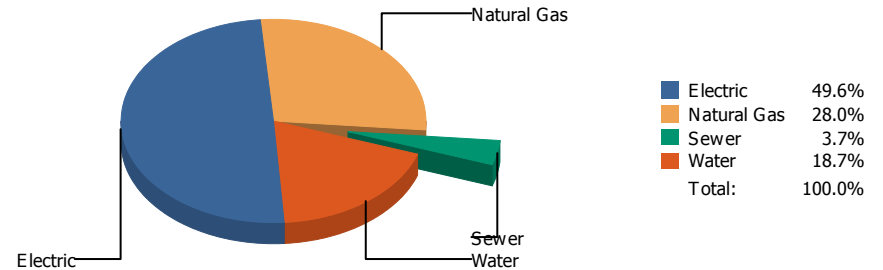


Commodity	Common Use	Energy Use	Energy Use / Area	Total Cost	Cost / Unit	Cost / Area
<b>Place: [AUSTIN] AUSTIN      002 [BUILDING]</b>						
<b>Area: 269,216 SqFt</b>						
<b>Billing Period: Dec 2018</b>						
ELECTRIC	96,158.00 kWh	328,091 KBtu	1.219 KBtu/SqFt	\$13,788.58	\$0.143 /kWh	\$0.051 /SqFt
NATURALGAS	9,622.00 CCF	991,066 KBtu	3.681 KBtu/SqFt	\$5,641.64	\$0.586 /CCF	\$0.021 /SqFt
SEWER	608.00 CCF			\$1,982.94	\$3.261 /CCF	\$0.007 /SqFt
WATER	1,267.00 CCF			\$4,764.29	\$3.760 /CCF	\$0.018 /SqFt
<b>Totals:</b>		<b>1,319,157 KBtu</b>	<b>4.900 KBtu/SqFt</b>	<b>\$26,177.45</b>		

**Energy**

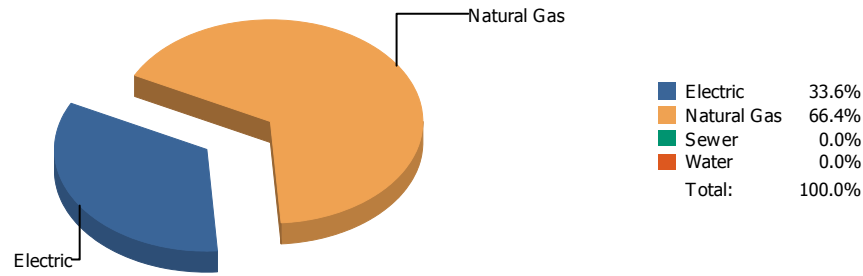


**Cost**

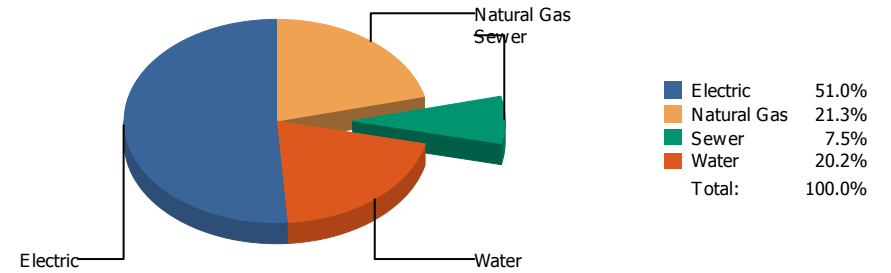


Commodity	Common Use	Energy Use	Energy Use / Area	Total Cost	Cost / Unit	Cost / Area
<b>Place: [BARRON ELEMENTARY] Barron Elementary 165 [BUILDING]</b>						
<b>Area: 87,818 SqFt</b>						
<b>Billing Period: Dec 2018</b>						
ELECTRIC	59,258.00 kWh	202,188 KBtu	2.302 KBtu/SqFt	\$6,246.88	\$0.105 /kWh	\$0.071 /SqFt
NATURALGAS	5,999.00 CCF	617,897 KBtu	7.036 KBtu/SqFt	\$3,525.26	\$0.588 /CCF	\$0.040 /SqFt
SEWER	61.00 CCF			\$468.90	\$7.687 /CCF	\$0.005 /SqFt
WATER	277.00 CCF			\$2,349.95	\$8.484 /CCF	\$0.027 /SqFt
<b>Totals:</b>		<b>820,085 KBtu</b>	<b>9.338 KBtu/SqFt</b>	<b>\$12,590.99</b>		

**Energy**



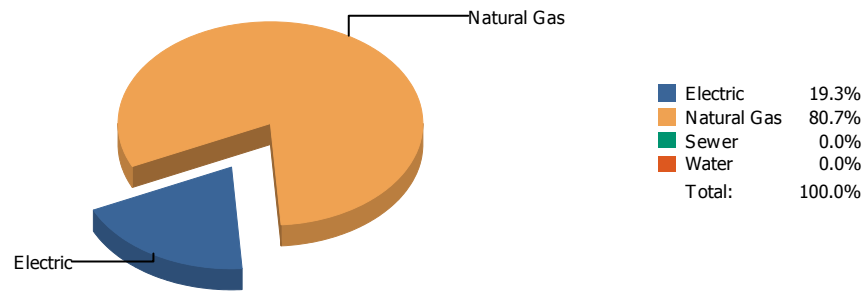
**Cost**



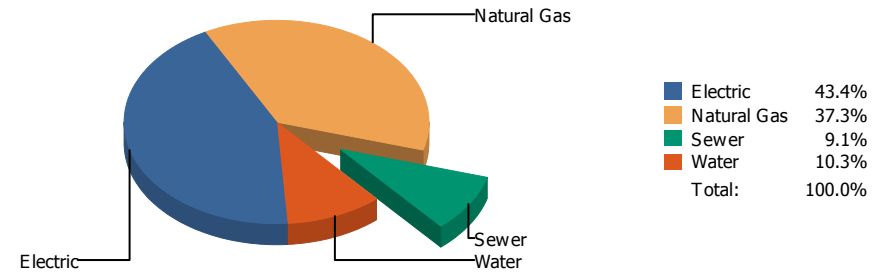
Commodity	Common Use	Energy Use	Energy Use / Area	Total Cost	Cost / Unit	Cost / Area
<b>Place: [BASSETT] BASSETT                      049 [BUILDING]</b>						
<b>Area: 174,250 SqFt</b>						
<b>Billing Period: Dec 2018</b>						
ELECTRIC	62,000.00 kWh	211,544 KBtu	1.214 KBtu/SqFt	\$5,945.17	\$0.096 /kWh	\$0.034 /SqFt
NATURALGAS	4,052.00 CCF	417,356 KBtu	2.395 KBtu/SqFt	\$2,480.99	\$0.612 /CCF	\$0.014 /SqFt
SEWER	352.00 CCF			\$878.50	\$2.496 /CCF	\$0.005 /SqFt
WATER	706.00 CCF			\$2,356.21	\$3.337 /CCF	\$0.013 /SqFt
<b>Totals:</b>		<b>628,900 KBtu</b>	<b>3.609 KBtu/SqFt</b>	<b>\$11,660.87</b>		



### Energy



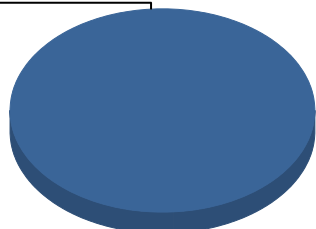
### Cost



Commodity	Common Use	Energy Use	Energy Use / Area	Total Cost	Cost / Unit	Cost / Area
<b>Place: [BEALL] BEALL      104 [BUILDING]</b>						
<b>Area: 74,454 SqFt</b>						
<b>Billing Period: Dec 2018</b>						
ELECTRIC	17,774.00 kWh	60,645 KBtu	0.815 KBtu/SqFt	\$1,891.69	\$0.106 /kWh	\$0.025 /SqFt
NATURALGAS	2,463.00 CCF	253,689 KBtu	3.407 KBtu/SqFt	\$1,626.42	\$0.660 /CCF	\$0.022 /SqFt
SEWER	99.00 CCF			\$395.27	\$3.993 /CCF	\$0.005 /SqFt
WATER	109.00 CCF			\$450.23	\$4.131 /CCF	\$0.006 /SqFt
<b>Totals:</b>		<b>314,334 KBtu</b>	<b>4.222 KBtu/SqFt</b>	<b>\$4,363.61</b>		

**Energy**

Electric

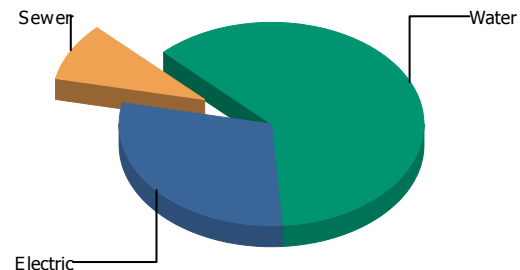


Electric 100.0%  
 Sewer 0.0%  
 Water 0.0%  
 Total: 100.0%

**Cost**

Sewer

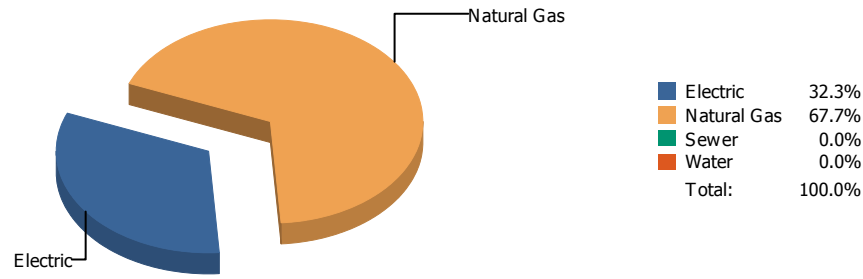
Electric



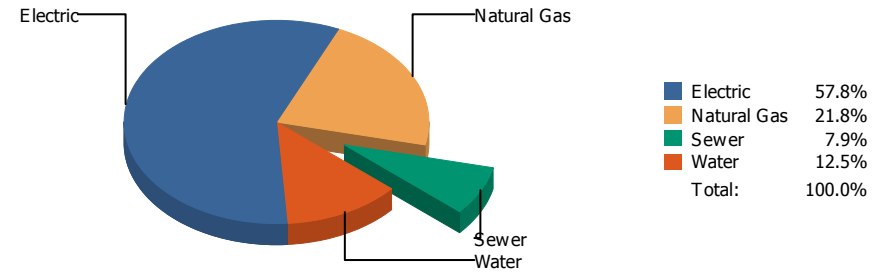
Electric 29.5%  
 Sewer 9.2%  
 Water 61.3%  
 Total: 100.0%

Commodity	Common Use	Energy Use	Energy Use / Area	Total Cost	Cost / Unit	Cost / Area
<b>Place: [BLISS] BLISS      105 [BUILDING]</b>						
<b>Area: 78,820 SqFt</b>						
<b>Billing Period: Dec 2018</b>						
ELECTRIC	32,957.00 kWh	112,449 KBtu	1.427 KBtu/SqFt	\$3,263.24	\$0.099 /kWh	\$0.041 /SqFt
SEWER	426.00 CCF			\$1,019.84	\$2.394 /CCF	\$0.013 /SqFt
WATER	1,542.00 CCF			\$6,780.11	\$4.397 /CCF	\$0.086 /SqFt
<b>Totals:</b>		<b>112,449 KBtu</b>	<b>1.427 KBtu/SqFt</b>	<b>\$11,063.19</b>		

**Energy**

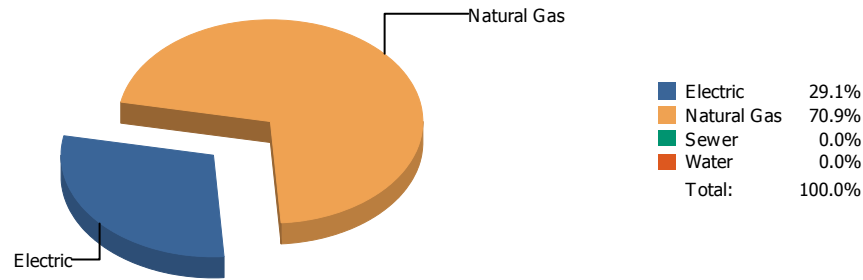


**Cost**

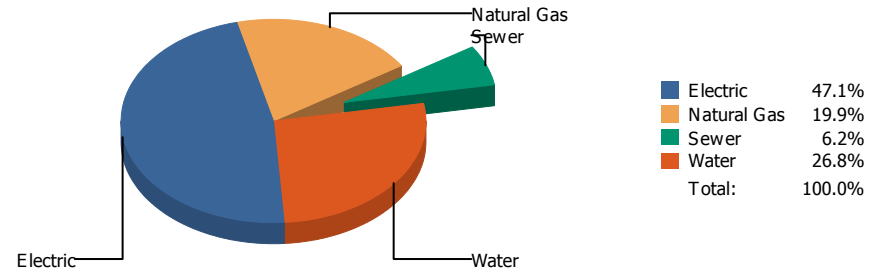


Commodity	Common Use	Energy Use	Energy Use / Area	Total Cost	Cost / Unit	Cost / Area
<b>Place: [BOND_2] BOND      160 [BUILDING]</b>						
<b>Area: 89,988 SqFt</b>						
<b>Billing Period: Dec 2018</b>						
ELECTRIC	28,120.00 kWh	95,945 KBtu	1.066 KBtu/SqFt	\$3,565.21	\$0.127 /kWh	\$0.040 /SqFt
NATURALGAS	1,950.00 CCF	200,850 KBtu	2.232 KBtu/SqFt	\$1,347.70	\$0.691 /CCF	\$0.015 /SqFt
SEWER	98.00 CCF			\$486.63	\$4.966 /CCF	\$0.005 /SqFt
WATER	193.00 CCF			\$771.53	\$3.998 /CCF	\$0.008 /SqFt
<b>Totals:</b>		<b>296,795 KBtu</b>	<b>3.298 KBtu/SqFt</b>	<b>\$6,171.07</b>		

**Energy**

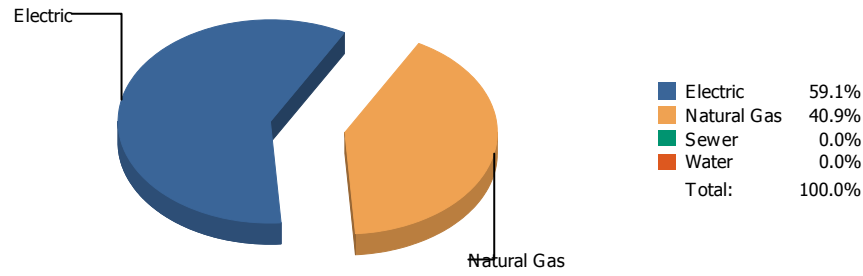


**Cost**

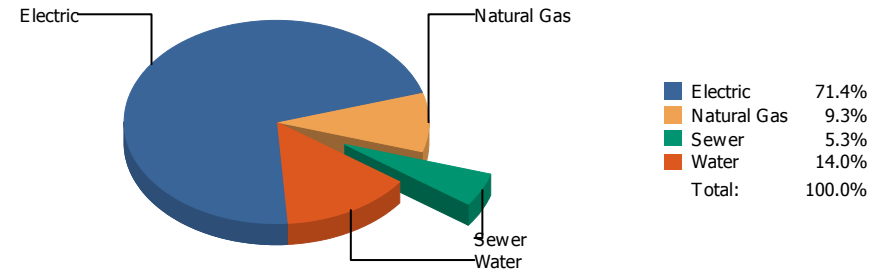


Commodity	Common Use	Energy Use	Energy Use / Area	Total Cost	Cost / Unit	Cost / Area
<b>Place: [BONHAM] BONHAM      106 [BUILDING]</b>						
<b>Area: 53,522 SqFt</b>						
<b>Billing Period: Dec 2018</b>						
ELECTRIC	30,378.00 kWh	103,650 KBtu	1.937 KBtu/SqFt	\$3,504.62	\$0.115 /kWh	\$0.065 /SqFt
NATURALGAS	2,450.00 CCF	252,350 KBtu	4.715 KBtu/SqFt	\$1,475.57	\$0.602 /CCF	\$0.028 /SqFt
SEWER	147.00 CCF			\$463.31	\$3.152 /CCF	\$0.009 /SqFt
WATER	429.00 CCF			\$1,989.68	\$4.638 /CCF	\$0.037 /SqFt
<b>Totals:</b>		<b>356,000 KBtu</b>	<b>6.651 KBtu/SqFt</b>	<b>\$7,433.18</b>		

**Energy**

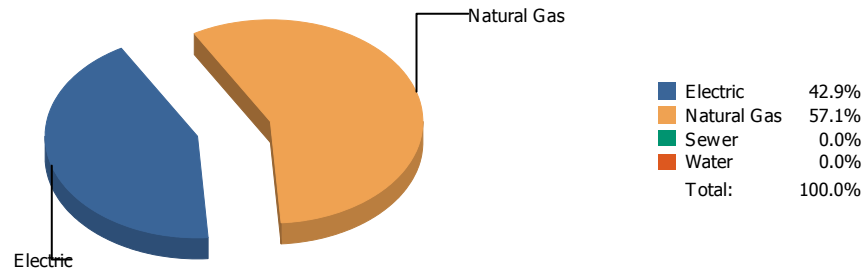


**Cost**

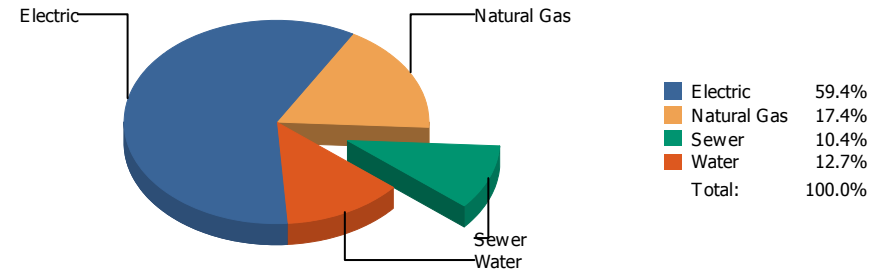


Commodity	Common Use	Energy Use	Energy Use / Area	Total Cost	Cost / Unit	Cost / Area
<b>Place: [BOWIE] BOWIE                      003 [BUILDING]</b>						
<b>Area: 282,931 SqFt</b>						
<b>Billing Period: Dec 2018</b>						
ELECTRIC	193,472.00 kWh	660,126 KBtu	2.333 KBtu/SqFt	\$20,711.46	\$0.107 /kWh	\$0.073 /SqFt
NATURALGAS	4,437.00 CCF	457,011 KBtu	1.615 KBtu/SqFt	\$2,699.47	\$0.608 /CCF	\$0.010 /SqFt
SEWER	482.00 CCF			\$1,537.63	\$3.190 /CCF	\$0.005 /SqFt
WATER	1,422.00 CCF			\$4,047.29	\$2.846 /CCF	\$0.014 /SqFt
<b>Totals:</b>		<b>1,117,137 KBtu</b>	<b>3.948 KBtu/SqFt</b>	<b>\$28,995.85</b>		

**Energy**

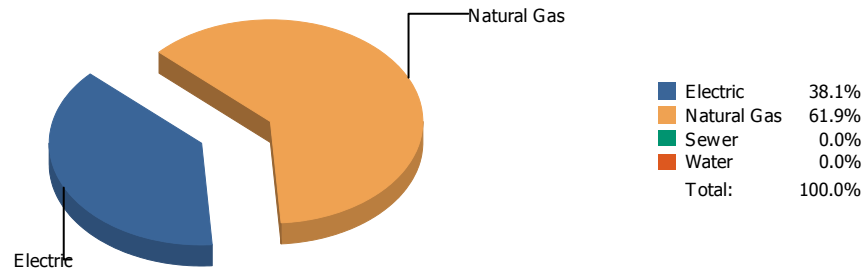


**Cost**

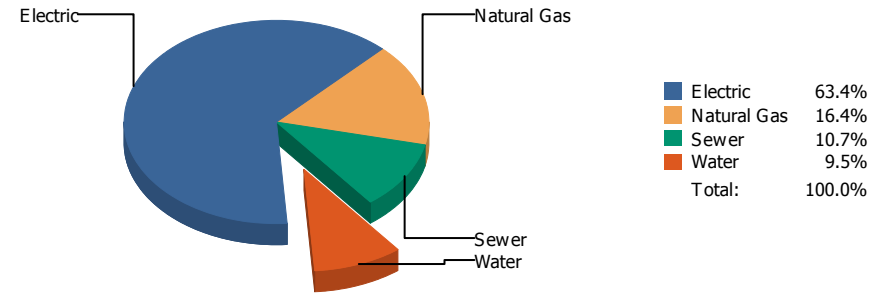


Commodity	Common Use	Energy Use	Energy Use / Area	Total Cost	Cost / Unit	Cost / Area
<b>Place: [BRADLEY] BRADLEY 158 [BUILDING]</b>						
<b>Area: 59,142 SqFt</b>						
<b>Billing Period: Dec 2018</b>						
ELECTRIC	25,900.00 kWh	88,371 KBtu	1.494 KBtu/SqFt	\$2,604.33	\$0.101 /kWh	\$0.044 /SqFt
NATURALGAS	1,144.00 CCF	117,832 KBtu	1.992 KBtu/SqFt	\$763.26	\$0.667 /CCF	\$0.013 /SqFt
SEWER	73.00 CCF			\$456.99	\$6.260 /CCF	\$0.008 /SqFt
WATER	104.00 CCF			\$557.72	\$5.363 /CCF	\$0.009 /SqFt
<b>Totals:</b>		<b>206,203 KBtu</b>	<b>3.487 KBtu/SqFt</b>	<b>\$4,382.30</b>		

**Energy**

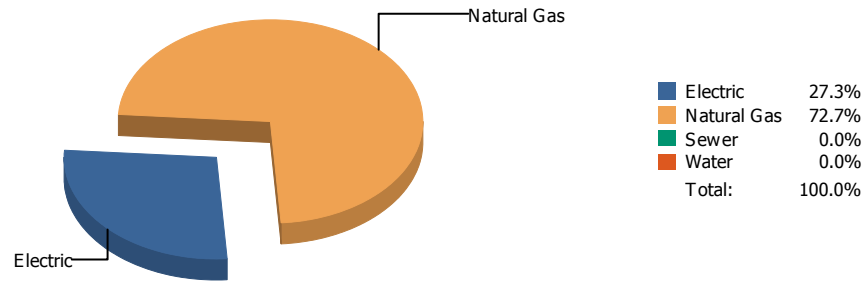


**Cost**

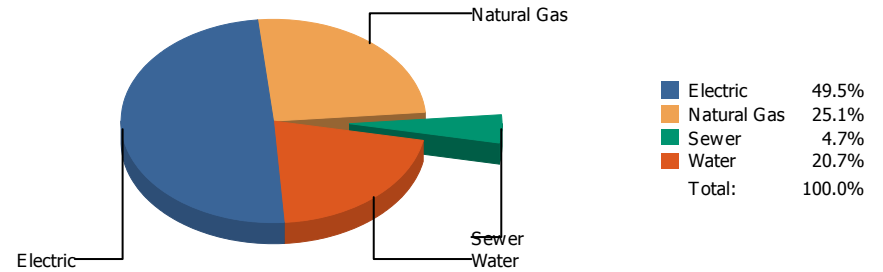


Commodity	Common Use	Energy Use	Energy Use / Area	Total Cost	Cost / Unit	Cost / Area
<b>Place: [BROWN] BROWN MIDDLE SCHOOL 056 [BUILDING]</b>						
<b>Area: 173,263 SqFt</b>						
<b>Billing Period: Dec 2018</b>						
ELECTRIC	81,800.00 kWh	279,102 KBtu	1.611 KBtu/SqFt	\$9,795.86	\$0.120 /kWh	\$0.057 /SqFt
NATURALGAS	4,402.00 CCF	453,406 KBtu	2.617 KBtu/SqFt	\$2,536.61	\$0.576 /CCF	\$0.015 /SqFt
SEWER	697.00 CCF			\$1,648.83	\$2.366 /CCF	\$0.010 /SqFt
WATER	505.00 CCF			\$1,474.35	\$2.920 /CCF	\$0.008 /SqFt
<b>Totals:</b>		<b>732,508 KBtu</b>	<b>4.228 KBtu/SqFt</b>	<b>\$15,455.65</b>		

**Energy**



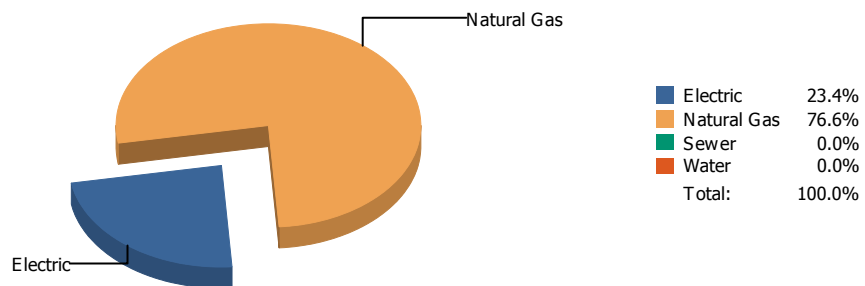
**Cost**



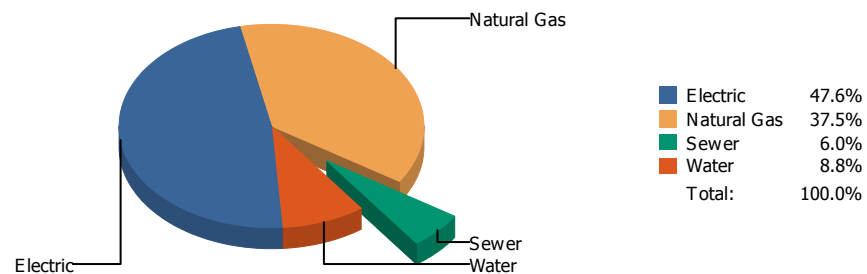
Commodity	Common Use	Energy Use	Energy Use / Area	Total Cost	Cost / Unit	Cost / Area
<b>Place: [BURGES] BURGES 004 [BUILDING]</b>						
<b>Area: 241,219 SqFt</b>						
<b>Billing Period: Dec 2018</b>						
ELECTRIC	102,678.00 kWh	350,337 KBtu	1.452 KBtu/SqFt	\$10,579.88	\$0.103 /kWh	\$0.043 /SqFt
NATURALGAS	9,073.00 CCF	934,519 KBtu	3.874 KBtu/SqFt	\$5,352.66	\$0.590 /CCF	\$0.022 /SqFt
SEWER	247.00 CCF			\$995.51	\$4.030 /CCF	\$0.004 /SqFt
WATER	888.00 CCF			\$4,430.22	\$4.989 /CCF	\$0.018 /SqFt
<b>Totals:</b>		<b>1,284,856 KBtu</b>	<b>5.327 KBtu/SqFt</b>	<b>\$21,358.27</b>		



### Energy



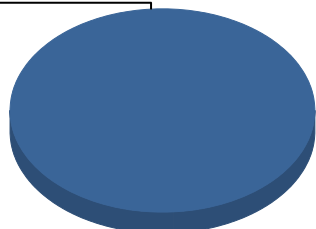
### Cost



Commodity	Common Use	Energy Use	Energy Use / Area	Total Cost	Cost / Unit	Cost / Area
<b>Place: [BURLESON] BURLESON 107 [BUILDING]</b>						
<b>Area: 73,772 SqFt</b>						
<b>Billing Period: Dec 2018</b>						
ELECTRIC	27,140.00 kWh	92,602 KBtu	1.255 KBtu/SqFt	\$2,573.36	\$0.095 /kWh	\$0.035 /SqFt
NATURALGAS	2,940.00 CCF	302,820 KBtu	4.105 KBtu/SqFt	\$2,024.84	\$0.689 /CCF	\$0.027 /SqFt
SEWER	73.00 CCF			\$325.97	\$4.465 /CCF	\$0.004 /SqFt
WATER	172.00 CCF			\$476.56	\$2.771 /CCF	\$0.006 /SqFt
<b>Totals:</b>		<b>395,422 KBtu</b>	<b>5.360 KBtu/SqFt</b>	<b>\$5,400.73</b>		

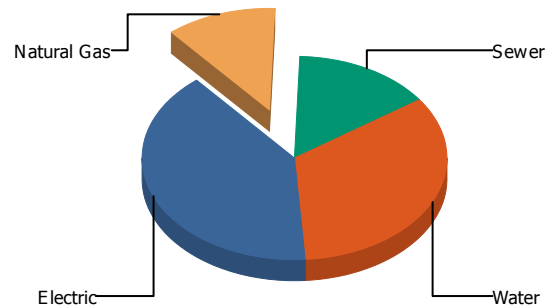
### Energy

Electric



Electric	100.0%
Natural Gas	0.0%
Sewer	0.0%
Water	0.0%
Total:	100.0%

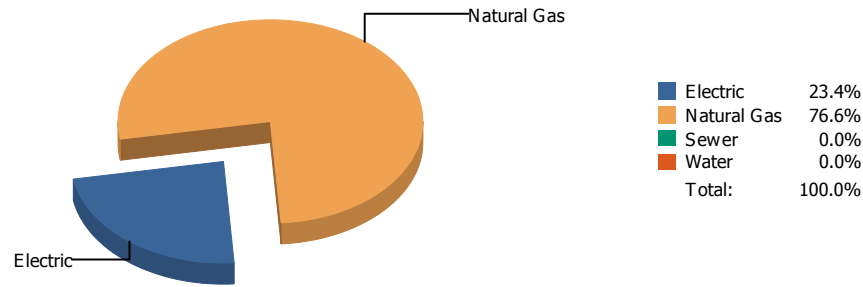
### Cost



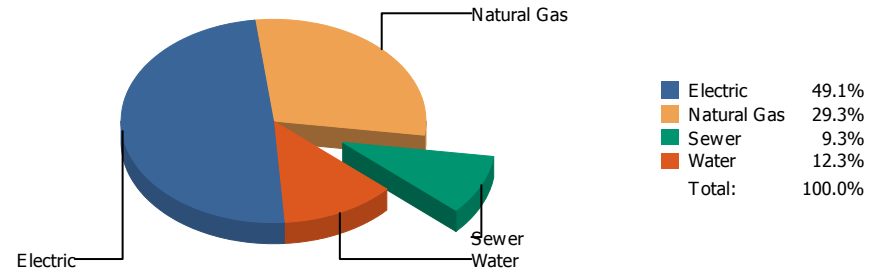
Electric	39.9%
Natural Gas	11.7%
Sewer	14.8%
Water	33.5%
Total:	100.0%

Commodity	Common Use	Energy Use	Energy Use / Area	Total Cost	Cost / Unit	Cost / Area
<b>Place: [BURNET] BURNET 108 [BUILDING]</b>						
<b>Area: 50,520 SqFt</b>						
<b>Billing Period: Dec 2018</b>						
ELECTRIC	6,639.00 kWh	22,652 KBtu	0.448 KBtu/SqFt	\$903.72	\$0.136 /kWh	\$0.018 /SqFt
NATURALGAS	0.00 CCF	0 KBtu	0.000 KBtu/SqFt	\$266.10	\$0.000 /CCF	\$0.005 /SqFt
SEWER	78.00 CCF			\$335.52	\$4.302 /CCF	\$0.007 /SqFt
WATER	231.00 CCF			\$760.03	\$3.290 /CCF	\$0.015 /SqFt
<b>Totals:</b>		<b>22,652 KBtu</b>	<b>0.448 KBtu/SqFt</b>	<b>\$2,265.37</b>		

**Energy**

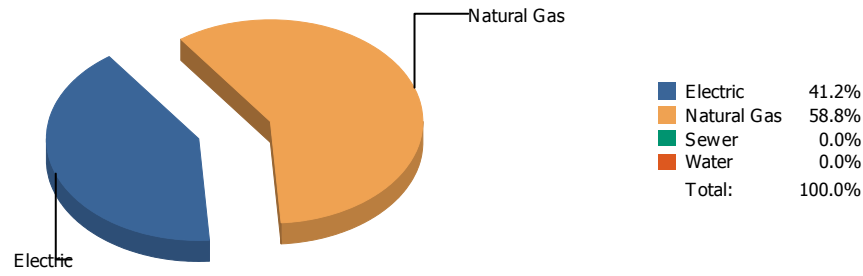


**Cost**

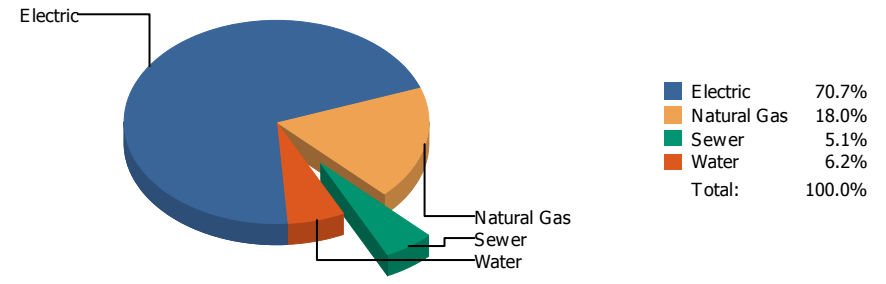


Commodity	Common Use	Energy Use	Energy Use / Area	Total Cost	Cost / Unit	Cost / Area
<b>Place: [CANYON HILLS] CANYON HILLS 043 [BUILDING]</b>						
<b>Area: 133,149 SqFt</b>						
<b>Billing Period: Dec 2018</b>						
ELECTRIC	54,570.00 kWh	186,193 KBtu	1.398 KBtu/SqFt	\$5,854.78	\$0.107 /kWh	\$0.044 /SqFt
NATURALGAS	5,926.00 CCF	610,378 KBtu	4.584 KBtu/SqFt	\$3,496.68	\$0.590 /CCF	\$0.026 /SqFt
SEWER	250.00 CCF			\$1,112.62	\$4.450 /CCF	\$0.008 /SqFt
WATER	353.00 CCF			\$1,471.05	\$4.167 /CCF	\$0.011 /SqFt
<b>Totals:</b>		<b>796,571 KBtu</b>	<b>5.983 KBtu/SqFt</b>	<b>\$11,935.13</b>		

**Energy**



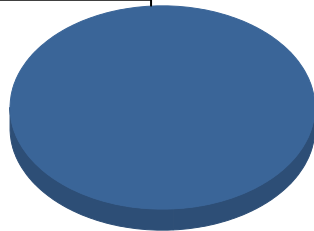
**Cost**



Commodity	Common Use	Energy Use	Energy Use / Area	Total Cost	Cost / Unit	Cost / Area
<b>Place: [CAREER] CAREER AND TECHNOLOGY [BUILDING]</b>						
<b>Area: 146,485 SqFt</b>						
<b>Billing Period: Dec 2018</b>						
ELECTRIC	77,533.00 kWh	264,543 KBtu	1.806 KBtu/SqFt	\$8,359.14	\$0.108 /kWh	\$0.057 /SqFt
NATURALGAS	3,671.00 CCF	378,113 KBtu	2.581 KBtu/SqFt	\$2,131.35	\$0.581 /CCF	\$0.015 /SqFt
SEWER	167.00 CCF			\$599.28	\$3.589 /CCF	\$0.004 /SqFt
WATER	193.00 CCF			\$735.78	\$3.812 /CCF	\$0.005 /SqFt
<b>Totals:</b>		<b>642,656 KBtu</b>	<b>4.387 KBtu/SqFt</b>	<b>\$11,825.55</b>		

**Energy**

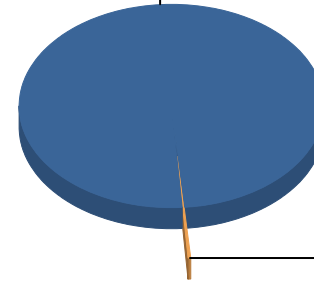
Electric



■ Electric 100.0%  
 ■ Water 0.0%  
 Total: 100.0%

**Cost**

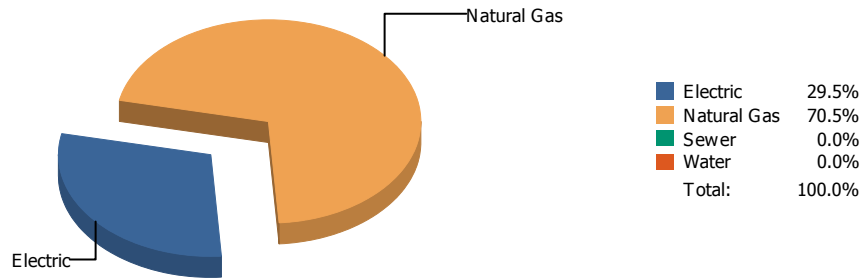
Electric



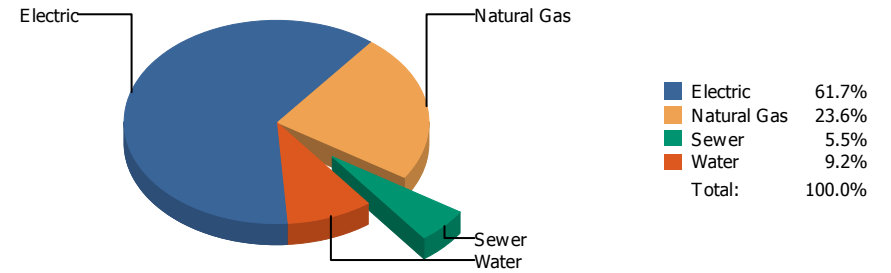
■ Electric 99.7%  
 ■ Water 0.3%  
 Total: 100.0%

Commodity	Common Use	Energy Use	Energy Use / Area	Total Cost	Cost / Unit	Cost / Area
<b>Place: [CHAPIN] CHAPIN 012 [BUILDING]</b>						
<b>Area: 273,727 SqFt</b>						
<b>Billing Period: Dec 2018</b>						
ELECTRIC	286,825.00 kWh	978,647 KBtu	3.575 KBtu/SqFt	\$25,689.65	\$0.090 /kWh	\$0.094 /SqFt
WATER	0.00 CCF			\$65.38	\$0.000 /CCF	\$0.000 /SqFt
<b>Totals:</b>		<b>978,647 KBtu</b>	<b>3.575 KBtu/SqFt</b>	<b>\$25,755.03</b>		

**Energy**

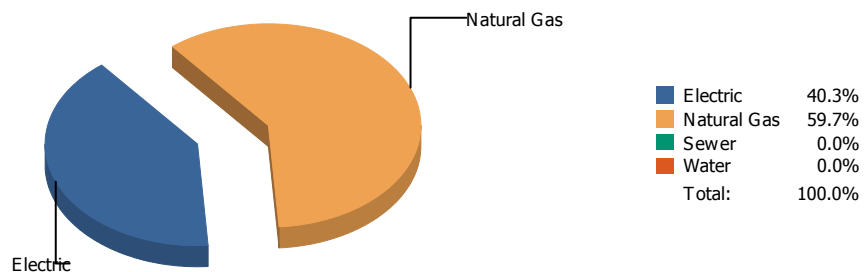


**Cost**

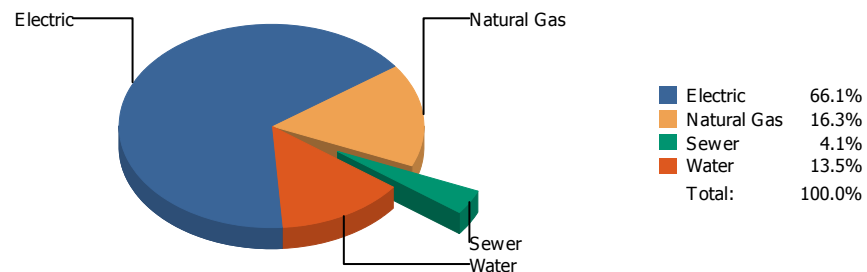


Commodity	Common Use	Energy Use	Energy Use / Area	Total Cost	Cost / Unit	Cost / Area
<b>Place: [CHARLES] H.E. CHARLES 045 [BUILDING]</b>						
<b>Area: 107,867 SqFt</b>						
<b>Billing Period: Dec 2018</b>						
ELECTRIC	54,085.00 kWh	184,538 KBtu	1.711 KBtu/SqFt	\$6,791.94	\$0.126 /kWh	\$0.063 /SqFt
NATURALGAS	4,279.00 CCF	440,737 KBtu	4.086 KBtu/SqFt	\$2,597.98	\$0.607 /CCF	\$0.024 /SqFt
SEWER	149.00 CCF			\$602.15	\$4.041 /CCF	\$0.006 /SqFt
WATER	271.00 CCF			\$1,014.58	\$3.744 /CCF	\$0.009 /SqFt
<b>Totals:</b>		<b>625,275 KBtu</b>	<b>5.797 KBtu/SqFt</b>	<b>\$11,006.65</b>		

### Energy

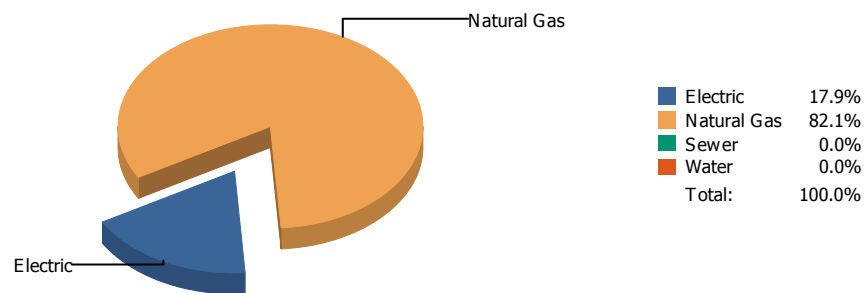


### Cost

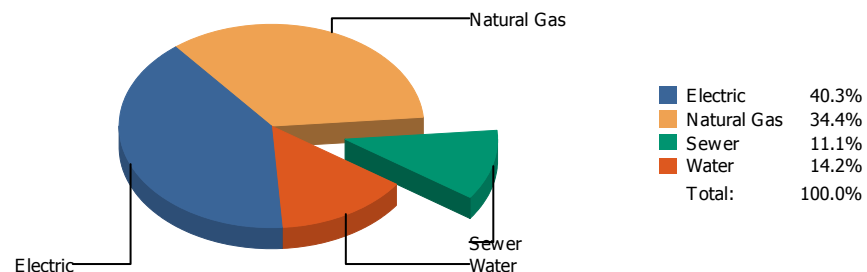


Commodity	Common Use	Energy Use	Energy Use / Area	Total Cost	Cost / Unit	Cost / Area
<b>Place: [CIELO VI] CIELO VISTA 151 [BUILDING]</b>						
<b>Area: 66,034 SqFt</b>						
<b>Billing Period: Dec 2018</b>						
ELECTRIC	37,340.00 kWh	127,404 KBtu	1.929 KBtu/SqFt	\$5,212.32	\$0.140 /kWh	\$0.079 /SqFt
NATURALGAS	1,832.00 CCF	188,696 KBtu	2.858 KBtu/SqFt	\$1,283.02	\$0.700 /CCF	\$0.019 /SqFt
SEWER	61.00 CCF			\$322.69	\$5.290 /CCF	\$0.005 /SqFt
WATER	248.00 CCF			\$1,066.88	\$4.302 /CCF	\$0.016 /SqFt
<b>Totals:</b>		<b>316,100 KBtu</b>	<b>4.787 KBtu/SqFt</b>	<b>\$7,884.91</b>		

### Energy



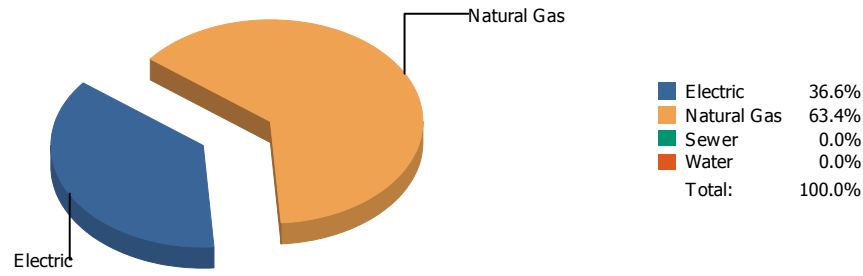
### Cost



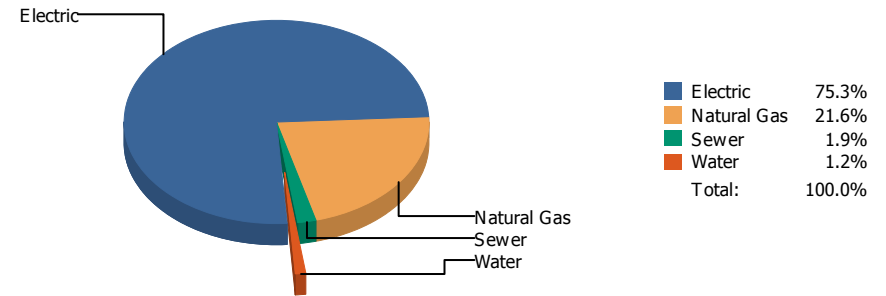
Commodity	Common Use	Energy Use	Energy Use / Area	Total Cost	Cost / Unit	Cost / Area
<b>Place: [CLARDY] CLARDY 109 [BUILDING]</b>						
<b>Area: 70,700 SqFt</b>						
<b>Billing Period: Dec 2018</b>						
ELECTRIC	20,189.00 kWh	68,885 KBtu	0.974 KBtu/SqFt	\$2,288.14	\$0.113 /kWh	\$0.032 /SqFt
NATURALGAS	3,077.00 CCF	316,931 KBtu	4.483 KBtu/SqFt	\$1,957.22	\$0.636 /CCF	\$0.028 /SqFt
SEWER	174.00 CCF			\$631.79	\$3.631 /CCF	\$0.009 /SqFt
WATER	224.00 CCF			\$805.49	\$3.596 /CCF	\$0.011 /SqFt
<b>Totals:</b>		<b>385,816 KBtu</b>	<b>5.457 KBtu/SqFt</b>	<b>\$5,682.64</b>		



**Energy**

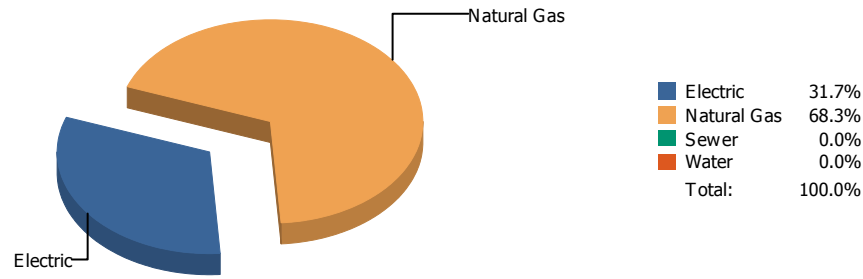


**Cost**

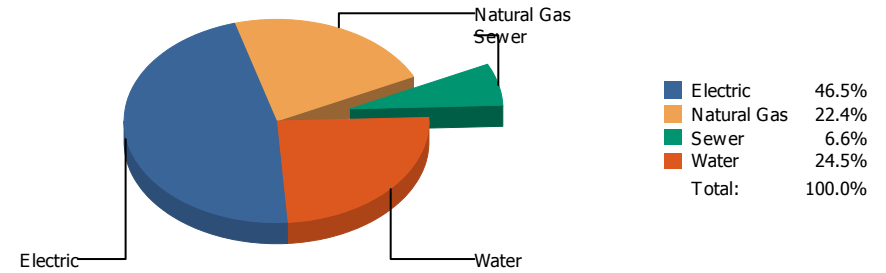


Commodity	Common Use	Energy Use	Energy Use / Area	Total Cost	Cost / Unit	Cost / Area
<b>Place: [CLENDENIN] CLENDENIN 149 [BUILDING]</b>						
<b>Area: 62,721 SqFt</b>						
<b>Billing Period: Dec 2018</b>						
ELECTRIC	30,542.00 kWh	104,209 KBtu	1.661 KBtu/SqFt	\$3,817.00	\$0.125 /kWh	\$0.061 /SqFt
NATURALGAS	1,755.00 CCF	180,765 KBtu	2.882 KBtu/SqFt	\$1,094.13	\$0.623 /CCF	\$0.017 /SqFt
SEWER	1.00 CCF			\$95.18	\$95.180 /CCF	\$0.002 /SqFt
WATER	2.00 CCF			\$60.04	\$30.020 /CCF	\$0.001 /SqFt
<b>Totals:</b>		<b>284,974 KBtu</b>	<b>4.544 KBtu/SqFt</b>	<b>\$5,066.35</b>		

**Energy**

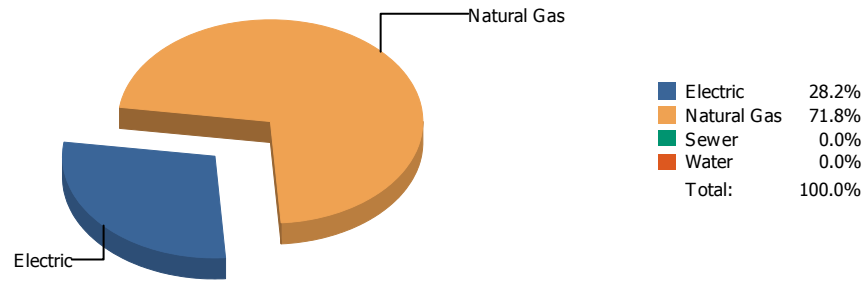


**Cost**

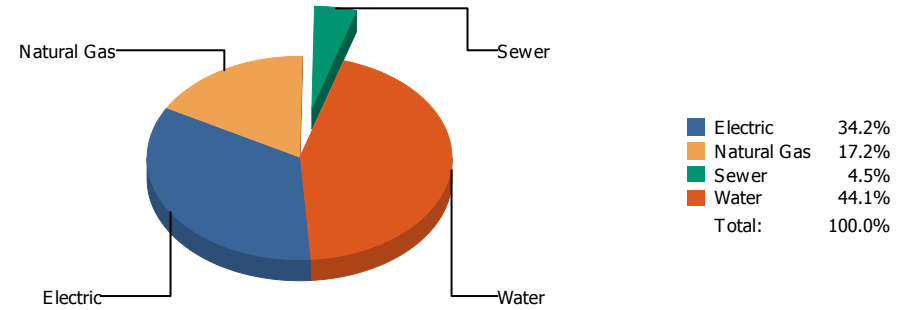


Commodity	Common Use	Energy Use	Energy Use / Area	Total Cost	Cost / Unit	Cost / Area
<b>Place: [COLDWELL] COLDWELL 110 [BUILDING]</b>						
<b>Area: 67,310 SqFt</b>						
<b>Billing Period: Dec 2018</b>						
ELECTRIC	28,517.00 kWh	97,300 KBtu	1.446 KBtu/SqFt	\$3,154.44	\$0.111 /kWh	\$0.047 /SqFt
NATURALGAS	2,036.00 CCF	209,708 KBtu	3.116 KBtu/SqFt	\$1,518.89	\$0.746 /CCF	\$0.022 /SqFt
SEWER	97.00 CCF			\$445.94	\$4.597 /CCF	\$0.006 /SqFt
WATER	243.00 CCF			\$1,657.78	\$6.822 /CCF	\$0.025 /SqFt
<b>Totals:</b>		<b>307,008 KBtu</b>	<b>4.561 KBtu/SqFt</b>	<b>\$6,777.05</b>		

**Energy**

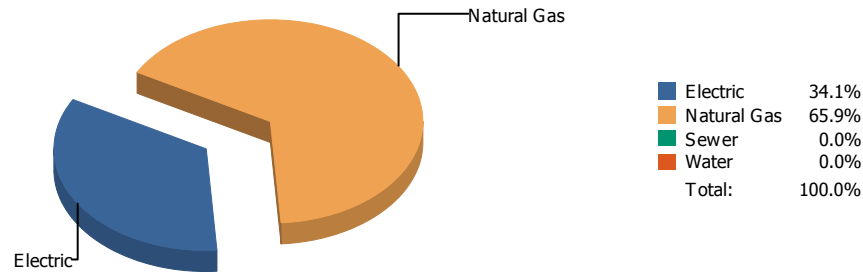


**Cost**

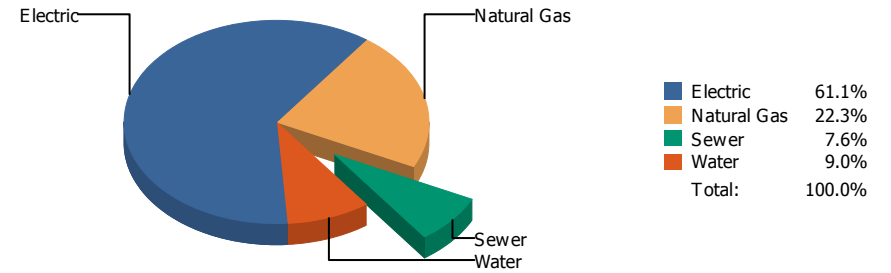


Commodity	Common Use	Energy Use	Energy Use / Area	Total Cost	Cost / Unit	Cost / Area
<b>Place: [COLLINS] COLLINS      142 [BUILDING]</b>						
<b>Area: 81,245 SqFt</b>						
<b>Billing Period: Dec 2018</b>						
ELECTRIC	40,241.00 kWh	137,302 KBtu	1.690 KBtu/SqFt	\$4,215.73	\$0.105 /kWh	\$0.052 /SqFt
NATURALGAS	3,390.00 CCF	349,170 KBtu	4.298 KBtu/SqFt	\$2,122.08	\$0.626 /CCF	\$0.026 /SqFt
SEWER	180.00 CCF			\$549.98	\$3.055 /CCF	\$0.007 /SqFt
WATER	837.00 CCF			\$5,425.39	\$6.482 /CCF	\$0.067 /SqFt
<b>Totals:</b>		<b>486,472 KBtu</b>	<b>5.988 KBtu/SqFt</b>	<b>\$12,313.18</b>		

**Energy**

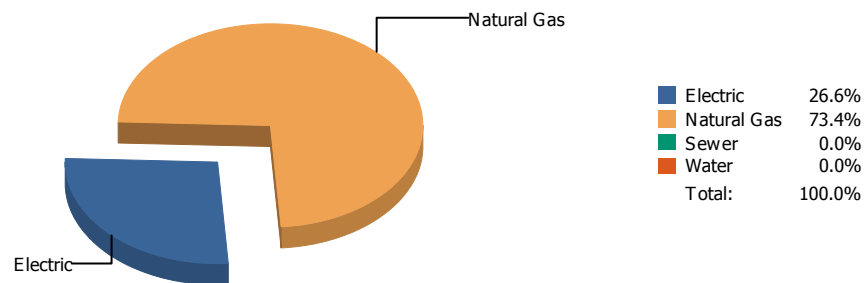


**Cost**

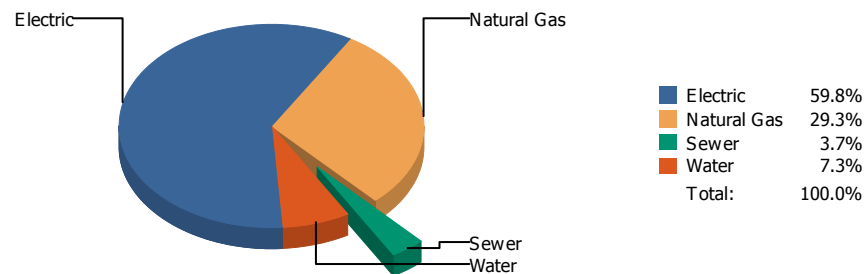


Commodity	Common Use	Energy Use	Energy Use / Area	Total Cost	Cost / Unit	Cost / Area
<b>Place: [COOLEY] COOLEY 111 [BUILDING]</b>						
<b>Area: 95,590 SqFt</b>						
<b>Billing Period: Dec 2018</b>						
ELECTRIC	60,800.00 kWh	207,450 KBtu	2.170 KBtu/SqFt	\$6,588.79	\$0.108 /kWh	\$0.069 /SqFt
NATURALGAS	3,893.00 CCF	400,979 KBtu	4.195 KBtu/SqFt	\$2,402.82	\$0.617 /CCF	\$0.025 /SqFt
SEWER	137.00 CCF			\$821.79	\$5.998 /CCF	\$0.008 /SqFt
WATER	229.00 CCF			\$967.16	\$4.223 /CCF	\$0.010 /SqFt
<b>Totals:</b>		<b>608,429 KBtu</b>	<b>6.365 KBtu/SqFt</b>	<b>\$10,780.56</b>		

### Energy

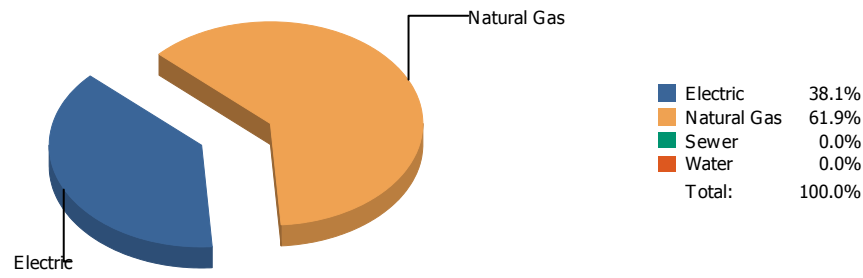


### Cost

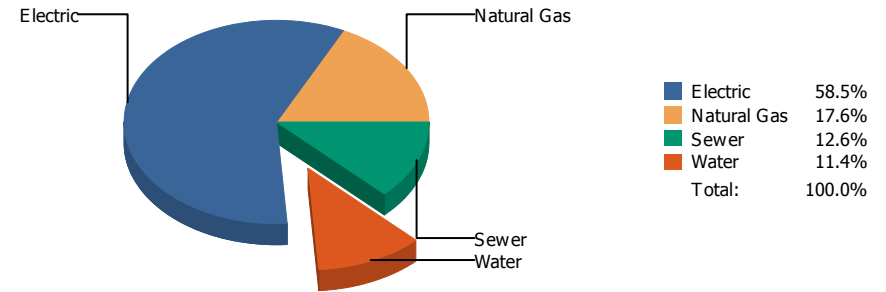


Commodity	Common Use	Energy Use	Energy Use / Area	Total Cost	Cost / Unit	Cost / Area
<b>Place: [CORONADO] CORONADO 005 [BUILDING]</b>						
<b>Area: 406,757 SqFt</b>						
<b>Billing Period: Dec 2018</b>						
ELECTRIC	222,950.00 kWh	760,705 KBtu	1.870 KBtu/SqFt	\$23,105.78	\$0.104 /kWh	\$0.056 /SqFt
NATURALGAS	20,357.00 CCF	2,096,771 KBtu	5.155 KBtu/SqFt	\$11,300.39	\$0.555 /CCF	\$0.028 /SqFt
SEWER	504.00 CCF			\$1,418.89	\$2.815 /CCF	\$0.003 /SqFt
WATER	1,170.00 CCF			\$2,807.35	\$2.399 /CCF	\$0.007 /SqFt
<b>Totals:</b>		<b>2,857,476 KBtu</b>	<b>7.025 KBtu/SqFt</b>	<b>\$38,632.41</b>		

### Energy

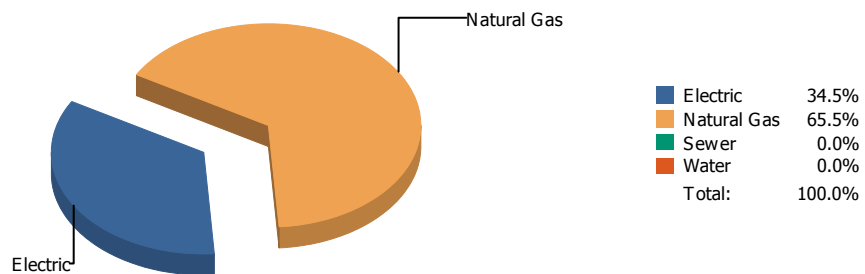


### Cost

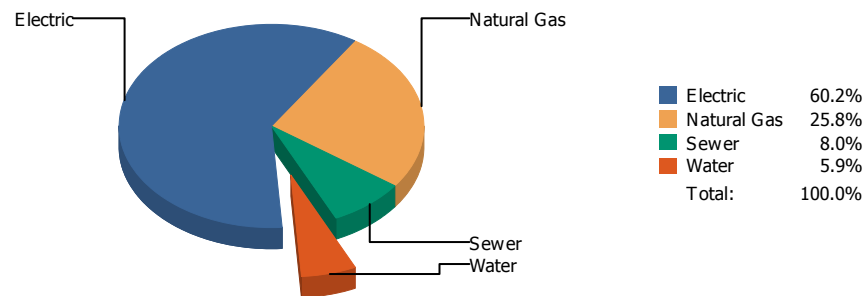


Commodity	Common Use	Energy Use	Energy Use / Area	Total Cost	Cost / Unit	Cost / Area
<b>Place: [CROCKETT_1] CROCKETT 112 [BUILDING]</b>						
<b>Area: 92,585 SqFt</b>						
<b>Billing Period: Dec 2018</b>						
ELECTRIC	26,018.00 kWh	88,773 KBtu	0.959 KBtu/SqFt	\$3,000.59	\$0.115 /kWh	\$0.032 /SqFt
NATURALGAS	1,400.00 CCF	144,200 KBtu	1.557 KBtu/SqFt	\$901.90	\$0.644 /CCF	\$0.010 /SqFt
SEWER	191.00 CCF			\$644.62	\$3.375 /CCF	\$0.007 /SqFt
WATER	137.00 CCF			\$585.46	\$4.273 /CCF	\$0.006 /SqFt
<b>Totals:</b>		<b>232,973 KBtu</b>	<b>2.516 KBtu/SqFt</b>	<b>\$5,132.57</b>		

### Energy

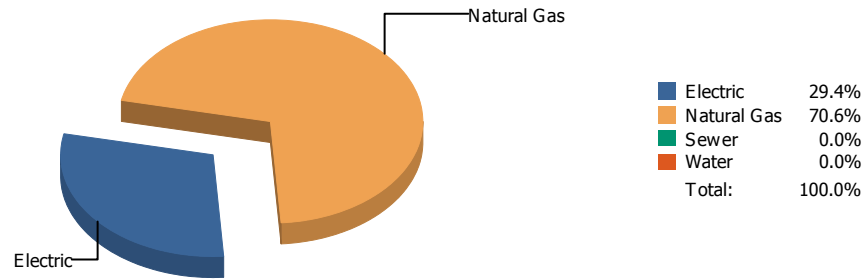


### Cost

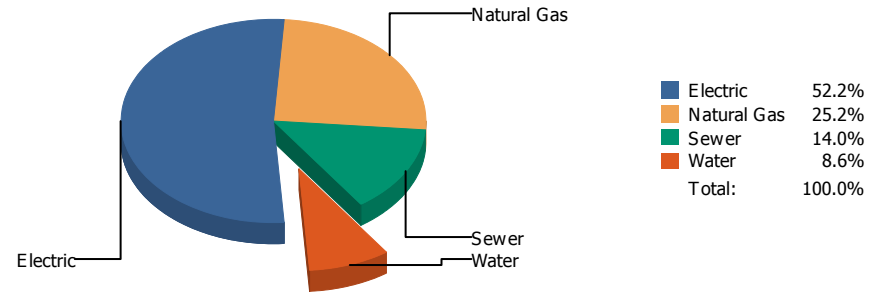


Commodity	Common Use	Energy Use	Energy Use / Area	Total Cost	Cost / Unit	Cost / Area
<b>Place: [CROSBY] CROSBY      113 [BUILDING]</b>						
<b>Area: 83,100 SqFt</b>						
<b>Billing Period: Dec 2018</b>						
ELECTRIC	30,418.00 kWh	103,786 KBtu	1.249 KBtu/SqFt	\$3,066.78	\$0.101 /kWh	\$0.037 /SqFt
NATURALGAS	1,914.00 CCF	197,142 KBtu	2.372 KBtu/SqFt	\$1,316.78	\$0.688 /CCF	\$0.016 /SqFt
SEWER	116.00 CCF			\$408.10	\$3.518 /CCF	\$0.005 /SqFt
WATER	80.00 CCF			\$303.06	\$3.788 /CCF	\$0.004 /SqFt
<b>Totals:</b>		<b>300,928 KBtu</b>	<b>3.621 KBtu/SqFt</b>	<b>\$5,094.72</b>		

**Energy**



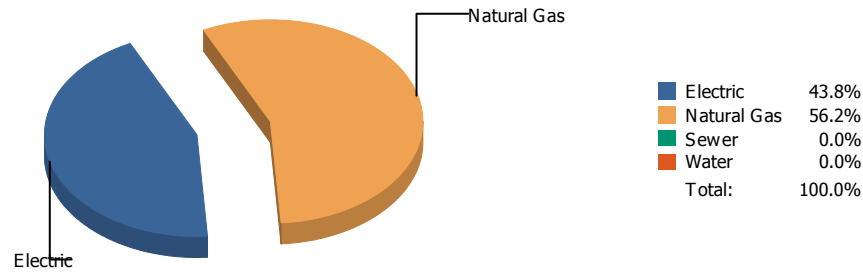
**Cost**



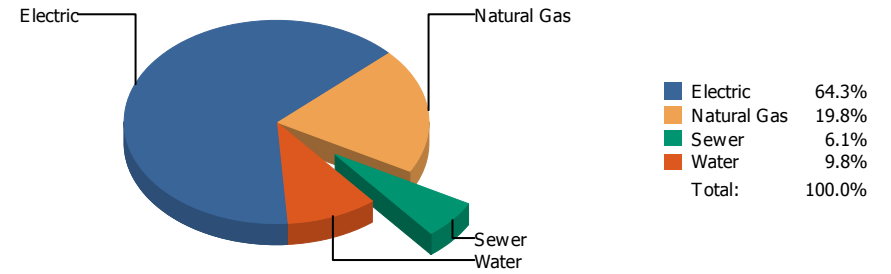
Commodity	Common Use	Energy Use	Energy Use / Area	Total Cost	Cost / Unit	Cost / Area
<b>Place: [DOUGLASS] DOUGLASS 114 [BUILDING]</b>						
<b>Area: 86,903 SqFt</b>						
<b>Billing Period: Dec 2018</b>						
ELECTRIC	27,188.00 kWh	92,765 KBtu	1.067 KBtu/SqFt	\$3,016.52	\$0.111 /kWh	\$0.035 /SqFt
NATURALGAS	2,164.00 CCF	222,892 KBtu	2.565 KBtu/SqFt	\$1,455.62	\$0.673 /CCF	\$0.017 /SqFt
SEWER	289.00 CCF			\$809.21	\$2.800 /CCF	\$0.009 /SqFt
WATER	126.00 CCF			\$498.85	\$3.959 /CCF	\$0.006 /SqFt
<b>Totals:</b>		<b>315,657 KBtu</b>	<b>3.632 KBtu/SqFt</b>	<b>\$5,780.20</b>		



**Energy**

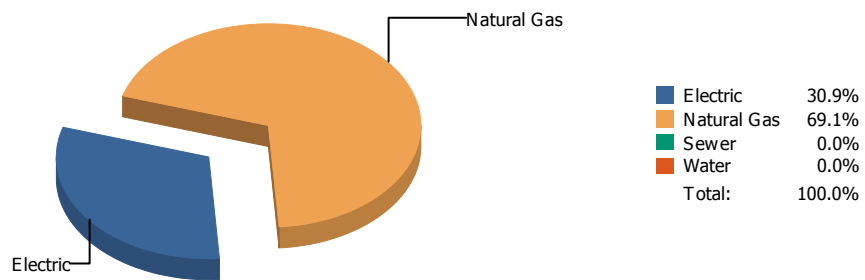


**Cost**

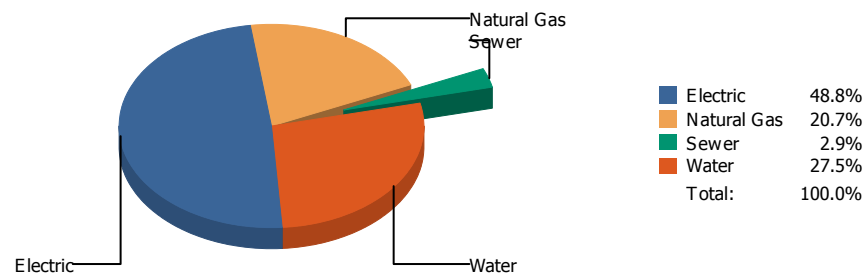


Commodity	Common Use	Energy Use	Energy Use / Area	Total Cost	Cost / Unit	Cost / Area
<b>Place: [DOWELL] DOWELL                      115 [BUILDING]</b>						
<b>Area: 55,801 SqFt</b>						
<b>Billing Period: Dec 2018</b>						
ELECTRIC	19,101.00 kWh	65,173 KBtu	1.168 KBtu/SqFt	\$2,073.79	\$0.109 /kWh	\$0.037 /SqFt
NATURALGAS	813.00 CCF	83,739 KBtu	1.501 KBtu/SqFt	\$637.94	\$0.785 /CCF	\$0.011 /SqFt
SEWER	64.00 CCF			\$196.37	\$3.068 /CCF	\$0.004 /SqFt
WATER	62.00 CCF			\$316.81	\$5.110 /CCF	\$0.006 /SqFt
<b>Totals:</b>		<b>148,912 KBtu</b>	<b>2.669 KBtu/SqFt</b>	<b>\$3,224.91</b>		

**Energy**

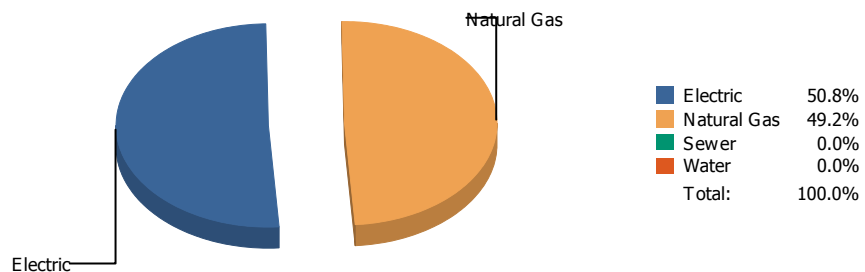


**Cost**

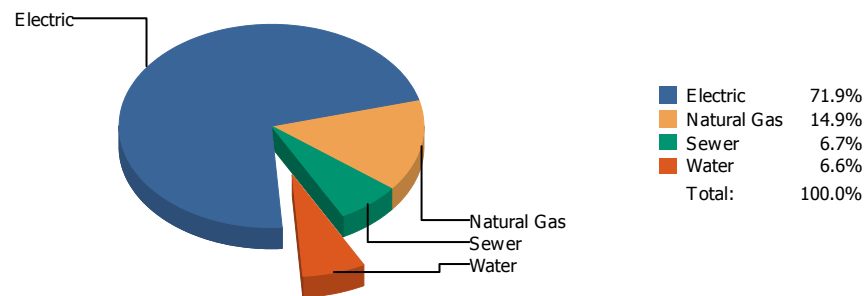


Commodity	Common Use	Energy Use	Energy Use / Area	Total Cost	Cost / Unit	Cost / Area
<b>Place: [DRHORNEDOMIDDLESCHOOL_1] DR. HORNEDO MIDDLE SCHOOL 058 [BUILDING]</b>						
<b>Area: 184,871 SqFt</b>						
<b>Billing Period: Dec 2018</b>						
ELECTRIC	70,092.00 kWh	239,154 KBtu	1.294 KBtu/SqFt	\$6,984.41	\$0.100 /kWh	\$0.038 /SqFt
NATURALGAS	5,198.00 CCF	535,394 KBtu	2.896 KBtu/SqFt	\$2,969.30	\$0.571 /CCF	\$0.016 /SqFt
SEWER	54.00 CCF			\$420.70	\$7.791 /CCF	\$0.002 /SqFt
WATER	707.00 CCF			\$3,943.62	\$5.578 /CCF	\$0.021 /SqFt
<b>Totals:</b>		<b>774,548 KBtu</b>	<b>4.190 KBtu/SqFt</b>	<b>\$14,318.03</b>		

### Energy

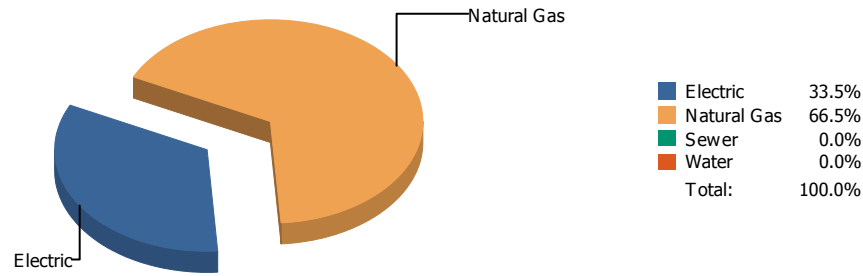


### Cost

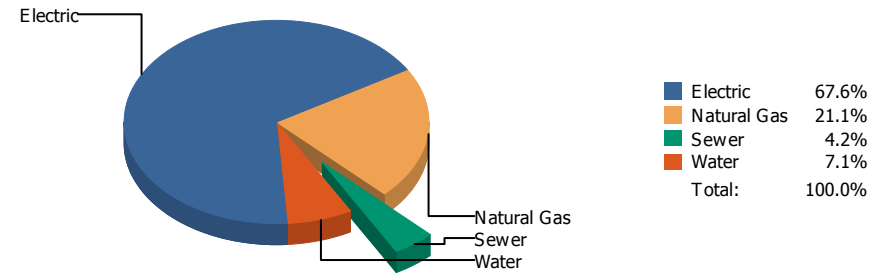


Commodity	Common Use	Energy Use	Energy Use / Area	Total Cost	Cost / Unit	Cost / Area
<b>Place: [ED CENTER] ED CENTER 919 [BUILDING]</b>						
<b>Area: 220,243 SqFt</b>						
<b>Billing Period: Dec 2018</b>						
ELECTRIC	204,203.00 kWh	696,741 KBtu	3.164 KBtu/SqFt	\$18,477.23	\$0.090 /kWh	\$0.084 /SqFt
NATURALGAS	6,546.00 CCF	674,238 KBtu	3.061 KBtu/SqFt	\$3,835.05	\$0.586 /CCF	\$0.017 /SqFt
SEWER	487.00 CCF			\$1,714.58	\$3.521 /CCF	\$0.008 /SqFt
WATER	442.00 CCF			\$1,688.37	\$3.820 /CCF	\$0.007 /SqFt
<b>Totals:</b>		<b>1,370,979 KBtu</b>	<b>6.225 KBtu/SqFt</b>	<b>\$25,715.23</b>		

**Energy**

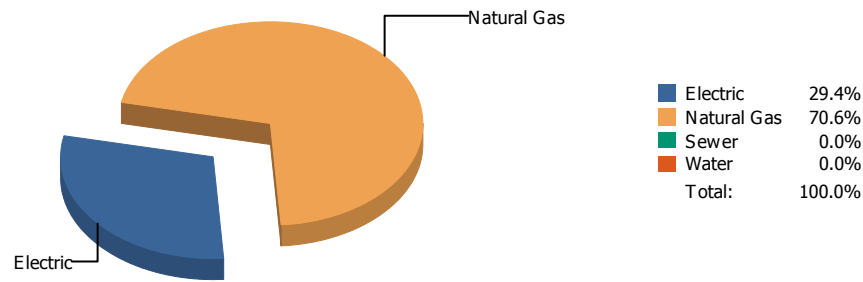


**Cost**

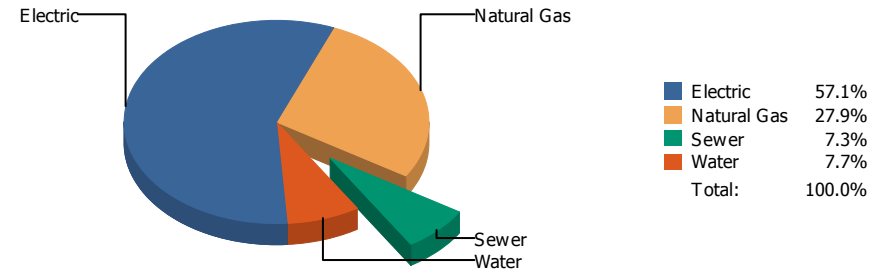


Commodity	Common Use	Energy Use	Energy Use / Area	Total Cost	Cost / Unit	Cost / Area
<b>Place: [EL PASO] EL PASO HIGH 006 [BUILDING]</b>						
<b>Area: 236,062 SqFt</b>						
<b>Billing Period: Dec 2018</b>						
ELECTRIC	125,711.00 kWh	428,926 KBtu	1.817 KBtu/SqFt	\$16,599.95	\$0.132 /kWh	\$0.070 /SqFt
NATURALGAS	8,278.00 CCF	852,634 KBtu	3.612 KBtu/SqFt	\$5,185.97	\$0.626 /CCF	\$0.022 /SqFt
SEWER	219.00 CCF			\$1,035.30	\$4.727 /CCF	\$0.004 /SqFt
WATER	298.00 CCF			\$1,736.49	\$5.827 /CCF	\$0.007 /SqFt
<b>Totals:</b>		<b>1,281,560 KBtu</b>	<b>5.429 KBtu/SqFt</b>	<b>\$24,557.71</b>		

**Energy**

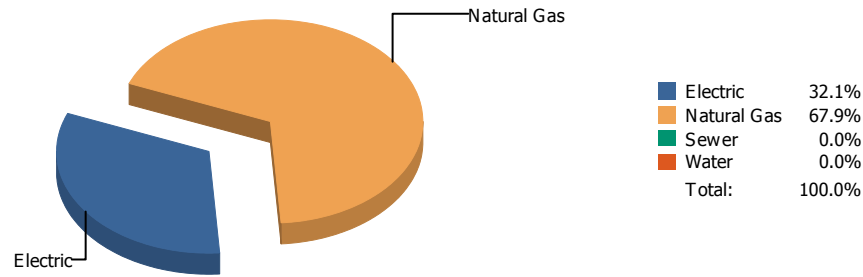


**Cost**

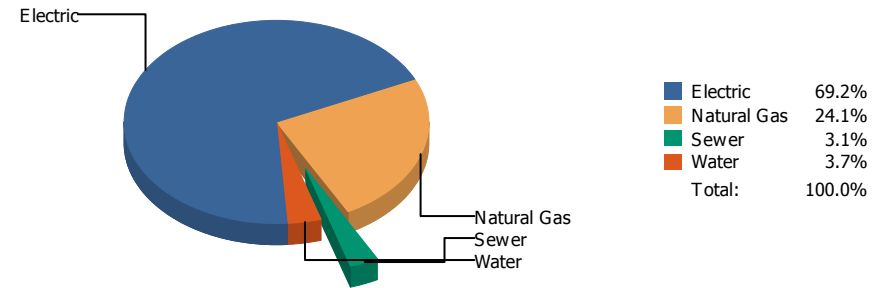


Commodity	Common Use	Energy Use	Energy Use / Area	Total Cost	Cost / Unit	Cost / Area
<b>Place: [FANNIN] FANNIN 116 [BUILDING]</b>						
<b>Area: 73,291 SqFt</b>						
<b>Billing Period: Dec 2018</b>						
ELECTRIC	36,934.00 kWh	126,019 KBtu	1.719 KBtu/SqFt	\$4,116.04	\$0.111 /kWh	\$0.056 /SqFt
NATURALGAS	2,943.00 CCF	303,129 KBtu	4.136 KBtu/SqFt	\$2,009.84	\$0.683 /CCF	\$0.027 /SqFt
SEWER	118.00 CCF			\$524.83	\$4.448 /CCF	\$0.007 /SqFt
WATER	124.00 CCF			\$551.55	\$4.448 /CCF	\$0.007 /SqFt
<b>Totals:</b>		<b>429,148 KBtu</b>	<b>5.855 KBtu/SqFt</b>	<b>\$7,202.26</b>		

**Energy**

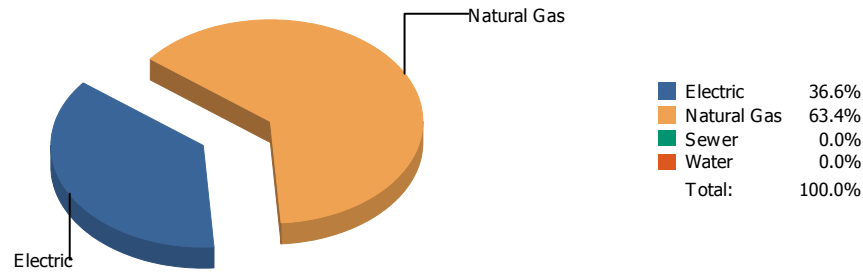


**Cost**

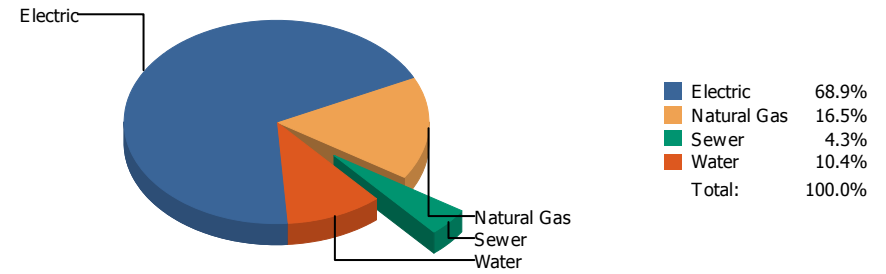


Commodity	Common Use	Energy Use	Energy Use / Area	Total Cost	Cost / Unit	Cost / Area
<b>Place: [FRANKLIN] FRANKLIN HIGH SCHOOL 010 [BUILDING]</b>						
<b>Area: 329,377 SqFt</b>						
<b>Billing Period: Dec 2018</b>						
ELECTRIC	209,243.00 kWh	713,937 KBtu	2.168 KBtu/SqFt	\$23,701.95	\$0.113 /kWh	\$0.072 /SqFt
NATURALGAS	14,672.00 CCF	1,511,216 KBtu	4.588 KBtu/SqFt	\$8,255.89	\$0.563 /CCF	\$0.025 /SqFt
SEWER	381.00 CCF			\$1,045.27	\$2.743 /CCF	\$0.003 /SqFt
WATER	401.00 CCF			\$1,250.75	\$3.119 /CCF	\$0.004 /SqFt
<b>Totals:</b>		<b>2,225,153 KBtu</b>	<b>6.756 KBtu/SqFt</b>	<b>\$34,253.86</b>		

**Energy**

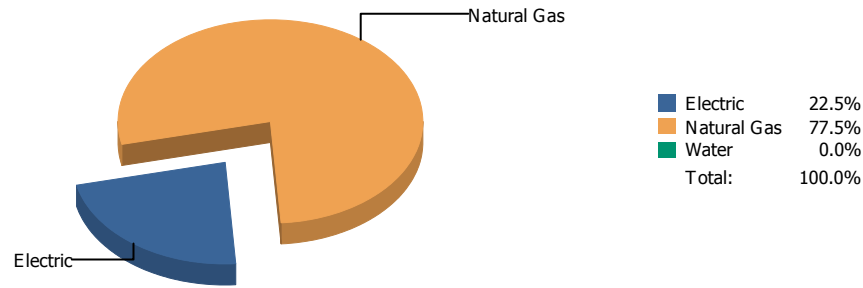


**Cost**

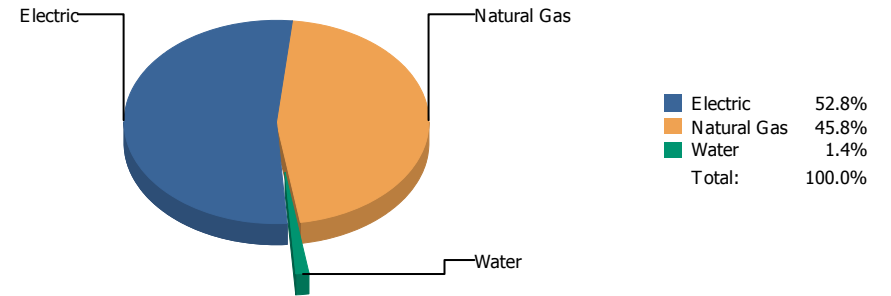


Commodity	Common Use	Energy Use	Energy Use / Area	Total Cost	Cost / Unit	Cost / Area
<b>Place: [FRANKLIN9THGRADECENTER_2] FRANKLIN 9TH GRADE CENTER 053 [BUILDING]</b>						
<b>Area: 193,158 SqFt</b>						
<b>Billing Period: Dec 2018</b>						
ELECTRIC	89,000.00 kWh	303,668 KBtu	1.572 KBtu/SqFt	\$9,571.54	\$0.108 /kWh	\$0.050 /SqFt
NATURALGAS	5,116.00 CCF	526,948 KBtu	2.728 KBtu/SqFt	\$2,294.71	\$0.449 /CCF	\$0.012 /SqFt
SEWER	143.00 CCF			\$590.69	\$4.131 /CCF	\$0.003 /SqFt
WATER	575.00 CCF			\$1,439.00	\$2.503 /CCF	\$0.007 /SqFt
<b>Totals:</b>		<b>830,616 KBtu</b>	<b>4.300 KBtu/SqFt</b>	<b>\$13,895.94</b>		

**Energy**



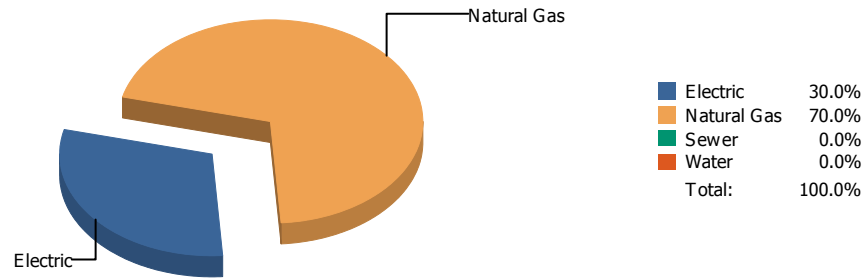
**Cost**



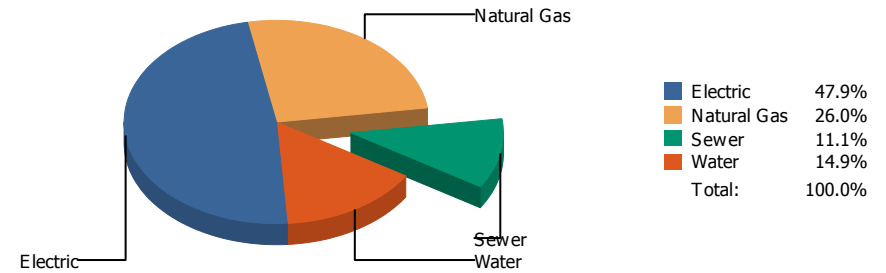
Commodity	Common Use	Energy Use	Energy Use / Area	Total Cost	Cost / Unit	Cost / Area
<b>Place: [GAMBLE] JAMES GAMBLE WAREHOUSE [BUILDING]</b>						
<b>Area: 53,241 SqFt</b>						
<b>Billing Period: Dec 2018</b>						
ELECTRIC	26,900.00 kWh	91,783 KBtu	1.724 KBtu/SqFt	\$2,077.71	\$0.077 /kWh	\$0.039 /SqFt
NATURALGAS	3,068.00 CCF	316,004 KBtu	5.935 KBtu/SqFt	\$1,804.89	\$0.588 /CCF	\$0.034 /SqFt
WATER	0.00 CCF			\$54.48	\$0.000 /CCF	\$0.001 /SqFt
<b>Totals:</b>		<b>407,787 KBtu</b>	<b>7.659 KBtu/SqFt</b>	<b>\$3,937.08</b>		



**Energy**

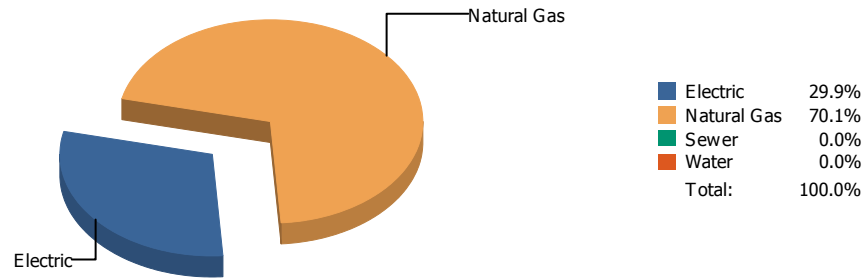


**Cost**

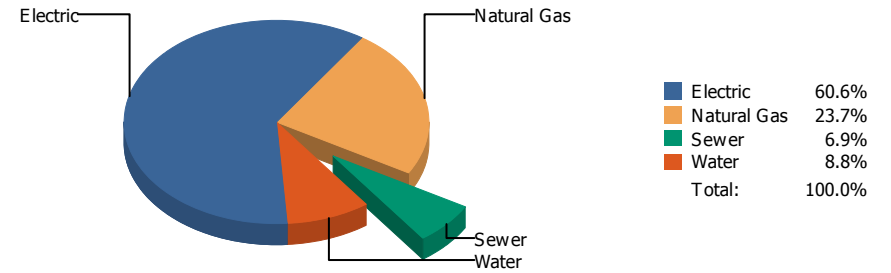


Commodity	Common Use	Energy Use	Energy Use / Area	Total Cost	Cost / Unit	Cost / Area
<b>Place: [GREEN] GREEN ELEMENTARY SCHOOL 162 [BUILDING]</b>						
<b>Area: 88,156 SqFt</b>						
<b>Billing Period: Dec 2018</b>						
ELECTRIC	30,000.00 kWh	102,360 KBtu	1.161 KBtu/SqFt	\$2,833.39	\$0.094 /kWh	\$0.032 /SqFt
NATURALGAS	2,320.00 CCF	238,960 KBtu	2.711 KBtu/SqFt	\$1,538.21	\$0.663 /CCF	\$0.017 /SqFt
SEWER	130.00 CCF			\$659.13	\$5.070 /CCF	\$0.007 /SqFt
WATER	179.00 CCF			\$881.46	\$4.924 /CCF	\$0.010 /SqFt
<b>Totals:</b>		<b>341,320 KBtu</b>	<b>3.872 KBtu/SqFt</b>	<b>\$5,912.19</b>		

**Energy**

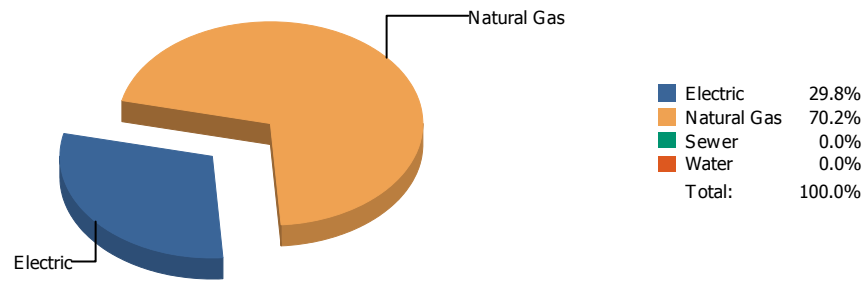


**Cost**

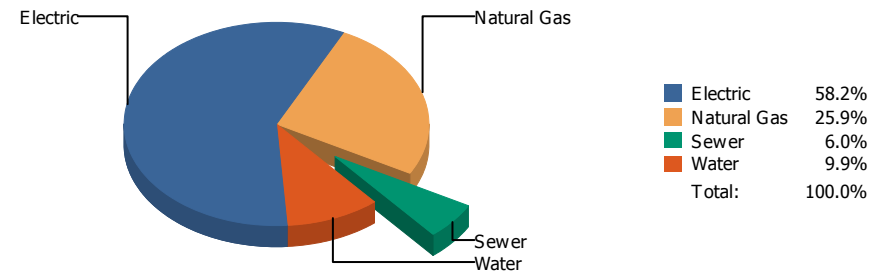


Commodity	Common Use	Energy Use	Energy Use / Area	Total Cost	Cost / Unit	Cost / Area
<b>Place: [GUERRERO] ROSA GUERRERO ELEMENTARY 163 [BUILDING]</b>						
<b>Area: 88,641 SqFt</b>						
<b>Billing Period: Dec 2018</b>						
ELECTRIC	40,620.00 kWh	138,595 KBtu	1.564 KBtu/SqFt	\$5,131.93	\$0.126 /kWh	\$0.058 /SqFt
NATURALGAS	3,162.00 CCF	325,686 KBtu	3.674 KBtu/SqFt	\$2,003.95	\$0.634 /CCF	\$0.023 /SqFt
SEWER	149.00 CCF			\$584.04	\$3.920 /CCF	\$0.006 /SqFt
WATER	267.00 CCF			\$743.68	\$2.785 /CCF	\$0.008 /SqFt
<b>Totals:</b>		<b>464,281 KBtu</b>	<b>5.238 KBtu/SqFt</b>	<b>\$8,463.60</b>		

**Energy**

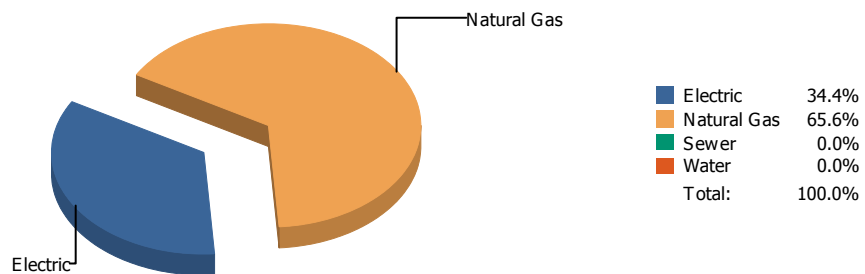


**Cost**

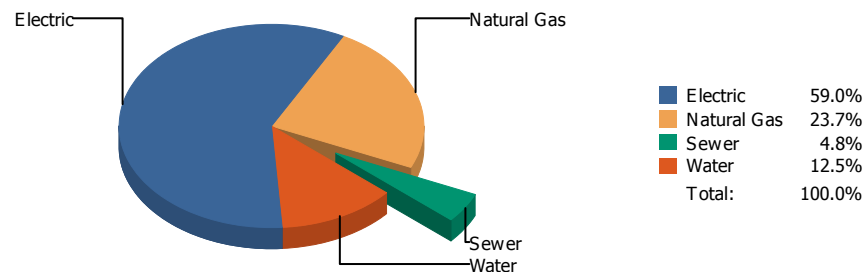


Commodity	Common Use	Energy Use	Energy Use / Area	Total Cost	Cost / Unit	Cost / Area
<b>Place: [GUILLEN] GUILLEN      044 [BUILDING]</b>						
<b>Area: 223,773 SqFt</b>						
<b>Billing Period: Dec 2018</b>						
ELECTRIC	65,934.00 kWh	224,967 KBtu	1.005 KBtu/SqFt	\$6,921.42	\$0.105 /kWh	\$0.031 /SqFt
NATURALGAS	5,136.00 CCF	529,008 KBtu	2.364 KBtu/SqFt	\$3,079.39	\$0.600 /CCF	\$0.014 /SqFt
SEWER	214.00 CCF			\$708.19	\$3.309 /CCF	\$0.003 /SqFt
WATER	356.00 CCF			\$1,173.97	\$3.298 /CCF	\$0.005 /SqFt
<b>Totals:</b>		<b>753,975 KBtu</b>	<b>3.369 KBtu/SqFt</b>	<b>\$11,882.97</b>		

### Energy

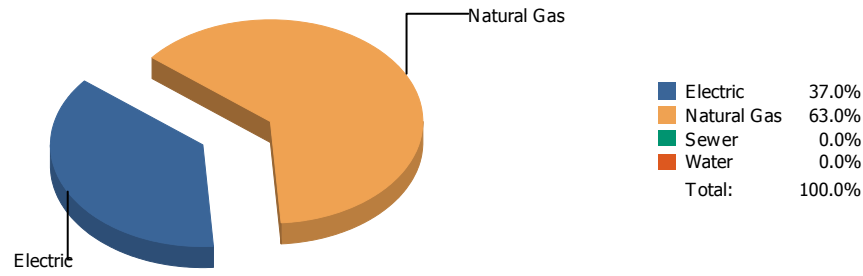


### Cost

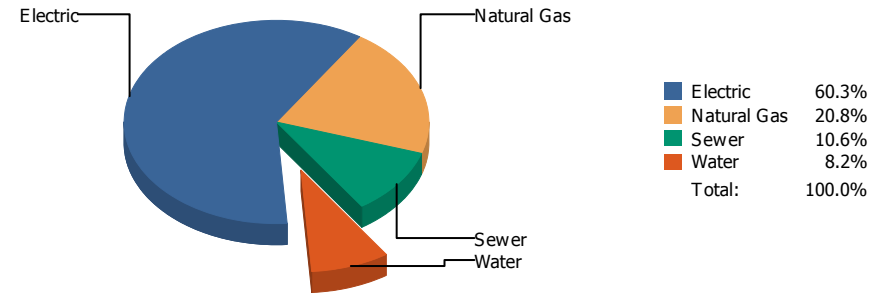


Commodity	Common Use	Energy Use	Energy Use / Area	Total Cost	Cost / Unit	Cost / Area
<b>Place: [HART] HART      118 [BUILDING]</b>						
<b>Area: 63,357 SqFt</b>						
<b>Billing Period: Dec 2018</b>						
ELECTRIC	41,520.00 kWh	141,666 KBtu	2.236 KBtu/SqFt	\$3,903.51	\$0.094 /kWh	\$0.062 /SqFt
NATURALGAS	2,623.00 CCF	270,169 KBtu	4.264 KBtu/SqFt	\$1,569.59	\$0.598 /CCF	\$0.025 /SqFt
SEWER	58.00 CCF			\$316.96	\$5.465 /CCF	\$0.005 /SqFt
WATER	131.00 CCF			\$827.67	\$6.318 /CCF	\$0.013 /SqFt
<b>Totals:</b>		<b>411,835 KBtu</b>	<b>6.500 KBtu/SqFt</b>	<b>\$6,617.73</b>		

**Energy**

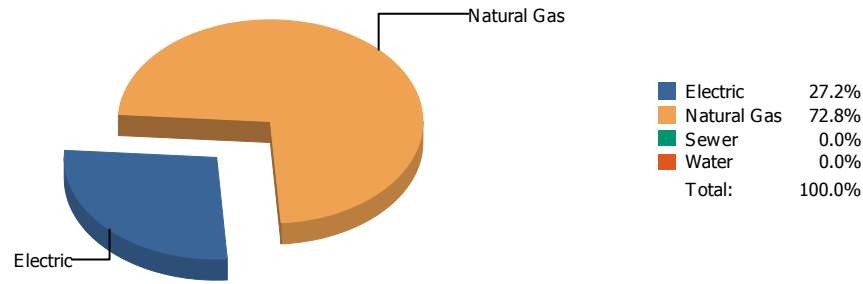


**Cost**

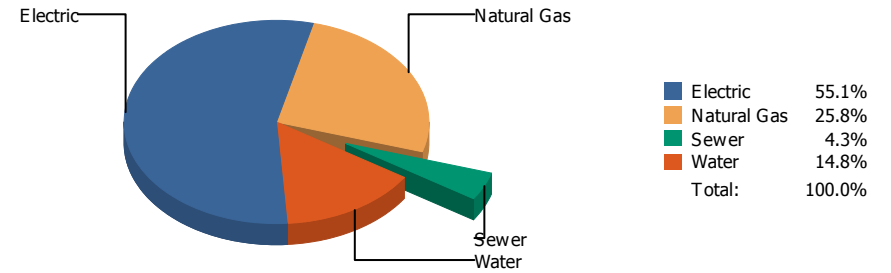


Commodity	Common Use	Energy Use	Energy Use / Area	Total Cost	Cost / Unit	Cost / Area
<b>Place: [HAWKINS] HAWKINS 119 [BUILDING]</b>						
<b>Area: 57,207 SqFt</b>						
<b>Billing Period: Dec 2018</b>						
ELECTRIC	28,236.00 kWh	96,341 KBtu	1.684 KBtu/SqFt	\$2,926.09	\$0.104 /kWh	\$0.051 /SqFt
NATURALGAS	1,595.00 CCF	164,285 KBtu	2.872 KBtu/SqFt	\$1,010.81	\$0.634 /CCF	\$0.018 /SqFt
SEWER	172.00 CCF			\$515.06	\$2.995 /CCF	\$0.009 /SqFt
WATER	74.00 CCF			\$398.17	\$5.381 /CCF	\$0.007 /SqFt
<b>Totals:</b>		<b>260,626 KBtu</b>	<b>4.556 KBtu/SqFt</b>	<b>\$4,850.13</b>		

**Energy**

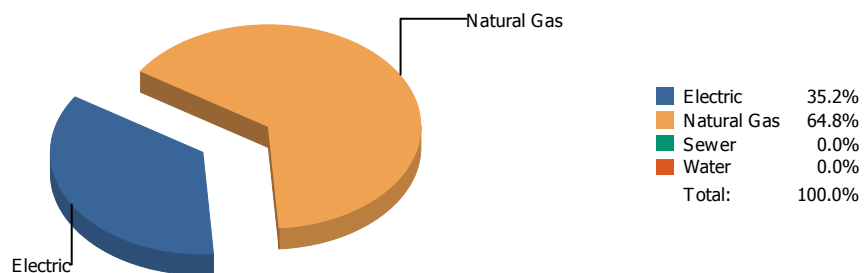


**Cost**

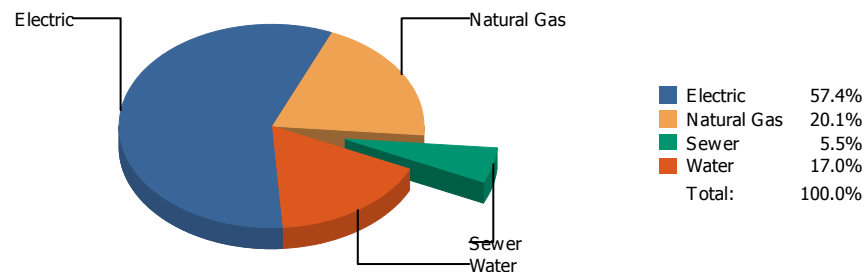


Commodity	Common Use	Energy Use	Energy Use / Area	Total Cost	Cost / Unit	Cost / Area
<b>Place: [HENDERSO] HENDERSON 041 [BUILDING]</b>						
<b>Area: 145,254 SqFt</b>						
<b>Billing Period: Dec 2018</b>						
ELECTRIC	38,244.00 kWh	130,489 KBtu	0.898 KBtu/SqFt	\$4,248.76	\$0.111 /kWh	\$0.029 /SqFt
NATURALGAS	3,399.00 CCF	350,097 KBtu	2.410 KBtu/SqFt	\$1,991.43	\$0.586 /CCF	\$0.014 /SqFt
SEWER	124.00 CCF			\$330.11	\$2.662 /CCF	\$0.002 /SqFt
WATER	342.00 CCF			\$1,144.51	\$3.347 /CCF	\$0.008 /SqFt
<b>Totals:</b>		<b>480,586 KBtu</b>	<b>3.309 KBtu/SqFt</b>	<b>\$7,714.81</b>		

### Energy



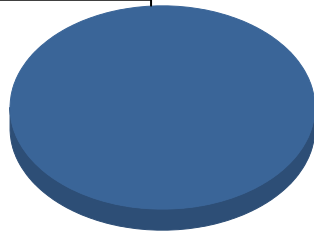
### Cost



Commodity	Common Use	Energy Use	Energy Use / Area	Total Cost	Cost / Unit	Cost / Area
<b>Place: [HERRERA_1] HERRERA ELEMENTARY 174 [BUILDING]</b>						
<b>Area: 86,275 SqFt</b>						
<b>Billing Period: Dec 2018</b>						
ELECTRIC	53,600.00 kWh	182,883 KBtu	2.120 KBtu/SqFt	\$5,484.35	\$0.102 /kWh	\$0.064 /SqFt
NATURALGAS	3,264.00 CCF	336,192 KBtu	3.897 KBtu/SqFt	\$1,918.03	\$0.588 /CCF	\$0.022 /SqFt
SEWER	111.00 CCF			\$529.57	\$4.771 /CCF	\$0.006 /SqFt
WATER	287.00 CCF			\$1,622.78	\$5.654 /CCF	\$0.019 /SqFt
<b>Totals:</b>		<b>519,075 KBtu</b>	<b>6.017 KBtu/SqFt</b>	<b>\$9,554.73</b>		

**Energy**

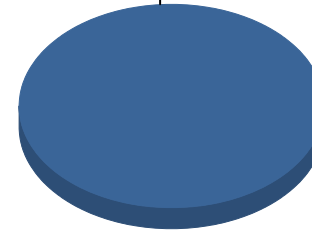
Electric



■ Electric 100.0%  
Total: 100.0%

**Cost**

Electric

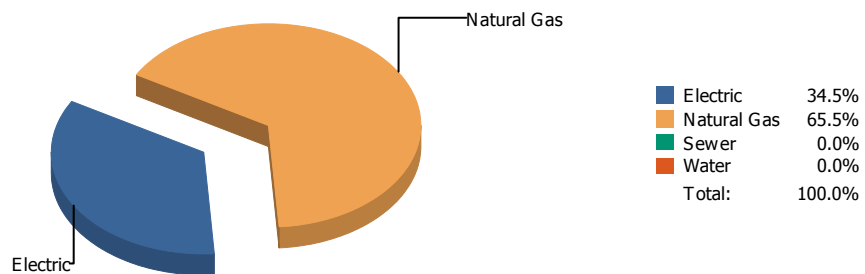


■ Electric 100.0%  
Total: 100.0%

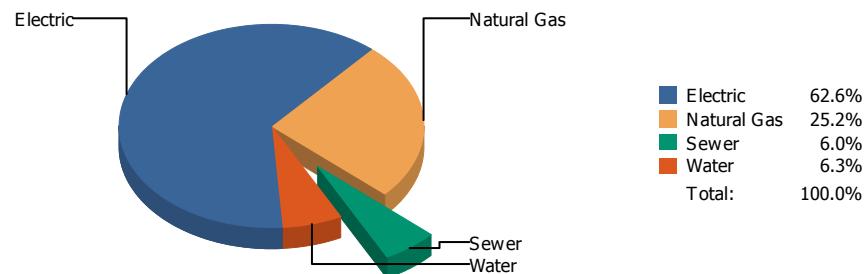
Commodity	Common Use	Energy Use	Energy Use / Area	Total Cost	Cost / Unit	Cost / Area
<b>Place: [HIGHLAND] HIGHLAND/ANNEX 120 [BUILDING]</b>						
<b>Area: 33,705 SqFt</b>						
<b>Billing Period: Dec 2018</b>						
ELECTRIC	29,120.00 kWh	99,357 KBtu	2.948 KBtu/SqFt	\$1,659.30	\$0.057 /kWh	\$0.049 /SqFt
<b>Totals:</b>		<b>99,357 KBtu</b>	<b>2.948 KBtu/SqFt</b>	<b>\$1,659.30</b>		



### Energy

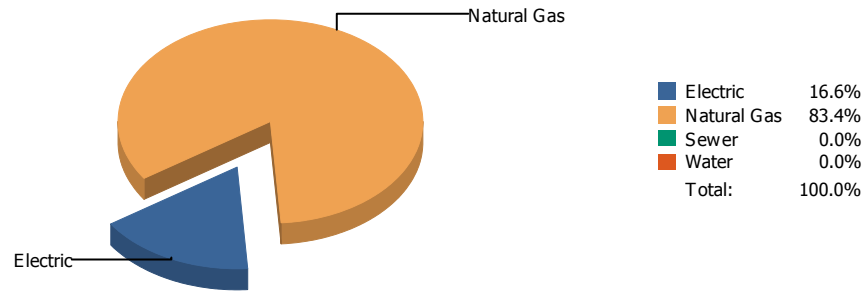


### Cost

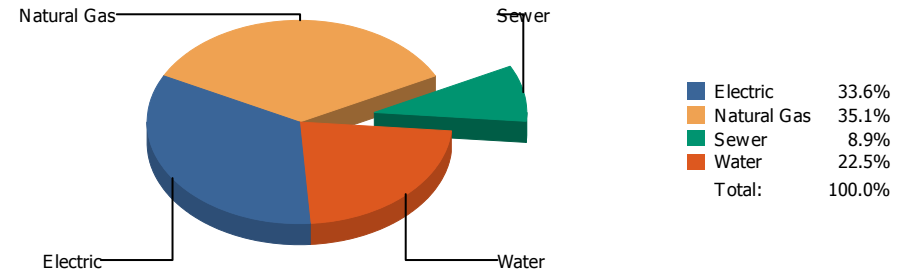


Commodity	Common Use	Energy Use	Energy Use / Area	Total Cost	Cost / Unit	Cost / Area
<b>Place: [HILLSIDE] HILLSIDE 121 [BUILDING]</b>						
<b>Area: 80,656 SqFt</b>						
<b>Billing Period: Dec 2018</b>						
ELECTRIC	49,336.00 kWh	168,334 KBtu	2.087 KBtu/SqFt	\$5,236.83	\$0.106 /kWh	\$0.065 /SqFt
NATURALGAS	3,100.00 CCF	319,300 KBtu	3.959 KBtu/SqFt	\$2,103.84	\$0.679 /CCF	\$0.026 /SqFt
SEWER	104.00 CCF			\$498.09	\$4.789 /CCF	\$0.006 /SqFt
WATER	133.00 CCF			\$524.88	\$3.946 /CCF	\$0.006 /SqFt
<b>Totals:</b>		<b>487,634 KBtu</b>	<b>6.046 KBtu/SqFt</b>	<b>\$8,363.64</b>		

**Energy**

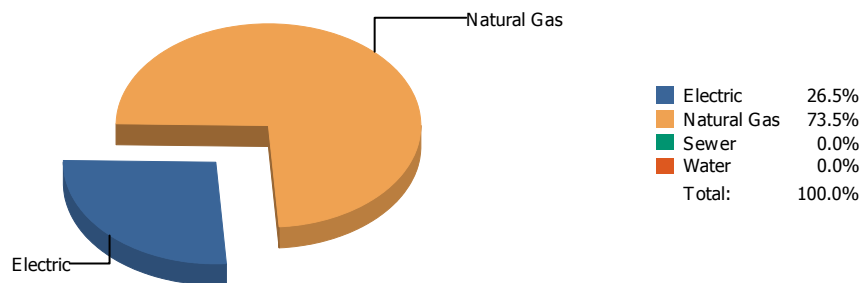


**Cost**

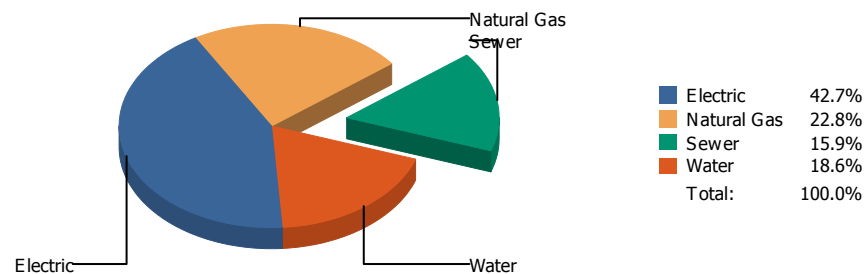


Commodity	Common Use	Energy Use	Energy Use / Area	Total Cost	Cost / Unit	Cost / Area
<b>Place: [HOUSTON] HOUSTON      122 [BUILDING]</b>						
<b>Area: 84,178 SqFt</b>						
<b>Billing Period: Dec 2018</b>						
ELECTRIC	17,800.00 kWh	60,734 KBtu	0.721 KBtu/SqFt	\$1,809.02	\$0.102 /kWh	\$0.021 /SqFt
NATURALGAS	2,957.00 CCF	304,571 KBtu	3.618 KBtu/SqFt	\$1,888.81	\$0.639 /CCF	\$0.022 /SqFt
SEWER	95.00 CCF			\$480.90	\$5.062 /CCF	\$0.006 /SqFt
WATER	320.00 CCF			\$1,209.99	\$3.781 /CCF	\$0.014 /SqFt
<b>Totals:</b>		<b>365,305 KBtu</b>	<b>4.340 KBtu/SqFt</b>	<b>\$5,388.72</b>		

**Energy**

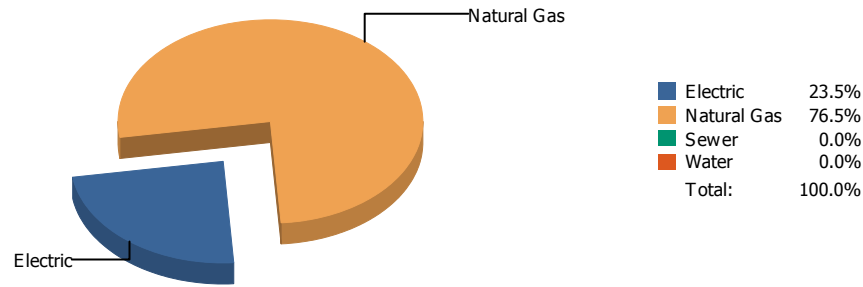


**Cost**

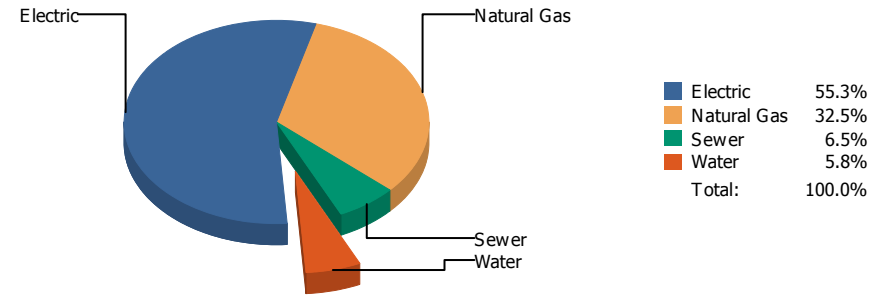


Commodity	Common Use	Energy Use	Energy Use / Area	Total Cost	Cost / Unit	Cost / Area
<b>Place: [HUGHEY] HUGHEY 123 [BUILDING]</b>						
<b>Area: 74,815 SqFt</b>						
<b>Billing Period: Dec 2018</b>						
ELECTRIC	28,430.00 kWh	97,003 KBtu	1.297 KBtu/SqFt	\$3,422.11	\$0.120 /kWh	\$0.046 /SqFt
NATURALGAS	2,611.00 CCF	268,933 KBtu	3.595 KBtu/SqFt	\$1,830.51	\$0.701 /CCF	\$0.024 /SqFt
SEWER	461.00 CCF			\$1,273.23	\$2.762 /CCF	\$0.017 /SqFt
WATER	476.00 CCF			\$1,487.99	\$3.126 /CCF	\$0.020 /SqFt
<b>Totals:</b>		<b>365,936 KBtu</b>	<b>4.891 KBtu/SqFt</b>	<b>\$8,013.84</b>		

**Energy**

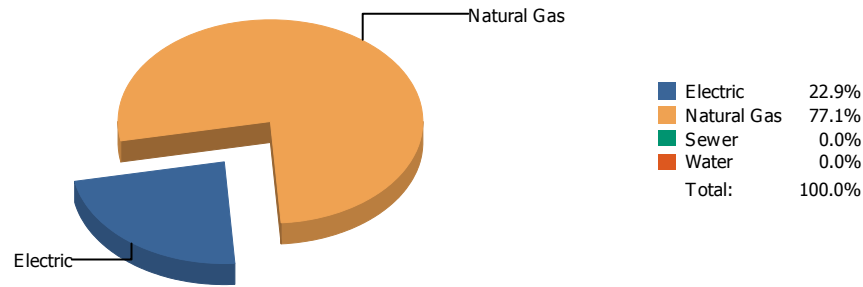


**Cost**

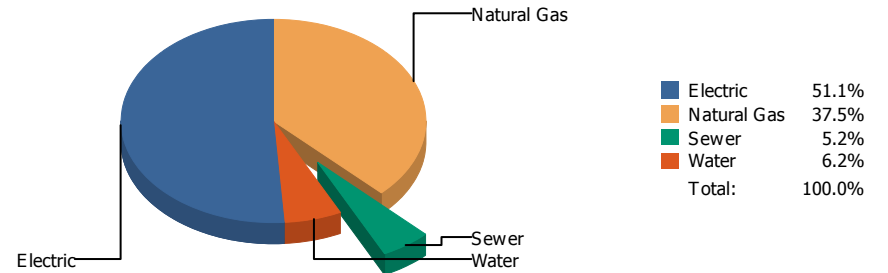


Commodity	Common Use	Energy Use	Energy Use / Area	Total Cost	Cost / Unit	Cost / Area
<b>Place: [IRVIN] IRVIN                      008 [BUILDING]</b>						
<b>Area: 303,804 SqFt</b>						
<b>Billing Period: Dec 2018</b>						
ELECTRIC	100,881.00 kWh	344,206 KBtu	1.133 KBtu/SqFt	\$10,490.85	\$0.104 /kWh	\$0.034 /SqFt
NATURALGAS	10,863.00 CCF	1,118,889 KBtu	3.683 KBtu/SqFt	\$6,159.03	\$0.567 /CCF	\$0.020 /SqFt
SEWER	538.00 CCF			\$1,233.76	\$2.293 /CCF	\$0.004 /SqFt
WATER	408.00 CCF			\$1,093.08	\$2.679 /CCF	\$0.004 /SqFt
<b>Totals:</b>		<b>1,463,095 KBtu</b>	<b>4.816 KBtu/SqFt</b>	<b>\$18,976.72</b>		

**Energy**

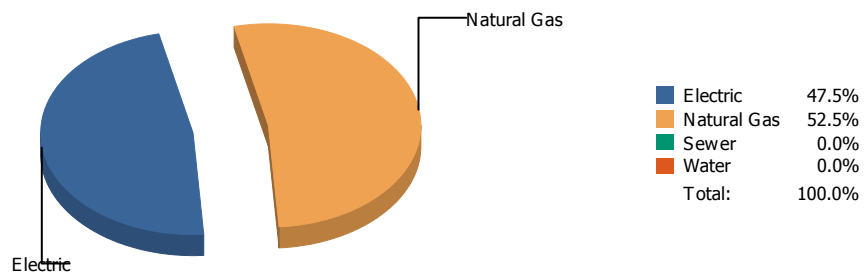


**Cost**

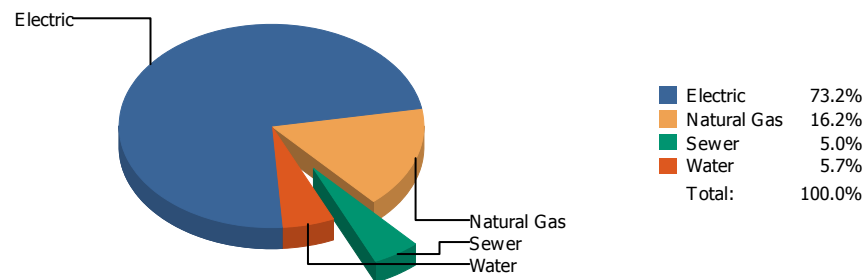


Commodity	Common Use	Energy Use	Energy Use / Area	Total Cost	Cost / Unit	Cost / Area
<b>Place: [JEFFERSN] JEFFERSON 009 [BUILDING]</b>						
<b>Area: 257,708 SqFt</b>						
<b>Billing Period: Dec 2018</b>						
ELECTRIC	104,676.00 kWh	357,155 KBtu	1.386 KBtu/SqFt	\$10,176.35	\$0.097 /kWh	\$0.039 /SqFt
NATURALGAS	11,662.00 CCF	1,201,186 KBtu	4.661 KBtu/SqFt	\$7,467.71	\$0.640 /CCF	\$0.029 /SqFt
SEWER	272.00 CCF			\$1,035.84	\$3.808 /CCF	\$0.004 /SqFt
WATER	282.00 CCF			\$1,226.19	\$4.348 /CCF	\$0.004 /SqFt
<b>Totals:</b>		<b>1,558,341 KBtu</b>	<b>6.047 KBtu/SqFt</b>	<b>\$19,906.09</b>		

### Energy

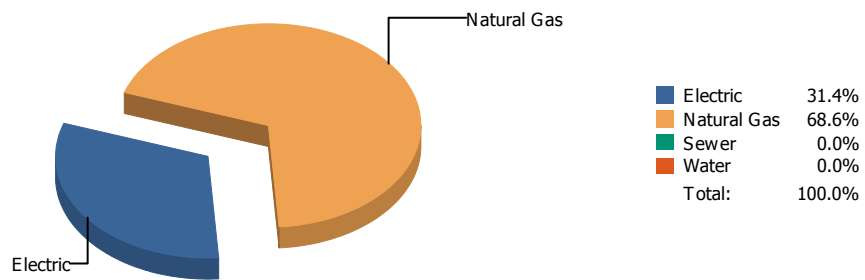


### Cost

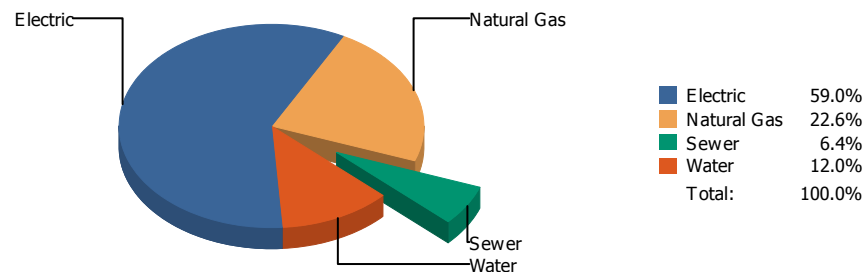


Commodity	Common Use	Energy Use	Energy Use / Area	Total Cost	Cost / Unit	Cost / Area
<b>Place: [JOHNSON] L.B. JOHNSON 155 [BUILDING]</b>						
<b>Area: 87,993 SqFt</b>						
<b>Billing Period: Dec 2018</b>						
ELECTRIC	46,900.00 kWh	160,023 KBtu	1.819 KBtu/SqFt	\$5,483.41	\$0.117 /kWh	\$0.062 /SqFt
NATURALGAS	1,714.00 CCF	176,542 KBtu	2.006 KBtu/SqFt	\$1,209.88	\$0.706 /CCF	\$0.014 /SqFt
SEWER	87.00 CCF			\$372.35	\$4.280 /CCF	\$0.004 /SqFt
WATER	100.00 CCF			\$425.48	\$4.255 /CCF	\$0.005 /SqFt
<b>Totals:</b>		<b>336,565 KBtu</b>	<b>3.825 KBtu/SqFt</b>	<b>\$7,491.12</b>		

### Energy

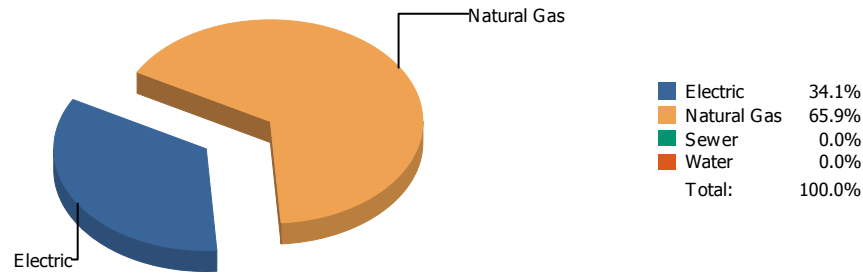


### Cost

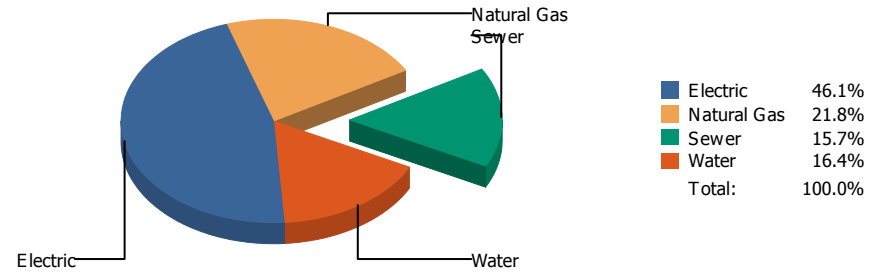


Commodity	Common Use	Energy Use	Energy Use / Area	Total Cost	Cost / Unit	Cost / Area
<b>Place: [KOHLBERG] KOHLBERG ELEMENTARY [BUILDING]</b>						
<b>Area: 99,884 SqFt</b>						
<b>Billing Period: Dec 2018</b>						
ELECTRIC	52,140.00 kWh	177,902 KBtu	1.781 KBtu/SqFt	\$6,089.42	\$0.117 /kWh	\$0.061 /SqFt
NATURALGAS	3,776.00 CCF	388,928 KBtu	3.894 KBtu/SqFt	\$2,334.35	\$0.618 /CCF	\$0.023 /SqFt
SEWER	197.00 CCF			\$656.58	\$3.333 /CCF	\$0.007 /SqFt
WATER	377.00 CCF			\$1,238.11	\$3.284 /CCF	\$0.012 /SqFt
<b>Totals:</b>		<b>566,830 KBtu</b>	<b>5.675 KBtu/SqFt</b>	<b>\$10,318.46</b>		

**Energy**



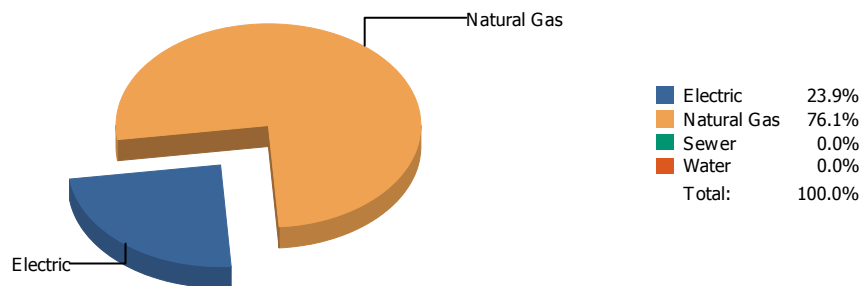
**Cost**



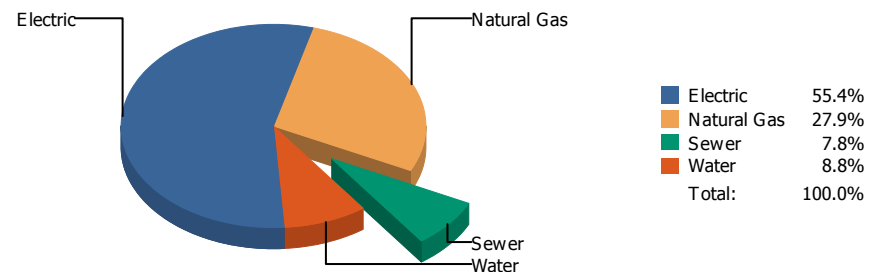
Commodity	Common Use	Energy Use	Energy Use / Area	Total Cost	Cost / Unit	Cost / Area
<b>Place: [LAMAR] LAMAR 125 [BUILDING]</b>						
<b>Area: 76,252 SqFt</b>						
<b>Billing Period: Dec 2018</b>						
ELECTRIC	23,100.00 kWh	78,817 KBtu	1.034 KBtu/SqFt	\$2,574.24	\$0.111 /kWh	\$0.034 /SqFt
NATURALGAS	1,476.00 CCF	152,028 KBtu	1.994 KBtu/SqFt	\$1,213.60	\$0.822 /CCF	\$0.016 /SqFt
SEWER	195.00 CCF			\$878.08	\$4.503 /CCF	\$0.011 /SqFt
WATER	213.00 CCF			\$912.76	\$4.285 /CCF	\$0.012 /SqFt
<b>Totals:</b>		<b>230,845 KBtu</b>	<b>3.027 KBtu/SqFt</b>	<b>\$5,578.68</b>		



### Energy

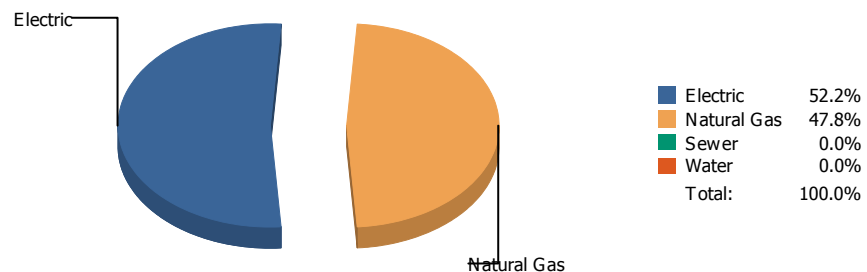


### Cost

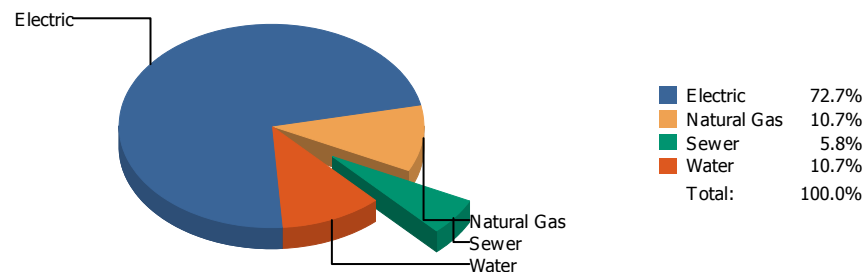


Commodity	Common Use	Energy Use	Energy Use / Area	Total Cost	Cost / Unit	Cost / Area
<b>Place: [LEE] LEE      150 [BUILDING]</b>						
<b>Area: 78,368 SqFt</b>						
<b>Billing Period: Dec 2018</b>						
ELECTRIC	33,830.00 kWh	115,428 KBtu	1.473 KBtu/SqFt	\$4,127.05	\$0.122 /kWh	\$0.053 /SqFt
NATURALGAS	3,578.00 CCF	368,534 KBtu	4.703 KBtu/SqFt	\$2,081.26	\$0.582 /CCF	\$0.027 /SqFt
SEWER	101.00 CCF			\$584.60	\$5.788 /CCF	\$0.007 /SqFt
WATER	84.00 CCF			\$655.67	\$7.806 /CCF	\$0.008 /SqFt
<b>Totals:</b>		<b>483,962 KBtu</b>	<b>6.176 KBtu/SqFt</b>	<b>\$7,448.58</b>		

### Energy

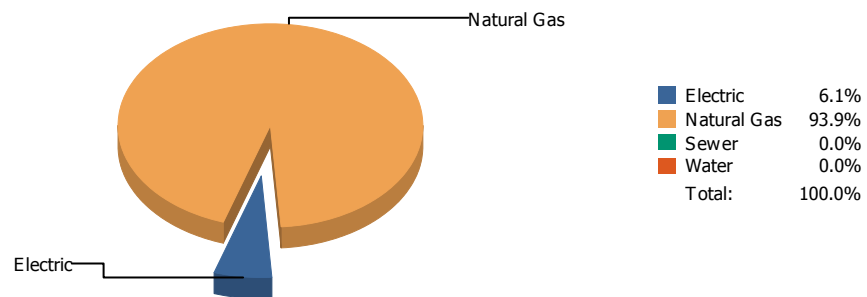


### Cost

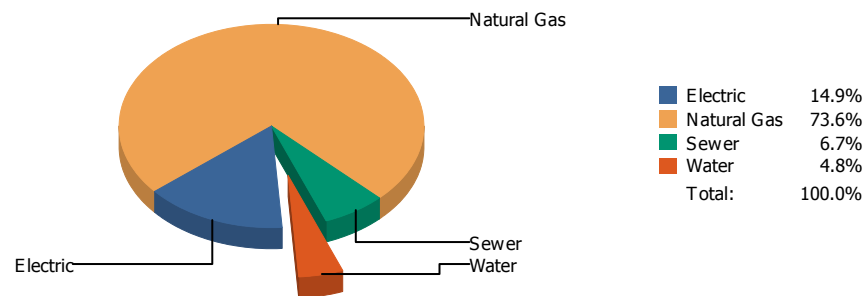


Commodity	Common Use	Energy Use	Energy Use / Area	Total Cost	Cost / Unit	Cost / Area
<b>Place: [LINCOLN] LINCOLN 051 [BUILDING]</b>						
<b>Area: 163,678 SqFt</b>						
<b>Billing Period: Dec 2018</b>						
ELECTRIC	92,150.00 kWh	314,416 KBtu	1.921 KBtu/SqFt	\$11,290.43	\$0.123 /kWh	\$0.069 /SqFt
NATURALGAS	2,790.00 CCF	287,370 KBtu	1.756 KBtu/SqFt	\$1,660.38	\$0.595 /CCF	\$0.010 /SqFt
SEWER	365.00 CCF			\$903.33	\$2.475 /CCF	\$0.006 /SqFt
WATER	637.00 CCF			\$1,668.31	\$2.619 /CCF	\$0.010 /SqFt
<b>Totals:</b>		<b>601,786 KBtu</b>	<b>3.677 KBtu/SqFt</b>	<b>\$15,522.45</b>		

### Energy

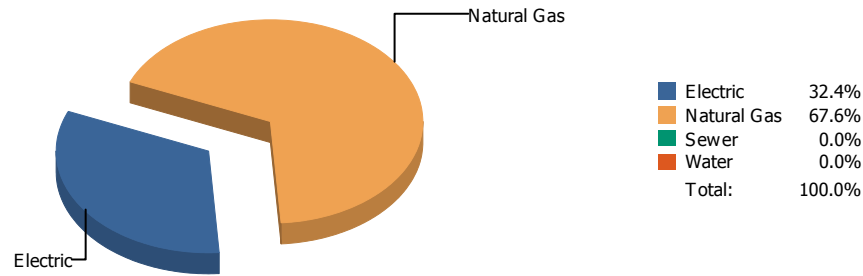


### Cost

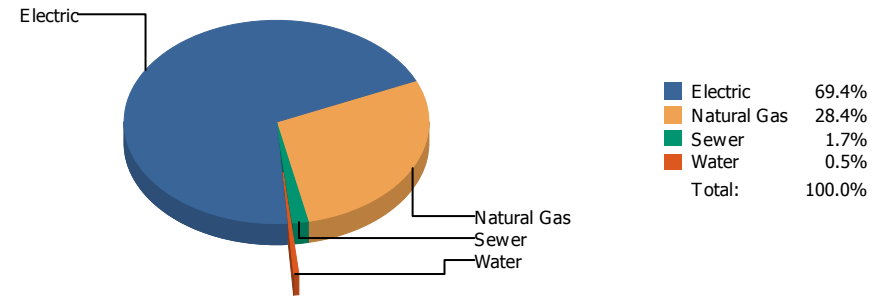


Commodity	Common Use	Energy Use	Energy Use / Area	Total Cost	Cost / Unit	Cost / Area
<b>Place: [LIVE MAT] LIVE MATERIAL CENTER 929 [BUILDING]</b>						
<b>Area: 2,483 SqFt</b>						
<b>Billing Period: Dec 2018</b>						
ELECTRIC	305.00 kWh	1,041 KBtu	0.419 KBtu/SqFt	\$71.88	\$0.236 /kWh	\$0.029 /SqFt
NATURALGAS	156.00 CCF	16,068 KBtu	6.471 KBtu/SqFt	\$354.22	\$2.271 /CCF	\$0.143 /SqFt
SEWER	1.00 CCF			\$32.19	\$32.190 /CCF	\$0.013 /SqFt
WATER	4.00 CCF			\$22.92	\$5.730 /CCF	\$0.009 /SqFt
<b>Totals:</b>		<b>17,109 KBtu</b>	<b>6.890 KBtu/SqFt</b>	<b>\$481.21</b>		

**Energy**

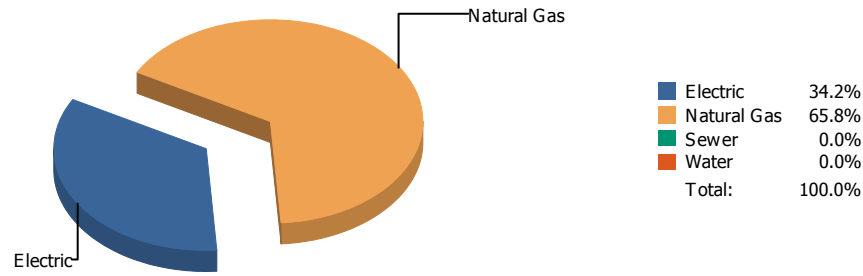


**Cost**

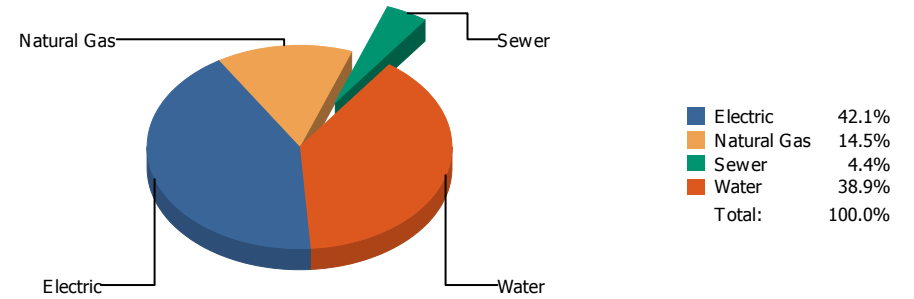


Commodity	Common Use	Energy Use	Energy Use / Area	Total Cost	Cost / Unit	Cost / Area
<b>Place: [LOGAN] LOGAN      128 [BUILDING]</b>						
<b>Area: 72,248 SqFt</b>						
<b>Billing Period: Dec 2018</b>						
ELECTRIC	41,400.00 kWh	141,257 KBtu	1.955 KBtu/SqFt	\$4,144.52	\$0.100 /kWh	\$0.057 /SqFt
NATURALGAS	2,864.00 CCF	294,992 KBtu	4.083 KBtu/SqFt	\$1,694.62	\$0.592 /CCF	\$0.023 /SqFt
SEWER	5.00 CCF			\$102.82	\$20.564 /CCF	\$0.001 /SqFt
WATER	3.00 CCF			\$29.50	\$9.833 /CCF	\$0.000 /SqFt
<b>Totals:</b>		<b>436,249 KBtu</b>	<b>6.038 KBtu/SqFt</b>	<b>\$5,971.46</b>		

**Energy**

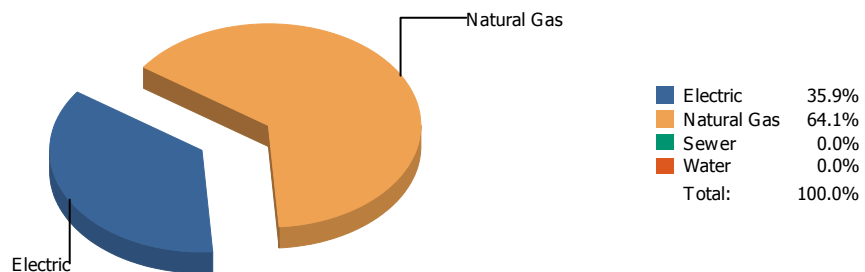


**Cost**

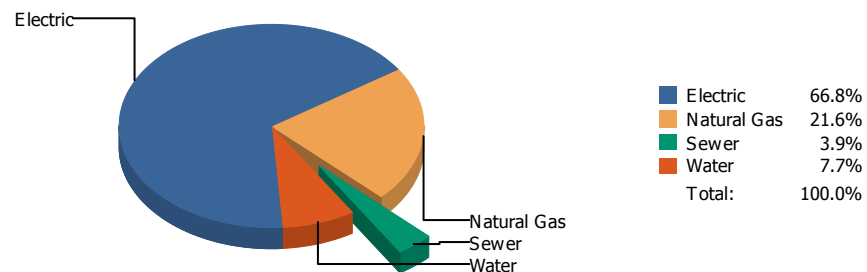


Commodity	Common Use	Energy Use	Energy Use / Area	Total Cost	Cost / Unit	Cost / Area
<b>Place: [LUNDY_2] LUNDY 177 [BUILDING]</b>						
<b>Area: 112,731 SqFt</b>						
<b>Billing Period: Dec 2018</b>						
ELECTRIC	45,800.00 kWh	156,270 KBtu	1.386 KBtu/SqFt	\$5,432.11	\$0.119 /kWh	\$0.048 /SqFt
NATURALGAS	2,923.00 CCF	301,069 KBtu	2.671 KBtu/SqFt	\$1,873.62	\$0.641 /CCF	\$0.017 /SqFt
SEWER	134.00 CCF			\$573.50	\$4.280 /CCF	\$0.005 /SqFt
WATER	971.00 CCF			\$5,008.50	\$5.158 /CCF	\$0.044 /SqFt
<b>Totals:</b>		<b>457,339 KBtu</b>	<b>4.057 KBtu/SqFt</b>	<b>\$12,887.73</b>		

### Energy

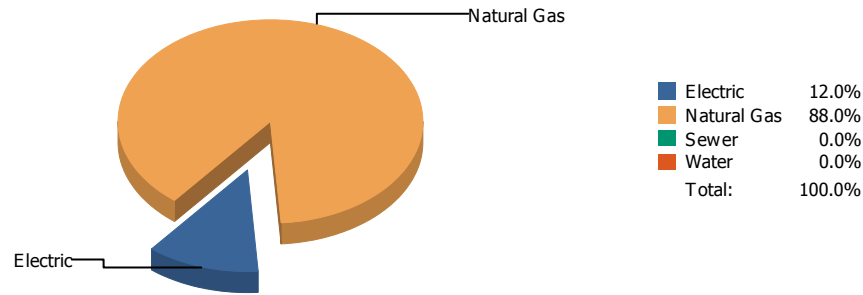


### Cost

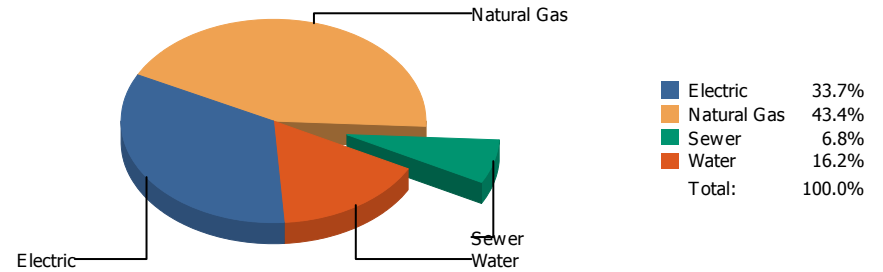


Commodity	Common Use	Energy Use	Energy Use / Area	Total Cost	Cost / Unit	Cost / Area
<b>Place: [MAC] MACARTHUR 129 [BUILDING]</b>						
<b>Area: 143,341 SqFt</b>						
<b>Billing Period: Dec 2018</b>						
ELECTRIC	69,720.00 kWh	237,885 KBtu	1.660 KBtu/SqFt	\$7,369.04	\$0.106 /kWh	\$0.051 /SqFt
NATURALGAS	4,124.00 CCF	424,772 KBtu	2.963 KBtu/SqFt	\$2,385.48	\$0.578 /CCF	\$0.017 /SqFt
SEWER	119.00 CCF			\$433.47	\$3.643 /CCF	\$0.003 /SqFt
WATER	207.00 CCF			\$845.90	\$4.086 /CCF	\$0.006 /SqFt
<b>Totals:</b>		<b>662,657 KBtu</b>	<b>4.623 KBtu/SqFt</b>	<b>\$11,033.89</b>		

**Energy**

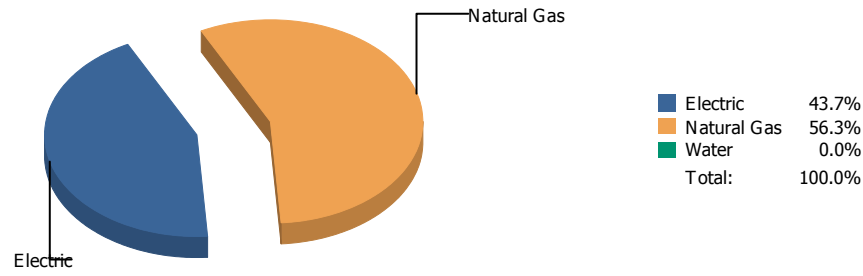


**Cost**

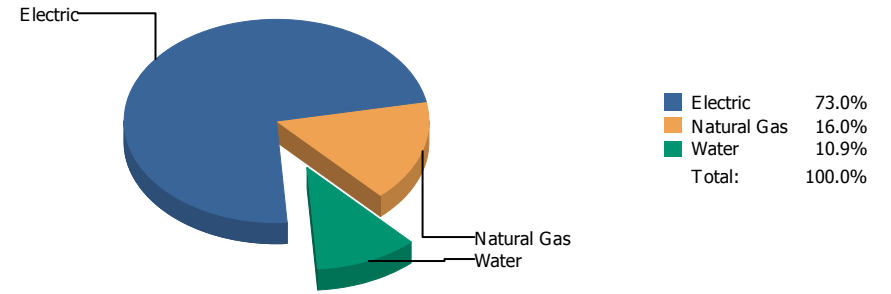


Commodity	Common Use	Energy Use	Energy Use / Area	Total Cost	Cost / Unit	Cost / Area
<b>Place: [MAGOFFIN] MAGOFFIN 047 [BUILDING]</b>						
<b>Area: 76,378 SqFt</b>						
<b>Billing Period: Dec 2018</b>						
ELECTRIC	17,738.00 kWh	60,522 KBtu	0.792 KBtu/SqFt	\$1,929.52	\$0.109 /kWh	\$0.025 /SqFt
NATURALGAS	4,324.00 CCF	445,372 KBtu	5.831 KBtu/SqFt	\$2,484.42	\$0.575 /CCF	\$0.033 /SqFt
SEWER	38.00 CCF			\$390.14	\$10.267 /CCF	\$0.005 /SqFt
WATER	102.00 CCF			\$925.88	\$9.077 /CCF	\$0.012 /SqFt
<b>Totals:</b>		<b>505,894 KBtu</b>	<b>6.624 KBtu/SqFt</b>	<b>\$5,729.96</b>		

**Energy**



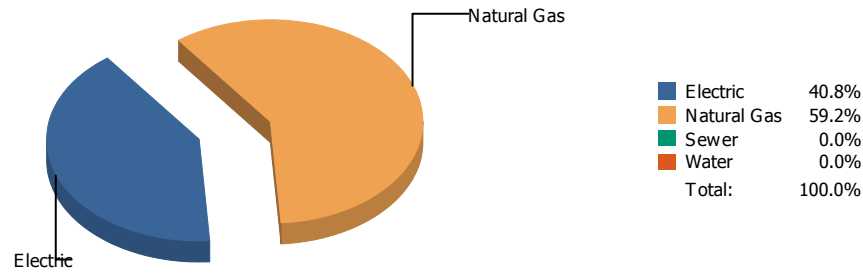
**Cost**



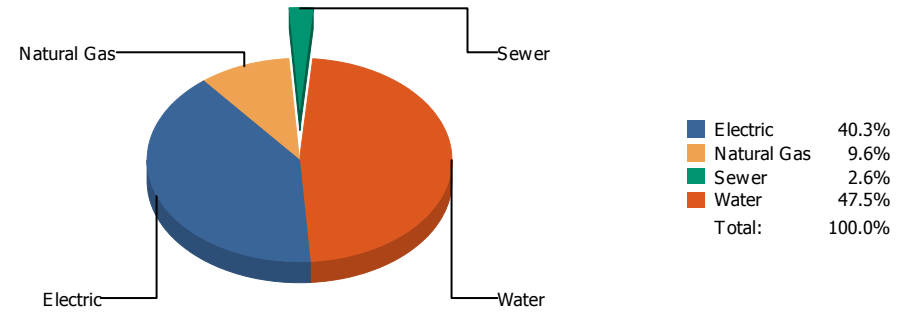
Commodity	Common Use	Energy Use	Energy Use / Area	Total Cost	Cost / Unit	Cost / Area
<b>Place: [MAGOFFINNEWMIDDLESCHOOL] MAGOFFIN NEW MIDDLE SCHOOL [BUILDING]</b>						
<b>Area: 116,136 SqFt</b>						
<b>Billing Period: Dec 2018</b>						
ELECTRIC	76,800.00 kWh	262,042 KBtu	2.256 KBtu/SqFt	\$8,734.57	\$0.114 /kWh	\$0.075 /SqFt
NATURALGAS	3,275.00 CCF	337,325 KBtu	2.905 KBtu/SqFt	\$1,917.20	\$0.585 /CCF	\$0.017 /SqFt
WATER	184.00 CCF			\$1,307.05	\$7.104 /CCF	\$0.011 /SqFt
<b>Totals:</b>		<b>599,367 KBtu</b>	<b>5.161 KBtu/SqFt</b>	<b>\$11,958.82</b>		



**Energy**

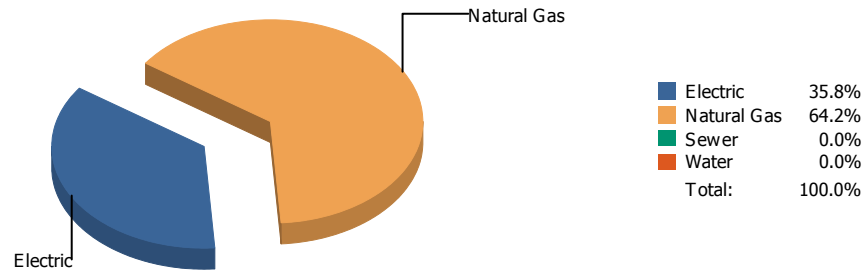


**Cost**

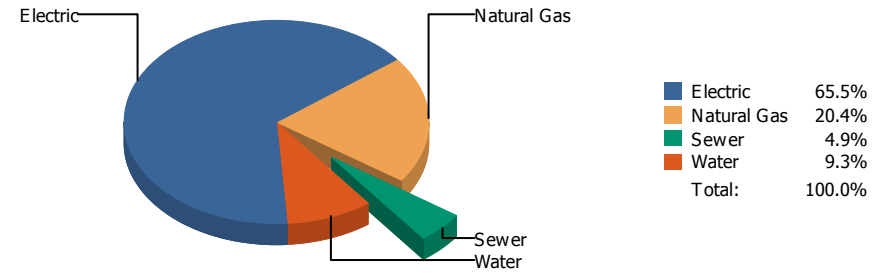


Commodity	Common Use	Energy Use	Energy Use / Area	Total Cost	Cost / Unit	Cost / Area
<b>Place: [MAXINE] MAXINE SILVA HEALTH MAGNET 011 [BUILDING]</b>						
<b>Area: 80,909 SqFt</b>						
<b>Billing Period: Dec 2018</b>						
ELECTRIC	52,200.00 kWh	178,106 KBtu	2.201 KBtu/SqFt	\$6,355.14	\$0.122 /kWh	\$0.079 /SqFt
NATURALGAS	2,506.00 CCF	258,118 KBtu	3.190 KBtu/SqFt	\$1,506.00	\$0.601 /CCF	\$0.019 /SqFt
SEWER	105.00 CCF			\$406.73	\$3.874 /CCF	\$0.005 /SqFt
WATER	1,163.00 CCF			\$7,489.18	\$6.440 /CCF	\$0.093 /SqFt
<b>Totals:</b>		<b>436,224 KBtu</b>	<b>5.392 KBtu/SqFt</b>	<b>\$15,757.05</b>		

### Energy

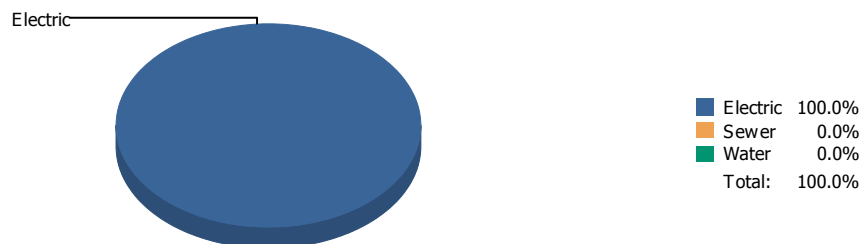


### Cost

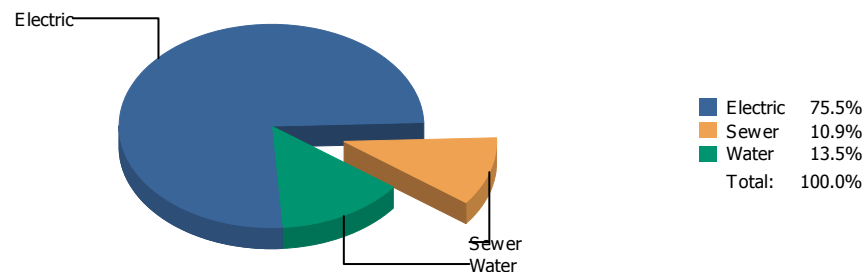


Commodity	Common Use	Energy Use	Energy Use / Area	Total Cost	Cost / Unit	Cost / Area
<b>Place: [MESITA] MESITA 130 [BUILDING]</b>						
<b>Area: 100,583 SqFt</b>						
<b>Billing Period: Dec 2018</b>						
ELECTRIC	58,200.00 kWh	198,578 KBtu	1.974 KBtu/SqFt	\$6,906.40	\$0.119 /kWh	\$0.069 /SqFt
NATURALGAS	3,454.00 CCF	355,762 KBtu	3.537 KBtu/SqFt	\$2,148.22	\$0.622 /CCF	\$0.021 /SqFt
SEWER	104.00 CCF			\$516.20	\$4.963 /CCF	\$0.005 /SqFt
WATER	146.00 CCF			\$980.54	\$6.716 /CCF	\$0.010 /SqFt
<b>Totals:</b>		<b>554,340 KBtu</b>	<b>5.511 KBtu/SqFt</b>	<b>\$10,551.36</b>		

**Energy**

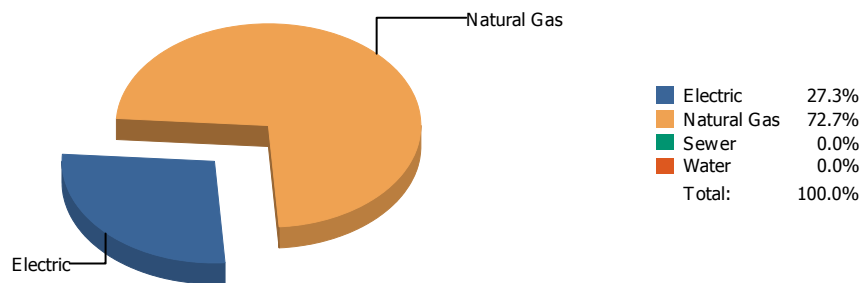


**Cost**

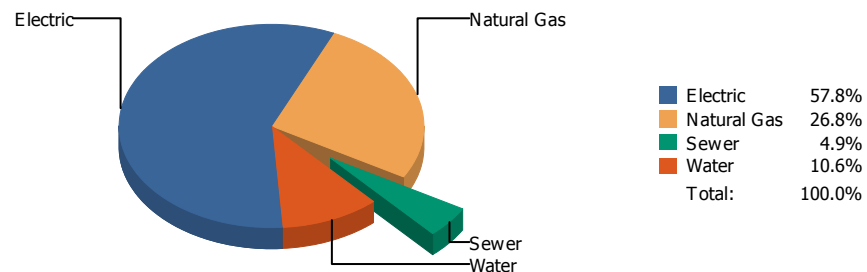


Commodity	Common Use	Energy Use	Energy Use / Area	Total Cost	Cost / Unit	Cost / Area
<b>Place: [MILAM] MILAM 131 [BUILDING]</b>						
<b>Area: 63,641 SqFt</b>						
<b>Billing Period: Dec 2018</b>						
ELECTRIC	16,680.00 kWh	56,912 KBtu	0.894 KBtu/SqFt	\$2,297.82	\$0.138 /kWh	\$0.036 /SqFt
SEWER	66.00 CCF			\$332.24	\$5.034 /CCF	\$0.005 /SqFt
WATER	91.00 CCF			\$411.53	\$4.522 /CCF	\$0.006 /SqFt
<b>Totals:</b>		<b>56,912 KBtu</b>	<b>0.894 KBtu/SqFt</b>	<b>\$3,041.59</b>		

### Energy

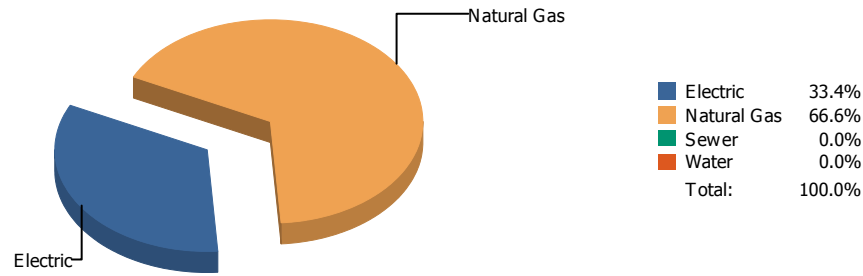


### Cost

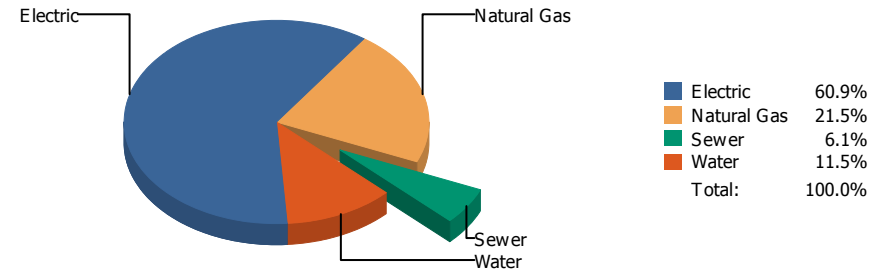


Commodity	Common Use	Energy Use	Energy Use / Area	Total Cost	Cost / Unit	Cost / Area
<b>Place: [MOREHEAD] MOREHEAD 046 [BUILDING]</b>						
<b>Area: 119,353 SqFt</b>						
<b>Billing Period: Dec 2018</b>						
ELECTRIC	64,253.00 kWh	219,231 KBtu	1.837 KBtu/SqFt	\$6,943.20	\$0.108 /kWh	\$0.058 /SqFt
NATURALGAS	5,669.00 CCF	583,907 KBtu	4.892 KBtu/SqFt	\$3,213.50	\$0.567 /CCF	\$0.027 /SqFt
SEWER	140.00 CCF			\$584.96	\$4.178 /CCF	\$0.005 /SqFt
WATER	466.00 CCF			\$1,271.13	\$2.728 /CCF	\$0.011 /SqFt
<b>Totals:</b>		<b>803,138 KBtu</b>	<b>6.729 KBtu/SqFt</b>	<b>\$12,012.79</b>		

**Energy**

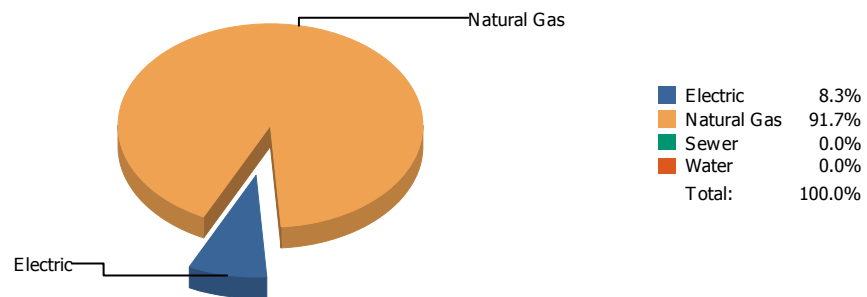


**Cost**

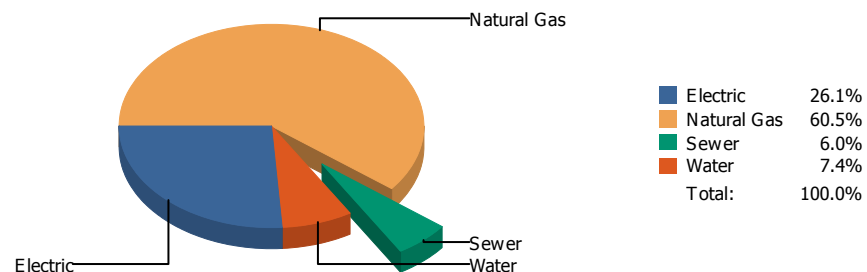


Commodity	Common Use	Energy Use	Energy Use / Area	Total Cost	Cost / Unit	Cost / Area
<b>Place: [MOYE_2] HR MOYE [BUILDING]</b>						
<b>Area: 93,197 SqFt</b>						
<b>Billing Period: Dec 2018</b>						
ELECTRIC	40,680.00 kWh	138,800 KBtu	1.489 KBtu/SqFt	\$4,536.95	\$0.112 /kWh	\$0.049 /SqFt
NATURALGAS	2,690.00 CCF	277,070 KBtu	2.973 KBtu/SqFt	\$1,600.40	\$0.595 /CCF	\$0.017 /SqFt
SEWER	71.00 CCF			\$453.17	\$6.383 /CCF	\$0.005 /SqFt
WATER	105.00 CCF			\$860.22	\$8.193 /CCF	\$0.009 /SqFt
<b>Totals:</b>		<b>415,870 KBtu</b>	<b>4.462 KBtu/SqFt</b>	<b>\$7,450.74</b>		

**Energy**

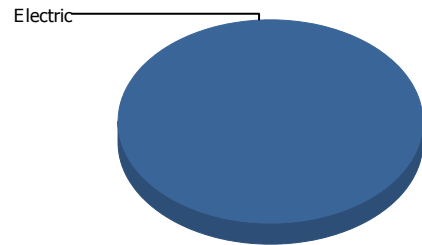


**Cost**



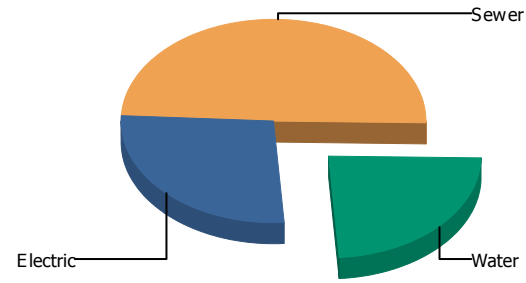
Commodity	Common Use	Energy Use	Energy Use / Area	Total Cost	Cost / Unit	Cost / Area
<b>Place: [MULTI-MEDIA CENTER] MULTI-MEDIA CENTER [BUILDING]</b>						
<b>Area: 27,633 SqFt</b>						
<b>Billing Period: Dec 2018</b>						
ELECTRIC	12,157.00 kWh	41,480 KBtu	1.501 KBtu/SqFt	\$1,111.29	\$0.091 /kWh	\$0.040 /SqFt
NATURALGAS	4,477.00 CCF	461,131 KBtu	16.688 KBtu/SqFt	\$2,577.38	\$0.576 /CCF	\$0.093 /SqFt
SEWER	84.00 CCF			\$253.71	\$3.020 /CCF	\$0.009 /SqFt
WATER	97.00 CCF			\$316.56	\$3.264 /CCF	\$0.011 /SqFt
<b>Totals:</b>		<b>502,611 KBtu</b>	<b>18.189 KBtu/SqFt</b>	<b>\$4,258.94</b>		

**Energy**



■ Electric 100.0%  
 ■ Sewer 0.0%  
 ■ Water 0.0%  
 Total: 100.0%

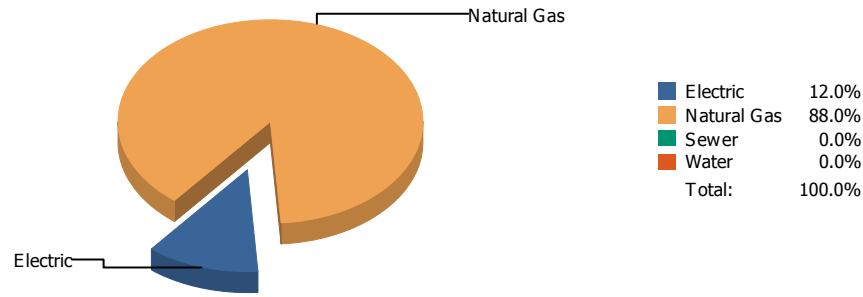
**Cost**



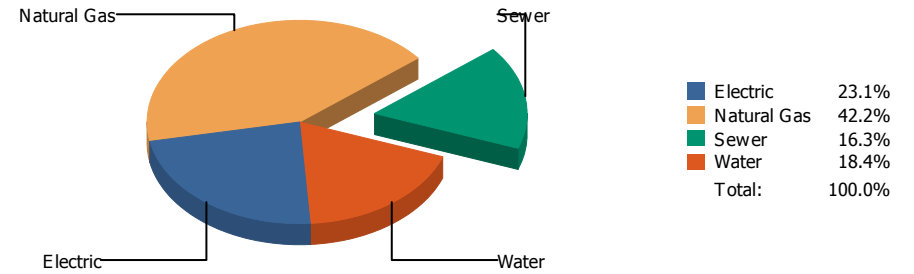
■ Electric 26.8%  
 ■ Sewer 49.7%  
 ■ Water 23.5%  
 Total: 100.0%

Commodity	Common Use	Energy Use	Energy Use / Area	Total Cost	Cost / Unit	Cost / Area
<b>Place: [NE AREA OFFICES] N.E. AREA OFFICES 882 [BUILDING]</b>						
<b>Area: 7,328 SqFt</b>						
<b>Billing Period: Dec 2018</b>						
ELECTRIC	120.00 kWh	409 KBtu	0.056 KBtu/SqFt	\$32.70	\$0.273 /kWh	\$0.004 /SqFt
SEWER	0.00 CCF			\$60.56	\$0.000 /CCF	\$0.008 /SqFt
WATER	0.00 CCF			\$28.64	\$0.000 /CCF	\$0.004 /SqFt
<b>Totals:</b>		<b>409 KBtu</b>	<b>0.056 KBtu/SqFt</b>	<b>\$121.90</b>		

**Energy**



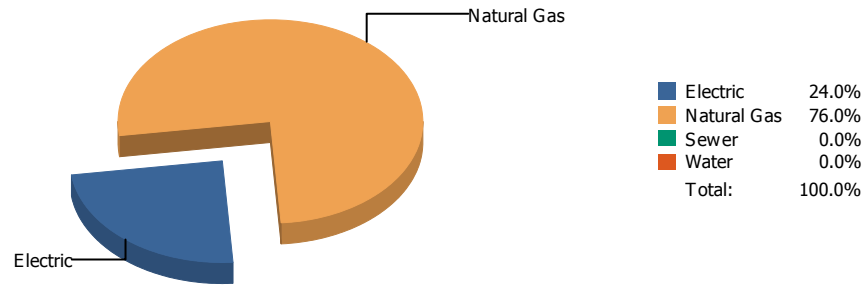
**Cost**



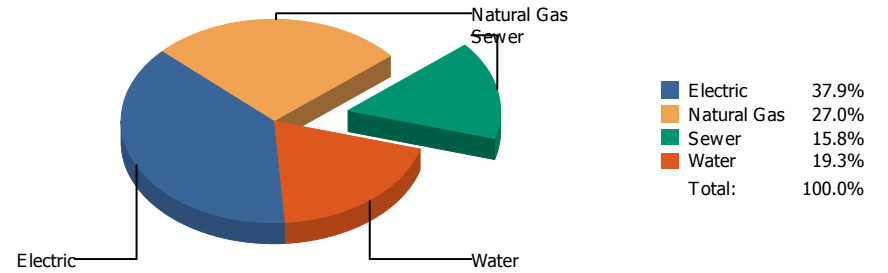
Commodity	Common Use	Energy Use	Energy Use / Area	Total Cost	Cost / Unit	Cost / Area
<b>Place: [NE TRANSPORTATION] N.E. TRANSPORTATION 826 [BUILDING]</b>						
<b>Area: 5,995 SqFt</b>						
<b>Billing Period: Dec 2018</b>						
ELECTRIC	6,629.00 kWh	22,618 KBtu	3.773 KBtu/SqFt	\$552.76	\$0.083 /kWh	\$0.092 /SqFt
NATURALGAS	1,603.00 CCF	165,109 KBtu	27.541 KBtu/SqFt	\$1,011.81	\$0.631 /CCF	\$0.169 /SqFt
SEWER	38.00 CCF			\$390.14	\$10.267 /CCF	\$0.065 /SqFt
WATER	50.00 CCF			\$441.62	\$8.832 /CCF	\$0.074 /SqFt
<b>Totals:</b>		<b>187,727 KBtu</b>	<b>31.314 KBtu/SqFt</b>	<b>\$2,396.33</b>		



**Energy**

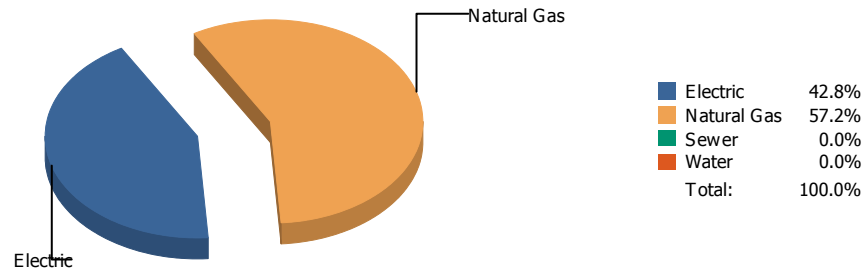


**Cost**

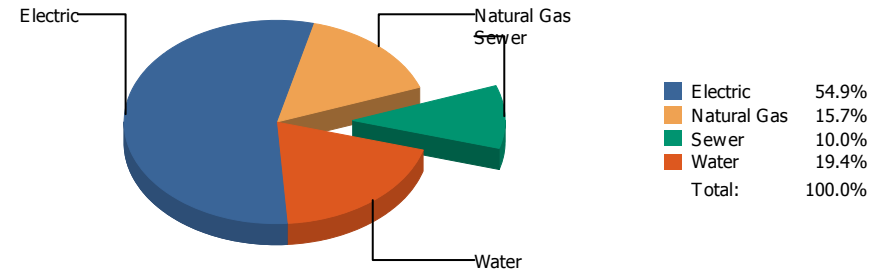


Commodity	Common Use	Energy Use	Energy Use / Area	Total Cost	Cost / Unit	Cost / Area
<b>Place: [NEWMAN] NEWMAN ELEMENTARY 133 [BUILDING]</b>						
<b>Area: 73,291 SqFt</b>						
<b>Billing Period: Dec 2018</b>						
ELECTRIC	19,811.00 kWh	67,595 KBtu	0.922 KBtu/SqFt	\$2,171.06	\$0.110 /kWh	\$0.030 /SqFt
NATURALGAS	2,082.00 CCF	214,446 KBtu	2.926 KBtu/SqFt	\$1,543.15	\$0.741 /CCF	\$0.021 /SqFt
SEWER	386.00 CCF			\$904.66	\$2.344 /CCF	\$0.012 /SqFt
WATER	425.00 CCF			\$1,106.29	\$2.603 /CCF	\$0.015 /SqFt
<b>Totals:</b>		<b>282,041 KBtu</b>	<b>3.848 KBtu/SqFt</b>	<b>\$5,725.16</b>		

**Energy**

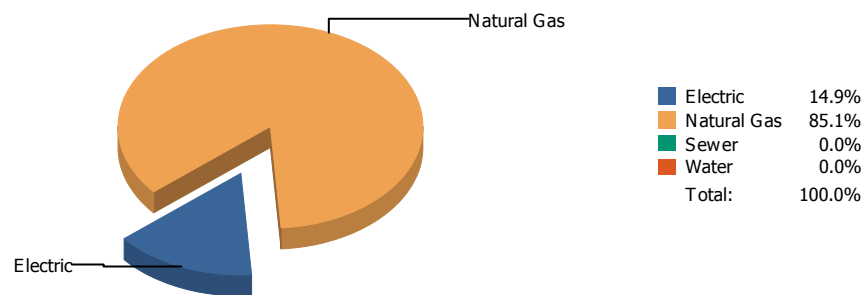


**Cost**

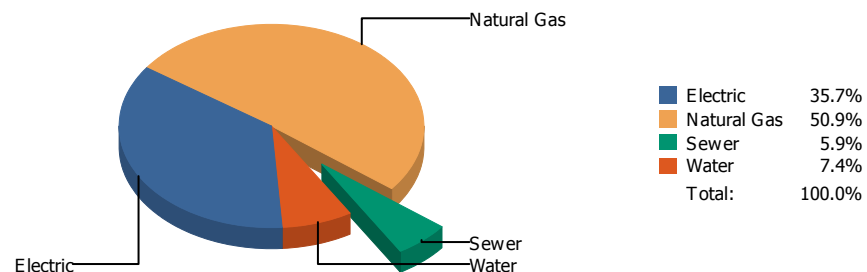


Commodity	Common Use	Energy Use	Energy Use / Area	Total Cost	Cost / Unit	Cost / Area
<b>Place: [NIXON] L.A. NIXON 161 [BUILDING]</b>						
<b>Area: 76,873 SqFt</b>						
<b>Billing Period: Dec 2018</b>						
ELECTRIC	42,360.00 kWh	144,532 KBtu	1.880 KBtu/SqFt	\$4,536.68	\$0.107 /kWh	\$0.059 /SqFt
NATURALGAS	1,873.00 CCF	192,919 KBtu	2.510 KBtu/SqFt	\$1,296.76	\$0.692 /CCF	\$0.017 /SqFt
SEWER	237.00 CCF			\$826.25	\$3.486 /CCF	\$0.011 /SqFt
WATER	418.00 CCF			\$1,602.86	\$3.835 /CCF	\$0.021 /SqFt
<b>Totals:</b>		<b>337,451 KBtu</b>	<b>4.390 KBtu/SqFt</b>	<b>\$8,262.55</b>		

### Energy

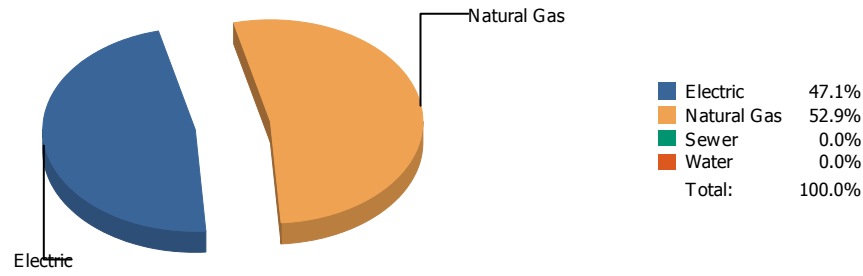


### Cost

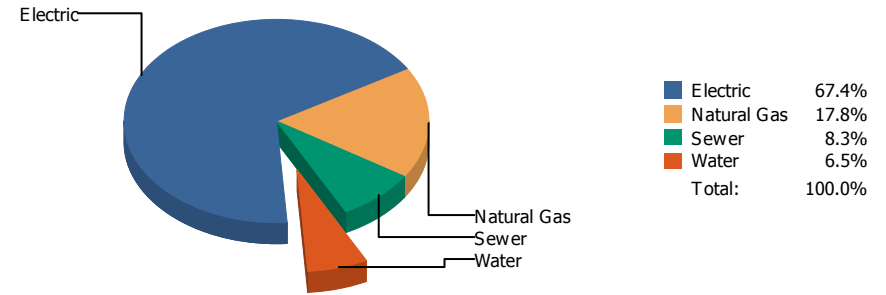


Commodity	Common Use	Energy Use	Energy Use / Area	Total Cost	Cost / Unit	Cost / Area
<b>Place: [OCC. CTR] OCCUPATIONAL CTR. [BUILDING]</b>						
<b>Area: 11,845 SqFt</b>						
<b>Billing Period: Dec 2018</b>						
ELECTRIC	5,800.00 kWh	19,790 KBtu	1.671 KBtu/SqFt	\$519.12	\$0.090 /kWh	\$0.044 /SqFt
NATURALGAS	1,097.00 CCF	112,991 KBtu	9.539 KBtu/SqFt	\$740.13	\$0.675 /CCF	\$0.062 /SqFt
SEWER	6.00 CCF			\$85.59	\$14.265 /CCF	\$0.007 /SqFt
WATER	9.00 CCF			\$107.93	\$11.992 /CCF	\$0.009 /SqFt
<b>Totals:</b>		<b>132,781 KBtu</b>	<b>11.210 KBtu/SqFt</b>	<b>\$1,452.77</b>		

**Energy**

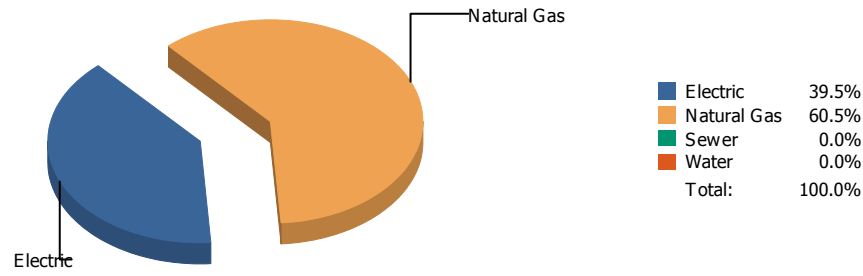


**Cost**

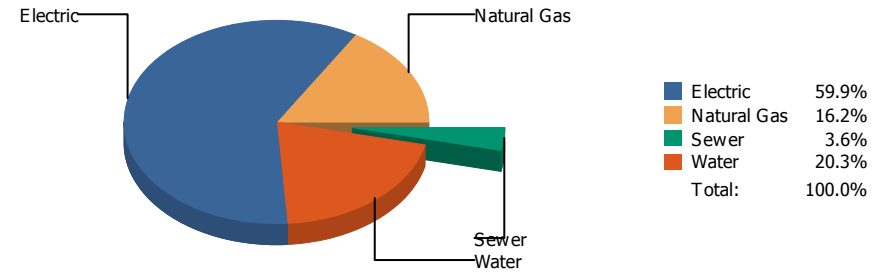


Commodity	Common Use	Energy Use	Energy Use / Area	Total Cost	Cost / Unit	Cost / Area
<b>Place: [PARK] PARK      134 [BUILDING]</b>						
<b>Area: 63,609 SqFt</b>						
<b>Billing Period: Dec 2018</b>						
ELECTRIC	47,579.00 kWh	162,340 KBtu	2.552 KBtu/SqFt	\$4,710.54	\$0.099 /kWh	\$0.074 /SqFt
NATURALGAS	1,771.00 CCF	182,413 KBtu	2.868 KBtu/SqFt	\$1,246.34	\$0.704 /CCF	\$0.020 /SqFt
SEWER	167.00 CCF			\$577.73	\$3.459 /CCF	\$0.009 /SqFt
WATER	117.00 CCF			\$454.87	\$3.888 /CCF	\$0.007 /SqFt
<b>Totals:</b>		<b>344,753 KBtu</b>	<b>5.420 KBtu/SqFt</b>	<b>\$6,989.48</b>		

**Energy**

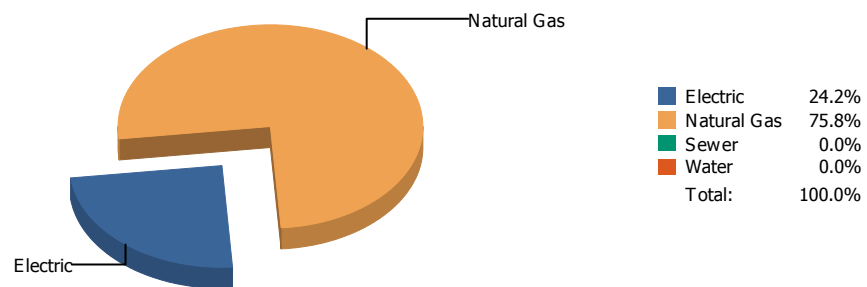


**Cost**

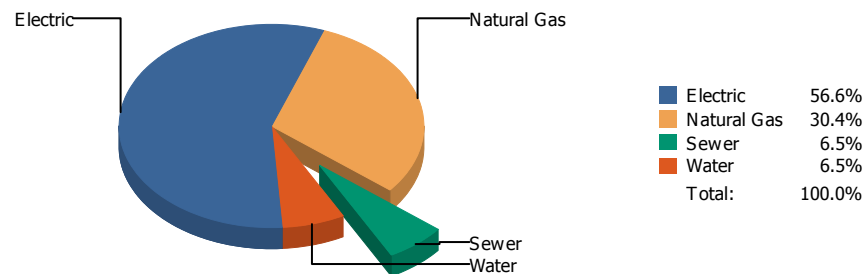


Commodity	Common Use	Energy Use	Energy Use / Area	Total Cost	Cost / Unit	Cost / Area
<b>Place: [PAUL MORENO_1] PAUL MORENO 167 [BUILDING]</b>						
<b>Area: 87,824 SqFt</b>						
<b>Billing Period: Dec 2018</b>						
ELECTRIC	36,600.00 kWh	124,879 KBtu	1.422 KBtu/SqFt	\$4,768.55	\$0.130 /kWh	\$0.054 /SqFt
NATURALGAS	1,856.00 CCF	191,168 KBtu	2.177 KBtu/SqFt	\$1,287.31	\$0.694 /CCF	\$0.015 /SqFt
SEWER	5.00 CCF			\$289.86	\$57.972 /CCF	\$0.003 /SqFt
WATER	217.00 CCF			\$1,621.15	\$7.471 /CCF	\$0.018 /SqFt
<b>Totals:</b>		<b>316,047 KBtu</b>	<b>3.599 KBtu/SqFt</b>	<b>\$7,966.87</b>		

### Energy

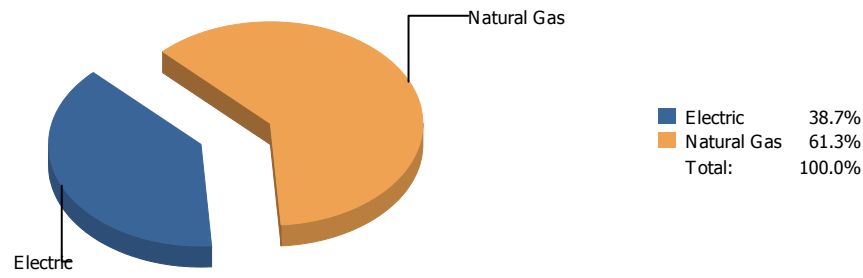


### Cost

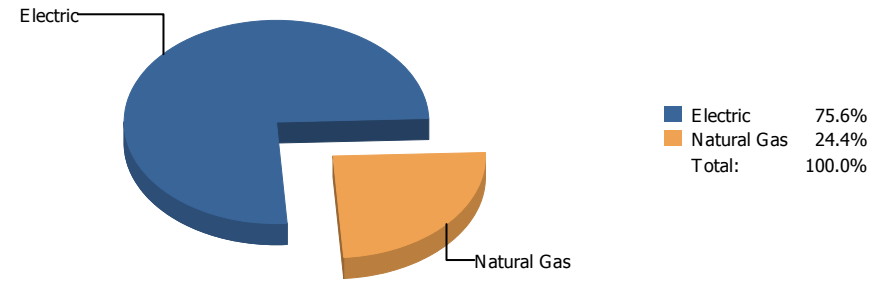


Commodity	Common Use	Energy Use	Energy Use / Area	Total Cost	Cost / Unit	Cost / Area
<b>Place: [POLK] POLK      159 [BUILDING]</b>						
<b>Area: 67,321 SqFt</b>						
<b>Billing Period: Dec 2018</b>						
ELECTRIC	40,360.00 kWh	137,708 KBtu	2.046 KBtu/SqFt	\$4,765.05	\$0.118 /kWh	\$0.071 /SqFt
NATURALGAS	4,184.00 CCF	430,952 KBtu	6.401 KBtu/SqFt	\$2,561.92	\$0.612 /CCF	\$0.038 /SqFt
SEWER	178.00 CCF			\$546.16	\$3.068 /CCF	\$0.008 /SqFt
WATER	156.00 CCF			\$551.28	\$3.534 /CCF	\$0.008 /SqFt
<b>Totals:</b>		<b>568,660 KBtu</b>	<b>8.447 KBtu/SqFt</b>	<b>\$8,424.41</b>		

**Energy**

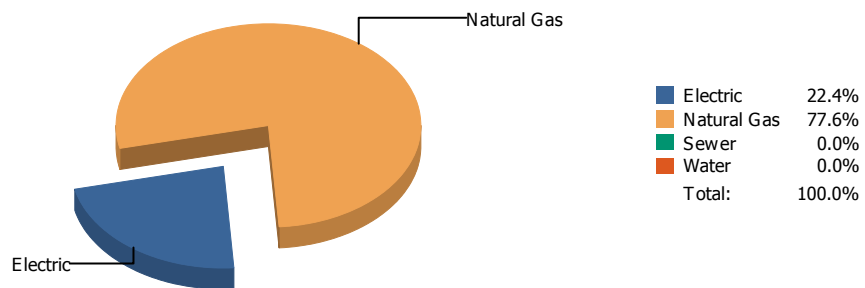


**Cost**

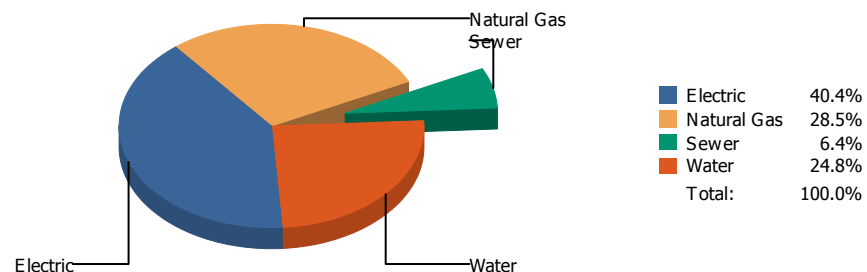


Commodity	Common Use	Energy Use	Energy Use / Area	Total Cost	Cost / Unit	Cost / Area
<b>Place: [POWELL_2] POWELL</b>		<b>175 [BUILDING]</b>				
<b>Area: 79,770 SqFt</b>						
<b>Billing Period: Dec 2018</b>						
ELECTRIC	40,680.00 kWh	138,800 KBtu	1.740 KBtu/SqFt	\$4,026.37	\$0.099 /kWh	\$0.050 /SqFt
NATURALGAS	2,132.00 CCF	219,596 KBtu	2.753 KBtu/SqFt	\$1,298.26	\$0.609 /CCF	\$0.016 /SqFt
<b>Totals:</b>		<b>358,396 KBtu</b>	<b>4.493 KBtu/SqFt</b>	<b>\$5,324.63</b>		

### Energy



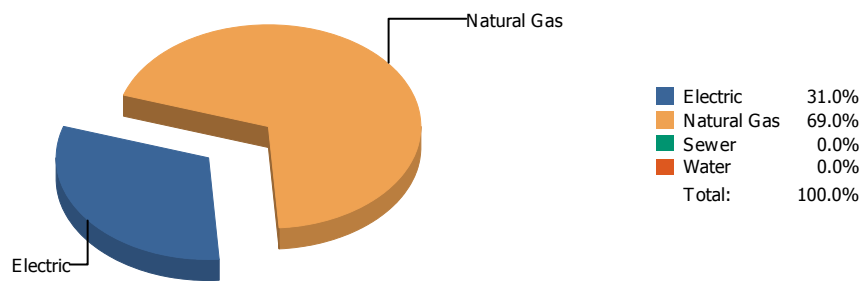
### Cost



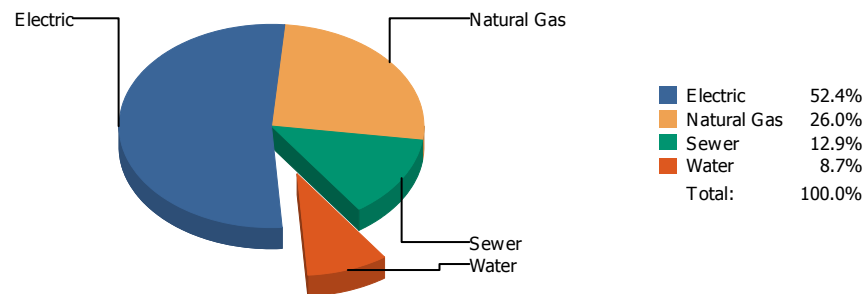
Commodity	Common Use	Energy Use	Energy Use / Area	Total Cost	Cost / Unit	Cost / Area
<b>Place: [PROFESSIONAL DEV] EPISD PROF DEVELOPMENT CENTER931 [BUILDING]</b>						
<b>Area: 18,400 SqFt</b>						
<b>Billing Period: Dec 2018</b>						
ELECTRIC	7,200.00 kWh	24,566 KBtu	1.335 KBtu/SqFt	\$840.81	\$0.117 /kWh	\$0.046 /SqFt
NATURALGAS	826.00 CCF	85,078 KBtu	4.624 KBtu/SqFt	\$592.80	\$0.718 /CCF	\$0.032 /SqFt
SEWER	31.00 CCF			\$133.34	\$4.301 /CCF	\$0.007 /SqFt
WATER	116.00 CCF			\$515.49	\$4.444 /CCF	\$0.028 /SqFt
<b>Totals:</b>		<b>109,644 KBtu</b>	<b>5.959 KBtu/SqFt</b>	<b>\$2,082.44</b>		



### Energy

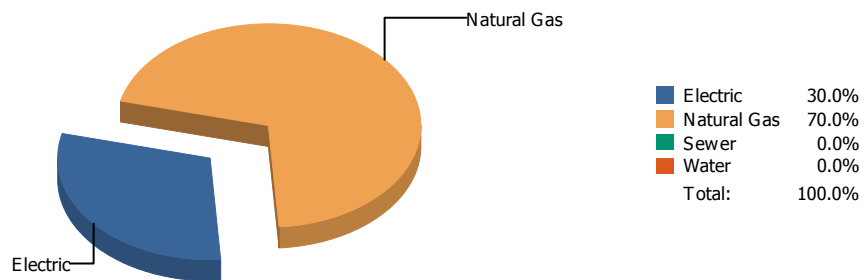


### Cost

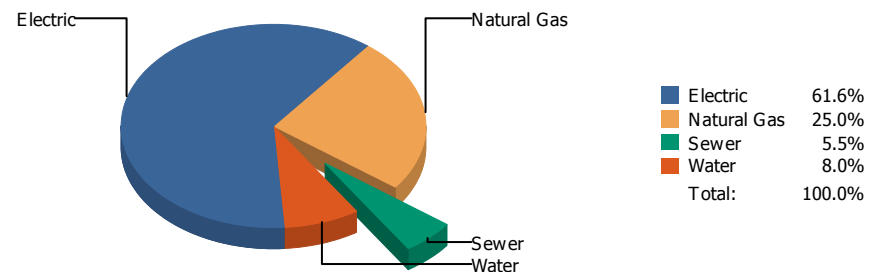


Commodity	Common Use	Energy Use	Energy Use / Area	Total Cost	Cost / Unit	Cost / Area
<b>Place: [PUTNAM] PUTNAM 135 [BUILDING]</b>						
<b>Area: 61,978 SqFt</b>						
<b>Billing Period: Dec 2018</b>						
ELECTRIC	31,223.00 kWh	106,533 KBtu	1.719 KBtu/SqFt	\$3,072.71	\$0.098 /kWh	\$0.049 /SqFt
NATURALGAS	2,299.00 CCF	236,797 KBtu	3.821 KBtu/SqFt	\$1,524.30	\$0.663 /CCF	\$0.025 /SqFt
SEWER	239.00 CCF			\$758.04	\$3.172 /CCF	\$0.012 /SqFt
WATER	176.00 CCF			\$511.44	\$2.906 /CCF	\$0.008 /SqFt
<b>Totals:</b>		<b>343,330 KBtu</b>	<b>5.540 KBtu/SqFt</b>	<b>\$5,866.49</b>		

### Energy

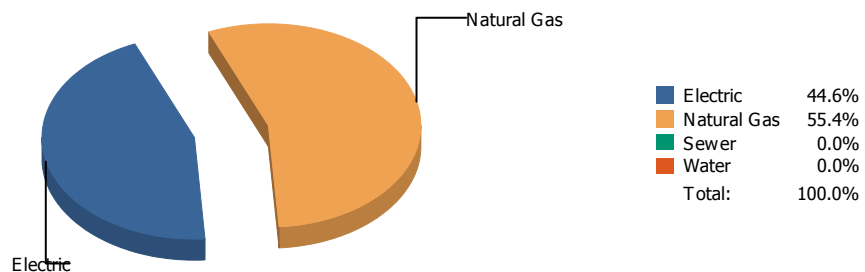


### Cost

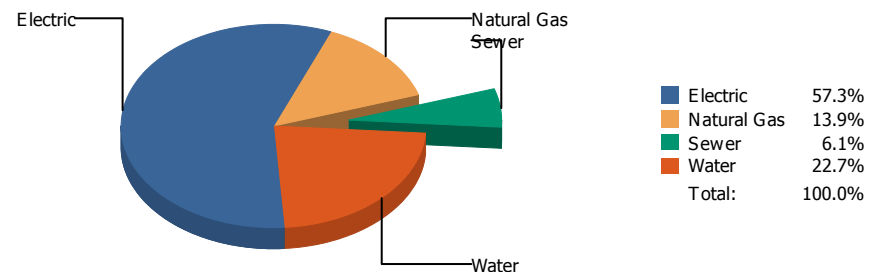


Commodity	Common Use	Energy Use	Energy Use / Area	Total Cost	Cost / Unit	Cost / Area
<b>Place: [RICHARDS] RICHARDSON [BUILDING]</b>						
<b>Area: 115,872 SqFt</b>						
<b>Billing Period: Dec 2018</b>						
ELECTRIC	65,400.00 kWh	223,145 KBtu	1.926 KBtu/SqFt	\$7,107.95	\$0.109 /kWh	\$0.061 /SqFt
NATURALGAS	5,059.00 CCF	521,077 KBtu	4.497 KBtu/SqFt	\$2,883.22	\$0.570 /CCF	\$0.025 /SqFt
SEWER	222.00 CCF			\$630.20	\$2.839 /CCF	\$0.005 /SqFt
WATER	147.00 CCF			\$926.49	\$6.303 /CCF	\$0.008 /SqFt
<b>Totals:</b>		<b>744,222 KBtu</b>	<b>6.423 KBtu/SqFt</b>	<b>\$11,547.86</b>		

### Energy

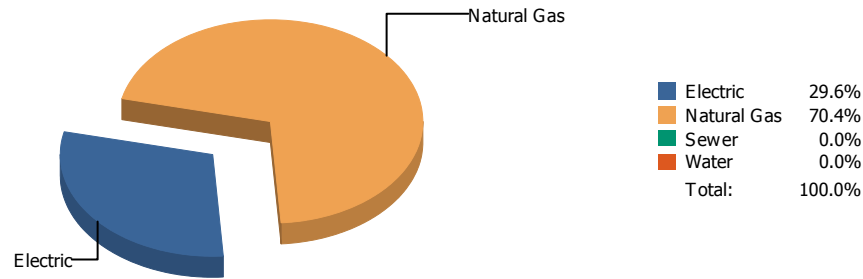


### Cost

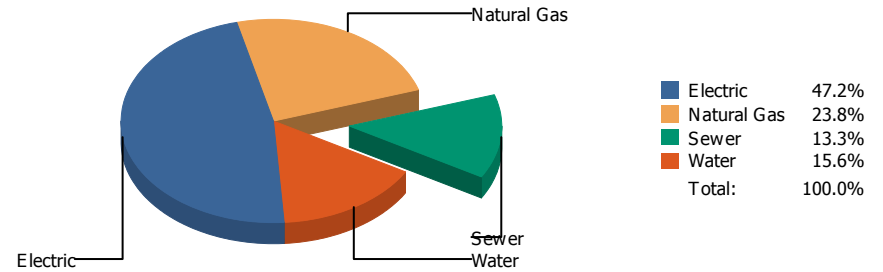


Commodity	Common Use	Energy Use	Energy Use / Area	Total Cost	Cost / Unit	Cost / Area
<b>Place: [RIVERA] RIVERA      156 [BUILDING]</b>						
<b>Area: 77,562 SqFt</b>						
<b>Billing Period: Dec 2018</b>						
ELECTRIC	44,430.00 kWh	151,595 KBtu	1.955 KBtu/SqFt	\$5,233.56	\$0.118 /kWh	\$0.067 /SqFt
NATURALGAS	1,826.00 CCF	188,078 KBtu	2.425 KBtu/SqFt	\$1,273.88	\$0.698 /CCF	\$0.016 /SqFt
SEWER	136.00 CCF			\$559.21	\$4.112 /CCF	\$0.007 /SqFt
WATER	393.00 CCF			\$2,074.10	\$5.278 /CCF	\$0.027 /SqFt
<b>Totals:</b>		<b>339,673 KBtu</b>	<b>4.379 KBtu/SqFt</b>	<b>\$9,140.75</b>		

**Energy**

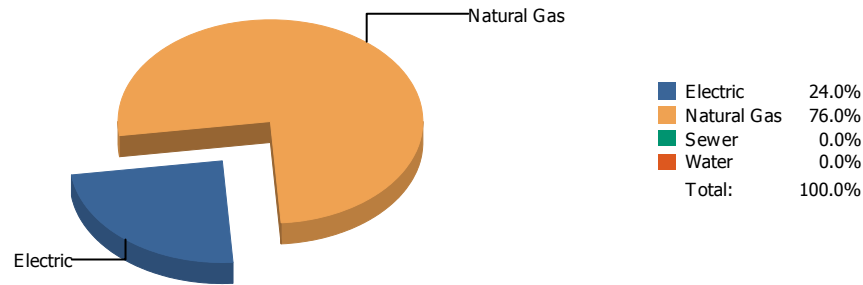


**Cost**

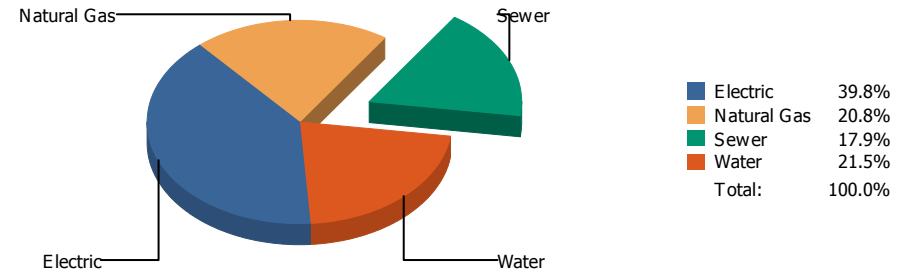


Commodity	Common Use	Energy Use	Energy Use / Area	Total Cost	Cost / Unit	Cost / Area
<b>Place: [ROBERTS] ROBERTS      136 [BUILDING]</b>						
<b>Area: 81,457 SqFt</b>						
<b>Billing Period: Dec 2018</b>						
ELECTRIC	44,180.00 kWh	150,742 KBtu	1.851 KBtu/SqFt	\$4,034.14	\$0.091 /kWh	\$0.049 /SqFt
NATURALGAS	3,479.00 CCF	358,337 KBtu	4.399 KBtu/SqFt	\$2,034.89	\$0.585 /CCF	\$0.025 /SqFt
SEWER	488.00 CCF			\$1,138.26	\$2.333 /CCF	\$0.014 /SqFt
WATER	493.00 CCF			\$1,335.05	\$2.708 /CCF	\$0.016 /SqFt
<b>Totals:</b>		<b>509,079 KBtu</b>	<b>6.250 KBtu/SqFt</b>	<b>\$8,542.34</b>		

**Energy**

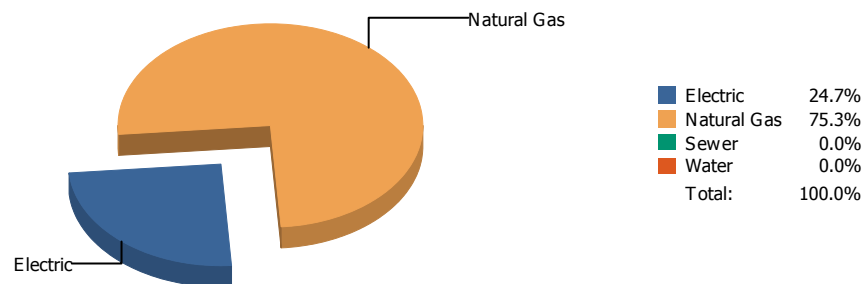


**Cost**

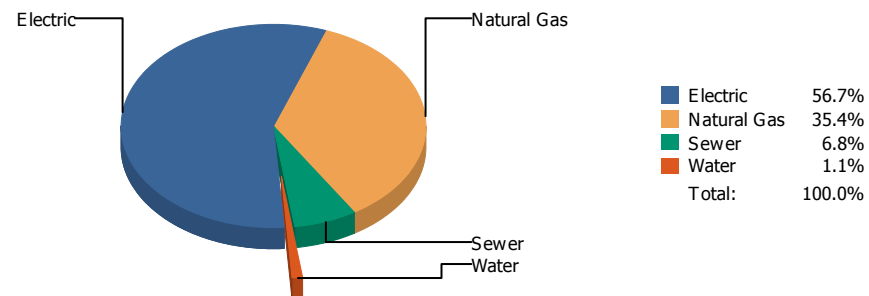


Commodity	Common Use	Energy Use	Energy Use / Area	Total Cost	Cost / Unit	Cost / Area
<b>Place: [ROSS] ROSS      042 [BUILDING]</b>						
<b>Area: 131,497 SqFt</b>						
<b>Billing Period: Dec 2018</b>						
ELECTRIC	39,654.00 kWh	135,299 KBtu	1.029 KBtu/SqFt	\$4,612.71	\$0.116 /kWh	\$0.035 /SqFt
NATURALGAS	4,165.00 CCF	428,995 KBtu	3.262 KBtu/SqFt	\$2,407.78	\$0.578 /CCF	\$0.018 /SqFt
SEWER	979.00 CCF			\$2,076.07	\$2.121 /CCF	\$0.016 /SqFt
WATER	1,061.00 CCF			\$2,497.03	\$2.353 /CCF	\$0.019 /SqFt
<b>Totals:</b>		<b>564,294 KBtu</b>	<b>4.291 KBtu/SqFt</b>	<b>\$11,593.59</b>		

### Energy

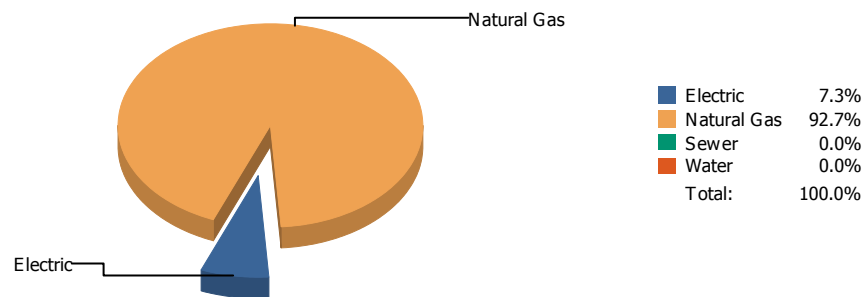


### Cost

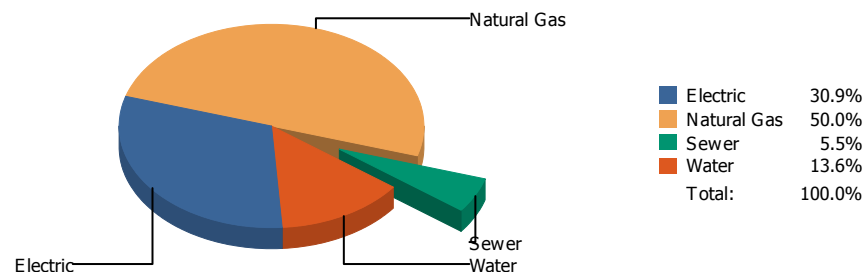


Commodity	Common Use	Energy Use	Energy Use / Area	Total Cost	Cost / Unit	Cost / Area
<b>Place: [RUSK] RUSK      138 [BUILDING]</b>						
<b>Area: 67,240 SqFt</b>						
<b>Billing Period: Dec 2018</b>						
ELECTRIC	23,430.00 kWh	79,943 KBtu	1.189 KBtu/SqFt	\$2,499.65	\$0.107 /kWh	\$0.037 /SqFt
NATURALGAS	2,361.00 CCF	243,183 KBtu	3.617 KBtu/SqFt	\$1,559.52	\$0.661 /CCF	\$0.023 /SqFt
SEWER	58.00 CCF			\$297.32	\$5.126 /CCF	\$0.004 /SqFt
WATER	1.00 CCF			\$48.25	\$48.250 /CCF	\$0.001 /SqFt
<b>Totals:</b>		<b>323,126 KBtu</b>	<b>4.806 KBtu/SqFt</b>	<b>\$4,404.74</b>		

### Energy

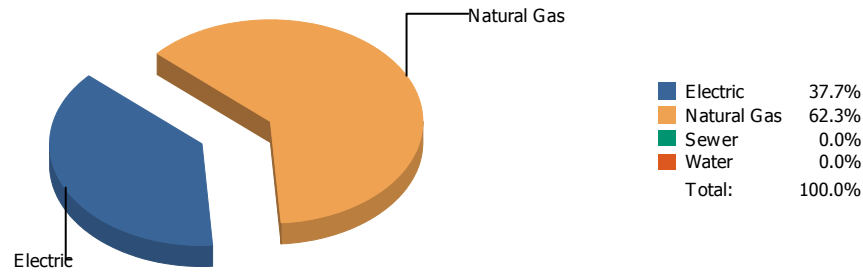


### Cost

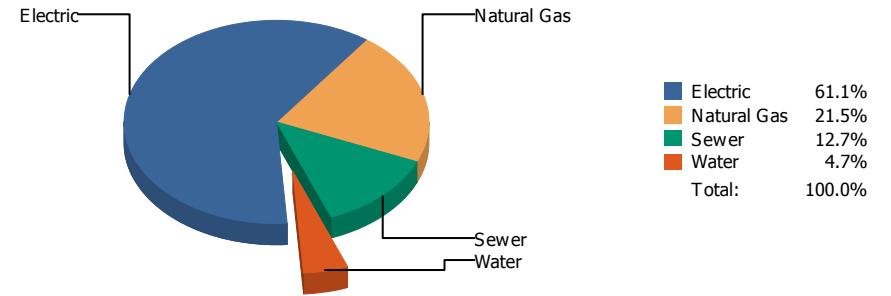


Commodity	Common Use	Energy Use	Energy Use / Area	Total Cost	Cost / Unit	Cost / Area
<b>Place: [SAN JAC] SAN JACINTO 139 [BUILDING]</b>						
<b>Area: 29,589 SqFt</b>						
<b>Billing Period: Dec 2018</b>						
ELECTRIC	4,100.00 kWh	13,989 KBtu	0.473 KBtu/SqFt	\$663.89	\$0.162 /kWh	\$0.022 /SqFt
NATURALGAS	1,713.00 CCF	176,439 KBtu	5.963 KBtu/SqFt	\$1,075.05	\$0.628 /CCF	\$0.036 /SqFt
SEWER	13.00 CCF			\$118.10	\$9.085 /CCF	\$0.004 /SqFt
WATER	86.00 CCF			\$292.91	\$3.406 /CCF	\$0.010 /SqFt
<b>Totals:</b>		<b>190,428 KBtu</b>	<b>6.436 KBtu/SqFt</b>	<b>\$2,149.95</b>		

**Energy**



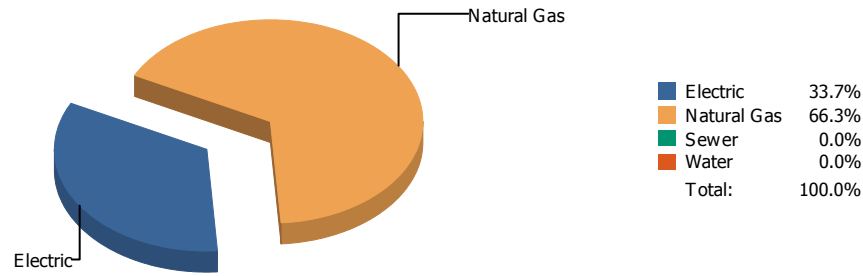
**Cost**



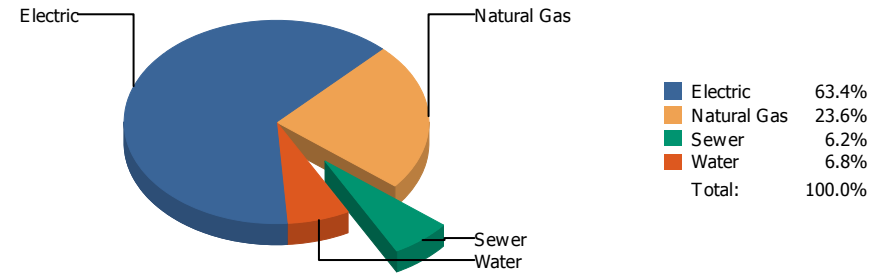
Commodity	Common Use	Energy Use	Energy Use / Area	Total Cost	Cost / Unit	Cost / Area
<b>Place: [SCHUSTER] SCHUSTER 140 [BUILDING]</b>						
<b>Area: 34,371 SqFt</b>						
<b>Billing Period: Dec 2018</b>						
ELECTRIC	22,412.00 kWh	76,470 KBtu	2.225 KBtu/SqFt	\$2,297.04	\$0.102 /kWh	\$0.067 /SqFt
NATURALGAS	1,226.00 CCF	126,278 KBtu	3.674 KBtu/SqFt	\$807.66	\$0.659 /CCF	\$0.023 /SqFt
SEWER	202.00 CCF			\$479.09	\$2.372 /CCF	\$0.014 /SqFt
WATER	32.00 CCF			\$176.81	\$5.525 /CCF	\$0.005 /SqFt
<b>Totals:</b>		<b>202,748 KBtu</b>	<b>5.899 KBtu/SqFt</b>	<b>\$3,760.60</b>		



### Energy

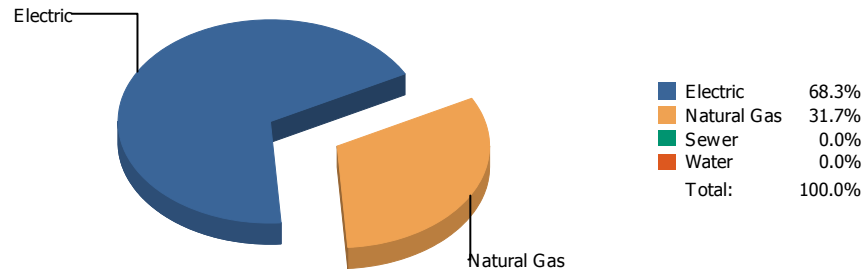


### Cost

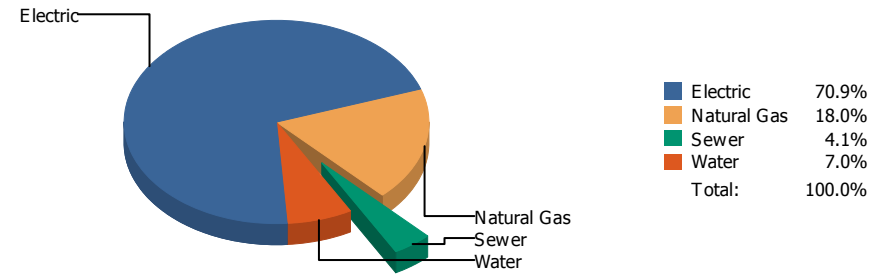


Commodity	Common Use	Energy Use	Energy Use / Area	Total Cost	Cost / Unit	Cost / Area
<b>Place: [STANTON] STANTON 141 [BUILDING]</b>						
<b>Area: 75,957 SqFt</b>						
<b>Billing Period: Dec 2018</b>						
ELECTRIC	23,720.00 kWh	80,933 KBtu	1.066 KBtu/SqFt	\$3,010.06	\$0.127 /kWh	\$0.040 /SqFt
NATURALGAS	1,547.00 CCF	159,341 KBtu	2.098 KBtu/SqFt	\$1,119.74	\$0.724 /CCF	\$0.015 /SqFt
SEWER	66.00 CCF			\$293.46	\$4.446 /CCF	\$0.004 /SqFt
WATER	66.00 CCF			\$322.17	\$4.881 /CCF	\$0.004 /SqFt
<b>Totals:</b>		<b>240,274 KBtu</b>	<b>3.163 KBtu/SqFt</b>	<b>\$4,745.43</b>		

**Energy**

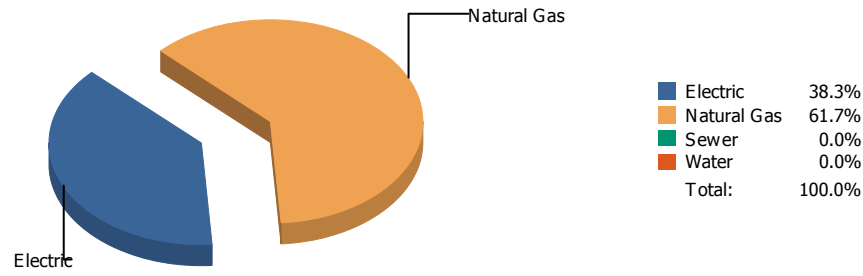


**Cost**

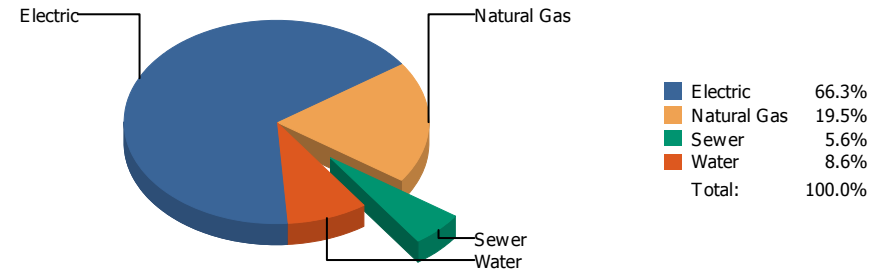


Commodity	Common Use	Energy Use	Energy Use / Area	Total Cost	Cost / Unit	Cost / Area
<b>Place: [SUNSET HIGH_1] SUNSET HIGH SCHOOL [BUILDING]</b>						
<b>Area: 33,263 SqFt</b>						
<b>Billing Period: Dec 2018</b>						
ELECTRIC	26,800.00 kWh	91,442 KBtu	2.749 KBtu/SqFt	\$2,367.36	\$0.088 /kWh	\$0.071 /SqFt
NATURALGAS	412.00 CCF	42,436 KBtu	1.276 KBtu/SqFt	\$600.81	\$1.458 /CCF	\$0.018 /SqFt
SEWER	23.00 CCF			\$137.20	\$5.965 /CCF	\$0.004 /SqFt
WATER	58.00 CCF			\$232.71	\$4.012 /CCF	\$0.007 /SqFt
<b>Totals:</b>		<b>133,878 KBtu</b>	<b>4.025 KBtu/SqFt</b>	<b>\$3,338.08</b>		

**Energy**

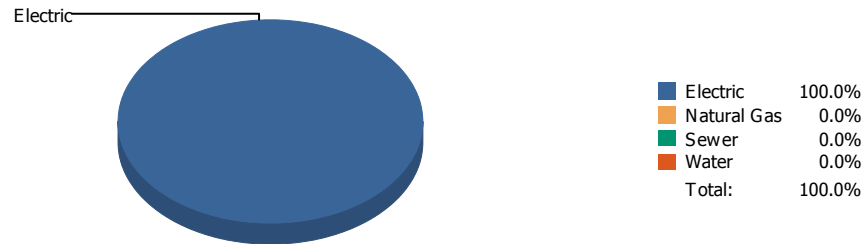


**Cost**

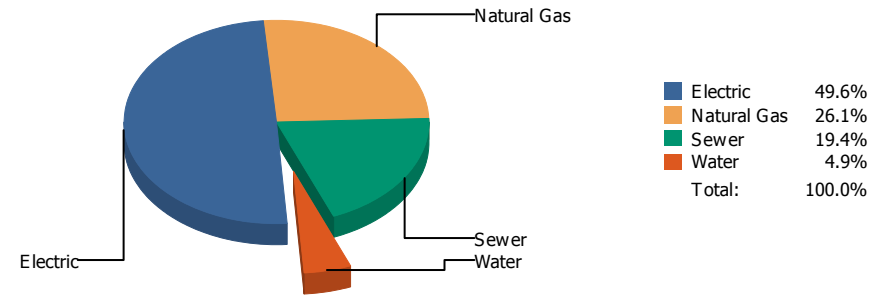


Commodity	Common Use	Energy Use	Energy Use / Area	Total Cost	Cost / Unit	Cost / Area
<b>Place: [TELLES] R. TELLES ACADEMY 027 [BUILDING]</b>						
<b>Area: 38,000 SqFt</b>						
<b>Billing Period: Dec 2018</b>						
ELECTRIC	29,200.00 kWh	99,630 KBtu	2.622 KBtu/SqFt	\$3,367.48	\$0.115 /kWh	\$0.089 /SqFt
NATURALGAS	1,558.00 CCF	160,474 KBtu	4.223 KBtu/SqFt	\$990.70	\$0.636 /CCF	\$0.026 /SqFt
SEWER	42.00 CCF			\$286.40	\$6.819 /CCF	\$0.008 /SqFt
WATER	88.00 CCF			\$437.77	\$4.975 /CCF	\$0.011 /SqFt
<b>Totals:</b>		<b>260,104 KBtu</b>	<b>6.845 KBtu/SqFt</b>	<b>\$5,082.35</b>		

### Energy

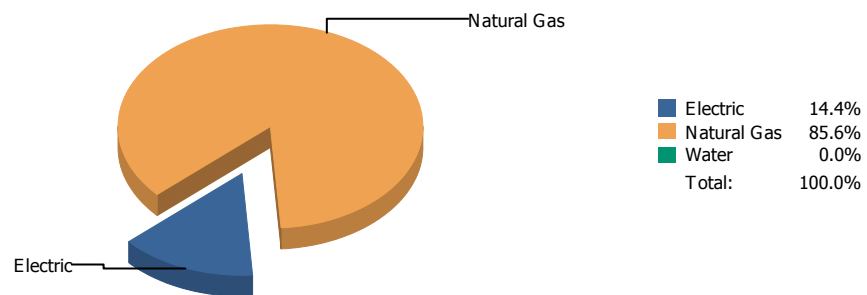


### Cost

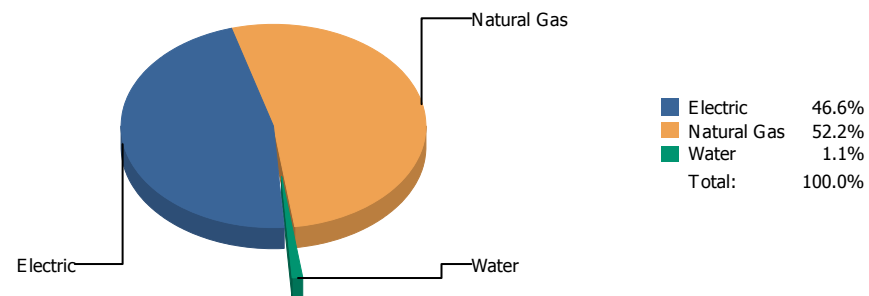


Commodity	Common Use	Energy Use	Energy Use / Area	Total Cost	Cost / Unit	Cost / Area
<b>Place: [TENNISCENTER_2] TENNIS CENTER 000 [BUILDING]</b>						
<b>Area: 3,867 SqFt</b>						
<b>Billing Period: Dec 2018</b>						
ELECTRIC	208.00 kWh	710 KBtu	0.184 KBtu/SqFt	\$253.26	\$1.218 /kWh	\$0.065 /SqFt
NATURALGAS	0.00 CCF	0 KBtu	0.000 KBtu/SqFt	\$133.05	\$0.000 /CCF	\$0.034 /SqFt
SEWER	3.00 CCF			\$99.00	\$33.000 /CCF	\$0.026 /SqFt
WATER	0.00 CCF			\$25.20	\$0.000 /CCF	\$0.007 /SqFt
<b>Totals:</b>		<b>710 KBtu</b>	<b>0.184 KBtu/SqFt</b>	<b>\$510.51</b>		

### Energy

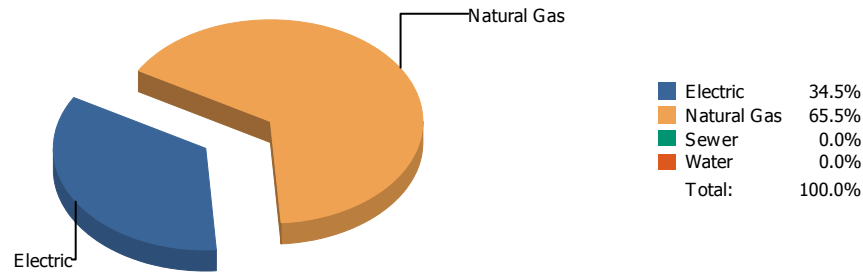


### Cost

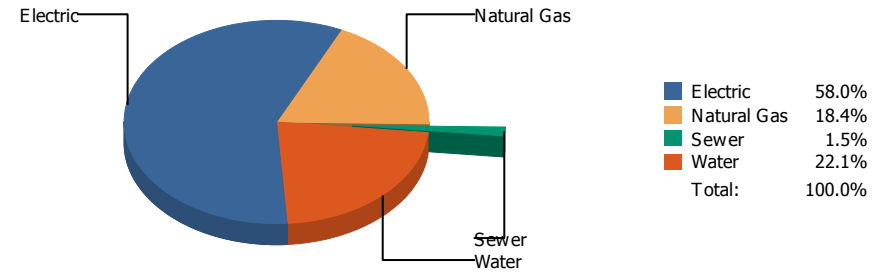


Commodity	Common Use	Energy Use	Energy Use / Area	Total Cost	Cost / Unit	Cost / Area
<b>Place: [TERRACE] TERRACE HILLS 048 [BUILDING]</b>						
<b>Area: 138,021 SqFt</b>						
<b>Billing Period: Dec 2018</b>						
ELECTRIC	20,550.00 kWh	70,117 KBtu	0.508 KBtu/SqFt	\$2,212.16	\$0.108 /kWh	\$0.016 /SqFt
NATURALGAS	4,042.00 CCF	416,326 KBtu	3.016 KBtu/SqFt	\$2,476.18	\$0.613 /CCF	\$0.018 /SqFt
WATER	0.00 CCF			\$54.48	\$0.000 /CCF	\$0.000 /SqFt
<b>Totals:</b>		<b>486,443 KBtu</b>	<b>3.524 KBtu/SqFt</b>	<b>\$4,742.82</b>		

**Energy**

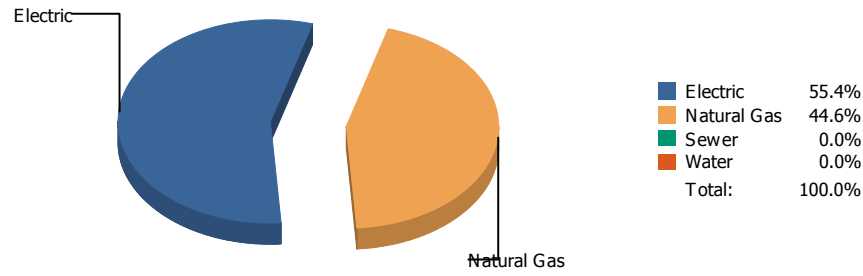


**Cost**

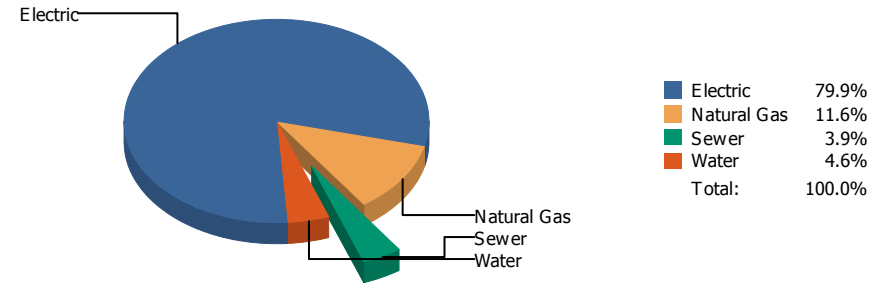


Commodity	Common Use	Energy Use	Energy Use / Area	Total Cost	Cost / Unit	Cost / Area
<b>Place: [TIPPENELEMENTARY] TIPPIN ELEMENTARY 168 [BUILDING]</b>						
<b>Area: 88,360 SqFt</b>						
<b>Billing Period: Dec 2018</b>						
ELECTRIC	69,480.00 kWh	237,066 KBtu	2.683 KBtu/SqFt	\$7,966.62	\$0.115 /kWh	\$0.090 /SqFt
NATURALGAS	4,372.00 CCF	450,316 KBtu	5.096 KBtu/SqFt	\$2,520.08	\$0.576 /CCF	\$0.029 /SqFt
SEWER	0.00 CCF			\$206.18	\$0.000 /CCF	\$0.002 /SqFt
WATER	468.00 CCF			\$3,032.29	\$6.479 /CCF	\$0.034 /SqFt
<b>Totals:</b>		<b>687,382 KBtu</b>	<b>7.779 KBtu/SqFt</b>	<b>\$13,725.17</b>		

**Energy**

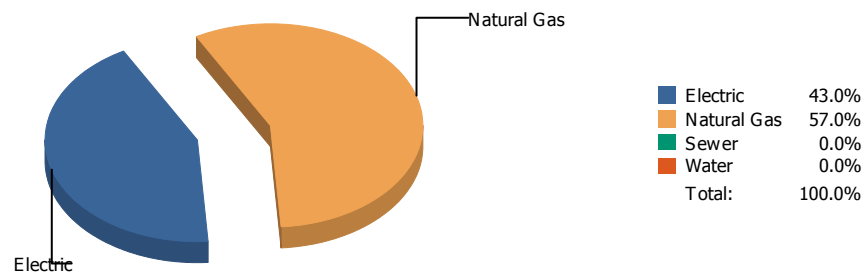


**Cost**

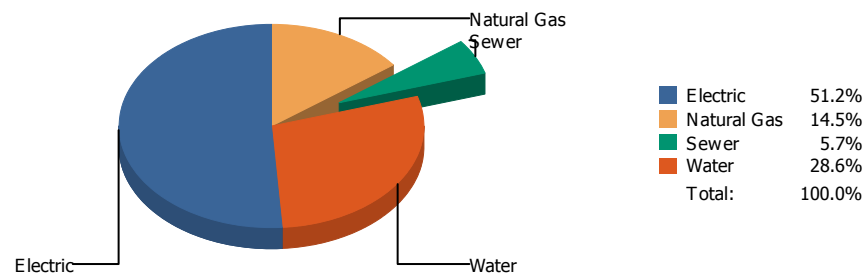


Commodity	Common Use	Energy Use	Energy Use / Area	Total Cost	Cost / Unit	Cost / Area
<b>Place: [TOMLEA_2] TOM LEA 178 [BUILDING]</b>						
<b>Area: 88,828 SqFt</b>						
<b>Billing Period: Dec 2018</b>						
ELECTRIC	72,640.00 kWh	247,848 KBtu	2.790 KBtu/SqFt	\$8,181.16	\$0.113 /kWh	\$0.092 /SqFt
NATURALGAS	1,935.00 CCF	199,305 KBtu	2.244 KBtu/SqFt	\$1,191.58	\$0.616 /CCF	\$0.013 /SqFt
SEWER	102.00 CCF			\$401.00	\$3.931 /CCF	\$0.005 /SqFt
WATER	91.00 CCF			\$467.27	\$5.135 /CCF	\$0.005 /SqFt
<b>Totals:</b>		<b>447,153 KBtu</b>	<b>5.034 KBtu/SqFt</b>	<b>\$10,241.01</b>		

**Energy**



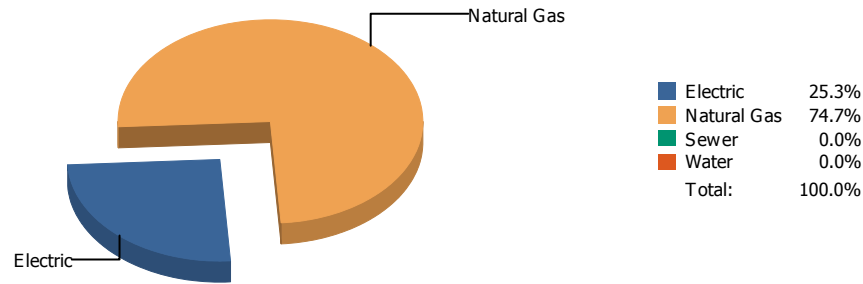
**Cost**



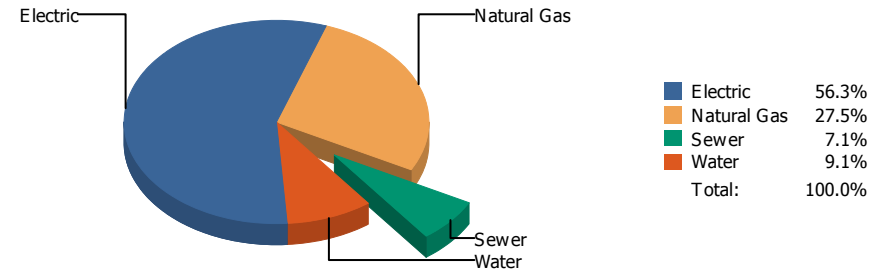
Commodity	Common Use	Energy Use	Energy Use / Area	Total Cost	Cost / Unit	Cost / Area
<b>Place: [TRAVIS] TRAVIS      143 [BUILDING]</b>						
<b>Area: 78,925 SqFt</b>						
<b>Billing Period: Dec 2018</b>						
ELECTRIC	27,000.00 kWh	92,124 KBtu	1.167 KBtu/SqFt	\$2,770.11	\$0.103 /kWh	\$0.035 /SqFt
NATURALGAS	1,186.00 CCF	122,158 KBtu	1.548 KBtu/SqFt	\$786.02	\$0.663 /CCF	\$0.010 /SqFt
SEWER	73.00 CCF			\$306.83	\$4.203 /CCF	\$0.004 /SqFt
WATER	268.00 CCF			\$1,549.98	\$5.784 /CCF	\$0.020 /SqFt
<b>Totals:</b>		<b>214,282 KBtu</b>	<b>2.715 KBtu/SqFt</b>	<b>\$5,412.94</b>		



**Energy**

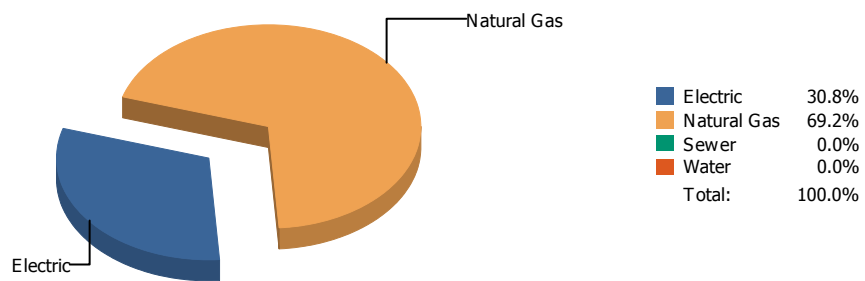


**Cost**

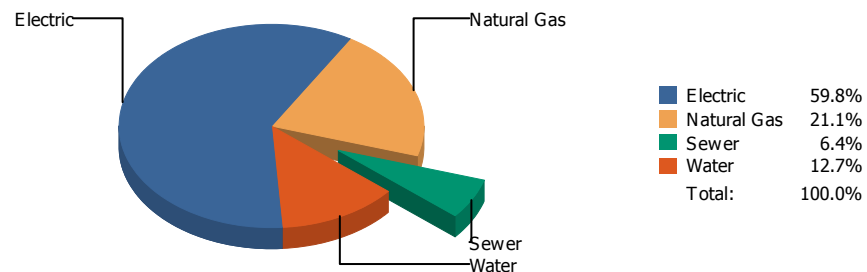


Commodity	Common Use	Energy Use	Energy Use / Area	Total Cost	Cost / Unit	Cost / Area
<b>Place: [VILAS] VILAS      144 [BUILDING]</b>						
<b>Area: 66,992 SqFt</b>						
<b>Billing Period: Dec 2018</b>						
ELECTRIC	28,849.00 kWh	98,433 KBtu	1.469 KBtu/SqFt	\$3,993.59	\$0.138 /kWh	\$0.060 /SqFt
NATURALGAS	2,816.00 CCF	290,048 KBtu	4.330 KBtu/SqFt	\$1,954.82	\$0.694 /CCF	\$0.029 /SqFt
SEWER	70.00 CCF			\$506.78	\$7.240 /CCF	\$0.007 /SqFt
WATER	98.00 CCF			\$642.74	\$6.559 /CCF	\$0.009 /SqFt
<b>Totals:</b>		<b>388,481 KBtu</b>	<b>5.799 KBtu/SqFt</b>	<b>\$7,097.93</b>		

### Energy

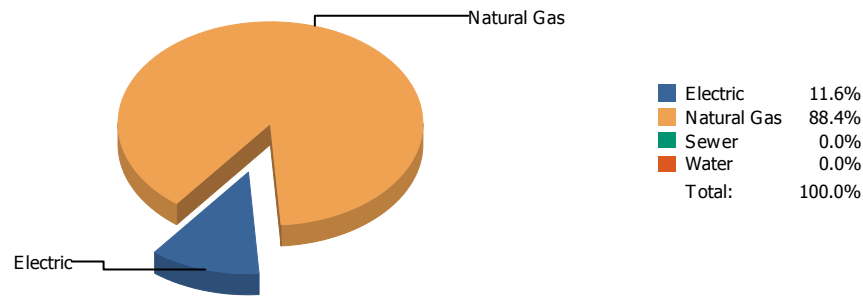


### Cost

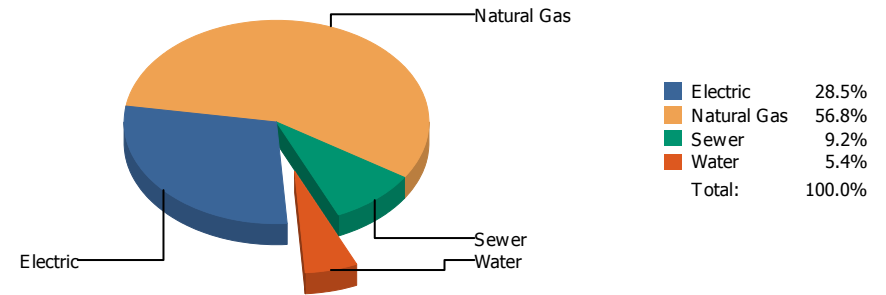


Commodity	Common Use	Energy Use	Energy Use / Area	Total Cost	Cost / Unit	Cost / Area
<b>Place: [W HILLS] WESTERN HILLS 146 [BUILDING]</b>						
<b>Area: 77,753 SqFt</b>						
<b>Billing Period: Dec 2018</b>						
ELECTRIC	31,680.00 kWh	108,092 KBtu	1.390 KBtu/SqFt	\$4,050.75	\$0.128 /kWh	\$0.052 /SqFt
NATURALGAS	2,360.00 CCF	243,080 KBtu	3.126 KBtu/SqFt	\$1,426.63	\$0.605 /CCF	\$0.018 /SqFt
SEWER	61.00 CCF			\$434.07	\$7.116 /CCF	\$0.006 /SqFt
WATER	277.00 CCF			\$859.64	\$3.103 /CCF	\$0.011 /SqFt
<b>Totals:</b>		<b>351,172 KBtu</b>	<b>4.517 KBtu/SqFt</b>	<b>\$6,771.09</b>		

### Energy



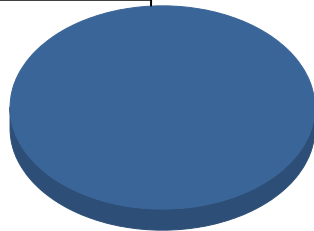
### Cost



Commodity	Common Use	Energy Use	Energy Use / Area	Total Cost	Cost / Unit	Cost / Area
<b>Place: [WAINWRIG] WAINWRIGHT 145 [BUILDING]</b>						
<b>Area: 38,227 SqFt</b>						
<b>Billing Period: Dec 2018</b>						
ELECTRIC	10,703.00 kWh	36,519 KBtu	0.955 KBtu/SqFt	\$882.66	\$0.082 /kWh	\$0.023 /SqFt
NATURALGAS	2,715.00 CCF	279,645 KBtu	7.315 KBtu/SqFt	\$1,757.77	\$0.647 /CCF	\$0.046 /SqFt
SEWER	51.00 CCF			\$283.95	\$5.568 /CCF	\$0.007 /SqFt
WATER	17.00 CCF			\$167.61	\$9.859 /CCF	\$0.004 /SqFt
<b>Totals:</b>		<b>316,164 KBtu</b>	<b>8.271 KBtu/SqFt</b>	<b>\$3,091.99</b>		

**Energy**

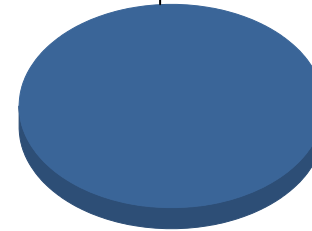
Electric



■ Electric 100.0%  
Total: 100.0%

**Cost**

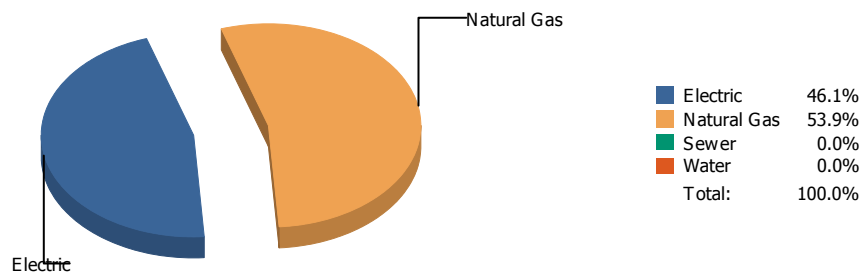
Electric



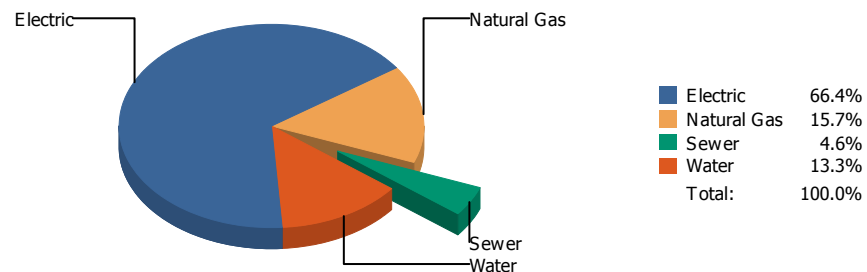
■ Electric 100.0%  
Total: 100.0%

Commodity	Common Use	Energy Use	Energy Use / Area	Total Cost	Cost / Unit	Cost / Area
<b>Place: [WESTSIDE] WESTSIDE TRANSPORTATION 951 [BUILDING]</b>						
<b>Area: 4,040 SqFt</b>						
<b>Billing Period: Dec 2018</b>						
ELECTRIC	2,702.00 kWh	9,219 KBtu	2.282 KBtu/SqFt	\$309.85	\$0.115 /kWh	\$0.077 /SqFt
<b>Totals:</b>		<b>9,219 KBtu</b>	<b>2.282 KBtu/SqFt</b>	<b>\$309.85</b>		

### Energy

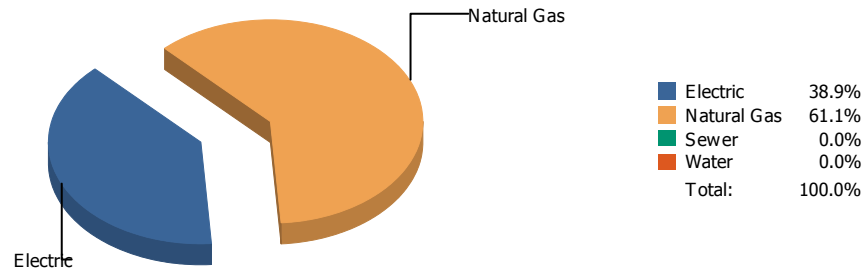


### Cost

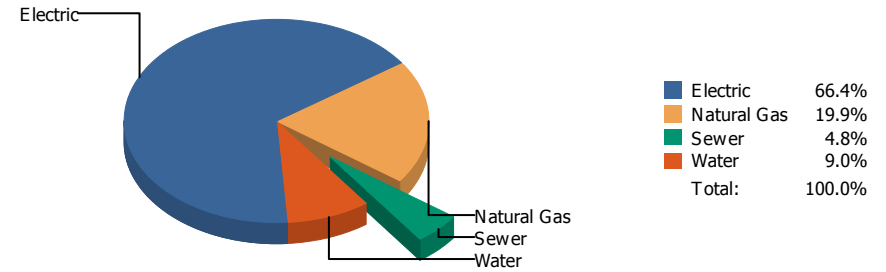


Commodity	Common Use	Energy Use	Energy Use / Area	Total Cost	Cost / Unit	Cost / Area
<b>Place: [WHITAKER] WHITAKER 153 [BUILDING]</b>						
<b>Area: 89,458 SqFt</b>						
<b>Billing Period: Dec 2018</b>						
ELECTRIC	69,240.00 kWh	236,247 KBtu	2.641 KBtu/SqFt	\$6,765.72	\$0.098 /kWh	\$0.076 /SqFt
NATURALGAS	2,686.00 CCF	276,658 KBtu	3.093 KBtu/SqFt	\$1,598.24	\$0.595 /CCF	\$0.018 /SqFt
SEWER	91.00 CCF			\$473.26	\$5.201 /CCF	\$0.005 /SqFt
WATER	335.00 CCF			\$1,356.55	\$4.049 /CCF	\$0.015 /SqFt
<b>Totals:</b>		<b>512,905 KBtu</b>	<b>5.733 KBtu/SqFt</b>	<b>\$10,193.77</b>		

**Energy**

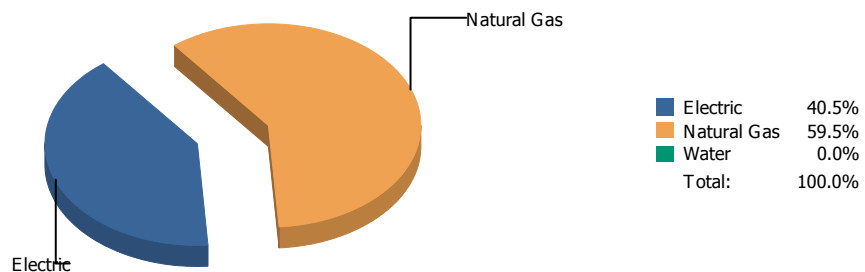


**Cost**

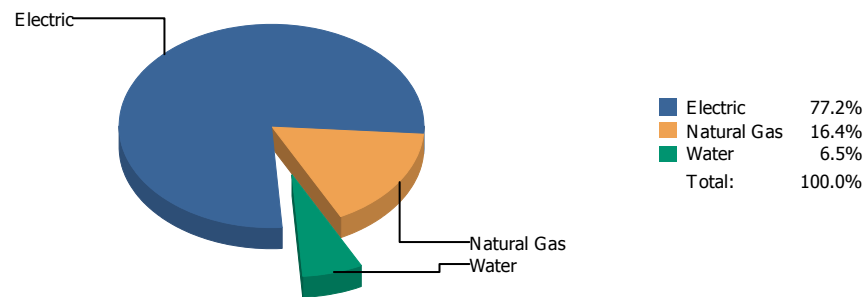


Commodity	Common Use	Energy Use	Energy Use / Area	Total Cost	Cost / Unit	Cost / Area
<b>Place: [WHITE] ZACH WHITE ELEMENTARY NEW-1997 [BUILDING]</b>						
<b>Area: 92,458 SqFt</b>						
<b>Billing Period: Dec 2018</b>						
ELECTRIC	50,400.00 kWh	171,965 KBtu	1.860 KBtu/SqFt	\$5,695.74	\$0.113 /kWh	\$0.062 /SqFt
NATURALGAS	2,622.00 CCF	270,066 KBtu	2.921 KBtu/SqFt	\$1,707.12	\$0.651 /CCF	\$0.018 /SqFt
SEWER	116.00 CCF			\$408.10	\$3.518 /CCF	\$0.004 /SqFt
WATER	159.00 CCF			\$772.17	\$4.856 /CCF	\$0.008 /SqFt
<b>Totals:</b>		<b>442,031 KBtu</b>	<b>4.781 KBtu/SqFt</b>	<b>\$8,583.13</b>		

### Energy

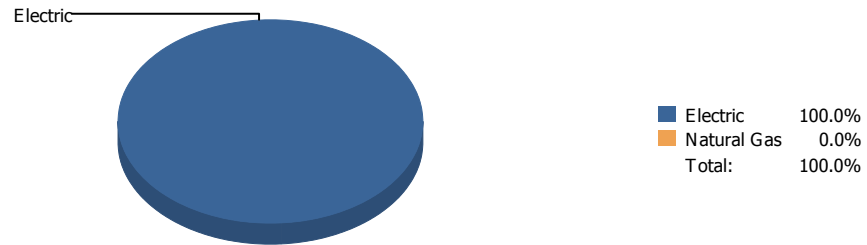


### Cost

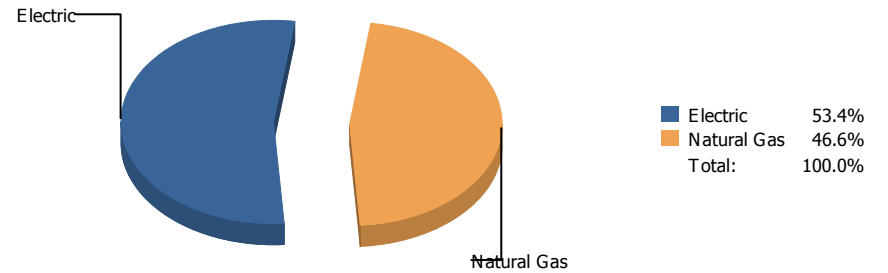


Commodity	Common Use	Energy Use	Energy Use / Area	Total Cost	Cost / Unit	Cost / Area
<b>Place: [WIGGS] WIGGS      052 [BUILDING]</b>						
<b>Area: 110,689 SqFt</b>						
<b>Billing Period: Dec 2018</b>						
ELECTRIC	44,400.00 kWh	151,493 KBtu	1.369 KBtu/SqFt	\$6,192.60	\$0.139 /kWh	\$0.056 /SqFt
NATURALGAS	2,161.00 CCF	222,583 KBtu	2.011 KBtu/SqFt	\$1,313.96	\$0.608 /CCF	\$0.012 /SqFt
WATER	69.00 CCF			\$519.73	\$7.532 /CCF	\$0.005 /SqFt
<b>Totals:</b>		<b>374,076 KBtu</b>	<b>3.380 KBtu/SqFt</b>	<b>\$8,026.29</b>		

**Energy**



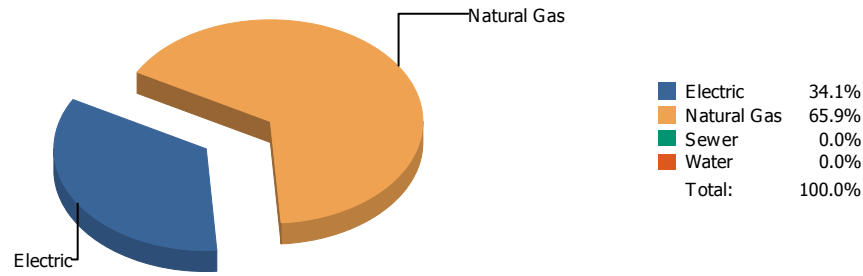
**Cost**



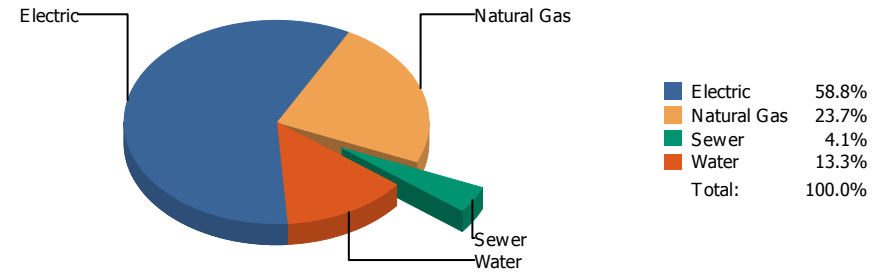
Commodity	Common Use	Energy Use	Energy Use / Area	Total Cost	Cost / Unit	Cost / Area
<b>Place: [ZANEGREYWAREHOUSE] ZANE GREY WAREHOUSE [BUILDING]</b>						
<b>Area: 0 SqFt</b>						
<b>Billing Period: Dec 2018</b>						
ELECTRIC	445.00 kWh	1,518 KBtu		\$60.22	\$0.135 /kWh	
NATURALGAS	0.00 CCF	0 KBtu		\$52.47	\$0.000 /CCF	
<b>Totals:</b>		<b>1,518 KBtu</b>		<b>\$112.69</b>		



**Energy**

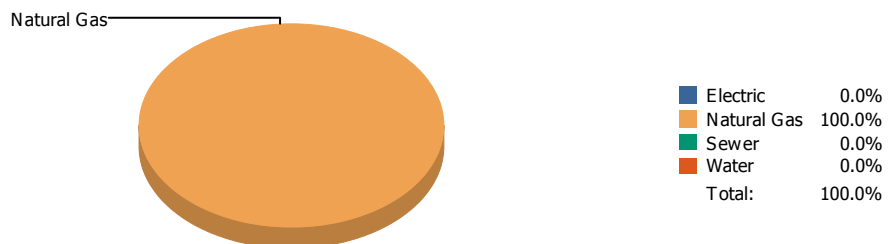


**Cost**

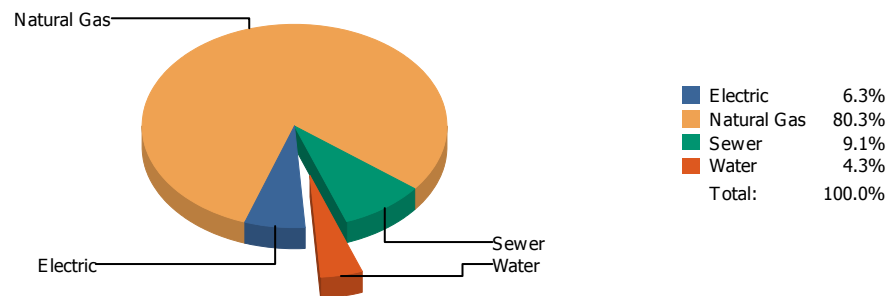


Commodity	Common Use	Energy Use	Energy Use / Area	Total Cost	Cost / Unit	Cost / Area
<b>Place: [ZAVALA] ZAVALA      148 [BUILDING]</b>						
<b>Area: 53,356 SqFt</b>						
<b>Billing Period: Dec 2018</b>						
ELECTRIC	24,750.00 kWh	84,447 KBtu	1.583 KBtu/SqFt	\$2,495.85	\$0.101 /kWh	\$0.047 /SqFt
NATURALGAS	1,584.00 CCF	163,152 KBtu	3.058 KBtu/SqFt	\$1,004.83	\$0.634 /CCF	\$0.019 /SqFt
SEWER	43.00 CCF			\$175.40	\$4.079 /CCF	\$0.003 /SqFt
WATER	73.00 CCF			\$565.31	\$7.744 /CCF	\$0.011 /SqFt
<b>Totals:</b>		<b>247,599 KBtu</b>	<b>4.641 KBtu/SqFt</b>	<b>\$4,241.39</b>		

### Energy

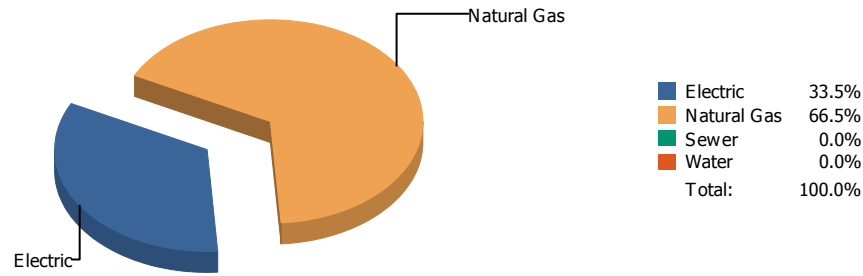


### Cost

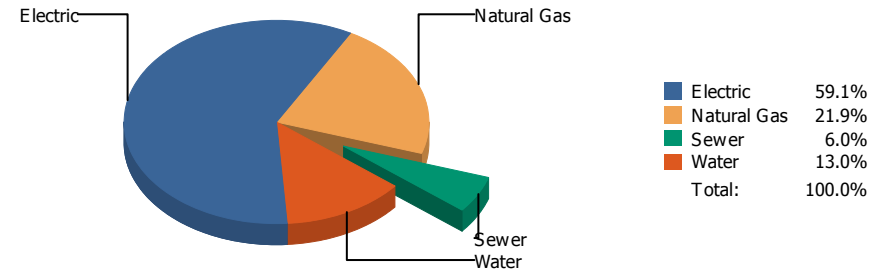


Commodity	Common Use	Energy Use	Energy Use / Area	Total Cost	Cost / Unit	Cost / Area
<b>Place: [ZUNI] ZUNI COTTAGES 952 [BUILDING]</b>						
<b>Area: 3,505 SqFt</b>						
<b>Billing Period: Dec 2018</b>						
ELECTRIC	0.00 kWh	0 KBtu	0.000 KBtu/SqFt	\$20.79	\$0.000 /kWh	\$0.006 /SqFt
NATURALGAS	1.00 CCF	103 KBtu	0.029 KBtu/SqFt	\$266.66	\$266.660 /CCF	\$0.076 /SqFt
SEWER	0.00 CCF			\$30.28	\$0.000 /CCF	\$0.009 /SqFt
WATER	0.00 CCF			\$14.32	\$0.000 /CCF	\$0.004 /SqFt
<b>Totals:</b>		<b>103 KBtu</b>	<b>0.029 KBtu/SqFt</b>	<b>\$332.05</b>		

**Energy**



**Cost**



Commodity	Common Use	Energy Use	Energy Use / Area	Total Cost	Cost / Unit	Cost / Area
<b>Place Summary Report</b>						
<b>Area: 10,738,664 SqFt</b>						
<b>Billing Period: Dec 2018</b>						
ELECTRIC	5,223,536.00 kWh	17,822,705 KBtu	1.660 KBtu/SqFt	\$569,302.05	\$0.109 /kWh	\$0.053 /SqFt
NATURALGAS	343,606.00 CCF	35,391,418 KBtu	3.296 KBtu/SqFt	\$210,418.67	\$0.612 /CCF	\$0.020 /SqFt
SEWER	16,518.00 CCF			\$57,320.35	\$3.470 /CCF	\$0.005 /SqFt
WATER	29,780.00 CCF			\$125,522.00	\$4.215 /CCF	\$0.012 /SqFt
<b>Totals:</b>		<b>53,214,123 KBtu</b>	<b>4.955 KBtu/SqFt</b>	<b>\$962,563.07</b>		

\* Please note per area calculations only include buildings with a floor area greater than 0.

**Requested by:** eagarci2

**Client version:**

**Report version:** 9

**Filters:** Meters in Building Name: Not one of ZACH WHITE MODULAR SCHOOL 147;START SCHOOL EARLY 1 DAY VALUE;STADIUM RATE CHANGES;SKY PARK IB1;SKY PARK I 200;SKY PARK;ROOSEVELT 137;REMCON COTTAGES;PARKDALE COTTAGES 957;NORTHEAST BOOK DEPOSITORY 814;NEW COMPUTERS SINCE JUNE 1990;Lighting;HERCULES COTTAGES 141A;Butterfield Trail Warehouse;BRANON COTTAGES 955;BLUE FLAME BLDG.;BARCELONA COTTAGES;ALL REFUNDS AND REBATES; ; Bill is Void Equals 0; Account is Active Equals 1; Bill is from External Vendor Equals 1; ; Billing Period Equals Dec 2018

**Record count:** 0