

el paso

Energy CAP

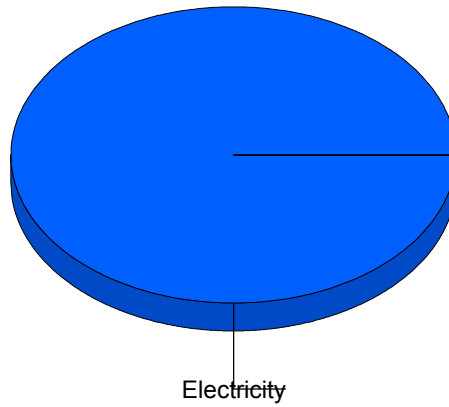
Cost Avoidance Program

Cost Summary Graph

Grouped by Energy Type

Energy Type	Use	Units	Meter Cost	Special Charges	Total Cost	Avg Unit Cost	% of Total Cost
Site: ALAMO ELEMENTARY SCH - ALAMO ELEMENTARY SCH							
Electricity		2,250 KWH	\$287.37	\$0.00	\$287.37	0.1277	100.00%
Total Cost:			\$287.37	\$0.00	\$287.37		

For ALAMO
ELEMENTARY
SCH



Electricity	100.0%
Total:	100.0%

Filters: Cost Center Name Not Equal To DoNotReport; Billing Period Equal To 201210All Meter CodesAll Group Names

el Paso

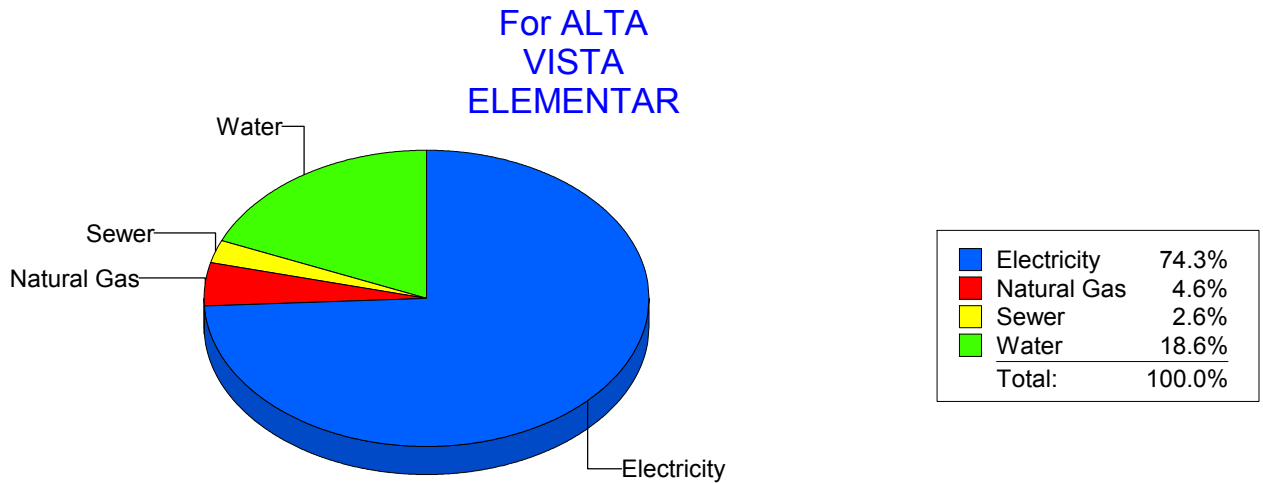
Energy CAP

Cost Avoidance Program

Cost Summary Graph

Grouped by Energy Type

Energy Type	Use	Units	Meter Cost	Special Charges	Total Cost	Avg Unit Cost	% of Total Cost
Site: ALTA VISTA ELEMENTAR - ALTA VISTA ELEMENTAR							
Electricity	34,950	KWH	\$4,781.47	\$0.00	\$4,781.47	0.1368	74.28%
Natural Gas	466	CCF	\$295.41	\$0.00	\$295.41	0.6339	4.59%
Water	342	CCF	\$1,195.26	\$0.00	\$1,195.26	3.4949	18.57%
Sewer	77	CCF	\$164.98	\$0.00	\$164.98	2.1426	2.56%
Total Cost:			\$6,437.12	\$0.00	\$6,437.12		



Filters: Cost Center Name Not Equal To DoNotReport; Billing Period Equal To 201210All Meter CodesAll Group Names

elpaso

Energy CAP

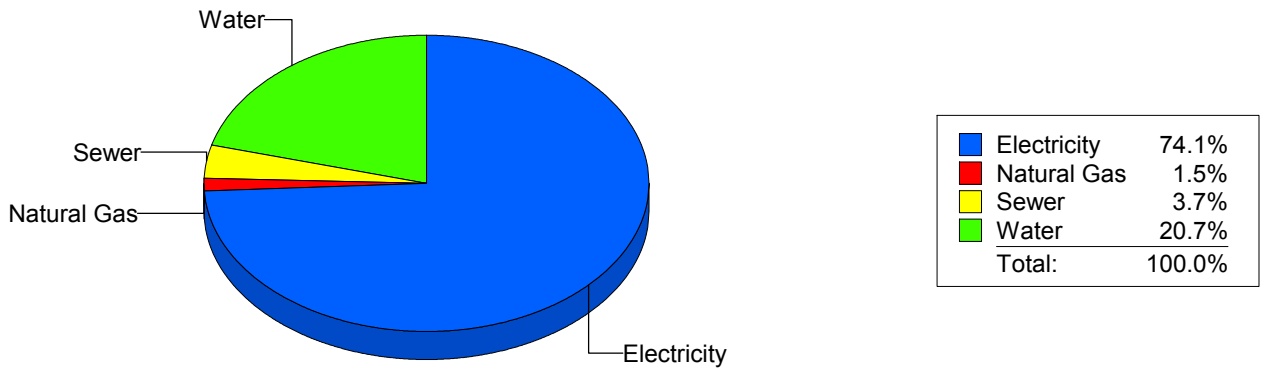
Cost Avoidance Program

Cost Summary Graph

Grouped by Energy Type

Energy Type	Use	Units	Meter Cost	Special Charges	Total Cost	Avg Unit Cost	% of Total Cost
Site: ANDRESS HIGH SCHOOL - ANDRESS HIGH SCHOOL							
Electricity	191,702	KWH	\$17,781.23	\$0.00	\$17,781.23	0.0928	74.11%
Natural Gas	495	CCF	\$351.09	\$0.00	\$351.09	0.7093	1.46%
Water	1,823	CCF	\$4,973.32	\$0.00	\$4,973.32	2.7281	20.73%
Sewer	569	CCF	\$887.13	\$0.00	\$887.13	1.5591	3.70%
Total Cost:			\$23,992.77	\$0.00	\$23,992.77		

For ANDRESS HIGH SCHOOL



Filters: Cost Center Name Not Equal To DoNotReport; Billing Period Equal To 201210All Meter CodesAll Group Names

el paso

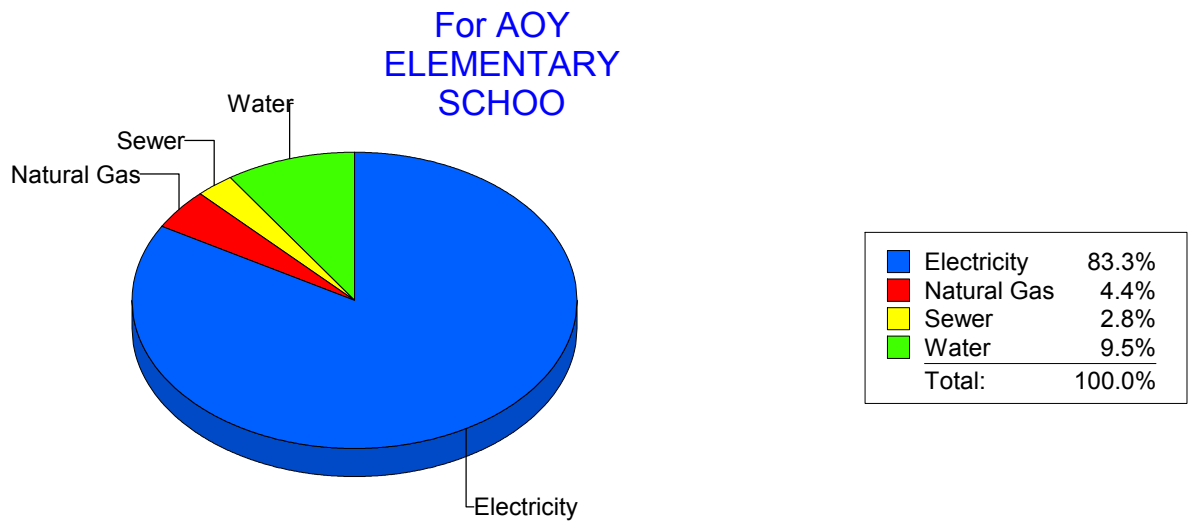
Energy CAP

Cost Avoidance Program

Cost Summary Graph

Grouped by Energy Type

Energy Type	Use	Units	Meter Cost	Special Charges	Total Cost	Avg Unit Cost	% of Total Cost
Site: AOY ELEMENTARY SCHOO - AOY ELEMENTARY SCHOO							
Electricity	85,175	KWH	\$10,867.84	\$0.00	\$10,867.84	0.1276	83.30%
Natural Gas	1,072	CCF	\$578.00	\$0.00	\$578.00	0.5392	4.43%
Water	313	CCF	\$1,235.25	\$0.00	\$1,235.25	3.9465	9.47%
Sewer	73	CCF	\$364.90	\$0.00	\$364.90	4.9986	2.80%
Total Cost:			\$13,045.99	\$0.00	\$13,045.99		



Filters: Cost Center Name Not Equal To DoNotReport; Billing Period Equal To 201210All Meter CodesAll Group Names

elpaso

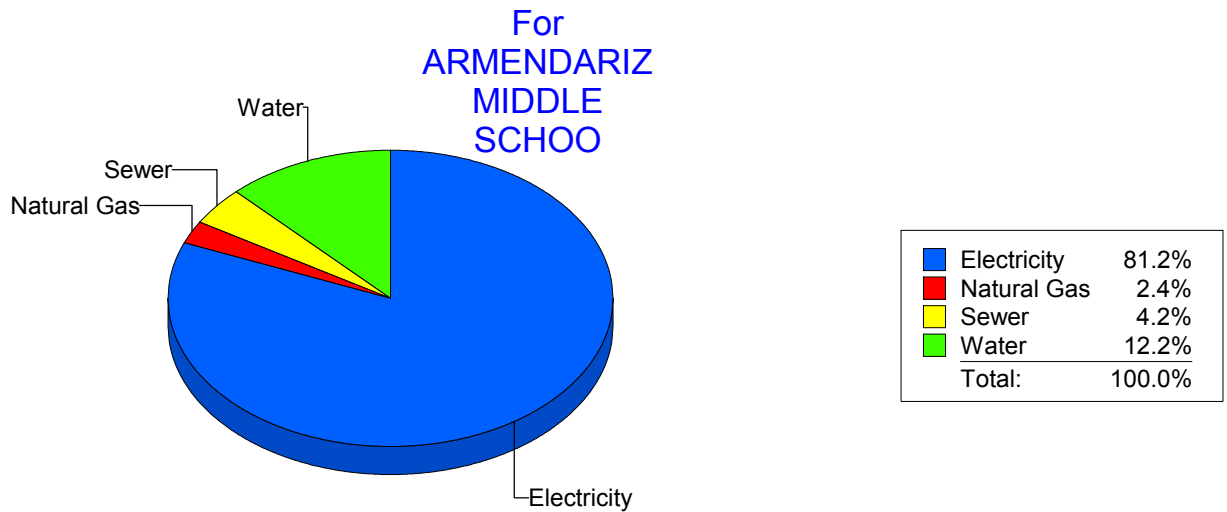
Energy CAP

Cost Avoidance Program

Cost Summary Graph

Grouped by Energy Type

Energy Type	Use	Units	Meter Cost	Special Charges	Total Cost	Avg Unit Cost	% of Total Cost
Site: ARMENDARIZ MIDDLE SCHOO - ARMENDARIZ MIDDLE SCHOO							
Electricity	88,000	KWH	\$9,863.84	\$0.00	\$9,863.84	0.1121	81.25%
Natural Gas	547	CCF	\$293.37	\$0.00	\$293.37	0.5363	2.42%
Water	672	CCF	\$1,479.13	\$0.00	\$1,479.13	2.2011	12.18%
Sewer	218	CCF	\$503.89	\$0.00	\$503.89	2.3114	4.15%
Total Cost:			\$12,140.23	\$0.00	\$12,140.23		



Filters: Cost Center Name Not Equal To DoNotReport; Billing Period Equal To 201210All Meter CodesAll Group Names

elpaso

Energy CAP

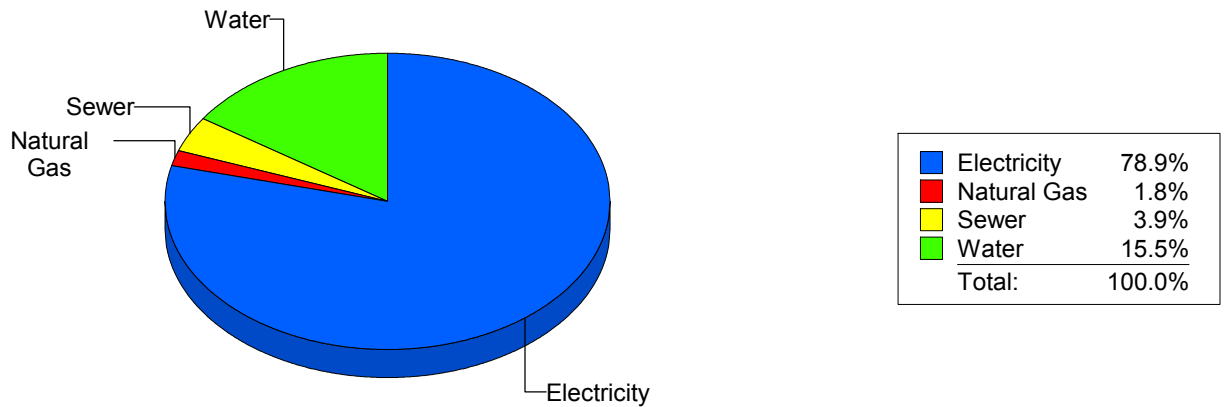
Cost Avoidance Program

Cost Summary Graph

Grouped by Energy Type

Energy Type	Use	Units	Meter Cost	Special Charges	Total Cost	Avg Unit Cost	% of Total Cost
Site: AUSTIN HIGH SCHOOL - AUSTIN HIGH SCHOOL							
Electricity	233,971	KWH	\$26,290.78	\$0.00	\$26,290.78	0.1124	78.87%
Natural Gas	1,029	CCF	\$590.29	\$0.00	\$590.29	0.5737	1.77%
Water	1,734	CCF	\$5,166.63	\$0.00	\$5,166.63	2.9796	15.50%
Sewer	551	CCF	\$1,286.65	\$0.00	\$1,286.65	2.3351	3.86%
Total Cost:			\$33,334.35	\$0.00	\$33,334.35		

For AUSTIN HIGH SCHOOL



Filters: Cost Center Name Not Equal To DoNotReport; Billing Period Equal To 201210All Meter CodesAll Group Names

elpaso

Energy CAP

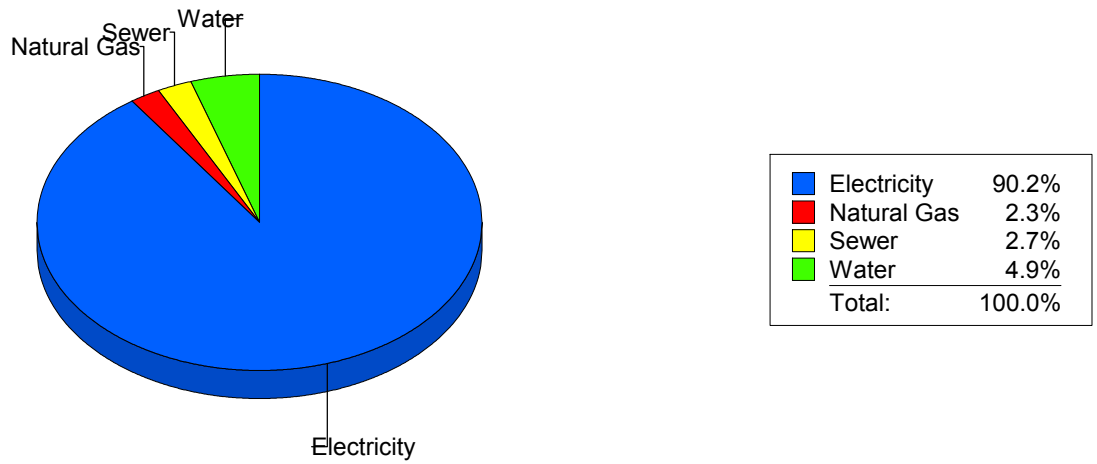
Cost Avoidance Program

Cost Summary Graph

Grouped by Energy Type

Energy Type	Use	Units	Meter Cost	Special Charges	Total Cost	Avg Unit Cost	% of Total Cost
Site: BARRON - BARRON							
Electricity	95,403	KWH	\$11,118.73	\$0.00	\$11,118.73	0.1165	90.16%
Natural Gas	426	CCF	\$277.71	\$0.00	\$277.71	0.6519	2.25%
Water	112	CCF	\$607.55	\$0.00	\$607.55	5.4246	4.93%
Sewer	66	CCF	\$328.71	\$0.00	\$328.71	4.9805	2.67%
Total Cost:			\$12,332.70	\$0.00	\$12,332.70		

For BARRON



Filters: Cost Center Name Not Equal To DoNotReport; Billing Period Equal To 201210All Meter CodesAll Group Names

el paso

Energy CAP

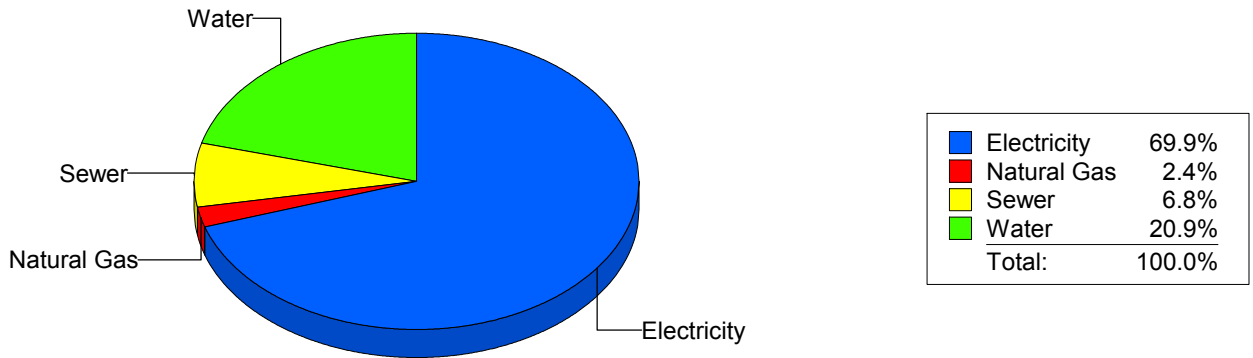
Cost Avoidance Program

Cost Summary Graph

Grouped by Energy Type

Energy Type	Use	Units	Meter Cost	Special Charges	Total Cost	Avg Unit Cost	% of Total Cost
Site: BASSET MIDDLE SCHOOL - BASSET MIDDLE SCHOOL							
Electricity	70,452	KWH	\$8,846.10	\$0.00	\$8,846.10	0.1256	69.88%
Natural Gas	469	CCF	\$298.49	\$0.00	\$298.49	0.6364	2.36%
Water	1,246	CCF	\$2,648.31	\$0.00	\$2,648.31	2.1254	20.92%
Sewer	553	CCF	\$866.17	\$0.00	\$866.17	1.5663	6.84%
Total Cost:			\$12,659.07	\$0.00	\$12,659.07		

For BASSET MIDDLE SCHOOL



Filters: Cost Center Name Not Equal To DoNotReport; Billing Period Equal To 201210All Meter CodesAll Group Names

el paso

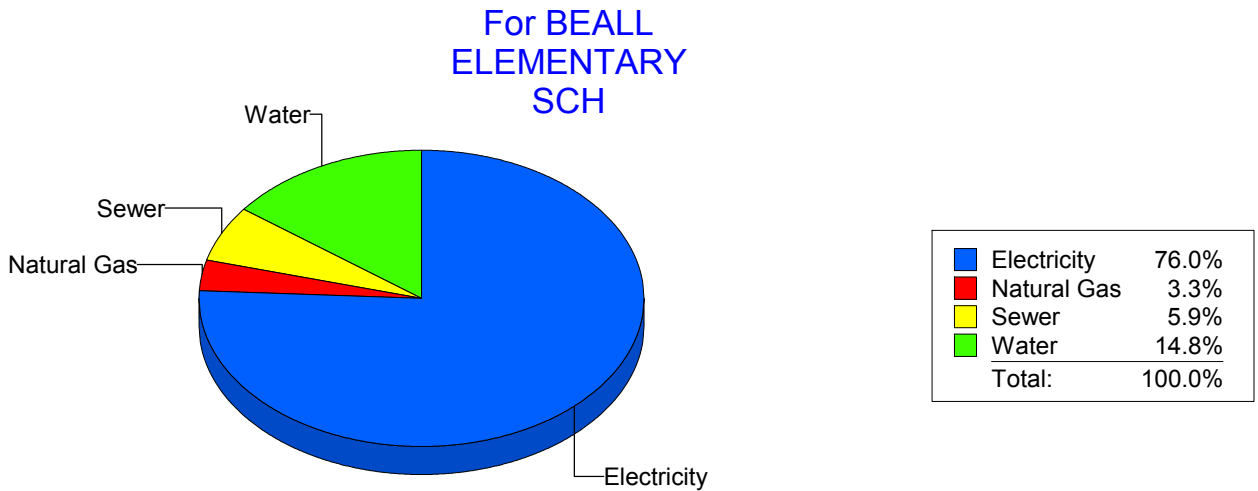
Energy CAP

Cost Avoidance Program

Cost Summary Graph

Grouped by Energy Type

Energy Type	Use	Units	Meter Cost	Special Charges	Total Cost	Avg Unit Cost	% of Total Cost
Site: BEALL ELEMENTARY SCH - BEALL ELEMENTARY SCH							
Electricity	26,423	KWH	\$3,294.04	\$0.00	\$3,294.04	0.1247	75.96%
Natural Gas	151	CCF	\$144.91	\$0.00	\$144.91	0.9597	3.34%
Water	229	CCF	\$643.01	\$0.00	\$643.01	2.8079	14.83%
Sewer	86	CCF	\$254.40	\$0.00	\$254.40	2.9581	5.87%
Total Cost:			\$4,336.36	\$0.00	\$4,336.36		



Filters: Cost Center Name Not Equal To DoNotReport; Billing Period Equal To 201210All Meter CodesAll Group Names

elpaso

Energy CAP

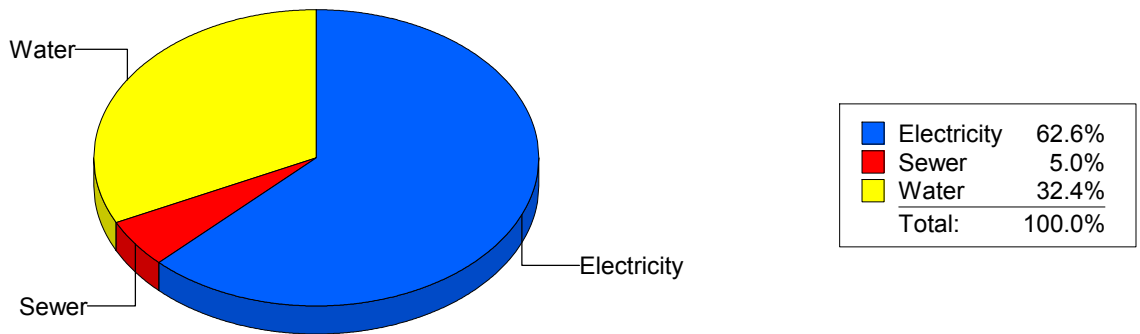
Cost Avoidance Program

Cost Summary Graph

Grouped by Energy Type

Energy Type	Use	Units	Meter Cost	Special Charges	Total Cost	Avg Unit Cost	% of Total Cost
Site: BLISS ELEMENTARY - BLISS ELEMENTARY							
Electricity	29,290	KWH	\$3,695.01	\$0.00	\$3,695.01	0.1262	62.60%
Water	534	CCF	\$1,910.04	\$0.00	\$1,910.04	3.5769	32.36%
Sewer	119	CCF	\$297.63	\$0.00	\$297.63	2.5011	5.04%
Total Cost:			\$5,902.68	\$0.00	\$5,902.68		

For BLISS ELEMENTARY



Filters: Cost Center Name Not Equal To DoNotReport; Billing Period Equal To 201210All Meter CodesAll Group Names

elpaso

Energy CAP

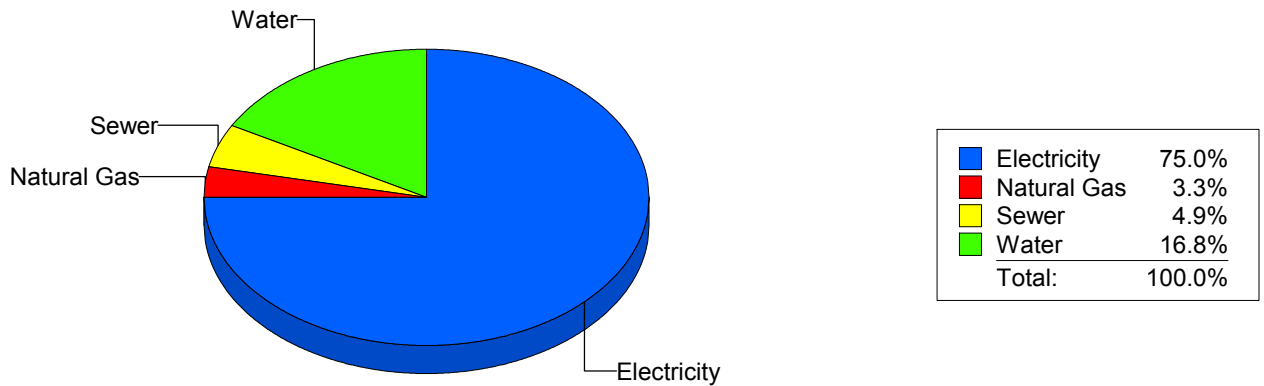
Cost Avoidance Program

Cost Summary Graph

Grouped by Energy Type

Energy Type	Use	Units	Meter Cost	Special Charges	Total Cost	Avg Unit Cost	% of Total Cost
Site: BOND - BOND ELEMENTARY							
Electricity	31,298	KWH	\$4,723.77	\$0.00	\$4,723.77	0.1509	74.96%
Natural Gas	278	CCF	\$206.08	\$0.00	\$206.08	0.7413	3.27%
Water	292	CCF	\$1,060.87	\$0.00	\$1,060.87	3.6331	16.84%
Sewer	79	CCF	\$310.65	\$0.00	\$310.65	3.9323	4.93%
Total Cost:			\$6,301.37	\$0.00	\$6,301.37		

For BOND ELEMENTARY



Filters: Cost Center Name Not Equal To DoNotReport; Billing Period Equal To 201210All Meter CodesAll Group Names

elpaso

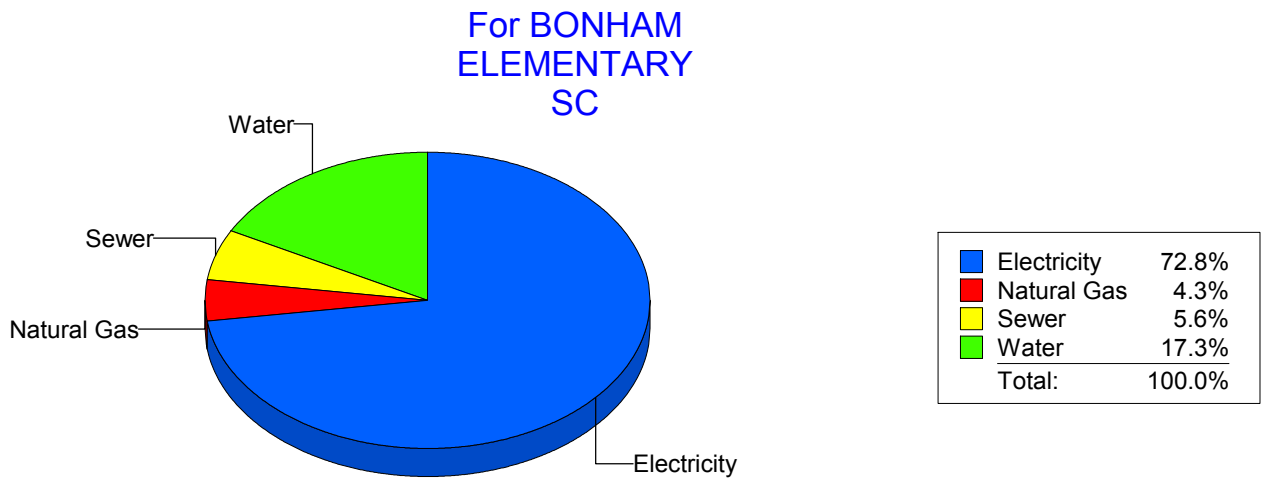
Energy CAP

Cost Avoidance Program

Cost Summary Graph

Grouped by Energy Type

Energy Type	Use	Units	Meter Cost	Special Charges	Total Cost	Avg Unit Cost	% of Total Cost
Site: BONHAM ELEMENTARY SC - BONHAM ELEMENTARY SC							
Electricity	25,274	KWH	\$4,080.48	\$0.00	\$4,080.48	0.1614	72.81%
Natural Gas	434	CCF	\$239.76	\$0.00	\$239.76	0.5524	4.28%
Water	381	CCF	\$970.21	\$0.00	\$970.21	2.5465	17.31%
Sewer	144	CCF	\$314.12	\$0.00	\$314.12	2.1814	5.60%
Total Cost:			\$5,604.57	\$0.00	\$5,604.57		



Filters: Cost Center Name Not Equal To DoNotReport; Billing Period Equal To 201210All Meter CodesAll Group Names

elpaso

Energy CAP

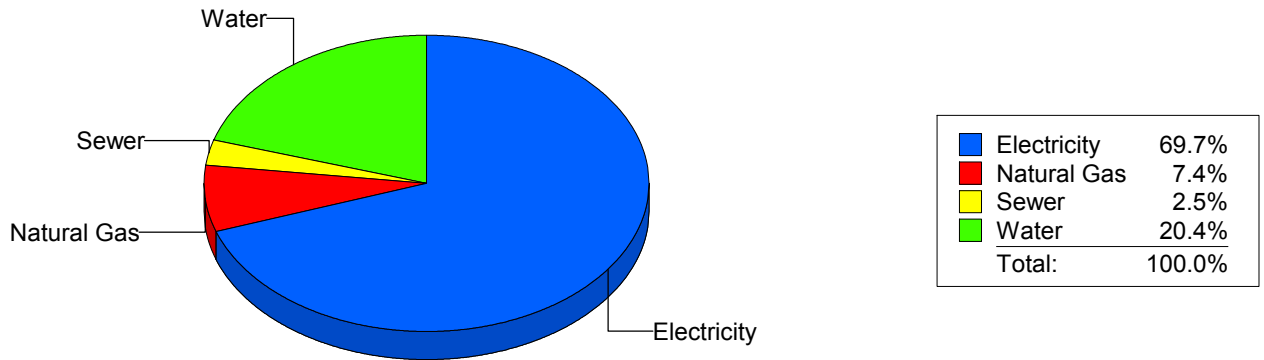
Cost Avoidance Program

Cost Summary Graph

Grouped by Energy Type

Energy Type	Use	Units	Meter Cost	Special Charges	Total Cost	Avg Unit Cost	% of Total Cost
Site: BOWIE HIGH SCHOOL - BOWIE HIGH SCHOOL							
Electricity	270,254	KWH	\$23,542.47	\$0.00	\$23,542.47	0.0871	69.70%
Natural Gas	5,262	CCF	\$2,488.87	\$0.00	\$2,488.87	0.4730	7.37%
Water	3,801	CCF	\$6,894.87	\$0.00	\$6,894.87	1.8140	20.41%
Sewer	325	CCF	\$849.91	\$0.00	\$849.91	2.6151	2.52%
Total Cost:			\$33,776.12	\$0.00	\$33,776.12		

For BOWIE HIGH SCHOOL



Filters: Cost Center Name Not Equal To DoNotReport; Billing Period Equal To 201210All Meter CodesAll Group Names

elpaso

Energy CAP

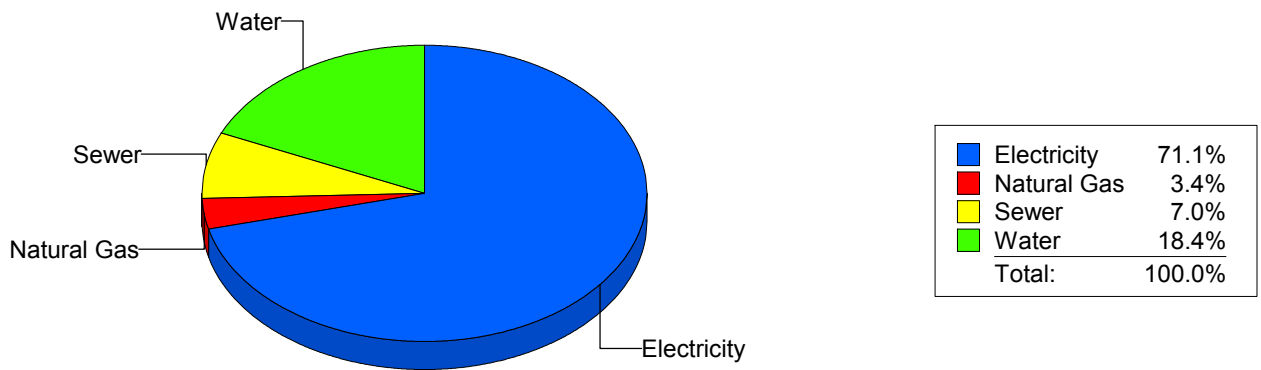
Cost Avoidance Program

Cost Summary Graph

Grouped by Energy Type

Energy Type	Use	Units	Meter Cost	Special Charges	Total Cost	Avg Unit Cost	% of Total Cost
Site: BRADLEY ELEMENTARY - BRADLEY ELEMENTARY							
Electricity	28,400	KWH	\$3,557.27	\$0.00	\$3,557.27	0.1253	71.13%
Natural Gas	292	CCF	\$171.20	\$0.00	\$171.20	0.5863	3.42%
Water	296	CCF	\$921.93	\$0.00	\$921.93	3.1146	18.43%
Sewer	101	CCF	\$350.62	\$0.00	\$350.62	3.4715	7.01%
Total Cost:			\$5,001.02	\$0.00	\$5,001.02		

For BRADLEY ELEMENTARY



Filters: Cost Center Name Not Equal To DoNotReport; Billing Period Equal To 201210All Meter CodesAll Group Names

elpaso

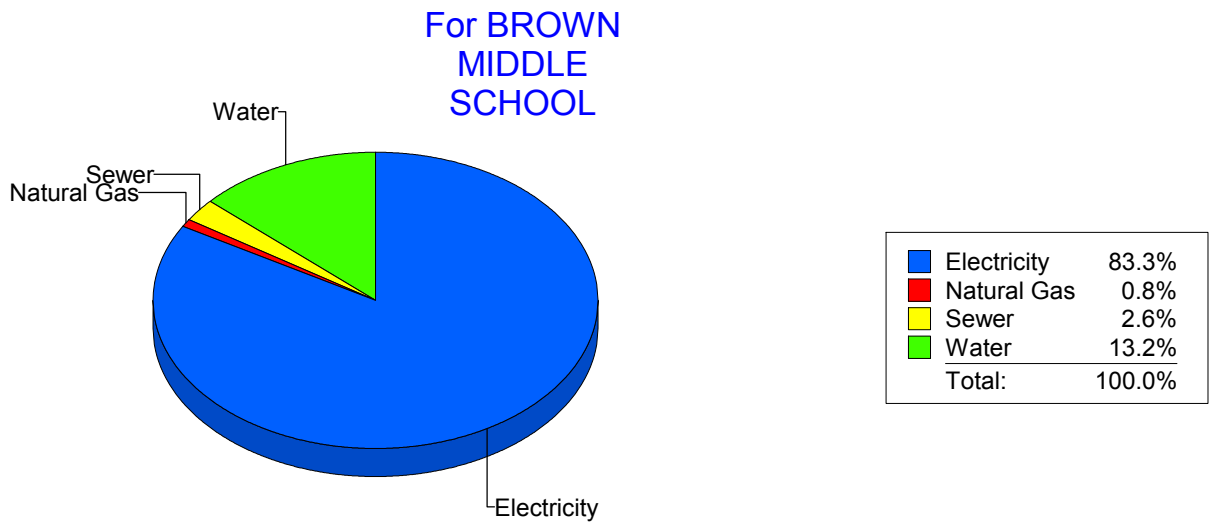
Energy CAP

Cost Avoidance Program

Cost Summary Graph

Grouped by Energy Type

Energy Type	Use	Units	Meter Cost	Special Charges	Total Cost	Avg Unit Cost	% of Total Cost
Site: BROWN MIDDLE SCHOOL - BROWN MIDDLE SCHOOL							
Electricity	124,800	KWH	\$14,067.98	\$0.00	\$14,067.98	0.1127	83.34%
Natural Gas	231	CCF	\$141.71	\$0.00	\$141.71	0.6135	0.84%
Water	647	CCF	\$2,235.77	\$0.00	\$2,235.77	3.4556	13.25%
Sewer	165	CCF	\$434.46	\$0.00	\$434.46	2.6331	2.57%
Total Cost:			\$16,879.92	\$0.00	\$16,879.92		



Filters: Cost Center Name Not Equal To DoNotReport; Billing Period Equal To 201210All Meter CodesAll Group Names

el paso

Energy CAP

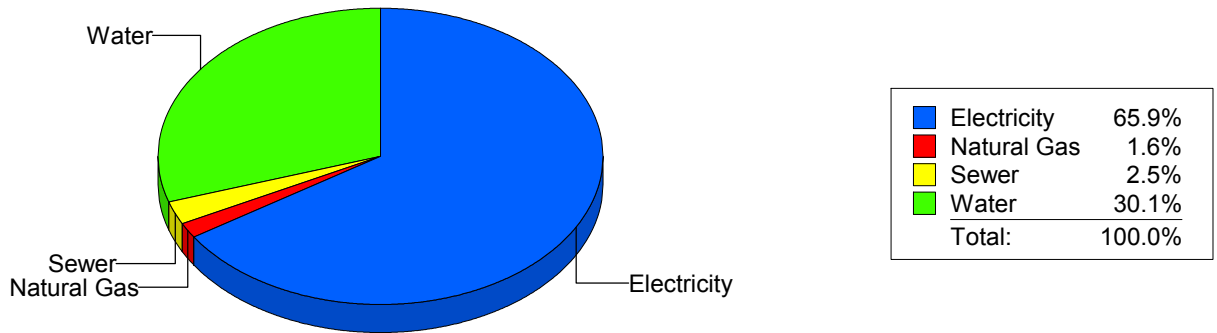
Cost Avoidance Program

Cost Summary Graph

Grouped by Energy Type

Energy Type	Use	Units	Meter Cost	Special Charges	Total Cost	Avg Unit Cost	% of Total Cost
Site: BURGESS HIGH SCHOOL - BURGESS HIGH SCHOOL							
Electricity	136,800	KWH	\$16,450.87	\$0.00	\$16,450.87	0.1203	65.89%
Natural Gas	684	CCF	\$398.07	\$0.00	\$398.07	0.5820	1.59%
Water	1,992	CCF	\$7,503.05	\$0.00	\$7,503.05	3.7666	30.05%
Sewer	194	CCF	\$614.19	\$0.00	\$614.19	3.1659	2.46%
Total Cost:			\$24,966.18	\$0.00	\$24,966.18		

For BURGESS HIGH SCHOOL



Filters: Cost Center Name Not Equal To DoNotReport; Billing Period Equal To 201210All Meter CodesAll Group Names

el Paso

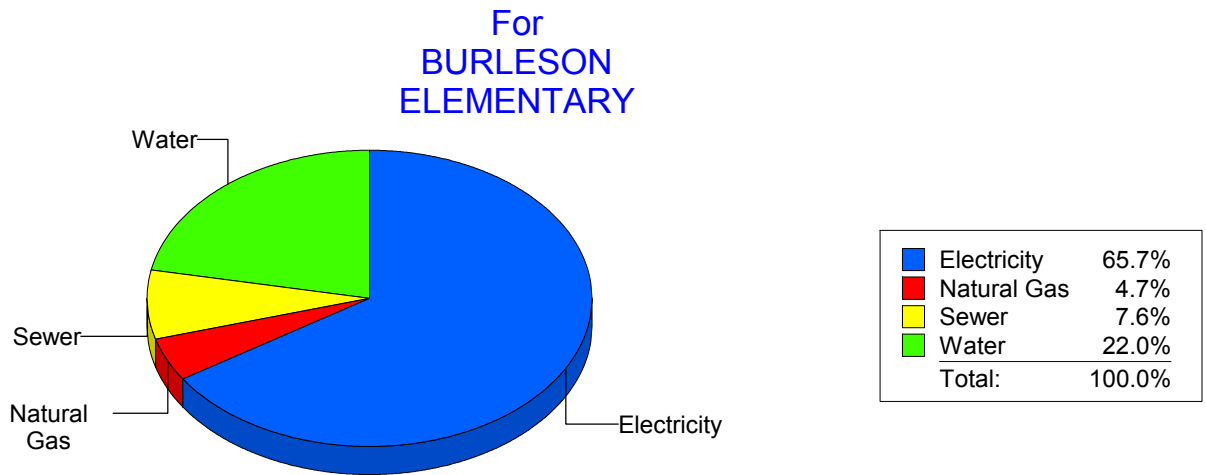
Energy CAP

Cost Avoidance Program

Cost Summary Graph

Grouped by Energy Type

Energy Type	Use	Units	Meter Cost	Special Charges	Total Cost	Avg Unit Cost	% of Total Cost
Site: BURLESON ELEMENTARY - BURLESON ELEMENTARY							
Electricity	23,528	KWH	\$3,008.44	\$0.00	\$3,008.44	0.1279	65.71%
Natural Gas	218	CCF	\$217.22	\$0.00	\$217.22	0.9964	4.74%
Water	500	CCF	\$1,006.76	\$0.00	\$1,006.76	2.0135	21.99%
Sewer	166	CCF	\$345.68	\$0.00	\$345.68	2.0824	7.55%
Total Cost:			\$4,578.10	\$0.00	\$4,578.10		



Filters: Cost Center Name Not Equal To DoNotReport; Billing Period Equal To 201210All Meter CodesAll Group Names

elpaso

Energy CAP

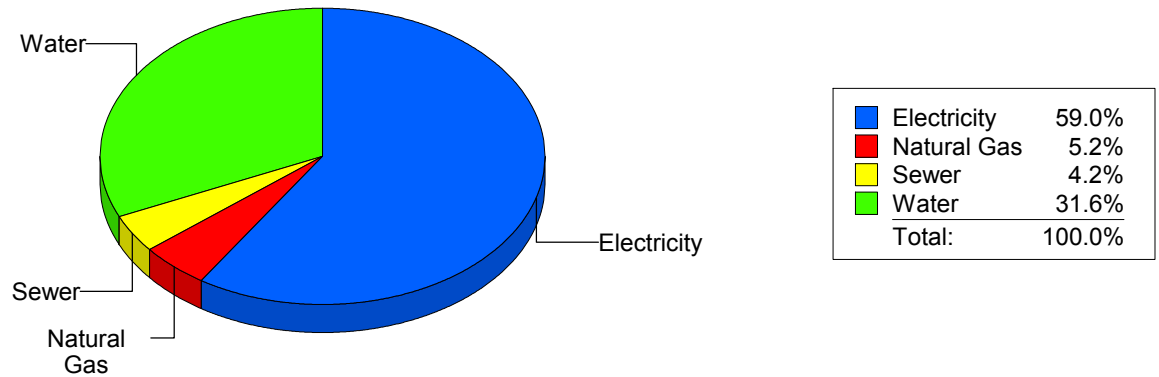
Cost Avoidance Program

Cost Summary Graph

Grouped by Energy Type

Energy Type	Use	Units	Meter Cost	Special Charges	Total Cost	Avg Unit Cost	% of Total Cost
Site: BURNET ELEMENTARY - BURNET ELEMENTARY							
Electricity	26,203	KWH	\$3,625.86	\$0.00	\$3,625.86	0.1384	59.05%
Natural Gas	425	CCF	\$317.78	\$0.00	\$317.78	0.7477	5.18%
Water	509	CCF	\$1,939.11	\$0.00	\$1,939.11	3.8096	31.58%
Sewer	99	CCF	\$257.91	\$0.00	\$257.91	2.6052	4.20%
Total Cost:			\$6,140.66	\$0.00	\$6,140.66		

For BURNET ELEMENTARY



Filters: Cost Center Name Not Equal To DoNotReport; Billing Period Equal To 201210All Meter CodesAll Group Names

elpaso

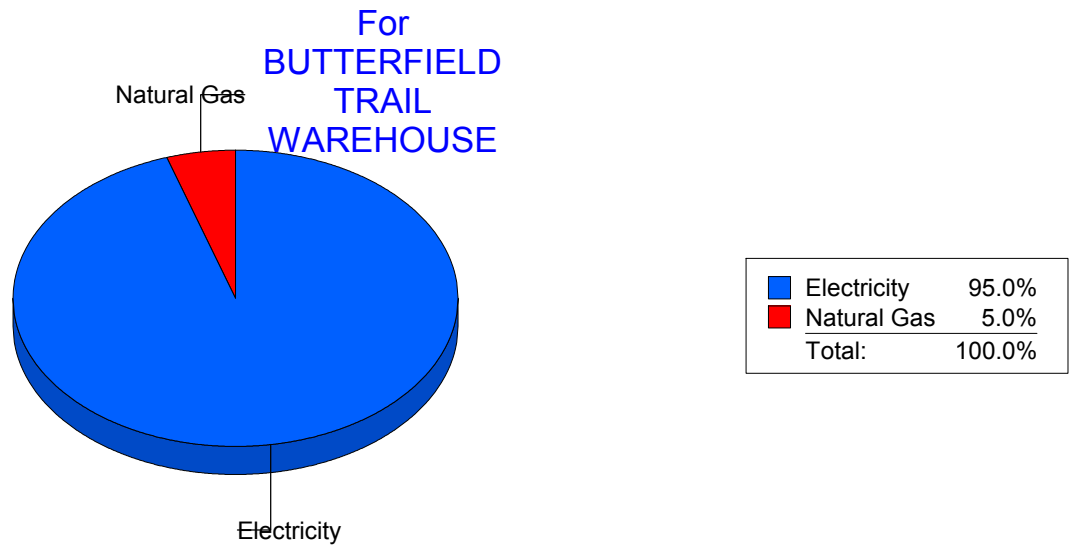
Energy CAP

Cost Avoidance Program

Cost Summary Graph

Grouped by Energy Type

Energy Type	Use	Units	Meter Cost	Special Charges	Total Cost	Avg Unit Cost	% of Total Cost
Site: BUTTERFIELDTRAILWAREHOUSE - BUTTERFIELD TRAIL WAREHOUSE							
Electricity		5,500 KWH	\$804.19	\$0.00	\$804.19	0.1462	94.97%
Natural Gas		2 CCF	\$42.55	\$0.00	\$42.55	21.2750	5.03%
Total Cost:			\$846.74	\$0.00	\$846.74		



Filters: Cost Center Name Not Equal To DoNotReport; Billing Period Equal To 201210All Meter CodesAll Group Names

elpaso

Energy CAP

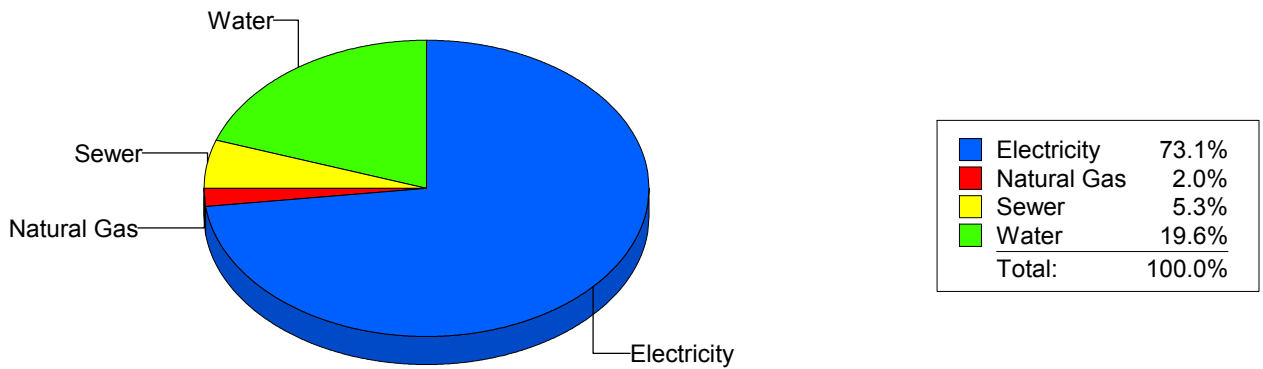
Cost Avoidance Program

Cost Summary Graph

Grouped by Energy Type

Energy Type	Use	Units	Meter Cost	Special Charges	Total Cost	Avg Unit Cost	% of Total Cost
Site: CANYON HILLS MIDDLE - CANYON HILLS MIDDLE							
Electricity	82,146	KWH	\$9,713.23	\$0.00	\$9,713.23	0.1182	73.11%
Natural Gas	410	CCF	\$267.36	\$0.00	\$267.36	0.6521	2.01%
Water	737	CCF	\$2,603.65	\$0.00	\$2,603.65	3.5328	19.60%
Sewer	202	CCF	\$701.24	\$0.00	\$701.24	3.4715	5.28%
Total Cost:			\$13,285.48	\$0.00	\$13,285.48		

For CANYON HILLS MIDDLE



Filters: Cost Center Name Not Equal To DoNotReport; Billing Period Equal To 201210All Meter CodesAll Group Names

elpaso

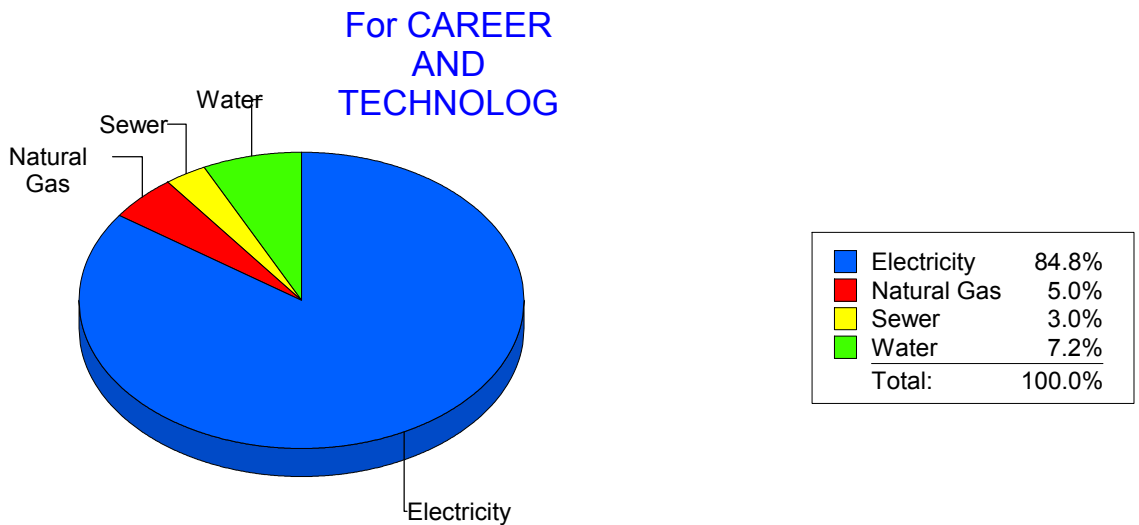
Energy CAP

Cost Avoidance Program

Cost Summary Graph

Grouped by Energy Type

Energy Type	Use	Units	Meter Cost	Special Charges	Total Cost	Avg Unit Cost	% of Total Cost
Site: CAREER AND TECHNOLOG - CAREER AND TECHNOLOG							
Electricity	109,932	KWH	\$12,596.43	\$0.00	\$12,596.43	0.1146	84.76%
Natural Gas	1,534	CCF	\$749.84	\$0.00	\$749.84	0.4888	5.05%
Water	352	CCF	\$1,070.65	\$0.00	\$1,070.65	3.0416	7.20%
Sewer	192	CCF	\$444.22	\$0.00	\$444.22	2.3136	2.99%
Total Cost:			\$14,861.14	\$0.00	\$14,861.14		



Filters: Cost Center Name Not Equal To DoNotReport; Billing Period Equal To 201210All Meter CodesAll Group Names

elpaso

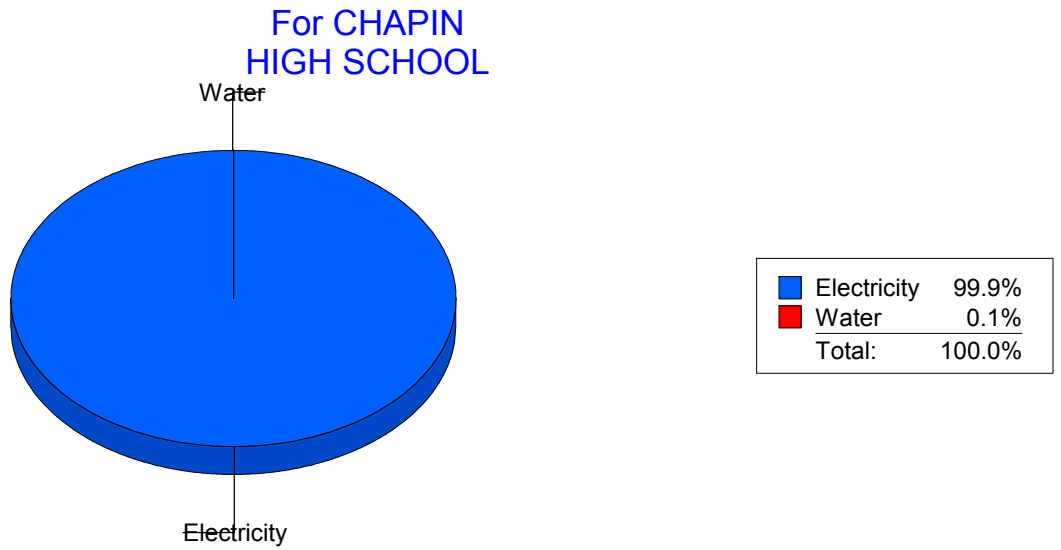
Energy CAP

Cost Avoidance Program

Cost Summary Graph

Grouped by Energy Type

Energy Type	Use	Units	Meter Cost	Special Charges	Total Cost	Avg Unit Cost	% of Total Cost
Site: CHAPIN HIGH SCHOOL - CHAPIN HIGH SCHOOL							
Electricity	293,437	KWH	\$34,420.82	\$0.00	\$34,420.82	0.1173	99.87%
Water	0	CCF	\$44.96	\$0.00	\$44.96	0.0000	0.13%
Total Cost:			\$34,465.78	\$0.00	\$34,465.78		



Filters: Cost Center Name Not Equal To DoNotReport; Billing Period Equal To 201210All Meter CodesAll Group Names

elpaso

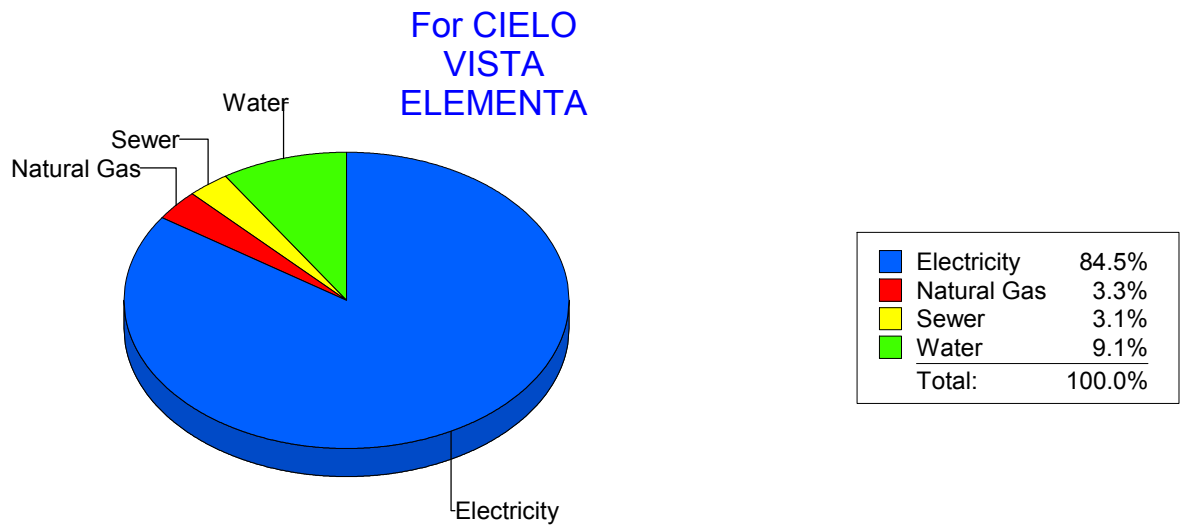
Energy CAP

Cost Avoidance Program

Cost Summary Graph

Grouped by Energy Type

Energy Type	Use	Units	Meter Cost	Special Charges	Total Cost	Avg Unit Cost	% of Total Cost
Site: CIELO VISTA ELEMENTA - CIELO VISTA ELEMENTA							
Electricity	55,000	KWH	\$6,955.77	\$0.00	\$6,955.77	0.1265	84.47%
Natural Gas	434	CCF	\$269.93	\$0.00	\$269.93	0.6220	3.28%
Water	295	CCF	\$752.82	\$0.00	\$752.82	2.5519	9.14%
Sewer	87	CCF	\$255.71	\$0.00	\$255.71	2.9392	3.11%
Total Cost:			\$8,234.23	\$0.00	\$8,234.23		



Filters: Cost Center Name Not Equal To DoNotReport; Billing Period Equal To 201210All Meter CodesAll Group Names

el Paso

Energy CAP

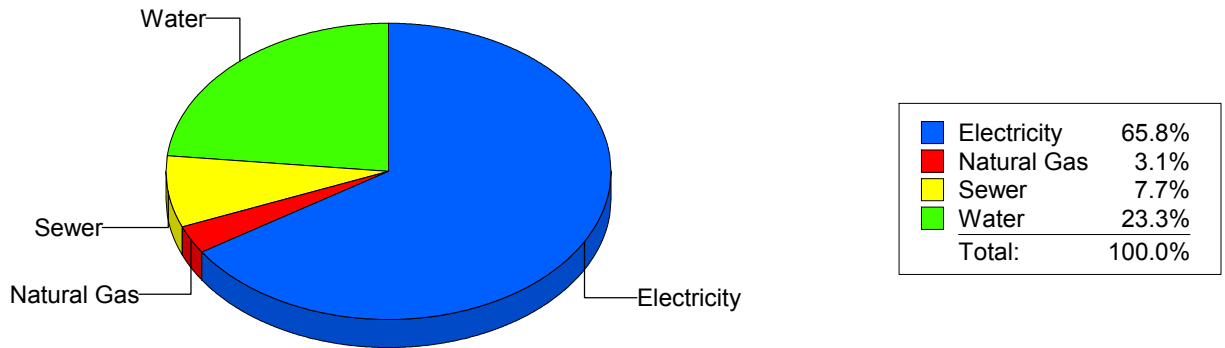
Cost Avoidance Program

Cost Summary Graph

Grouped by Energy Type

Energy Type	Use	Units	Meter Cost	Special Charges	Total Cost	Avg Unit Cost	% of Total Cost
Site: CLARDY ELEMENTARY SC - CLARDY ELEMENTARY SC							
Electricity	31,190	KWH	\$4,558.51	\$0.00	\$4,558.51	0.1462	65.83%
Natural Gas	301	CCF	\$217.35	\$0.00	\$217.35	0.7221	3.14%
Water	642	CCF	\$1,614.98	\$0.00	\$1,614.98	2.5155	23.32%
Sewer	250	CCF	\$533.35	\$0.00	\$533.35	2.1334	7.70%
Total Cost:			\$6,924.19	\$0.00	\$6,924.19		

For CLARDY
ELEMENTARY
SC



Filters: Cost Center Name Not Equal To DoNotReport; Billing Period Equal To 201210All Meter CodesAll Group Names

elpaso

Energy CAP

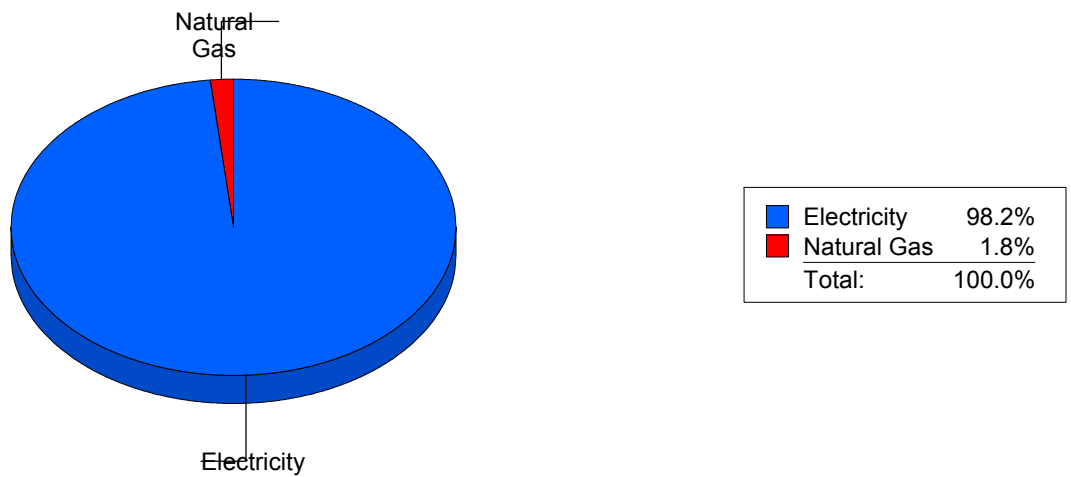
Cost Avoidance Program

Cost Summary Graph

Grouped by Energy Type

Energy Type	Use	Units	Meter Cost	Special Charges	Total Cost	Avg Unit Cost	% of Total Cost
Site: CLENDININ - CLENDININ							
Electricity	59,500	KWH	\$7,971.51	\$0.00	\$7,971.51	0.1340	98.24%
Natural Gas	233	CCF	\$142.69	\$0.00	\$142.69	0.6124	1.76%
Total Cost:			\$8,114.20	\$0.00	\$8,114.20		

For CLENDININ



Filters: Cost Center Name Not Equal To DoNotReport; Billing Period Equal To 201210All Meter CodesAll Group Names

elpaso

Energy CAP

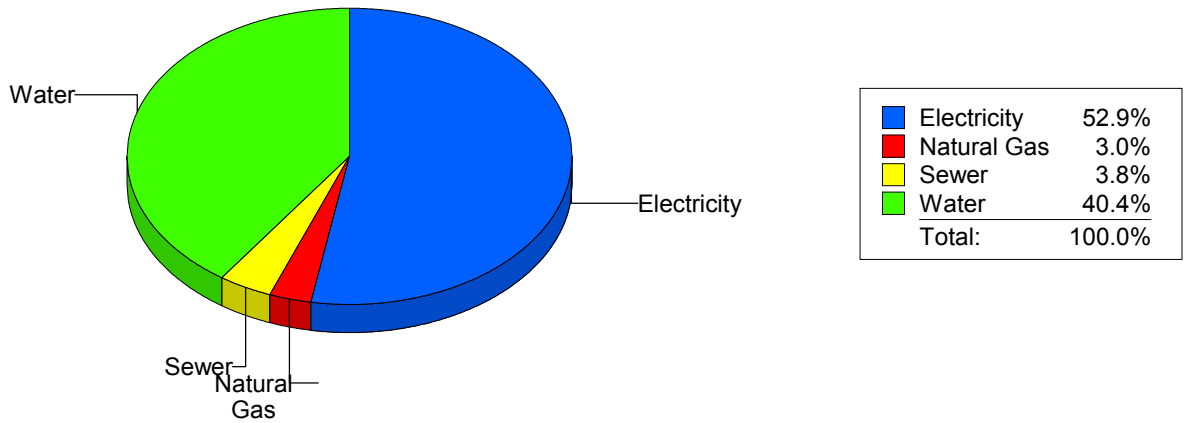
Cost Avoidance Program

Cost Summary Graph

Grouped by Energy Type

Energy Type	Use	Units	Meter Cost	Special Charges	Total Cost	Avg Unit Cost	% of Total Cost
Site: COLDWELL INTERMEDIAT - COLDWELL INTERMEDIAT							
Electricity	33,375	KWH	\$4,065.49	\$0.00	\$4,065.49	0.1218	52.89%
Natural Gas	235	CCF	\$227.30	\$0.00	\$227.30	0.9672	2.96%
Water	701	CCF	\$3,101.40	\$0.00	\$3,101.40	4.4243	40.35%
Sewer	86	CCF	\$291.84	\$0.00	\$291.84	3.3935	3.80%
Total Cost:			\$7,686.03	\$0.00	\$7,686.03		

For
COLDWELL
INTERMEDIAT



Filters: Cost Center Name Not Equal To DoNotReport; Billing Period Equal To 201210All Meter CodesAll Group Names

elpaso

Energy CAP

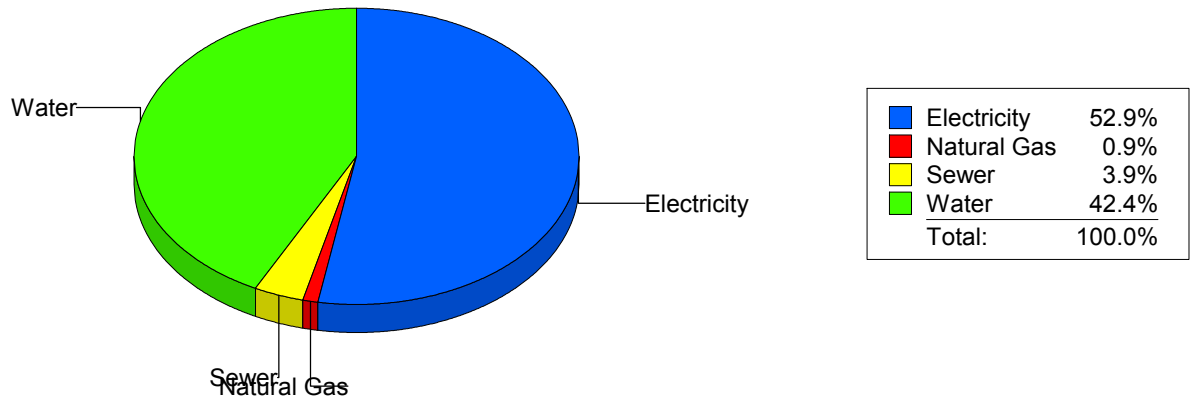
Cost Avoidance Program

Cost Summary Graph

Grouped by Energy Type

Energy Type	Use	Units	Meter Cost	Special Charges	Total Cost	Avg Unit Cost	% of Total Cost
Site: COLLINS ELEMENTARY - COLLINS ELEMENTARY							
Electricity	50,469	KWH	\$6,050.32	\$0.00	\$6,050.32	0.1199	52.89%
Natural Gas	43	CCF	\$99.38	\$0.00	\$99.38	2.3112	0.87%
Water	1,262	CCF	\$4,848.50	\$0.00	\$4,848.50	3.8419	42.39%
Sewer	228	CCF	\$440.42	\$0.00	\$440.42	1.9317	3.85%
Total Cost:			\$11,438.62	\$0.00	\$11,438.62		

For COLLINS ELEMENTARY



Filters: Cost Center Name Not Equal To DoNotReport; Billing Period Equal To 201210All Meter CodesAll Group Names

elpaso

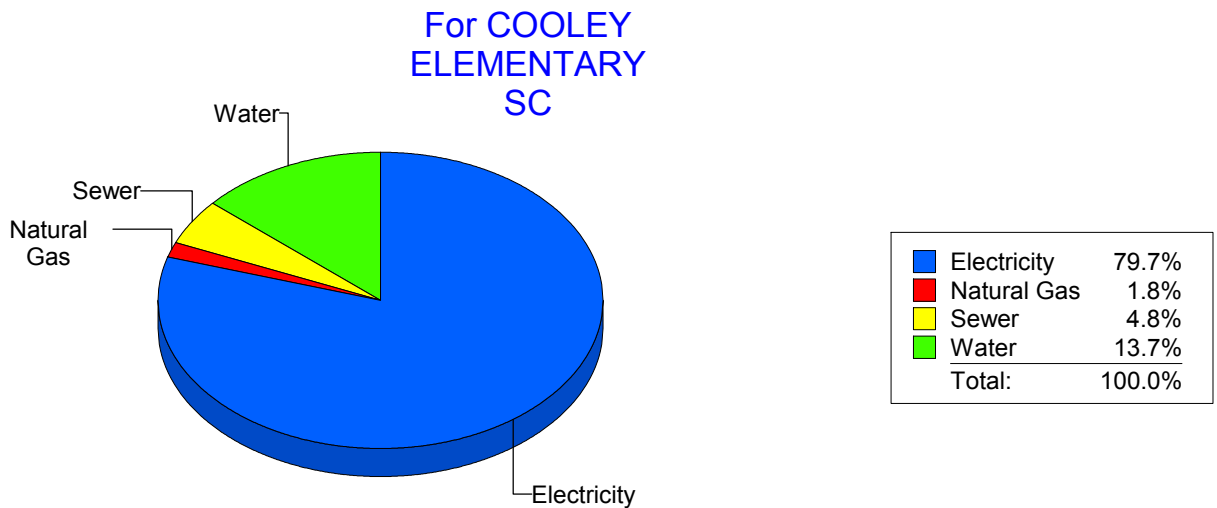
Energy CAP

Cost Avoidance Program

Cost Summary Graph

Grouped by Energy Type

Energy Type	Use	Units	Meter Cost	Special Charges	Total Cost	Avg Unit Cost	% of Total Cost
Site: COOLEY ELEMENTARY SC - COOLEY ELEMENTARY SC							
Electricity	82,400	KWH	\$9,561.79	\$0.00	\$9,561.79	0.1160	79.72%
Natural Gas	292	CCF	\$213.02	\$0.00	\$213.02	0.7295	1.78%
Water	443	CCF	\$1,637.98	\$0.00	\$1,637.98	3.6975	13.66%
Sewer	150	CCF	\$581.53	\$0.00	\$581.53	3.8769	4.85%
Total Cost:			\$11,994.32	\$0.00	\$11,994.32		



Filters: Cost Center Name Not Equal To DoNotReport; Billing Period Equal To 201210All Meter CodesAll Group Names

elpaso

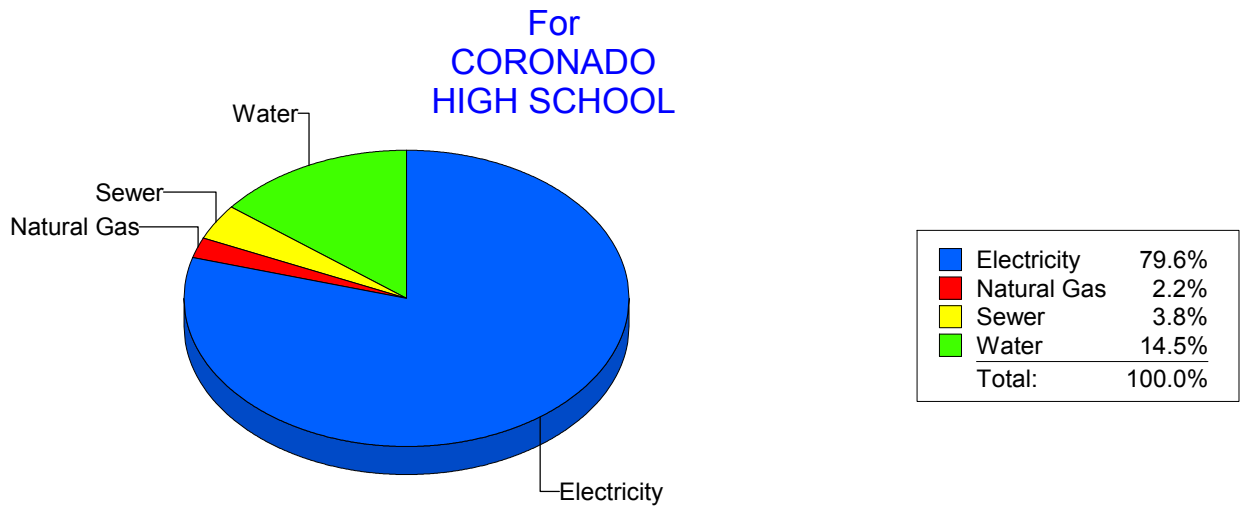
Energy CAP

Cost Avoidance Program

Cost Summary Graph

Grouped by Energy Type

Energy Type	Use	Units	Meter Cost	Special Charges	Total Cost	Avg Unit Cost	% of Total Cost
Site: CORONADO HIGH SCHOOL - CORONADO HIGH SCHOOL							
Electricity	248,863	KWH	\$29,664.04	\$0.00	\$29,664.04	0.1192	79.56%
Natural Gas	1,487	CCF	\$809.62	\$0.00	\$809.62	0.5445	2.17%
Water	3,119	CCF	\$5,398.39	\$0.00	\$5,398.39	1.7308	14.48%
Sewer	897	CCF	\$1,414.20	\$0.00	\$1,414.20	1.5766	3.79%
Total Cost:			\$37,286.25	\$0.00	\$37,286.25		



Filters: Cost Center Name Not Equal To DoNotReport; Billing Period Equal To 201210All Meter CodesAll Group Names

elpaso

Energy CAP

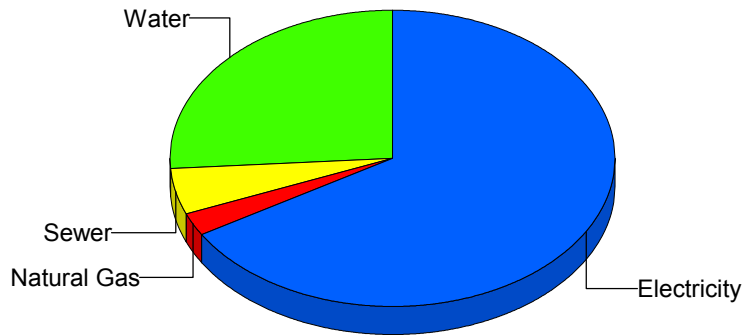
Cost Avoidance Program

Cost Summary Graph

Grouped by Energy Type

Energy Type	Use	Units	Meter Cost	Special Charges	Total Cost	Avg Unit Cost	% of Total Cost
Site: CROCKETT - CROCKETT ELEMENTARY							
Electricity	32,000	KWH	\$4,043.19	\$0.00	\$4,043.19	0.1263	66.50%
Natural Gas	248	CCF	\$149.93	\$0.00	\$149.93	0.6046	2.47%
Water	476	CCF	\$1,590.86	\$0.00	\$1,590.86	3.3421	26.17%
Sewer	128	CCF	\$295.90	\$0.00	\$295.90	2.3117	4.87%
Total Cost:			\$6,079.88	\$0.00	\$6,079.88		

For
CROCKETT
ELEMENTARY



Electricity	66.5%
Natural Gas	2.5%
Sewer	4.9%
Water	26.2%
Total:	100.0%

Filters: Cost Center Name Not Equal To DoNotReport; Billing Period Equal To 201210All Meter CodesAll Group Names

elpaso

Energy CAP

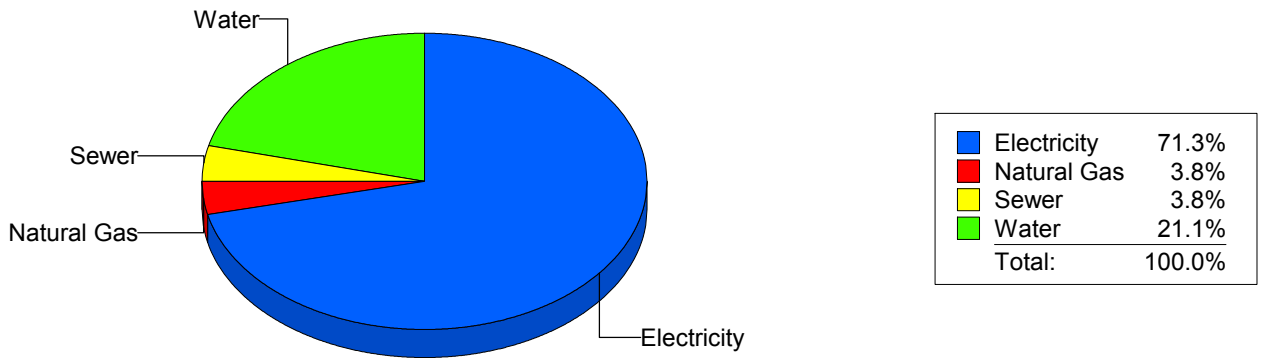
Cost Avoidance Program

Cost Summary Graph

Grouped by Energy Type

Energy Type	Use	Units	Meter Cost	Special Charges	Total Cost	Avg Unit Cost	% of Total Cost
Site: CROSBY ELEMENTARY - CROSBY ELEMENTARY							
Electricity	37,681	KWH	\$4,635.61	\$0.00	\$4,635.61	0.1230	71.29%
Natural Gas	363	CCF	\$247.29	\$0.00	\$247.29	0.6812	3.80%
Water	388	CCF	\$1,373.07	\$0.00	\$1,373.07	3.5388	21.12%
Sewer	90	CCF	\$246.12	\$0.00	\$246.12	2.7347	3.79%
Total Cost:			\$6,502.09	\$0.00	\$6,502.09		

For CROSBY ELEMENTARY



Filters: Cost Center Name Not Equal To DoNotReport; Billing Period Equal To 201210All Meter CodesAll Group Names

elpaso

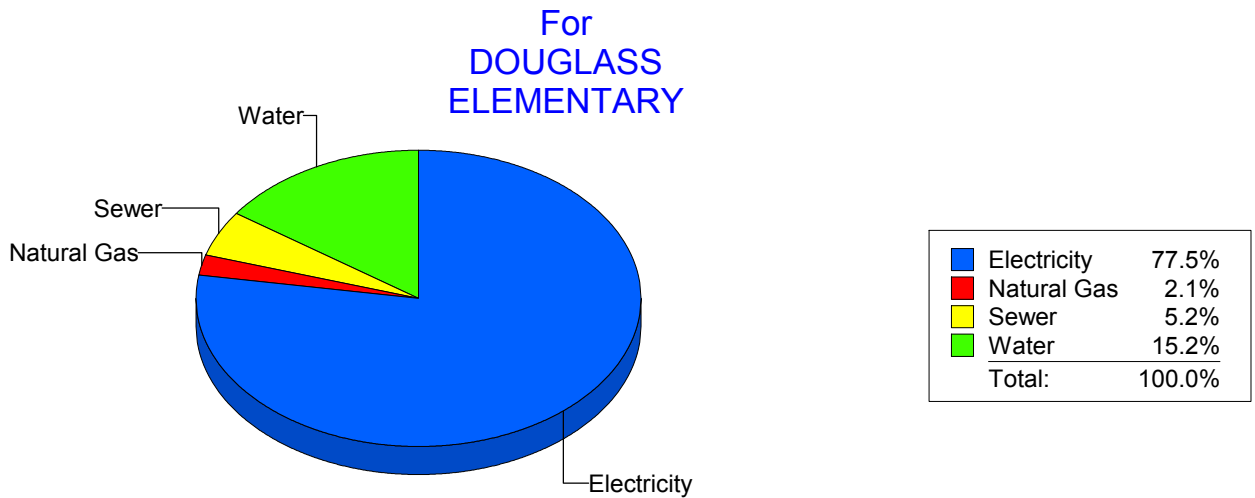
Energy CAP

Cost Avoidance Program

Cost Summary Graph

Grouped by Energy Type

Energy Type	Use	Units	Meter Cost	Special Charges	Total Cost	Avg Unit Cost	% of Total Cost
Site: DOUGLASS ELEMENTARY - DOUGLASS ELEMENTARY							
Electricity	41,280	KWH	\$4,974.51	\$0.00	\$4,974.51	0.1205	77.49%
Natural Gas	135	CCF	\$136.83	\$0.00	\$136.83	1.0136	2.13%
Water	339	CCF	\$975.15	\$0.00	\$975.15	2.8765	15.19%
Sewer	119	CCF	\$332.71	\$0.00	\$332.71	2.7959	5.18%
Total Cost:			\$6,419.20	\$0.00	\$6,419.20		



Filters: Cost Center Name Not Equal To DoNotReport; Billing Period Equal To 201210All Meter CodesAll Group Names

elpaso

Energy CAP

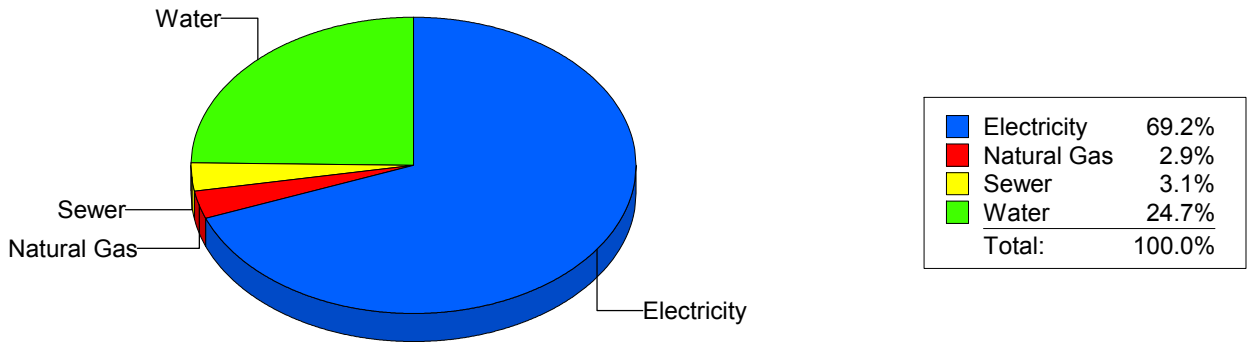
Cost Avoidance Program

Cost Summary Graph

Grouped by Energy Type

Energy Type	Use	Units	Meter Cost	Special Charges	Total Cost	Avg Unit Cost	% of Total Cost
Site: DOWELL ELEMENTARY - DOWELL ELEMENTARY							
Electricity	23,151	KWH	\$3,111.21	\$0.00	\$3,111.21	0.1344	69.24%
Natural Gas	210	CCF	\$131.61	\$0.00	\$131.61	0.6267	2.93%
Water	414	CCF	\$1,109.38	\$0.00	\$1,109.38	2.6797	24.69%
Sewer	69	CCF	\$141.35	\$0.00	\$141.35	2.0486	3.15%
Total Cost:			\$4,493.55	\$0.00	\$4,493.55		

For DOWELL ELEMENTARY



Filters: Cost Center Name Not Equal To DoNotReport; Billing Period Equal To 201210All Meter CodesAll Group Names

el Paso

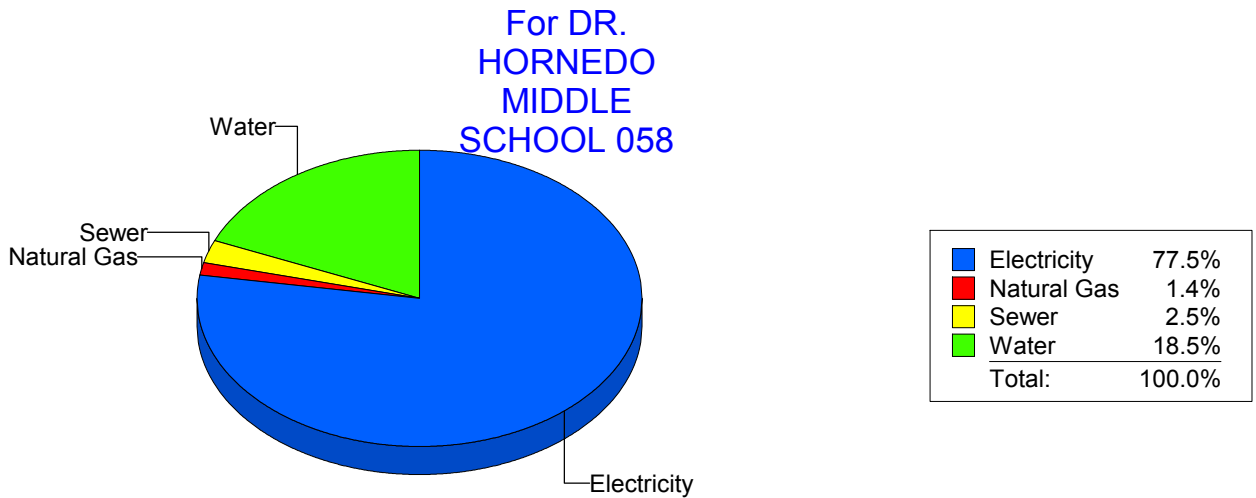
Energy CAP

Cost Avoidance Program

Cost Summary Graph

Grouped by Energy Type

Energy Type	Use	Units	Meter Cost	Special Charges	Total Cost	Avg Unit Cost	% of Total Cost
Site: DRHORNEDOMIDDLESCHOOL - DR. HORNEDO MIDDLE SCHOOL 058							
Electricity	113,200	KWH	\$10,014.33	\$0.00	\$10,014.33	0.0885	77.50%
Natural Gas	324	CCF	\$186.65	\$0.00	\$186.65	0.5761	1.44%
Water	676	CCF	\$2,395.90	\$0.00	\$2,395.90	3.5442	18.54%
Sewer	81	CCF	\$324.42	\$0.00	\$324.42	4.0052	2.51%
Total Cost:			\$12,921.30	\$0.00	\$12,921.30		



Filters: Cost Center Name Not Equal To DoNotReport; Billing Period Equal To 201210All Meter CodesAll Group Names

elpaso

Energy CAP

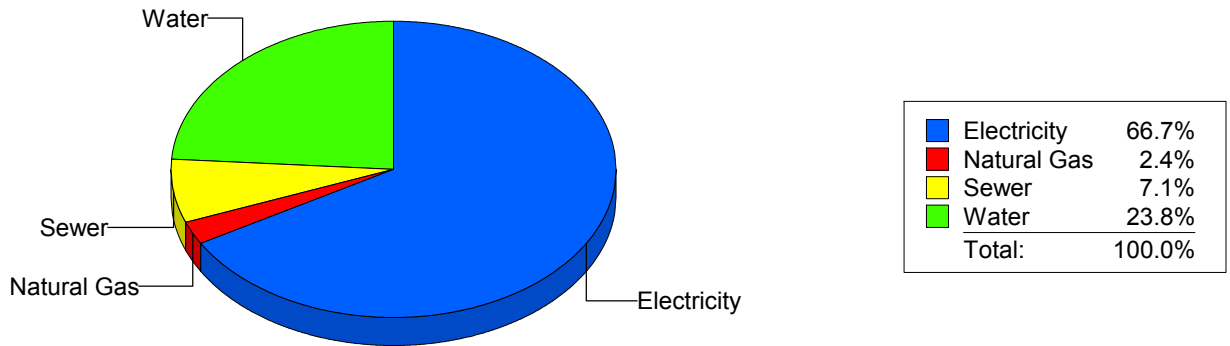
Cost Avoidance Program

Cost Summary Graph

Grouped by Energy Type

Energy Type	Use	Units	Meter Cost	Special Charges	Total Cost	Avg Unit Cost	% of Total Cost
Site: DR. L.A. NIXON ELEME - DR. L.A. NIXON ELEME							
Electricity	45,980	KWH	\$5,227.75	\$0.00	\$5,227.75	0.1137	66.72%
Natural Gas	242	CCF	\$188.85	\$0.00	\$188.85	0.7804	2.41%
Water	665	CCF	\$1,862.12	\$0.00	\$1,862.12	2.8002	23.77%
Sewer	229	CCF	\$556.80	\$0.00	\$556.80	2.4314	7.11%
Total Cost:			\$7,835.52	\$0.00	\$7,835.52		

For DR. L.A. NIXON ELEME



Filters: Cost Center Name Not Equal To DoNotReport; Billing Period Equal To 201210All Meter CodesAll Group Names

elpaso

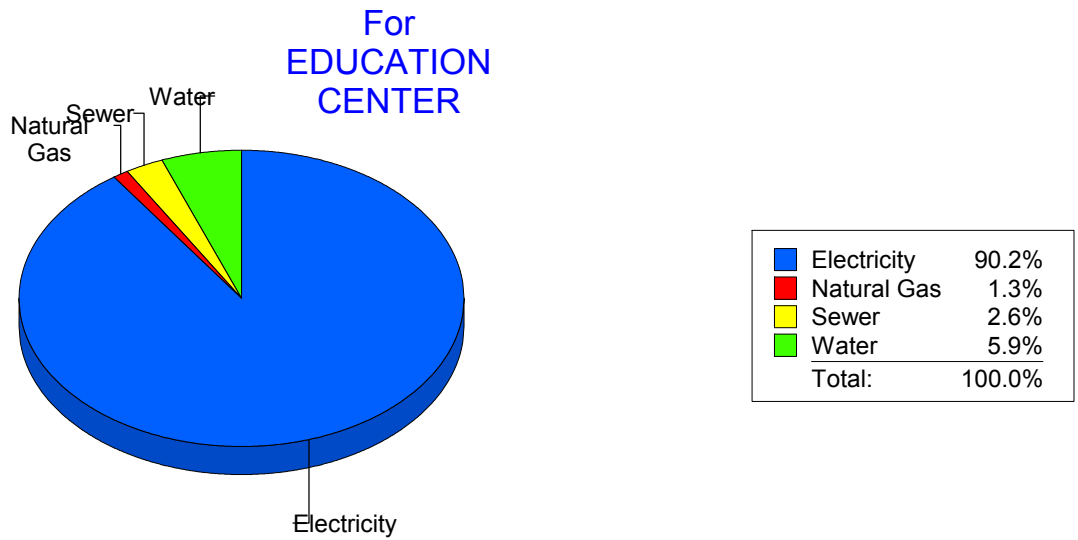
Energy CAP

Cost Avoidance Program

Cost Summary Graph

Grouped by Energy Type

Energy Type	Use	Units	Meter Cost	Special Charges	Total Cost	Avg Unit Cost	% of Total Cost
Site: EDUCATION CENTER - EDUCATION CENTER							
Electricity	298,353	KWH	\$30,953.06	\$0.00	\$30,953.06	0.1037	90.23%
Natural Gas	846	CCF	\$431.64	\$0.00	\$431.64	0.5102	1.26%
Water	865	CCF	\$2,040.58	\$0.00	\$2,040.58	2.3591	5.95%
Sewer	426	CCF	\$878.98	\$0.00	\$878.98	2.0633	2.56%
Total Cost:			\$34,304.26	\$0.00	\$34,304.26		



Filters: Cost Center Name Not Equal To DoNotReport; Billing Period Equal To 201210All Meter CodesAll Group Names

elpaso

Energy CAP

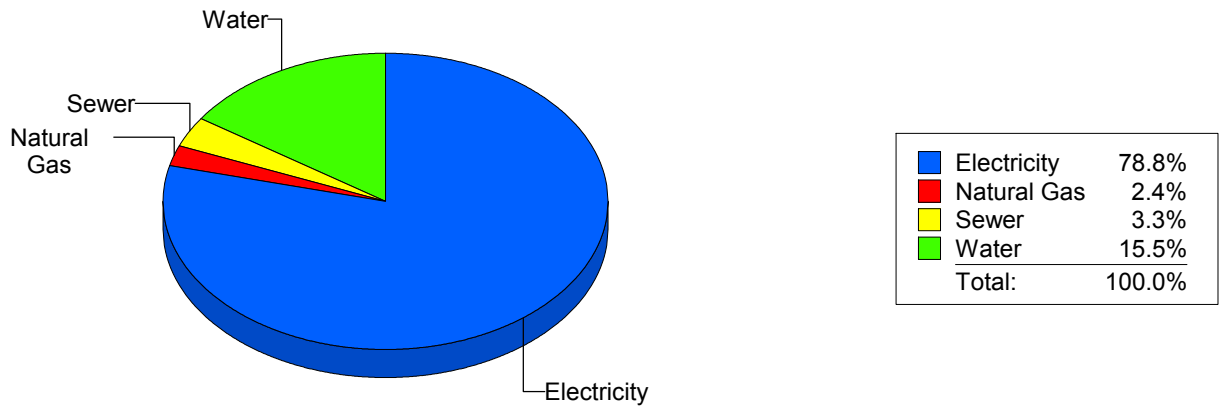
Cost Avoidance Program

Cost Summary Graph

Grouped by Energy Type

Energy Type	Use	Units	Meter Cost	Special Charges	Total Cost	Avg Unit Cost	% of Total Cost
Site: EL PASO HIGH SCHOOL - EL PASO HIGH SCHOOL							
Electricity	197,601	KWH	\$22,666.80	\$0.00	\$22,666.80	0.1147	78.82%
Natural Gas	1,025	CCF	\$699.90	\$0.00	\$699.90	0.6828	2.43%
Water	1,465	CCF	\$4,450.29	\$0.00	\$4,450.29	3.0377	15.47%
Sewer	395	CCF	\$941.61	\$0.00	\$941.61	2.3838	3.27%
Total Cost:			\$28,758.60	\$0.00	\$28,758.60		

For EL PASO HIGH SCHOOL



Filters: Cost Center Name Not Equal To DoNotReport; Billing Period Equal To 201210All Meter CodesAll Group Names

el Paso

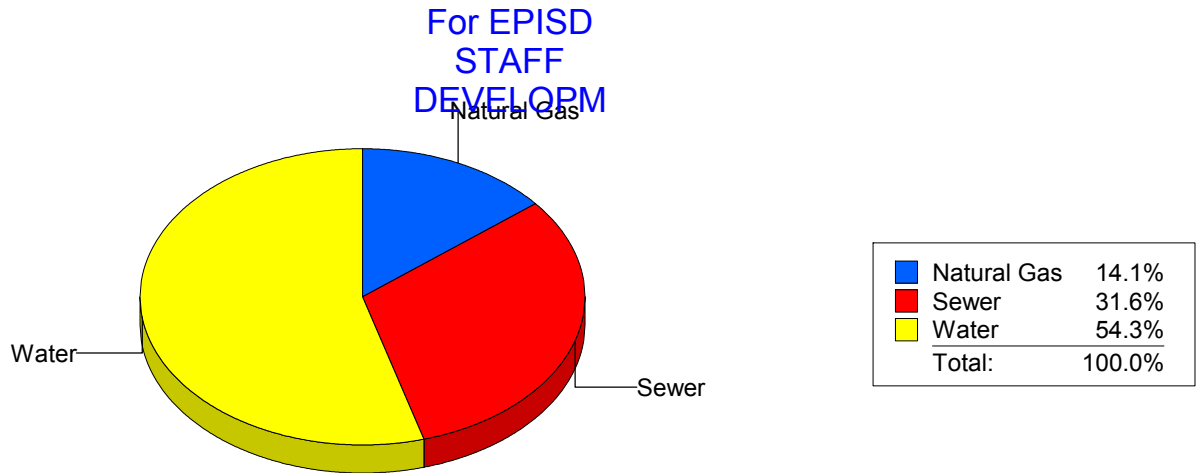
Energy CAP

Cost Avoidance Program

Cost Summary Graph

Grouped by Energy Type

Energy Type	Use	Units	Meter Cost	Special Charges	Total Cost	Avg Unit Cost	% of Total Cost
Site: EPISD STAFF DEVELOPM - EPISD STAFF DEVELOPM							
Natural Gas		15 CCF	\$47.32	\$0.00	\$47.32	3.1547	14.10%
Water		74 CCF	\$182.35	\$0.00	\$182.35	2.4642	54.33%
Sewer		42 CCF	\$105.98	\$0.00	\$105.98	2.5233	31.57%
Total Cost:			\$335.65	\$0.00	\$335.65		



Filters: Cost Center Name Not Equal To DoNotReport; Billing Period Equal To 201210All Meter CodesAll Group Names

elpaso

Energy CAP

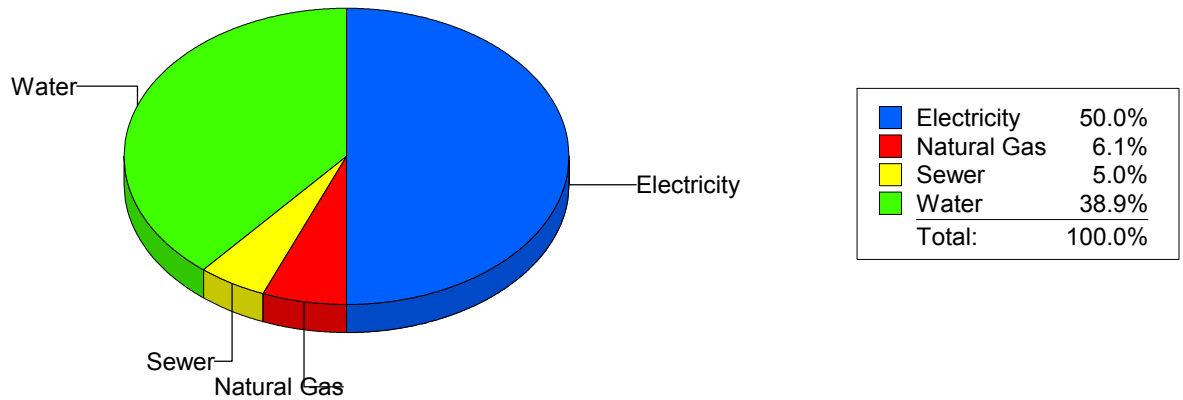
Cost Avoidance Program

Cost Summary Graph

Grouped by Energy Type

Energy Type	Use	Units	Meter Cost	Special Charges	Total Cost	Avg Unit Cost	% of Total Cost
Site: FANNIN ELEMENTARY - FANNIN ELEMENTARY							
Electricity	26,993	KWH	\$3,499.37	\$0.00	\$3,499.37	0.1296	50.04%
Natural Gas	654	CCF	\$424.67	\$0.00	\$424.67	0.6493	6.07%
Water	977	CCF	\$2,721.15	\$0.00	\$2,721.15	2.7852	38.92%
Sewer	108	CCF	\$347.33	\$0.00	\$347.33	3.2160	4.97%
Total Cost:			\$6,992.52	\$0.00	\$6,992.52		

For FANNIN ELEMENTARY



Filters: Cost Center Name Not Equal To DoNotReport; Billing Period Equal To 201210All Meter CodesAll Group Names

el Paso

Energy CAP

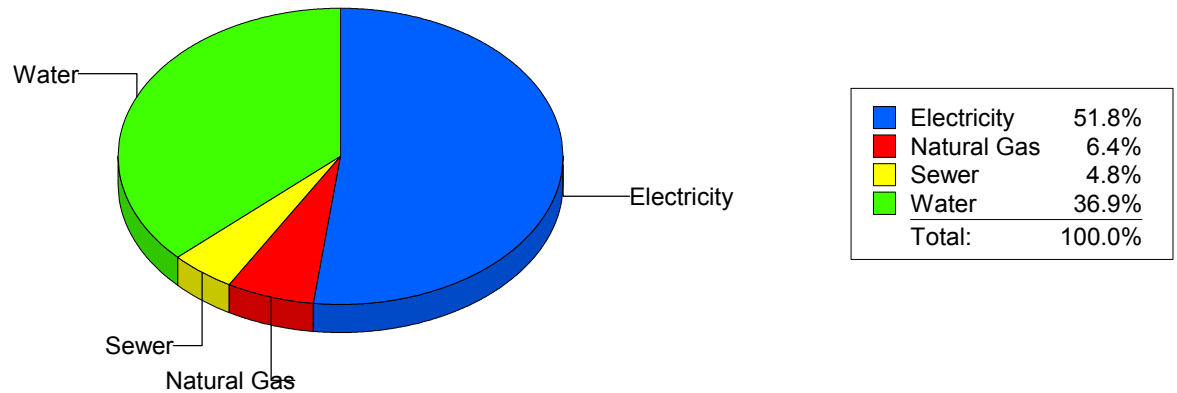
Cost Avoidance Program

Cost Summary Graph

Grouped by Energy Type

Energy Type	Use	Units	Meter Cost	Special Charges	Total Cost	Avg Unit Cost	% of Total Cost
Site: FINE ARTS/MULTIMEDIA - FINE ARTS/MULTIMEDIA							
Electricity	11,550	KWH	\$1,289.20	\$0.00	\$1,289.20	0.1116	51.84%
Natural Gas	269	CCF	\$160.08	\$0.00	\$160.08	0.5951	6.44%
Water	235	CCF	\$917.09	\$0.00	\$917.09	3.9025	36.88%
Sewer	43	CCF	\$120.44	\$0.00	\$120.44	2.8009	4.84%
Total Cost:			\$2,486.81	\$0.00	\$2,486.81		

For FINE ARTS/MULTIMEDIA



Filters: Cost Center Name Not Equal To DoNotReport; Billing Period Equal To 201210All Meter CodesAll Group Names

elpaso

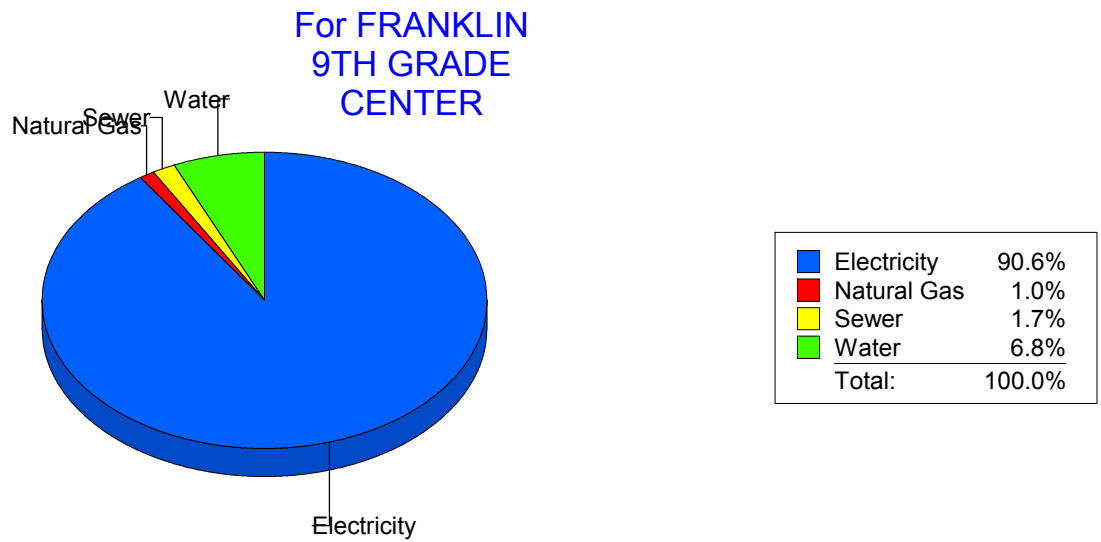
Energy CAP

Cost Avoidance Program

Cost Summary Graph

Grouped by Energy Type

Energy Type	Use	Units	Meter Cost	Special Charges	Total Cost	Avg Unit Cost	% of Total Cost
Site: FRANKLIN9THGRADECENTER - FRANKLIN 9TH GRADE CENTER							
Electricity	160,000	KWH	\$18,066.06	\$0.00	\$18,066.06	0.1129	90.60%
Natural Gas	333	CCF	\$190.98	\$0.00	\$190.98	0.5735	0.96%
Water	829	CCF	\$1,351.26	\$0.00	\$1,351.26	1.6300	6.78%
Sewer	87	CCF	\$332.28	\$0.00	\$332.28	3.8193	1.67%
Total Cost:			\$19,940.58	\$0.00	\$19,940.58		



Filters: Cost Center Name Not Equal To DoNotReport; Billing Period Equal To 201210All Meter CodesAll Group Names

elpaso

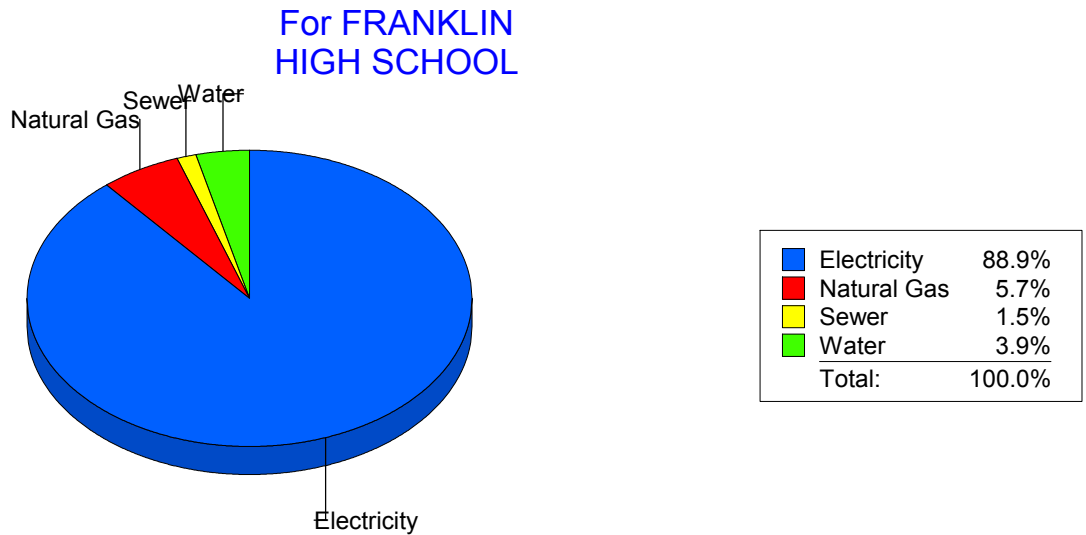
Energy CAP

Cost Avoidance Program

Cost Summary Graph

Grouped by Energy Type

Energy Type	Use	Units	Meter Cost	Special Charges	Total Cost	Avg Unit Cost	% of Total Cost
Site: FRANKLIN HIGH SCHOOL - FRANKLIN HIGH SCHOOL							
Electricity	377,077	KWH	\$36,991.69	\$0.00	\$36,991.69	0.0981	88.94%
Natural Gas	4,981	CCF	\$2,359.25	\$0.00	\$2,359.25	0.4736	5.67%
Water	1,341	CCF	\$1,605.43	\$0.00	\$1,605.43	1.1972	3.86%
Sewer	319	CCF	\$636.20	\$0.00	\$636.20	1.9944	1.53%
Total Cost:			\$41,592.57	\$0.00	\$41,592.57		



Filters: Cost Center Name Not Equal To DoNotReport; Billing Period Equal To 201210All Meter CodesAll Group Names

el paso

Energy CAP

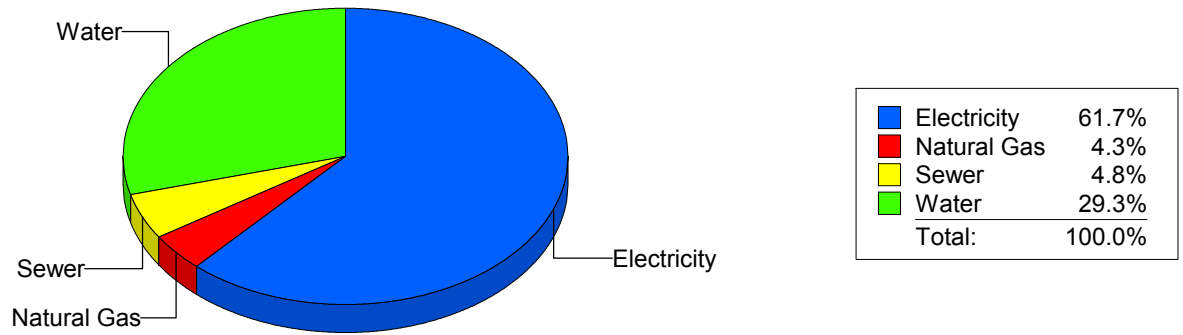
Cost Avoidance Program

Cost Summary Graph

Grouped by Energy Type

Energy Type	Use	Units	Meter Cost	Special Charges	Total Cost	Avg Unit Cost	% of Total Cost
Site: GREEN ELEMENTARY SCH - GREEN ELEMENTARY SCH							
Electricity	40,500	KWH	\$5,170.17	\$0.00	\$5,170.17	0.1277	61.66%
Natural Gas	596	CCF	\$357.65	\$0.00	\$357.65	0.6001	4.27%
Water	567	CCF	\$2,457.02	\$0.00	\$2,457.02	4.3334	29.30%
Sewer	90	CCF	\$400.32	\$0.00	\$400.32	4.4480	4.77%
Total Cost:			\$8,385.16	\$0.00	\$8,385.16		

For GREEN ELEMENTARY SCH



Filters: Cost Center Name Not Equal To DoNotReport; Billing Period Equal To 201210All Meter CodesAll Group Names

elpaso

Energy CAP

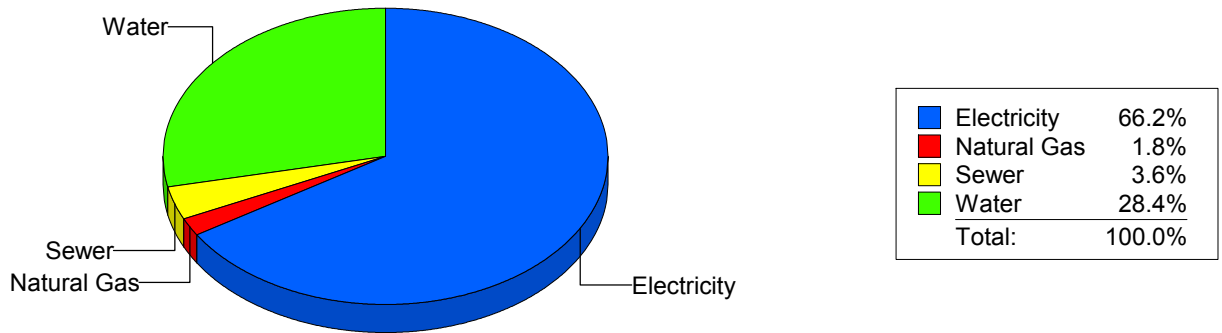
Cost Avoidance Program

Cost Summary Graph

Grouped by Energy Type

Energy Type	Use	Units	Meter Cost	Special Charges	Total Cost	Avg Unit Cost	% of Total Cost
Site: GUILLEN MIDDLE SCHOO - GUILLEN MIDDLE SCHOO							
Electricity	89,573	KWH	\$9,693.40	\$0.00	\$9,693.40	0.1082	66.22%
Natural Gas	416	CCF	\$261.23	\$0.00	\$261.23	0.6280	1.78%
Water	1,204	CCF	\$4,152.03	\$0.00	\$4,152.03	3.4485	28.36%
Sewer	249	CCF	\$532.04	\$0.00	\$532.04	2.1367	3.63%
Total Cost:			\$14,638.70	\$0.00	\$14,638.70		

For GUILLEN MIDDLE SCHOO



Filters: Cost Center Name Not Equal To DoNotReport; Billing Period Equal To 201210All Meter CodesAll Group Names

el Paso

Energy CAP

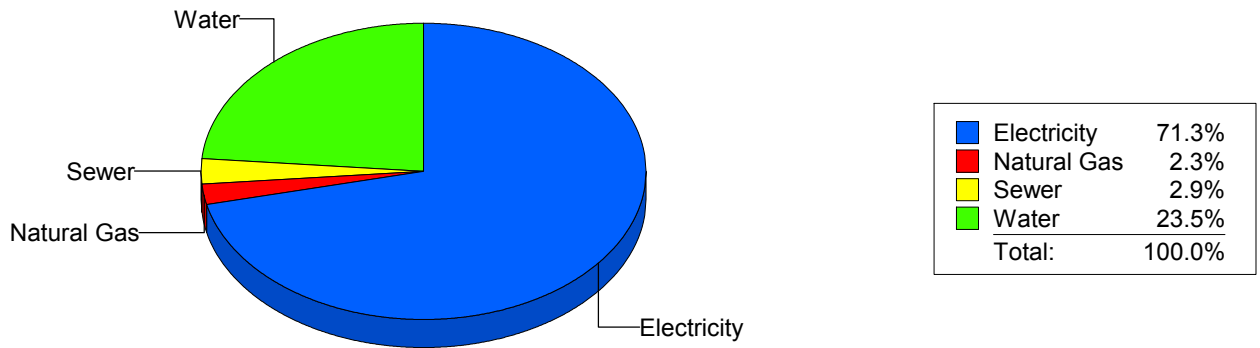
Cost Avoidance Program

Cost Summary Graph

Grouped by Energy Type

Energy Type	Use	Units	Meter Cost	Special Charges	Total Cost	Avg Unit Cost	% of Total Cost
Site: H.E. CHARLES MIDDLE - H.E. CHARLES MIDDLE							
Electricity	108,304	KWH	\$12,754.49	\$0.00	\$12,754.49	0.1178	71.28%
Natural Gas	704	CCF	\$407.71	\$0.00	\$407.71	0.5791	2.28%
Water	1,149	CCF	\$4,204.22	\$0.00	\$4,204.22	3.6590	23.50%
Sewer	236	CCF	\$527.47	\$0.00	\$527.47	2.2350	2.95%
Total Cost:			\$17,893.89	\$0.00	\$17,893.89		

For H.E. CHARLES MIDDLE



Filters: Cost Center Name Not Equal To DoNotReport; Billing Period Equal To 201210All Meter CodesAll Group Names

el Paso

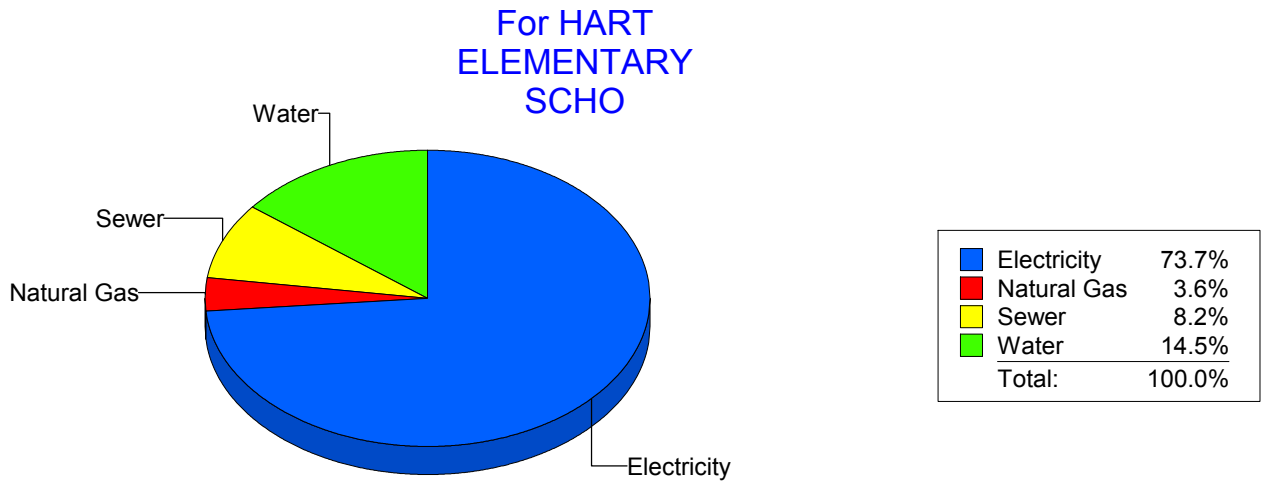
Energy CAP

Cost Avoidance Program

Cost Summary Graph

Grouped by Energy Type

Energy Type	Use	Units	Meter Cost	Special Charges	Total Cost	Avg Unit Cost	% of Total Cost
Site: HART ELEMENTARY SCHO - HART ELEMENTARY SCHO							
Electricity	25,748	KWH	\$3,108.13	\$0.00	\$3,108.13	0.1207	73.67%
Natural Gas	250	CCF	\$150.91	\$0.00	\$150.91	0.6036	3.58%
Water	274	CCF	\$612.54	\$0.00	\$612.54	2.2355	14.52%
Sewer	149	CCF	\$347.34	\$0.00	\$347.34	2.3311	8.23%
Total Cost:			\$4,218.92	\$0.00	\$4,218.92		



Filters: Cost Center Name Not Equal To DoNotReport; Billing Period Equal To 201210All Meter CodesAll Group Names

elpaso

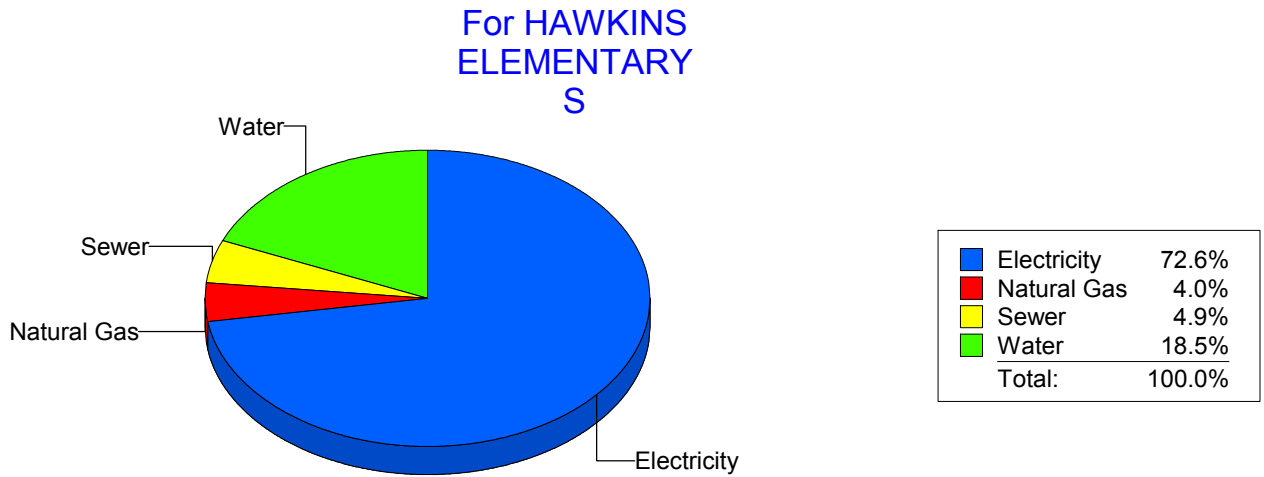
Energy CAP

Cost Avoidance Program

Cost Summary Graph

Grouped by Energy Type

Energy Type	Use	Units	Meter Cost	Special Charges	Total Cost	Avg Unit Cost	% of Total Cost
Site: HAWKINS ELEMENTARY S - HAWKINS ELEMENTARY S							
Electricity	25,950	KWH	\$2,988.73	\$0.00	\$2,988.73	0.1152	72.60%
Natural Gas	281	CCF	\$165.88	\$0.00	\$165.88	0.5903	4.03%
Water	199	CCF	\$760.58	\$0.00	\$760.58	3.8220	18.48%
Sewer	56	CCF	\$201.58	\$0.00	\$201.58	3.5996	4.90%
Total Cost:			\$4,116.77	\$0.00	\$4,116.77		



Filters: Cost Center Name Not Equal To DoNotReport; Billing Period Equal To 201210All Meter CodesAll Group Names

elpaso

Energy CAP

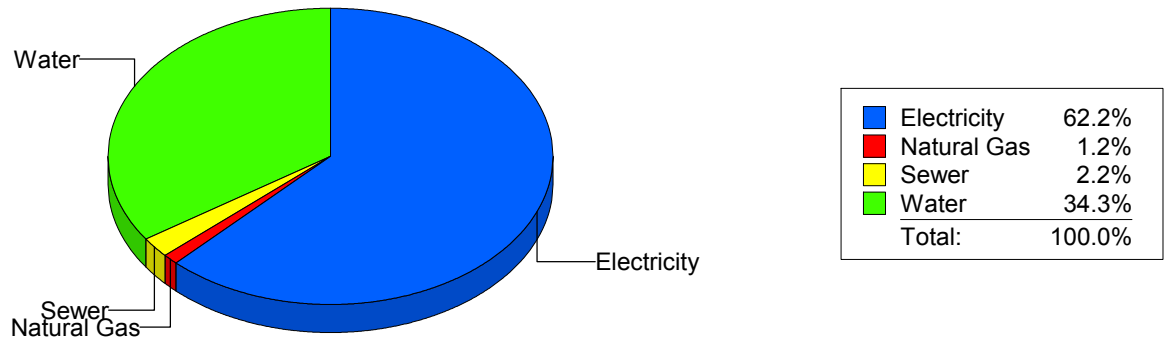
Cost Avoidance Program

Cost Summary Graph

Grouped by Energy Type

Energy Type	Use	Units	Meter Cost	Special Charges	Total Cost	Avg Unit Cost	% of Total Cost
Site: HENDERSON MIDDLE SCH - HENDERSON MIDDLE SCH							
Electricity	55,706	KWH	\$6,575.38	\$0.00	\$6,575.38	0.1180	62.20%
Natural Gas	210	CCF	\$131.58	\$0.00	\$131.58	0.6266	1.24%
Water	1,042	CCF	\$3,628.86	\$0.00	\$3,628.86	3.4826	34.33%
Sewer	131	CCF	\$235.72	\$0.00	\$235.72	1.7994	2.23%
Total Cost:			\$10,571.54	\$0.00	\$10,571.54		

For
HENDERSON
MIDDLE SCH



Filters: Cost Center Name Not Equal To DoNotReport; Billing Period Equal To 201210All Meter CodesAll Group Names

el paso

Energy CAP

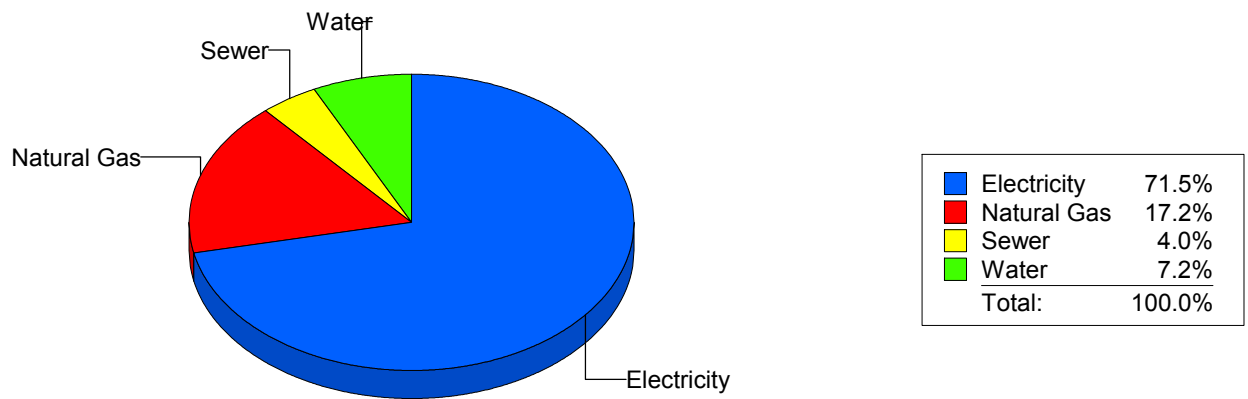
Cost Avoidance Program

Cost Summary Graph

Grouped by Energy Type

Energy Type	Use	Units	Meter Cost	Special Charges	Total Cost	Avg Unit Cost	% of Total Cost
Site: HERCULES COTTAGES - HERCULES COTTAGES							
Electricity	4,616	KWH	\$875.92	\$0.00	\$875.92	0.1898	71.54%
Natural Gas	4	CCF	\$210.57	\$0.00	\$210.57	52.6425	17.20%
Water	29	CCF	\$88.33	\$0.00	\$88.33	3.0459	7.21%
Sewer	14	CCF	\$49.57	\$0.00	\$49.57	3.5407	4.05%
Total Cost:			\$1,224.39	\$0.00	\$1,224.39		

For HERCULES COTTAGES



Filters: Cost Center Name Not Equal To DoNotReport; Billing Period Equal To 201210All Meter CodesAll Group Names

elpaso

Energy CAP

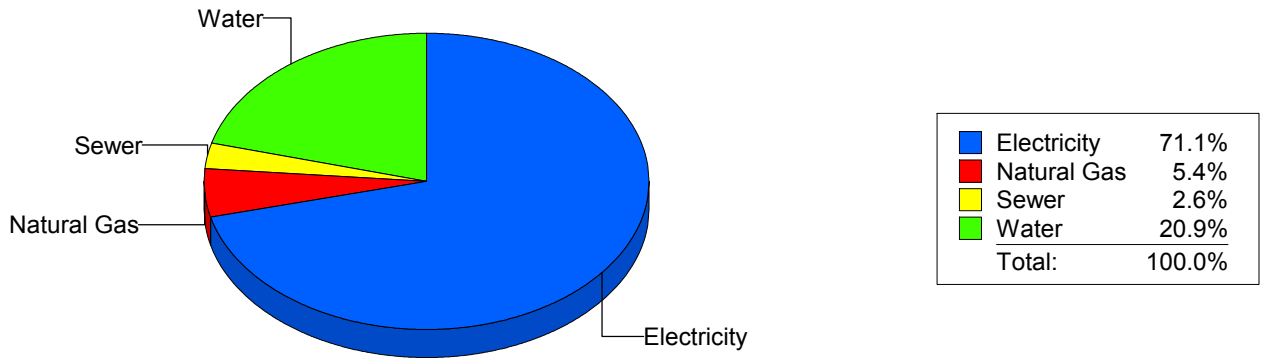
Cost Avoidance Program

Cost Summary Graph

Grouped by Energy Type

Energy Type	Use	Units	Meter Cost	Special Charges	Total Cost	Avg Unit Cost	% of Total Cost
Site: HERRERA - HERRERA ELEMENTARY							
Electricity	75,000	KWH	\$8,223.11	\$0.00	\$8,223.11	0.1096	71.13%
Natural Gas	1,260	CCF	\$623.13	\$0.00	\$623.13	0.4945	5.39%
Water	665	CCF	\$2,411.67	\$0.00	\$2,411.67	3.6266	20.86%
Sewer	65	CCF	\$303.46	\$0.00	\$303.46	4.6686	2.62%
Total Cost:			\$11,561.37	\$0.00	\$11,561.37		

For HERRERA ELEMENTARY



Filters: Cost Center Name Not Equal To DoNotReport; Billing Period Equal To 201210All Meter CodesAll Group Names

elpaso

Energy CAP

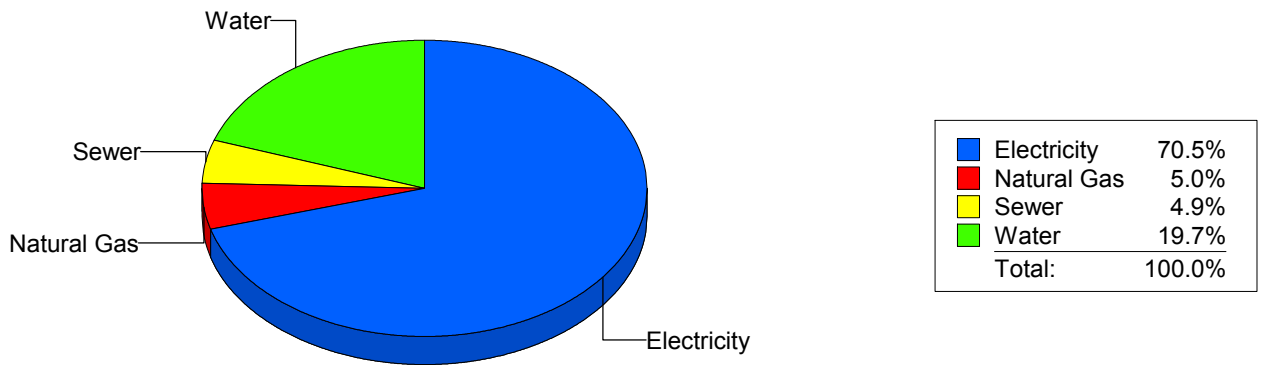
Cost Avoidance Program

Cost Summary Graph

Grouped by Energy Type

Energy Type	Use	Units	Meter Cost	Special Charges	Total Cost	Avg Unit Cost	% of Total Cost
Site: HILLSIDE ELEMENTARY - HILLSIDE ELEMENTARY							
Electricity	38,131	KWH	\$5,210.79	\$0.00	\$5,210.79	0.1367	70.47%
Natural Gas	464	CCF	\$367.42	\$0.00	\$367.42	0.7919	4.97%
Water	430	CCF	\$1,457.52	\$0.00	\$1,457.52	3.3896	19.71%
Sewer	117	CCF	\$359.12	\$0.00	\$359.12	3.0694	4.86%
Total Cost:			\$7,394.85	\$0.00	\$7,394.85		

For HILLSIDE ELEMENTARY



Filters: Cost Center Name Not Equal To DoNotReport; Billing Period Equal To 201210All Meter CodesAll Group Names

elpaso

Energy CAP

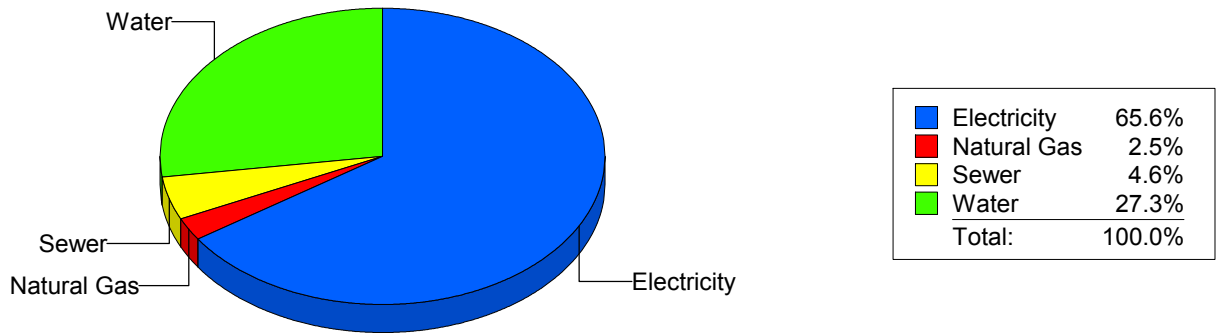
Cost Avoidance Program

Cost Summary Graph

Grouped by Energy Type

Energy Type	Use	Units	Meter Cost	Special Charges	Total Cost	Avg Unit Cost	% of Total Cost
Site: HOUSTON INTERMEDIATE - HOUSTON INTERMEDIATE							
Electricity	40,485	KWH	\$4,436.10	\$0.00	\$4,436.10	0.1096	65.60%
Natural Gas	118	CCF	\$168.71	\$0.00	\$168.71	1.4297	2.49%
Water	439	CCF	\$1,847.41	\$0.00	\$1,847.41	4.2082	27.32%
Sewer	72	CCF	\$310.58	\$0.00	\$310.58	4.3136	4.59%
Total Cost:			\$6,762.80	\$0.00	\$6,762.80		

For HOUSTON INTERMEDIATE



Filters: Cost Center Name Not Equal To DoNotReport; Billing Period Equal To 201210All Meter CodesAll Group Names

elpaso

Energy CAP

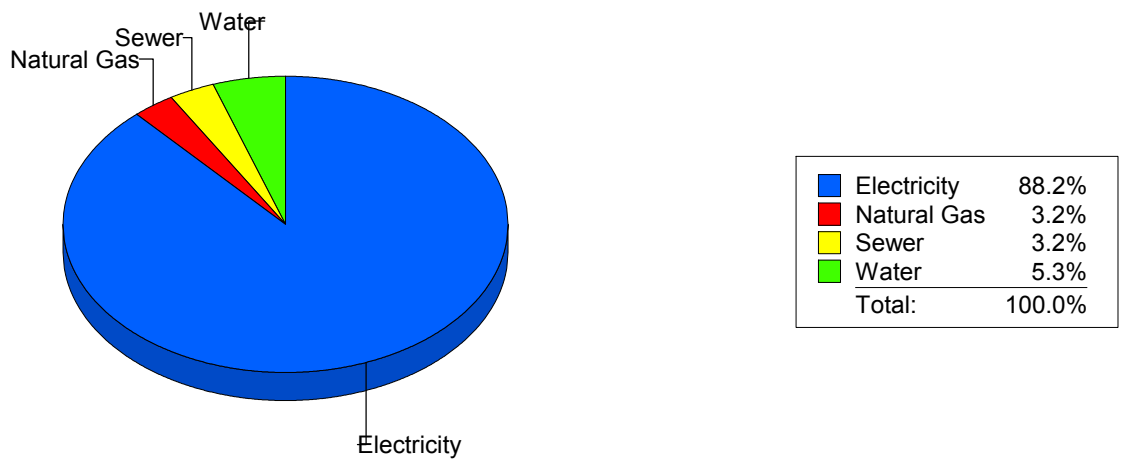
Cost Avoidance Program

Cost Summary Graph

Grouped by Energy Type

Energy Type	Use	Units	Meter Cost	Special Charges	Total Cost	Avg Unit Cost	% of Total Cost
Site: MOYE - HR MOYE							
Electricity	73,200	KWH	\$9,451.57	\$0.00	\$9,451.57	0.1291	88.22%
Natural Gas	662	CCF	\$346.55	\$0.00	\$346.55	0.5235	3.23%
Water	173	CCF	\$571.21	\$0.00	\$571.21	3.3018	5.33%
Sewer	96	CCF	\$344.07	\$0.00	\$344.07	3.5841	3.21%
Total Cost:			\$10,713.40	\$0.00	\$10,713.40		

For HR MOYE



Filters: Cost Center Name Not Equal To DoNotReport; Billing Period Equal To 201210All Meter CodesAll Group Names

elpaso

Energy CAP

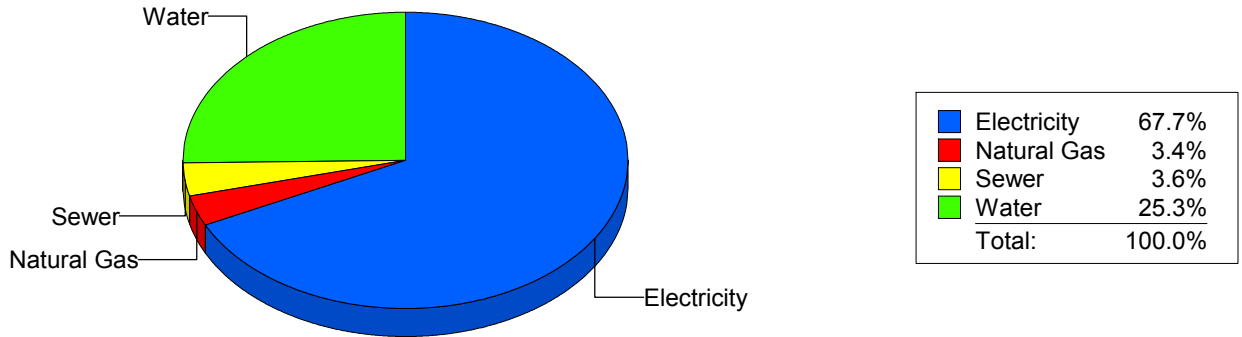
Cost Avoidance Program

Cost Summary Graph

Grouped by Energy Type

Energy Type	Use	Units	Meter Cost	Special Charges	Total Cost	Avg Unit Cost	% of Total Cost
Site: HUGHEY ELEMENTARY SC - HUGHEY ELEMENTARY SC							
Electricity	26,407	KWH	\$4,089.29	\$0.00	\$4,089.29	0.1549	67.70%
Natural Gas	271	CCF	\$202.88	\$0.00	\$202.88	0.7486	3.36%
Water	365	CCF	\$1,529.38	\$0.00	\$1,529.38	4.1901	25.32%
Sewer	69	CCF	\$218.61	\$0.00	\$218.61	3.1683	3.62%
Total Cost:			\$6,040.16	\$0.00	\$6,040.16		

For HUGHEY ELEMENTARY SC



Filters: Cost Center Name Not Equal To DoNotReport; Billing Period Equal To 201210All Meter CodesAll Group Names

el Paso

Energy CAP

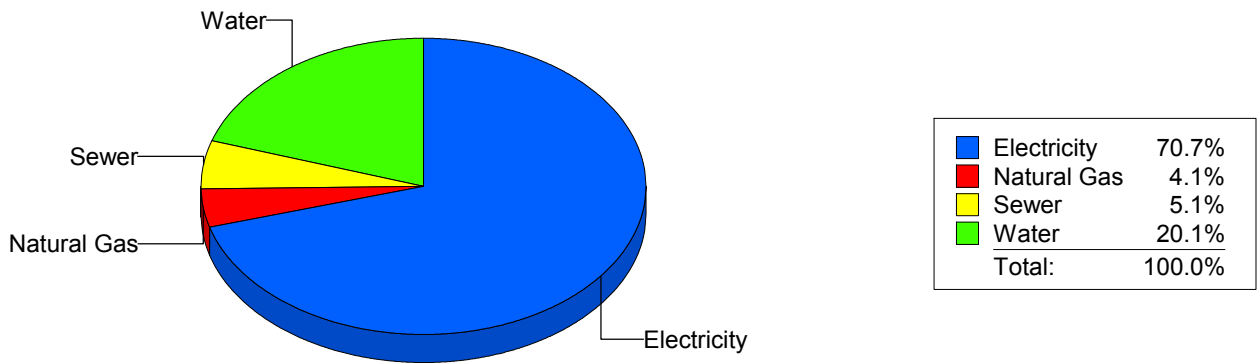
Cost Avoidance Program

Cost Summary Graph

Grouped by Energy Type

Energy Type	Use	Units	Meter Cost	Special Charges	Total Cost	Avg Unit Cost	% of Total Cost
Site: IRVIN HIGH SCHOOL - IRVIN HIGH SCHOOL							
Electricity	138,171	KWH	\$15,777.60	\$0.00	\$15,777.60	0.1142	70.69%
Natural Gas	1,803	CCF	\$916.08	\$0.00	\$916.08	0.5081	4.10%
Water	1,973	CCF	\$4,489.78	\$0.00	\$4,489.78	2.2756	20.11%
Sewer	760	CCF	\$1,137.34	\$0.00	\$1,137.34	1.4965	5.10%
Total Cost:			\$22,320.80	\$0.00	\$22,320.80		

For IRVIN HIGH SCHOOL



Filters: Cost Center Name Not Equal To DoNotReport; Billing Period Equal To 201210All Meter CodesAll Group Names

el Paso

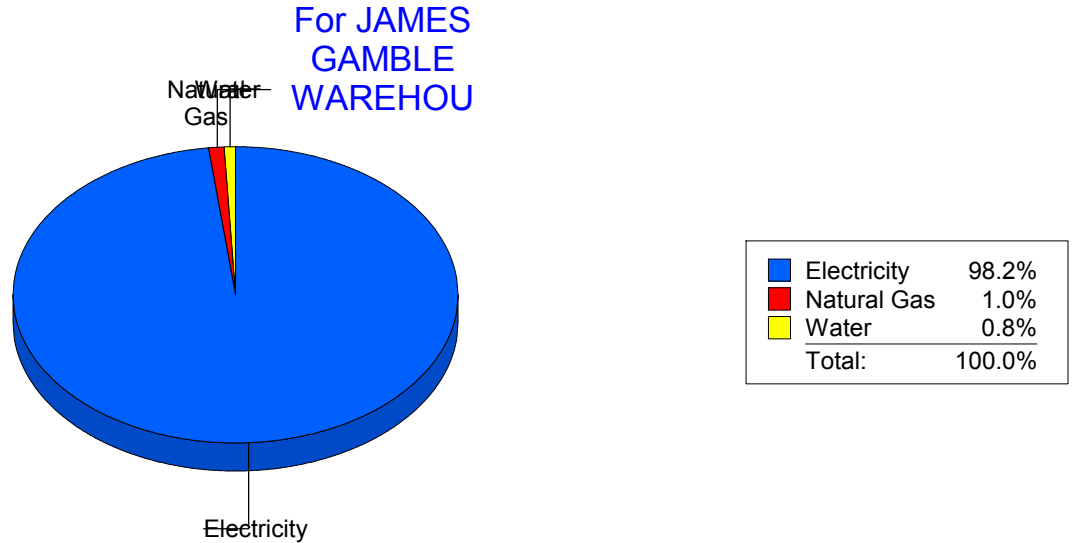
Energy CAP

Cost Avoidance Program

Cost Summary Graph

Grouped by Energy Type

Energy Type	Use	Units	Meter Cost	Special Charges	Total Cost	Avg Unit Cost	% of Total Cost
Site: JAMES GAMBLE WAREHOU - JAMES GAMBLE WAREHOU							
Electricity	33,700	KWH	\$4,457.96	\$0.00	\$4,457.96	0.1323	98.17%
Natural Gas	11	CCF	\$45.82	\$0.00	\$45.82	4.1655	1.01%
Water	0	CCF	\$37.45	\$0.00	\$37.45	0.0000	0.82%
Total Cost:			\$4,541.23	\$0.00	\$4,541.23		



Filters: Cost Center Name Not Equal To DoNotReport; Billing Period Equal To 201210All Meter CodesAll Group Names

elpaso

Energy CAP

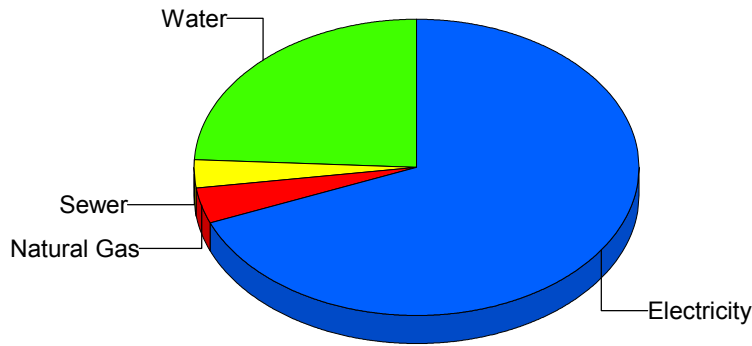
Cost Avoidance Program

Cost Summary Graph

Grouped by Energy Type

Energy Type	Use	Units	Meter Cost	Special Charges	Total Cost	Avg Unit Cost	% of Total Cost
Site: JEFFERSON HIGH SCHOO - JEFFERSON HIGH SCHOO							
Electricity	124,700	KWH	\$15,162.54	\$0.00	\$15,162.54	0.1216	68.91%
Natural Gas	1,217	CCF	\$865.81	\$0.00	\$865.81	0.7114	3.93%
Water	1,563	CCF	\$5,339.56	\$0.00	\$5,339.56	3.4162	24.27%
Sewer	215	CCF	\$636.55	\$0.00	\$636.55	2.9607	2.89%
Total Cost:			\$22,004.46	\$0.00	\$22,004.46		

For
JEFFERSON
HIGH SCHOOL



Electricity	68.9%
Natural Gas	3.9%
Sewer	2.9%
Water	24.3%
Total:	100.0%

Filters: Cost Center Name Not Equal To DoNotReport; Billing Period Equal To 201210All Meter CodesAll Group Names

elpaso

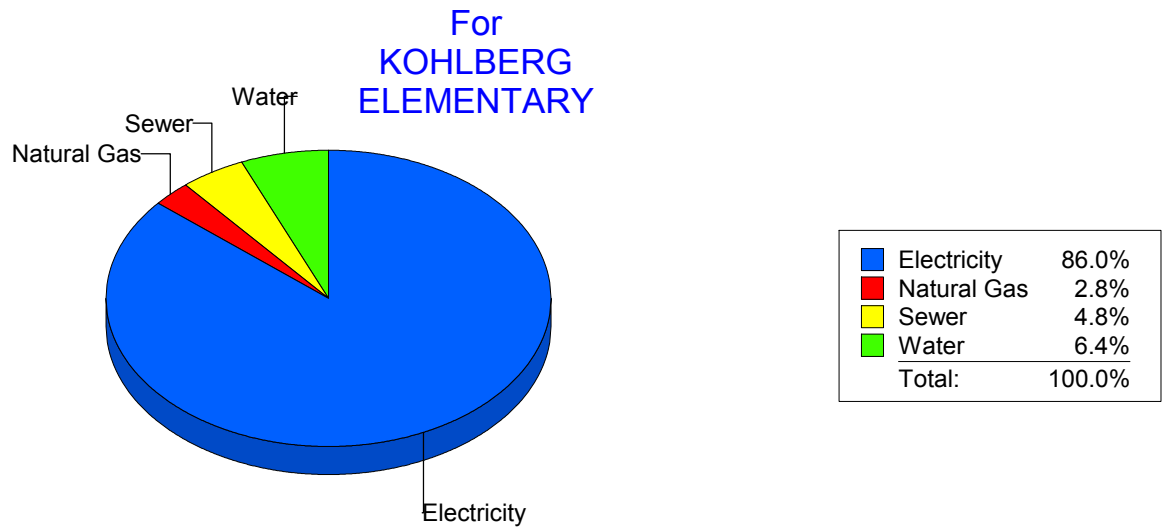
Energy CAP

Cost Avoidance Program

Cost Summary Graph

Grouped by Energy Type

Energy Type	Use	Units	Meter Cost	Special Charges	Total Cost	Avg Unit Cost	% of Total Cost
Site: KOHLBERG ELEMENTARY - KOHLBERG ELEMENTARY							
Electricity	52,820	KWH	\$6,306.16	\$0.00	\$6,306.16	0.1194	85.99%
Natural Gas	286	CCF	\$205.43	\$0.00	\$205.43	0.7183	2.80%
Water	141	CCF	\$469.61	\$0.00	\$469.61	3.3306	6.40%
Sewer	128	CCF	\$352.52	\$0.00	\$352.52	2.7541	4.81%
Total Cost:			\$7,333.72	\$0.00	\$7,333.72		



Filters: Cost Center Name Not Equal To DoNotReport; Billing Period Equal To 201210All Meter CodesAll Group Names

elpaso

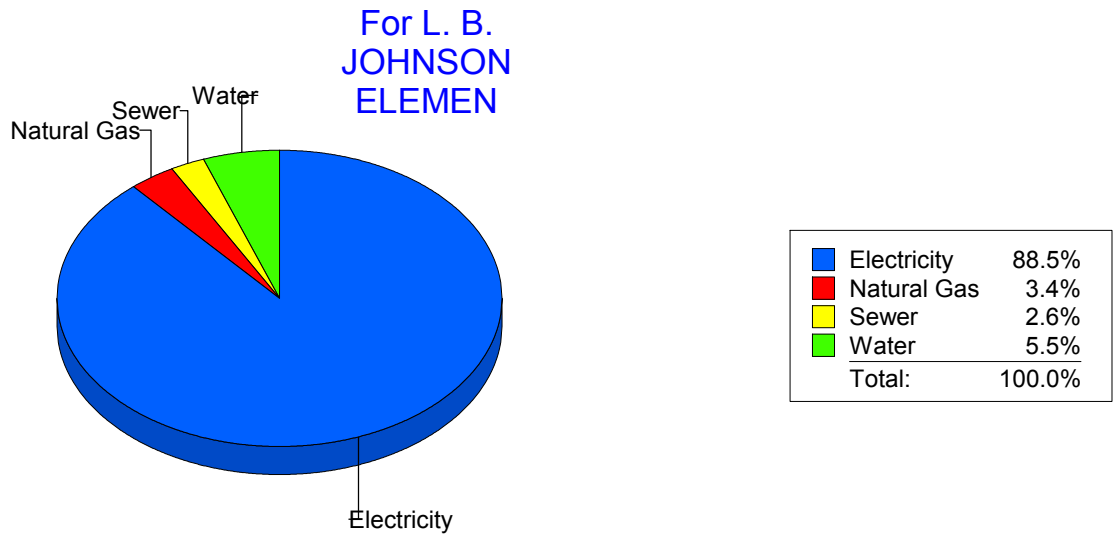
Energy CAP

Cost Avoidance Program

Cost Summary Graph

Grouped by Energy Type

Energy Type	Use	Units	Meter Cost	Special Charges	Total Cost	Avg Unit Cost	% of Total Cost
Site: L. B. JOHNSON ELEMEN - L. B. JOHNSON ELEMEN							
Electricity	67,650	KWH	\$8,291.69	\$0.00	\$8,291.69	0.1226	88.47%
Natural Gas	517	CCF	\$321.31	\$0.00	\$321.31	0.6215	3.43%
Water	207	CCF	\$510.97	\$0.00	\$510.97	2.4685	5.45%
Sewer	81	CCF	\$247.85	\$0.00	\$247.85	3.0599	2.64%
Total Cost:			\$9,371.82	\$0.00	\$9,371.82		



Filters: Cost Center Name Not Equal To DoNotReport; Billing Period Equal To 201210All Meter CodesAll Group Names

elpaso

Energy CAP

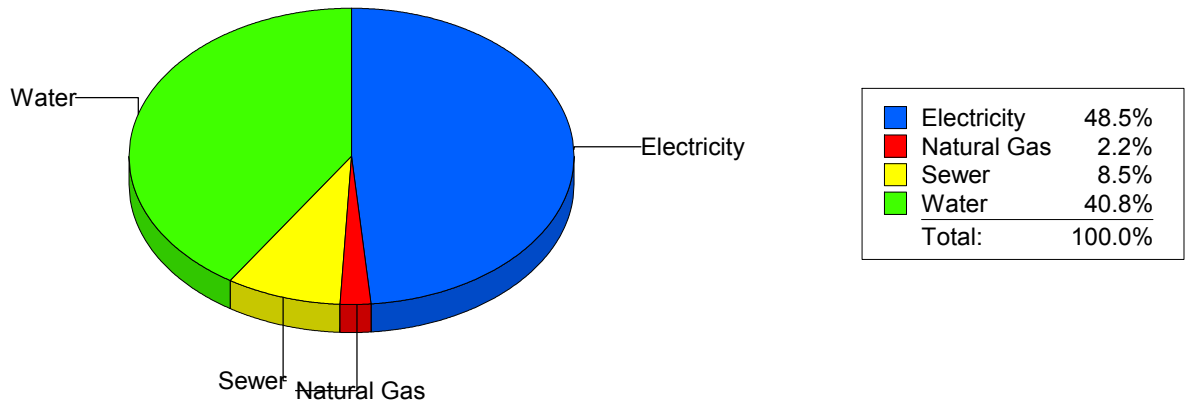
Cost Avoidance Program

Cost Summary Graph

Grouped by Energy Type

Energy Type	Use	Units	Meter Cost	Special Charges	Total Cost	Avg Unit Cost	% of Total Cost
Site: LAMAR ELEMENTARY SCH - LAMAR ELEMENTARY SCH							
Electricity	34,800	KWH	\$4,167.46	\$0.00	\$4,167.46	0.1198	48.51%
Natural Gas	161	CCF	\$191.57	\$0.00	\$191.57	1.1899	2.23%
Water	1,077	CCF	\$3,503.71	\$0.00	\$3,503.71	3.2532	40.78%
Sewer	291	CCF	\$728.80	\$0.00	\$728.80	2.5045	8.48%
Total Cost:			\$8,591.54	\$0.00	\$8,591.54		

For LAMAR
ELEMENTARY
SCH



Filters: Cost Center Name Not Equal To DoNotReport; Billing Period Equal To 201210All Meter CodesAll Group Names

elpaso

Energy CAP

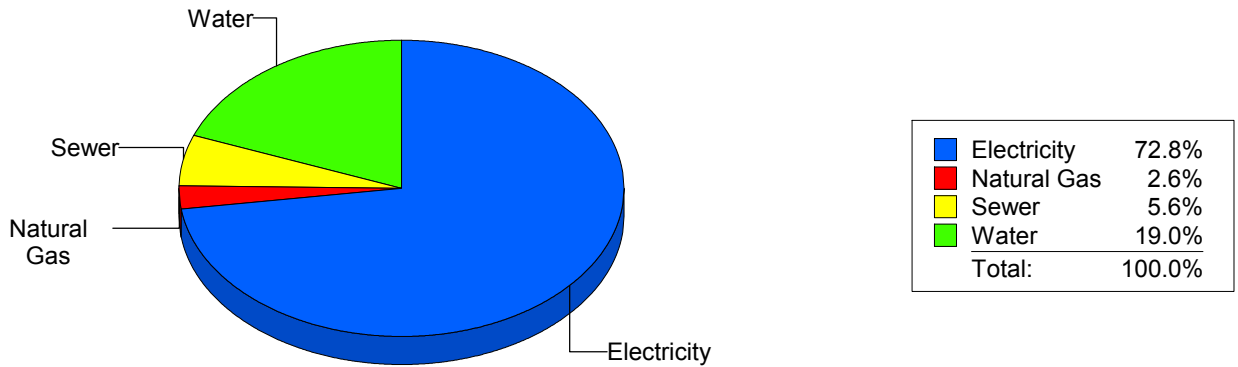
Cost Avoidance Program

Cost Summary Graph

Grouped by Energy Type

Energy Type	Use	Units	Meter Cost	Special Charges	Total Cost	Avg Unit Cost	% of Total Cost
Site: LEE ELEMENTARY - LEE ELEMENTARY							
Electricity	38,020	KWH	\$5,209.26	\$0.00	\$5,209.26	0.1370	72.81%
Natural Gas	318	CCF	\$183.74	\$0.00	\$183.74	0.5778	2.57%
Water	441	CCF	\$1,361.40	\$0.00	\$1,361.40	3.0871	19.03%
Sewer	100	CCF	\$400.27	\$0.00	\$400.27	4.0027	5.59%
Total Cost:			\$7,154.67	\$0.00	\$7,154.67		

For LEE ELEMENTARY



Filters: Cost Center Name Not Equal To DoNotReport; Billing Period Equal To 201210All Meter CodesAll Group Names

elpaso

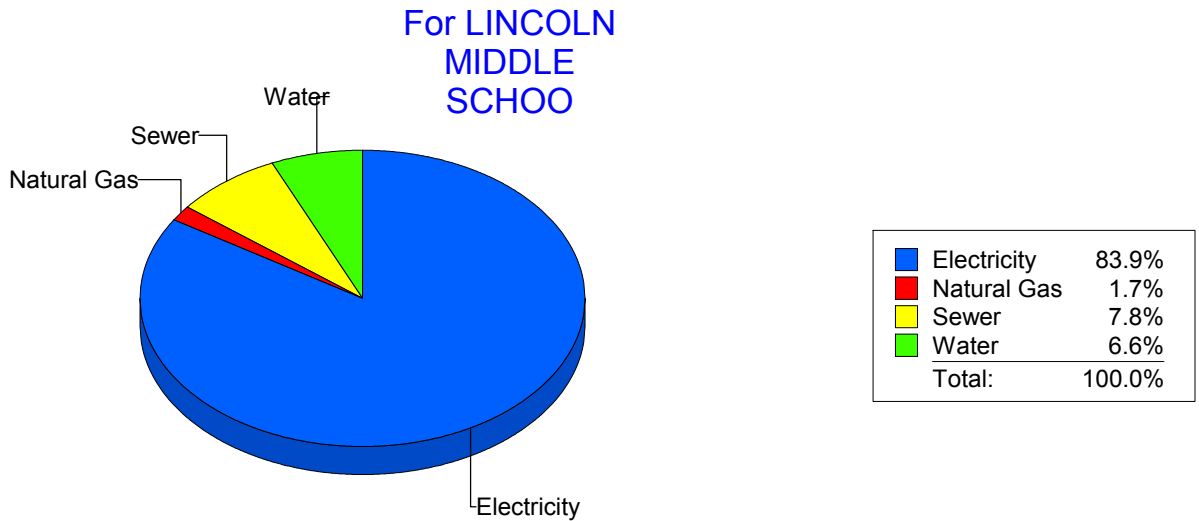
Energy CAP

Cost Avoidance Program

Cost Summary Graph

Grouped by Energy Type

Energy Type	Use	Units	Meter Cost	Special Charges	Total Cost	Avg Unit Cost	% of Total Cost
Site: LINCOLN MIDDLE SCHOO - LINCOLN MIDDLE SCHOO							
Electricity	115,250	KWH	\$15,136.96	\$0.00	\$15,136.96	0.1313	83.92%
Natural Gas	580	CCF	\$308.62	\$0.00	\$308.62	0.5321	1.71%
Water	712	CCF	\$1,189.82	\$0.00	\$1,189.82	1.6711	6.60%
Sewer	962	CCF	\$1,401.96	\$0.00	\$1,401.96	1.4573	7.77%
Total Cost:			\$18,037.36	\$0.00	\$18,037.36		



Filters: Cost Center Name Not Equal To DoNotReport; Billing Period Equal To 201210All Meter CodesAll Group Names

elpaso

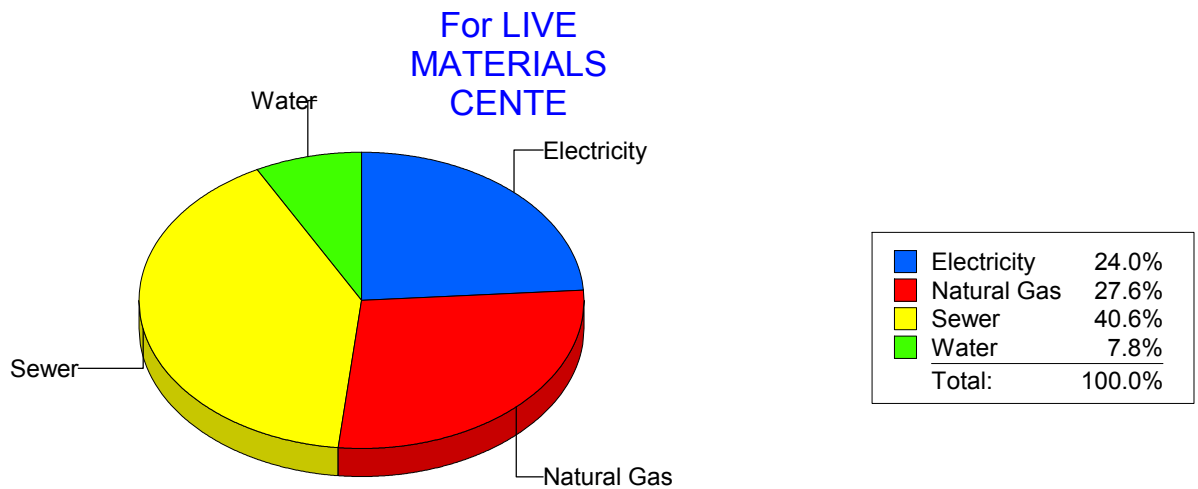
Energy CAP

Cost Avoidance Program

Cost Summary Graph

Grouped by Energy Type

Energy Type	Use	Units	Meter Cost	Special Charges	Total Cost	Avg Unit Cost	% of Total Cost
Site: LIVE MATERIALS CENTE - LIVE MATERIALS CENTE							
Electricity		326 KWH	\$72.53	\$0.00	\$72.53	0.2225	23.96%
Natural Gas		0 CCF	\$83.64	\$0.00	\$83.64	0.0000	27.63%
Water		1 CCF	\$23.53	\$0.00	\$23.53	23.5300	7.77%
Sewer		78 CCF	\$123.00	\$0.00	\$123.00	1.5769	40.63%
Total Cost:			\$302.70	\$0.00	\$302.70		



Filters: Cost Center Name Not Equal To DoNotReport; Billing Period Equal To 201210All Meter CodesAll Group Names

elpaso

Energy CAP

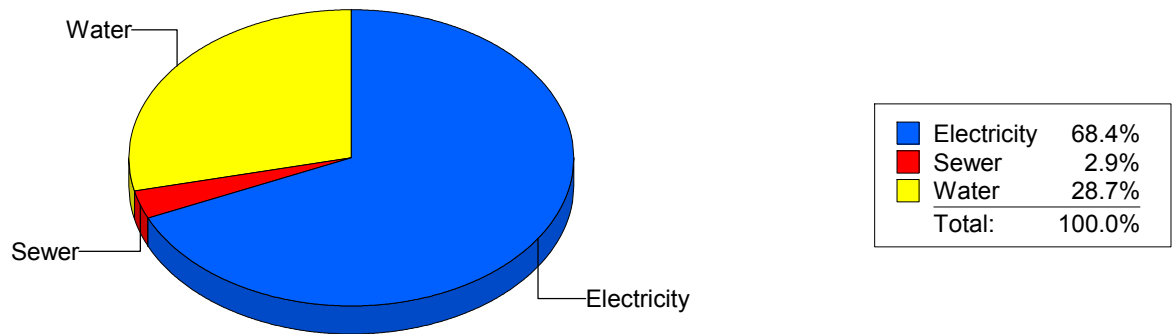
Cost Avoidance Program

Cost Summary Graph

Grouped by Energy Type

Energy Type	Use	Units	Meter Cost	Special Charges	Total Cost	Avg Unit Cost	% of Total Cost
Site: LOGAN ELEMENTARY - LOGAN ELEMENTARY							
Electricity	29,880	KWH	\$4,049.50	\$0.00	\$4,049.50	0.1355	68.38%
Water	452	CCF	\$1,697.99	\$0.00	\$1,697.99	3.7566	28.67%
Sewer	84	CCF	\$174.15	\$0.00	\$174.15	2.0732	2.94%
Total Cost:			\$5,921.64	\$0.00	\$5,921.64		

For LOGAN ELEMENTARY



Filters: Cost Center Name Not Equal To DoNotReport; Billing Period Equal To 201210All Meter CodesAll Group Names

elpaso

Energy CAP

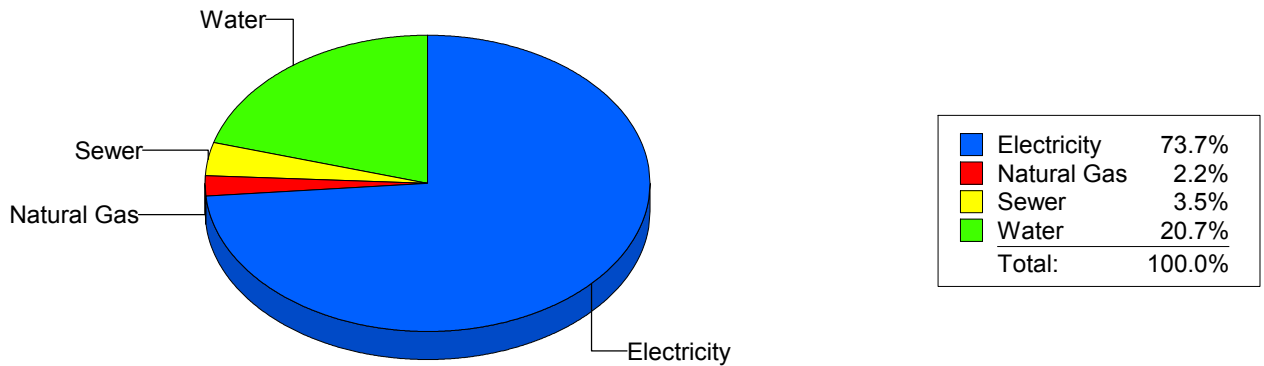
Cost Avoidance Program

Cost Summary Graph

Grouped by Energy Type

Energy Type	Use	Units	Meter Cost	Special Charges	Total Cost	Avg Unit Cost	% of Total Cost
Site: LUNDY - LUNDY							
Electricity	61,400	KWH	\$6,583.19	\$0.00	\$6,583.19	0.1072	73.69%
Natural Gas	274	CCF	\$192.66	\$0.00	\$192.66	0.7031	2.16%
Water	510	CCF	\$1,847.06	\$0.00	\$1,847.06	3.6217	20.67%
Sewer	71	CCF	\$311.32	\$0.00	\$311.32	4.3848	3.48%
Total Cost:			\$8,934.23	\$0.00	\$8,934.23		

For LUNDY



Filters: Cost Center Name Not Equal To DoNotReport; Billing Period Equal To 201210All Meter CodesAll Group Names

elpaso

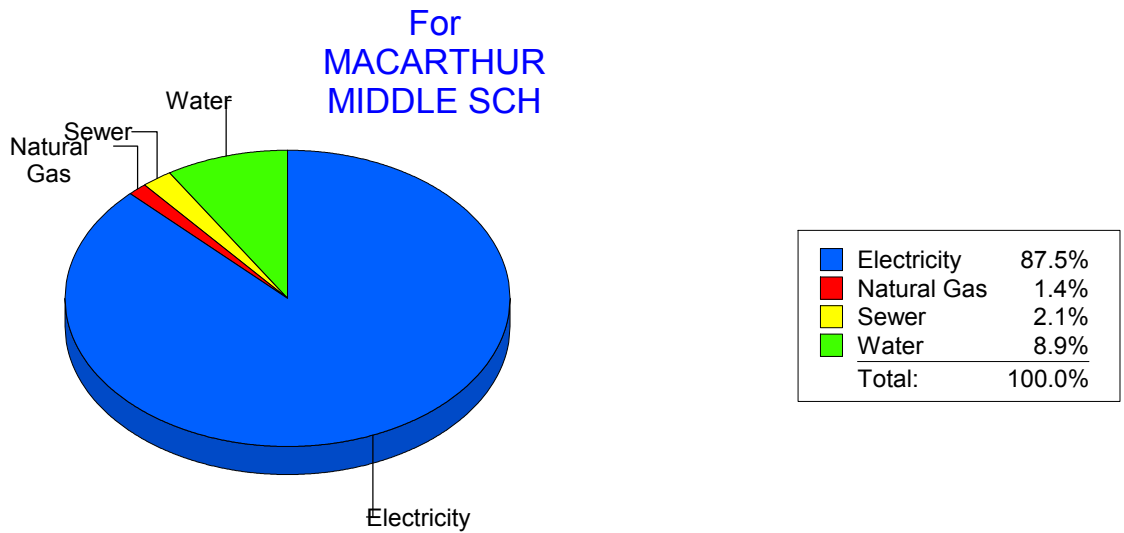
Energy CAP

Cost Avoidance Program

Cost Summary Graph

Grouped by Energy Type

Energy Type	Use	Units	Meter Cost	Special Charges	Total Cost	Avg Unit Cost	% of Total Cost
Site: MACARTHUR MIDDLE SCH - MACARTHUR MIDDLE SCH							
Electricity	96,520	KWH	\$11,891.15	\$0.00	\$11,891.15	0.1232	87.50%
Natural Gas	345	CCF	\$196.78	\$0.00	\$196.78	0.5704	1.45%
Water	398	CCF	\$1,214.60	\$0.00	\$1,214.60	3.0518	8.94%
Sewer	111	CCF	\$287.15	\$0.00	\$287.15	2.5869	2.11%
Total Cost:			\$13,589.68	\$0.00	\$13,589.68		



Filters: Cost Center Name Not Equal To DoNotReport; Billing Period Equal To 201210All Meter CodesAll Group Names

elpaso

Energy CAP

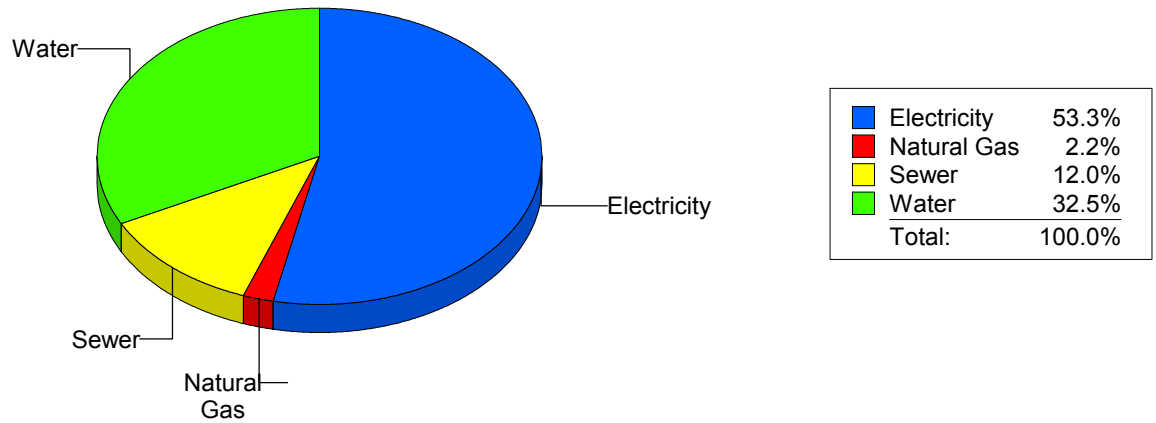
Cost Avoidance Program

Cost Summary Graph

Grouped by Energy Type

Energy Type	Use	Units	Meter Cost	Special Charges	Total Cost	Avg Unit Cost	% of Total Cost
Site: MAGOFFIN MIDDLE SCHO - MAGOFFIN MIDDLE SCHO							
Electricity	15,845	KWH	\$2,081.27	\$0.00	\$2,081.27	0.1314	53.29%
Natural Gas	116	CCF	\$86.37	\$0.00	\$86.37	0.7446	2.21%
Water	487	CCF	\$1,269.11	\$0.00	\$1,269.11	2.6060	32.50%
Sewer	191	CCF	\$468.52	\$0.00	\$468.52	2.4530	12.00%
Total Cost:			\$3,905.27	\$0.00	\$3,905.27		

For MAGOFFIN MIDDLE SCHO



Filters: Cost Center Name Not Equal To DoNotReport; Billing Period Equal To 201210All Meter CodesAll Group Names

elpaso

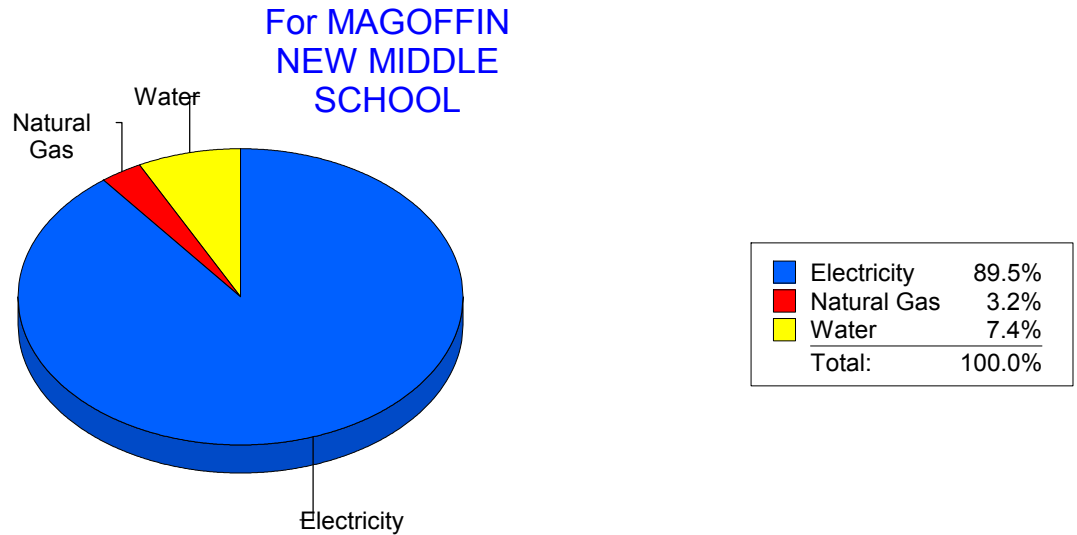
Energy CAP

Cost Avoidance Program

Cost Summary Graph

Grouped by Energy Type

Energy Type	Use	Units	Meter Cost	Special Charges	Total Cost	Avg Unit Cost	% of Total Cost
Site: MAGOFFINMIDDLESCHOOLN047 - MAGOFFIN NEW MIDDLE SCHOOL							
Electricity	144,400	KWH	\$15,241.08	\$0.00	\$15,241.08	0.1055	89.45%
Natural Gas	1,079	CCF	\$539.43	\$0.00	\$539.43	0.4999	3.17%
Water	296	CCF	\$1,257.77	\$0.00	\$1,257.77	4.2492	7.38%
Total Cost:			\$17,038.28	\$0.00	\$17,038.28		



Filters: Cost Center Name Not Equal To DoNotReport; Billing Period Equal To 201210All Meter CodesAll Group Names

elpaso

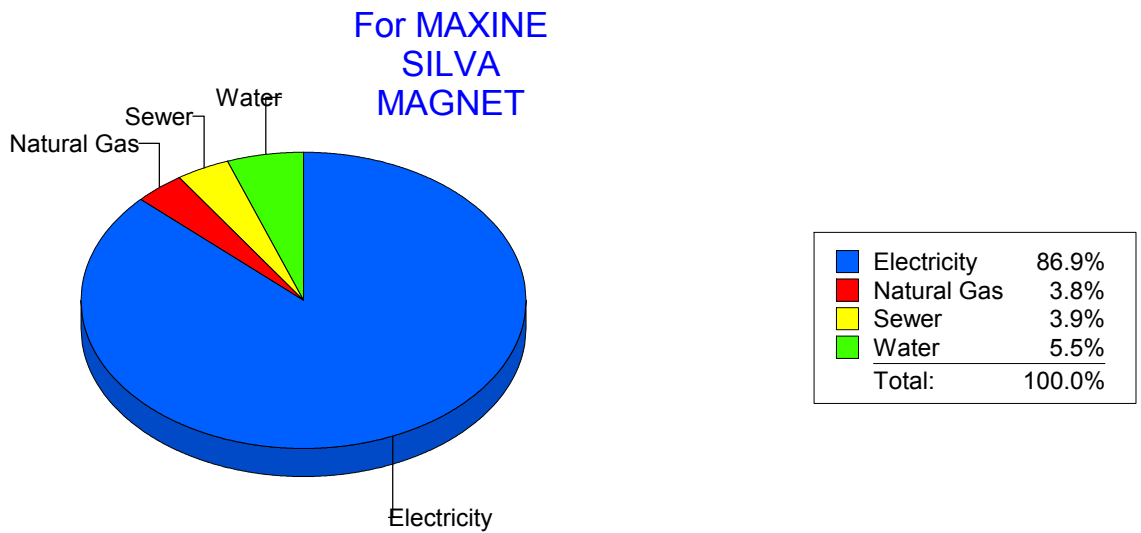
Energy CAP

Cost Avoidance Program

Cost Summary Graph

Grouped by Energy Type

Energy Type	Use	Units	Meter Cost	Special Charges	Total Cost	Avg Unit Cost	% of Total Cost
Site: MAXINE SILVA MAGNET - MAXINE SILVA MAGNET							
Electricity	74,700	KWH	\$8,618.09	\$0.00	\$8,618.09	0.1154	86.89%
Natural Gas	723	CCF	\$374.76	\$0.00	\$374.76	0.5183	3.78%
Water	262	CCF	\$541.80	\$0.00	\$541.80	2.0679	5.46%
Sewer	185	CCF	\$384.09	\$0.00	\$384.09	2.0762	3.87%
Total Cost:			\$9,918.74	\$0.00	\$9,918.74		



Filters: Cost Center Name Not Equal To DoNotReport; Billing Period Equal To 201210All Meter CodesAll Group Names

el Paso

Energy CAP

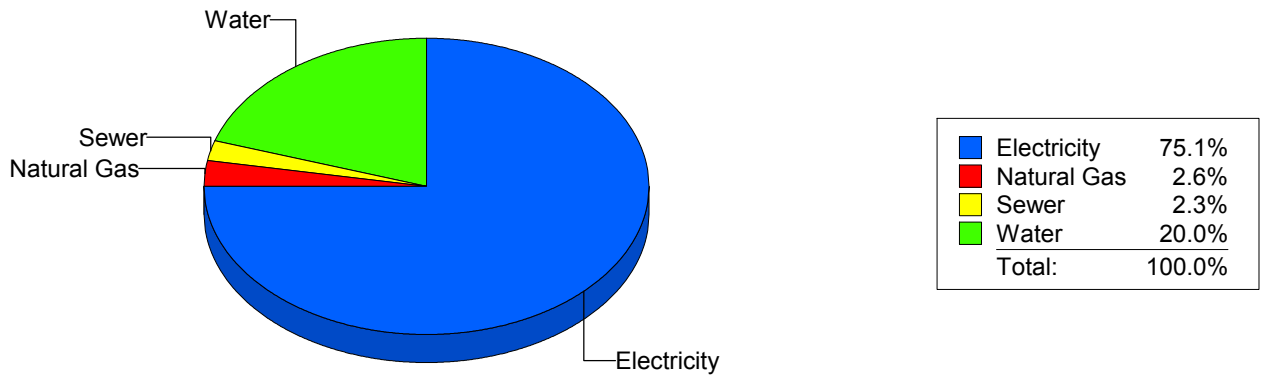
Cost Avoidance Program

Cost Summary Graph

Grouped by Energy Type

Energy Type	Use	Units	Meter Cost	Special Charges	Total Cost	Avg Unit Cost	% of Total Cost
Site: MESITA ELEMENTARY - MESITA ELEMENTARY							
Electricity	96,120	KWH	\$12,130.83	\$0.00	\$12,130.83	0.1262	75.07%
Natural Gas	740	CCF	\$424.43	\$0.00	\$424.43	0.5736	2.63%
Water	769	CCF	\$3,232.19	\$0.00	\$3,232.19	4.2031	20.00%
Sewer	117	CCF	\$371.58	\$0.00	\$371.58	3.1759	2.30%
Total Cost:			\$16,159.03	\$0.00	\$16,159.03		

For MESITA ELEMENTARY



Filters: Cost Center Name Not Equal To DoNotReport; Billing Period Equal To 201210All Meter CodesAll Group Names

el Paso

Energy CAP

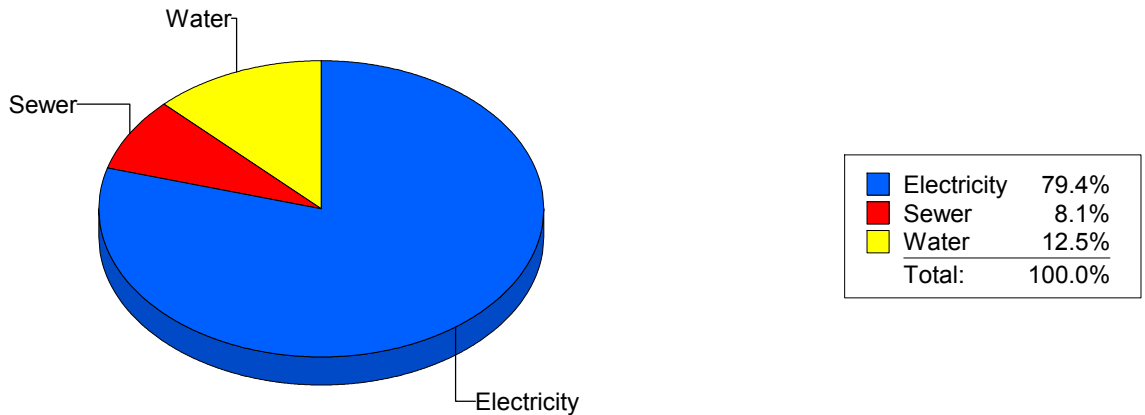
Cost Avoidance Program

Cost Summary Graph

Grouped by Energy Type

Energy Type	Use	Units	Meter Cost	Special Charges	Total Cost	Avg Unit Cost	% of Total Cost
Site: MILAM ELEMENTARY - MILAM ELEMENTARY							
Electricity	21,480	KWH	\$2,563.99	\$0.00	\$2,563.99	0.1194	79.41%
Water	166	CCF	\$402.41	\$0.00	\$402.41	2.4242	12.46%
Sewer	92	CCF	\$262.26	\$0.00	\$262.26	2.8507	8.12%
Total Cost:			\$3,228.66	\$0.00	\$3,228.66		

For MILAM ELEMENTARY



Filters: Cost Center Name Not Equal To DoNotReport; Billing Period Equal To 201210All Meter CodesAll Group Names

el paso

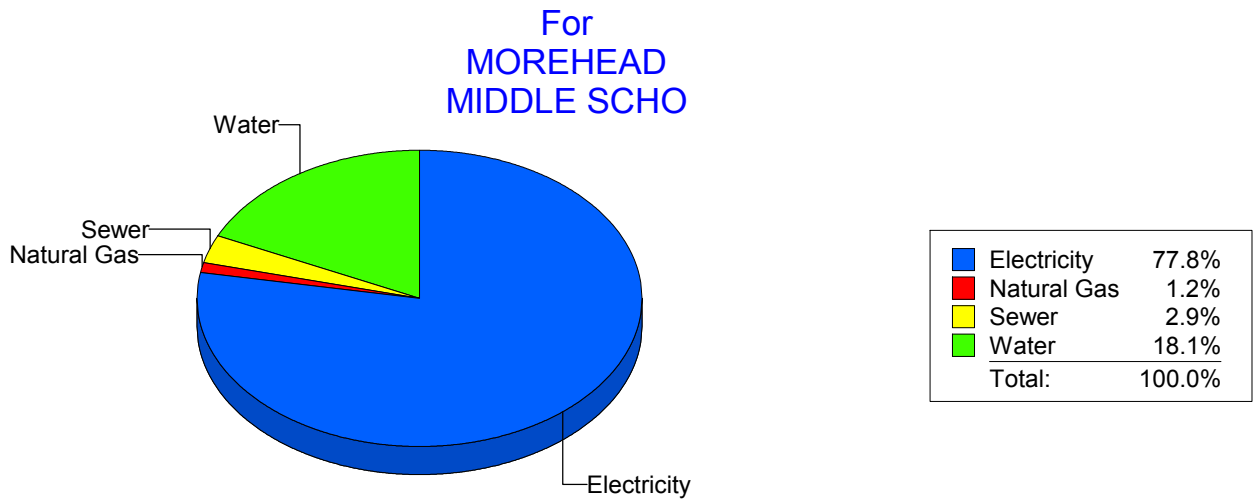
Energy CAP

Cost Avoidance Program

Cost Summary Graph

Grouped by Energy Type

Energy Type	Use	Units	Meter Cost	Special Charges	Total Cost	Avg Unit Cost	% of Total Cost
Site: MOREHEAD MIDDLE SCHO - MOREHEAD MIDDLE SCHO							
Electricity	101,071	KWH	\$12,214.03	\$0.00	\$12,214.03	0.1208	77.82%
Natural Gas	325	CCF	\$187.11	\$0.00	\$187.11	0.5757	1.19%
Water	1,514	CCF	\$2,843.04	\$0.00	\$2,843.04	1.8778	18.11%
Sewer	178	CCF	\$451.49	\$0.00	\$451.49	2.5365	2.88%
Total Cost:			\$15,695.67	\$0.00	\$15,695.67		



Filters: Cost Center Name Not Equal To DoNotReport; Billing Period Equal To 201210All Meter CodesAll Group Names

el Paso

Energy CAP

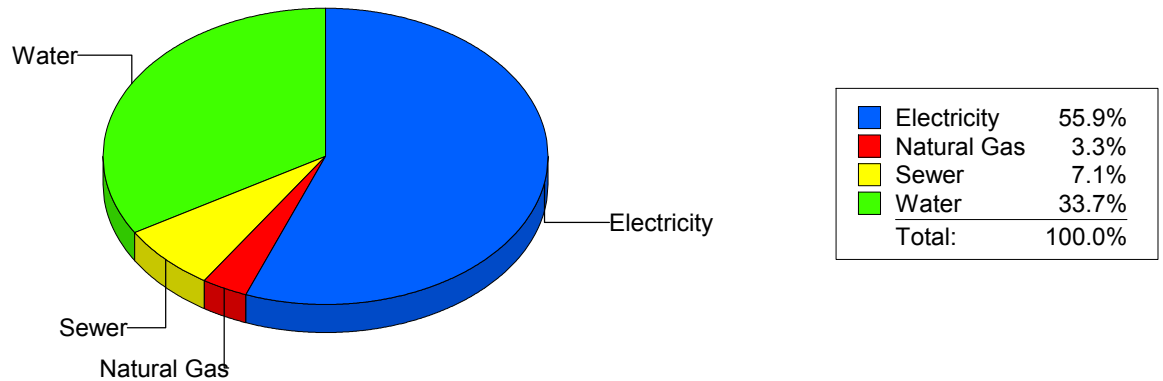
Cost Avoidance Program

Cost Summary Graph

Grouped by Energy Type

Energy Type	Use	Units	Meter Cost	Special Charges	Total Cost	Avg Unit Cost	% of Total Cost
Site: NEWMAN ELEMENTARY - NEWMAN ELEMENTARY							
Electricity	28,789	KWH	\$3,856.05	\$0.00	\$3,856.05	0.1339	55.91%
Natural Gas	235	CCF	\$226.71	\$0.00	\$226.71	0.9647	3.29%
Water	870	CCF	\$2,322.22	\$0.00	\$2,322.22	2.6692	33.67%
Sewer	288	CCF	\$492.35	\$0.00	\$492.35	1.7095	7.14%
Total Cost:			\$6,897.33	\$0.00	\$6,897.33		

For NEWMAN ELEMENTARY



Filters: Cost Center Name Not Equal To DoNotReport; Billing Period Equal To 201210All Meter CodesAll Group Names

el paso

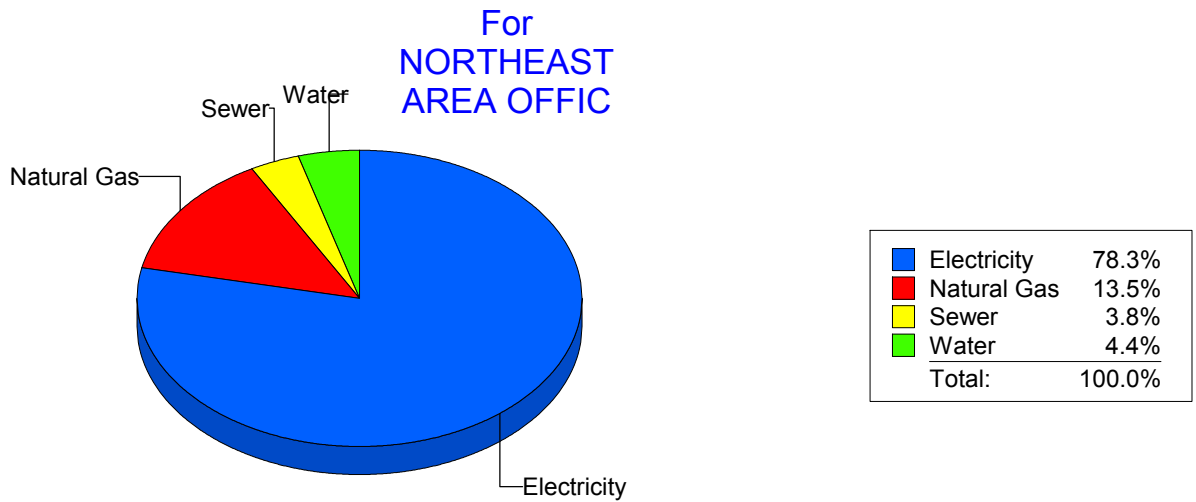
Energy CAP

Cost Avoidance Program

Cost Summary Graph

Grouped by Energy Type

Energy Type	Use	Units	Meter Cost	Special Charges	Total Cost	Avg Unit Cost	% of Total Cost
Site: NORTHEAST AREA OFFIC - NORTHEAST AREA OFFIC							
Electricity	7,480	KWH	\$997.35	\$0.00	\$997.35	0.1333	78.33%
Natural Gas	12	CCF	\$171.69	\$0.00	\$171.69	14.3075	13.48%
Water	8	CCF	\$56.00	\$0.00	\$56.00	7.0000	4.40%
Sewer	5	CCF	\$48.19	\$0.00	\$48.19	9.6380	3.78%
Total Cost:			\$1,273.23	\$0.00	\$1,273.23		



Filters: Cost Center Name Not Equal To DoNotReport; Billing Period Equal To 201210All Meter CodesAll Group Names

el paso

Energy CAP

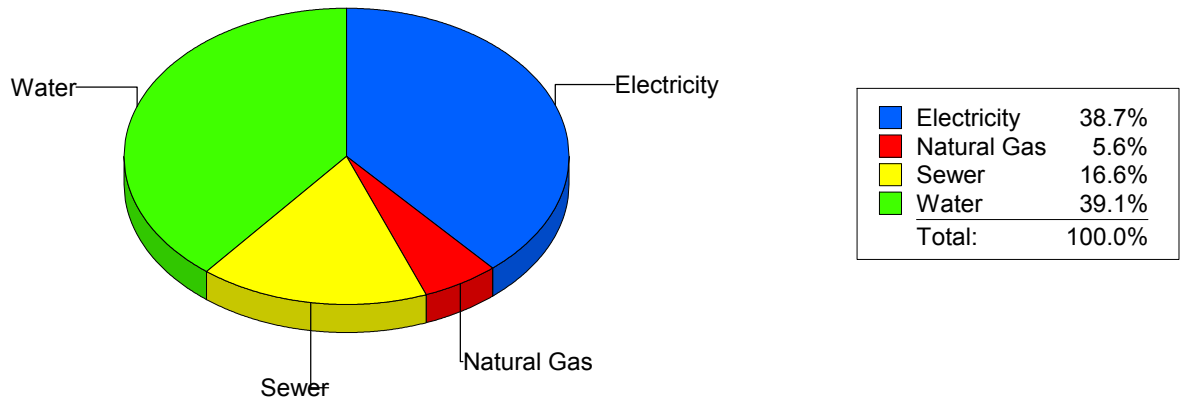
Cost Avoidance Program

Cost Summary Graph

Grouped by Energy Type

Energy Type	Use	Units	Meter Cost	Special Charges	Total Cost	Avg Unit Cost	% of Total Cost
Site: NORTHEAST AREA TRANS - NORTHEAST AREA TRANS							
Electricity	6,438	KWH	\$644.41	\$0.00	\$644.41	0.1001	38.66%
Natural Gas	27	CCF	\$93.53	\$0.00	\$93.53	3.4641	5.61%
Water	158	CCF	\$651.70	\$0.00	\$651.70	4.1247	39.10%
Sewer	45	CCF	\$277.26	\$0.00	\$277.26	6.1613	16.63%
Total Cost:			\$1,666.90	\$0.00	\$1,666.90		

For
NORTHEAST
AREA TRANS



Filters: Cost Center Name Not Equal To DoNotReport; Billing Period Equal To 201210All Meter CodesAll Group Names

el paso

Energy CAP

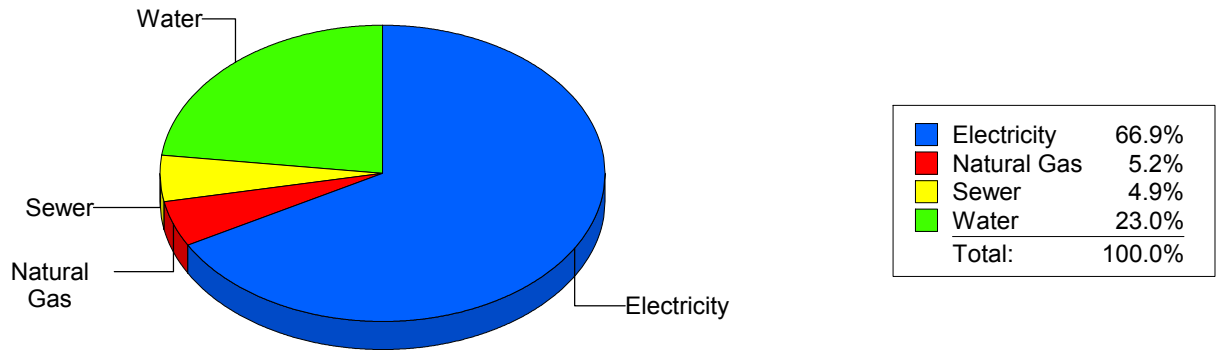
Cost Avoidance Program

Cost Summary Graph

Grouped by Energy Type

Energy Type	Use	Units	Meter Cost	Special Charges	Total Cost	Avg Unit Cost	% of Total Cost
Site: OCCUPATIONAL CTR. - OCCUPATIONAL CTR.							
Electricity		5,700 KWH	\$782.16	\$0.00	\$782.16	0.1372	66.89%
Natural Gas		51 CCF	\$60.50	\$0.00	\$60.50	1.1863	5.17%
Water		46 CCF	\$269.15	\$0.00	\$269.15	5.8511	23.02%
Sewer		5 CCF	\$57.51	\$0.00	\$57.51	11.5020	4.92%
Total Cost:			\$1,169.32	\$0.00	\$1,169.32		

For OCCUPATIONAL CTR.



Filters: Cost Center Name Not Equal To DoNotReport; Billing Period Equal To 201210All Meter CodesAll Group Names

elpaso

Energy CAP

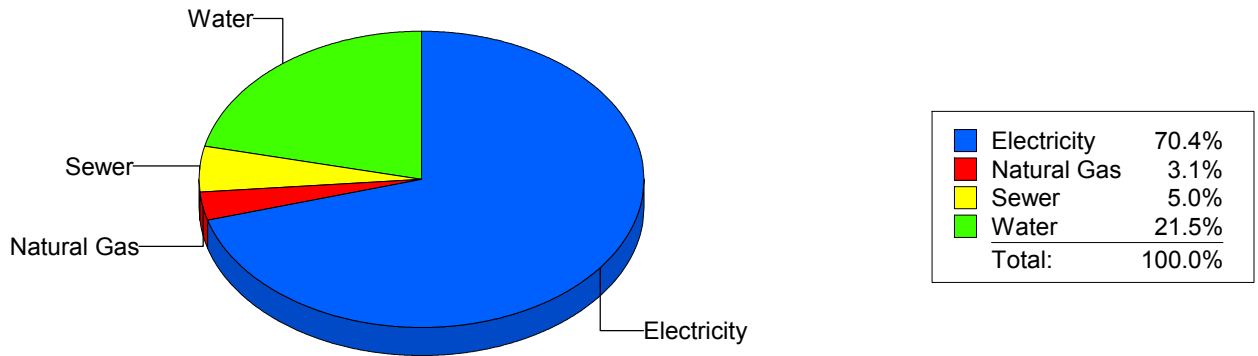
Cost Avoidance Program

Cost Summary Graph

Grouped by Energy Type

Energy Type	Use	Units	Meter Cost	Special Charges	Total Cost	Avg Unit Cost	% of Total Cost
Site: PARK ELEMENTARY - PARK ELEMENTARY							
Electricity	32,140	KWH	\$4,351.49	\$0.00	\$4,351.49	0.1354	70.42%
Natural Gas	260	CCF	\$192.74	\$0.00	\$192.74	0.7413	3.12%
Water	380	CCF	\$1,326.53	\$0.00	\$1,326.53	3.4909	21.47%
Sewer	99	CCF	\$308.87	\$0.00	\$308.87	3.1199	5.00%
Total Cost:			\$6,179.63	\$0.00	\$6,179.63		

For PARK ELEMENTARY



Filters: Cost Center Name Not Equal To DoNotReport; Billing Period Equal To 201210All Meter CodesAll Group Names

elpaso

Energy CAP

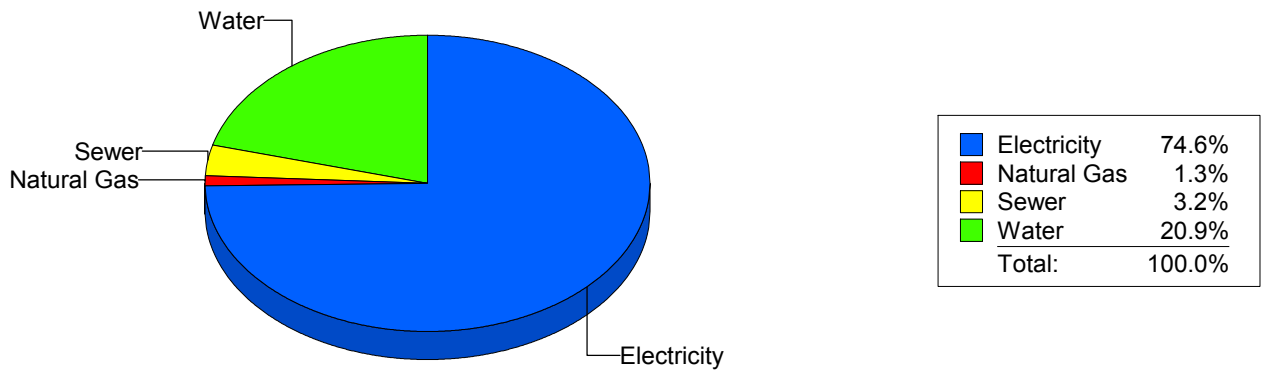
Cost Avoidance Program

Cost Summary Graph

Grouped by Energy Type

Energy Type	Use	Units	Meter Cost	Special Charges	Total Cost	Avg Unit Cost	% of Total Cost
Site: PAUL MORENO - PAUL MORENO							
Electricity	65,400	KWH	\$7,985.58	\$0.00	\$7,985.58	0.1221	74.63%
Natural Gas	140	CCF	\$139.60	\$0.00	\$139.60	0.9971	1.30%
Water	558	CCF	\$2,236.86	\$0.00	\$2,236.86	4.0087	20.90%
Sewer	111	CCF	\$338.11	\$0.00	\$338.11	3.0460	3.16%
Total Cost:			\$10,700.15	\$0.00	\$10,700.15		

For PAUL MORENO



Filters: Cost Center Name Not Equal To DoNotReport; Billing Period Equal To 201210All Meter CodesAll Group Names

elpaso

Energy CAP

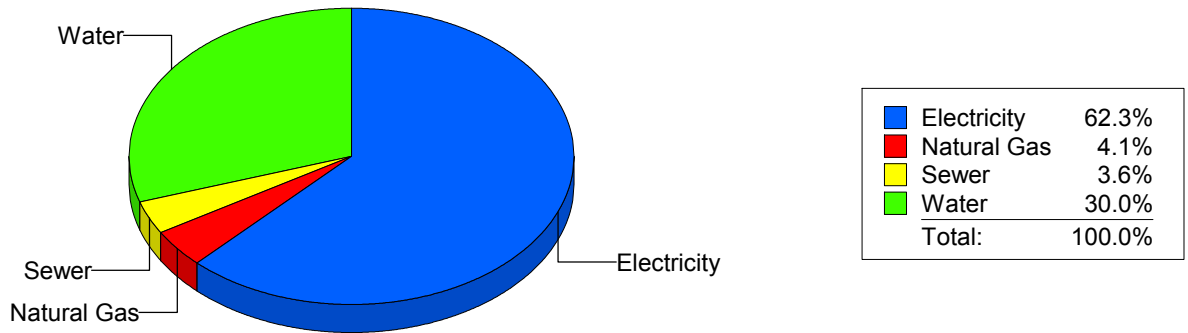
Cost Avoidance Program

Cost Summary Graph

Grouped by Energy Type

Energy Type	Use	Units	Meter Cost	Special Charges	Total Cost	Avg Unit Cost	% of Total Cost
Site: POLK ELEMENTARY - POLK ELEMENTARY							
Electricity	33,280	KWH	\$4,302.22	\$0.00	\$4,302.22	0.1293	62.27%
Natural Gas	439	CCF	\$284.00	\$0.00	\$284.00	0.6469	4.11%
Water	509	CCF	\$2,075.82	\$0.00	\$2,075.82	4.0782	30.05%
Sewer	80	CCF	\$246.54	\$0.00	\$246.54	3.0818	3.57%
Total Cost:			\$6,908.58	\$0.00	\$6,908.58		

For POLK ELEMENTARY



Filters: Cost Center Name Not Equal To DoNotReport; Billing Period Equal To 201210All Meter CodesAll Group Names

elpaso

Energy CAP

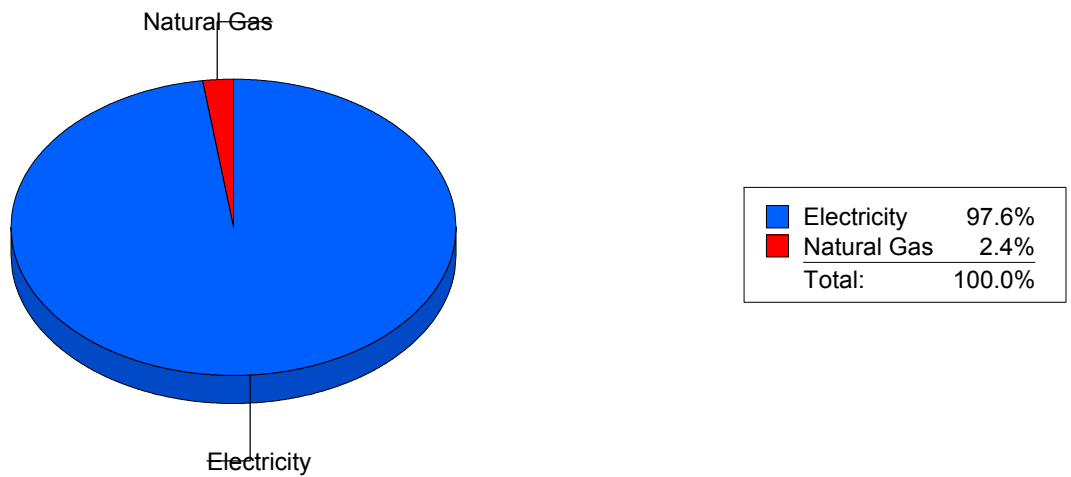
Cost Avoidance Program

Cost Summary Graph

Grouped by Energy Type

Energy Type	Use	Units	Meter Cost	Special Charges	Total Cost	Avg Unit Cost	% of Total Cost
Site: POWELL - POWELL							
Electricity	63,360	KWH	\$8,991.52	\$0.00	\$8,991.52	0.1419	97.64%
Natural Gas	387	CCF	\$217.06	\$0.00	\$217.06	0.5609	2.36%
Total Cost:			\$9,208.58	\$0.00	\$9,208.58		

For POWELL



Filters: Cost Center Name Not Equal To DoNotReport; Billing Period Equal To 201210All Meter CodesAll Group Names

elpaso

Energy CAP

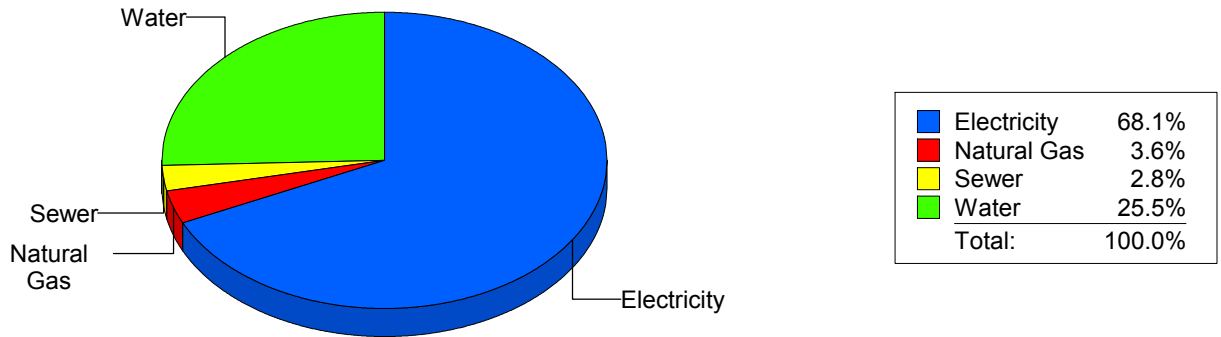
Cost Avoidance Program

Cost Summary Graph

Grouped by Energy Type

Energy Type	Use	Units	Meter Cost	Special Charges	Total Cost	Avg Unit Cost	% of Total Cost
Site: PUTNAM ELEMENTARY - PUTNAM ELEMENTARY							
Electricity	30,355	KWH	\$4,507.24	\$0.00	\$4,507.24	0.1485	68.06%
Natural Gas	348	CCF	\$240.04	\$0.00	\$240.04	0.6898	3.62%
Water	456	CCF	\$1,687.72	\$0.00	\$1,687.72	3.7011	25.49%
Sewer	88	CCF	\$187.18	\$0.00	\$187.18	2.1270	2.83%
Total Cost:			\$6,622.18	\$0.00	\$6,622.18		

For PUTNAM ELEMENTARY



Filters: Cost Center Name Not Equal To DoNotReport; Billing Period Equal To 201210All Meter CodesAll Group Names

elpaso

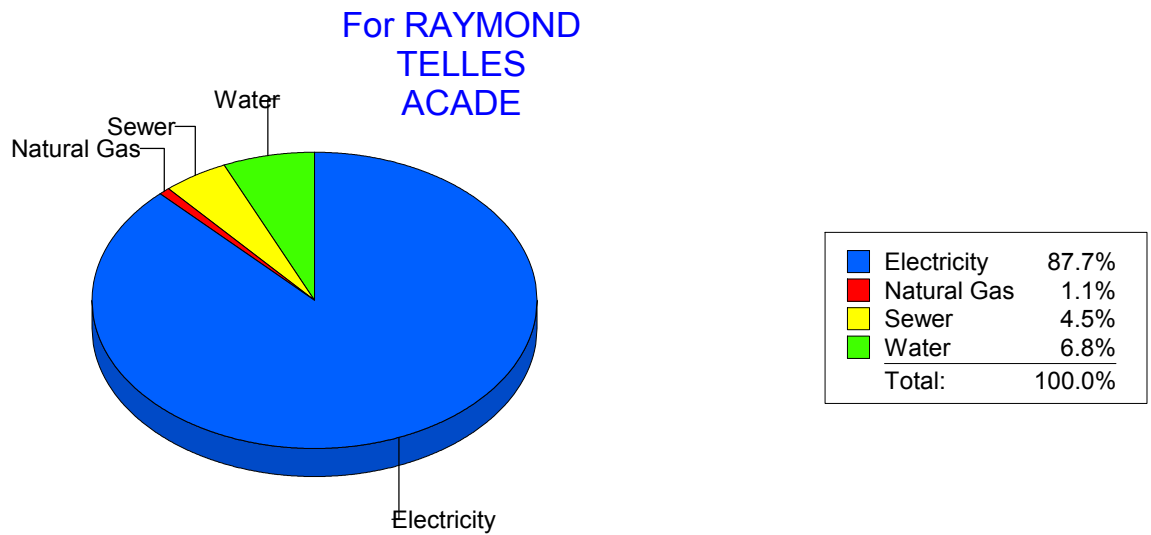
Energy CAP

Cost Avoidance Program

Cost Summary Graph

Grouped by Energy Type

Energy Type	Use	Units	Meter Cost	Special Charges	Total Cost	Avg Unit Cost	% of Total Cost
Site: RAYMOND TELLES ACADE - RAYMOND TELLES ACADE							
Electricity	47,600	KWH	\$5,548.35	\$0.00	\$5,548.35	0.1166	87.67%
Natural Gas	69	CCF	\$67.12	\$0.00	\$67.12	0.9728	1.06%
Water	184	CCF	\$427.59	\$0.00	\$427.59	2.3239	6.76%
Sewer	110	CCF	\$285.84	\$0.00	\$285.84	2.5985	4.52%
Total Cost:			\$6,328.90	\$0.00	\$6,328.90		



Filters: Cost Center Name Not Equal To DoNotReport; Billing Period Equal To 201210All Meter CodesAll Group Names

elpaso

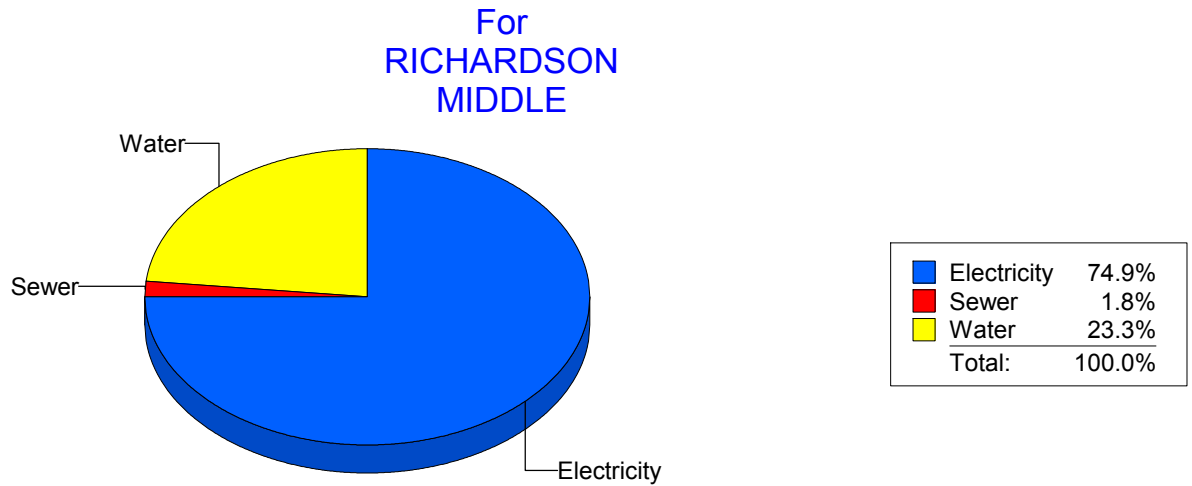
Energy CAP

Cost Avoidance Program

Cost Summary Graph

Grouped by Energy Type

Energy Type	Use	Units	Meter Cost	Special Charges	Total Cost	Avg Unit Cost	% of Total Cost
Site: RICHARDSON MIDDLE - RICHARDSON MIDDLE							
Electricity	106,200	KWH	\$12,357.05	\$0.00	\$12,357.05	0.1164	74.92%
Water	717	CCF	\$3,838.64	\$0.00	\$3,838.64	5.3538	23.27%
Sewer	119	CCF	\$297.63	\$0.00	\$297.63	2.5011	1.80%
Total Cost:			\$16,493.32	\$0.00	\$16,493.32		



Filters: Cost Center Name Not Equal To DoNotReport; Billing Period Equal To 201210All Meter CodesAll Group Names

elpaso

Energy CAP

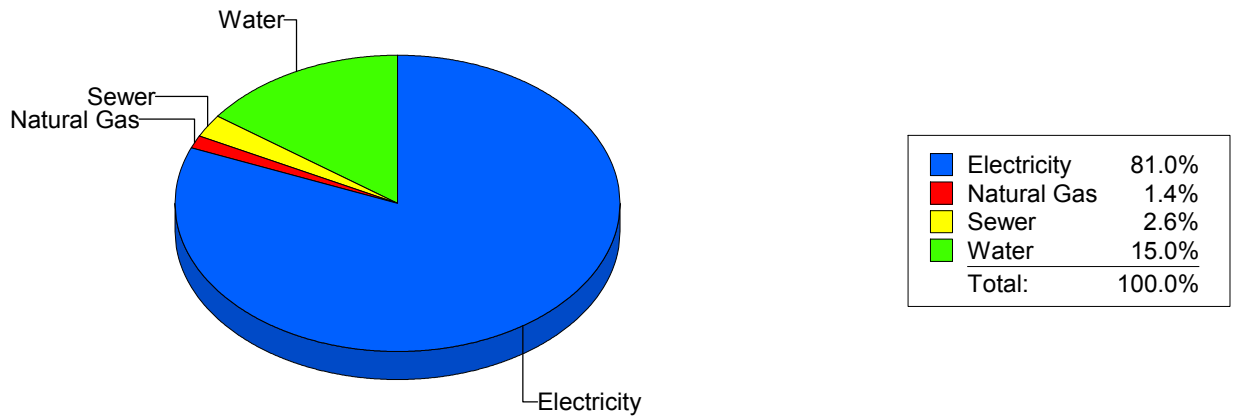
Cost Avoidance Program

Cost Summary Graph

Grouped by Energy Type

Energy Type	Use	Units	Meter Cost	Special Charges	Total Cost	Avg Unit Cost	% of Total Cost
Site: RIVERA ELEMENTARY - RIVERA ELEMENTARY							
Electricity	63,000	KWH	\$8,702.04	\$0.00	\$8,702.04	0.1381	81.01%
Natural Gas	245	CCF	\$148.49	\$0.00	\$148.49	0.6061	1.38%
Water	505	CCF	\$1,613.22	\$0.00	\$1,613.22	3.1945	15.02%
Sewer	104	CCF	\$277.98	\$0.00	\$277.98	2.6729	2.59%
Total Cost:			\$10,741.73	\$0.00	\$10,741.73		

For RIVERA ELEMENTARY



Filters: Cost Center Name Not Equal To DoNotReport; Billing Period Equal To 201210All Meter CodesAll Group Names

elpaso

Energy CAP

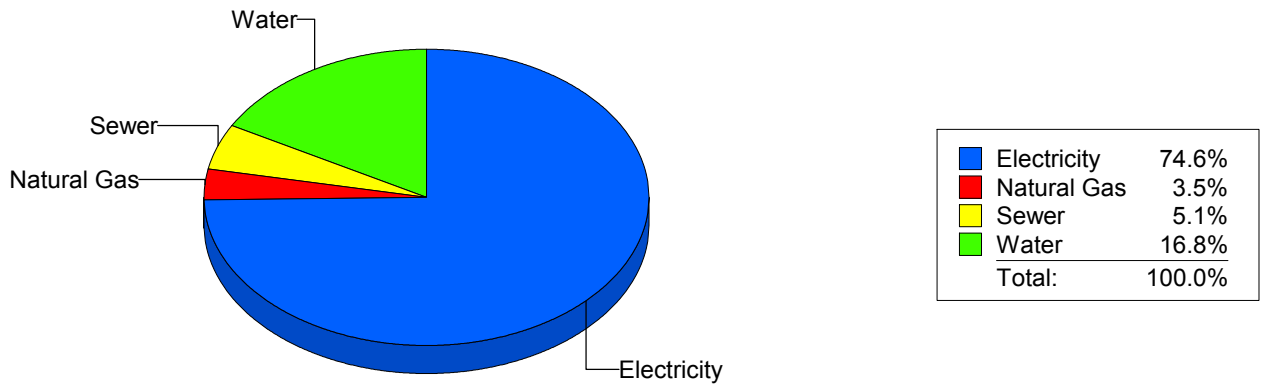
Cost Avoidance Program

Cost Summary Graph

Grouped by Energy Type

Energy Type	Use	Units	Meter Cost	Special Charges	Total Cost	Avg Unit Cost	% of Total Cost
Site: ROBERTS ELEMENTARY - ROBERTS ELEMENTARY							
Electricity	42,662	KWH	\$4,892.50	\$0.00	\$4,892.50	0.1147	74.63%
Natural Gas	328	CCF	\$229.46	\$0.00	\$229.46	0.6996	3.50%
Water	390	CCF	\$1,102.12	\$0.00	\$1,102.12	2.8259	16.81%
Sewer	137	CCF	\$331.62	\$0.00	\$331.62	2.4206	5.06%
Total Cost:			\$6,555.70	\$0.00	\$6,555.70		

For ROBERTS ELEMENTARY



Filters: Cost Center Name Not Equal To DoNotReport; Billing Period Equal To 201210All Meter CodesAll Group Names

elpaso

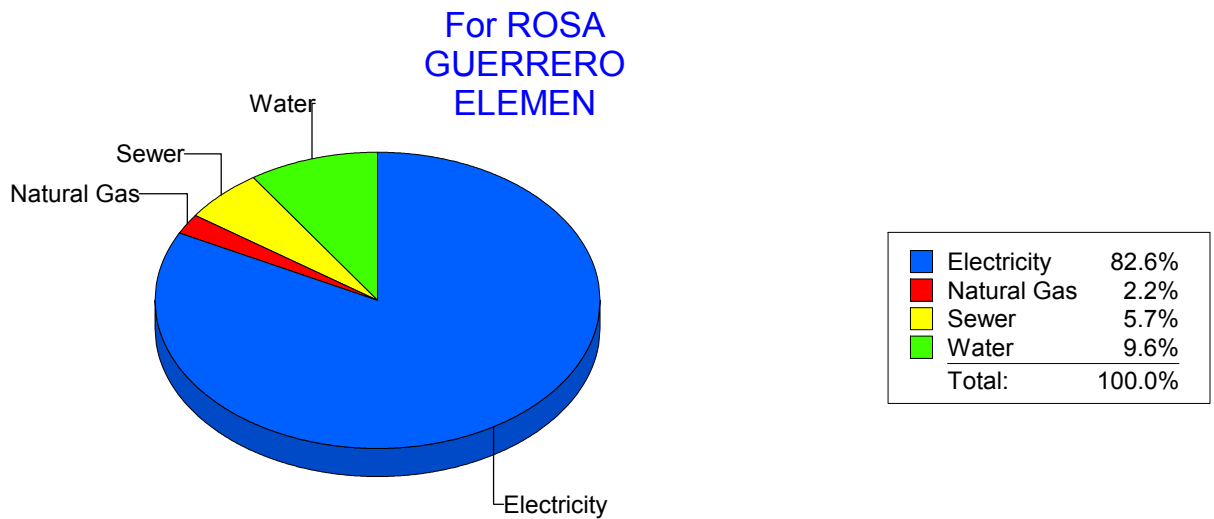
Energy CAP

Cost Avoidance Program

Cost Summary Graph

Grouped by Energy Type

Energy Type	Use	Units	Meter Cost	Special Charges	Total Cost	Avg Unit Cost	% of Total Cost
Site: ROSA GUERRERO ELEMEN - ROSA GUERRERO ELEMEN							
Electricity	46,620	KWH	\$6,430.88	\$0.00	\$6,430.88	0.1379	82.57%
Natural Gas	201	CCF	\$169.05	\$0.00	\$169.05	0.8410	2.17%
Water	394	CCF	\$744.45	\$0.00	\$744.45	1.8895	9.56%
Sewer	182	CCF	\$444.27	\$0.00	\$444.27	2.4410	5.70%
Total Cost:			\$7,788.65	\$0.00	\$7,788.65		



Filters: Cost Center Name Not Equal To DoNotReport; Billing Period Equal To 201210All Meter CodesAll Group Names

el paso

Energy CAP

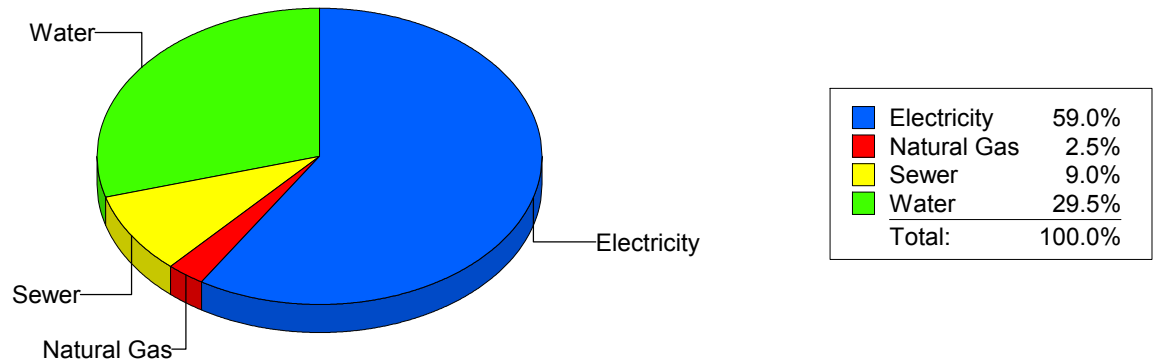
Cost Avoidance Program

Cost Summary Graph

Grouped by Energy Type

Energy Type	Use	Units	Meter Cost	Special Charges	Total Cost	Avg Unit Cost	% of Total Cost
Site: ROSS MIDDLE SCHOOL - ROSS MIDDLE SCHOOL							
Electricity	55,428	KWH	\$7,210.24	\$0.00	\$7,210.24	0.1301	58.98%
Natural Gas	585	CCF	\$310.94	\$0.00	\$310.94	0.5315	2.54%
Water	1,693	CCF	\$3,602.24	\$0.00	\$3,602.24	2.1277	29.47%
Sewer	732	CCF	\$1,100.66	\$0.00	\$1,100.66	1.5036	9.00%
Total Cost:			\$12,224.08	\$0.00	\$12,224.08		

For ROSS
MIDDLE
SCHOOL



Filters: Cost Center Name Not Equal To DoNotReport; Billing Period Equal To 201210All Meter CodesAll Group Names

elpaso

Energy CAP

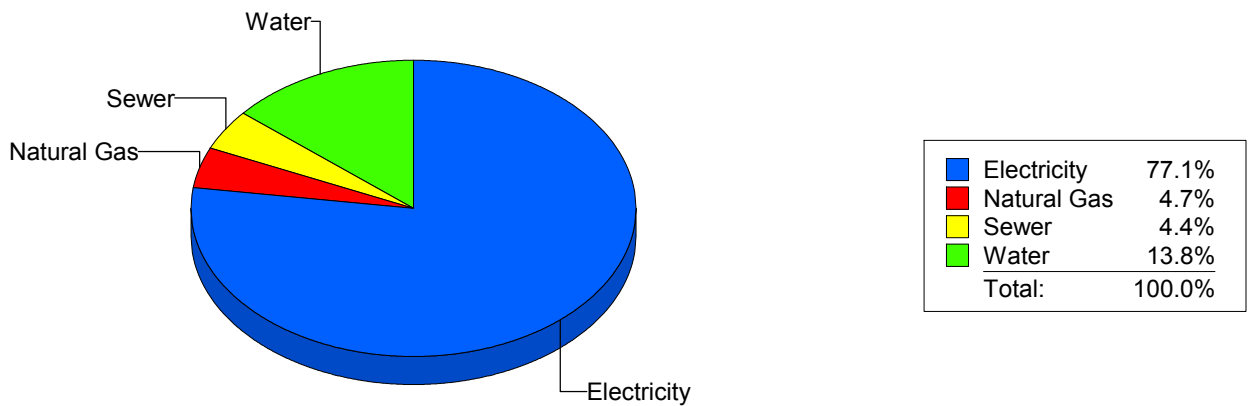
Cost Avoidance Program

Cost Summary Graph

Grouped by Energy Type

Energy Type	Use	Units	Meter Cost	Special Charges	Total Cost	Avg Unit Cost	% of Total Cost
Site: RUSK ELEMENTARY - RUSK ELEMENTARY							
Electricity	34,160	KWH	\$4,357.16	\$0.00	\$4,357.16	0.1276	77.12%
Natural Gas	318	CCF	\$264.69	\$0.00	\$264.69	0.8324	4.68%
Water	254	CCF	\$779.61	\$0.00	\$779.61	3.0693	13.80%
Sewer	84	CCF	\$248.67	\$0.00	\$248.67	2.9604	4.40%
Total Cost:			\$5,650.13	\$0.00	\$5,650.13		

For RUSK ELEMENTARY



Filters: Cost Center Name Not Equal To DoNotReport; Billing Period Equal To 201210All Meter CodesAll Group Names

el paso

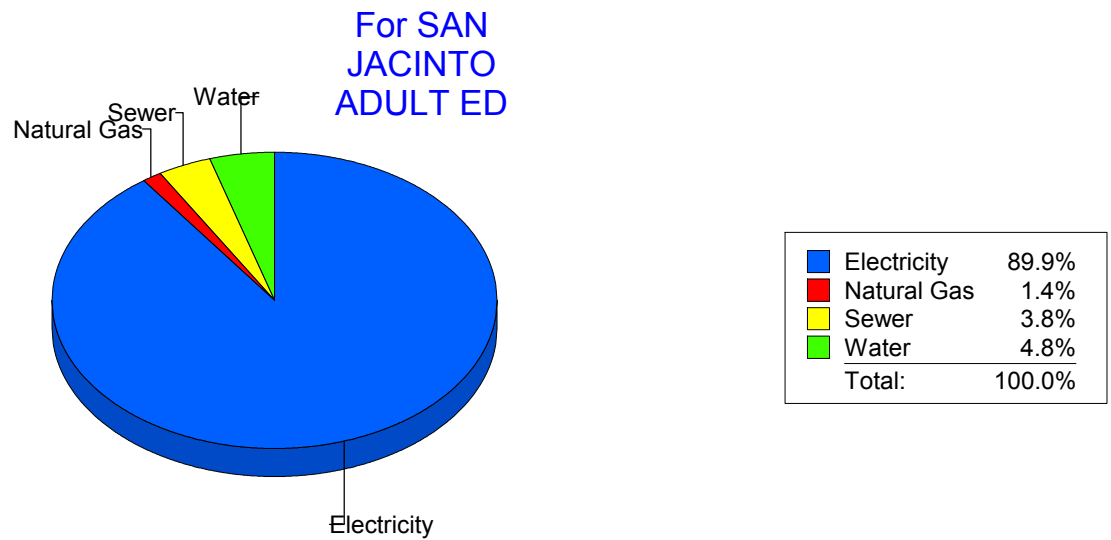
Energy CAP

Cost Avoidance Program

Cost Summary Graph

Grouped by Energy Type

Energy Type	Use	Units	Meter Cost	Special Charges	Total Cost	Avg Unit Cost	% of Total Cost
Site: SAN JACINTO ADULT ED - SAN JACINTO ADULT ED							
Electricity	18,900	KWH	\$2,611.41	\$0.00	\$2,611.41	0.1382	89.89%
Natural Gas	0	CCF	\$41.82	\$0.00	\$41.82	0.0000	1.44%
Water	51	CCF	\$140.50	\$0.00	\$140.50	2.7549	4.84%
Sewer	36	CCF	\$111.27	\$0.00	\$111.27	3.0908	3.83%
Total Cost:			\$2,905.00	\$0.00	\$2,905.00		



Filters: Cost Center Name Not Equal To DoNotReport; Billing Period Equal To 201210All Meter CodesAll Group Names

elpaso

Energy CAP

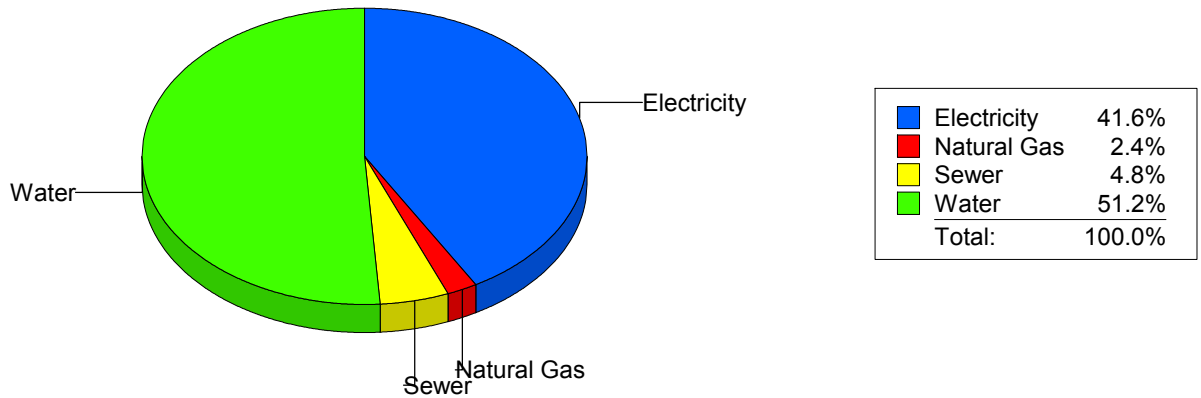
Cost Avoidance Program

Cost Summary Graph

Grouped by Energy Type

Energy Type	Use	Units	Meter Cost	Special Charges	Total Cost	Avg Unit Cost	% of Total Cost
Site: SCHUSTER ELEMENTARY - SCHUSTER ELEMENTARY							
Electricity	18,400	KWH	\$1,943.95	\$0.00	\$1,943.95	0.1056	41.56%
Natural Gas	173	CCF	\$113.73	\$0.00	\$113.73	0.6574	2.43%
Water	648	CCF	\$2,395.68	\$0.00	\$2,395.68	3.6970	51.22%
Sewer	122	CCF	\$223.93	\$0.00	\$223.93	1.8355	4.79%
Total Cost:			\$4,677.29	\$0.00	\$4,677.29		

For
SCHUSTER
ELEMENTARY



Filters: Cost Center Name Not Equal To DoNotReport; Billing Period Equal To 201210All Meter CodesAll Group Names

elpaso

Energy CAP

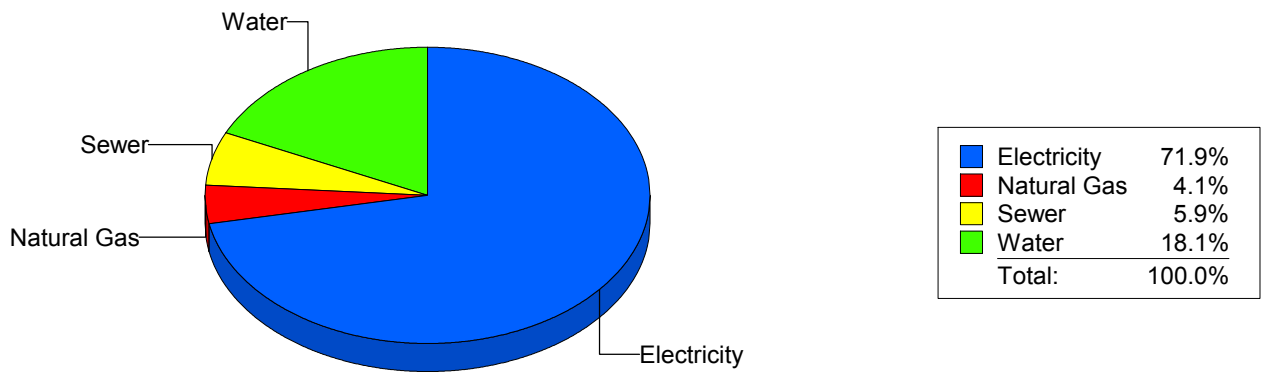
Cost Avoidance Program

Cost Summary Graph

Grouped by Energy Type

Energy Type	Use	Units	Meter Cost	Special Charges	Total Cost	Avg Unit Cost	% of Total Cost
Site: STANTON ELEMENTARY - STANTON ELEMENTARY							
Electricity	30,890	KWH	\$4,163.44	\$0.00	\$4,163.44	0.1348	71.92%
Natural Gas	338	CCF	\$235.34	\$0.00	\$235.34	0.6963	4.07%
Water	435	CCF	\$1,046.22	\$0.00	\$1,046.22	2.4051	18.07%
Sewer	175	CCF	\$344.32	\$0.00	\$344.32	1.9675	5.95%
Total Cost:			\$5,789.32	\$0.00	\$5,789.32		

For STANTON ELEMENTARY



Filters: Cost Center Name Not Equal To DoNotReport; Billing Period Equal To 201210All Meter CodesAll Group Names

elpaso

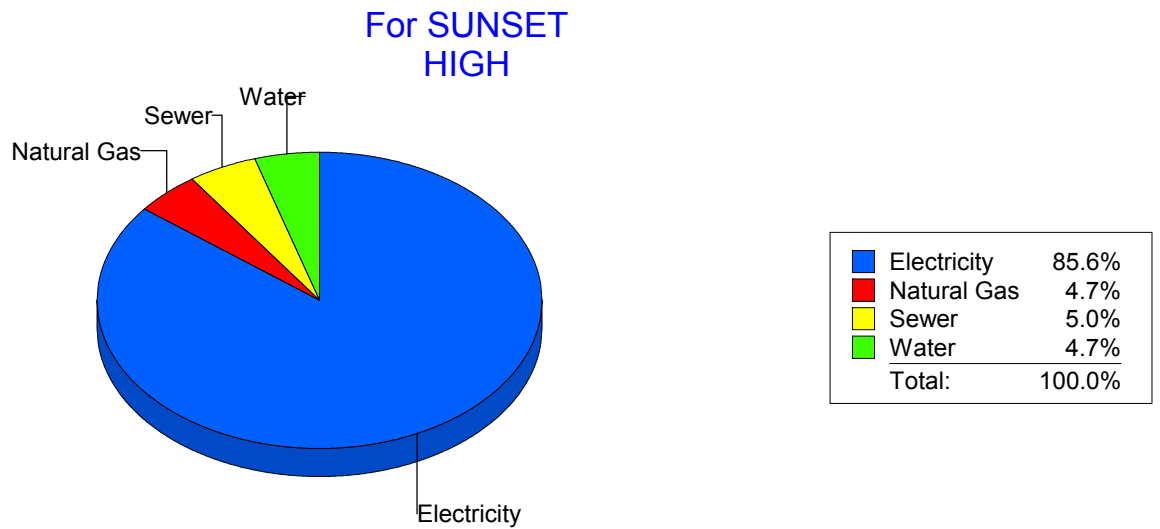
Energy CAP

Cost Avoidance Program

Cost Summary Graph

Grouped by Energy Type

Energy Type	Use	Units	Meter Cost	Special Charges	Total Cost	Avg Unit Cost	% of Total Cost
Site: SUNSET HIGH - SUNSET HIGH							
Electricity	14,640	KWH	\$2,067.66	\$0.00	\$2,067.66	0.1412	85.60%
Natural Gas	171	CCF	\$112.50	\$0.00	\$112.50	0.6579	4.66%
Water	33	CCF	\$113.68	\$0.00	\$113.68	3.4448	4.71%
Sewer	44	CCF	\$121.75	\$0.00	\$121.75	2.7670	5.04%
Total Cost:			\$2,415.59	\$0.00	\$2,415.59		



Filters: Cost Center Name Not Equal To DoNotReport; Billing Period Equal To 201210All Meter CodesAll Group Names

el Paso

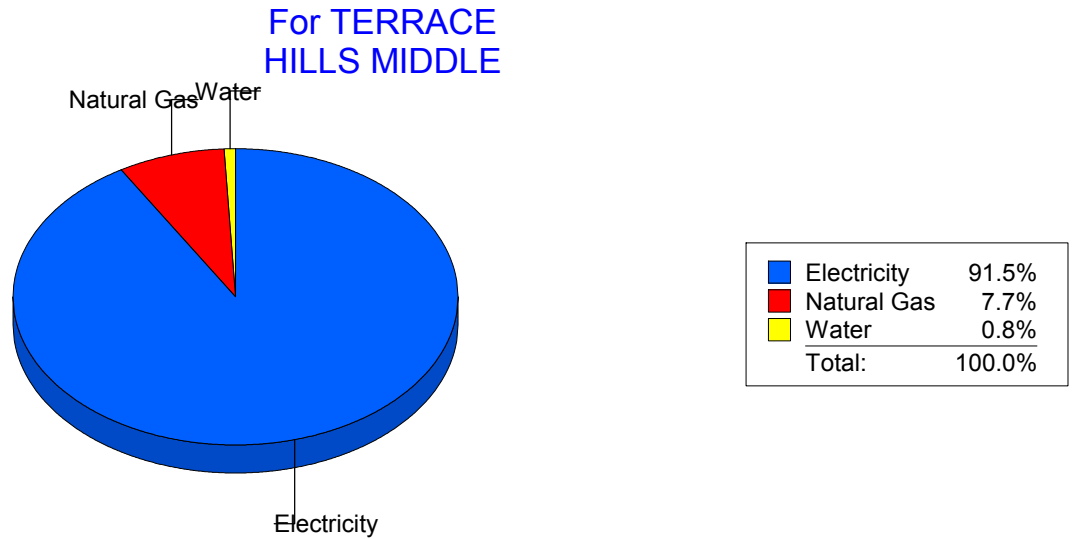
Energy CAP

Cost Avoidance Program

Cost Summary Graph

Grouped by Energy Type

Energy Type	Use	Units	Meter Cost	Special Charges	Total Cost	Avg Unit Cost	% of Total Cost
Site: TERRACE HILLS MIDDLE - TERRACE HILLS MIDDLE							
Electricity	37,800	KWH	\$4,319.72	\$0.00	\$4,319.72	0.1143	91.47%
Natural Gas	632	CCF	\$365.53	\$0.00	\$365.53	0.5784	7.74%
Water	0	CCF	\$37.45	\$0.00	\$37.45	0.0000	0.79%
Total Cost:			\$4,722.70	\$0.00	\$4,722.70		



Filters: Cost Center Name Not Equal To DoNotReport; Billing Period Equal To 201210All Meter CodesAll Group Names

elpaso

Energy CAP

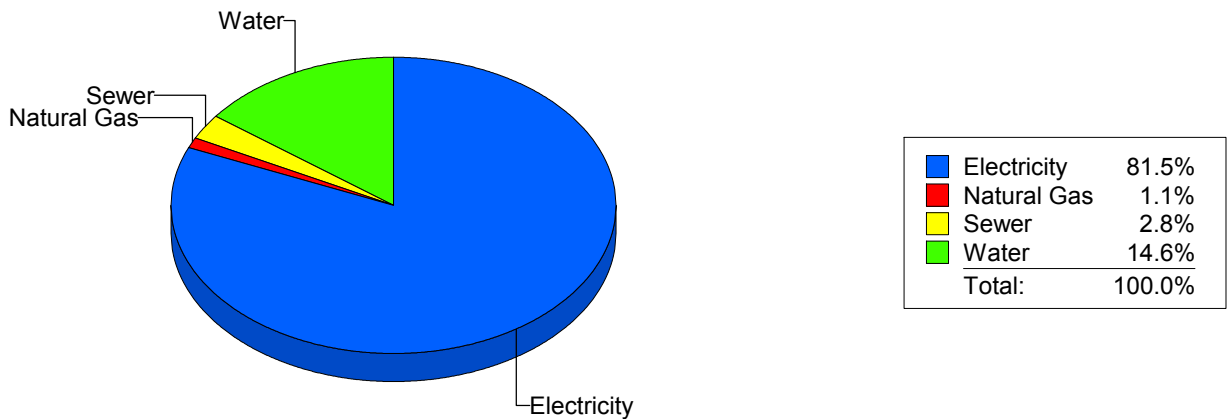
Cost Avoidance Program

Cost Summary Graph

Grouped by Energy Type

Energy Type	Use	Units	Meter Cost	Special Charges	Total Cost	Avg Unit Cost	% of Total Cost
Site: TIPPIN - TIPPIN ELEMENTARY							
Electricity	78,600	KWH	\$9,939.67	\$0.00	\$9,939.67	0.1265	81.45%
Natural Gas	215	CCF	\$134.00	\$0.00	\$134.00	0.6233	1.10%
Water	385	CCF	\$1,783.25	\$0.00	\$1,783.25	4.6318	14.61%
Sewer	156	CCF	\$346.10	\$0.00	\$346.10	2.2186	2.84%
Total Cost:			\$12,203.02	\$0.00	\$12,203.02		

For TIPPIN ELEMENTARY



Filters: Cost Center Name Not Equal To DoNotReport; Billing Period Equal To 201210All Meter CodesAll Group Names

elpaso

Energy CAP

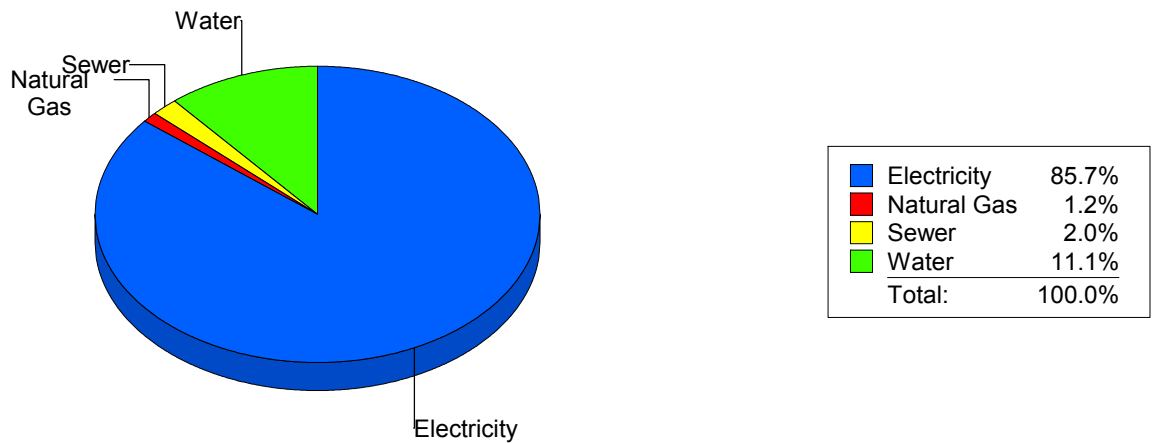
Cost Avoidance Program

Cost Summary Graph

Grouped by Energy Type

Energy Type	Use	Units	Meter Cost	Special Charges	Total Cost	Avg Unit Cost	% of Total Cost
Site: TOMLEA - TOM LEA							
Electricity	79,080	KWH	\$9,964.02	\$0.00	\$9,964.02	0.1260	85.72%
Natural Gas	231	CCF	\$141.71	\$0.00	\$141.71	0.6135	1.22%
Water	371	CCF	\$1,287.30	\$0.00	\$1,287.30	3.4698	11.07%
Sewer	68	CCF	\$230.82	\$0.00	\$230.82	3.3944	1.99%
Total Cost:			\$11,623.85	\$0.00	\$11,623.85		

For TOM LEA



Filters: Cost Center Name Not Equal To DoNotReport; Billing Period Equal To 201210All Meter CodesAll Group Names

elpaso

Energy CAP

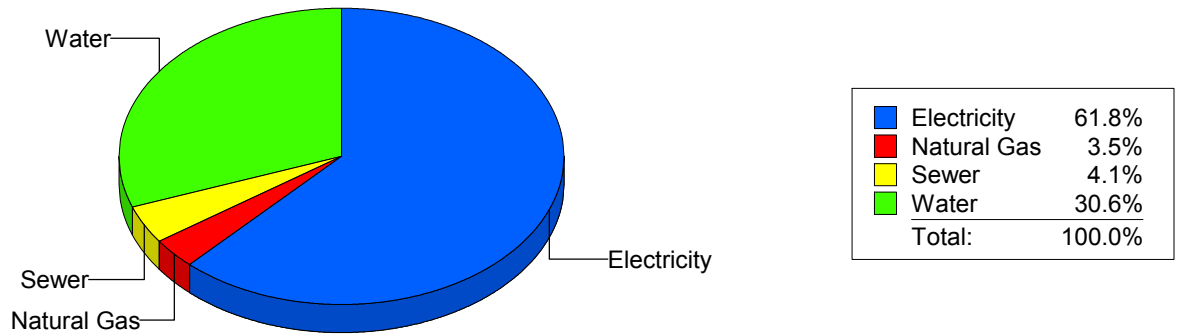
Cost Avoidance Program

Cost Summary Graph

Grouped by Energy Type

Energy Type	Use	Units	Meter Cost	Special Charges	Total Cost	Avg Unit Cost	% of Total Cost
Site: TRAVIS ELEMENTARY SC - TRAVIS ELEMENTARY SC							
Electricity	28,803	KWH	\$3,493.79	\$0.00	\$3,493.79	0.1213	61.81%
Natural Gas	262	CCF	\$198.52	\$0.00	\$198.52	0.7577	3.51%
Water	464	CCF	\$1,727.48	\$0.00	\$1,727.48	3.7230	30.56%
Sewer	90	CCF	\$232.97	\$0.00	\$232.97	2.5886	4.12%
Total Cost:			\$5,652.76	\$0.00	\$5,652.76		

For TRAVIS
ELEMENTARY
SC



Filters: Cost Center Name Not Equal To DoNotReport; Billing Period Equal To 201210All Meter CodesAll Group Names

elpaso

Energy CAP

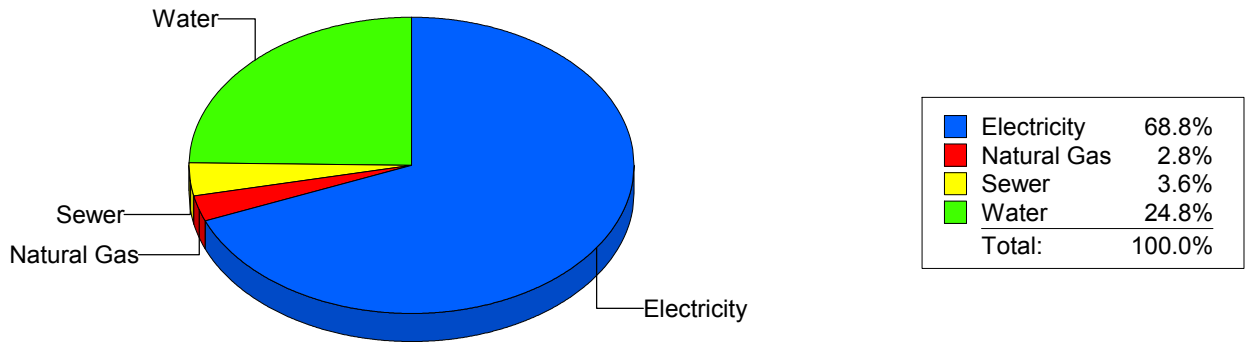
Cost Avoidance Program

Cost Summary Graph

Grouped by Energy Type

Energy Type	Use	Units	Meter Cost	Special Charges	Total Cost	Avg Unit Cost	% of Total Cost
Site: VILAS ELEMENTARY - VILAS ELEMENTARY							
Electricity	48,616	KWH	\$6,433.34	\$0.00	\$6,433.34	0.1323	68.80%
Natural Gas	301	CCF	\$258.97	\$0.00	\$258.97	0.8604	2.77%
Water	491	CCF	\$2,320.68	\$0.00	\$2,320.68	4.7264	24.82%
Sewer	62	CCF	\$337.66	\$0.00	\$337.66	5.4461	3.61%
Total Cost:			\$9,350.65	\$0.00	\$9,350.65		

For VILAS ELEMENTARY



Filters: Cost Center Name Not Equal To DoNotReport; Billing Period Equal To 201210All Meter CodesAll Group Names

elpaso

Energy CAP

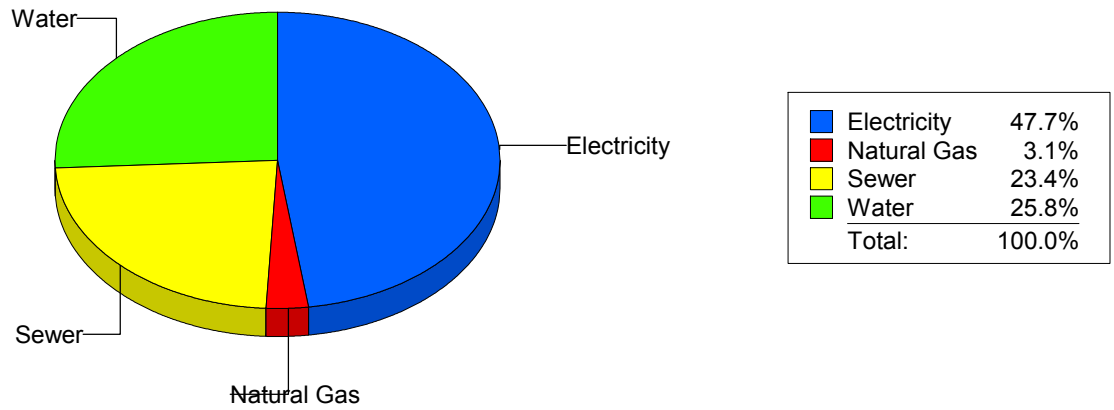
Cost Avoidance Program

Cost Summary Graph

Grouped by Energy Type

Energy Type	Use	Units	Meter Cost	Special Charges	Total Cost	Avg Unit Cost	% of Total Cost
Site: WAINWRIGHT ELEMENTAR - WAINWRIGHT ELEMENTAR							
Electricity	10,809	KWH	\$1,401.99	\$0.00	\$1,401.99	0.1297	47.68%
Natural Gas	21	CCF	\$91.33	\$0.00	\$91.33	4.3490	3.11%
Water	173	CCF	\$758.37	\$0.00	\$758.37	4.3836	25.79%
Sewer	428	CCF	\$688.90	\$0.00	\$688.90	1.6096	23.43%
Total Cost:			\$2,940.59	\$0.00	\$2,940.59		

For
WAINWRIGHT
ELEMENTAR



Filters: Cost Center Name Not Equal To DoNotReport; Billing Period Equal To 201210All Meter CodesAll Group Names

el paso

Energy CAP

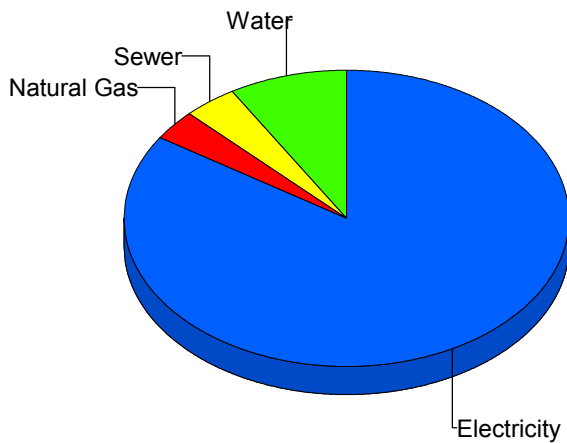
Cost Avoidance Program

Cost Summary Graph

Grouped by Energy Type

Energy Type	Use	Units	Meter Cost	Special Charges	Total Cost	Avg Unit Cost	% of Total Cost
Site: WESTERN HILLS ELEMEN - WESTERN HILLS ELEMEN							
Electricity	58,320	KWH	\$7,697.59	\$0.00	\$7,697.59	0.1320	84.26%
Natural Gas	580	CCF	\$308.62	\$0.00	\$308.62	0.5321	3.38%
Water	361	CCF	\$797.45	\$0.00	\$797.45	2.2090	8.73%
Sewer	87	CCF	\$332.28	\$0.00	\$332.28	3.8193	3.64%
Total Cost:			\$9,135.94	\$0.00	\$9,135.94		

For WESTERN HILLS ELEMEN



Electricity	84.3%
Natural Gas	3.4%
Sewer	3.6%
Water	8.7%
Total:	100.0%

Filters: Cost Center Name Not Equal To DoNotReport; Billing Period Equal To 201210All Meter CodesAll Group Names

elpaso

Energy CAP

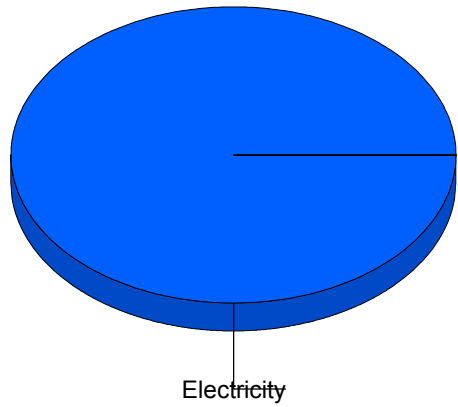
Cost Avoidance Program

Cost Summary Graph

Grouped by Energy Type

Energy Type	Use	Units	Meter Cost	Special Charges	Total Cost	Avg Unit Cost	% of Total Cost
Site: WESTSIDE TRANSPORTAT - WESTSIDE TRANSPORTAT							
Electricity	2,495	KWH	\$333.50	\$0.00	\$333.50	0.1337	100.00%
Total Cost:			\$333.50	\$0.00	\$333.50		

For WESTSIDE TRANSPORTAT



■ Electricity	100.0%
Total:	100.0%

Filters: Cost Center Name Not Equal To DoNotReport; Billing Period Equal To 201210All Meter CodesAll Group Names

elpaso

Energy CAP

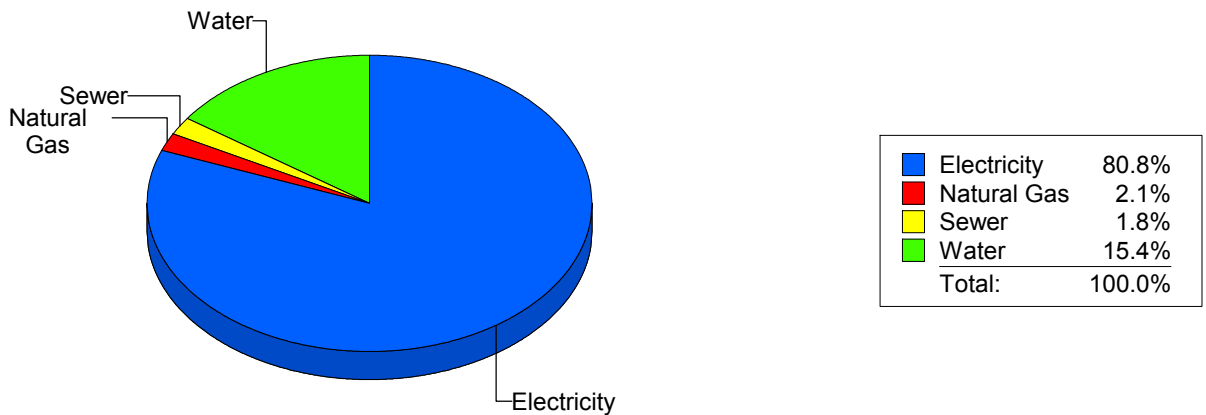
Cost Avoidance Program

Cost Summary Graph

Grouped by Energy Type

Energy Type	Use	Units	Meter Cost	Special Charges	Total Cost	Avg Unit Cost	% of Total Cost
Site: WHITAKER ELEMENTARY - WHITAKER ELEMENTARY							
Electricity	104,040	KWH	\$11,765.87	\$0.00	\$11,765.87	0.1131	80.78%
Natural Gas	565	CCF	\$301.69	\$0.00	\$301.69	0.5340	2.07%
Water	929	CCF	\$2,238.54	\$0.00	\$2,238.54	2.4096	15.37%
Sewer	90	CCF	\$259.64	\$0.00	\$259.64	2.8849	1.78%
Total Cost:			\$14,565.74	\$0.00	\$14,565.74		

For WHITAKER ELEMENTARY



Filters: Cost Center Name Not Equal To DoNotReport; Billing Period Equal To 201210All Meter CodesAll Group Names

elpaso

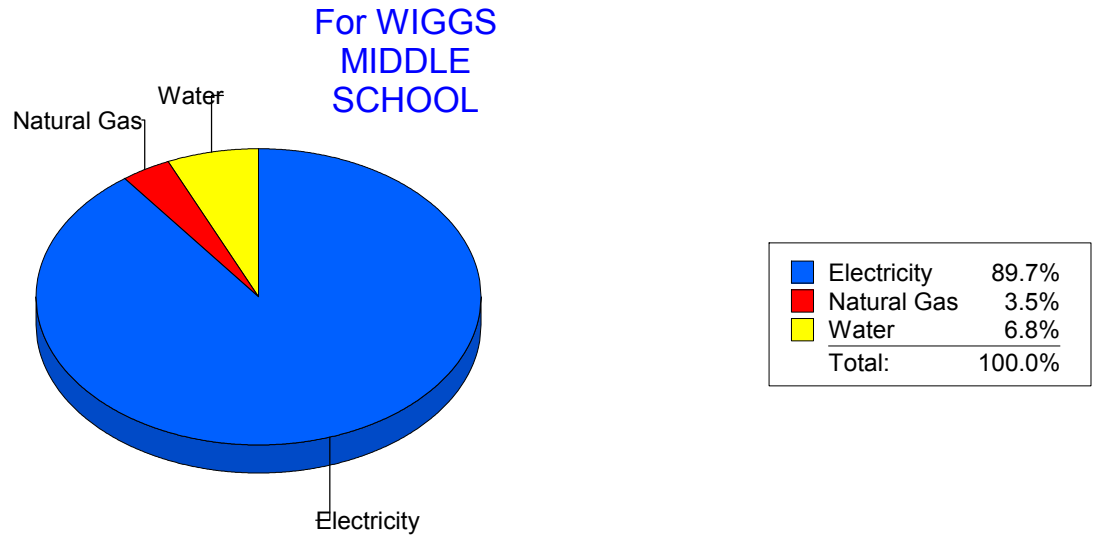
Energy CAP

Cost Avoidance Program

Cost Summary Graph

Grouped by Energy Type

Energy Type	Use	Units	Meter Cost	Special Charges	Total Cost	Avg Unit Cost	% of Total Cost
Site: WIGGS MIDDLE SCHOOL - WIGGS MIDDLE SCHOOL							
Electricity	60,560	KWH	\$7,189.51	\$0.00	\$7,189.51	0.1187	89.66%
Natural Gas	527	CCF	\$284.11	\$0.00	\$284.11	0.5391	3.54%
Water	181	CCF	\$545.00	\$0.00	\$545.00	3.0110	6.80%
Total Cost:			\$8,018.62	\$0.00	\$8,018.62		



Filters: Cost Center Name Not Equal To DoNotReport; Billing Period Equal To 201210All Meter CodesAll Group Names

elpaso

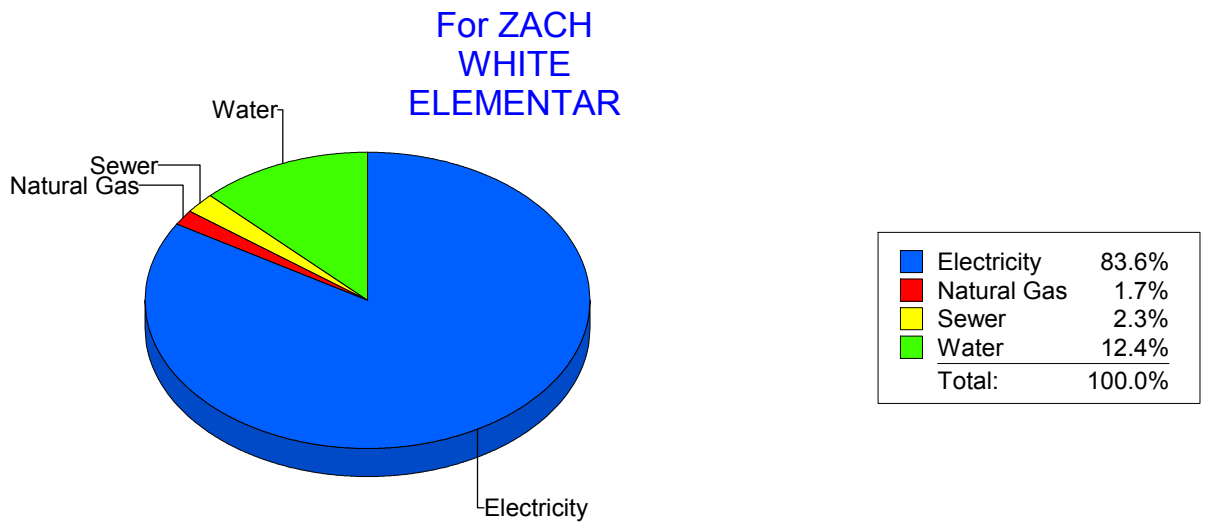
Energy CAP

Cost Avoidance Program

Cost Summary Graph

Grouped by Energy Type

Energy Type	Use	Units	Meter Cost	Special Charges	Total Cost	Avg Unit Cost	% of Total Cost
Site: ZACH WHITE ELEMENTAR - ZACH WHITE ELEMENTAR							
Electricity	68,100	KWH	\$8,443.65	\$0.00	\$8,443.65	0.1240	83.61%
Natural Gas	197	CCF	\$167.13	\$0.00	\$167.13	0.8484	1.65%
Water	426	CCF	\$1,256.35	\$0.00	\$1,256.35	2.9492	12.44%
Sewer	79	CCF	\$231.71	\$0.00	\$231.71	2.9330	2.29%
Total Cost:			\$10,098.84	\$0.00	\$10,098.84		



Filters: Cost Center Name Not Equal To DoNotReport; Billing Period Equal To 201210All Meter CodesAll Group Names

elpaso

Energy CAP

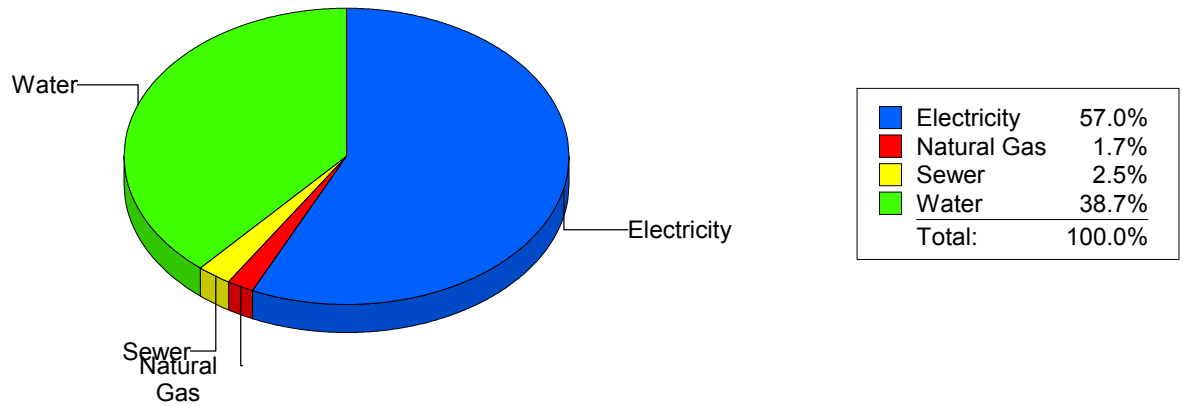
Cost Avoidance Program

Cost Summary Graph

Grouped by Energy Type

Energy Type	Use	Units	Meter Cost	Special Charges	Total Cost	Avg Unit Cost	% of Total Cost
Site: ZAVALA ELEMENTARY SC - ZAVALA ELEMENTARY SC							
Electricity	26,500	KWH	\$2,872.28	\$0.00	\$2,872.28	0.1084	57.05%
Natural Gas	115	CCF	\$85.70	\$0.00	\$85.70	0.7452	1.70%
Water	435	CCF	\$1,949.76	\$0.00	\$1,949.76	4.4822	38.73%
Sewer	48	CCF	\$126.99	\$0.00	\$126.99	2.6456	2.52%
Total Cost:			\$5,034.73	\$0.00	\$5,034.73		

For ZAVALA
ELEMENTARY
SC



Filters: Cost Center Name Not Equal To DoNotReport; Billing Period Equal To 201210All Meter CodesAll Group Names

el Paso

Energy CAP

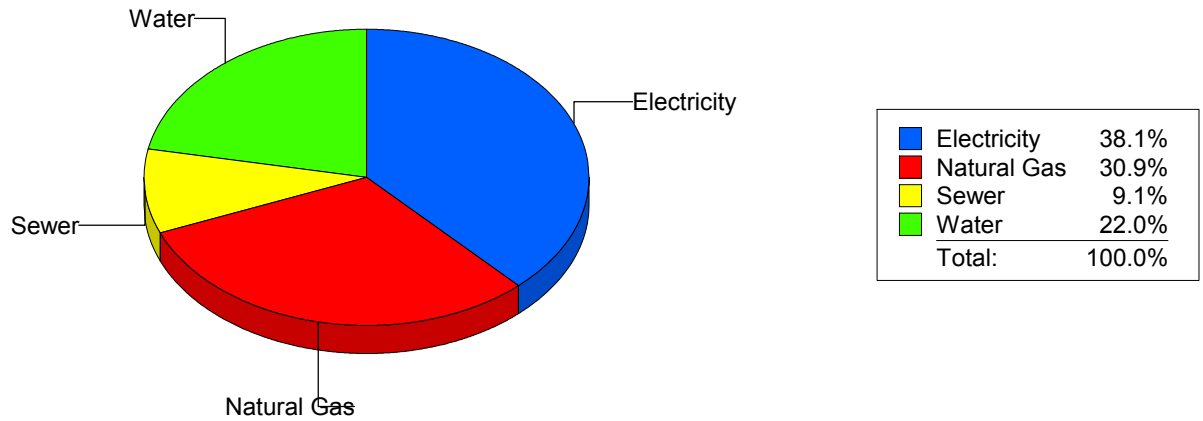
Cost Avoidance Program

Cost Summary Graph

Grouped by Energy Type

Energy Type	Use	Units	Meter Cost	Special Charges	Total Cost	Avg Unit Cost	% of Total Cost
Site: ZUNI COTTAGES - ZUNI COTTAGES							
Electricity		582 KWH	\$103.13	\$0.00	\$103.13	0.1772	38.05%
Natural Gas		0 CCF	\$83.64	\$0.00	\$83.64	0.0000	30.86%
Water		15 CCF	\$59.49	\$0.00	\$59.49	3.9660	21.95%
Sewer		3 CCF	\$24.75	\$0.00	\$24.75	8.2500	9.13%
Total Cost:			\$271.01	\$0.00	\$271.01		

For ZUNI COTTAGES



Filters: Cost Center Name Not Equal To DoNotReport; Billing Period Equal To 201210All Meter CodesAll Group Names

el Paso

Energy CAP

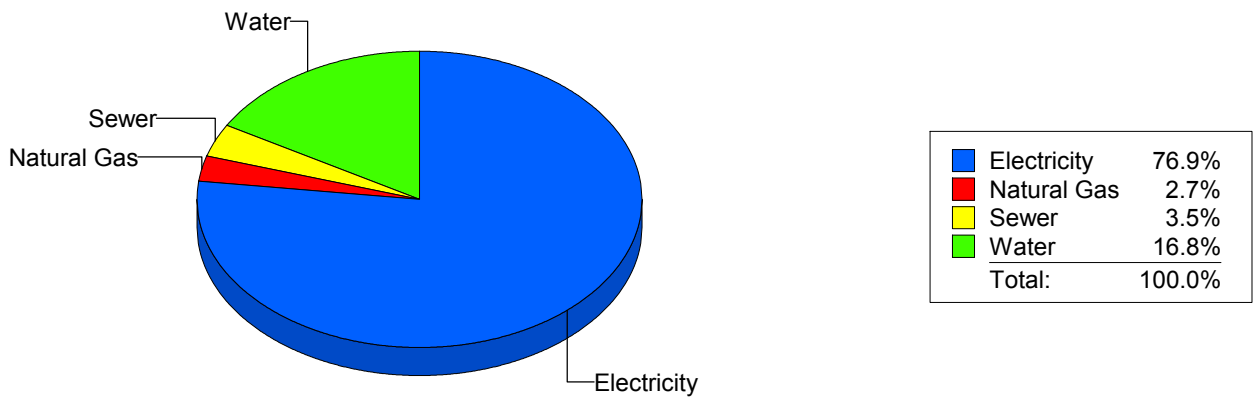
Cost Avoidance Program

Cost Summary Graph

Grouped by Energy Type

Energy Type	Use	Units	Meter Cost	Special Charges	Total Cost	Avg Unit Cost	% of Total Cost
All Sites							
Electricity	7,147,071	KWH	\$834,911.56	\$0.00	\$834,911.56	0.1168	76.93%
Natural Gas	48,799	CCF	\$29,661.74	\$0.00	\$29,661.74	0.6078	2.73%
Water	61,743	CCF	\$182,182.67	\$0.00	\$182,182.67	2.9507	16.79%
Sewer	16,478	CCF	\$38,479.13	\$0.00	\$38,479.13	2.3352	3.55%
Total Cost:			\$1,085,235.10	\$0.00	\$1,085,235.10		

For All Sites



Filters: Cost Center Name Not Equal To DoNotReport; Billing Period Equal To 201210All Meter CodesAll Group Names