

elpaso

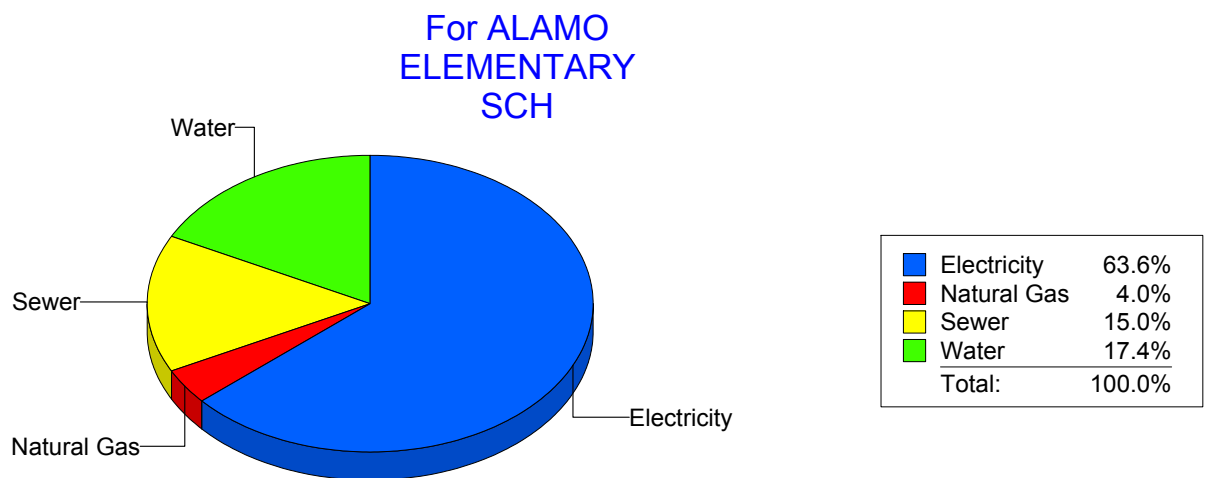
Energy CAP

Cost Avoidance Program

Cost Summary Graph

Grouped by Energy Type

Energy Type	Use	Units	Total Cost	Avg Unit Cost	% of Total Cost
Site: ALAMO ELEMENTARY SCH - ALAMO ELEMENTARY SCH					
Electricity	3,250	KWH	\$527.86	0.1624	63.61%
Natural Gas	0	CCF	\$33.38	0.0000	4.02%
Water	9	CCF	\$144.16	16.0178	17.37%
Sewer	0	CCF	\$124.48	0.0000	15.00%
Total Cost:			\$829.88		



Filters: Cost Center Name Not Equal To DoNotReport; Site Name Not Equal To DoNotReport; Billing Period Equal To 200812

el Paso

Energy CAP

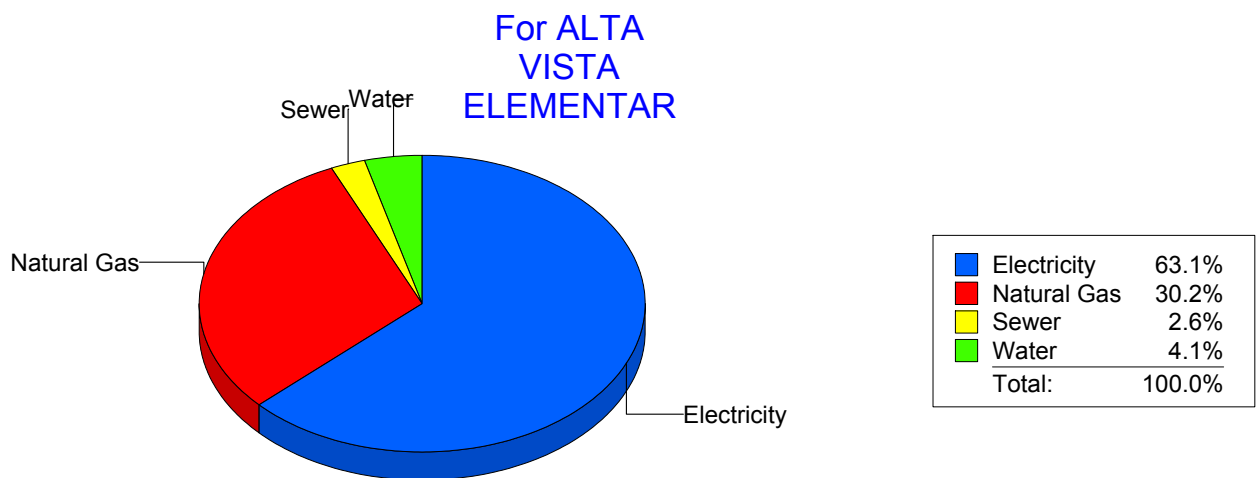
Cost Avoidance Program

Cost Summary Graph

Grouped by Energy Type

Energy Type	Use	Units	Total Cost	Avg Unit Cost	% of Total Cost
Site: ALTA VISTA ELEMENTAR - ALTA VISTA ELEMENTAR					
Electricity	23,550	KWH	\$3,661.11	0.1555	63.11%
Natural Gas	2,192	CCF	\$1,753.16	0.7998	30.22%
Water	117	CCF	\$238.13	2.0353	4.10%
Sewer	68	CCF	\$148.60	2.1853	2.56%

Total Cost: \$5,801.00



Filters: Cost Center Name Not Equal To DoNotReport; Site Name Not Equal To DoNotReport; Billing Period Equal To 200812

elpaso

Energy CAP

Cost Avoidance Program

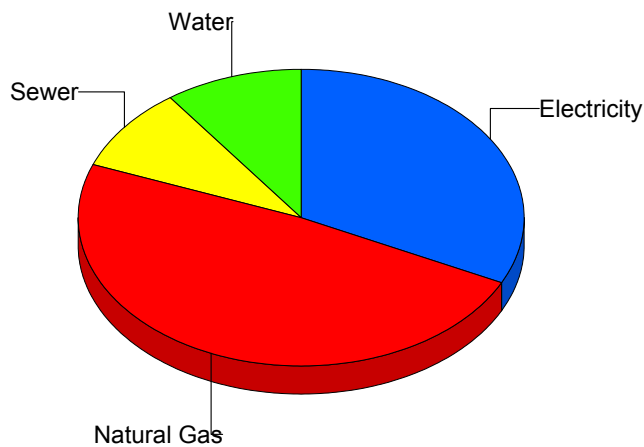
Cost Summary Graph

Grouped by Energy Type

Energy Type	Use	Units	Total Cost	Avg Unit Cost	% of Total Cost
Site: ANDRESS HIGH SCHOOL - ANDRESS HIGH SCHOOL					
Electricity	29,612	KWH	\$4,863.98	0.1643	32.26%
Natural Gas	9,455	CCF	\$7,341.84	0.7765	48.70%
Water	963	CCF	\$1,521.54	1.5800	10.09%
Sewer	953	CCF	\$1,347.92	1.4144	8.94%

Total Cost: \$15,075.28

For ANDRESS
HIGH SCHOOL



Electricity	32.3%
Natural Gas	48.7%
Sewer	8.9%
Water	10.1%
Total:	100.0%

Filters: Cost Center Name Not Equal To DoNotReport; Site Name Not Equal To DoNotReport; Billing Period Equal To 200812

elpaso

Energy CAP

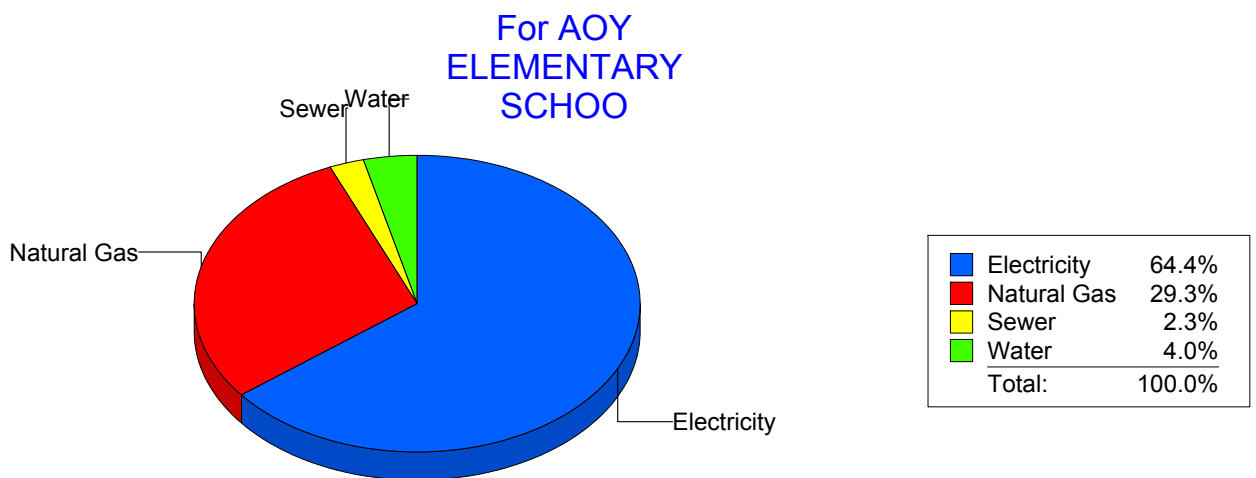
Cost Avoidance Program

Cost Summary Graph

Grouped by Energy Type

Energy Type	Use	Units	Total Cost	Avg Unit Cost	% of Total Cost
Site: AOY ELEMENTARY SCHOO - AOY ELEMENTARY SCHOO					
Electricity	52,759	KWH	\$7,452.61	0.1413	64.37%
Natural Gas	4,325	CCF	\$3,391.37	0.7841	29.29%
Water	99	CCF	\$463.80	4.6848	4.01%
Sewer	85	CCF	\$269.38	3.1692	2.33%

Total Cost: \$11,577.16



Filters: Cost Center Name Not Equal To DoNotReport; Site Name Not Equal To DoNotReport; Billing Period Equal To 200812

elpaso

Energy CAP

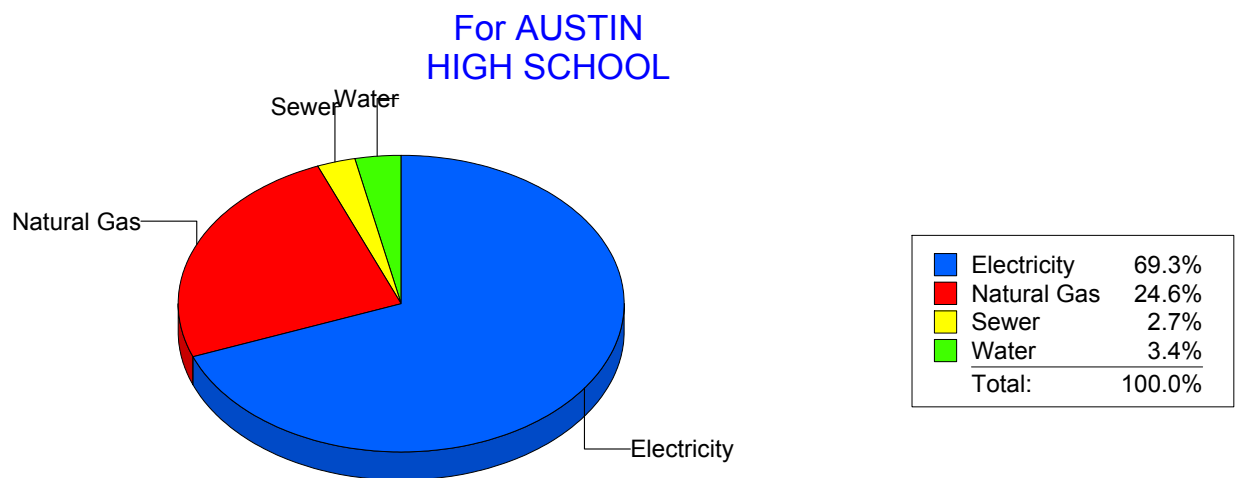
Cost Avoidance Program

Cost Summary Graph

Grouped by Energy Type

Energy Type	Use	Units	Total Cost	Avg Unit Cost	% of Total Cost
Site: AUSTIN HIGH SCHOOL - AUSTIN HIGH SCHOOL					
Electricity	168,784	KWH	\$22,782.28	0.1350	69.26%
Natural Gas	10,387	CCF	\$8,081.91	0.7781	24.57%
Water	543	CCF	\$1,127.92	2.0772	3.43%
Sewer	446	CCF	\$902.85	2.0243	2.74%

Total Cost: \$32,894.96



Filters: Cost Center Name Not Equal To DoNotReport; Site Name Not Equal To DoNotReport; Billing Period Equal To 200812

elpaso

Energy CAP

Cost Avoidance Program

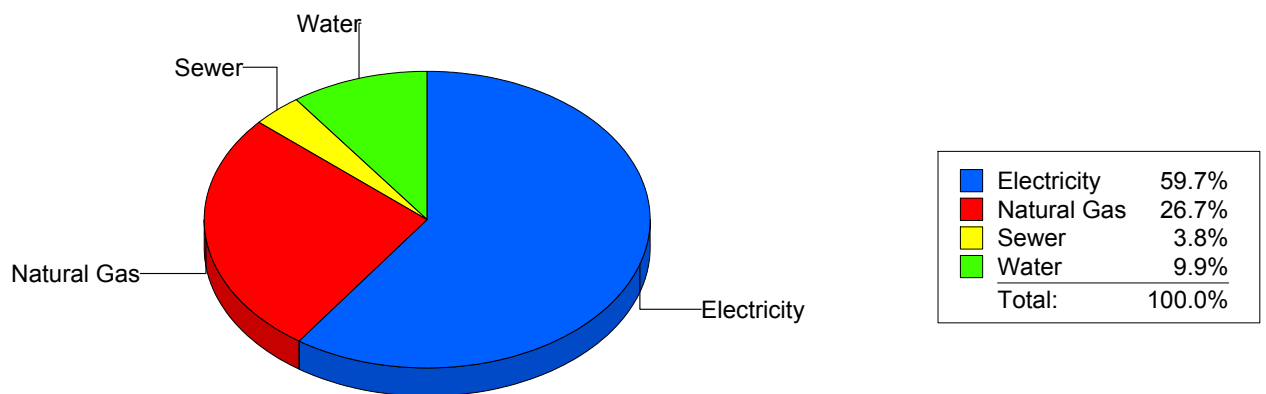
Cost Summary Graph

Grouped by Energy Type

Energy Type	Use	Units	Total Cost	Avg Unit Cost	% of Total Cost
Site: BARRON - BARRON					
Electricity	44,419	KWH	\$6,901.71	0.1554	59.65%
Natural Gas	3,925	CCF	\$3,087.20	0.7865	26.68%
Water	217	CCF	\$1,142.50	5.2650	9.87%
Sewer	160	CCF	\$438.39	2.7399	3.79%

Total Cost: \$11,569.80

For BARRON



Filters: Cost Center Name Not Equal To DoNotReport; Site Name Not Equal To DoNotReport; Billing Period Equal To 200812

elpaso

Energy CAP

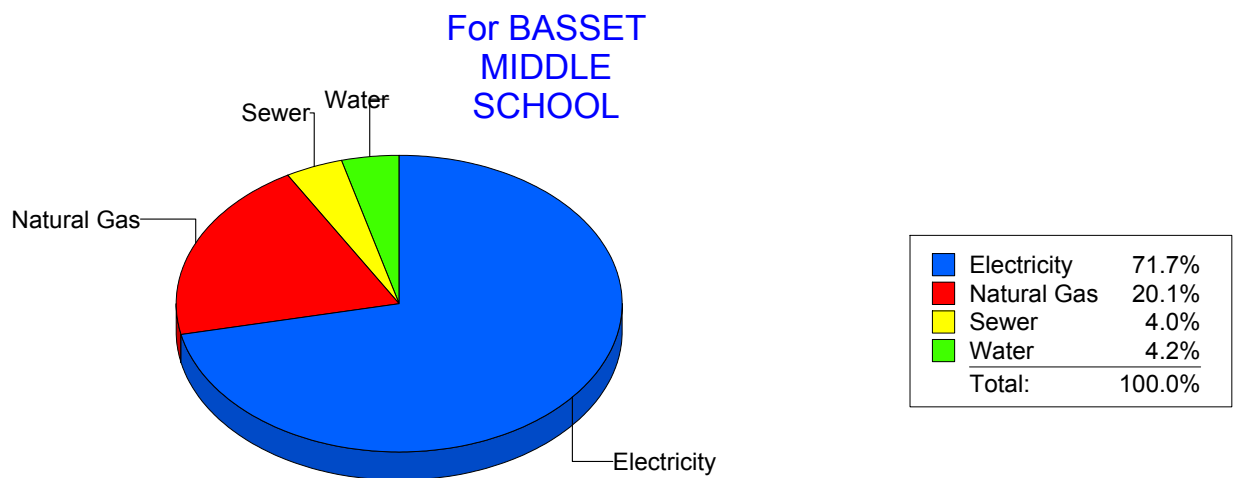
Cost Avoidance Program

Cost Summary Graph

Grouped by Energy Type

Energy Type	Use	Units	Total Cost	Avg Unit Cost	% of Total Cost
Site: BASSET MIDDLE SCHOOL - BASSET MIDDLE SCHOOL					
Electricity	56,504	KWH	\$9,069.05	0.1605	71.66%
Natural Gas	3,174	CCF	\$2,546.35	0.8023	20.12%
Water	195	CCF	\$533.13	2.7340	4.21%
Sewer	291	CCF	\$507.18	1.7429	4.01%

Total Cost: \$12,655.71



Filters: Cost Center Name Not Equal To DoNotReport; Site Name Not Equal To DoNotReport; Billing Period Equal To 200812

el Paso

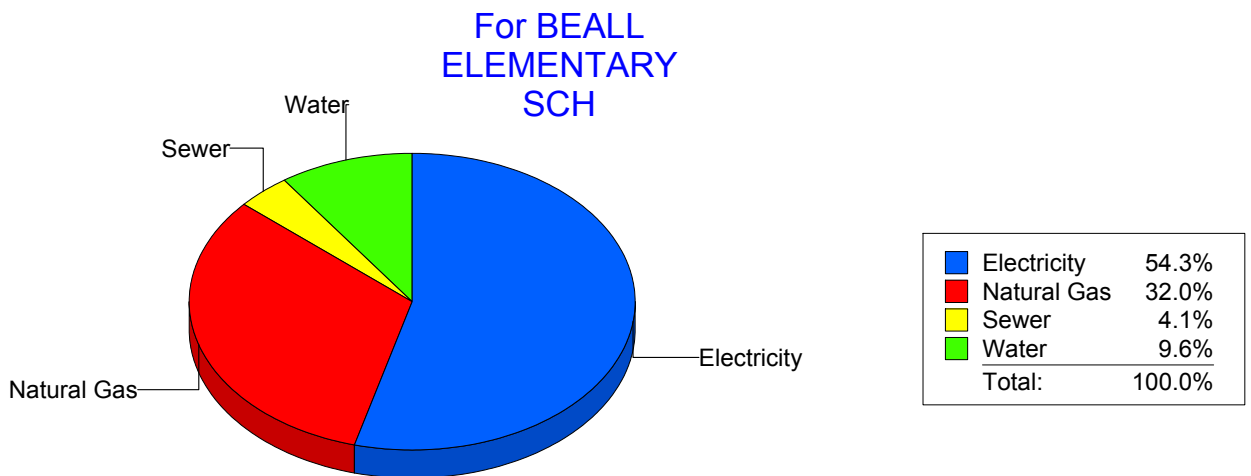
Energy CAP

Cost Avoidance Program

Cost Summary Graph

Grouped by Energy Type

Energy Type	Use	Units	Total Cost	Avg Unit Cost	% of Total Cost
Site: BEALL ELEMENTARY SCH - BEALL ELEMENTARY SCH					
Electricity	18,480	KWH	\$2,784.66	0.1507	54.29%
Natural Gas	2,082	CCF	\$1,642.39	0.7889	32.02%
Water	161	CCF	\$491.75	3.0543	9.59%
Sewer	57	CCF	\$210.00	3.6842	4.09%
Total Cost:			\$5,128.80		



Filters: Cost Center Name Not Equal To DoNotReport; Site Name Not Equal To DoNotReport; Billing Period Equal To 200812

elpaso

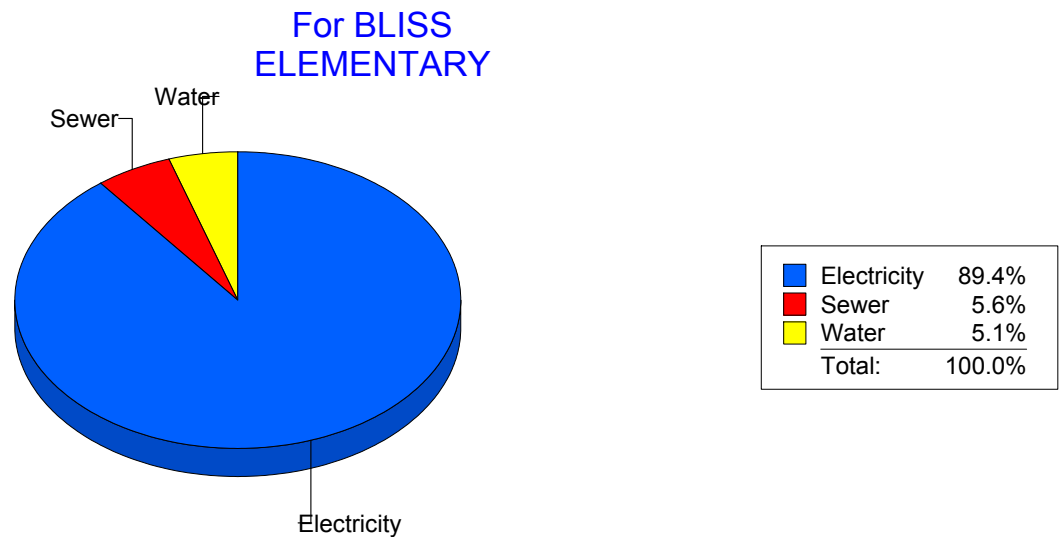
Energy CAP

Cost Avoidance Program

Cost Summary Graph

Grouped by Energy Type

Energy Type	Use	Units	Total Cost	Avg Unit Cost	% of Total Cost
Site: BLISS ELEMENTARY - BLISS ELEMENTARY					
Electricity	39,300	KWH	\$4,492.59	0.1143	89.35%
Water	89	CCF	\$254.24	2.8566	5.06%
Sewer	113	CCF	\$281.12	2.4878	5.59%
Total Cost:			\$5,027.95		



Filters: Cost Center Name Not Equal To DoNotReport; Site Name Not Equal To DoNotReport; Billing Period Equal To 200812

elpaso

Energy CAP

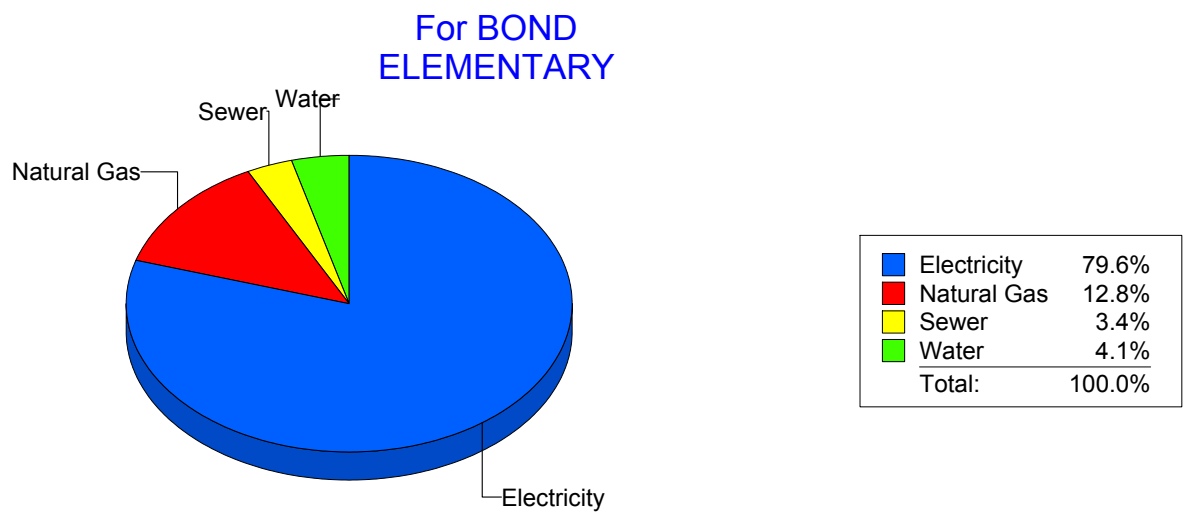
Cost Avoidance Program

Cost Summary Graph

Grouped by Energy Type

Energy Type	Use	Units	Total Cost	Avg Unit Cost	% of Total Cost
Site: BOND - BOND ELEMENTARY					
Electricity	51,711	KWH	\$9,262.41	0.1791	79.62%
Natural Gas	1,845	CCF	\$1,488.73	0.8069	12.80%
Water	246	CCF	\$481.89	1.9589	4.14%
Sewer	159	CCF	\$399.54	2.5128	3.43%

Total Cost: \$11,632.57



Filters: Cost Center Name Not Equal To DoNotReport; Site Name Not Equal To DoNotReport; Billing Period Equal To 200812

elpaso

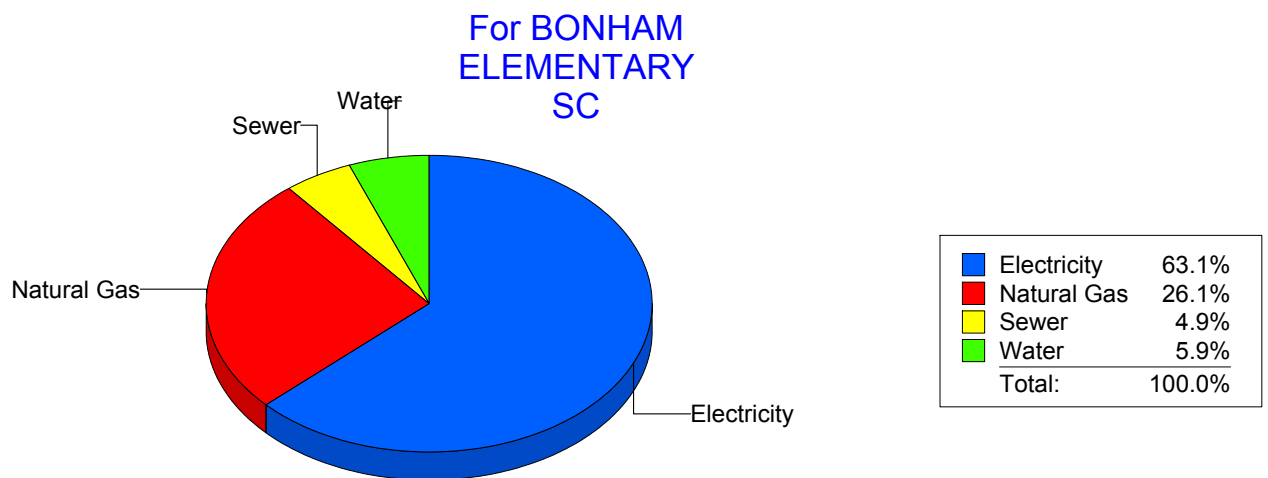
Energy CAP

Cost Avoidance Program

Cost Summary Graph

Grouped by Energy Type

Energy Type	Use	Units	Total Cost	Avg Unit Cost	% of Total Cost
Site: BONHAM ELEMENTARY SC - BONHAM ELEMENTARY SC					
Electricity	23,818	KWH	\$3,787.91	0.1590	63.06%
Natural Gas	1,953	CCF	\$1,569.45	0.8036	26.13%
Water	166	CCF	\$356.34	2.1466	5.93%
Sewer	174	CCF	\$293.33	1.6858	4.88%
Total Cost:			\$6,007.03		



Filters: Cost Center Name Not Equal To DoNotReport; Site Name Not Equal To DoNotReport; Billing Period Equal To 200812

el Paso

Energy CAP

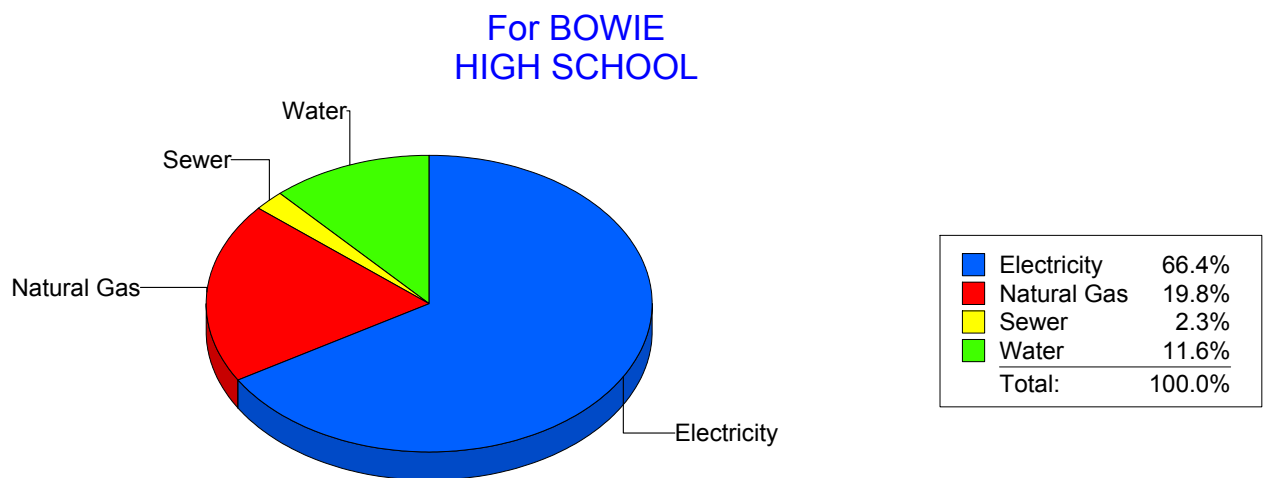
Cost Avoidance Program

Cost Summary Graph

Grouped by Energy Type

Energy Type	Use	Units	Total Cost	Avg Unit Cost	% of Total Cost
Site: BOWIE HIGH SCHOOL - BOWIE HIGH SCHOOL					
Electricity	228,281	KWH	\$29,587.68	0.1296	66.35%
Natural Gas	11,428	CCF	\$8,824.78	0.7722	19.79%
Water	3,717	CCF	\$5,162.44	1.3889	11.58%
Sewer	477	CCF	\$1,017.59	2.1333	2.28%

Total Cost: \$44,592.49



Filters: Cost Center Name Not Equal To DoNotReport; Site Name Not Equal To DoNotReport; Billing Period Equal To 200812

elpaso

Energy CAP

Cost Avoidance Program

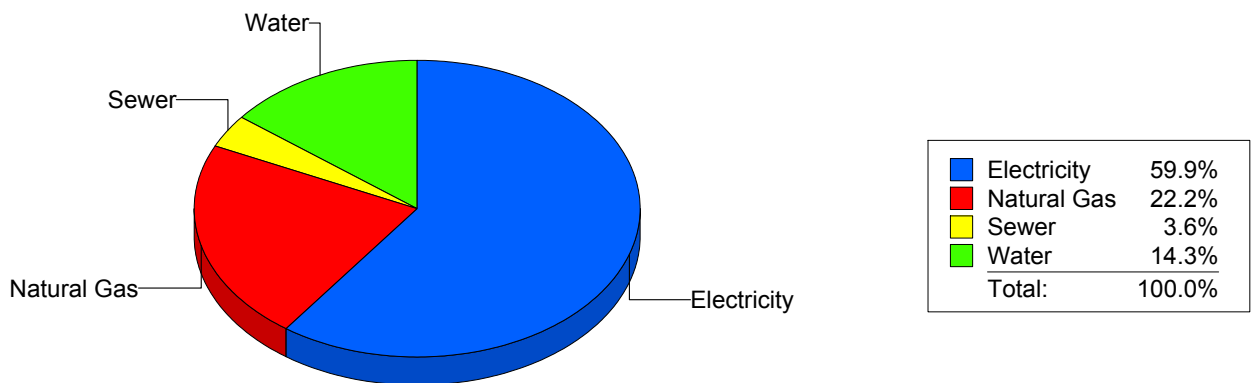
Cost Summary Graph

Grouped by Energy Type

Energy Type	Use	Units	Total Cost	Avg Unit Cost	% of Total Cost
Site: BRADLEY ELEMENTARY - BRADLEY ELEMENTARY					
Electricity	25,500	KWH	\$3,698.21	0.1450	59.90%
Natural Gas	1,729	CCF	\$1,369.39	0.7920	22.18%
Water	153	CCF	\$885.79	5.7895	14.35%
Sewer	7	CCF	\$220.84	31.5486	3.58%

Total Cost: \$6,174.23

For BRADLEY
ELEMENTARY



Filters: Cost Center Name Not Equal To DoNotReport; Site Name Not Equal To DoNotReport; Billing Period Equal To 200812

elpaso

Energy CAP

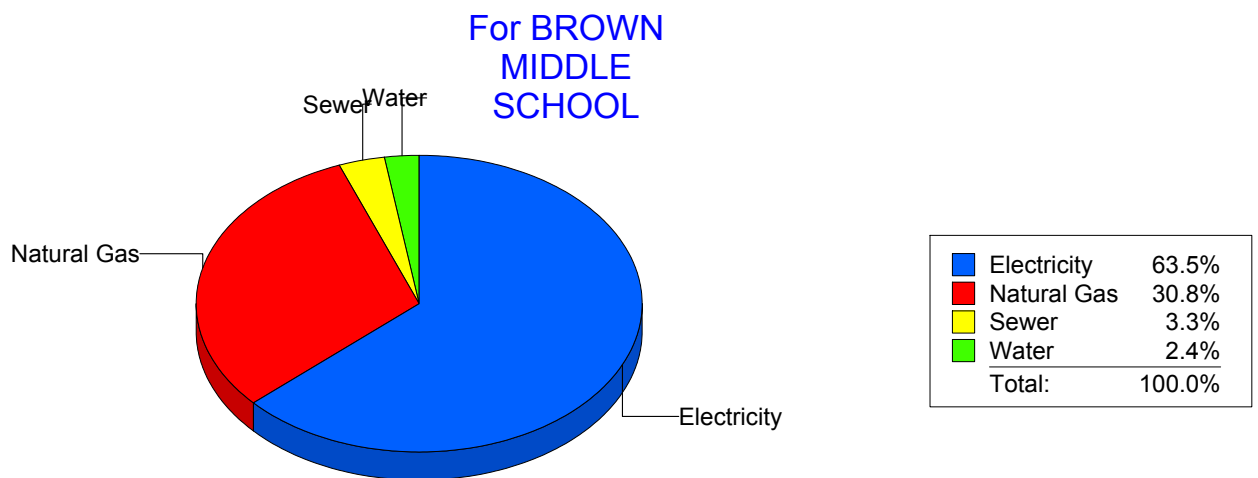
Cost Avoidance Program

Cost Summary Graph

Grouped by Energy Type

Energy Type	Use	Units	Total Cost	Avg Unit Cost	% of Total Cost
Site: BROWN MIDDLE SCHOOL - BROWN MIDDLE SCHOOL					
Electricity	91,000	KWH	\$11,947.15	0.1313	63.47%
Natural Gas	7,521	CCF	\$5,802.78	0.7715	30.83%
Water	165	CCF	\$460.09	2.7884	2.44%
Sewer	316	CCF	\$613.27	1.9407	3.26%

Total Cost: \$18,823.29



Filters: Cost Center Name Not Equal To DoNotReport; Site Name Not Equal To DoNotReport; Billing Period Equal To 200812

elpaso

Energy CAP

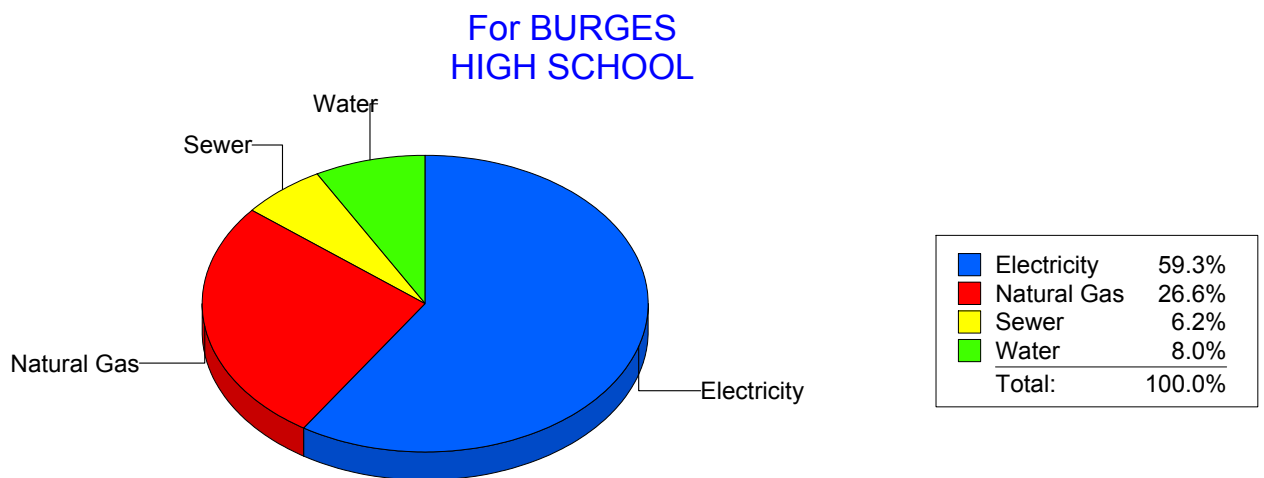
Cost Avoidance Program

Cost Summary Graph

Grouped by Energy Type

Energy Type	Use	Units	Total Cost	Avg Unit Cost	% of Total Cost
Site: BURGESS HIGH SCHOOL - BURGESS HIGH SCHOOL					
Electricity	87,905	KWH	\$12,743.97	0.1450	59.26%
Natural Gas	7,376	CCF	\$5,724.34	0.7761	26.62%
Water	1,037	CCF	\$1,712.86	1.6517	7.96%
Sewer	877	CCF	\$1,325.74	1.5117	6.16%

Total Cost: \$21,506.91



Filters: Cost Center Name Not Equal To DoNotReport; Site Name Not Equal To DoNotReport; Billing Period Equal To 200812

elpaso

Energy CAP

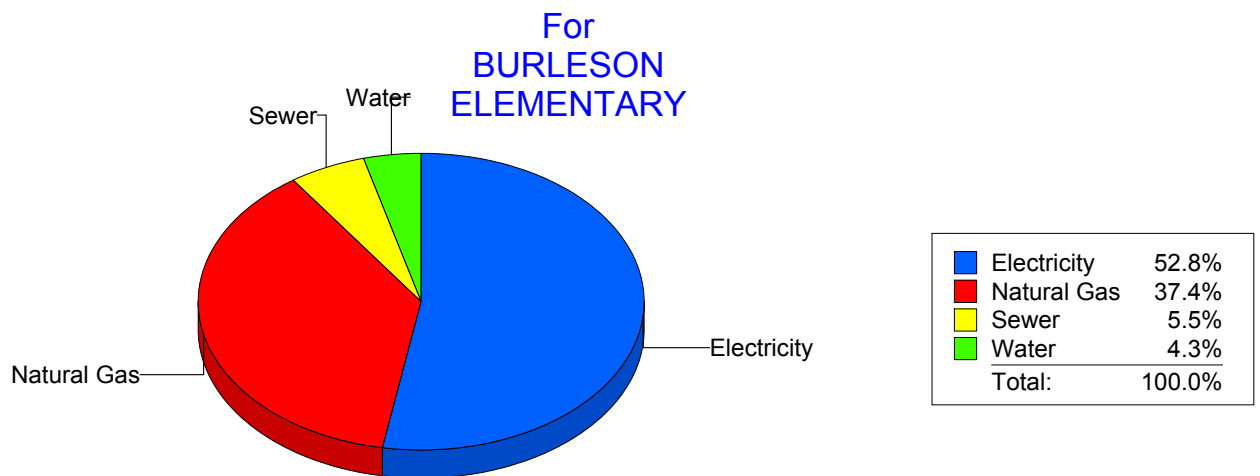
Cost Avoidance Program

Cost Summary Graph

Grouped by Energy Type

Energy Type	Use	Units	Total Cost	Avg Unit Cost	% of Total Cost
Site: BURLESON ELEMENTARY - BURLESON ELEMENTARY					
Electricity	28,177	KWH	\$3,554.77	0.1262	52.78%
Natural Gas	3,101	CCF	\$2,521.75	0.8132	37.44%
Water	122	CCF	\$286.25	2.3463	4.25%
Sewer	195	CCF	\$372.13	1.9084	5.53%

Total Cost: \$6,734.90



Filters: Cost Center Name Not Equal To DoNotReport; Site Name Not Equal To DoNotReport; Billing Period Equal To 200812

elpaso

Energy CAP

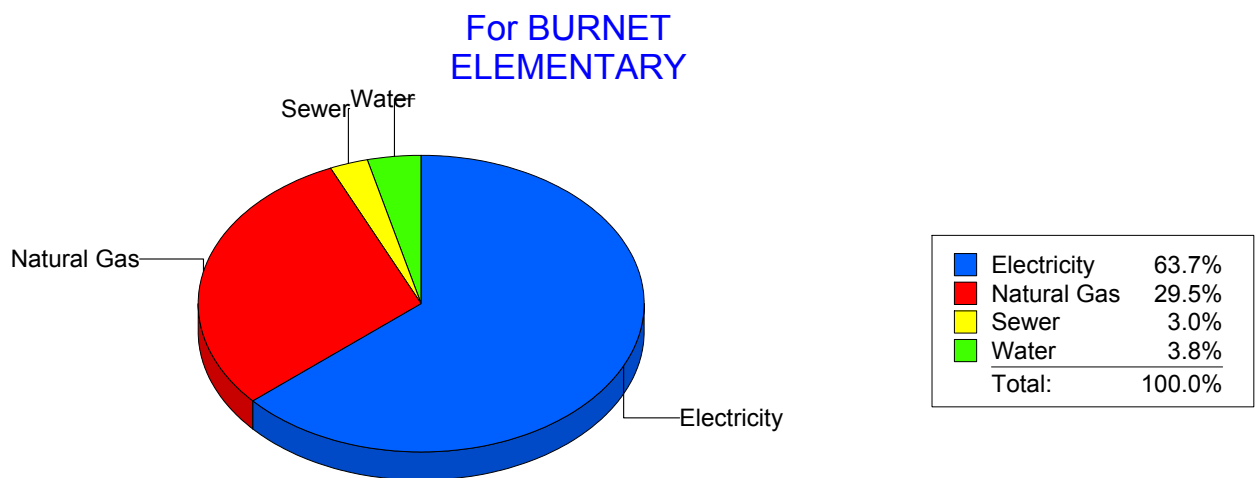
Cost Avoidance Program

Cost Summary Graph

Grouped by Energy Type

Energy Type	Use	Units	Total Cost	Avg Unit Cost	% of Total Cost
Site: BURNET ELEMENTARY - BURNET ELEMENTARY					
Electricity	20,213	KWH	\$3,471.92	0.1718	63.72%
Natural Gas	2,000	CCF	\$1,607.69	0.8038	29.51%
Water	100	CCF	\$207.63	2.0763	3.81%
Sewer	78	CCF	\$161.30	2.0679	2.96%

Total Cost: \$5,448.54



Filters: Cost Center Name Not Equal To DoNotReport; Site Name Not Equal To DoNotReport; Billing Period Equal To 200812

elpaso

Energy CAP

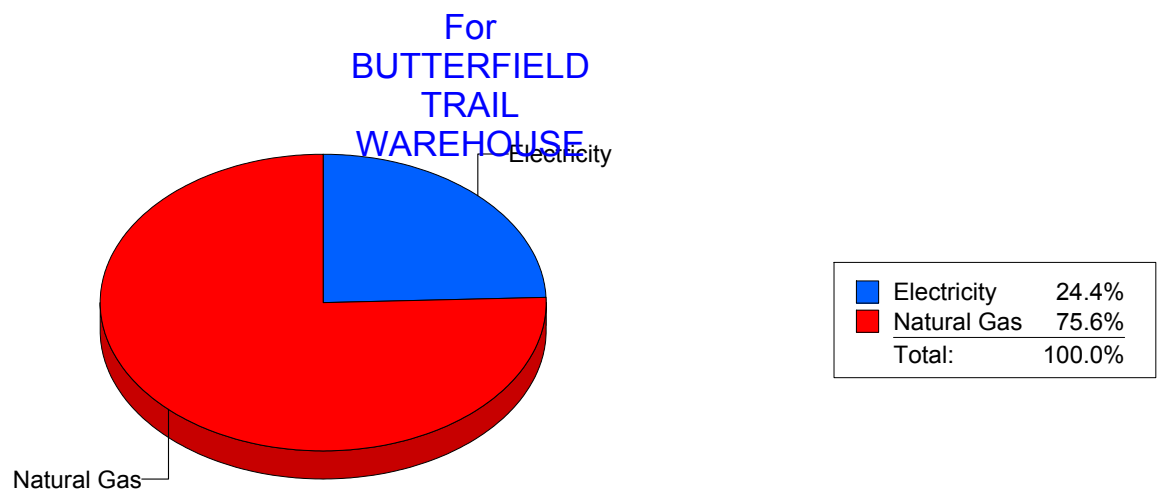
Cost Avoidance Program

Cost Summary Graph

Grouped by Energy Type

Energy Type	Use	Units	Total Cost	Avg Unit Cost	% of Total Cost
Site: BUTTERFIELDTRAILWAREHOUSE - BUTTERFIELD TRAIL WAREHOUSE					
Electricity	3,100	KWH	\$494.34	0.1595	24.41%
Natural Gas	1,938	CCF	\$1,531.02	0.7900	75.59%

Total Cost: \$2,025.36



Filters: Cost Center Name Not Equal To DoNotReport; Site Name Not Equal To DoNotReport; Billing Period Equal To 200812

elpaso

Energy CAP

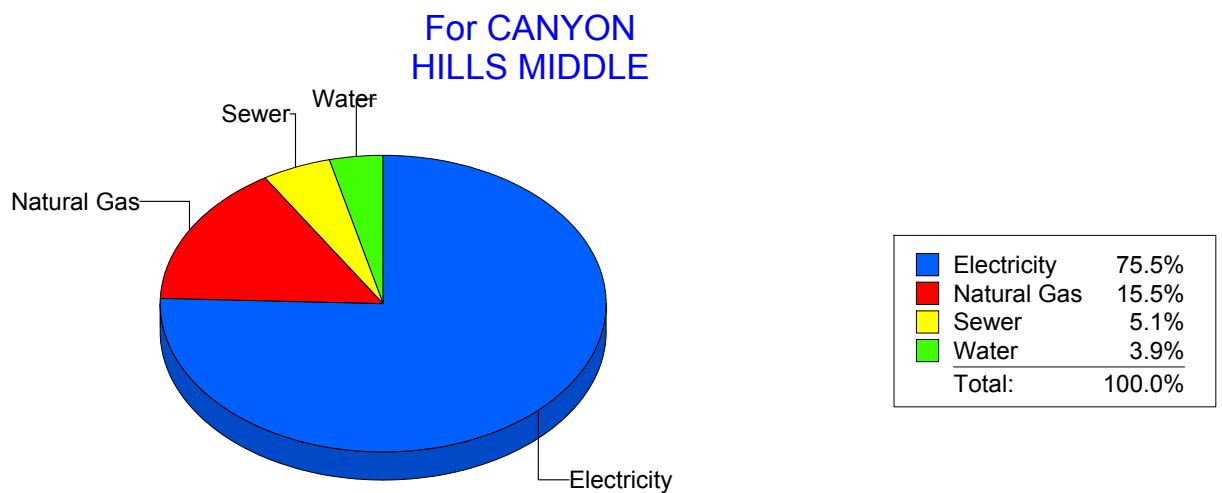
Cost Avoidance Program

Cost Summary Graph

Grouped by Energy Type

Energy Type	Use	Units	Total Cost	Avg Unit Cost	% of Total Cost
Site: CANYON HILLS MIDDLE - CANYON HILLS MIDDLE					
Electricity	57,150	KWH	\$8,880.28	0.1554	75.50%
Natural Gas	2,284	CCF	\$1,823.39	0.7983	15.50%
Water	179	CCF	\$453.03	2.5309	3.85%
Sewer	310	CCF	\$605.65	1.9537	5.15%

Total Cost: \$11,762.35



Filters: Cost Center Name Not Equal To DoNotReport; Site Name Not Equal To DoNotReport; Billing Period Equal To 200812

elpaso

Energy CAP

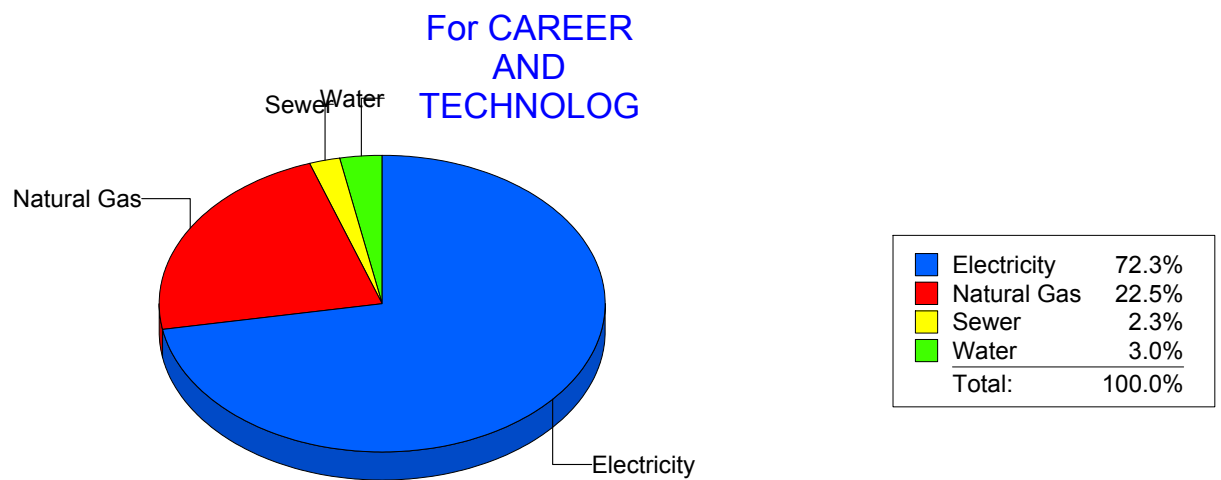
Cost Avoidance Program

Cost Summary Graph

Grouped by Energy Type

Energy Type	Use	Units	Total Cost	Avg Unit Cost	% of Total Cost
Site: CAREER AND TECHNOLOG - CAREER AND TECHNOLOG					
Electricity	111,082	KWH	\$11,625.00	0.1047	72.27%
Natural Gas	4,653	CCF	\$3,613.94	0.7767	22.47%
Water	196	CCF	\$479.38	2.4458	2.98%
Sewer	142	CCF	\$367.43	2.5875	2.28%

Total Cost: \$16,085.75



Filters: Cost Center Name Not Equal To DoNotReport; Site Name Not Equal To DoNotReport; Billing Period Equal To 200812

el Paso

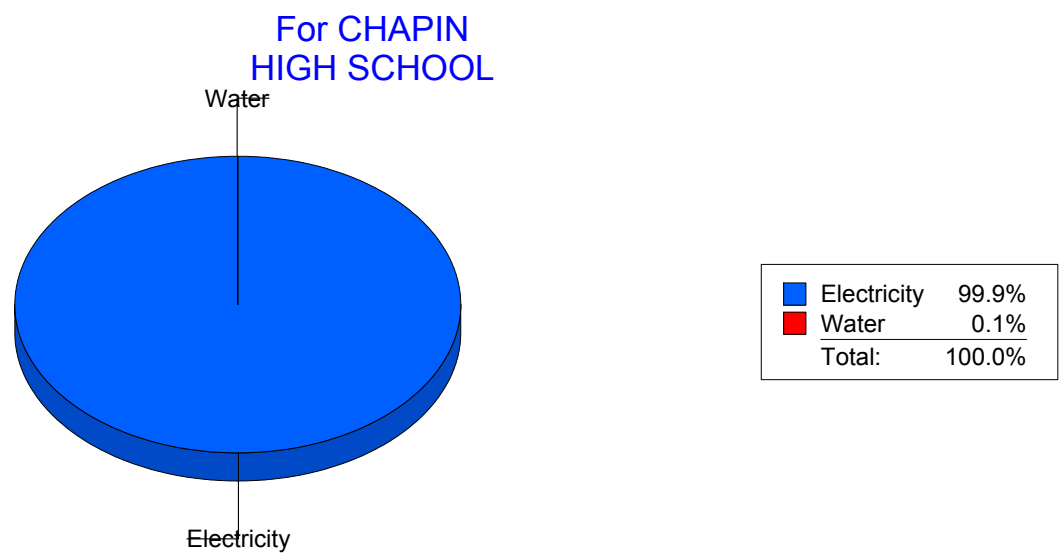
Energy CAP

Cost Avoidance Program

Cost Summary Graph

Grouped by Energy Type

Energy Type	Use	Units	Total Cost	Avg Unit Cost	% of Total Cost
Site: CHAPIN HIGH SCHOOL - CHAPIN HIGH SCHOOL					
Electricity	195,300	KWH	\$24,403.37	0.1250	99.91%
Water	0	CCF	\$21.83	0.0000	0.09%
Total Cost:			\$24,425.20		



Filters: Cost Center Name Not Equal To DoNotReport; Site Name Not Equal To DoNotReport; Billing Period Equal To 200812

elpaso

Energy CAP

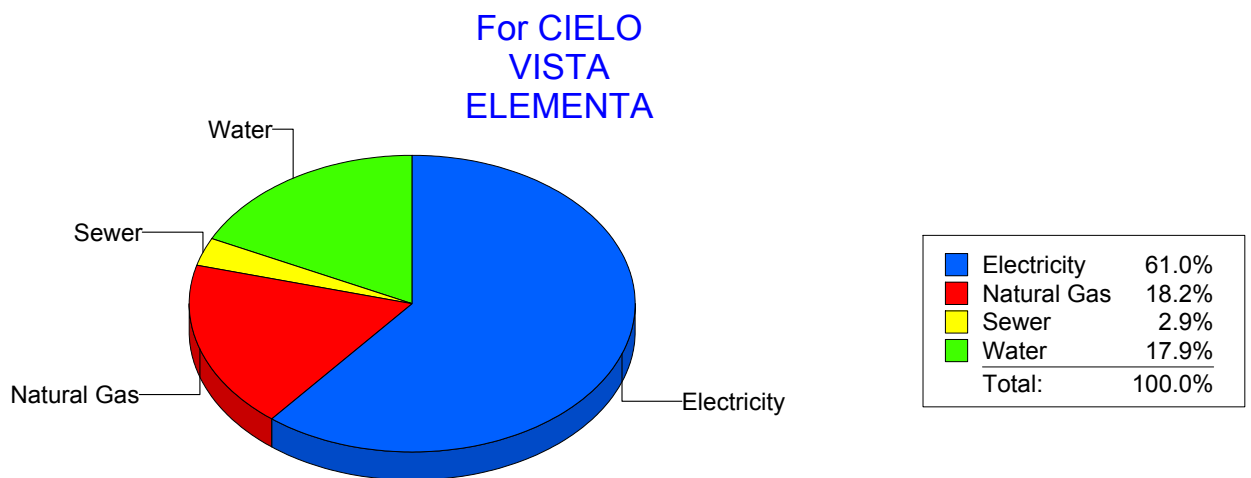
Cost Avoidance Program

Cost Summary Graph

Grouped by Energy Type

Energy Type	Use	Units	Total Cost	Avg Unit Cost	% of Total Cost
Site: CIELO VISTA ELEMENTA - CIELO VISTA ELEMENTA					
Electricity	31,850	KWH	\$5,509.79	0.1730	60.97%
Natural Gas	2,043	CCF	\$1,644.40	0.8049	18.20%
Water	401	CCF	\$1,618.65	4.0365	17.91%
Sewer	100	CCF	\$264.61	2.6461	2.93%

Total Cost: \$9,037.45



Filters: Cost Center Name Not Equal To DoNotReport; Site Name Not Equal To DoNotReport; Billing Period Equal To 200812

el Paso

Energy CAP

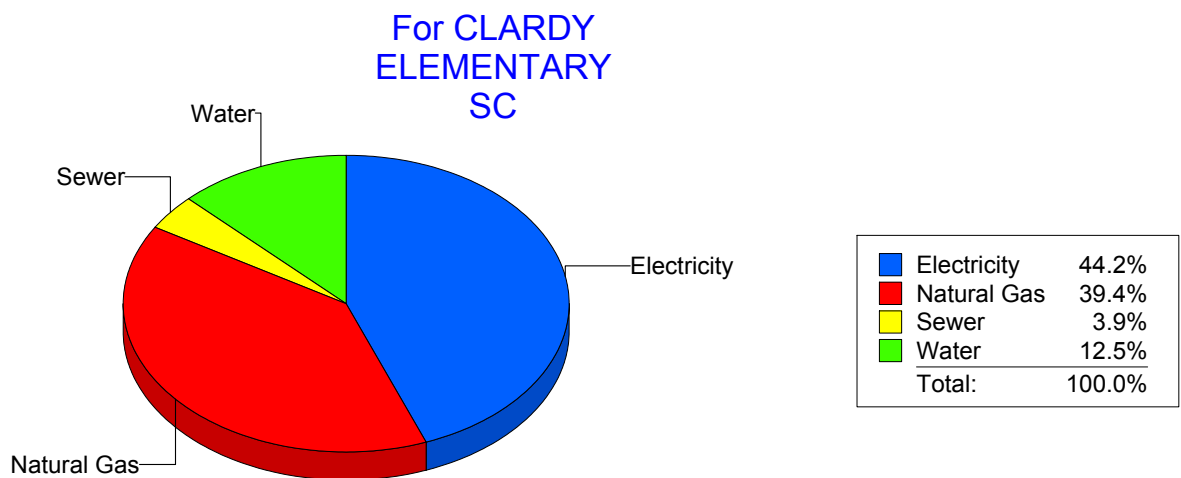
Cost Avoidance Program

Cost Summary Graph

Grouped by Energy Type

Energy Type	Use	Units	Total Cost	Avg Unit Cost	% of Total Cost
Site: CLARDY ELEMENTARY SC - CLARDY ELEMENTARY SC					
Electricity	22,038	KWH	\$3,667.77	0.1664	44.15%
Natural Gas	4,170	CCF	\$3,276.36	0.7857	39.44%
Water	323	CCF	\$1,037.77	3.2129	12.49%
Sewer	99	CCF	\$325.58	3.2887	3.92%

Total Cost: \$8,307.48



Filters: Cost Center Name Not Equal To DoNotReport; Site Name Not Equal To DoNotReport; Billing Period Equal To 200812

elpaso

Energy CAP

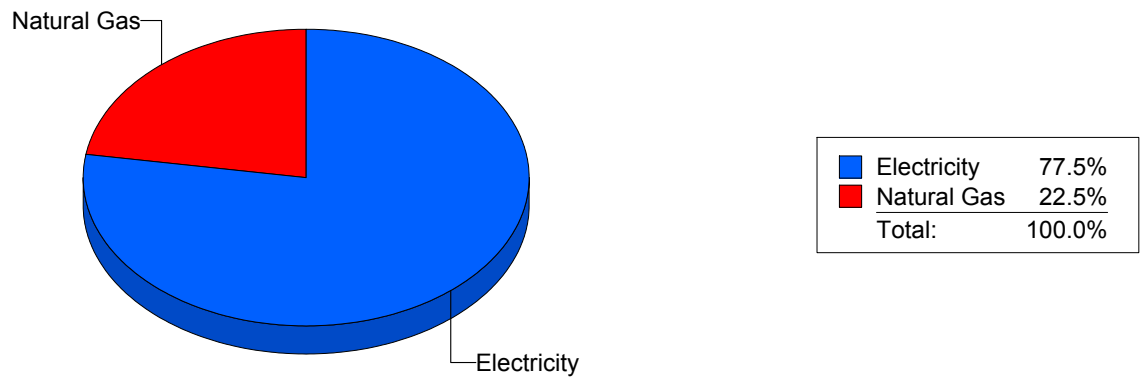
Cost Avoidance Program

Cost Summary Graph

Grouped by Energy Type

Energy Type	Use	Units	Total Cost	Avg Unit Cost	% of Total Cost
Site: CLENDININ - CLENDININ					
Electricity	35,500	KWH	\$6,141.36	0.1730	77.54%
Natural Gas	2,259	CCF	\$1,779.29	0.7876	22.46%
Total Cost:			\$7,920.65		

For CLENDININ



Filters: Cost Center Name Not Equal To DoNotReport; Site Name Not Equal To DoNotReport; Billing Period Equal To 200812

elpaso

Energy CAP

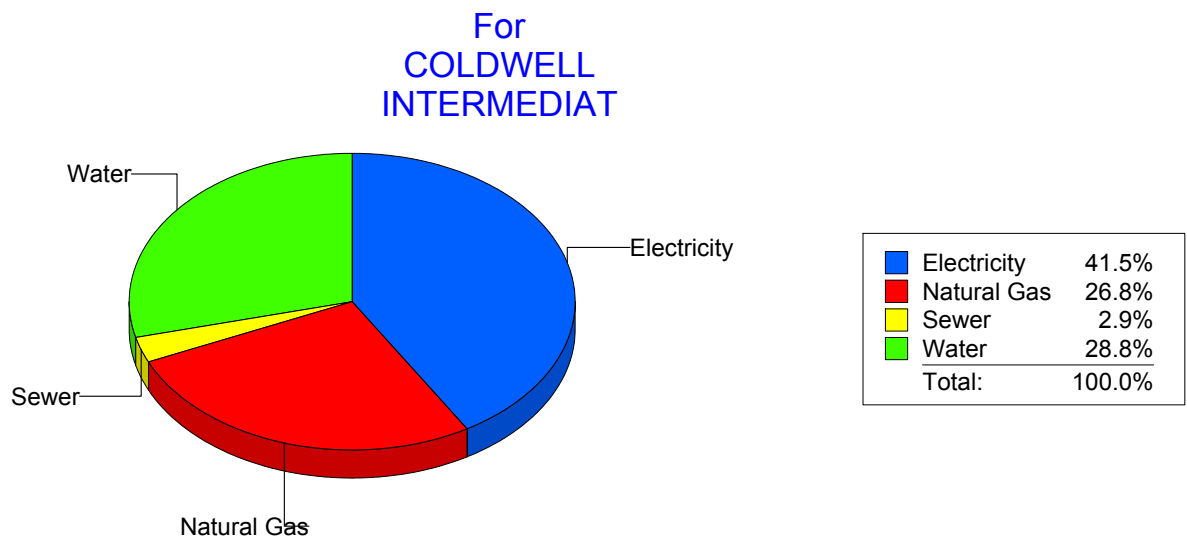
Cost Avoidance Program

Cost Summary Graph

Grouped by Energy Type

Energy Type	Use	Units	Total Cost	Avg Unit Cost	% of Total Cost
Site: COLDWELL INTERMEDIAT - COLDWELL INTERMEDIAT					
Electricity	19,021	KWH	\$2,780.47	0.1462	41.53%
Natural Gas	2,238	CCF	\$1,793.06	0.8012	26.78%
Water	446	CCF	\$1,926.64	4.3198	28.77%
Sewer	66	CCF	\$195.54	2.9627	2.92%

Total Cost: \$6,695.71



Filters: Cost Center Name Not Equal To DoNotReport; Site Name Not Equal To DoNotReport; Billing Period Equal To 200812

elpaso

Energy CAP

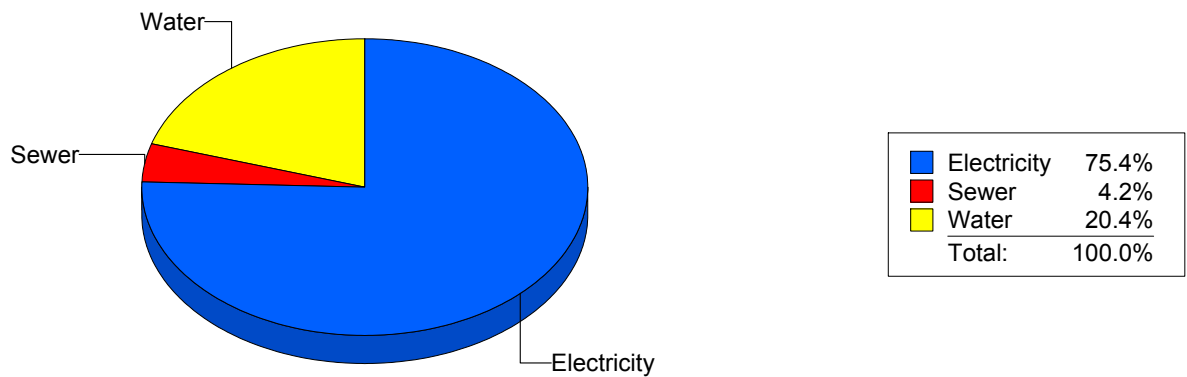
Cost Avoidance Program

Cost Summary Graph

Grouped by Energy Type

Energy Type	Use	Units	Total Cost	Avg Unit Cost	% of Total Cost
Site: COLLINS ELEMENTARY - COLLINS ELEMENTARY					
Electricity	48,710	KWH	\$6,899.94	0.1417	75.43%
Water	492	CCF	\$1,864.04	3.7887	20.38%
Sewer	194	CCF	\$383.99	1.9793	4.20%
Total Cost:			\$9,147.97		

For COLLINS
ELEMENTARY



Filters: Cost Center Name Not Equal To DoNotReport; Site Name Not Equal To DoNotReport; Billing Period Equal To 200812

elpaso

Energy CAP

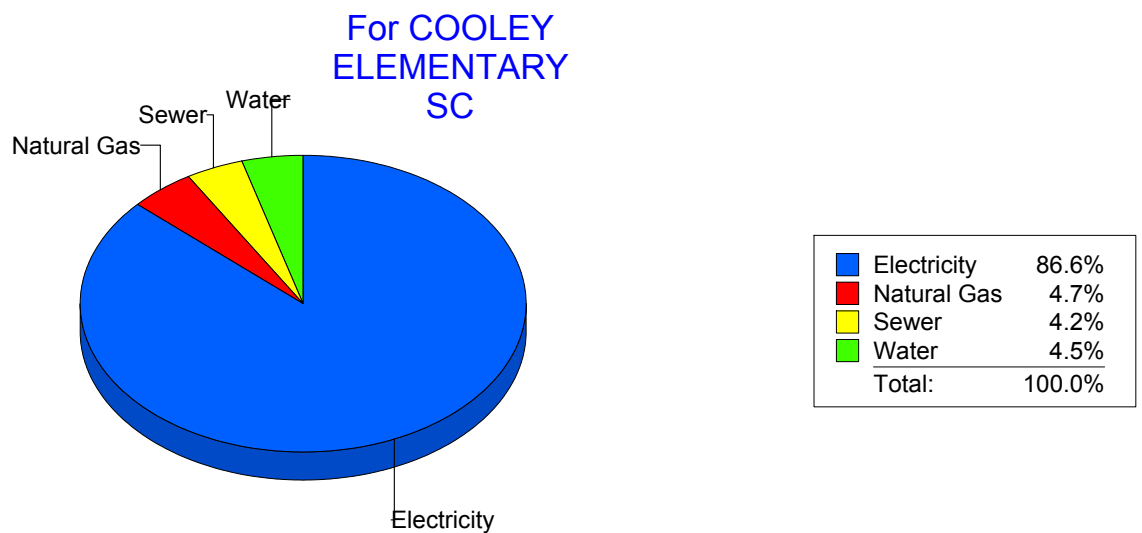
Cost Avoidance Program

Cost Summary Graph

Grouped by Energy Type

Energy Type	Use	Units	Total Cost	Avg Unit Cost	% of Total Cost
Site: COOLEY ELEMENTARY SC - COOLEY ELEMENTARY SC					
Electricity	89,280	KWH	\$10,808.37	0.1211	86.58%
Natural Gas	719	CCF	\$588.25	0.8182	4.71%
Water	184	CCF	\$559.56	3.0411	4.48%
Sewer	170	CCF	\$527.47	3.1028	4.23%

Total Cost: \$12,483.65



Filters: Cost Center Name Not Equal To DoNotReport; Site Name Not Equal To DoNotReport; Billing Period Equal To 200812

el Paso

Energy CAP

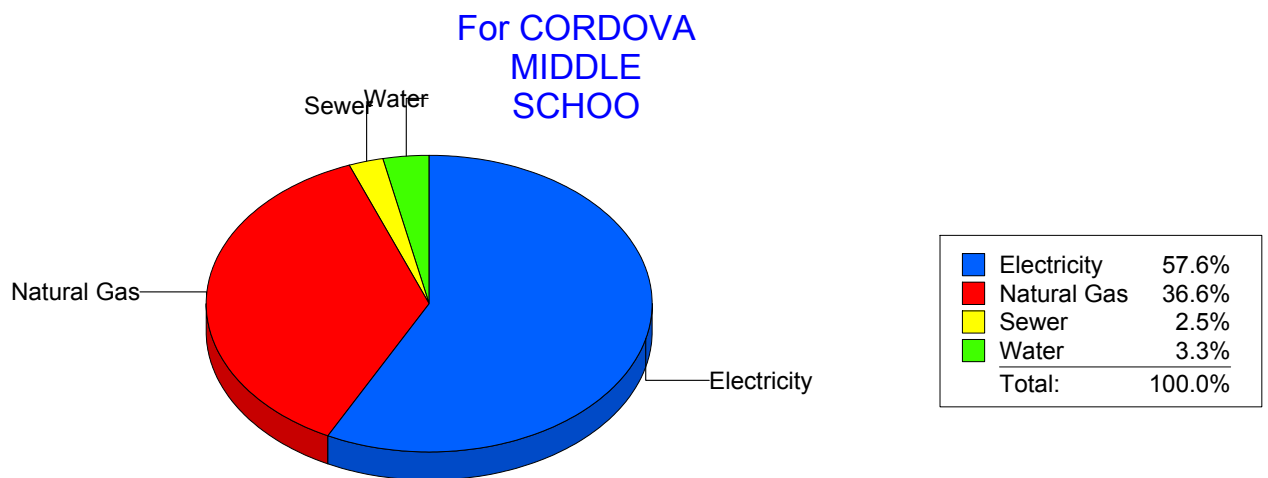
Cost Avoidance Program

Cost Summary Graph

Grouped by Energy Type

Energy Type	Use	Units	Total Cost	Avg Unit Cost	% of Total Cost
Site: CORDOVA MIDDLE SCHOO - CORDOVA MIDDLE SCHOO					
Electricity	66,500	KWH	\$9,079.00	0.1365	57.59%
Natural Gas	7,488	CCF	\$5,777.60	0.7716	36.65%
Water	180	CCF	\$517.51	2.8751	3.28%
Sewer	141	CCF	\$391.02	2.7732	2.48%

Total Cost: \$15,765.13



Filters: Cost Center Name Not Equal To DoNotReport; Site Name Not Equal To DoNotReport; Billing Period Equal To 200812

elpaso

Energy CAP

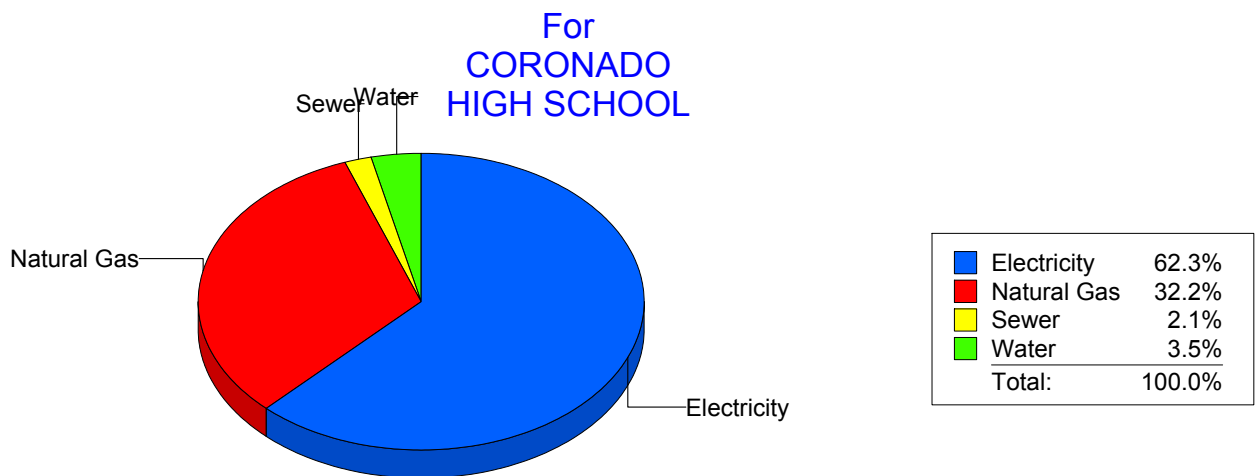
Cost Avoidance Program

Cost Summary Graph

Grouped by Energy Type

Energy Type	Use	Units	Total Cost	Avg Unit Cost	% of Total Cost
Site: CORONADO HIGH SCHOOL - CORONADO HIGH SCHOOL					
Electricity	186,505	KWH	\$25,759.27	0.1381	62.25%
Natural Gas	17,288	CCF	\$13,315.15	0.7702	32.18%
Water	879	CCF	\$1,453.38	1.6534	3.51%
Sewer	446	CCF	\$850.72	1.9074	2.06%

Total Cost: \$41,378.52



Filters: Cost Center Name Not Equal To DoNotReport; Site Name Not Equal To DoNotReport; Billing Period Equal To 200812

elpaso

Energy CAP

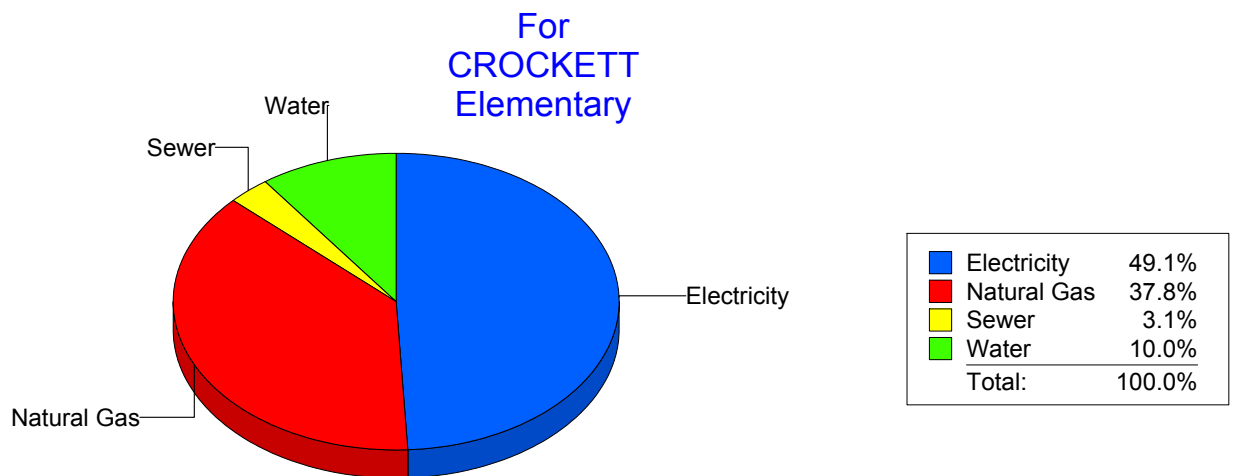
Cost Avoidance Program

Cost Summary Graph

Grouped by Energy Type

Energy Type	Use	Units	Total Cost	Avg Unit Cost	% of Total Cost
Site: CROCKETT - CROCKETT Elementary					
Electricity	28,400	KWH	\$3,955.45	0.1393	49.11%
Natural Gas	3,907	CCF	\$3,044.61	0.7793	37.80%
Water	236	CCF	\$805.12	3.4115	10.00%
Sewer	98	CCF	\$248.94	2.5402	3.09%

Total Cost: \$8,054.12



Filters: Cost Center Name Not Equal To DoNotReport; Site Name Not Equal To DoNotReport; Billing Period Equal To 200812

elpaso

Energy CAP

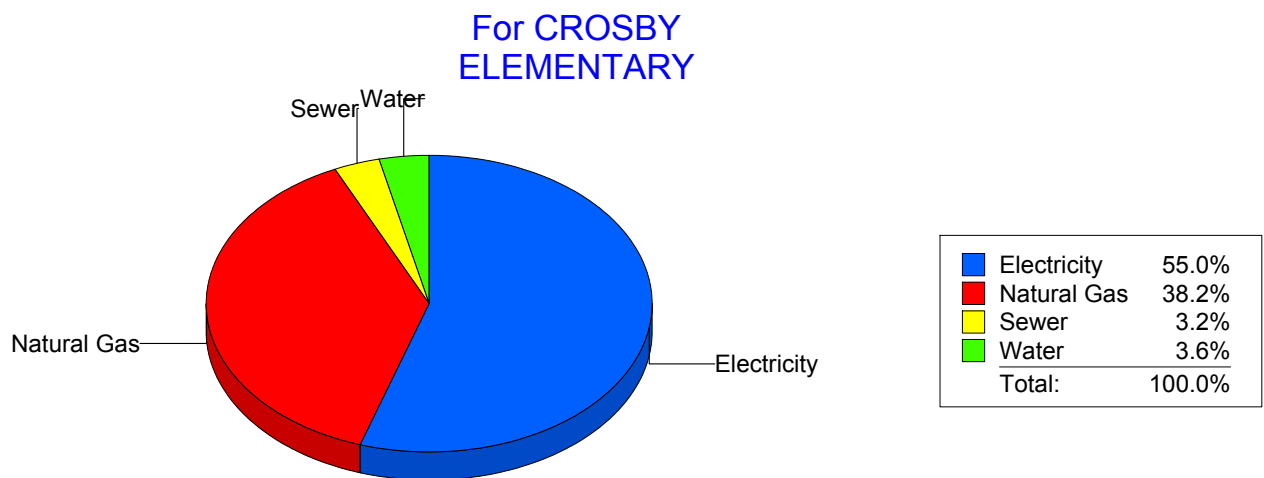
Cost Avoidance Program

Cost Summary Graph

Grouped by Energy Type

Energy Type	Use	Units	Total Cost	Avg Unit Cost	% of Total Cost
Site: CROSBY ELEMENTARY - CROSBY ELEMENTARY					
Electricity	27,319	KWH	\$4,217.73	0.1544	55.01%
Natural Gas	3,702	CCF	\$2,925.55	0.7903	38.16%
Water	96	CCF	\$279.10	2.9073	3.64%
Sewer	95	CCF	\$245.13	2.5803	3.20%

Total Cost: \$7,667.51



Filters: Cost Center Name Not Equal To DoNotReport; Site Name Not Equal To DoNotReport; Billing Period Equal To 200812

elpaso

Energy CAP

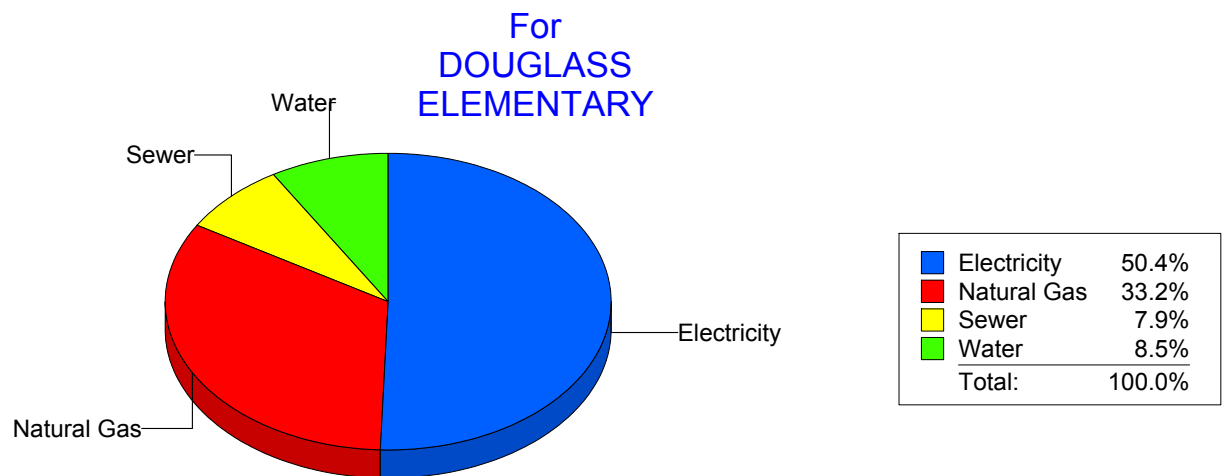
Cost Avoidance Program

Cost Summary Graph

Grouped by Energy Type

Energy Type	Use	Units	Total Cost	Avg Unit Cost	% of Total Cost
Site: DOUGLASS ELEMENTARY - DOUGLASS ELEMENTARY					
Electricity	30,861	KWH	\$4,226.72	0.1370	50.44%
Natural Gas	3,528	CCF	\$2,783.25	0.7889	33.21%
Water	387	CCF	\$710.31	1.8354	8.48%
Sewer	384	CCF	\$659.36	1.7171	7.87%

Total Cost: \$8,379.64



Filters: Cost Center Name Not Equal To DoNotReport; Site Name Not Equal To DoNotReport; Billing Period Equal To 200812

elpaso

Energy CAP

Cost Avoidance Program

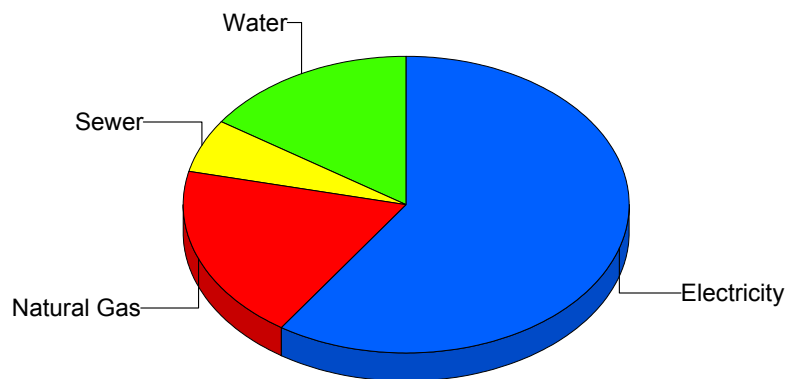
Cost Summary Graph

Grouped by Energy Type

Energy Type	Use	Units	Total Cost	Avg Unit Cost	% of Total Cost
Site: DOWELL ELEMENTARY - DOWELL ELEMENTARY					
Electricity	22,852	KWH	\$3,270.50	0.1431	59.45%
Natural Gas	1,324	CCF	\$1,056.50	0.7980	19.21%
Water	440	CCF	\$855.34	1.9440	15.55%
Sewer	212	CCF	\$318.72	1.5034	5.79%

Total Cost: \$5,501.06

For DOWELL
ELEMENTARY



Electricity	59.5%
Natural Gas	19.2%
Sewer	5.8%
Water	15.5%
Total:	100.0%

Filters: Cost Center Name Not Equal To DoNotReport; Site Name Not Equal To DoNotReport; Billing Period Equal To 200812

elpaso

Energy CAP

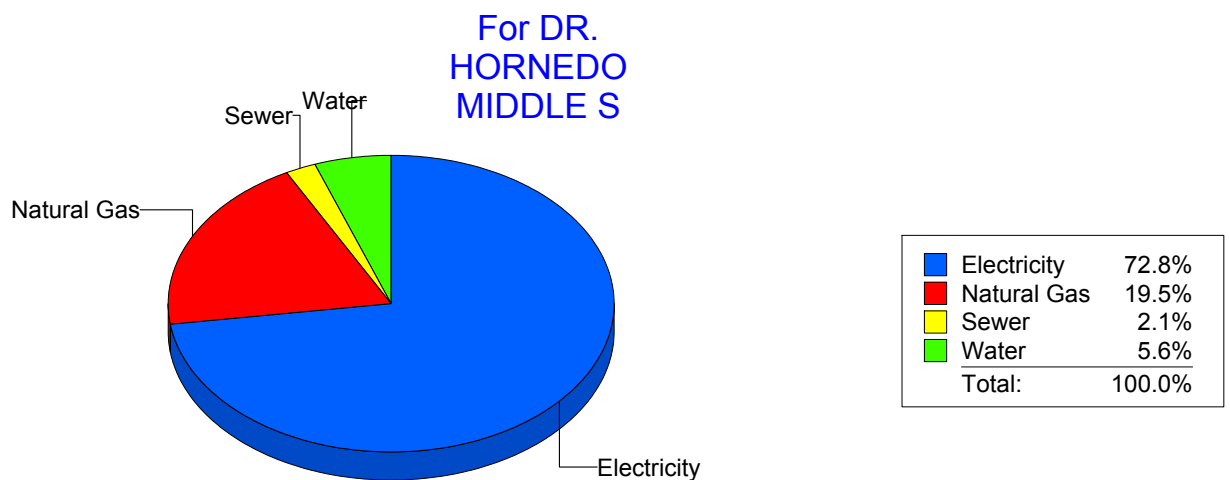
Cost Avoidance Program

Cost Summary Graph

Grouped by Energy Type

Energy Type	Use	Units	Total Cost	Avg Unit Cost	% of Total Cost
Site: DR. HORNEDO MIDDLE S - DR. HORNEDO MIDDLE S					
Electricity	105,000	KWH	\$14,746.81	0.1404	72.78%
Natural Gas	5,083	CCF	\$3,942.12	0.7755	19.46%
Water	879	CCF	\$1,142.47	1.2997	5.64%
Sewer	172	CCF	\$430.39	2.5023	2.12%

Total Cost: \$20,261.79



Filters: Cost Center Name Not Equal To DoNotReport; Site Name Not Equal To DoNotReport; Billing Period Equal To 200812

elpaso

Energy CAP

Cost Avoidance Program

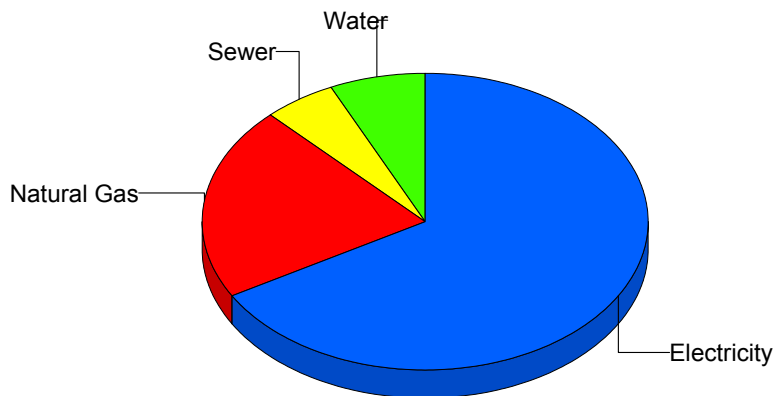
Cost Summary Graph

Grouped by Energy Type

Energy Type	Use	Units	Total Cost	Avg Unit Cost	% of Total Cost
Site: DR. L.A. NIXON ELEME - DR. L.A. NIXON ELEME					
Electricity	42,500	KWH	\$6,230.55	0.1466	66.61%
Natural Gas	2,488	CCF	\$1,983.39	0.7972	21.20%
Water	289	CCF	\$649.18	2.2463	6.94%
Sewer	190	CCF	\$490.63	2.5823	5.25%

Total Cost: \$9,353.75

For DR. L.A.
NIXON ELEME



Electricity	66.6%
Natural Gas	21.2%
Sewer	5.2%
Water	6.9%
Total:	100.0%

Filters: Cost Center Name Not Equal To DoNotReport; Site Name Not Equal To DoNotReport; Billing Period Equal To 200812

elpaso

Energy CAP

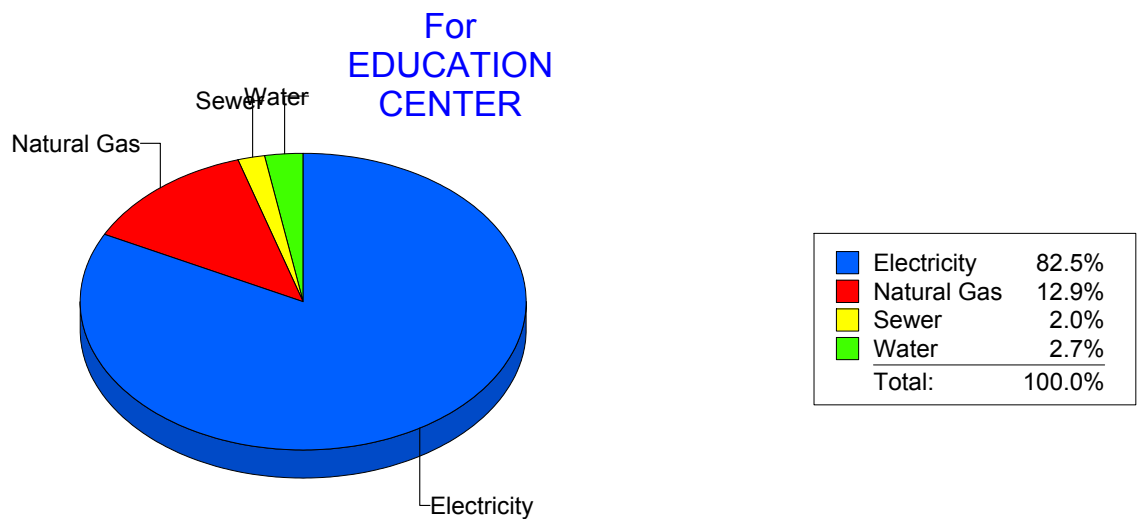
Cost Avoidance Program

Cost Summary Graph

Grouped by Energy Type

Energy Type	Use	Units	Total Cost	Avg Unit Cost	% of Total Cost
Site: EDUCATION CENTER - EDUCATION CENTER					
Electricity	268,334	KWH	\$31,241.66	0.1164	82.48%
Natural Gas	6,320	CCF	\$4,886.18	0.7731	12.90%
Water	397	CCF	\$1,004.96	2.5314	2.65%
Sewer	294	CCF	\$747.19	2.5415	1.97%

Total Cost: \$37,879.99



Filters: Cost Center Name Not Equal To DoNotReport; Site Name Not Equal To DoNotReport; Billing Period Equal To 200812

elpaso

Energy CAP

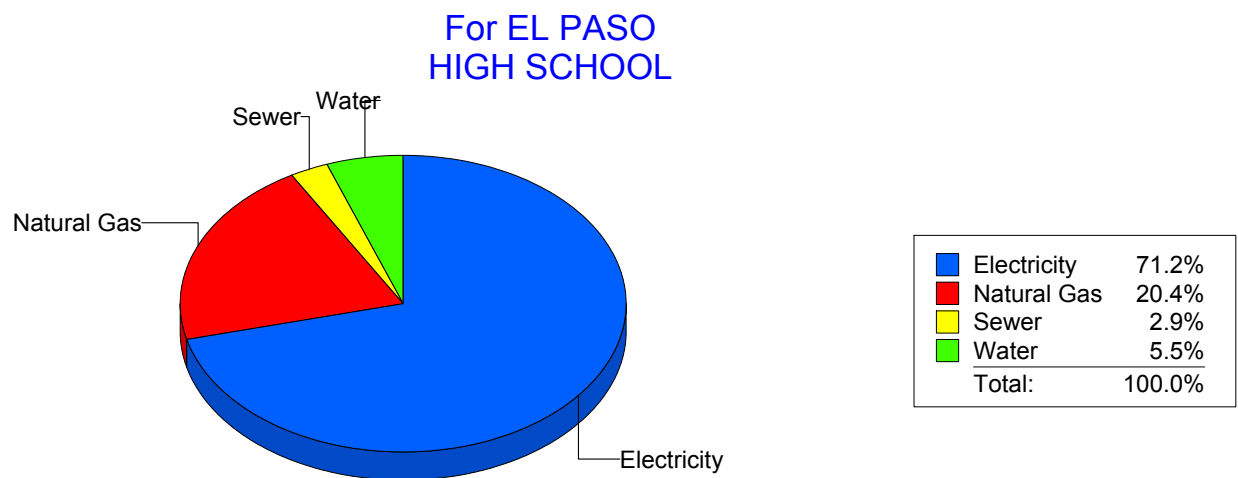
Cost Avoidance Program

Cost Summary Graph

Grouped by Energy Type

Energy Type	Use	Units	Total Cost	Avg Unit Cost	% of Total Cost
Site: EL PASO HIGH SCHOOL - EL PASO HIGH SCHOOL					
Electricity	123,316	KWH	\$19,274.85	0.1563	71.19%
Natural Gas	6,933	CCF	\$5,536.78	0.7986	20.45%
Water	563	CCF	\$1,482.80	2.6337	5.48%
Sewer	340	CCF	\$781.36	2.2981	2.89%

Total Cost: \$27,075.79



Filters: Cost Center Name Not Equal To DoNotReport; Site Name Not Equal To DoNotReport; Billing Period Equal To 200812

elpaso

Energy CAP

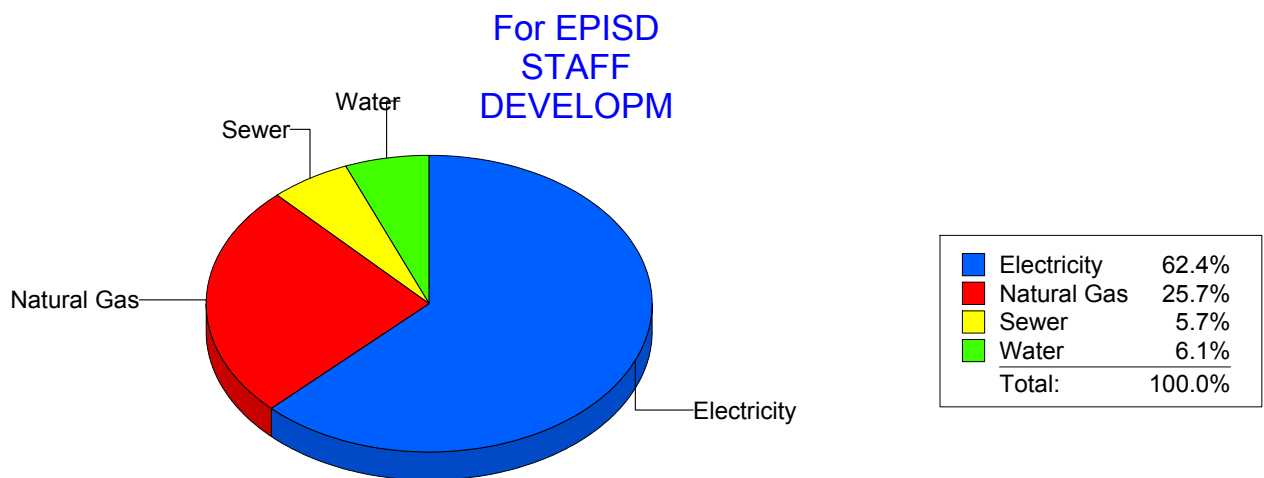
Cost Avoidance Program

Cost Summary Graph

Grouped by Energy Type

Energy Type	Use	Units	Total Cost	Avg Unit Cost	% of Total Cost
Site: EPISD STAFF DEVELOPM - EPISD STAFF DEVELOPM					
Electricity	10,200	KWH	\$1,323.40	0.1297	62.41%
Natural Gas	664	CCF	\$545.71	0.8219	25.74%
Water	45	CCF	\$129.39	2.8753	6.10%
Sewer	57	CCF	\$121.87	2.1381	5.75%

Total Cost: \$2,120.37



Filters: Cost Center Name Not Equal To DoNotReport; Site Name Not Equal To DoNotReport; Billing Period Equal To 200812

elpaso

Energy CAP

Cost Avoidance Program

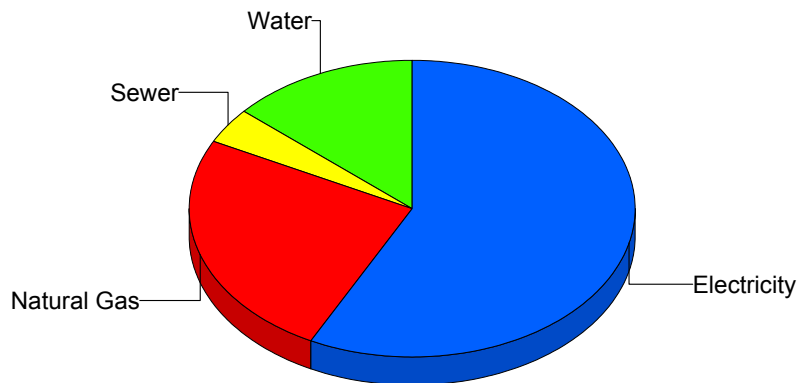
Cost Summary Graph

Grouped by Energy Type

Energy Type	Use	Units	Total Cost	Avg Unit Cost	% of Total Cost
Site: FANNIN ELEMENTARY - FANNIN ELEMENTARY					
Electricity	28,505	KWH	\$4,899.09	0.1719	57.41%
Natural Gas	2,659	CCF	\$2,147.83	0.8078	25.17%
Water	376	CCF	\$1,152.51	3.0652	13.51%
Sewer	106	CCF	\$334.47	3.1554	3.92%

Total Cost: \$8,533.90

For FANNIN
ELEMENTARY



Electricity	57.4%
Natural Gas	25.2%
Sewer	3.9%
Water	13.5%
Total:	100.0%

Filters: Cost Center Name Not Equal To DoNotReport; Site Name Not Equal To DoNotReport; Billing Period Equal To 200812

elpaso

Energy CAP

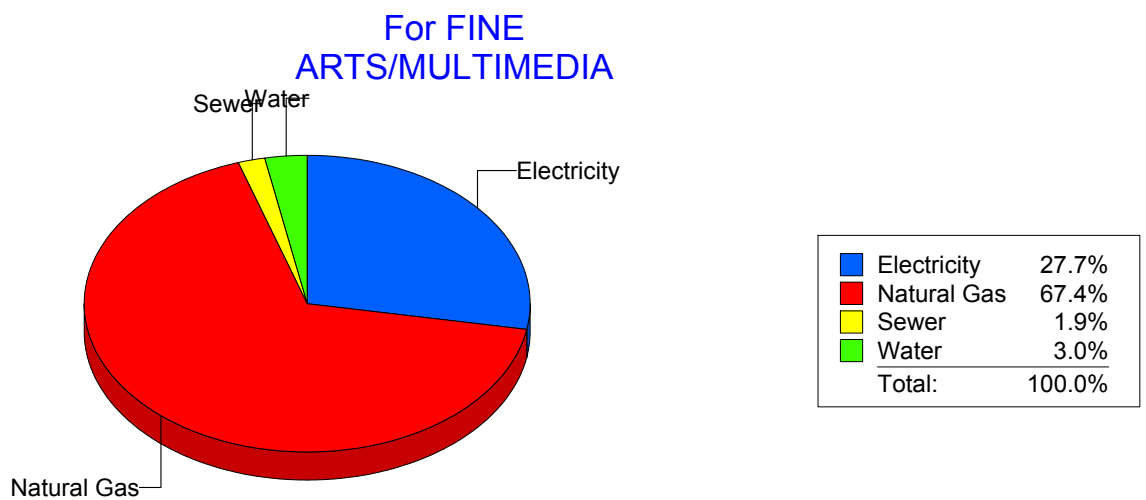
Cost Avoidance Program

Cost Summary Graph

Grouped by Energy Type

Energy Type	Use	Units	Total Cost	Avg Unit Cost	% of Total Cost
Site: FINE ARTS/MULTIMEDIA - FINE ARTS/MULTIMEDIA					
Electricity	11,789	KWH	\$1,710.47	0.1451	27.68%
Natural Gas	5,374	CCF	\$4,164.20	0.7749	67.39%
Water	79	CCF	\$184.98	2.3415	2.99%
Sewer	96	CCF	\$119.39	1.2436	1.93%

Total Cost: \$6,179.04



Filters: Cost Center Name Not Equal To DoNotReport; Site Name Not Equal To DoNotReport; Billing Period Equal To 200812

elpaso

Energy CAP

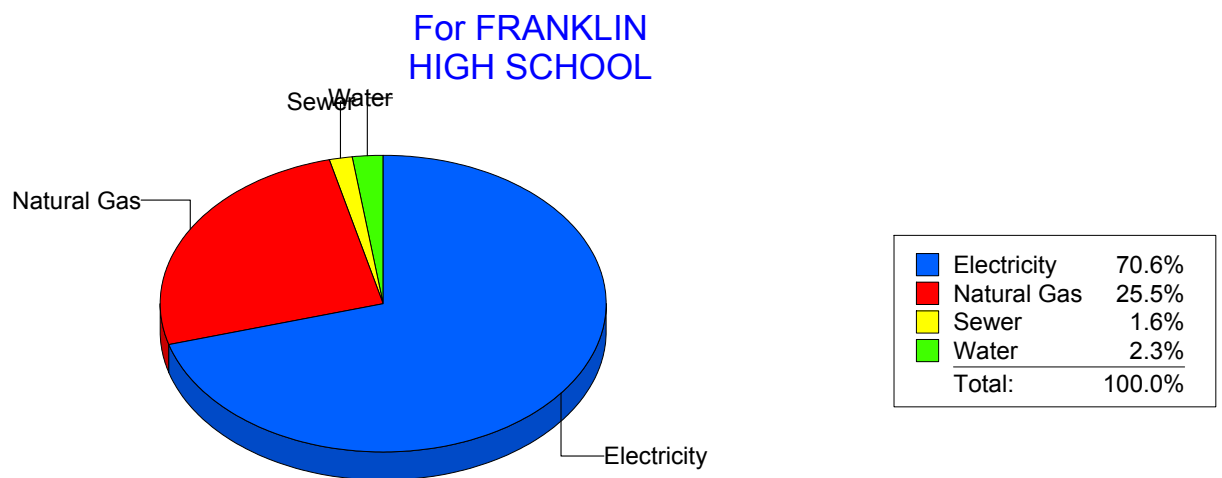
Cost Avoidance Program

Cost Summary Graph

Grouped by Energy Type

Energy Type	Use	Units	Total Cost	Avg Unit Cost	% of Total Cost
Site: FRANKLIN HIGH SCHOOL - FRANKLIN HIGH SCHOOL					
Electricity	236,800	KWH	\$31,951.29	0.1349	70.60%
Natural Gas	15,011	CCF	\$11,551.52	0.7695	25.52%
Water	548	CCF	\$1,024.44	1.8694	2.26%
Sewer	407	CCF	\$728.84	1.7908	1.61%

Total Cost: \$45,256.09



Filters: Cost Center Name Not Equal To DoNotReport; Site Name Not Equal To DoNotReport; Billing Period Equal To 200812

el Paso

Energy CAP

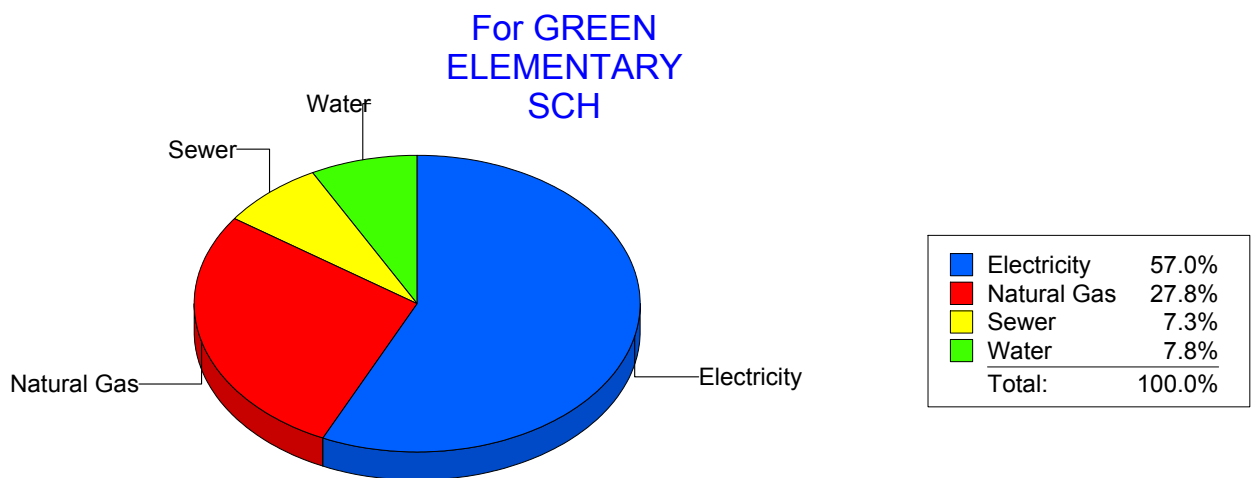
Cost Avoidance Program

Cost Summary Graph

Grouped by Energy Type

Energy Type	Use	Units	Total Cost	Avg Unit Cost	% of Total Cost
Site: GREEN ELEMENTARY SCH - GREEN ELEMENTARY SCH					
Electricity	34,800	KWH	\$4,295.12	0.1234	57.02%
Natural Gas	2,631	CCF	\$2,093.14	0.7956	27.79%
Water	206	CCF	\$591.17	2.8698	7.85%
Sewer	220	CCF	\$553.59	2.5163	7.35%

Total Cost: \$7,533.02



Filters: Cost Center Name Not Equal To DoNotReport; Site Name Not Equal To DoNotReport; Billing Period Equal To 200812

elpaso

Energy CAP

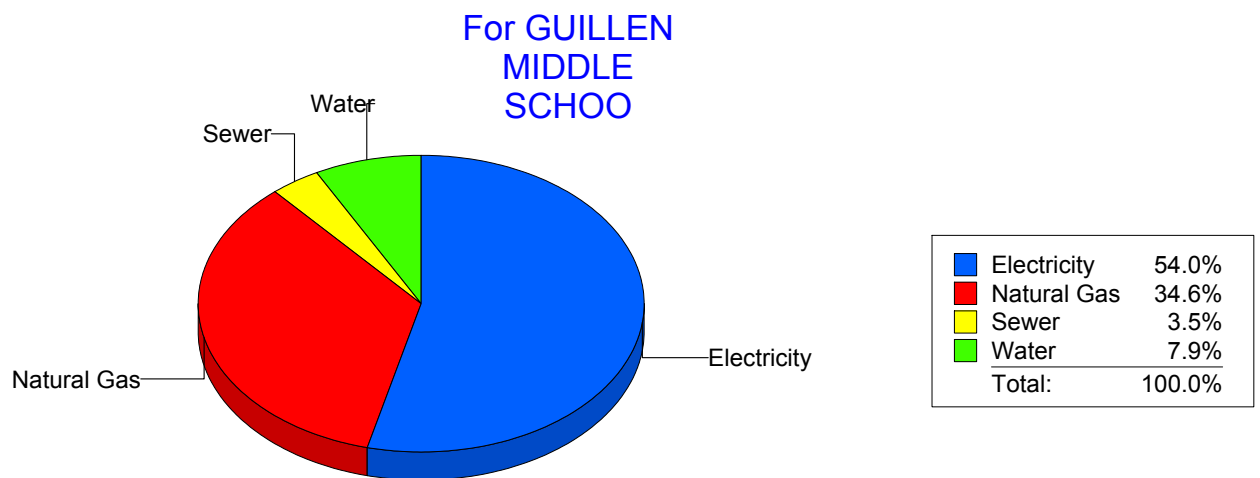
Cost Avoidance Program

Cost Summary Graph

Grouped by Energy Type

Energy Type	Use	Units	Total Cost	Avg Unit Cost	% of Total Cost
Site: GUILLEN MIDDLE SCHOO - GUILLEN MIDDLE SCHOO					
Electricity	76,163	KWH	\$9,507.76	0.1248	54.01%
Natural Gas	7,816	CCF	\$6,090.71	0.7793	34.60%
Water	565	CCF	\$1,382.34	2.4466	7.85%
Sewer	332	CCF	\$621.49	1.8720	3.53%

Total Cost: \$17,602.30



Filters: Cost Center Name Not Equal To DoNotReport; Site Name Not Equal To DoNotReport; Billing Period Equal To 200812

elpaso

Energy CAP

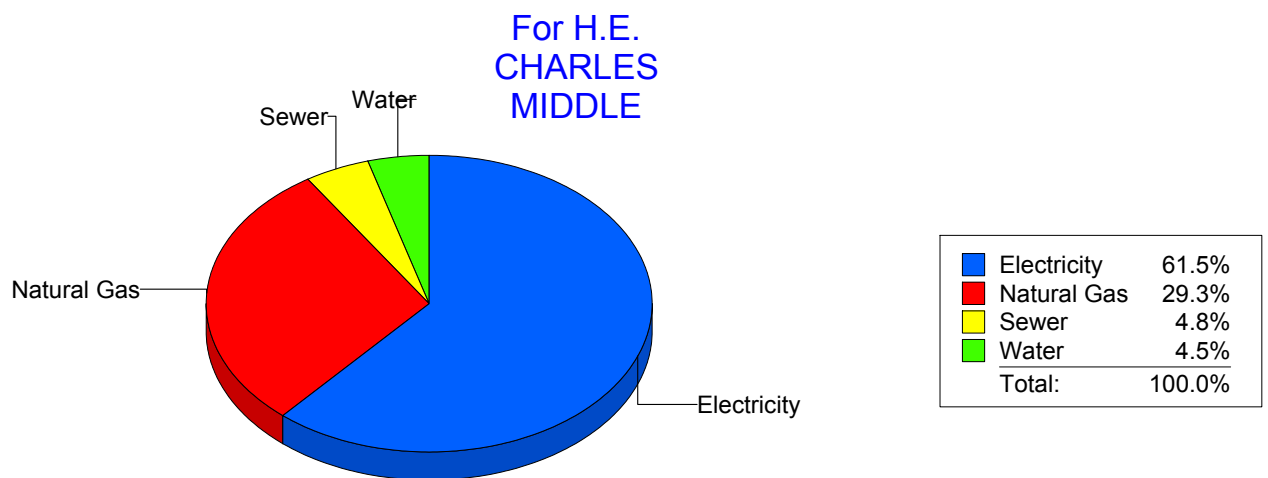
Cost Avoidance Program

Cost Summary Graph

Grouped by Energy Type

Energy Type	Use	Units	Total Cost	Avg Unit Cost	% of Total Cost
Site: H.E. CHARLES MIDDLE - H.E. CHARLES MIDDLE					
Electricity	42,050	KWH	\$6,089.54	0.1448	61.47%
Natural Gas	3,719	CCF	\$2,901.13	0.7801	29.29%
Water	173	CCF	\$444.33	2.5684	4.49%
Sewer	173	CCF	\$471.03	2.7227	4.75%

Total Cost: \$9,906.03



Filters: Cost Center Name Not Equal To DoNotReport; Site Name Not Equal To DoNotReport; Billing Period Equal To 200812

elpaso

Energy CAP

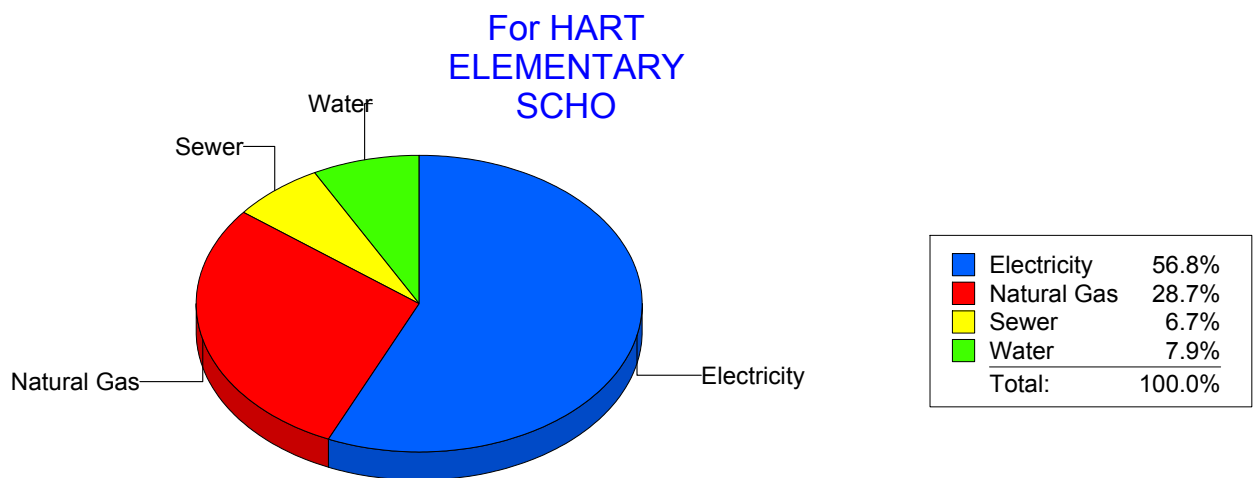
Cost Avoidance Program

Cost Summary Graph

Grouped by Energy Type

Energy Type	Use	Units	Total Cost	Avg Unit Cost	% of Total Cost
Site: HART ELEMENTARY SCHO - HART ELEMENTARY SCHO					
Electricity	19,301	KWH	\$3,267.97	0.1693	56.77%
Natural Gas	2,093	CCF	\$1,650.90	0.7888	28.68%
Water	219	CCF	\$453.44	2.0705	7.88%
Sewer	189	CCF	\$384.34	2.0335	6.68%

Total Cost: \$5,756.65



Filters: Cost Center Name Not Equal To DoNotReport; Site Name Not Equal To DoNotReport; Billing Period Equal To 200812

elpaso

Energy CAP

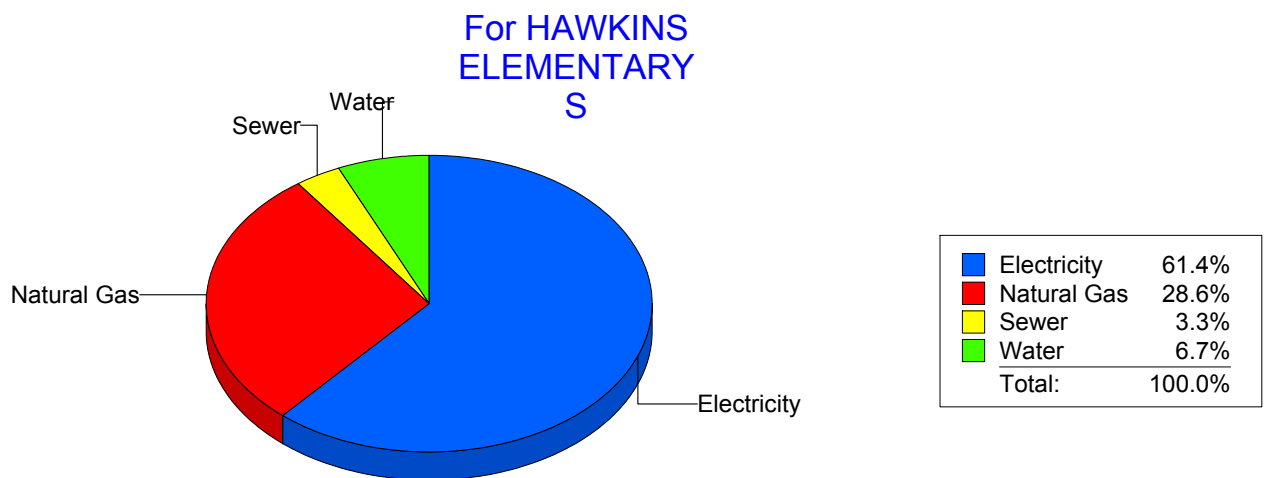
Cost Avoidance Program

Cost Summary Graph

Grouped by Energy Type

Energy Type	Use	Units	Total Cost	Avg Unit Cost	% of Total Cost
Site: HAWKINS ELEMENTARY S - HAWKINS ELEMENTARY S					
Electricity	28,619	KWH	\$3,404.43	0.1190	61.39%
Natural Gas	2,007	CCF	\$1,584.39	0.7894	28.57%
Water	73	CCF	\$372.40	5.1014	6.72%
Sewer	47	CCF	\$184.17	3.9185	3.32%

Total Cost: \$5,545.39



Filters: Cost Center Name Not Equal To DoNotReport; Site Name Not Equal To DoNotReport; Billing Period Equal To 200812

elpaso

Energy CAP

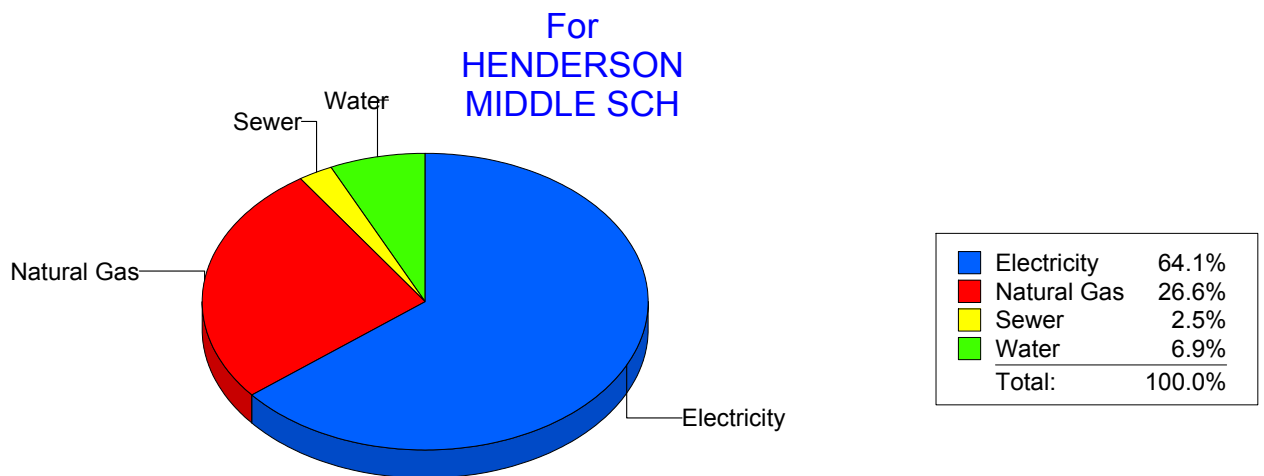
Cost Avoidance Program

Cost Summary Graph

Grouped by Energy Type

Energy Type	Use	Units	Total Cost	Avg Unit Cost	% of Total Cost
Site: HENDERSON MIDDLE SCH - HENDERSON MIDDLE SCH					
Electricity	42,743	KWH	\$6,076.30	0.1422	64.07%
Natural Gas	3,222	CCF	\$2,521.81	0.7827	26.59%
Water	268	CCF	\$650.17	2.4260	6.86%
Sewer	136	CCF	\$234.96	1.7276	2.48%

Total Cost: \$9,483.24



Filters: Cost Center Name Not Equal To DoNotReport; Site Name Not Equal To DoNotReport; Billing Period Equal To 200812

elpaso

Energy CAP

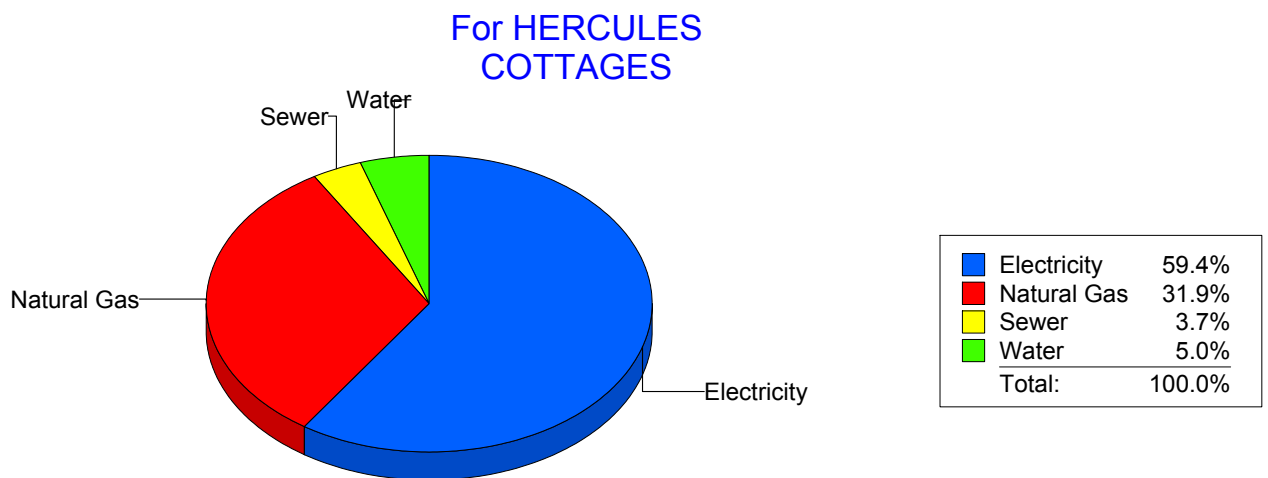
Cost Avoidance Program

Cost Summary Graph

Grouped by Energy Type

Energy Type	Use	Units	Total Cost	Avg Unit Cost	% of Total Cost
Site: HERCULES COTTAGES - HERCULES COTTAGES					
Electricity	3,695	KWH	\$692.96	0.1875	59.38%
Natural Gas	303	CCF	\$372.85	1.2305	31.95%
Water	14	CCF	\$58.25	4.1607	4.99%
Sewer	10	CCF	\$43.03	4.3030	3.69%

Total Cost: \$1,167.09



Filters: Cost Center Name Not Equal To DoNotReport; Site Name Not Equal To DoNotReport; Billing Period Equal To 200812

elpaso

Energy CAP

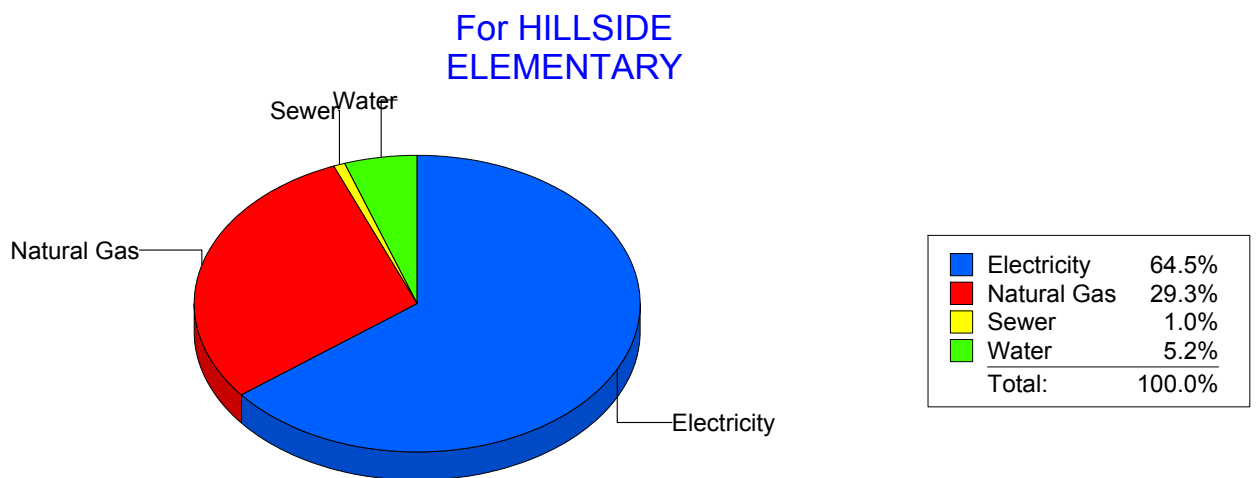
Cost Avoidance Program

Cost Summary Graph

Grouped by Energy Type

Energy Type	Use	Units	Total Cost	Avg Unit Cost	% of Total Cost
Site: HILLSIDE ELEMENTARY - HILLSIDE ELEMENTARY					
Electricity	39,824	KWH	\$6,507.44	0.1634	64.52%
Natural Gas	3,663	CCF	\$2,957.54	0.8074	29.32%
Water	230	CCF	\$521.32	2.2666	5.17%
Sewer	198	CCF	\$100.40	0.5071	1.00%

Total Cost: \$10,086.70



Filters: Cost Center Name Not Equal To DoNotReport; Site Name Not Equal To DoNotReport; Billing Period Equal To 200812

elpaso

Energy CAP

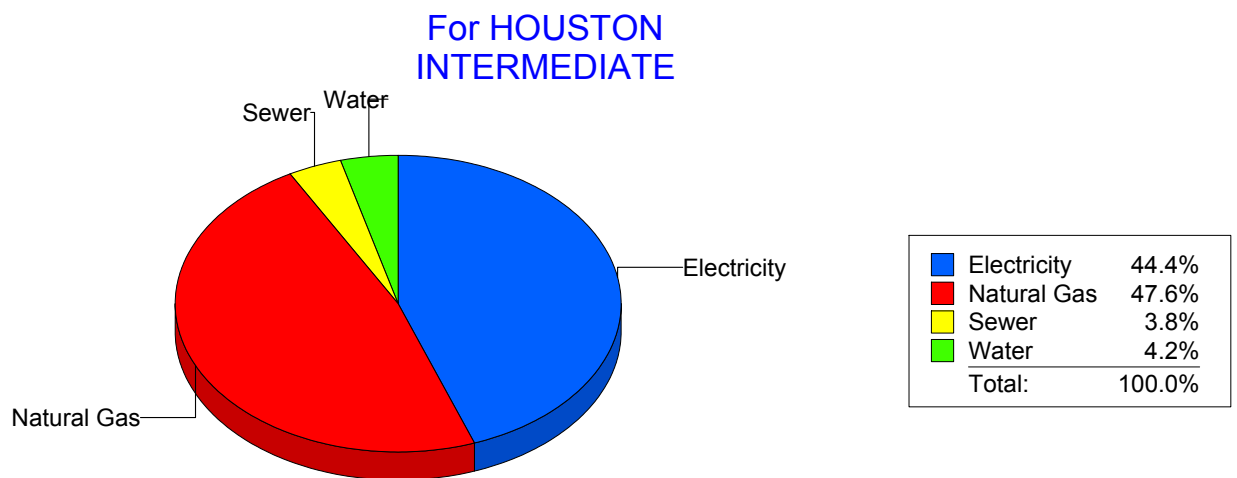
Cost Avoidance Program

Cost Summary Graph

Grouped by Energy Type

Energy Type	Use	Units	Total Cost	Avg Unit Cost	% of Total Cost
Site: HOUSTON INTERMEDIATE - HOUSTON INTERMEDIATE					
Electricity	22,249	KWH	\$3,168.42	0.1424	44.37%
Natural Gas	4,292	CCF	\$3,396.94	0.7915	47.58%
Water	70	CCF	\$300.02	4.2860	4.20%
Sewer	51	CCF	\$274.73	5.3869	3.85%

Total Cost: \$7,140.11



Filters: Cost Center Name Not Equal To DoNotReport; Site Name Not Equal To DoNotReport; Billing Period Equal To 200812

elpaso

Energy CAP

Cost Avoidance Program

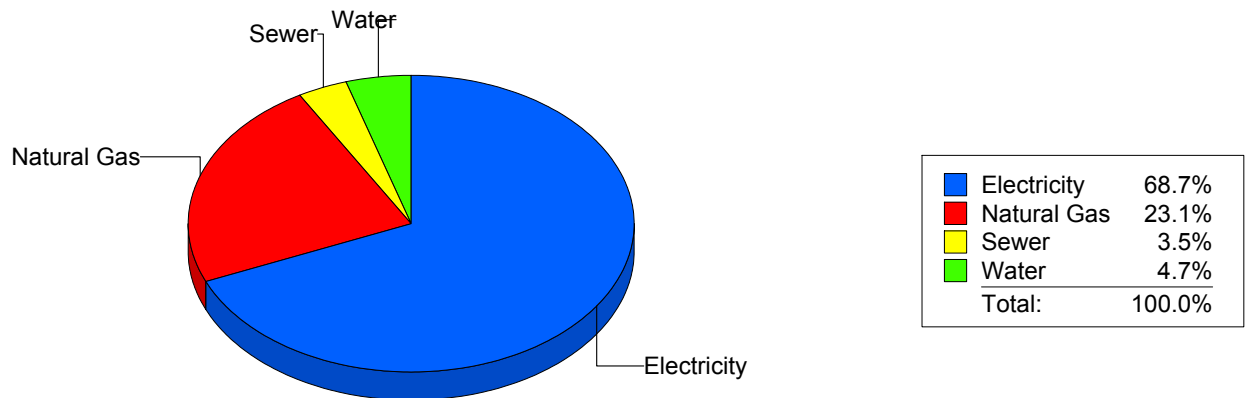
Cost Summary Graph

Grouped by Energy Type

Energy Type	Use	Units	Total Cost	Avg Unit Cost	% of Total Cost
Site: MOYE - HR Moye					
Electricity	44,280	KWH	\$6,284.22	0.1419	68.71%
Natural Gas	2,688	CCF	\$2,111.09	0.7854	23.08%
Water	104	CCF	\$428.74	4.1225	4.69%
Sewer	87	CCF	\$322.44	3.7062	3.53%

Total Cost: \$9,146.49

For HR Moye



Filters: Cost Center Name Not Equal To DoNotReport; Site Name Not Equal To DoNotReport; Billing Period Equal To 200812

elpaso

Energy CAP

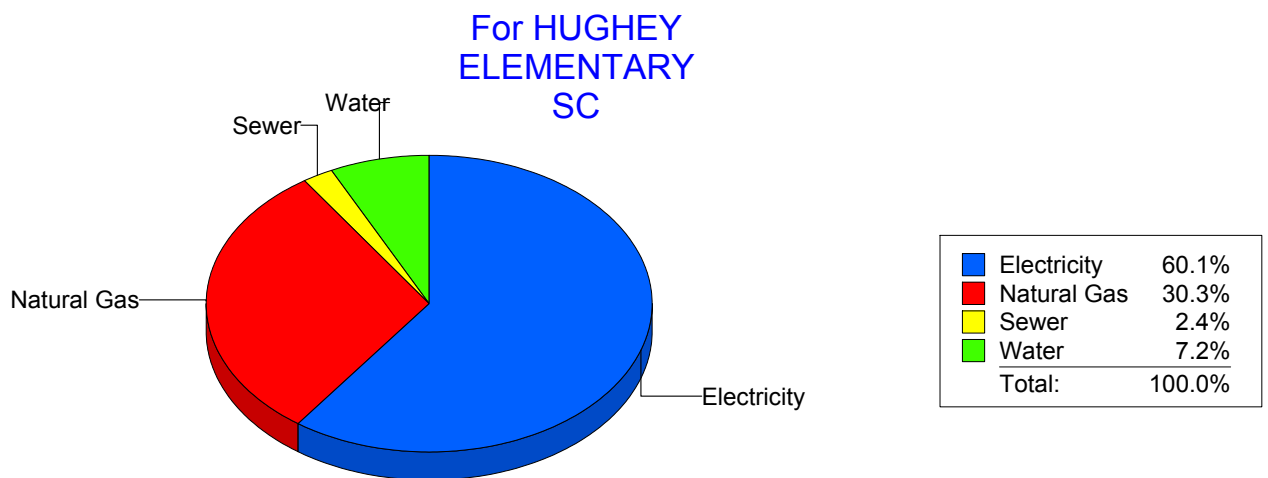
Cost Avoidance Program

Cost Summary Graph

Grouped by Energy Type

Energy Type	Use	Units	Total Cost	Avg Unit Cost	% of Total Cost
Site: HUGHEY ELEMENTARY SC - HUGHEY ELEMENTARY SC					
Electricity	28,320	KWH	\$4,524.96	0.1598	60.13%
Natural Gas	2,907	CCF	\$2,280.46	0.7845	30.31%
Water	229	CCF	\$538.99	2.3537	7.16%
Sewer	93	CCF	\$180.35	1.9392	2.40%

Total Cost: \$7,524.76



Filters: Cost Center Name Not Equal To DoNotReport; Site Name Not Equal To DoNotReport; Billing Period Equal To 200812

elpaso

Energy CAP

Cost Avoidance Program

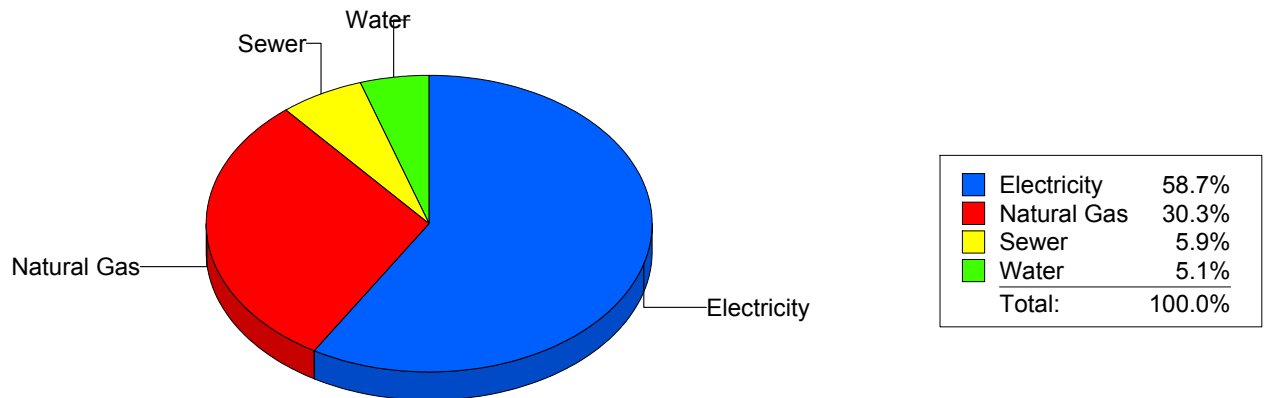
Cost Summary Graph

Grouped by Energy Type

Energy Type	Use	Units	Total Cost	Avg Unit Cost	% of Total Cost
Site: IRVIN HIGH SCHOOL - IRVIN HIGH SCHOOL					
Electricity	105,363	KWH	\$13,512.26	0.1282	58.70%
Natural Gas	9,008	CCF	\$6,968.95	0.7736	30.27%
Water	722	CCF	\$1,172.09	1.6234	5.09%
Sewer	967	CCF	\$1,365.70	1.4123	5.93%

Total Cost: \$23,019.00

For IRVIN HIGH SCHOOL



Filters: Cost Center Name Not Equal To DoNotReport; Site Name Not Equal To DoNotReport; Billing Period Equal To 200812

elpaso

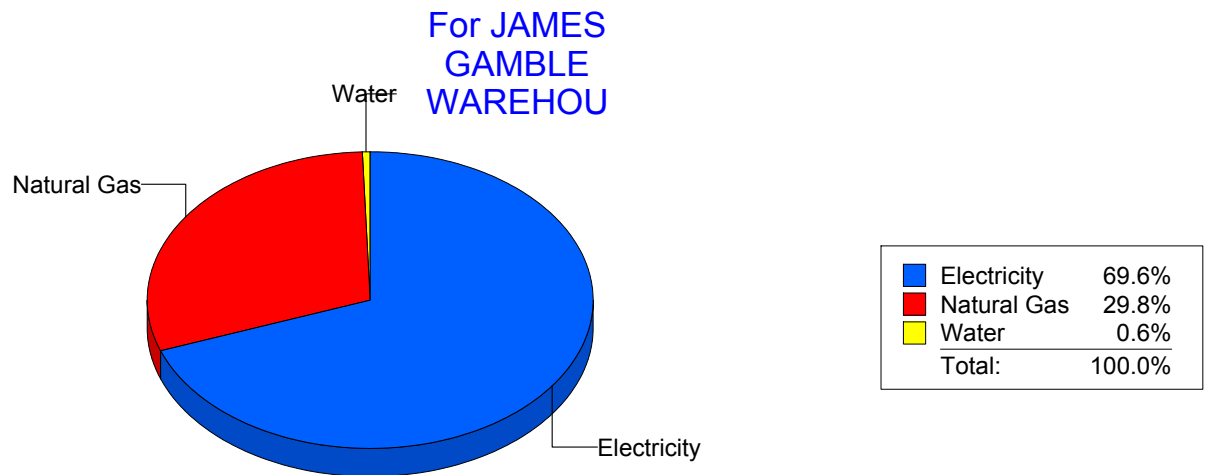
Energy CAP

Cost Avoidance Program

Cost Summary Graph

Grouped by Energy Type

Energy Type	Use	Units	Total Cost	Avg Unit Cost	% of Total Cost
Site: JAMES GAMBLE WAREHOU - JAMES GAMBLE WAREHOU					
Electricity	31,700	KWH	\$4,265.55	0.1346	69.57%
Natural Gas	2,324	CCF	\$1,829.77	0.7873	29.84%
Water	0	CCF	\$36.36	0.0000	0.59%
Total Cost:			\$6,131.68		



Filters: Cost Center Name Not Equal To DoNotReport; Site Name Not Equal To DoNotReport; Billing Period Equal To 200812

elpaso

Energy CAP

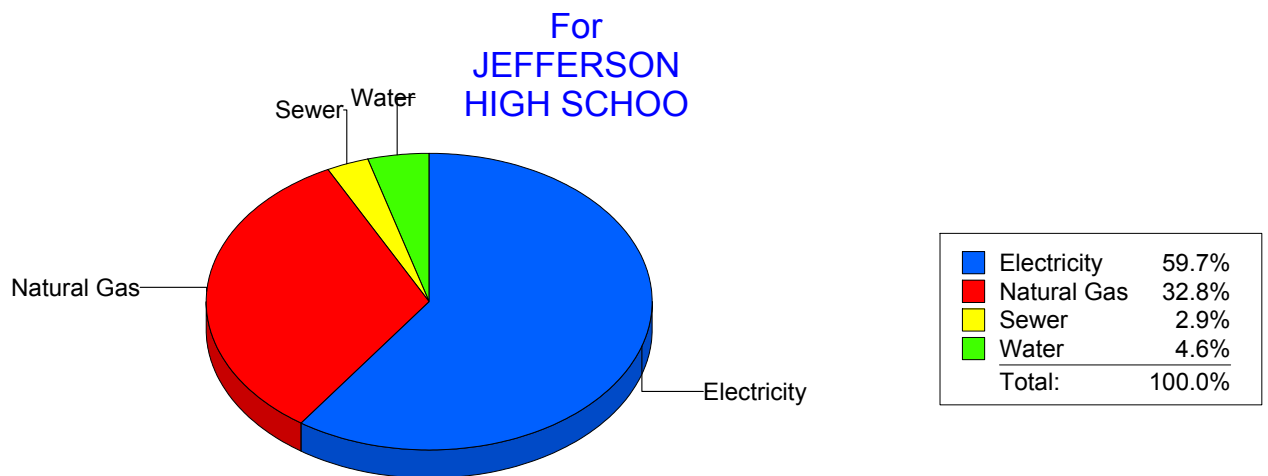
Cost Avoidance Program

Cost Summary Graph

Grouped by Energy Type

Energy Type	Use	Units	Total Cost	Avg Unit Cost	% of Total Cost
Site: JEFFERSON HIGH SCHOO - JEFFERSON HIGH SCHOO					
Electricity	101,782	KWH	\$13,511.37	0.1327	59.68%
Natural Gas	9,299	CCF	\$7,434.57	0.7995	32.84%
Water	602	CCF	\$1,036.46	1.7217	4.58%
Sewer	245	CCF	\$655.70	2.6763	2.90%

Total Cost: \$22,638.10



Filters: Cost Center Name Not Equal To DoNotReport; Site Name Not Equal To DoNotReport; Billing Period Equal To 200812

elpaso

Energy CAP

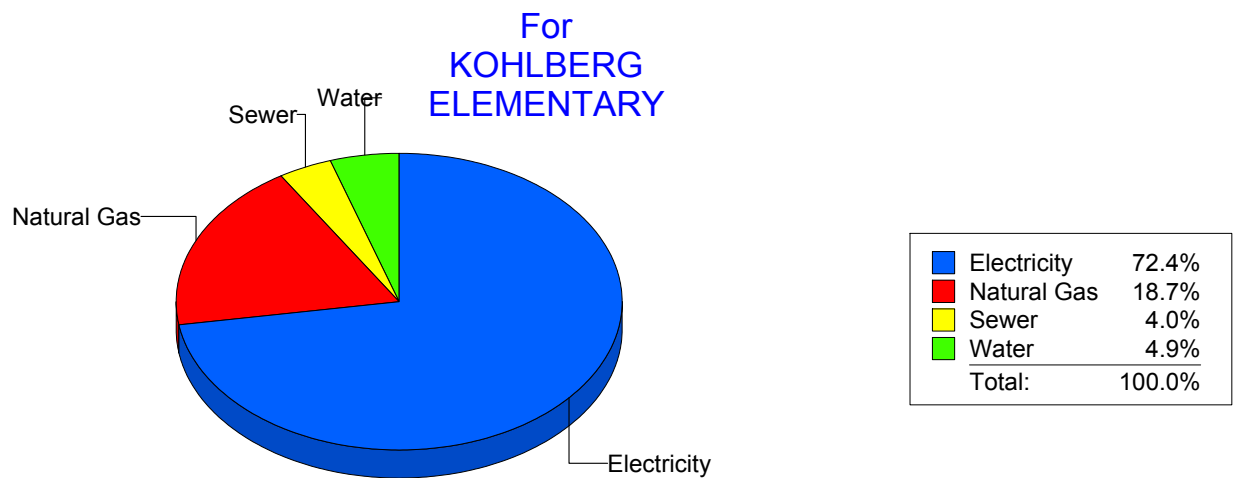
Cost Avoidance Program

Cost Summary Graph

Grouped by Energy Type

Energy Type	Use	Units	Total Cost	Avg Unit Cost	% of Total Cost
Site: KOHLBERG ELEMENTARY - KOHLBERG ELEMENTARY					
Electricity	57,500	KWH	\$8,635.90	0.1502	72.43%
Natural Gas	2,839	CCF	\$2,227.87	0.7847	18.68%
Water	275	CCF	\$588.08	2.1385	4.93%
Sewer	228	CCF	\$471.57	2.0683	3.95%

Total Cost: \$11,923.42



Filters: Cost Center Name Not Equal To DoNotReport; Site Name Not Equal To DoNotReport; Billing Period Equal To 200812

elpaso

Energy CAP

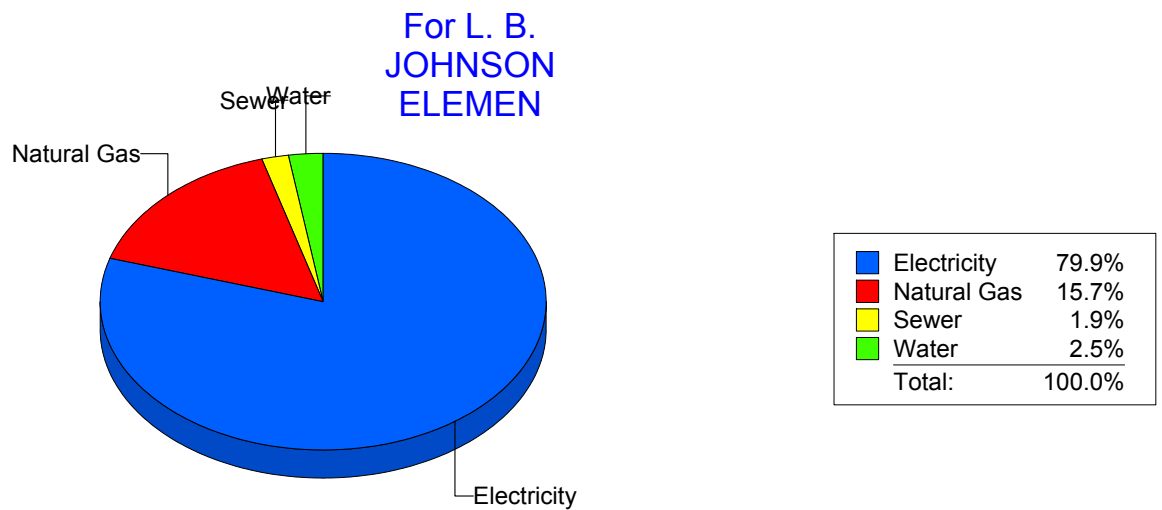
Cost Avoidance Program

Cost Summary Graph

Grouped by Energy Type

Energy Type	Use	Units	Total Cost	Avg Unit Cost	% of Total Cost
Site: L. B. JOHNSON ELEMEN - L. B. JOHNSON ELEMEN					
Electricity	76,250	KWH	\$11,193.21	0.1468	79.86%
Natural Gas	2,770	CCF	\$2,205.26	0.7961	15.73%
Water	165	CCF	\$345.20	2.0921	2.46%
Sewer	156	CCF	\$272.23	1.7451	1.94%

Total Cost: \$14,015.90



Filters: Cost Center Name Not Equal To DoNotReport; Site Name Not Equal To DoNotReport; Billing Period Equal To 200812

elpaso

Energy CAP

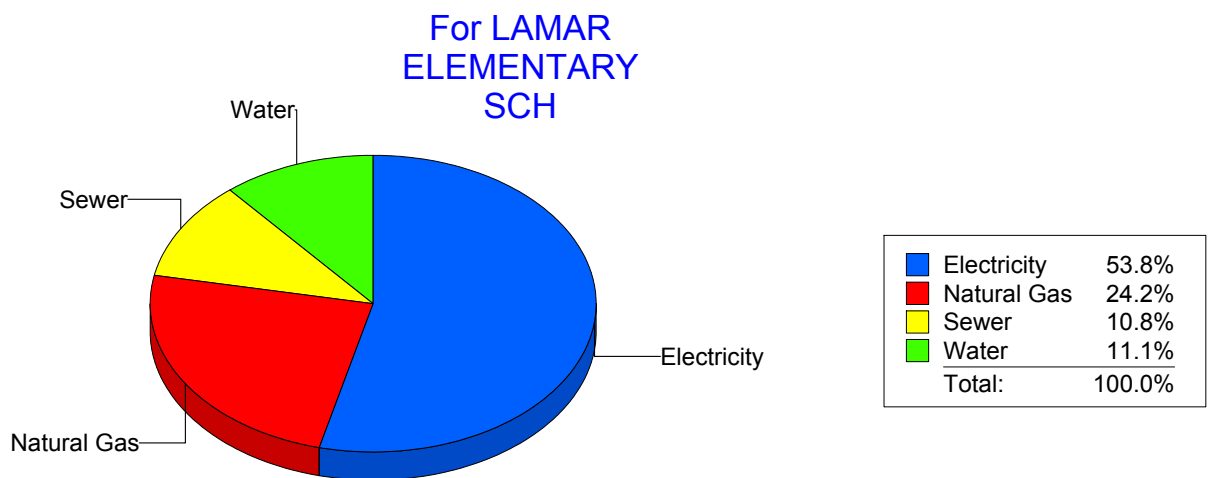
Cost Avoidance Program

Cost Summary Graph

Grouped by Energy Type

Energy Type	Use	Units	Total Cost	Avg Unit Cost	% of Total Cost
Site: LAMAR ELEMENTARY SCH - LAMAR ELEMENTARY SCH					
Electricity	24,600	KWH	\$3,529.84	0.1435	53.83%
Natural Gas	1,933	CCF	\$1,585.56	0.8203	24.18%
Water	288	CCF	\$730.61	2.5368	11.14%
Sewer	294	CCF	\$710.84	2.4178	10.84%

Total Cost: \$6,556.85



Filters: Cost Center Name Not Equal To DoNotReport; Site Name Not Equal To DoNotReport; Billing Period Equal To 200812

elpaso

Energy CAP

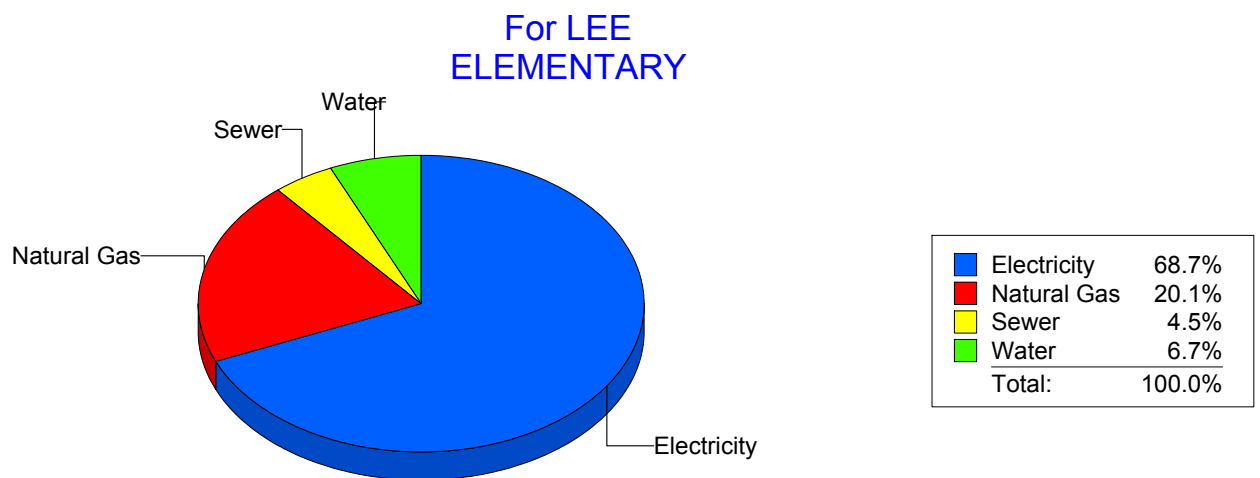
Cost Avoidance Program

Cost Summary Graph

Grouped by Energy Type

Energy Type	Use	Units	Total Cost	Avg Unit Cost	% of Total Cost
Site: LEE ELEMENTARY - LEE ELEMENTARY					
Electricity	37,513	KWH	\$6,283.94	0.1675	68.68%
Natural Gas	2,269	CCF	\$1,839.07	0.8105	20.10%
Water	114	CCF	\$615.97	5.4032	6.73%
Sewer	102	CCF	\$411.19	4.0313	4.49%

Total Cost: \$9,150.17



Filters: Cost Center Name Not Equal To DoNotReport; Site Name Not Equal To DoNotReport; Billing Period Equal To 200812

elpaso

Energy CAP

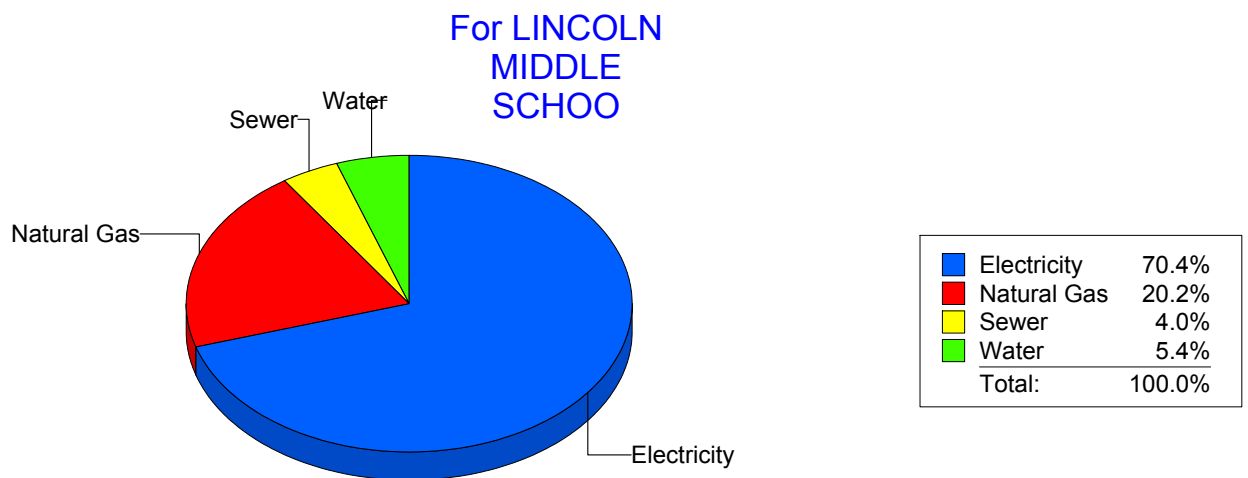
Cost Avoidance Program

Cost Summary Graph

Grouped by Energy Type

Energy Type	Use	Units	Total Cost	Avg Unit Cost	% of Total Cost
Site: LINCOLN MIDDLE SCHOO - LINCOLN MIDDLE SCHOO					
Electricity	101,250	KWH	\$14,557.55	0.1438	70.40%
Natural Gas	5,386	CCF	\$4,173.36	0.7749	20.18%
Water	684	CCF	\$1,116.99	1.6330	5.40%
Sewer	546	CCF	\$831.03	1.5220	4.02%

Total Cost: \$20,678.93



Filters: Cost Center Name Not Equal To DoNotReport; Site Name Not Equal To DoNotReport; Billing Period Equal To 200812

elpaso

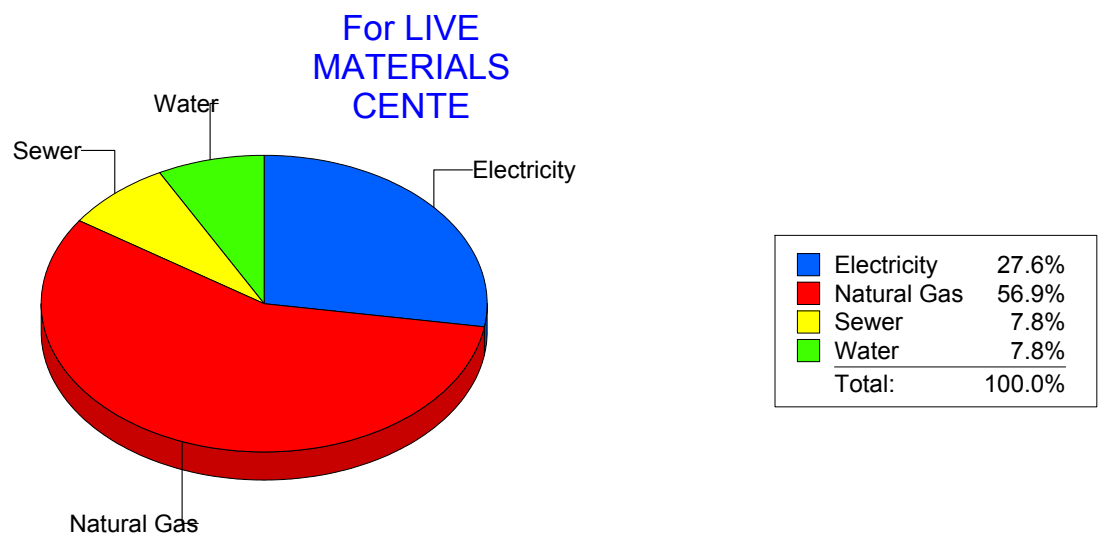
Energy CAP

Cost Avoidance Program

Cost Summary Graph

Grouped by Energy Type

Energy Type	Use	Units	Total Cost	Avg Unit Cost	% of Total Cost
Site: LIVE MATERIALS CENTE - LIVE MATERIALS CENTE					
Electricity		303 KWH	\$80.74	0.2665	27.55%
Natural Gas		147 CCF	\$166.67	1.1338	56.88%
Water		1 CCF	\$22.85	22.8500	7.80%
Sewer		2 CCF	\$22.76	11.3800	7.77%
Total Cost:			\$293.02		



Filters: Cost Center Name Not Equal To DoNotReport; Site Name Not Equal To DoNotReport; Billing Period Equal To 200812

elpaso

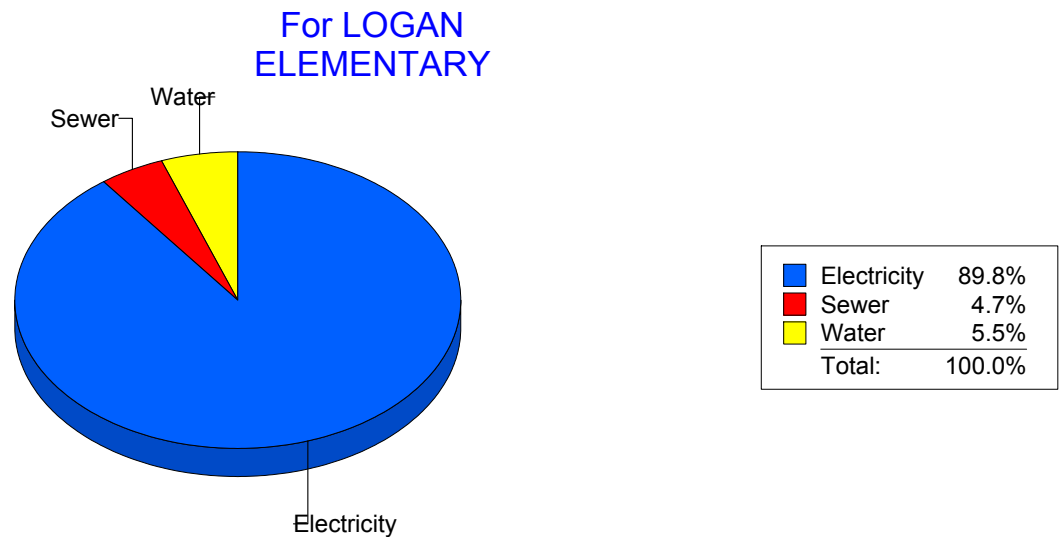
Energy CAP

Cost Avoidance Program

Cost Summary Graph

Grouped by Energy Type

Energy Type	Use	Units	Total Cost	Avg Unit Cost	% of Total Cost
Site: LOGAN ELEMENTARY - LOGAN ELEMENTARY					
Electricity	24,000	KWH	\$3,589.92	0.1496	89.81%
Water	108	CCF	\$219.23	2.0299	5.48%
Sewer	99	CCF	\$187.97	1.8987	4.70%
Total Cost:			\$3,997.12		



Filters: Cost Center Name Not Equal To DoNotReport; Site Name Not Equal To DoNotReport; Billing Period Equal To 200812

elpaso

Energy CAP

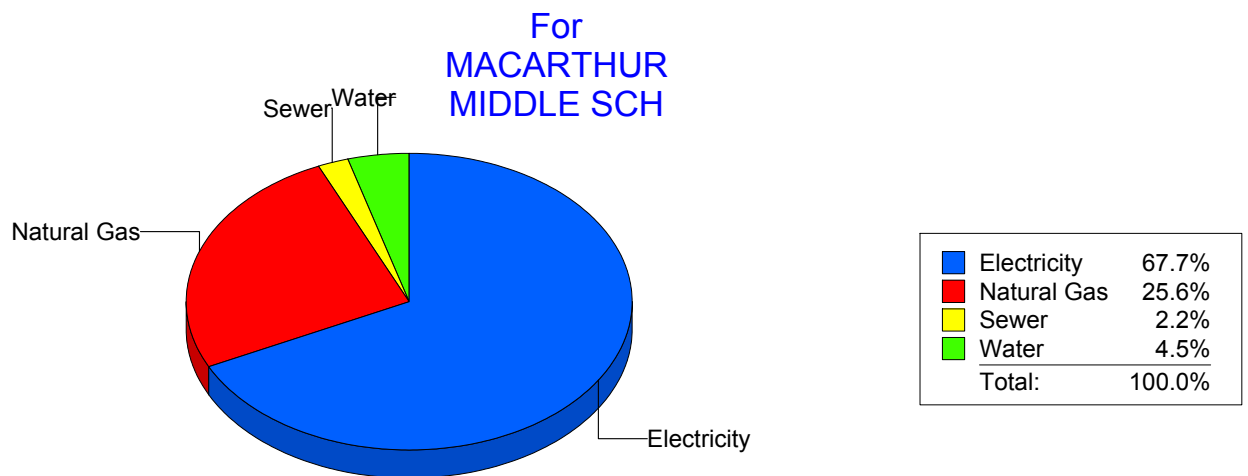
Cost Avoidance Program

Cost Summary Graph

Grouped by Energy Type

Energy Type	Use	Units	Total Cost	Avg Unit Cost	% of Total Cost
Site: MACARTHUR MIDDLE SCH - MACARTHUR MIDDLE SCH					
Electricity	52,960	KWH	\$8,380.11	0.1582	67.72%
Natural Gas	4,063	CCF	\$3,163.67	0.7787	25.57%
Water	180	CCF	\$558.02	3.1001	4.51%
Sewer	156	CCF	\$272.23	1.7451	2.20%

Total Cost: \$12,374.03



Filters: Cost Center Name Not Equal To DoNotReport; Site Name Not Equal To DoNotReport; Billing Period Equal To 200812

el Paso

Energy CAP

Cost Avoidance Program

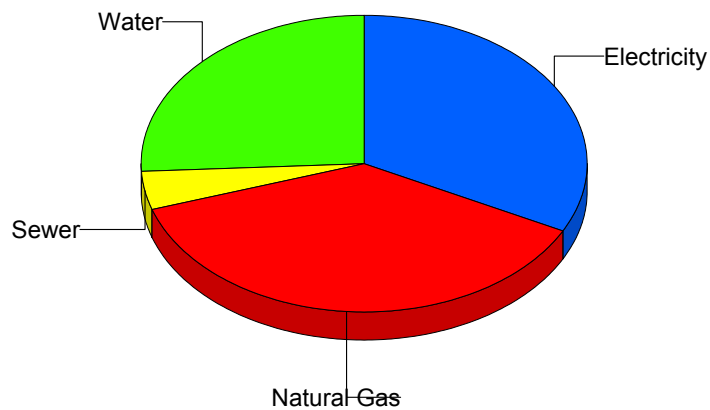
Cost Summary Graph

Grouped by Energy Type

Energy Type	Use	Units	Total Cost	Avg Unit Cost	% of Total Cost
Site: MAGOFFIN MIDDLE SCHO - MAGOFFIN MIDDLE SCHO					
Electricity	19,858	KWH	\$2,894.04	0.1457	32.53%
Natural Gas	4,283	CCF	\$3,331.42	0.7778	37.45%
Water	616	CCF	\$2,300.92	3.7353	25.87%
Sewer	124	CCF	\$369.43	2.9793	4.15%

Total Cost: \$8,895.81

For MAGOFFIN
MIDDLE SCHO



Electricity	32.5%
Natural Gas	37.4%
Sewer	4.2%
Water	25.9%
Total:	100.0%

Filters: Cost Center Name Not Equal To DoNotReport; Site Name Not Equal To DoNotReport; Billing Period Equal To 200812

elpaso

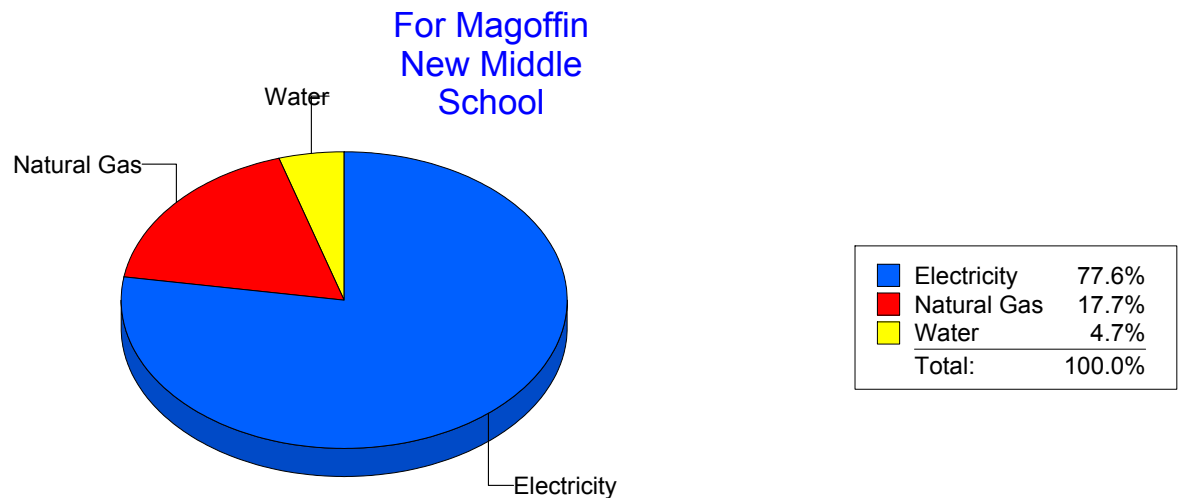
Energy CAP

Cost Avoidance Program

Cost Summary Graph

Grouped by Energy Type

Energy Type	Use	Units	Total Cost	Avg Unit Cost	% of Total Cost
Site: MAGOFFINMIDDLESCHOOLN047 - Magoffin New Middle School					
Electricity	85,400	KWH	\$11,314.78	0.1325	77.59%
Natural Gas	3,304	CCF	\$2,584.39	0.7822	17.72%
Water	138	CCF	\$684.50	4.9601	4.69%
Total Cost:			\$14,583.67		



Filters: Cost Center Name Not Equal To DoNotReport; Site Name Not Equal To DoNotReport; Billing Period Equal To 200812

elpaso

Energy CAP

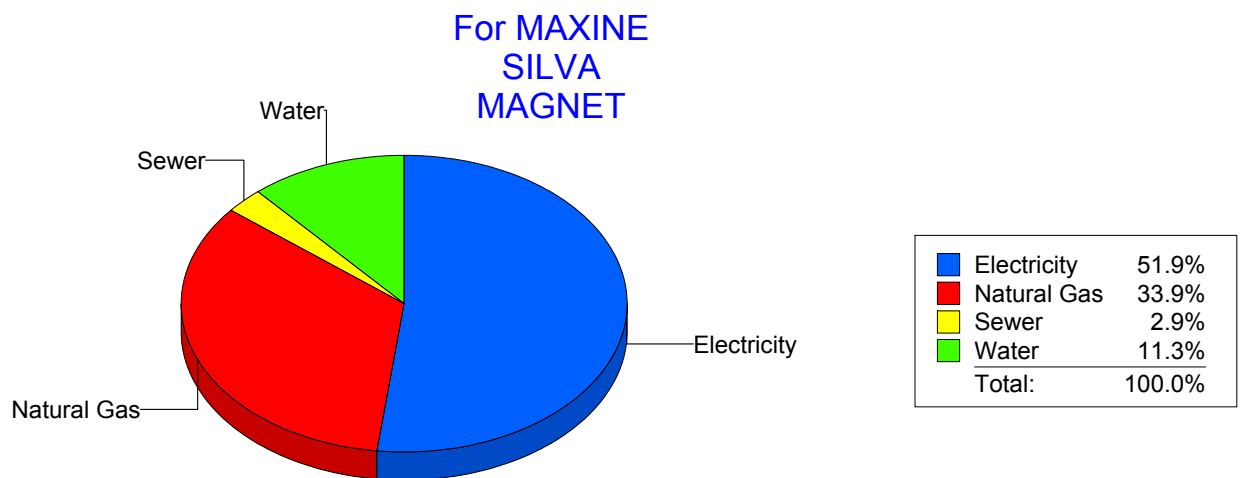
Cost Avoidance Program

Cost Summary Graph

Grouped by Energy Type

Energy Type	Use	Units	Total Cost	Avg Unit Cost	% of Total Cost
Site: MAXINE SILVA MAGNET - MAXINE SILVA MAGNET					
Electricity	43,800	KWH	\$5,475.08	0.1250	51.91%
Natural Gas	4,600	CCF	\$3,573.50	0.7768	33.88%
Water	413	CCF	\$1,194.73	2.8928	11.33%
Sewer	131	CCF	\$303.98	2.3205	2.88%

Total Cost: \$10,547.29



Filters: Cost Center Name Not Equal To DoNotReport; Site Name Not Equal To DoNotReport; Billing Period Equal To 200812

elpaso

Energy CAP

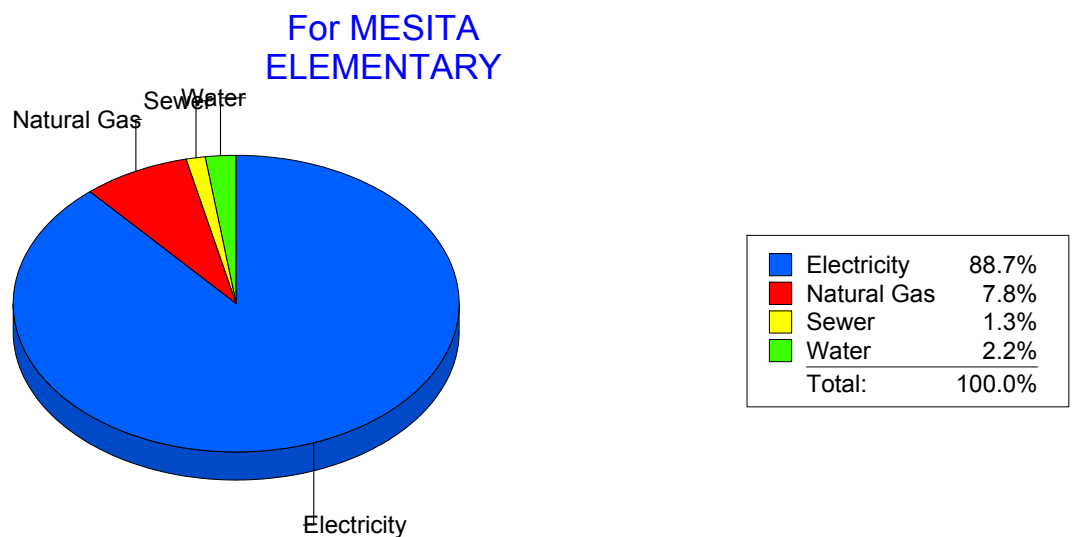
Cost Avoidance Program

Cost Summary Graph

Grouped by Energy Type

Energy Type	Use	Units	Total Cost	Avg Unit Cost	% of Total Cost
Site: MESITA ELEMENTARY - MESITA ELEMENTARY					
Electricity	55,080	KWH	\$29,415.97	0.5341	88.67%
Natural Gas	3,272	CCF	\$2,589.51	0.7914	7.81%
Water	109	CCF	\$741.36	6.8015	2.23%
Sewer	170	CCF	\$427.85	2.5168	1.29%

Total Cost: \$33,174.69



Filters: Cost Center Name Not Equal To DoNotReport; Site Name Not Equal To DoNotReport; Billing Period Equal To 200812

elpaso

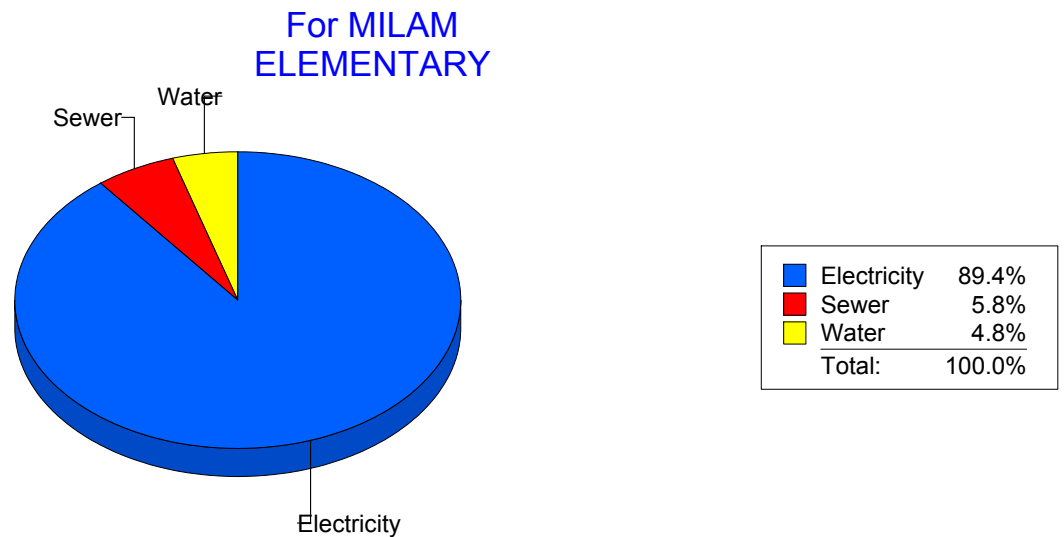
Energy CAP

Cost Avoidance Program

Cost Summary Graph

Grouped by Energy Type

Energy Type	Use	Units	Total Cost	Avg Unit Cost	% of Total Cost
Site: MILAM ELEMENTARY - MILAM ELEMENTARY					
Electricity	33,120	KWH	\$4,566.91	0.1379	89.42%
Water	82	CCF	\$244.09	2.9767	4.78%
Sewer	125	CCF	\$296.36	2.3709	5.80%
Total Cost:			\$5,107.36		



Filters: Cost Center Name Not Equal To DoNotReport; Site Name Not Equal To DoNotReport; Billing Period Equal To 200812

elpaso

Energy CAP

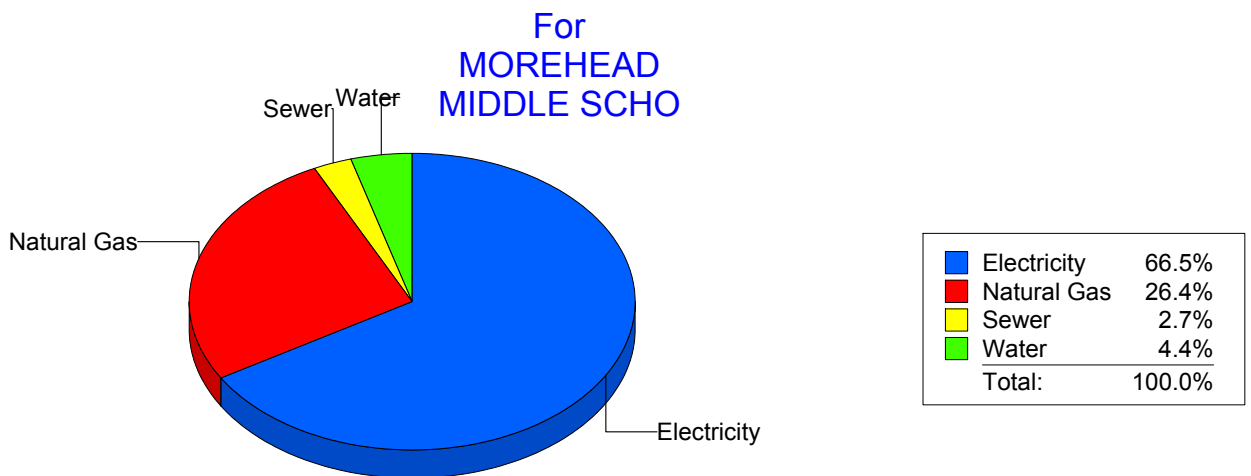
Cost Avoidance Program

Cost Summary Graph

Grouped by Energy Type

Energy Type	Use	Units	Total Cost	Avg Unit Cost	% of Total Cost
Site: MOREHEAD MIDDLE SCHO - MOREHEAD MIDDLE SCHO					
Electricity	84,057	KWH	\$10,517.40	0.1251	66.50%
Natural Gas	5,387	CCF	\$4,174.13	0.7749	26.39%
Water	449	CCF	\$698.41	1.5555	4.42%
Sewer	168	CCF	\$425.31	2.5316	2.69%

Total Cost: \$15,815.25



Filters: Cost Center Name Not Equal To DoNotReport; Site Name Not Equal To DoNotReport; Billing Period Equal To 200812

elpaso

Energy CAP

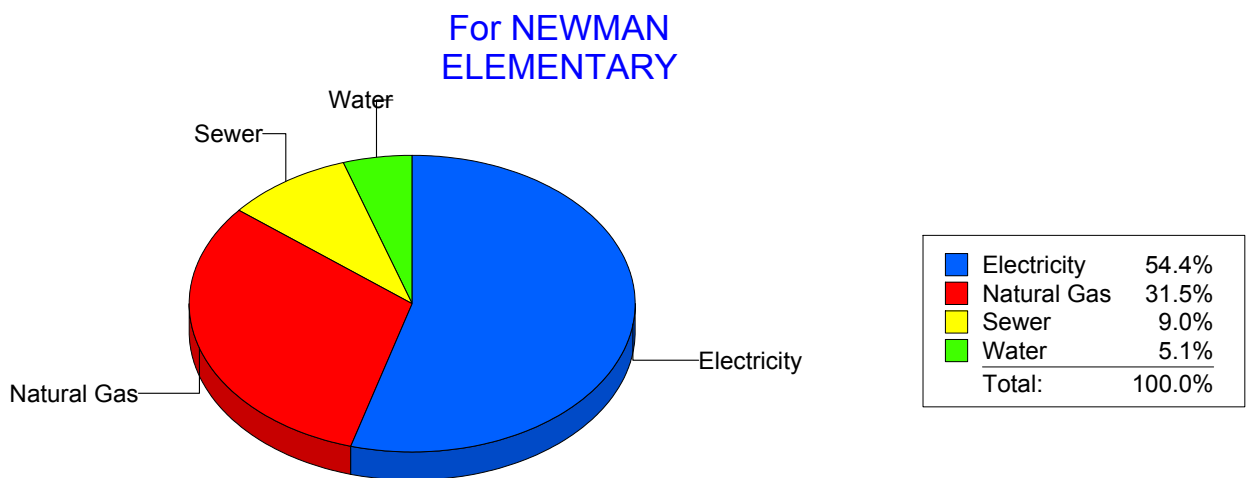
Cost Avoidance Program

Cost Summary Graph

Grouped by Energy Type

Energy Type	Use	Units	Total Cost	Avg Unit Cost	% of Total Cost
Site: NEWMAN ELEMENTARY - NEWMAN ELEMENTARY					
Electricity	21,690	KWH	\$3,795.26	0.1750	54.42%
Natural Gas	2,729	CCF	\$2,196.88	0.8050	31.50%
Water	158	CCF	\$355.87	2.2523	5.10%
Sewer	405	CCF	\$626.07	1.5459	8.98%

Total Cost: \$6,974.08



Filters: Cost Center Name Not Equal To DoNotReport; Site Name Not Equal To DoNotReport; Billing Period Equal To 200812

elpaso

Energy CAP

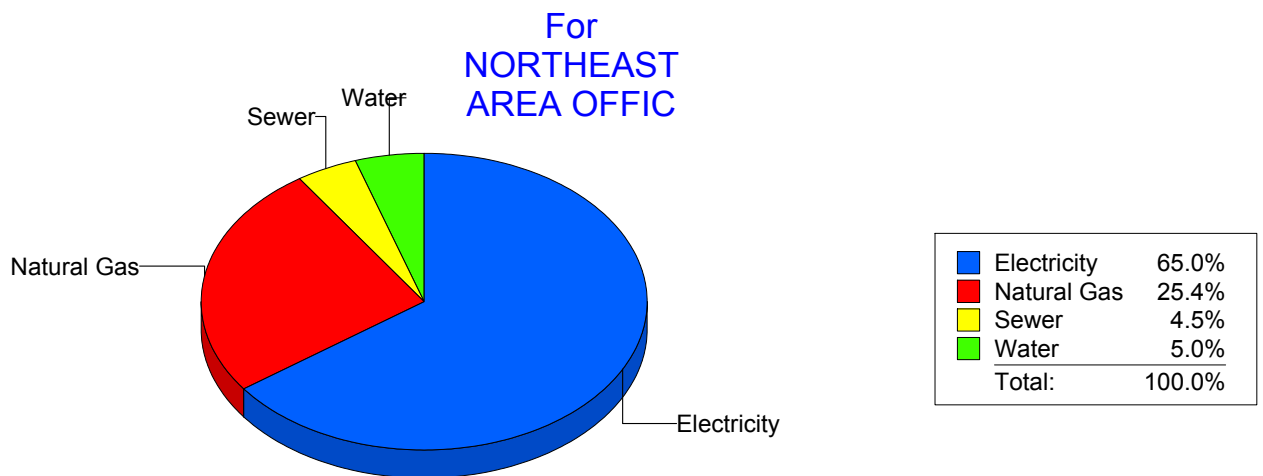
Cost Avoidance Program

Cost Summary Graph

Grouped by Energy Type

Energy Type	Use	Units	Total Cost	Avg Unit Cost	% of Total Cost
Site: NORTHEAST AREA OFFIC - NORTHEAST AREA OFFIC					
Electricity	3,720	KWH	\$670.12	0.1801	65.04%
Natural Gas	238	CCF	\$261.90	1.1004	25.42%
Water	6	CCF	\$51.50	8.5833	5.00%
Sewer	6	CCF	\$46.79	7.7983	4.54%

Total Cost: \$1,030.31



Filters: Cost Center Name Not Equal To DoNotReport; Site Name Not Equal To DoNotReport; Billing Period Equal To 200812

elpaso

Energy CAP

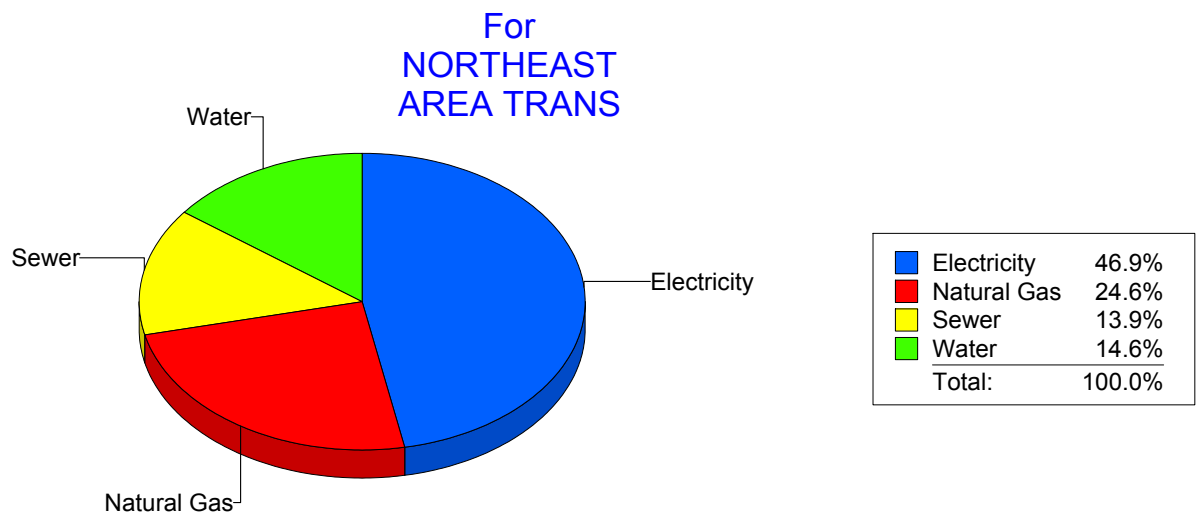
Cost Avoidance Program

Cost Summary Graph

Grouped by Energy Type

Energy Type	Use	Units	Total Cost	Avg Unit Cost	% of Total Cost
Site: NORTHEAST AREA TRANS - NORTHEAST AREA TRANS					
Electricity	7,663	KWH	\$925.67	0.1208	46.89%
Natural Gas	556	CCF	\$485.30	0.8728	24.58%
Water	66	CCF	\$289.18	4.3815	14.65%
Sewer	49	CCF	\$274.18	5.5955	13.89%

Total Cost: \$1,974.33



Filters: Cost Center Name Not Equal To DoNotReport; Site Name Not Equal To DoNotReport; Billing Period Equal To 200812

elpaso

Energy CAP

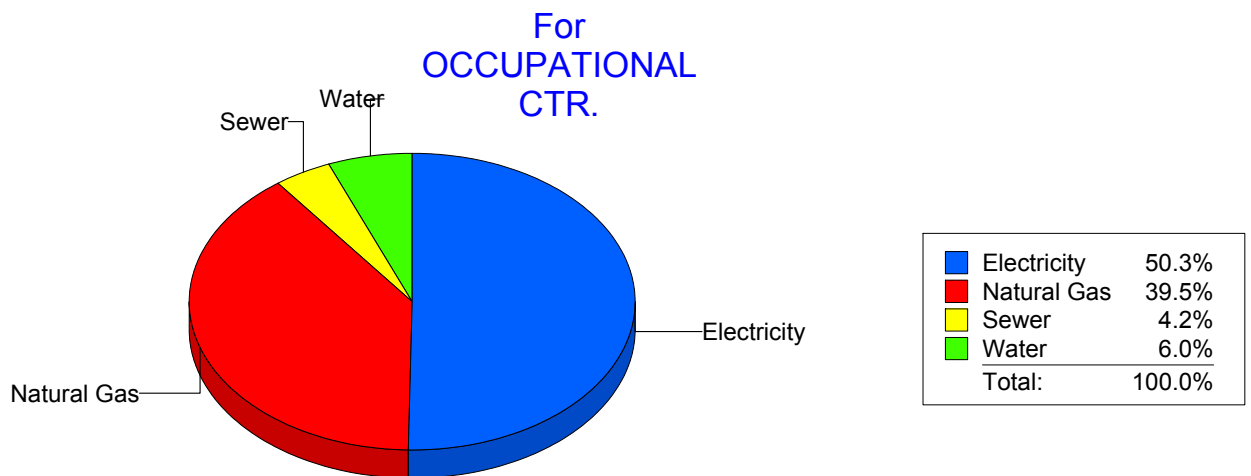
Cost Avoidance Program

Cost Summary Graph

Grouped by Energy Type

Energy Type	Use	Units	Total Cost	Avg Unit Cost	% of Total Cost
Site: OCCUPATIONAL CTR. - OCCUPATIONAL CTR.					
Electricity	6,700	KWH	\$915.99	0.1367	50.28%
Natural Gas	889	CCF	\$719.22	0.8090	39.48%
Water	26	CCF	\$109.08	4.1954	5.99%
Sewer	22	CCF	\$77.42	3.5191	4.25%

Total Cost: \$1,821.71



Filters: Cost Center Name Not Equal To DoNotReport; Site Name Not Equal To DoNotReport; Billing Period Equal To 200812

elpaso

Energy CAP

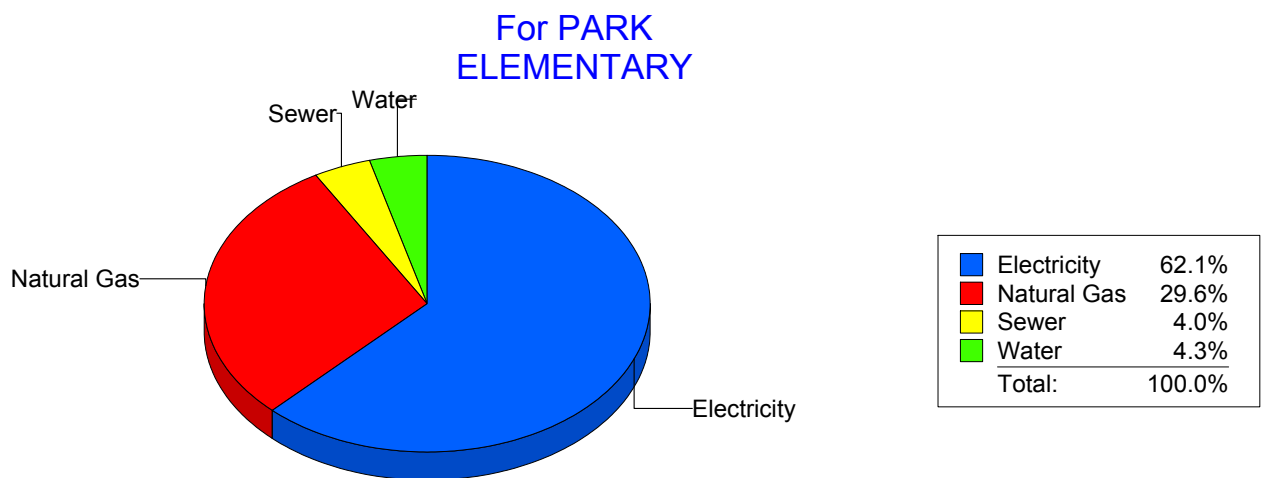
Cost Avoidance Program

Cost Summary Graph

Grouped by Energy Type

Energy Type	Use	Units	Total Cost	Avg Unit Cost	% of Total Cost
Site: PARK ELEMENTARY - PARK ELEMENTARY					
Electricity	29,883	KWH	\$4,994.93	0.1671	62.14%
Natural Gas	2,871	CCF	\$2,376.89	0.8279	29.57%
Water	121	CCF	\$343.02	2.8349	4.27%
Sewer	118	CCF	\$323.82	2.7442	4.03%

Total Cost: \$8,038.66



Filters: Cost Center Name Not Equal To DoNotReport; Site Name Not Equal To DoNotReport; Billing Period Equal To 200812

elpaso

Energy CAP

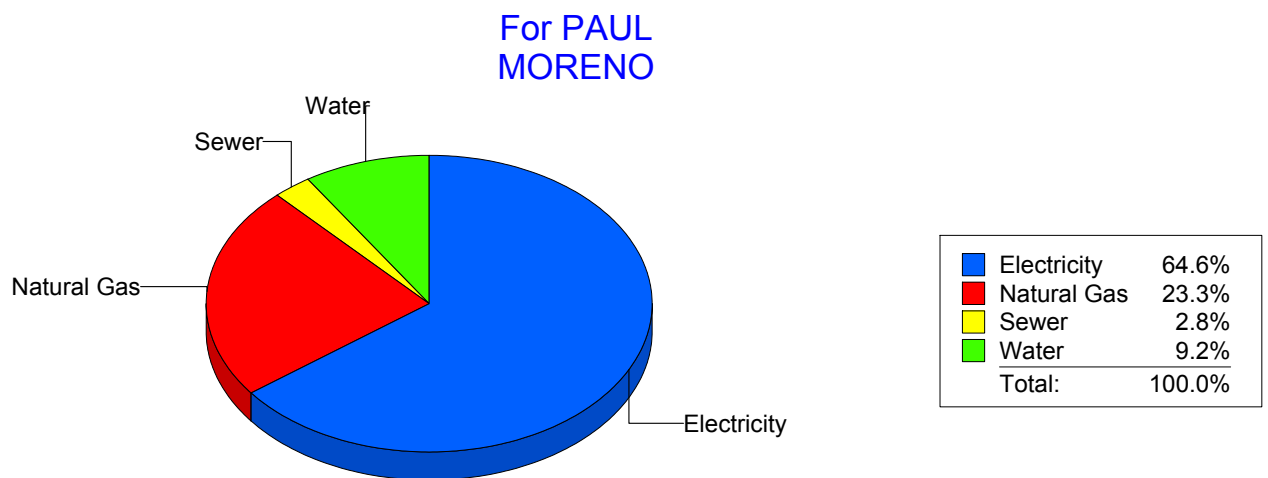
Cost Avoidance Program

Cost Summary Graph

Grouped by Energy Type

Energy Type	Use	Units	Total Cost	Avg Unit Cost	% of Total Cost
Site: PAUL MORENO - PAUL MORENO					
Electricity	49,200	KWH	\$7,070.31	0.1437	64.65%
Natural Gas	3,226	CCF	\$2,551.82	0.7910	23.33%
Water	251	CCF	\$1,005.79	4.0071	9.20%
Sewer	96	CCF	\$309.01	3.2189	2.83%

Total Cost: \$10,936.93



Filters: Cost Center Name Not Equal To DoNotReport; Site Name Not Equal To DoNotReport; Billing Period Equal To 200812

elpaso

Energy CAP

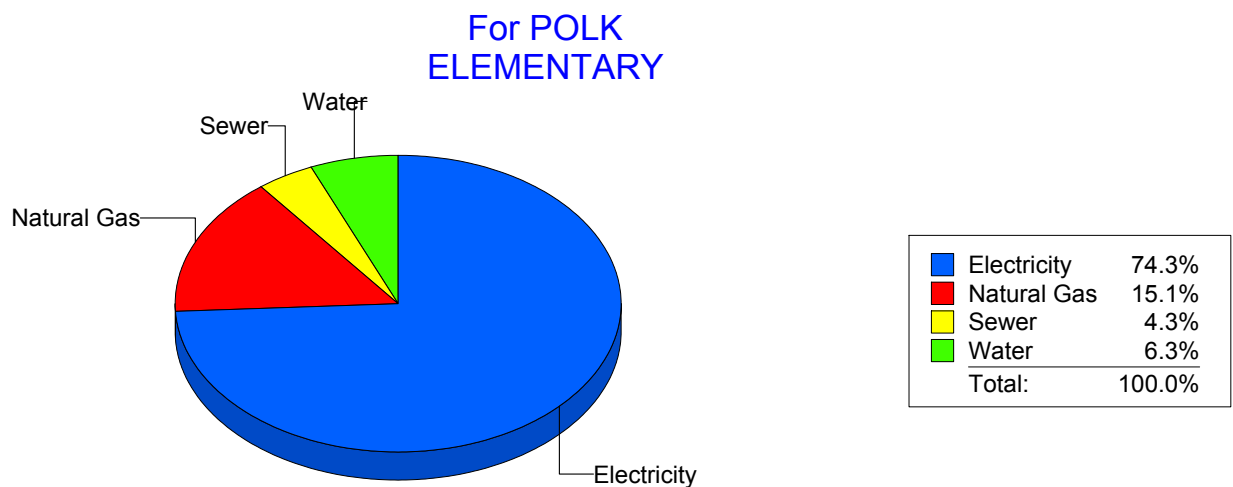
Cost Avoidance Program

Cost Summary Graph

Grouped by Energy Type

Energy Type	Use	Units	Total Cost	Avg Unit Cost	% of Total Cost
Site: POLK ELEMENTARY - POLK ELEMENTARY					
Electricity	33,050	KWH	\$5,754.54	0.1741	74.26%
Natural Gas	1,431	CCF	\$1,171.36	0.8186	15.12%
Water	250	CCF	\$487.69	1.9508	6.29%
Sewer	156	CCF	\$335.73	2.1521	4.33%

Total Cost: \$7,749.32



Filters: Cost Center Name Not Equal To DoNotReport; Site Name Not Equal To DoNotReport; Billing Period Equal To 200812

elpaso

Energy CAP

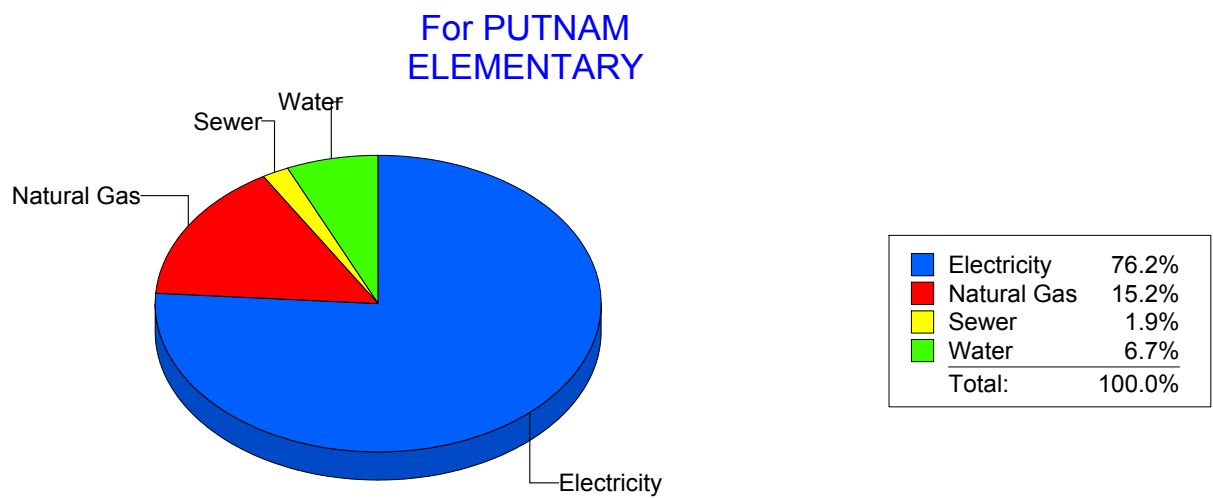
Cost Avoidance Program

Cost Summary Graph

Grouped by Energy Type

Energy Type	Use	Units	Total Cost	Avg Unit Cost	% of Total Cost
Site: PUTNAM ELEMENTARY - PUTNAM ELEMENTARY					
Electricity	66,621	KWH	\$7,268.53	0.1091	76.19%
Natural Gas	1,798	CCF	\$1,447.47	0.8050	15.17%
Water	243	CCF	\$643.72	2.6491	6.75%
Sewer	85	CCF	\$180.67	2.1255	1.89%

Total Cost: \$9,540.39



Filters: Cost Center Name Not Equal To DoNotReport; Site Name Not Equal To DoNotReport; Billing Period Equal To 200812

elpaso

Energy CAP

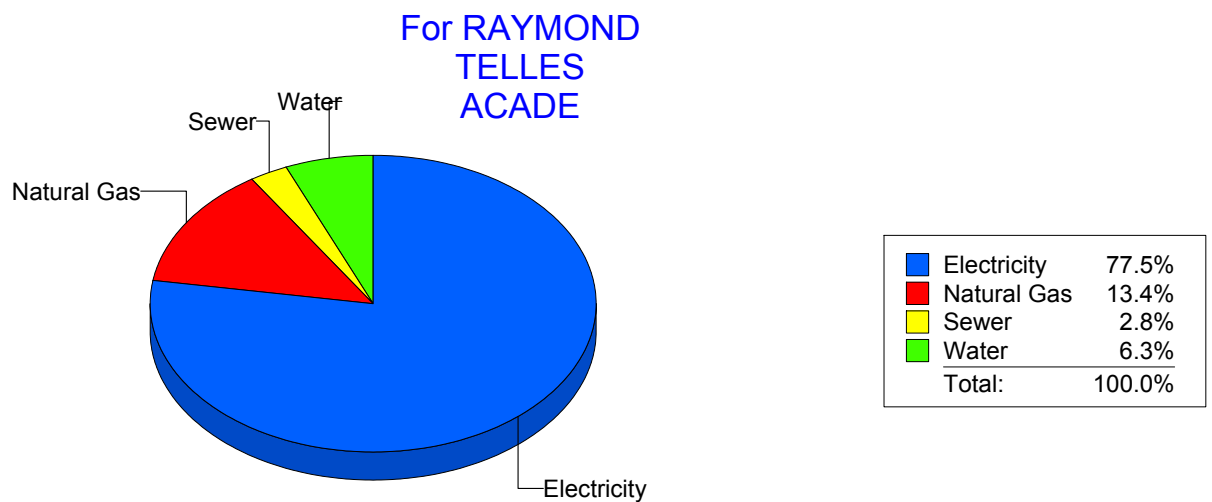
Cost Avoidance Program

Cost Summary Graph

Grouped by Energy Type

Energy Type	Use	Units	Total Cost	Avg Unit Cost	% of Total Cost
Site: RAYMOND TELLES ACADE - RAYMOND TELLES ACADE					
Electricity	47,000	KWH	\$5,734.29	0.1220	77.49%
Natural Gas	1,240	CCF	\$991.19	0.7993	13.39%
Water	147	CCF	\$467.42	3.1797	6.32%
Sewer	55	CCF	\$207.46	3.7720	2.80%

Total Cost: \$7,400.36



Filters: Cost Center Name Not Equal To DoNotReport; Site Name Not Equal To DoNotReport; Billing Period Equal To 200812

elpaso

Energy CAP

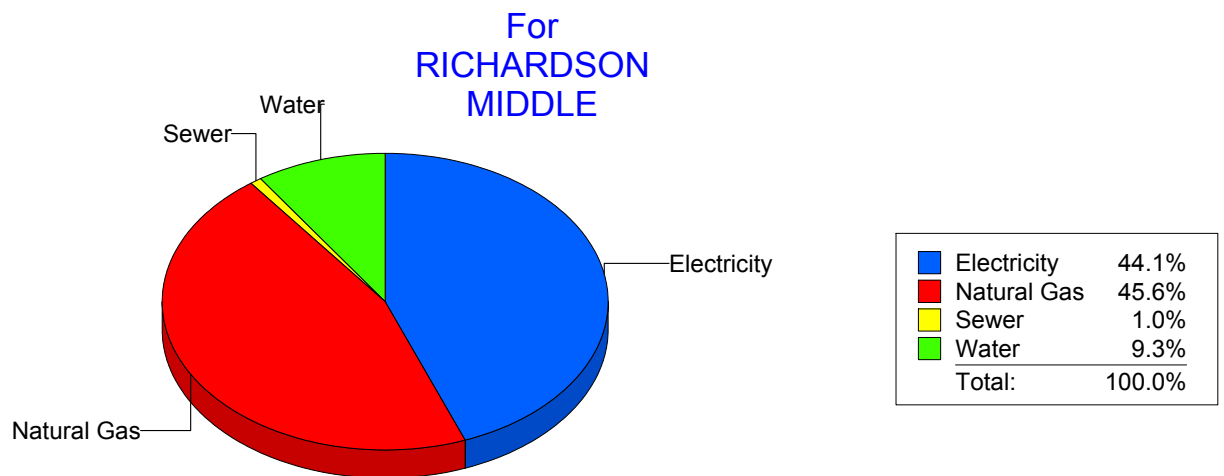
Cost Avoidance Program

Cost Summary Graph

Grouped by Energy Type

Energy Type	Use	Units	Total Cost	Avg Unit Cost	% of Total Cost
Site: RICHARDSON MIDDLE - RICHARDSON MIDDLE					
Electricity	64,800	KWH	\$10,210.82	0.1576	44.07%
Natural Gas	13,752	CCF	\$10,558.25	0.7678	45.57%
Water	478	CCF	\$2,162.31	4.5237	9.33%
Sewer	78	CCF	\$236.67	3.0342	1.02%

Total Cost: \$23,168.05



Filters: Cost Center Name Not Equal To DoNotReport; Site Name Not Equal To DoNotReport; Billing Period Equal To 200812

elpaso

Energy CAP

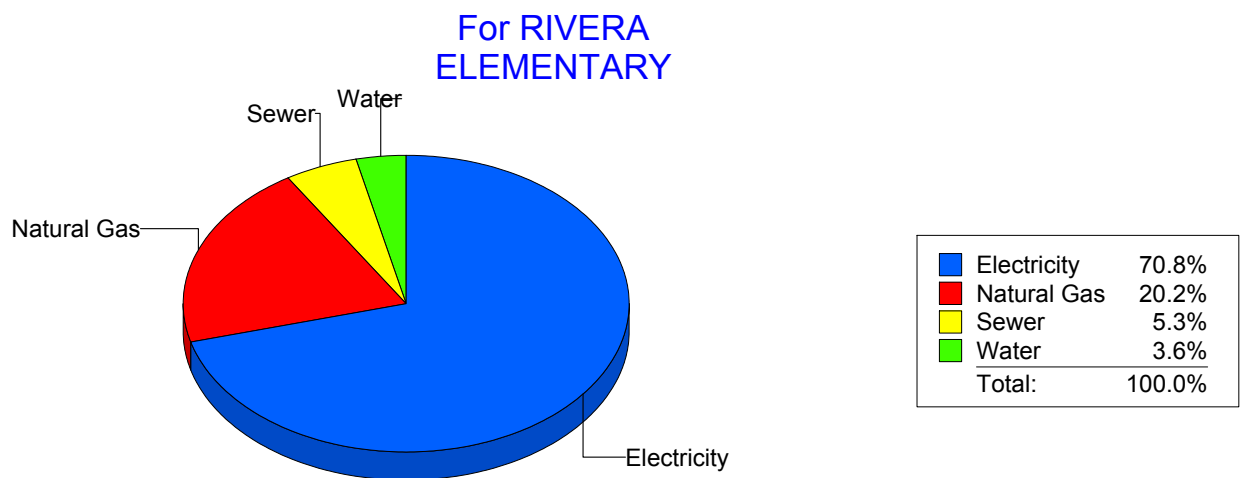
Cost Avoidance Program

Cost Summary Graph

Grouped by Energy Type

Energy Type	Use	Units	Total Cost	Avg Unit Cost	% of Total Cost
Site: RIVERA ELEMENTARY - RIVERA ELEMENTARY					
Electricity	44,100	KWH	\$6,565.80	0.1489	70.82%
Natural Gas	2,347	CCF	\$1,872.48	0.7978	20.20%
Water	146	CCF	\$336.89	2.3075	3.63%
Sewer	282	CCF	\$495.75	1.7580	5.35%

Total Cost: \$9,270.92



Filters: Cost Center Name Not Equal To DoNotReport; Site Name Not Equal To DoNotReport; Billing Period Equal To 200812

el Paso

Energy CAP

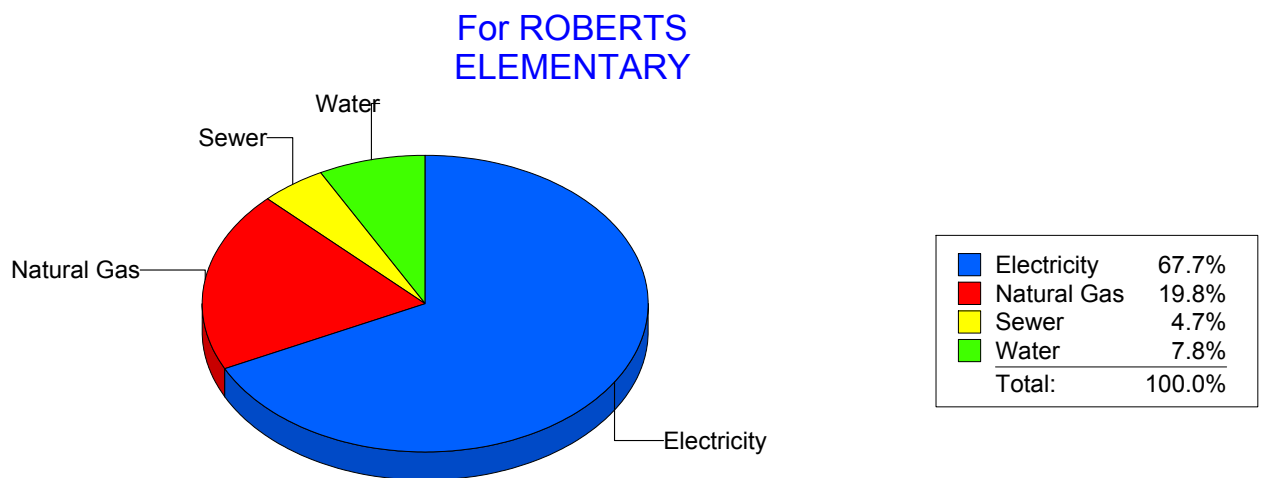
Cost Avoidance Program

Cost Summary Graph

Grouped by Energy Type

Energy Type	Use	Units	Total Cost	Avg Unit Cost	% of Total Cost
Site: ROBERTS ELEMENTARY - ROBERTS ELEMENTARY					
Electricity	37,437	KWH	\$5,297.23	0.1415	67.70%
Natural Gas	1,932	CCF	\$1,550.47	0.8025	19.82%
Water	296	CCF	\$606.99	2.0506	7.76%
Sewer	281	CCF	\$369.97	1.3166	4.73%

Total Cost: \$7,824.66



Filters: Cost Center Name Not Equal To DoNotReport; Site Name Not Equal To DoNotReport; Billing Period Equal To 200812

elpaso

Energy CAP

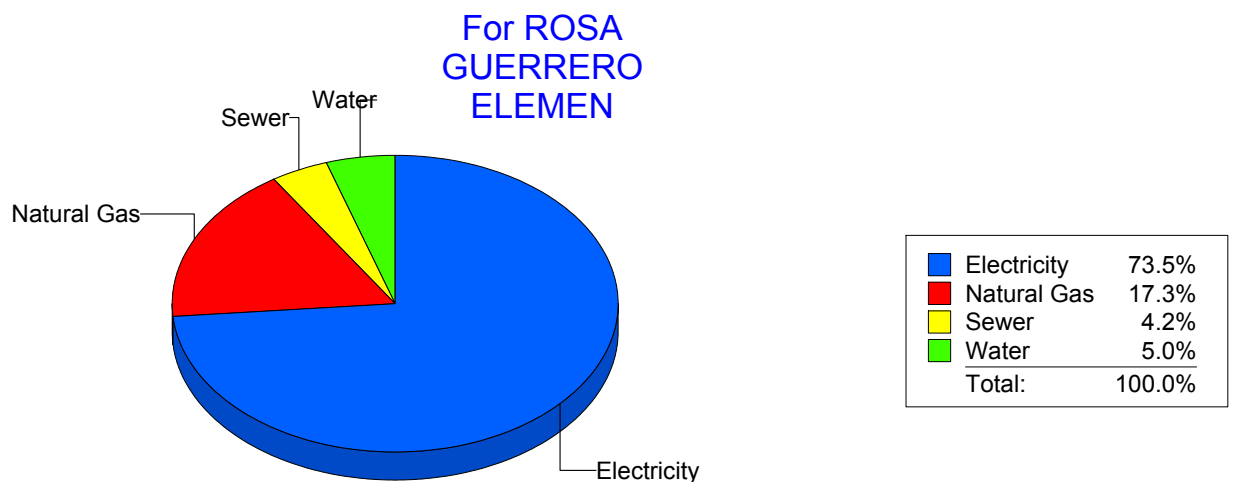
Cost Avoidance Program

Cost Summary Graph

Grouped by Energy Type

Energy Type	Use	Units	Total Cost	Avg Unit Cost	% of Total Cost
Site: ROSA GUERRERO ELEMEN - ROSA GUERRERO ELEMEN					
Electricity	47,400	KWH	\$7,508.53	0.1584	73.49%
Natural Gas	2,208	CCF	\$1,770.48	0.8018	17.33%
Water	245	CCF	\$513.30	2.0951	5.02%
Sewer	177	CCF	\$424.64	2.3991	4.16%

Total Cost: \$10,216.95



Filters: Cost Center Name Not Equal To DoNotReport; Site Name Not Equal To DoNotReport; Billing Period Equal To 200812

el Paso

Energy CAP

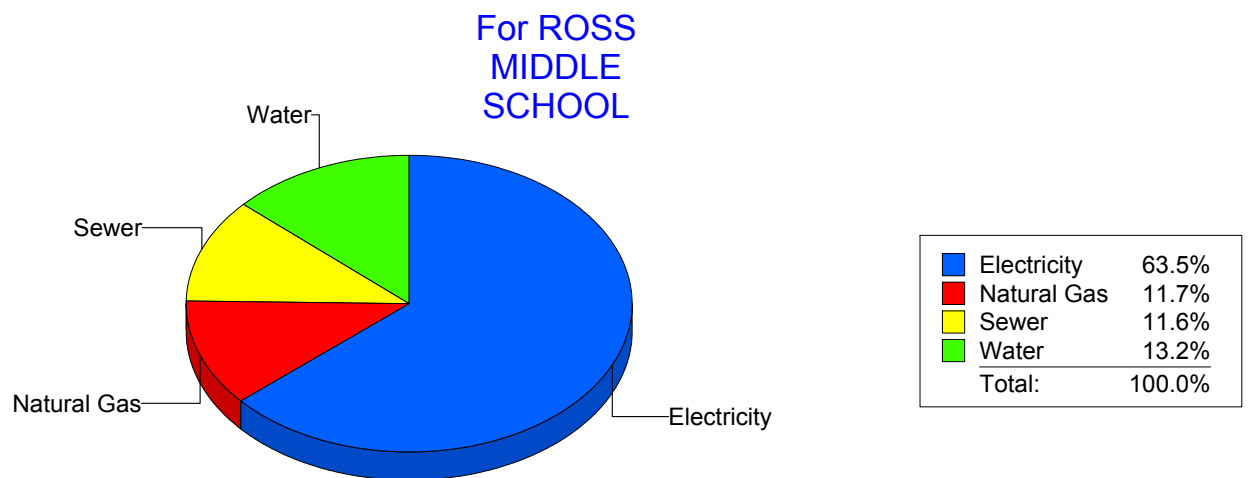
Cost Avoidance Program

Cost Summary Graph

Grouped by Energy Type

Energy Type	Use	Units	Total Cost	Avg Unit Cost	% of Total Cost
Site: ROSS MIDDLE SCHOOL - ROSS MIDDLE SCHOOL					
Electricity	53,583	KWH	\$7,129.17	0.1330	63.50%
Natural Gas	1,657	CCF	\$1,313.70	0.7928	11.70%
Water	937	CCF	\$1,483.84	1.5836	13.22%
Sewer	915	CCF	\$1,299.66	1.4204	11.58%

Total Cost: \$11,226.37



Filters: Cost Center Name Not Equal To DoNotReport; Site Name Not Equal To DoNotReport; Billing Period Equal To 200812

elpaso

Energy CAP

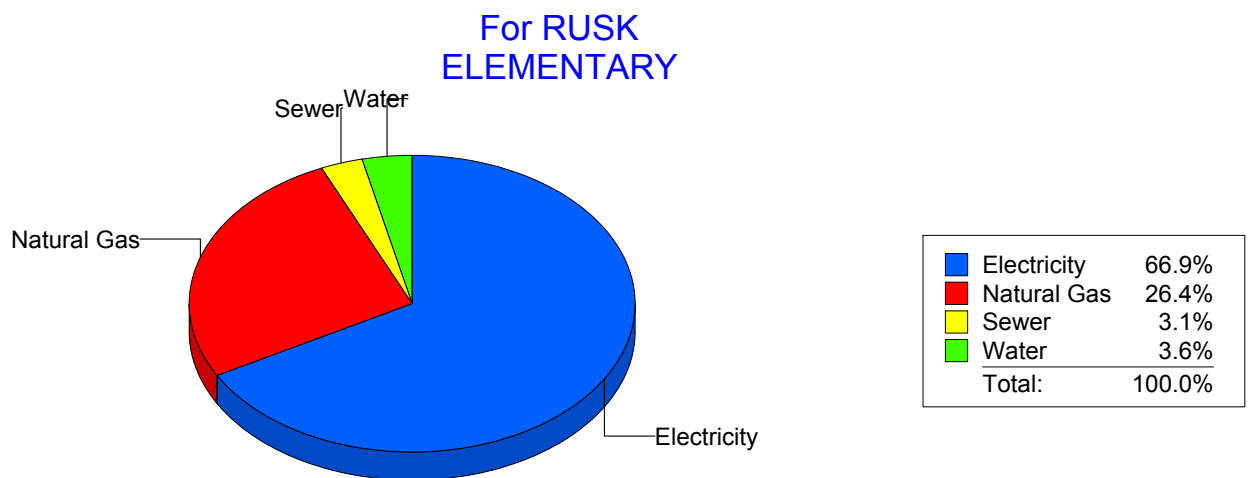
Cost Avoidance Program

Cost Summary Graph

Grouped by Energy Type

Energy Type	Use	Units	Total Cost	Avg Unit Cost	% of Total Cost
Site: RUSK ELEMENTARY - RUSK ELEMENTARY					
Electricity	27,870	KWH	\$4,239.62	0.1521	66.89%
Natural Gas	2,086	CCF	\$1,670.57	0.8008	26.36%
Water	107	CCF	\$228.48	2.1353	3.60%
Sewer	100	CCF	\$199.35	1.9935	3.15%

Total Cost: \$6,338.02



Filters: Cost Center Name Not Equal To DoNotReport; Site Name Not Equal To DoNotReport; Billing Period Equal To 200812

elpaso

Energy CAP

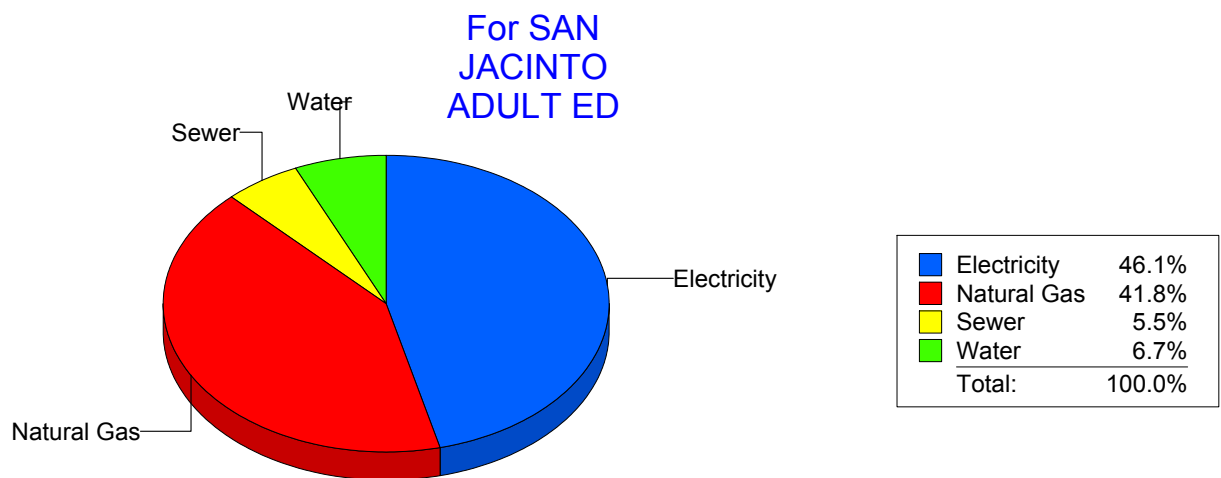
Cost Avoidance Program

Cost Summary Graph

Grouped by Energy Type

Energy Type	Use	Units	Total Cost	Avg Unit Cost	% of Total Cost
Site: SAN JACINTO ADULT ED - SAN JACINTO ADULT ED					
Electricity	5,000	KWH	\$926.56	0.1853	46.10%
Natural Gas	1,043	CCF	\$839.19	0.8046	41.75%
Water	49	CCF	\$133.68	2.7282	6.65%
Sewer	44	CCF	\$110.50	2.5114	5.50%

Total Cost: \$2,009.93



Filters: Cost Center Name Not Equal To DoNotReport; Site Name Not Equal To DoNotReport; Billing Period Equal To 200812

elpaso

Energy CAP

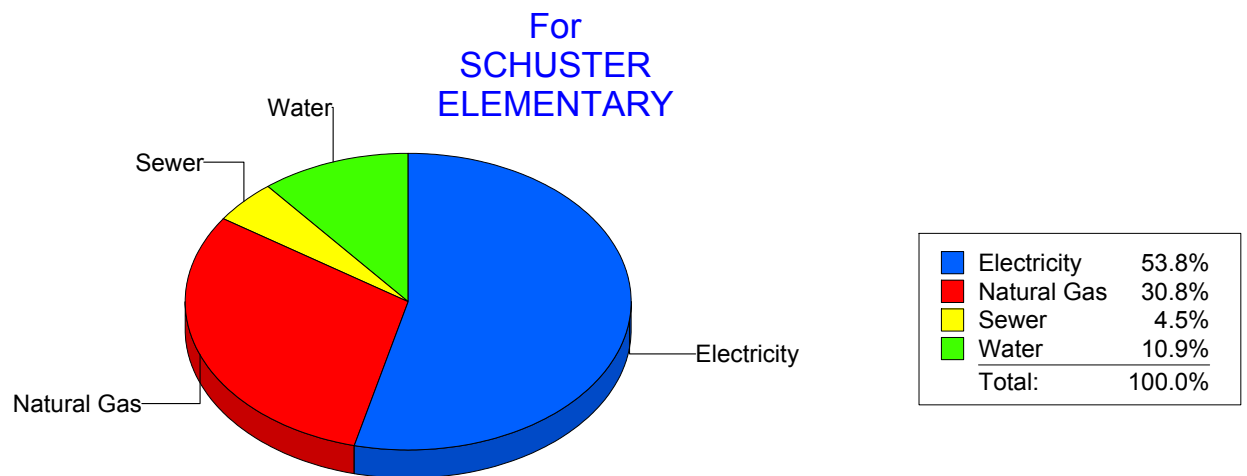
Cost Avoidance Program

Cost Summary Graph

Grouped by Energy Type

Energy Type	Use	Units	Total Cost	Avg Unit Cost	% of Total Cost
Site: SCHUSTER ELEMENTARY - SCHUSTER ELEMENTARY					
Electricity	18,000	KWH	\$2,673.28	0.1485	53.76%
Natural Gas	1,940	CCF	\$1,532.58	0.7900	30.82%
Water	263	CCF	\$543.43	2.0663	10.93%
Sewer	127	CCF	\$223.53	1.7601	4.50%

Total Cost: \$4,972.82



Filters: Cost Center Name Not Equal To DoNotReport; Site Name Not Equal To DoNotReport; Billing Period Equal To 200812

elpaso

Energy CAP

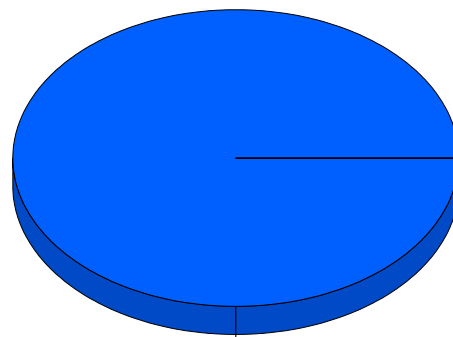
Cost Avoidance Program

Cost Summary Graph

Grouped by Energy Type

Energy Type	Use	Units	Total Cost	Avg Unit Cost	% of Total Cost
Site: SKYPARKIB1 - Sky Park I B1					
Electricity	1,599	KWH	\$266.98	0.1670	100.00%
Total Cost:			\$266.98		

For Sky Park I
B1



■	Electricity	100.0%
	Total:	100.0%

Filters: Cost Center Name Not Equal To DoNotReport; Site Name Not Equal To DoNotReport; Billing Period Equal To 200812

elpaso

Energy CAP

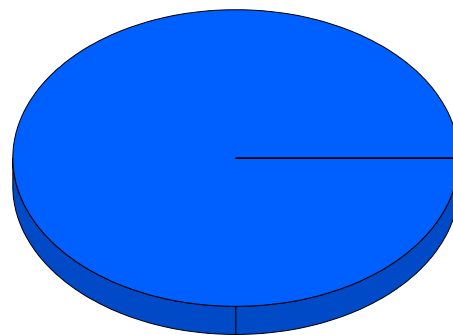
Cost Avoidance Program

Cost Summary Graph

Grouped by Energy Type

Energy Type	Use	Units	Total Cost	Avg Unit Cost	% of Total Cost
Site: SKYPARK - Skypark					
Electricity	2,098	KWH	\$342.56	0.1633	100.00%
Total Cost:			\$342.56		

For Skypark



Electricity

■	Electricity	100.0%
	Total:	100.0%

Filters: Cost Center Name Not Equal To DoNotReport; Site Name Not Equal To DoNotReport; Billing Period Equal To 200812

elpaso

Energy CAP

Cost Avoidance Program

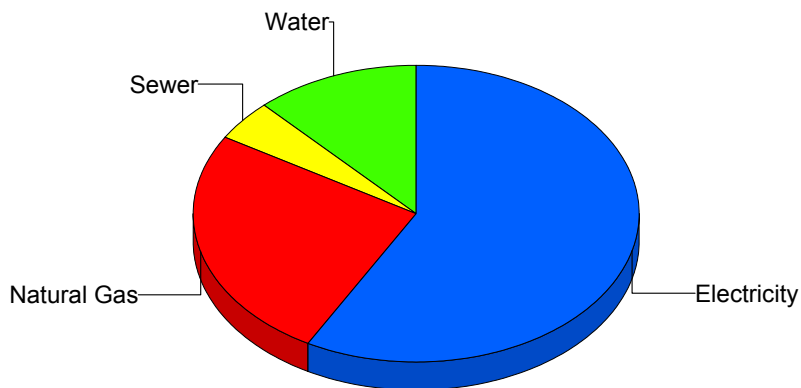
Cost Summary Graph

Grouped by Energy Type

Energy Type	Use	Units	Total Cost	Avg Unit Cost	% of Total Cost
Site: STANTON ELEMENTARY - STANTON ELEMENTARY					
Electricity	26,798	KWH	\$4,136.26	0.1543	58.03%
Natural Gas	2,287	CCF	\$1,828.39	0.7995	25.65%
Water	364	CCF	\$860.89	2.3651	12.08%
Sewer	198	CCF	\$302.22	1.5264	4.24%

Total Cost: \$7,127.76

For STANTON
ELEMENTARY



Electricity	58.0%
Natural Gas	25.7%
Sewer	4.2%
Water	12.1%
Total:	100.0%

Filters: Cost Center Name Not Equal To DoNotReport; Site Name Not Equal To DoNotReport; Billing Period Equal To 200812

elpaso

Energy CAP

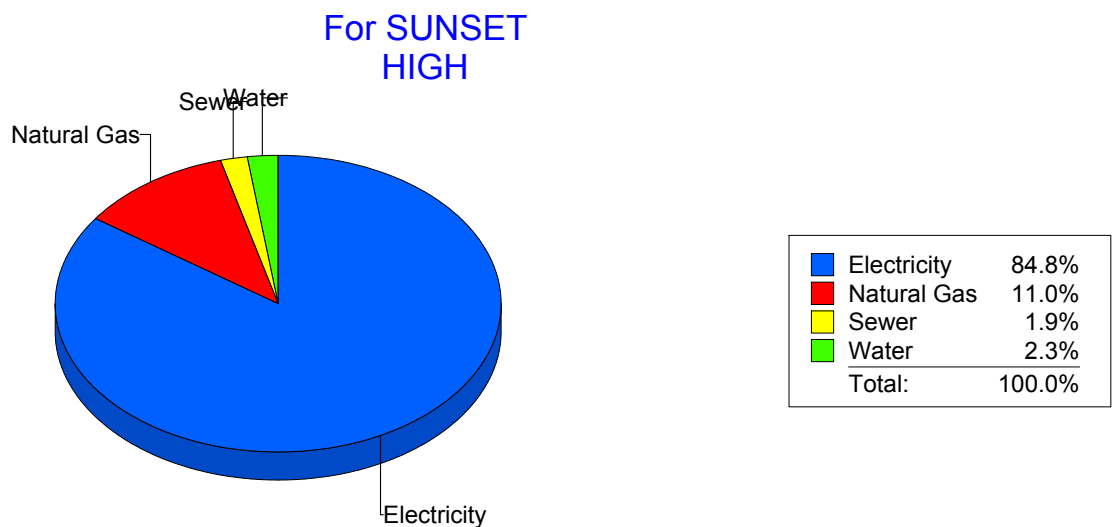
Cost Avoidance Program

Cost Summary Graph

Grouped by Energy Type

Energy Type	Use	Units	Total Cost	Avg Unit Cost	% of Total Cost
Site: SUNSET HIGH - SUNSET HIGH					
Electricity	22,360	KWH	\$3,919.49	0.1753	84.80%
Natural Gas	617	CCF	\$508.99	0.8249	11.01%
Water	29	CCF	\$104.68	3.6097	2.26%
Sewer	21	CCF	\$88.91	4.2338	1.92%

Total Cost: \$4,622.07



Filters: Cost Center Name Not Equal To DoNotReport; Site Name Not Equal To DoNotReport; Billing Period Equal To 200812

elpaso

Energy CAP

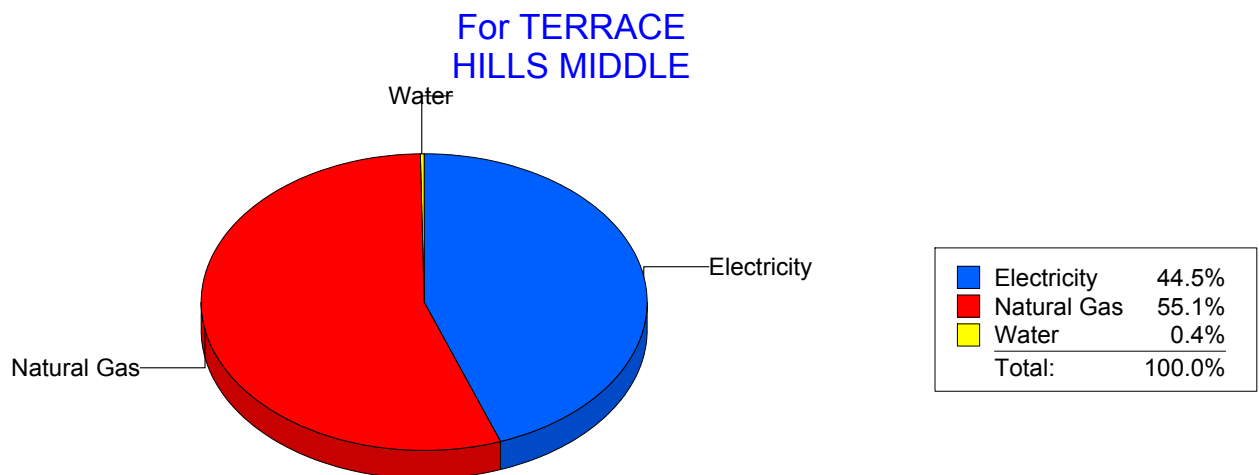
Cost Avoidance Program

Cost Summary Graph

Grouped by Energy Type

Energy Type	Use	Units	Total Cost	Avg Unit Cost	% of Total Cost
Site: TERRACE HILLS MIDDLE - TERRACE HILLS MIDDLE					
Electricity	33,450	KWH	\$4,586.94	0.1371	44.51%
Natural Gas	7,313	CCF	\$5,682.72	0.7771	55.14%
Water	0	CCF	\$36.36	0.0000	0.35%

Total Cost: \$10,306.02



Filters: Cost Center Name Not Equal To DoNotReport; Site Name Not Equal To DoNotReport; Billing Period Equal To 200812

el Paso

Energy CAP

Cost Avoidance Program

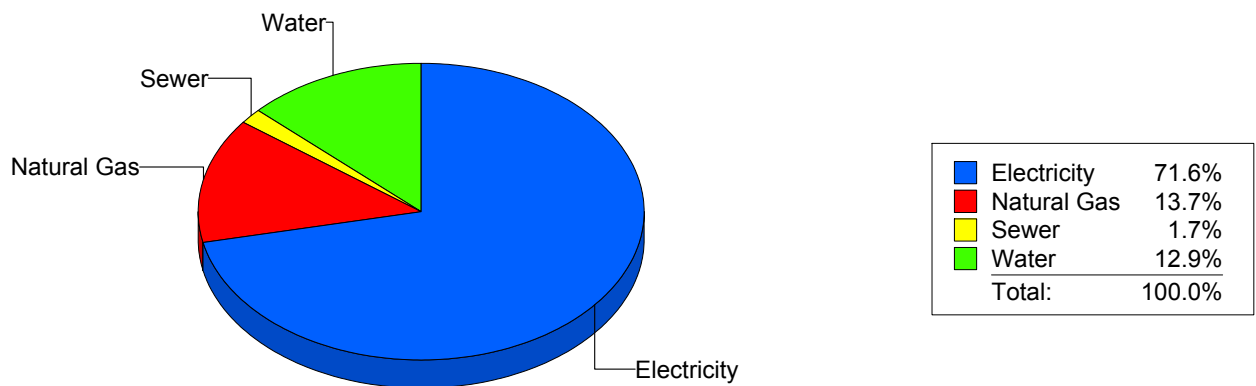
Cost Summary Graph

Grouped by Energy Type

Energy Type	Use	Units	Total Cost	Avg Unit Cost	% of Total Cost
Site: TIPPIN - TIPPIN ELEMENTARY					
Electricity	58,080	KWH	\$8,031.73	0.1383	71.61%
Natural Gas	1,948	CCF	\$1,538.75	0.7899	13.72%
Water	295	CCF	\$1,450.72	4.9177	12.93%
Sewer	45	CCF	\$194.76	4.3280	1.74%

Total Cost: \$11,215.96

For TIPPIN
ELEMENTARY



Filters: Cost Center Name Not Equal To DoNotReport; Site Name Not Equal To DoNotReport; Billing Period Equal To 200812

elpaso

Energy CAP

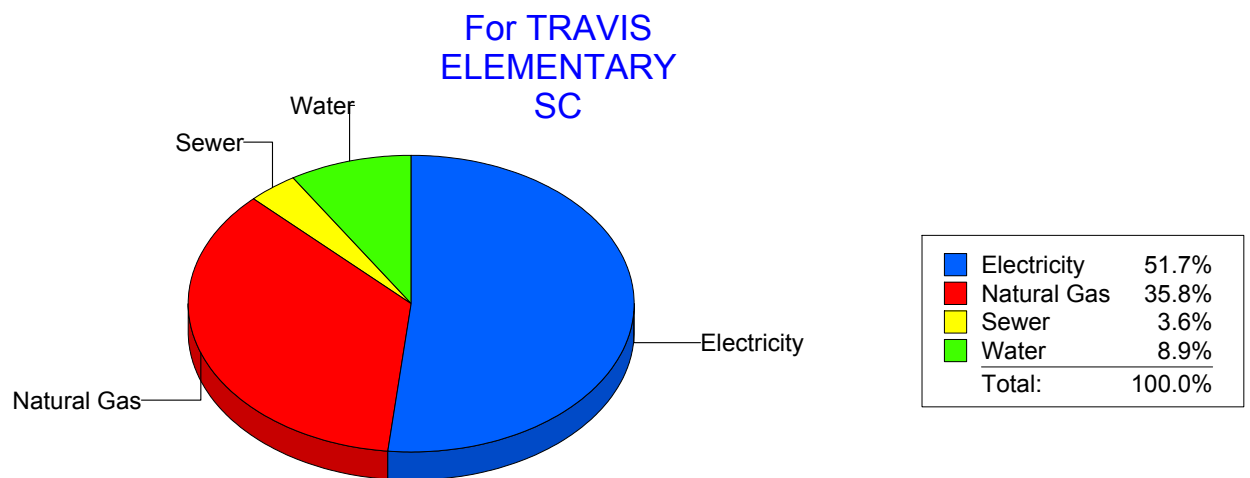
Cost Avoidance Program

Cost Summary Graph

Grouped by Energy Type

Energy Type	Use	Units	Total Cost	Avg Unit Cost	% of Total Cost
Site: TRAVIS ELEMENTARY SC - TRAVIS ELEMENTARY SC					
Electricity	25,366	KWH	\$3,540.71	0.1396	51.70%
Natural Gas	3,100	CCF	\$2,454.31	0.7917	35.84%
Water	182	CCF	\$610.09	3.3521	8.91%
Sewer	104	CCF	\$243.80	2.3442	3.56%

Total Cost: \$6,848.91



Filters: Cost Center Name Not Equal To DoNotReport; Site Name Not Equal To DoNotReport; Billing Period Equal To 200812

elpaso

Energy CAP

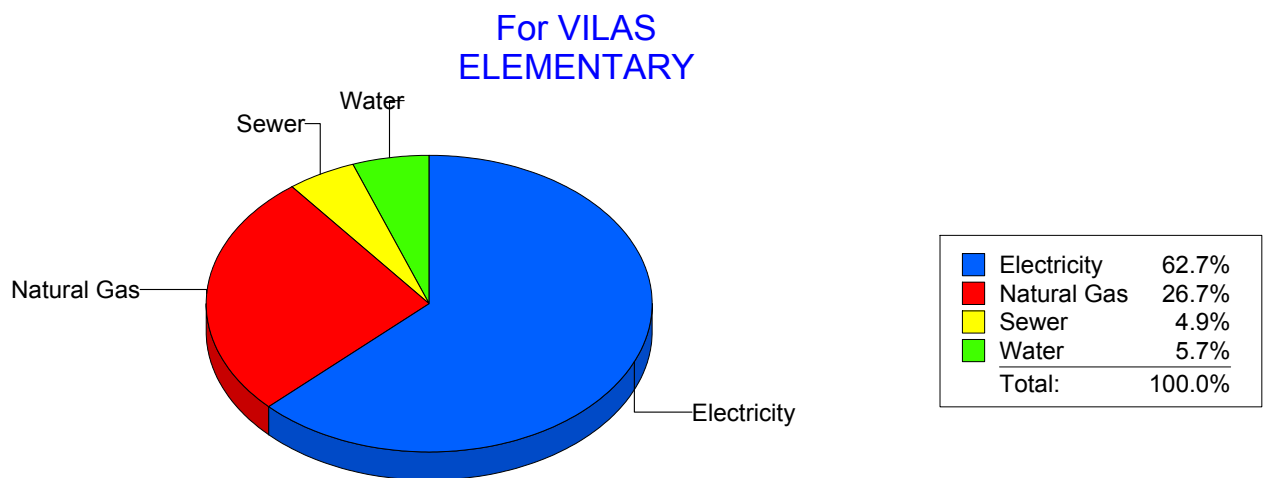
Cost Avoidance Program

Cost Summary Graph

Grouped by Energy Type

Energy Type	Use	Units	Total Cost	Avg Unit Cost	% of Total Cost
Site: VILAS ELEMENTARY - VILAS ELEMENTARY					
Electricity	25,076	KWH	\$4,838.82	0.1930	62.75%
Natural Gas	2,507	CCF	\$2,058.10	0.8209	26.69%
Water	121	CCF	\$438.62	3.6250	5.69%
Sewer	98	CCF	\$375.91	3.8358	4.87%

Total Cost: \$7,711.45



Filters: Cost Center Name Not Equal To DoNotReport; Site Name Not Equal To DoNotReport; Billing Period Equal To 200812

elpaso

Energy CAP

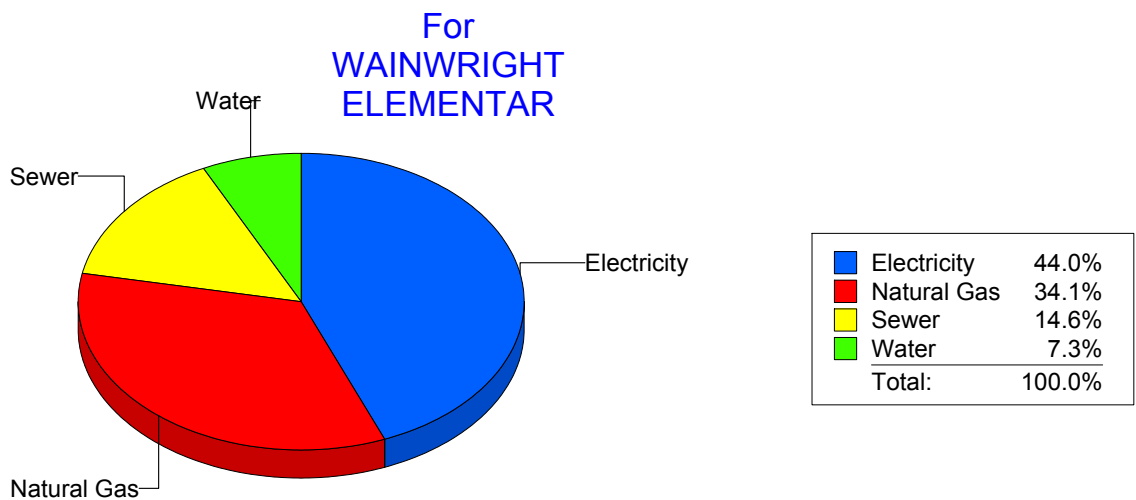
Cost Avoidance Program

Cost Summary Graph

Grouped by Energy Type

Energy Type	Use	Units	Total Cost	Avg Unit Cost	% of Total Cost
Site: WAINWRIGHT ELEMENTAR - WAINWRIGHT ELEMENTAR					
Electricity	6,274	KWH	\$1,259.76	0.2008	43.98%
Natural Gas	1,138	CCF	\$977.29	0.8588	34.12%
Water	50	CCF	\$208.46	4.1692	7.28%
Sewer	224	CCF	\$419.07	1.8708	14.63%

Total Cost: \$2,864.58



Filters: Cost Center Name Not Equal To DoNotReport; Site Name Not Equal To DoNotReport; Billing Period Equal To 200812

elpaso

Energy CAP

Cost Avoidance Program

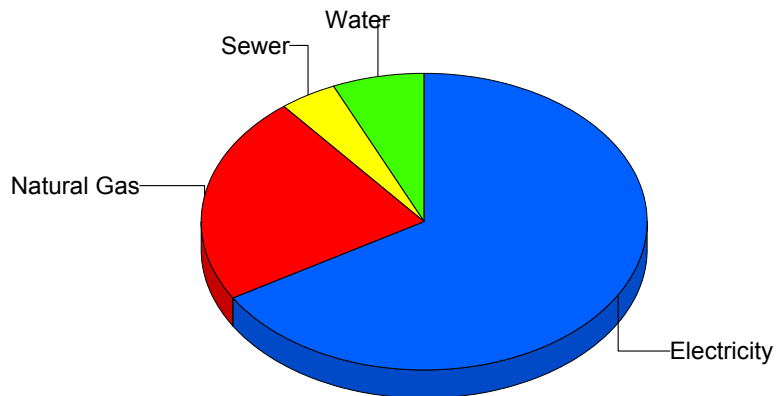
Cost Summary Graph

Grouped by Energy Type

Energy Type	Use	Units	Total Cost	Avg Unit Cost	% of Total Cost
Site: WESTERN HILLS ELEMEN - WESTERN HILLS ELEMEN					
Electricity	54,120	KWH	\$6,280.15	0.1160	66.36%
Natural Gas	2,754	CCF	\$2,162.13	0.7851	22.85%
Water	158	CCF	\$628.73	3.9793	6.64%
Sewer	59	CCF	\$392.12	6.6461	4.14%

Total Cost: \$9,463.13

For WESTERN
HILLS ELEMEN



Electricity	66.4%
Natural Gas	22.8%
Sewer	4.1%
Water	6.6%
Total:	100.0%

Filters: Cost Center Name Not Equal To DoNotReport; Site Name Not Equal To DoNotReport; Billing Period Equal To 200812

elpaso

Energy CAP

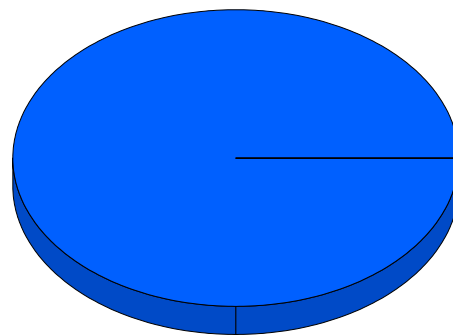
Cost Avoidance Program

Cost Summary Graph

Grouped by Energy Type

Energy Type	Use	Units	Total Cost	Avg Unit Cost	% of Total Cost
Site: WESTSIDE TRANSPORTAT - WESTSIDE TRANSPORTAT					
Electricity	28,128	KWH	\$2,224.92	0.0791	100.00%
Total Cost:			\$2,224.92		

For WESTSIDE
TRANSPORTAT



Electricity

■	Electricity	100.0%
	Total:	100.0%

Filters: Cost Center Name Not Equal To DoNotReport; Site Name Not Equal To DoNotReport; Billing Period Equal To 200812

elpaso

Energy CAP

Cost Avoidance Program

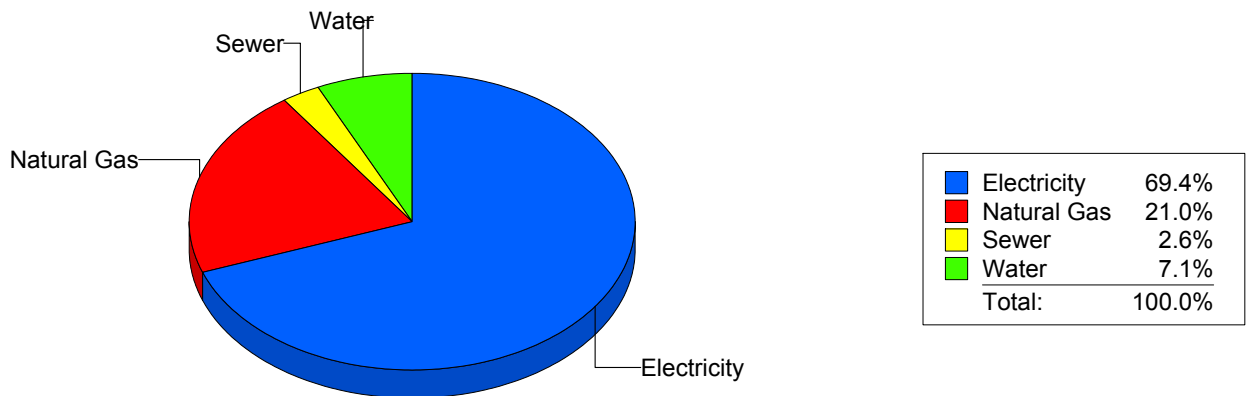
Cost Summary Graph

Grouped by Energy Type

Energy Type	Use	Units	Total Cost	Avg Unit Cost	% of Total Cost
Site: WHITAKER ELEMENTARY - WHITAKER ELEMENTARY					
Electricity	57,960	KWH	\$8,056.95	0.1390	69.36%
Natural Gas	3,111	CCF	\$2,437.11	0.7834	20.98%
Water	319	CCF	\$822.36	2.5779	7.08%
Sewer	127	CCF	\$298.90	2.3535	2.57%

Total Cost: \$11,615.32

For WHITAKER
ELEMENTARY



Filters: Cost Center Name Not Equal To DoNotReport; Site Name Not Equal To DoNotReport; Billing Period Equal To 200812

elpaso

Energy CAP

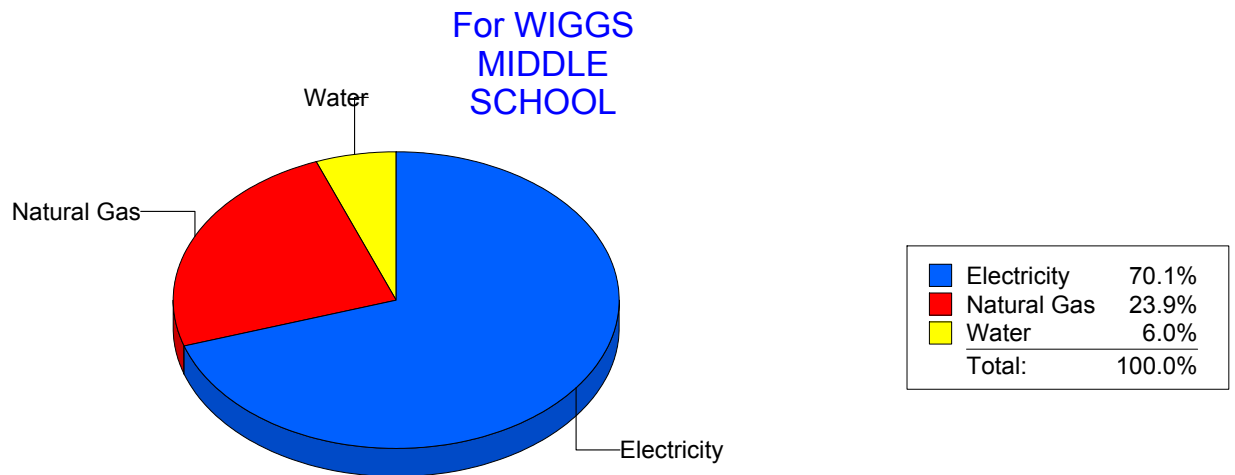
Cost Avoidance Program

Cost Summary Graph

Grouped by Energy Type

Energy Type	Use	Units	Total Cost	Avg Unit Cost	% of Total Cost
Site: WIGGS MIDDLE SCHOOL - WIGGS MIDDLE SCHOOL					
Electricity	50,600	KWH	\$7,274.64	0.1438	70.11%
Natural Gas	3,170	CCF	\$2,482.13	0.7830	23.92%
Water	137	CCF	\$619.07	4.5188	5.97%

Total Cost: \$10,375.84



Filters: Cost Center Name Not Equal To DoNotReport; Site Name Not Equal To DoNotReport; Billing Period Equal To 200812

elpaso

Energy CAP

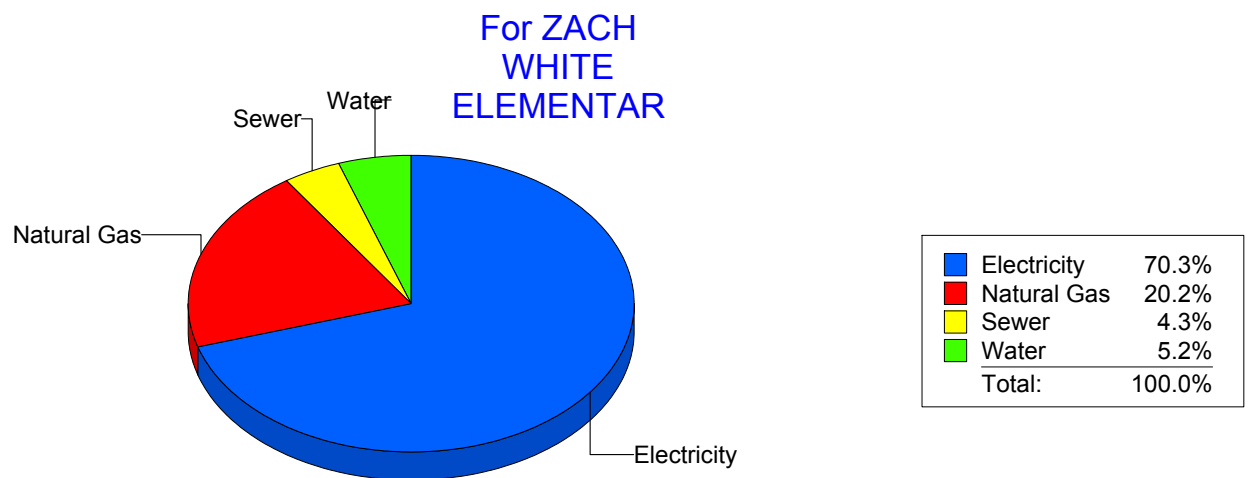
Cost Avoidance Program

Cost Summary Graph

Grouped by Energy Type

Energy Type	Use	Units	Total Cost	Avg Unit Cost	% of Total Cost
Site: ZACH WHITE ELEMENTAR - ZACH WHITE ELEMENTAR					
Electricity	43,500	KWH	\$6,788.38	0.1561	70.32%
Natural Gas	2,444	CCF	\$1,951.66	0.7986	20.22%
Water	110	CCF	\$499.61	4.5419	5.18%
Sewer	120	CCF	\$414.49	3.4541	4.29%

Total Cost: \$9,654.14



Filters: Cost Center Name Not Equal To DoNotReport; Site Name Not Equal To DoNotReport; Billing Period Equal To 200812

el Paso

Energy CAP

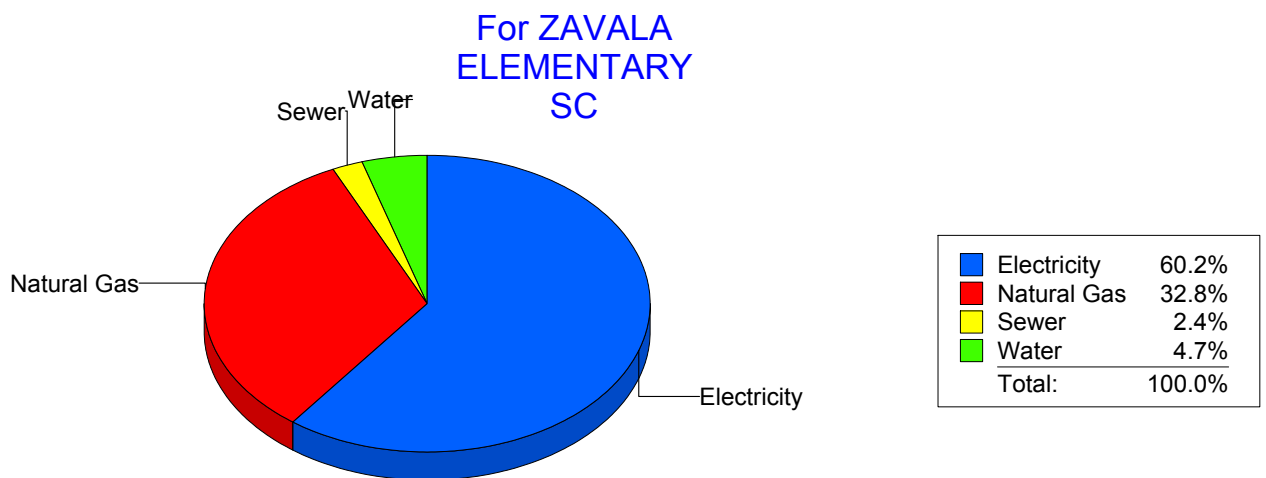
Cost Avoidance Program

Cost Summary Graph

Grouped by Energy Type

Energy Type	Use	Units	Total Cost	Avg Unit Cost	% of Total Cost
Site: ZAVALA ELEMENTARY SC - ZAVALA ELEMENTARY SC					
Electricity	26,501	KWH	\$3,162.27	0.1193	60.19%
Natural Gas	2,186	CCF	\$1,722.84	0.7881	32.79%
Water	68	CCF	\$244.38	3.5938	4.65%
Sewer	49	CCF	\$124.47	2.5402	2.37%

Total Cost: \$5,253.96



Filters: Cost Center Name Not Equal To DoNotReport; Site Name Not Equal To DoNotReport; Billing Period Equal To 200812

elpaso

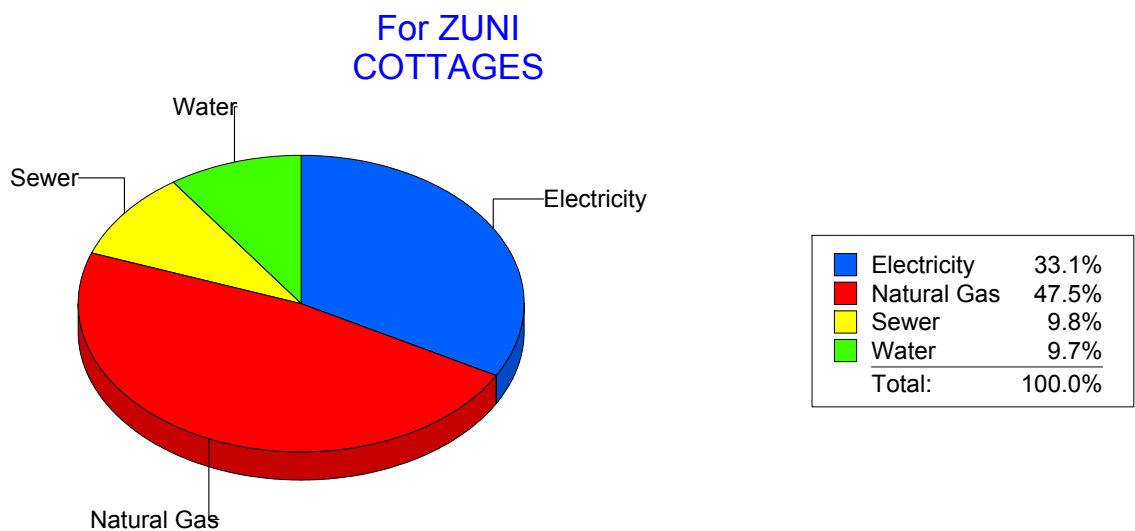
Energy CAP

Cost Avoidance Program

Cost Summary Graph

Grouped by Energy Type

Energy Type	Use	Units	Total Cost	Avg Unit Cost	% of Total Cost
Site: ZUNI COTTAGES - ZUNI COTTAGES					
Electricity		419 KWH	\$98.07	0.2341	33.06%
Natural Gas		109 CCF	\$140.85	1.2922	47.48%
Water		5 CCF	\$28.65	5.7300	9.66%
Sewer		7 CCF	\$29.11	4.1586	9.81%
Total Cost:			\$296.68		



Filters: Cost Center Name Not Equal To DoNotReport; Site Name Not Equal To DoNotReport; Billing Period Equal To 200812

elpaso

Energy CAP

Cost Avoidance Program

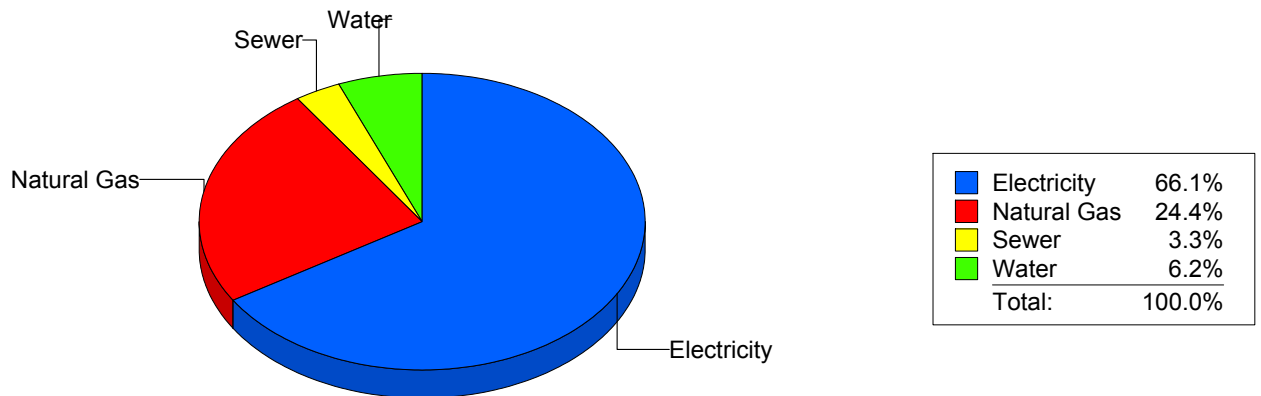
Cost Summary Graph

Grouped by Energy Type

Energy Type	Use	Units	Total Cost	Avg Unit Cost	% of Total Cost
All Sites					
Electricity	5,137,801	KWH	\$735,720.32	0.1432	66.09%
Natural Gas	345,418	CCF	\$271,560.29	0.7862	24.39%
Water	28,438	CCF	\$69,184.70	2.4328	6.21%
Sewer	17,672	CCF	\$36,791.62	2.0819	3.30%

Total Cost: \$1,113,256.93

For All Sites



Filters: Cost Center Name Not Equal To DoNotReport; Site Name Not Equal To DoNotReport; Billing Period Equal To 200812