

el Paso

Energy CAP

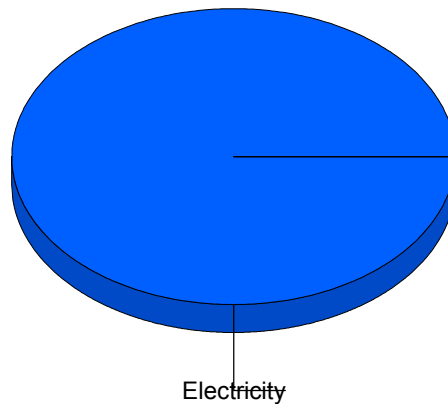
Cost Avoidance Program

Cost Summary Graph

Grouped by Energy Type

Energy Type	Use	Units	Meter Cost	Special Charges	Total Cost	Avg Unit Cost	% of Total Cost
Site: ALAMO ELEMENTARY SCH - ALAMO ELEMENTARY SCH							
Electricity		3,250 KWH	\$347.06	\$0.00	\$347.06	0.1068	100.00%
Total Cost:			\$347.06	\$0.00	\$347.06		

For ALAMO
ELEMENTARY
SCH



■ Electricity	100.0%
Total:	100.0%

Filters: Cost Center Name Not Equal To DoNotReport; Billing Period Equal To 201401All Meter CodesAll Group Names

elpaso

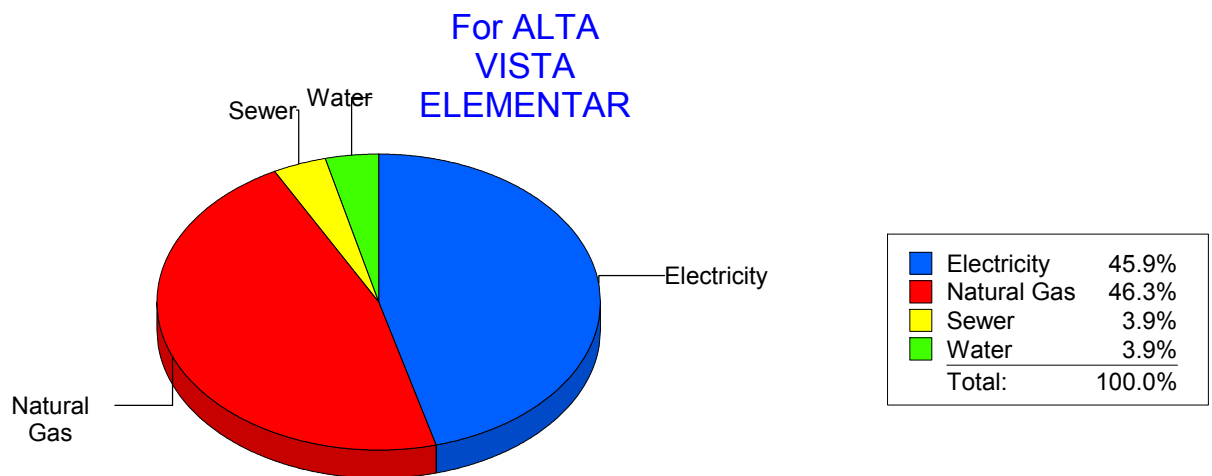
Energy CAP

Cost Avoidance Program

Cost Summary Graph

Grouped by Energy Type

Energy Type	Use	Units	Meter Cost	Special Charges	Total Cost	Avg Unit Cost	% of Total Cost
Site: ALTA VISTA ELEMENTAR - ALTA VISTA ELEMENTAR							
Electricity	19,650	KWH	\$2,472.42	\$0.00	\$2,472.42	0.1258	45.91%
Natural Gas	3,525	CCF	\$2,491.38	\$0.00	\$2,491.38	0.7068	46.26%
Water	92	CCF	\$211.25	\$0.00	\$211.25	2.2962	3.92%
Sewer	104	CCF	\$210.84	\$0.00	\$210.84	2.0273	3.91%
Total Cost:			\$5,385.89	\$0.00	\$5,385.89		



Filters: Cost Center Name Not Equal To DoNotReport; Billing Period Equal To 201401All Meter CodesAll Group Names

elpaso

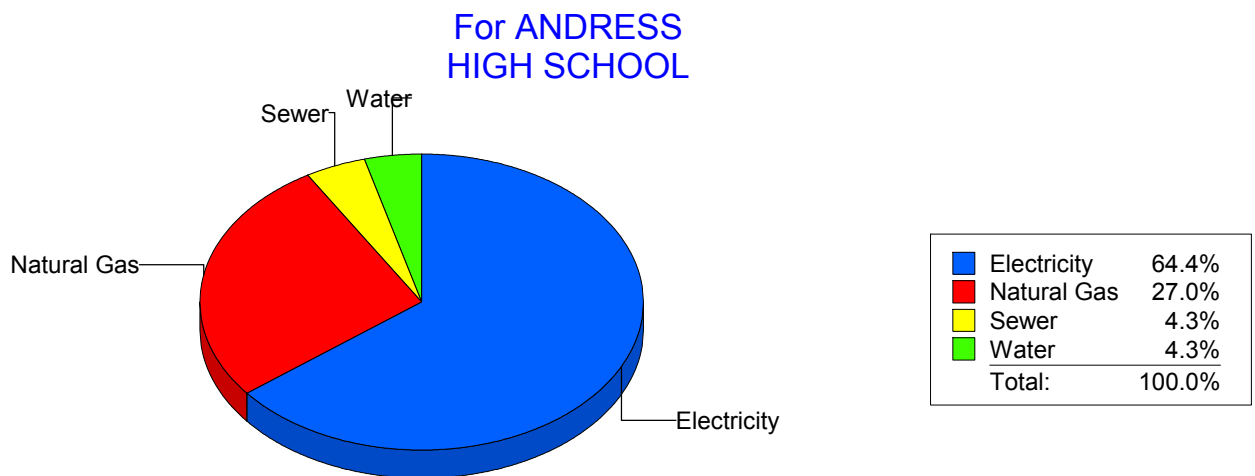
Energy CAP

Cost Avoidance Program

Cost Summary Graph

Grouped by Energy Type

Energy Type	Use	Units	Meter Cost	Special Charges	Total Cost	Avg Unit Cost	% of Total Cost
Site: ANDRESS HIGH SCHOOL - ANDRESS HIGH SCHOOL							
Electricity	143,282	KWH	\$15,615.06	\$0.00	\$15,615.06	0.1090	64.44%
Natural Gas	9,480	CCF	\$6,531.09	\$0.00	\$6,531.09	0.6889	26.95%
Water	577	CCF	\$1,035.51	\$0.00	\$1,035.51	1.7946	4.27%
Sewer	653	CCF	\$1,049.97	\$0.00	\$1,049.97	1.6079	4.33%
Total Cost:			\$24,231.63	\$0.00	\$24,231.63		



Filters: Cost Center Name Not Equal To DoNotReport; Billing Period Equal To 201401All Meter CodesAll Group Names

elpaso

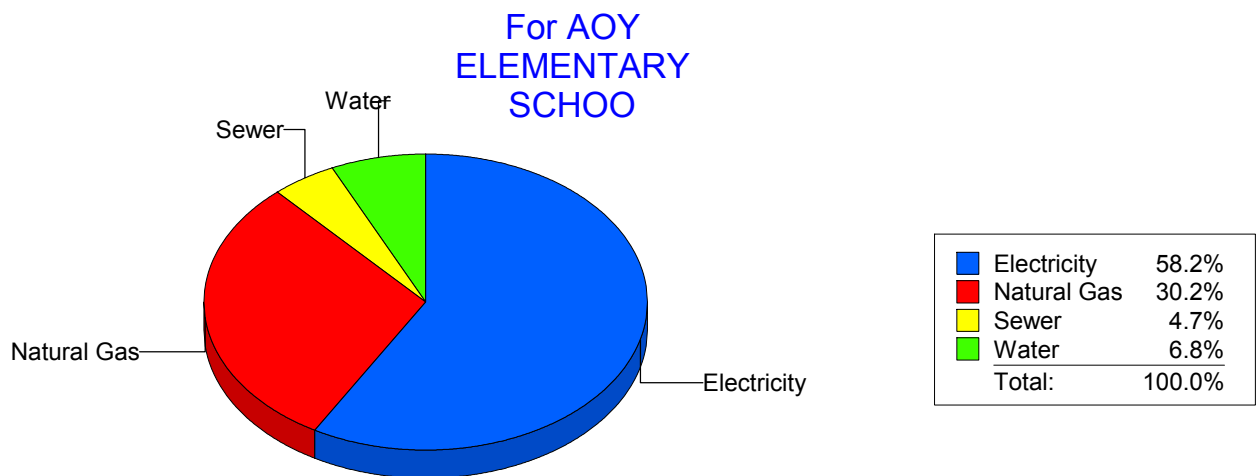
Energy CAP

Cost Avoidance Program

Cost Summary Graph

Grouped by Energy Type

Energy Type	Use	Units	Meter Cost	Special Charges	Total Cost	Avg Unit Cost	% of Total Cost
Site: AOY ELEMENTARY SCHOO - AOY ELEMENTARY SCHOO							
Electricity	41,532	KWH	\$5,152.62	\$0.00	\$5,152.62	0.1241	58.21%
Natural Gas	3,799	CCF	\$2,676.43	\$0.00	\$2,676.43	0.7045	30.24%
Water	122	CCF	\$604.39	\$0.00	\$604.39	4.9540	6.83%
Sewer	98	CCF	\$417.98	\$0.00	\$417.98	4.2651	4.72%
Total Cost:			\$8,851.42	\$0.00	\$8,851.42		



Filters: Cost Center Name Not Equal To DoNotReport; Billing Period Equal To 201401All Meter CodesAll Group Names

elpaso

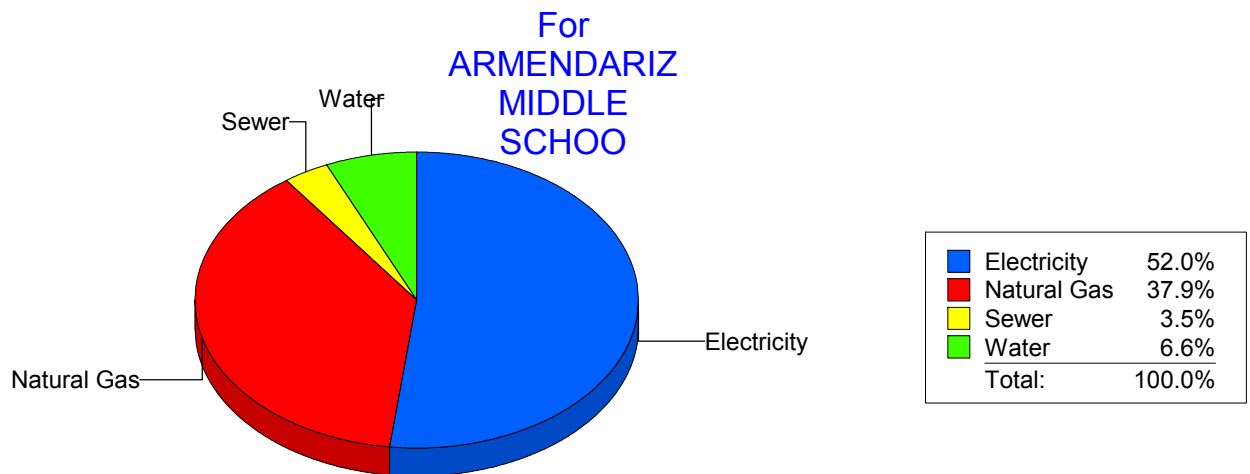
Energy CAP

Cost Avoidance Program

Cost Summary Graph

Grouped by Energy Type

Energy Type	Use	Units	Meter Cost	Special Charges	Total Cost	Avg Unit Cost	% of Total Cost
Site: ARMENDARIZ MIDDLE SCHOO - ARMENDARIZ MIDDLE SCHOO							
Electricity	63,000	KWH	\$6,508.24	\$0.00	\$6,508.24	0.1033	52.02%
Natural Gas	6,972	CCF	\$4,740.05	\$0.00	\$4,740.05	0.6799	37.88%
Water	318	CCF	\$822.11	\$0.00	\$822.11	2.5853	6.57%
Sewer	154	CCF	\$441.75	\$0.00	\$441.75	2.8685	3.53%
Total Cost:			\$12,512.15	\$0.00	\$12,512.15		



Filters: Cost Center Name Not Equal To DoNotReport; Billing Period Equal To 201401All Meter CodesAll Group Names

elpaso

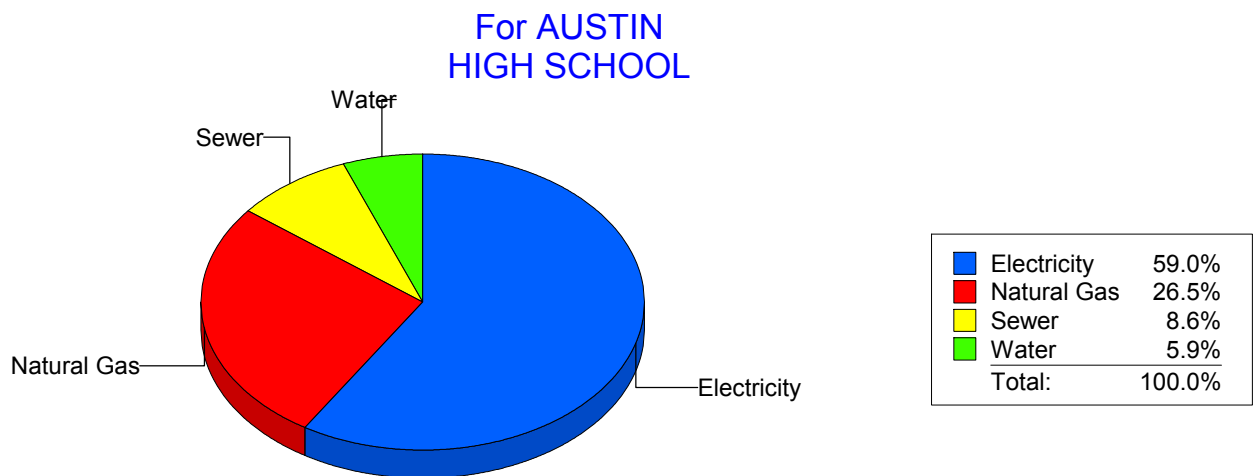
Energy CAP

Cost Avoidance Program

Cost Summary Graph

Grouped by Energy Type

Energy Type	Use	Units	Meter Cost	Special Charges	Total Cost	Avg Unit Cost	% of Total Cost
Site: AUSTIN HIGH SCHOOL - AUSTIN HIGH SCHOOL							
Electricity	116,353	KWH	\$13,395.86	\$0.00	\$13,395.86	0.1151	59.00%
Natural Gas	8,656	CCF	\$6,007.31	\$0.00	\$6,007.31	0.6940	26.46%
Water	447	CCF	\$1,344.73	\$0.00	\$1,344.73	3.0083	5.92%
Sewer	988	CCF	\$1,956.54	\$0.00	\$1,956.54	1.9803	8.62%
Total Cost:			\$22,704.44	\$0.00	\$22,704.44		



Filters: Cost Center Name Not Equal To DoNotReport; Billing Period Equal To 201401All Meter CodesAll Group Names

elpaso

Energy CAP

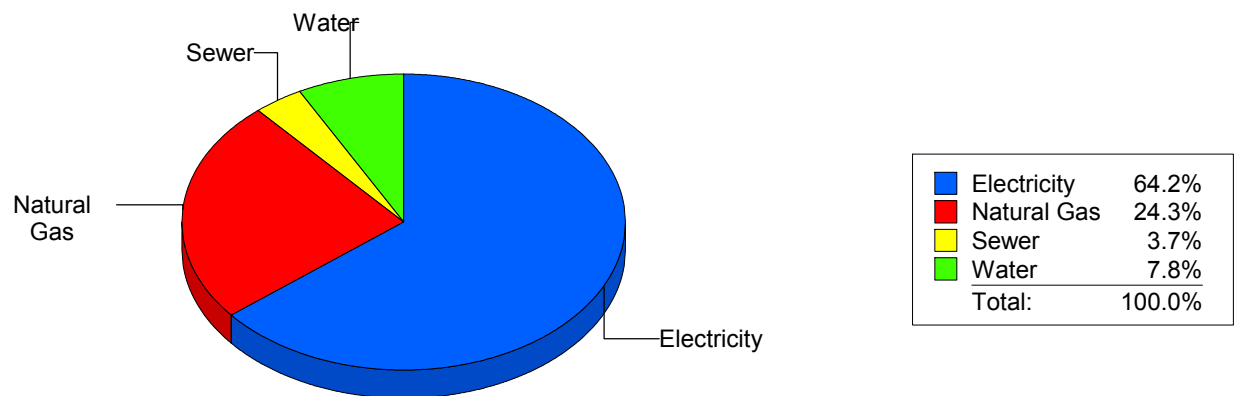
Cost Avoidance Program

Cost Summary Graph

Grouped by Energy Type

Energy Type	Use	Units	Meter Cost	Special Charges	Total Cost	Avg Unit Cost	% of Total Cost
Site: BARRON - BARRON							
Electricity	47,712	KWH	\$5,839.96	\$0.00	\$5,839.96	0.1224	64.18%
Natural Gas	3,095	CCF	\$2,213.04	\$0.00	\$2,213.04	0.7150	24.32%
Water	98	CCF	\$708.39	\$0.00	\$708.39	7.2285	7.78%
Sewer	61	CCF	\$338.55	\$0.00	\$338.55	5.5500	3.72%
Total Cost:			\$9,099.94	\$0.00	\$9,099.94		

For BARRON



Filters: Cost Center Name Not Equal To DoNotReport; Billing Period Equal To 201401All Meter CodesAll Group Names

elpaso

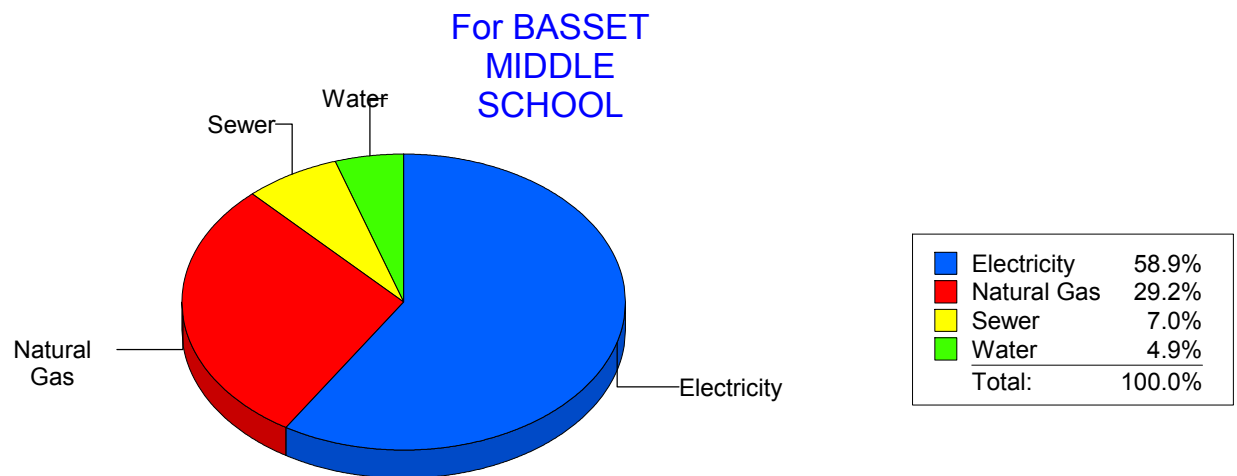
Energy CAP

Cost Avoidance Program

Cost Summary Graph

Grouped by Energy Type

Energy Type	Use	Units	Meter Cost	Special Charges	Total Cost	Avg Unit Cost	% of Total Cost
Site: BASSET MIDDLE SCHOOL - BASSET MIDDLE SCHOOL							
Electricity	45,024	KWH	\$6,446.04	\$0.00	\$6,446.04	0.1432	58.91%
Natural Gas	4,558	CCF	\$3,192.80	\$0.00	\$3,192.80	0.7005	29.18%
Water	170	CCF	\$535.98	\$0.00	\$535.98	3.1528	4.90%
Sewer	448	CCF	\$767.07	\$0.00	\$767.07	1.7122	7.01%
Total Cost:			\$10,941.89	\$0.00	\$10,941.89		



Filters: Cost Center Name Not Equal To DoNotReport; Billing Period Equal To 201401All Meter CodesAll Group Names

elpaso

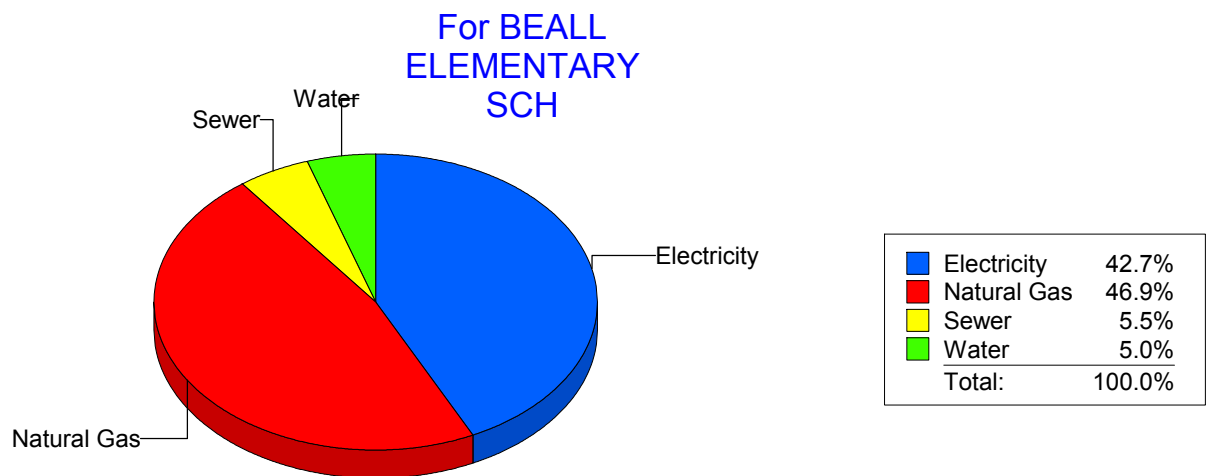
Energy CAP

Cost Avoidance Program

Cost Summary Graph

Grouped by Energy Type

Energy Type	Use	Units	Meter Cost	Special Charges	Total Cost	Avg Unit Cost	% of Total Cost
Site: BEALL ELEMENTARY SCH - BEALL ELEMENTARY SCH							
Electricity	19,420	KWH	\$2,365.57	\$0.00	\$2,365.57	0.1218	42.74%
Natural Gas	3,657	CCF	\$2,593.22	\$0.00	\$2,593.22	0.7091	46.85%
Water	89	CCF	\$274.23	\$0.00	\$274.23	3.0812	4.95%
Sewer	111	CCF	\$302.01	\$0.00	\$302.01	2.7208	5.46%
Total Cost:			\$5,535.03	\$0.00	\$5,535.03		



Filters: Cost Center Name Not Equal To DoNotReport; Billing Period Equal To 201401All Meter CodesAll Group Names

elpaso

Energy CAP

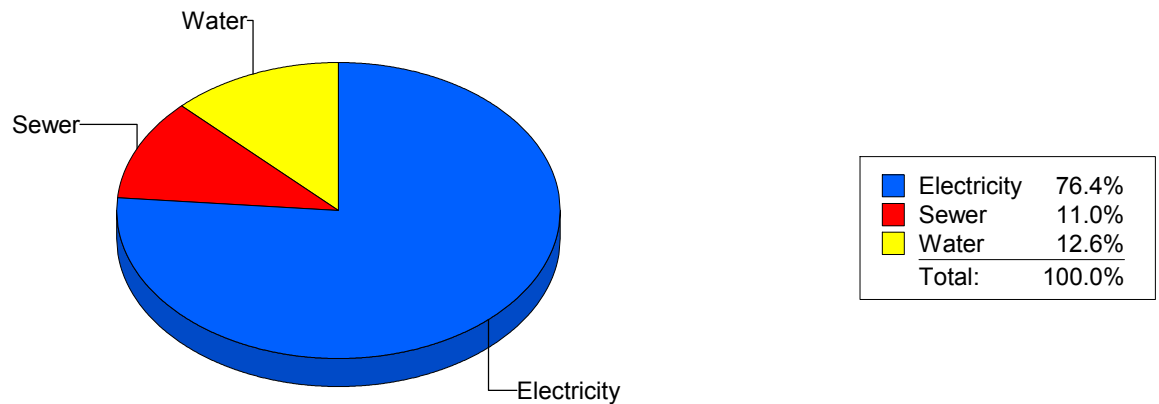
Cost Avoidance Program

Cost Summary Graph

Grouped by Energy Type

Energy Type	Use	Units	Meter Cost	Special Charges	Total Cost	Avg Unit Cost	% of Total Cost
Site: BLISS ELEMENTARY - BLISS ELEMENTARY							
Electricity	18,434	KWH	\$2,208.52	\$0.00	\$2,208.52	0.1198	76.37%
Water	147	CCF	\$364.71	\$0.00	\$364.71	2.4810	12.61%
Sewer	123	CCF	\$318.57	\$0.00	\$318.57	2.5900	11.02%
Total Cost:			\$2,891.80	\$0.00	\$2,891.80		

For BLISS
ELEMENTARY



Filters: Cost Center Name Not Equal To DoNotReport; Billing Period Equal To 201401All Meter CodesAll Group Names

elpaso

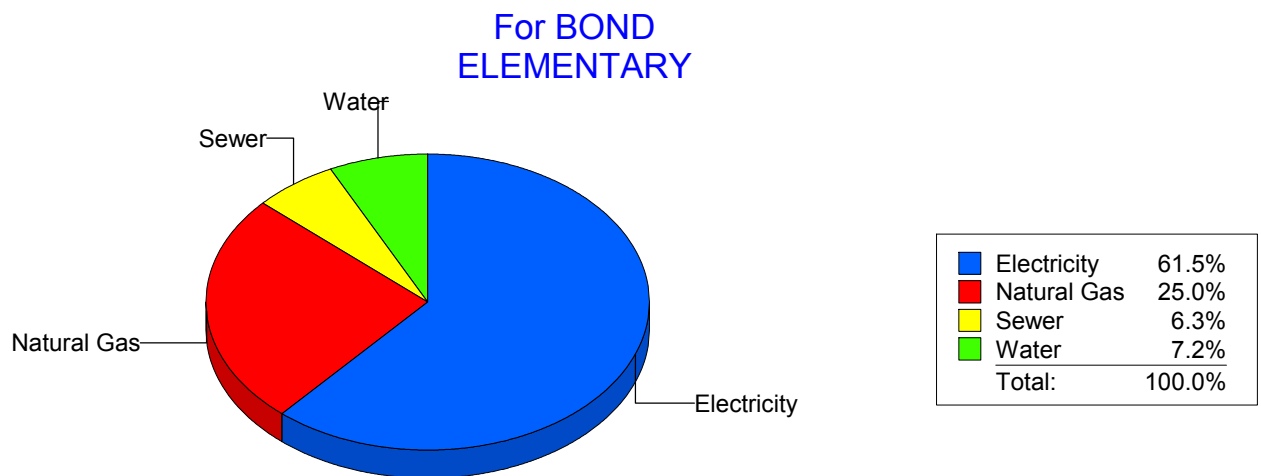
Energy CAP

Cost Avoidance Program

Cost Summary Graph

Grouped by Energy Type

Energy Type	Use	Units	Meter Cost	Special Charges	Total Cost	Avg Unit Cost	% of Total Cost
Site: BOND - BOND ELEMENTARY							
Electricity	22,921	KWH	\$3,290.88	\$0.00	\$3,290.88	0.1436	61.52%
Natural Gas	1,804	CCF	\$1,337.85	\$0.00	\$1,337.85	0.7416	25.01%
Water	102	CCF	\$385.84	\$0.00	\$385.84	3.7827	7.21%
Sewer	86	CCF	\$334.83	\$0.00	\$334.83	3.8934	6.26%
Total Cost:			\$5,349.40	\$0.00	\$5,349.40		



Filters: Cost Center Name Not Equal To DoNotReport; Billing Period Equal To 201401All Meter CodesAll Group Names

elpaso

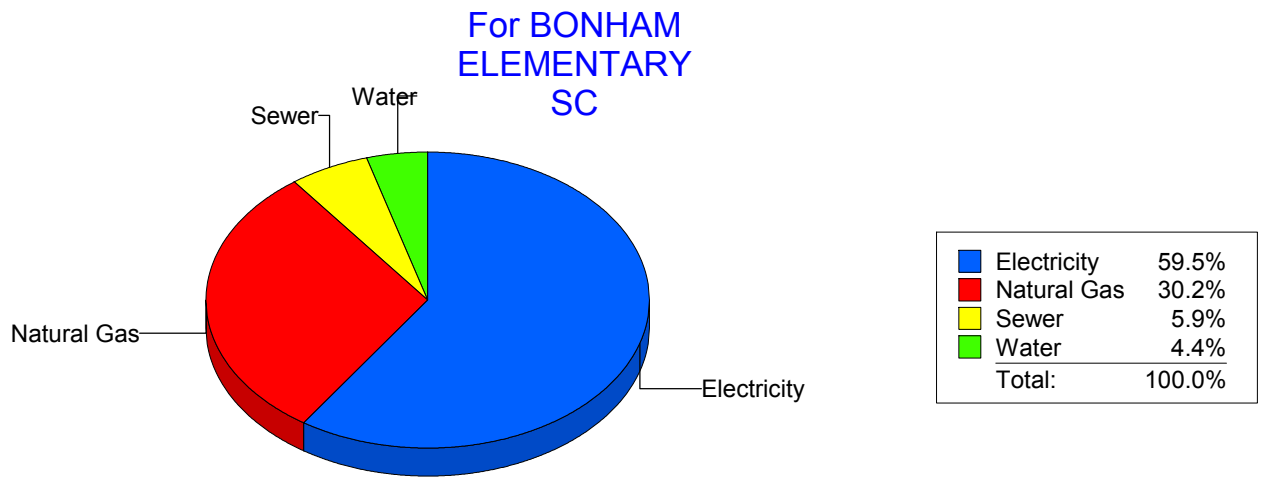
Energy CAP

Cost Avoidance Program

Cost Summary Graph

Grouped by Energy Type

Energy Type	Use	Units	Meter Cost	Special Charges	Total Cost	Avg Unit Cost	% of Total Cost
Site: BONHAM ELEMENTARY SC - BONHAM ELEMENTARY SC							
Electricity	24,831	KWH	\$3,436.38	\$0.00	\$3,436.38	0.1384	59.49%
Natural Gas	2,491	CCF	\$1,745.36	\$0.00	\$1,745.36	0.7007	30.22%
Water	81	CCF	\$251.42	\$0.00	\$251.42	3.1040	4.35%
Sewer	153	CCF	\$342.90	\$0.00	\$342.90	2.2412	5.94%
Total Cost:			\$5,776.06	\$0.00	\$5,776.06		



Filters: Cost Center Name Not Equal To DoNotReport; Billing Period Equal To 201401All Meter CodesAll Group Names

elpaso

Energy CAP

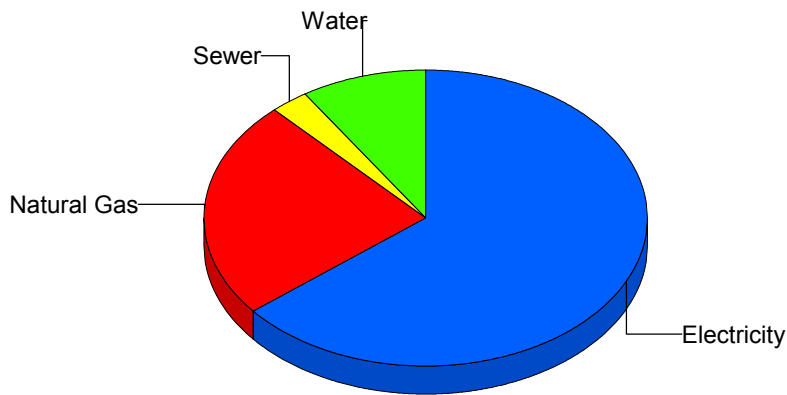
Cost Avoidance Program

Cost Summary Graph

Grouped by Energy Type

Energy Type	Use	Units	Meter Cost	Special Charges	Total Cost	Avg Unit Cost	% of Total Cost
Site: BOWIE HIGH SCHOOL - BOWIE HIGH SCHOOL							
Electricity	220,614	KWH	\$21,202.05	\$0.00	\$21,202.05	0.0961	64.03%
Natural Gas	11,707	CCF	\$7,965.38	\$0.00	\$7,965.38	0.6804	24.05%
Water	1,509	CCF	\$3,047.76	\$0.00	\$3,047.76	2.0197	9.20%
Sewer	328	CCF	\$898.02	\$0.00	\$898.02	2.7379	2.71%
Total Cost:			\$33,113.21	\$0.00	\$33,113.21		

For BOWIE
HIGH SCHOOL



Electricity	64.0%
Natural Gas	24.1%
Sewer	2.7%
Water	9.2%
Total:	100.0%

Filters: Cost Center Name Not Equal To DoNotReport; Billing Period Equal To 201401All Meter CodesAll Group Names

elpaso

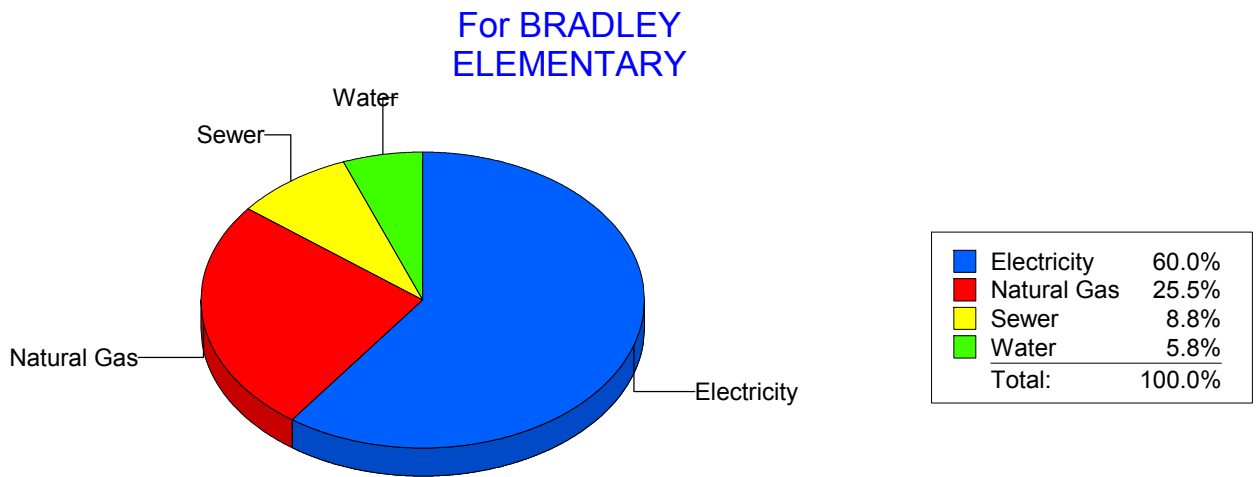
Energy CAP

Cost Avoidance Program

Cost Summary Graph

Grouped by Energy Type

Energy Type	Use	Units	Meter Cost	Special Charges	Total Cost	Avg Unit Cost	% of Total Cost
Site: BRADLEY ELEMENTARY - BRADLEY ELEMENTARY							
Electricity	27,600	KWH	\$2,887.69	\$0.00	\$2,887.69	0.1046	60.00%
Natural Gas	1,723	CCF	\$1,225.16	\$0.00	\$1,225.16	0.7111	25.45%
Water	44	CCF	\$277.89	\$0.00	\$277.89	6.3157	5.77%
Sewer	140	CCF	\$422.43	\$0.00	\$422.43	3.0174	8.78%
Total Cost:			\$4,813.17	\$0.00	\$4,813.17		



Filters: Cost Center Name Not Equal To DoNotReport; Billing Period Equal To 201401All Meter CodesAll Group Names

elpaso

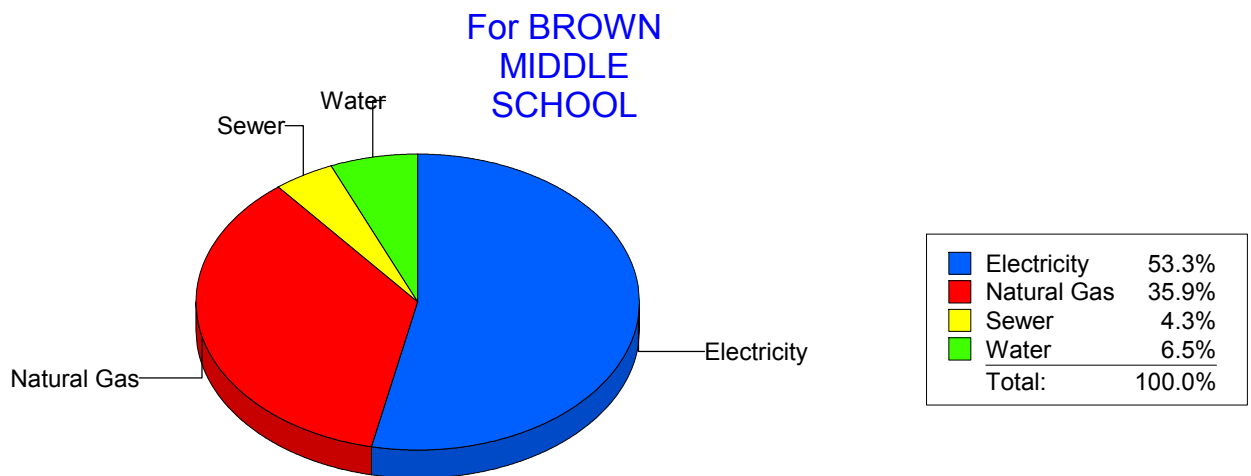
Energy CAP

Cost Avoidance Program

Cost Summary Graph

Grouped by Energy Type

Energy Type	Use	Units	Meter Cost	Special Charges	Total Cost	Avg Unit Cost	% of Total Cost
Site: BROWN MIDDLE SCHOOL - BROWN MIDDLE SCHOOL							
Electricity	72,200	KWH	\$7,801.12	\$0.00	\$7,801.12	0.1080	53.32%
Natural Gas	7,737	CCF	\$5,250.39	\$0.00	\$5,250.39	0.6786	35.89%
Water	451	CCF	\$952.13	\$0.00	\$952.13	2.1112	6.51%
Sewer	288	CCF	\$626.67	\$0.00	\$626.67	2.1759	4.28%
Total Cost:			\$14,630.31	\$0.00	\$14,630.31		



Filters: Cost Center Name Not Equal To DoNotReport; Billing Period Equal To 201401All Meter CodesAll Group Names

elpaso

Energy CAP

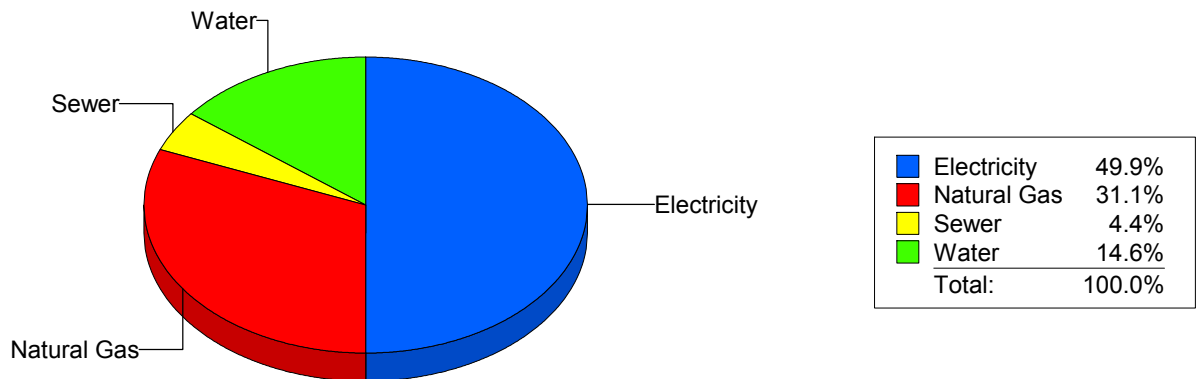
Cost Avoidance Program

Cost Summary Graph

Grouped by Energy Type

Energy Type	Use	Units	Meter Cost	Special Charges	Total Cost	Avg Unit Cost	% of Total Cost
Site: BURGESS HIGH SCHOOL - BURGESS HIGH SCHOOL							
Electricity	94,458	KWH	\$10,081.67	\$0.00	\$10,081.67	0.1067	49.89%
Natural Gas	9,107	CCF	\$6,286.93	\$0.00	\$6,286.93	0.6903	31.11%
Water	873	CCF	\$2,946.42	\$0.00	\$2,946.42	3.3751	14.58%
Sewer	373	CCF	\$892.80	\$0.00	\$892.80	2.3936	4.42%
Total Cost:			\$20,207.82	\$0.00	\$20,207.82		

For BURGESS HIGH SCHOOL



Filters: Cost Center Name Not Equal To DoNotReport; Billing Period Equal To 201401All Meter CodesAll Group Names

elpaso

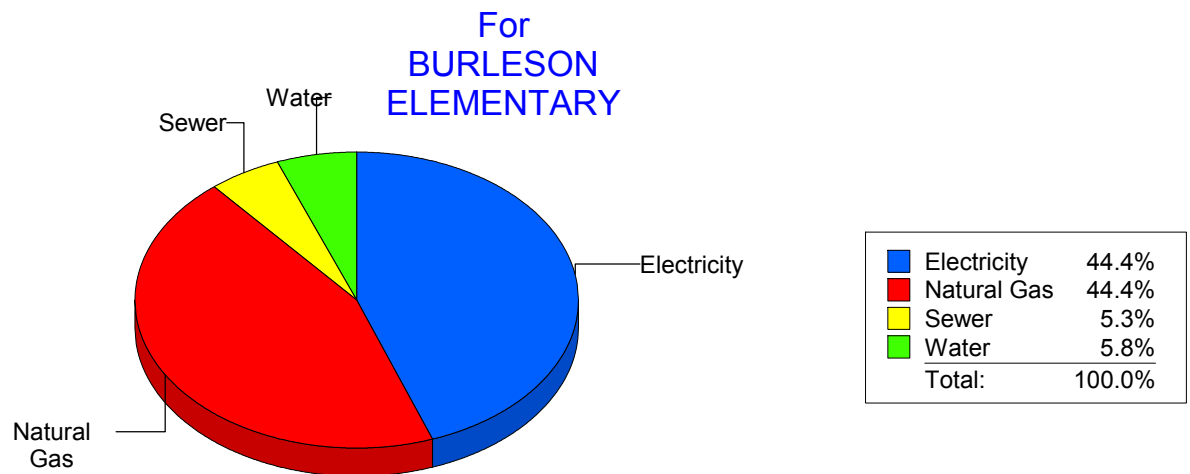
Energy CAP

Cost Avoidance Program

Cost Summary Graph

Grouped by Energy Type

Energy Type	Use	Units	Meter Cost	Special Charges	Total Cost	Avg Unit Cost	% of Total Cost
Site: BURLESON ELEMENTARY - BURLESON ELEMENTARY							
Electricity	18,127	KWH	\$2,177.87	\$0.00	\$2,177.87	0.1201	44.41%
Natural Gas	2,963	CCF	\$2,179.14	\$0.00	\$2,179.14	0.7355	44.43%
Water	119	CCF	\$285.90	\$0.00	\$285.90	2.4025	5.83%
Sewer	92	CCF	\$261.60	\$0.00	\$261.60	2.8435	5.33%
Total Cost:			\$4,904.51	\$0.00	\$4,904.51		



Filters: Cost Center Name Not Equal To DoNotReport; Billing Period Equal To 201401All Meter CodesAll Group Names

el Paso

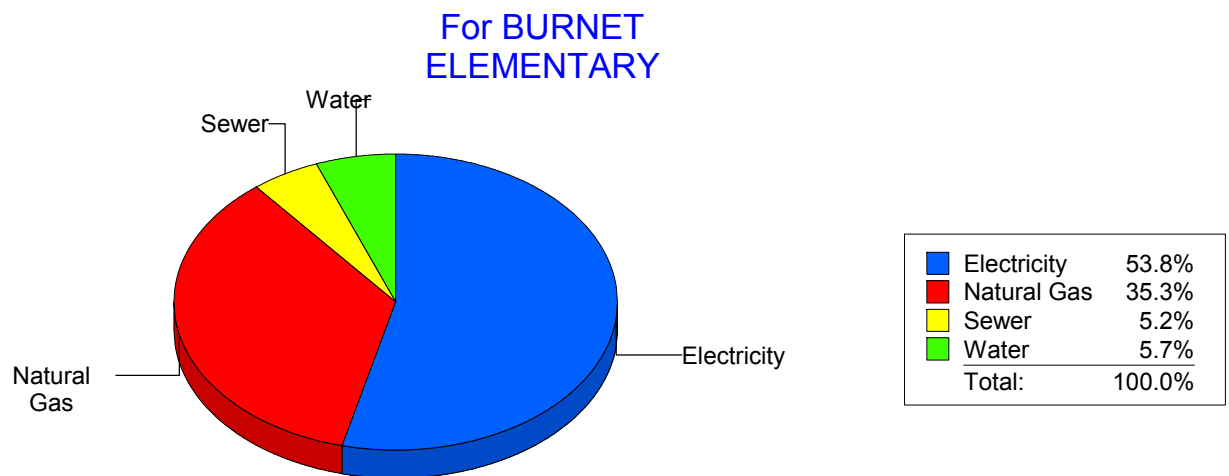
Energy CAP

Cost Avoidance Program

Cost Summary Graph

Grouped by Energy Type

Energy Type	Use	Units	Meter Cost	Special Charges	Total Cost	Avg Unit Cost	% of Total Cost
Site: BURNET ELEMENTARY - BURNET ELEMENTARY							
Electricity	21,577	KWH	\$2,775.55	\$0.00	\$2,775.55	0.1286	53.84%
Natural Gas	2,329	CCF	\$1,817.40	\$0.00	\$1,817.40	0.7803	35.26%
Water	103	CCF	\$296.14	\$0.00	\$296.14	2.8751	5.74%
Sewer	95	CCF	\$265.74	\$0.00	\$265.74	2.7973	5.16%
Total Cost:			\$5,154.83	\$0.00	\$5,154.83		



Filters: Cost Center Name Not Equal To DoNotReport; Billing Period Equal To 201401All Meter CodesAll Group Names

elpaso

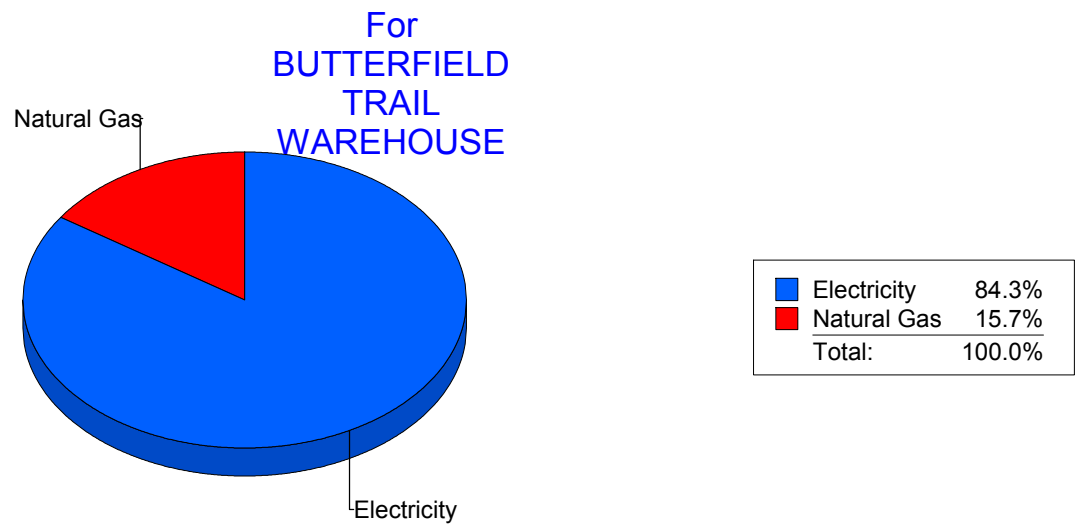
Energy CAP

Cost Avoidance Program

Cost Summary Graph

Grouped by Energy Type

Energy Type	Use	Units	Meter Cost	Special Charges	Total Cost	Avg Unit Cost	% of Total Cost
Site: BUTTERFIELDTRAILWAREHOUSE - BUTTERFIELD TRAIL WAREHOUSE							
Electricity	2,900	KWH	\$330.23	\$0.00	\$330.23	0.1139	84.35%
Natural Gas	3	CCF	\$61.27	\$0.00	\$61.27	20.4233	15.65%
Total Cost:			\$391.50	\$0.00	\$391.50		



Filters: Cost Center Name Not Equal To DoNotReport; Billing Period Equal To 201401All Meter CodesAll Group Names

el Paso

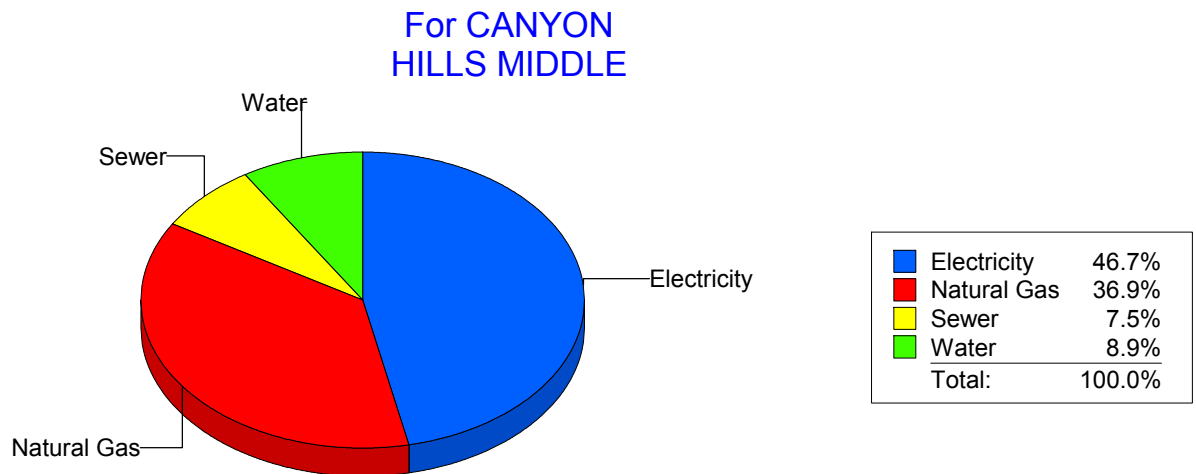
Energy CAP

Cost Avoidance Program

Cost Summary Graph

Grouped by Energy Type

Energy Type	Use	Units	Meter Cost	Special Charges	Total Cost	Avg Unit Cost	% of Total Cost
Site: CANYON HILLS MIDDLE - CANYON HILLS MIDDLE							
Electricity	44,810	KWH	\$4,784.94	\$0.00	\$4,784.94	0.1068	46.67%
Natural Gas	5,434	CCF	\$3,785.10	\$0.00	\$3,785.10	0.6966	36.92%
Water	291	CCF	\$913.85	\$0.00	\$913.85	3.1404	8.91%
Sewer	225	CCF	\$768.96	\$0.00	\$768.96	3.4176	7.50%
Total Cost:			\$10,252.85	\$0.00	\$10,252.85		



Filters: Cost Center Name Not Equal To DoNotReport; Billing Period Equal To 201401All Meter CodesAll Group Names

elpaso

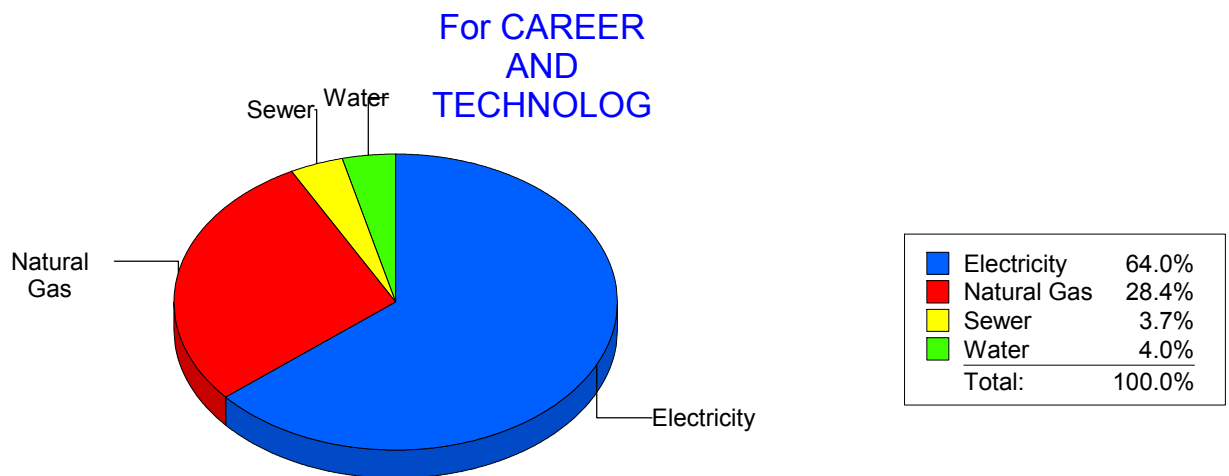
Energy CAP

Cost Avoidance Program

Cost Summary Graph

Grouped by Energy Type

Energy Type	Use	Units	Meter Cost	Special Charges	Total Cost	Avg Unit Cost	% of Total Cost
Site: CAREER AND TECHNOLOG - CAREER AND TECHNOLOG							
Electricity	57,621	KWH	\$7,140.84	\$0.00	\$7,140.84	0.1239	64.00%
Natural Gas	4,609	CCF	\$3,163.58	\$0.00	\$3,163.58	0.6864	28.35%
Water	129	CCF	\$444.15	\$0.00	\$444.15	3.4430	3.98%
Sewer	150	CCF	\$409.34	\$0.00	\$409.34	2.7289	3.67%
Total Cost:			\$11,157.91	\$0.00	\$11,157.91		



Filters: Cost Center Name Not Equal To DoNotReport; Billing Period Equal To 201401All Meter CodesAll Group Names

elpaso

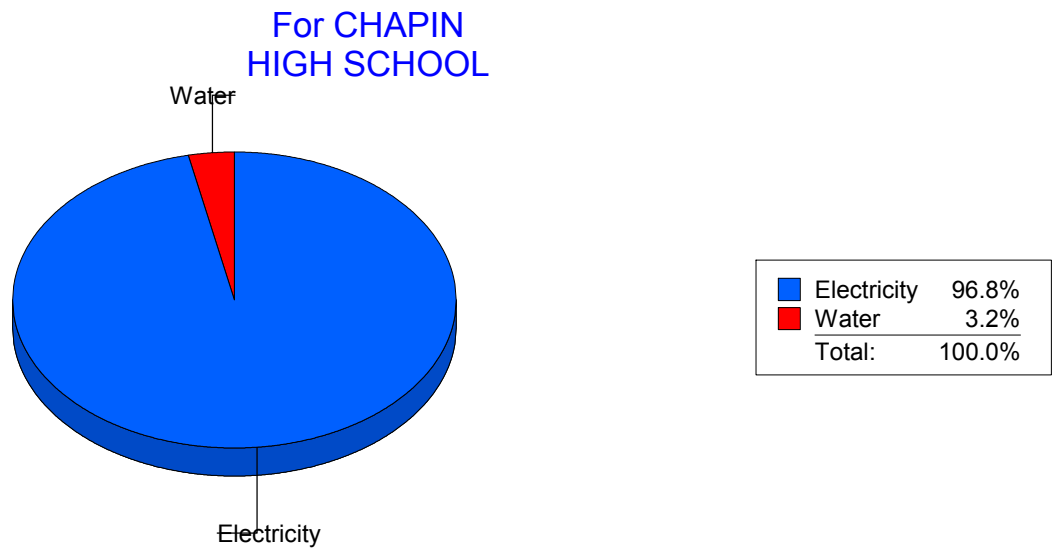
Energy CAP

Cost Avoidance Program

Cost Summary Graph

Grouped by Energy Type

Energy Type	Use	Units	Meter Cost	Special Charges	Total Cost	Avg Unit Cost	% of Total Cost
Site: CHAPIN HIGH SCHOOL - CHAPIN HIGH SCHOOL							
Electricity	181,312	KWH	\$18,875.91	\$0.00	\$18,875.91	0.1041	96.79%
Water	451	CCF	\$625.58	\$0.00	\$625.58	1.3871	3.21%
Total Cost:			\$19,501.49	\$0.00	\$19,501.49		



Filters: Cost Center Name Not Equal To DoNotReport; Billing Period Equal To 201401All Meter CodesAll Group Names

el paso

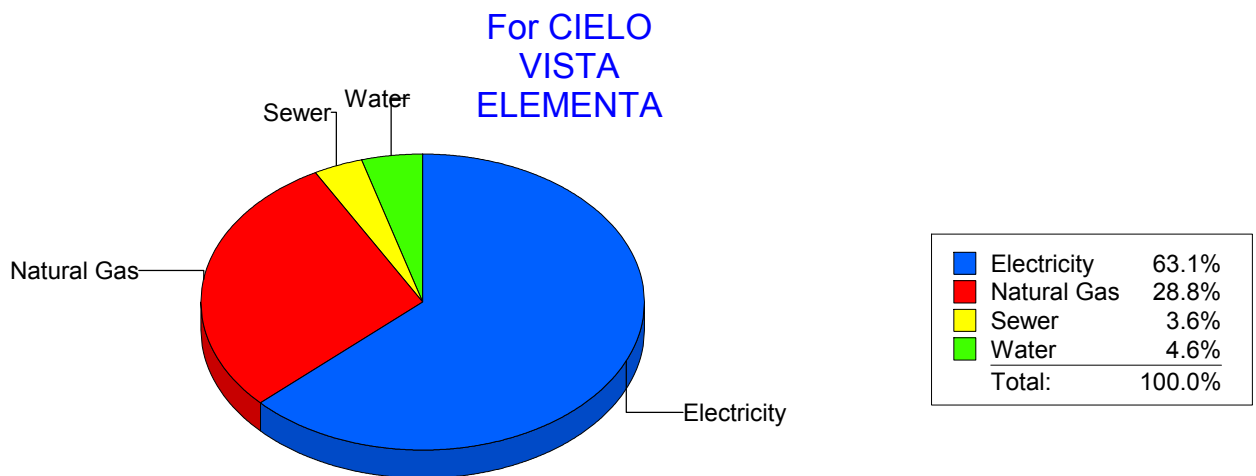
Energy CAP

Cost Avoidance Program

Cost Summary Graph

Grouped by Energy Type

Energy Type	Use	Units	Meter Cost	Special Charges	Total Cost	Avg Unit Cost	% of Total Cost
Site: CIELO VISTA ELEMENTA - CIELO VISTA ELEMENTA							
Electricity	39,120	KWH	\$4,255.50	\$0.00	\$4,255.50	0.1088	63.06%
Natural Gas	2,698	CCF	\$1,941.90	\$0.00	\$1,941.90	0.7198	28.78%
Water	60	CCF	\$309.32	\$0.00	\$309.32	5.1553	4.58%
Sewer	67	CCF	\$241.29	\$0.00	\$241.29	3.6013	3.58%
Total Cost:			\$6,748.01	\$0.00	\$6,748.01		



Filters: Cost Center Name Not Equal To DoNotReport; Billing Period Equal To 201401 All Meter Codes All Group Names

el Paso

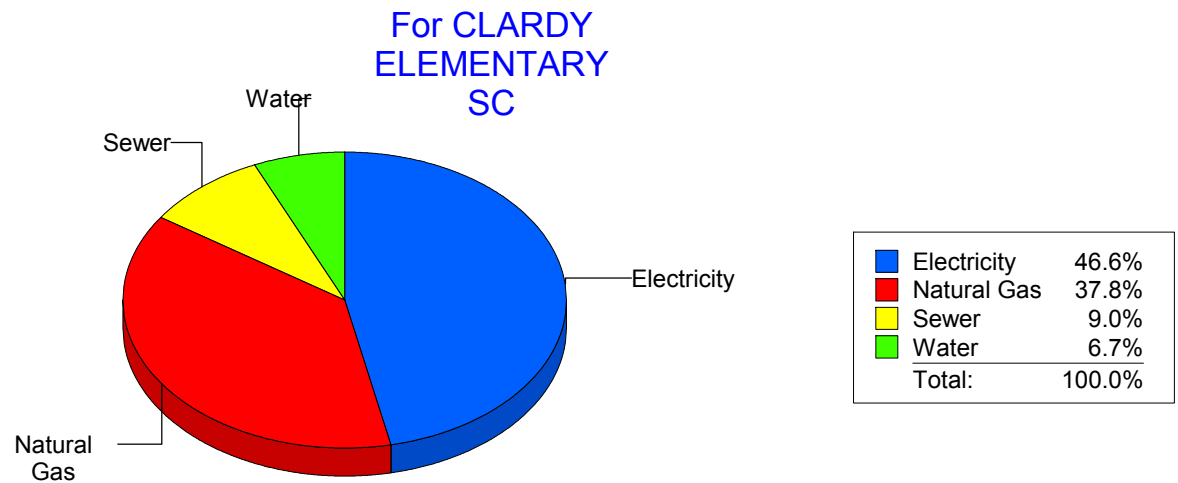
Energy CAP

Cost Avoidance Program

Cost Summary Graph

Grouped by Energy Type

Energy Type	Use	Units	Meter Cost	Special Charges	Total Cost	Avg Unit Cost	% of Total Cost
Site: CLARDY ELEMENTARY SC - CLARDY ELEMENTARY SC							
Electricity	23,378	KWH	\$3,240.86	\$0.00	\$3,240.86	0.1386	46.57%
Natural Gas	3,721	CCF	\$2,630.04	\$0.00	\$2,630.04	0.7068	37.79%
Water	167	CCF	\$463.64	\$0.00	\$463.64	2.7763	6.66%
Sewer	296	CCF	\$624.63	\$0.00	\$624.63	2.1102	8.98%
Total Cost:			\$6,959.17	\$0.00	\$6,959.17		



Filters: Cost Center Name Not Equal To DoNotReport; Billing Period Equal To 201401All Meter CodesAll Group Names

elpaso

Energy CAP

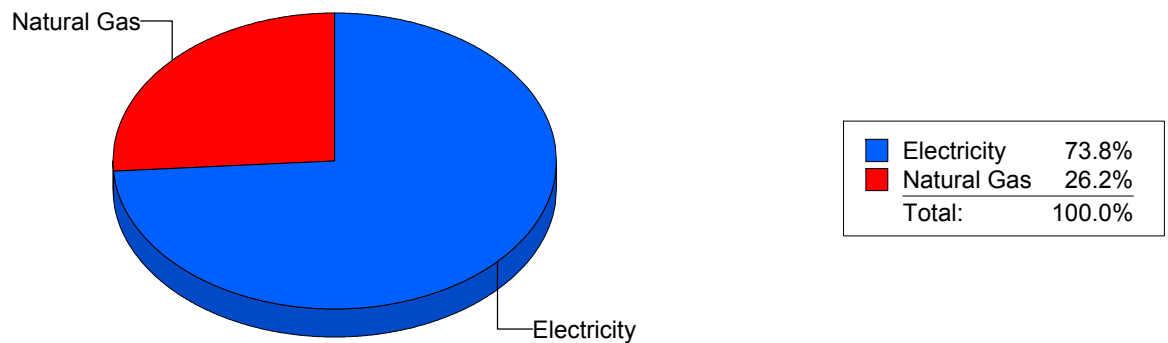
Cost Avoidance Program

Cost Summary Graph

Grouped by Energy Type

Energy Type	Use	Units	Meter Cost	Special Charges	Total Cost	Avg Unit Cost	% of Total Cost
Site: CLENDININ - CLENDININ							
Electricity	30,900	KWH	\$4,643.09	\$0.00	\$4,643.09	0.1503	73.80%
Natural Gas	2,348	CCF	\$1,648.49	\$0.00	\$1,648.49	0.7021	26.20%
Total Cost:			\$6,291.58	\$0.00	\$6,291.58		

For CLENDININ



Filters: Cost Center Name Not Equal To DoNotReport; Billing Period Equal To 201401All Meter CodesAll Group Names

elpaso

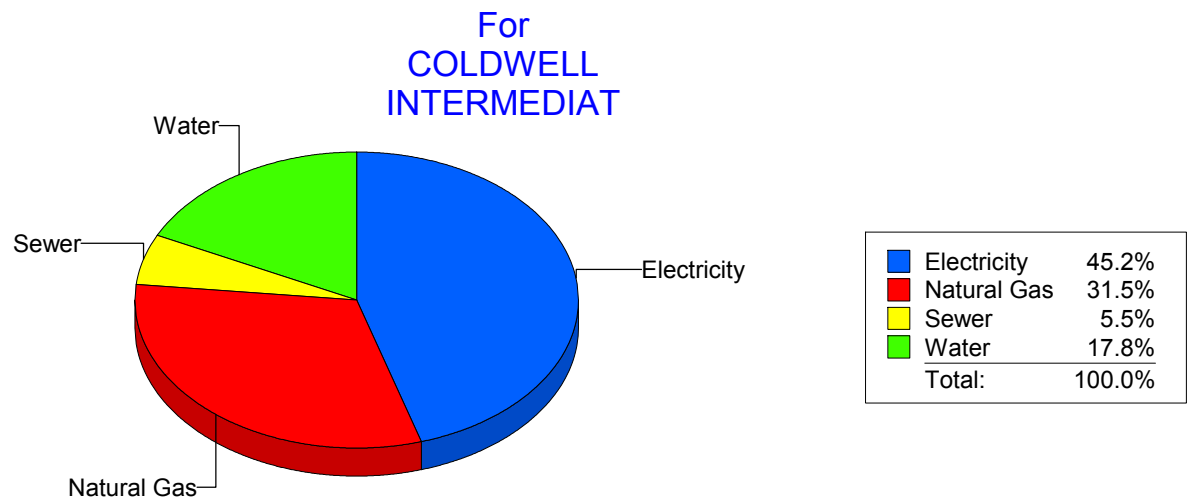
Energy CAP

Cost Avoidance Program

Cost Summary Graph

Grouped by Energy Type

Energy Type	Use	Units	Meter Cost	Special Charges	Total Cost	Avg Unit Cost	% of Total Cost
Site: COLDWELL INTERMEDIAT - COLDWELL INTERMEDIAT							
Electricity	24,082	KWH	\$2,724.86	\$0.00	\$2,724.86	0.1131	45.23%
Natural Gas	2,551	CCF	\$1,896.12	\$0.00	\$1,896.12	0.7433	31.47%
Water	210	CCF	\$1,073.69	\$0.00	\$1,073.69	5.1128	17.82%
Sewer	103	CCF	\$330.29	\$0.00	\$330.29	3.2067	5.48%
Total Cost:			\$6,024.96	\$0.00	\$6,024.96		



Filters: Cost Center Name Not Equal To DoNotReport; Billing Period Equal To 201401All Meter CodesAll Group Names

elpaso

Energy CAP

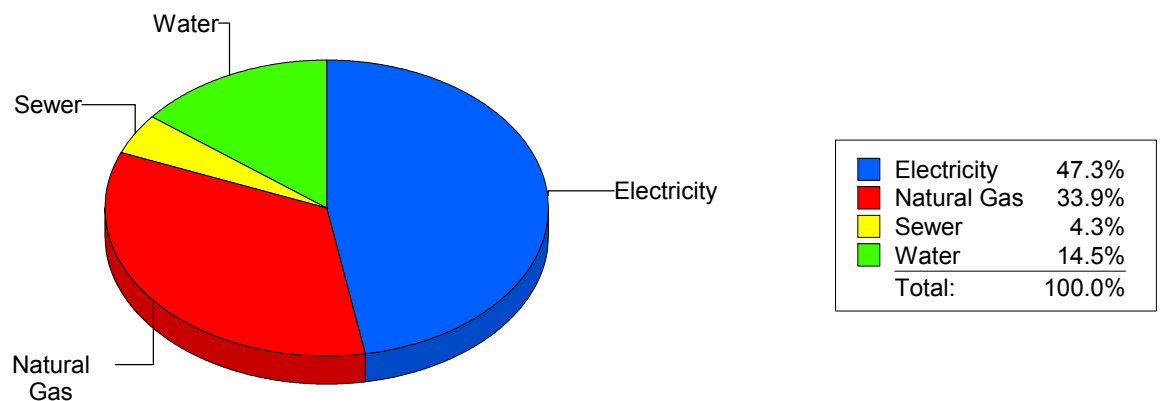
Cost Avoidance Program

Cost Summary Graph

Grouped by Energy Type

Energy Type	Use	Units	Meter Cost	Special Charges	Total Cost	Avg Unit Cost	% of Total Cost
Site: COLLINS ELEMENTARY - COLLINS ELEMENTARY							
Electricity	44,009	KWH	\$4,998.62	\$0.00	\$4,998.62	0.1136	47.33%
Natural Gas	5,135	CCF	\$3,580.62	\$0.00	\$3,580.62	0.6973	33.90%
Water	354	CCF	\$1,528.82	\$0.00	\$1,528.82	4.3187	14.47%
Sewer	221	CCF	\$453.81	\$0.00	\$453.81	2.0534	4.30%
Total Cost:			\$10,561.87	\$0.00	\$10,561.87		

For COLLINS
ELEMENTARY



Filters: Cost Center Name Not Equal To DoNotReport; Billing Period Equal To 201401All Meter CodesAll Group Names

elpaso

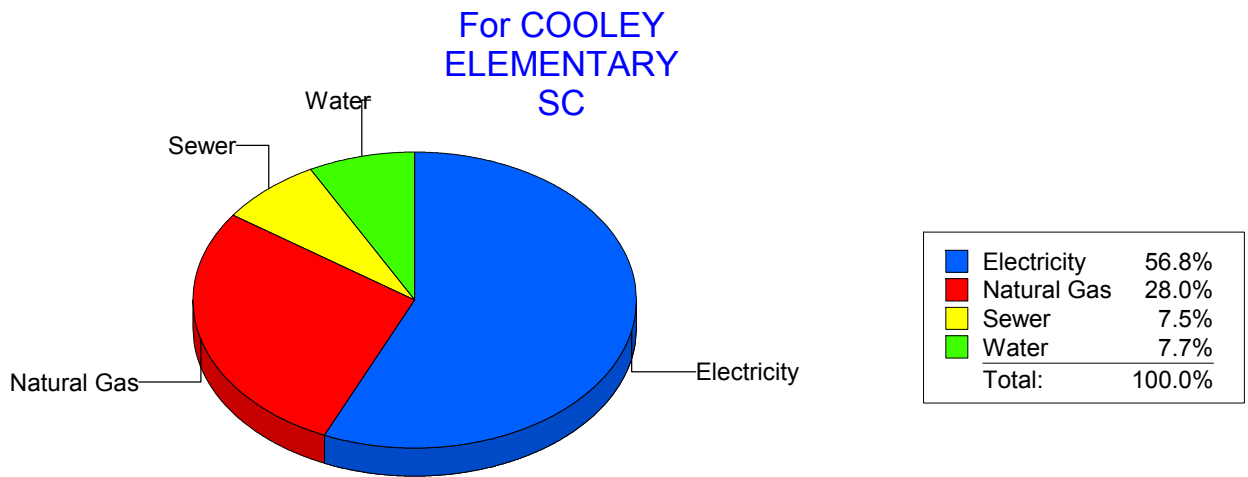
Energy CAP

Cost Avoidance Program

Cost Summary Graph

Grouped by Energy Type

Energy Type	Use	Units	Meter Cost	Special Charges	Total Cost	Avg Unit Cost	% of Total Cost
Site: COOLEY ELEMENTARY SC - COOLEY ELEMENTARY SC							
Electricity	51,800	KWH	\$5,704.65	\$0.00	\$5,704.65	0.1101	56.80%
Natural Gas	3,983	CCF	\$2,809.60	\$0.00	\$2,809.60	0.7054	27.97%
Water	142	CCF	\$772.28	\$0.00	\$772.28	5.4386	7.69%
Sewer	219	CCF	\$757.58	\$0.00	\$757.58	3.4593	7.54%
Total Cost:			\$10,044.11	\$0.00	\$10,044.11		



Filters: Cost Center Name Not Equal To DoNotReport; Billing Period Equal To 201401All Meter CodesAll Group Names

elpaso

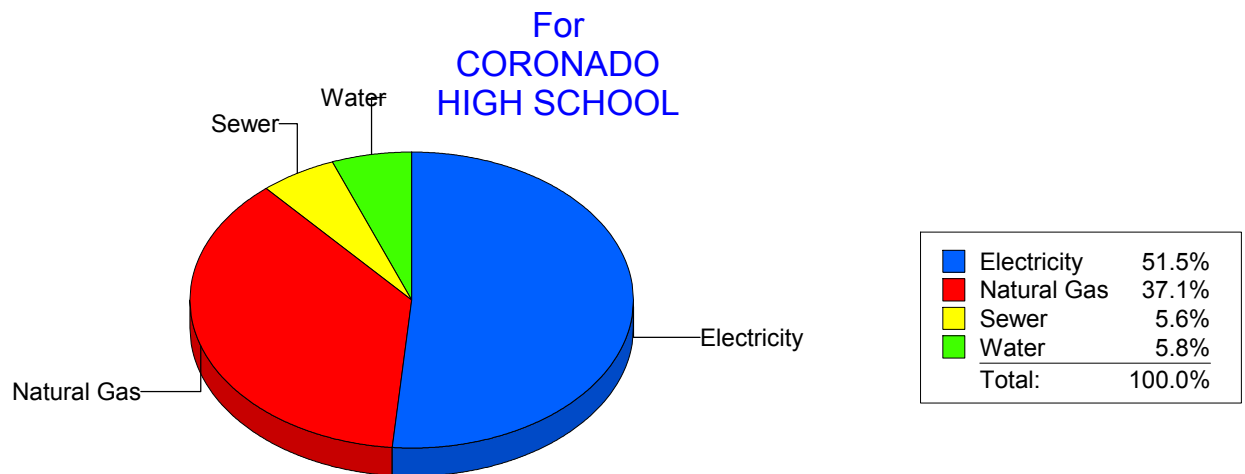
Energy CAP

Cost Avoidance Program

Cost Summary Graph

Grouped by Energy Type

Energy Type	Use	Units	Meter Cost	Special Charges	Total Cost	Avg Unit Cost	% of Total Cost
Site: CORONADO HIGH SCHOOL - CORONADO HIGH SCHOOL							
Electricity	162,896	KWH	\$17,379.07	\$0.00	\$17,379.07	0.1067	51.45%
Natural Gas	18,477	CCF	\$12,532.84	\$0.00	\$12,532.84	0.6783	37.10%
Water	1,096	CCF	\$1,973.27	\$0.00	\$1,973.27	1.8004	5.84%
Sewer	1,141	CCF	\$1,892.99	\$0.00	\$1,892.99	1.6591	5.60%
Total Cost:			\$33,778.17	\$0.00	\$33,778.17		



Filters: Cost Center Name Not Equal To DoNotReport; Billing Period Equal To 201401All Meter CodesAll Group Names

el Paso

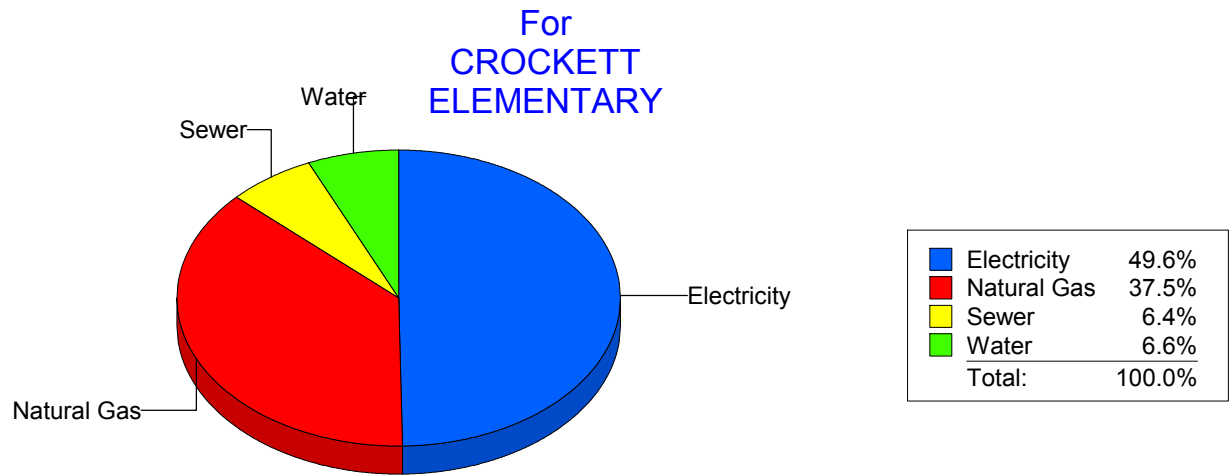
Energy CAP

Cost Avoidance Program

Cost Summary Graph

Grouped by Energy Type

Energy Type	Use	Units	Meter Cost	Special Charges	Total Cost	Avg Unit Cost	% of Total Cost
Site: CROCKETT - CROCKETT ELEMENTARY							
Electricity	20,200	KWH	\$2,448.42	\$0.00	\$2,448.42	0.1212	49.58%
Natural Gas	2,645	CCF	\$1,849.67	\$0.00	\$1,849.67	0.6993	37.46%
Water	92	CCF	\$324.74	\$0.00	\$324.74	3.5298	6.58%
Sewer	131	CCF	\$315.42	\$0.00	\$315.42	2.4078	6.39%
Total Cost:			\$4,938.25	\$0.00	\$4,938.25		



Filters: Cost Center Name Not Equal To DoNotReport; Billing Period Equal To 201401All Meter CodesAll Group Names

elpaso

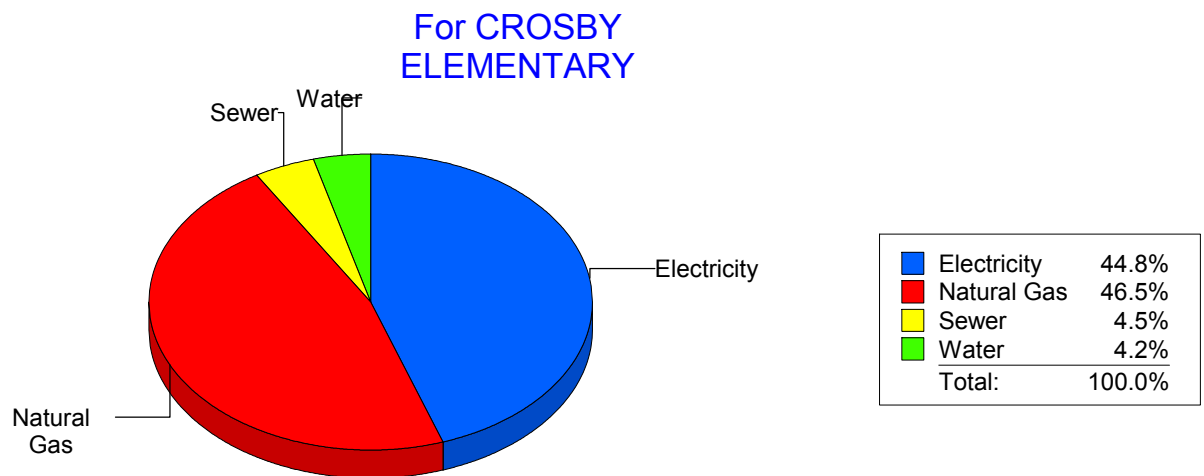
Energy CAP

Cost Avoidance Program

Cost Summary Graph

Grouped by Energy Type

Energy Type	Use	Units	Meter Cost	Special Charges	Total Cost	Avg Unit Cost	% of Total Cost
Site: CROSBY ELEMENTARY - CROSBY ELEMENTARY							
Electricity	25,358	KWH	\$2,795.80	\$0.00	\$2,795.80	0.1103	44.79%
Natural Gas	4,132	CCF	\$2,903.15	\$0.00	\$2,903.15	0.7026	46.51%
Water	80	CCF	\$260.26	\$0.00	\$260.26	3.2533	4.17%
Sewer	107	CCF	\$282.30	\$0.00	\$282.30	2.6383	4.52%
Total Cost:			\$6,241.51	\$0.00	\$6,241.51		



Filters: Cost Center Name Not Equal To DoNotReport; Billing Period Equal To 201401All Meter CodesAll Group Names

elpaso

Energy CAP

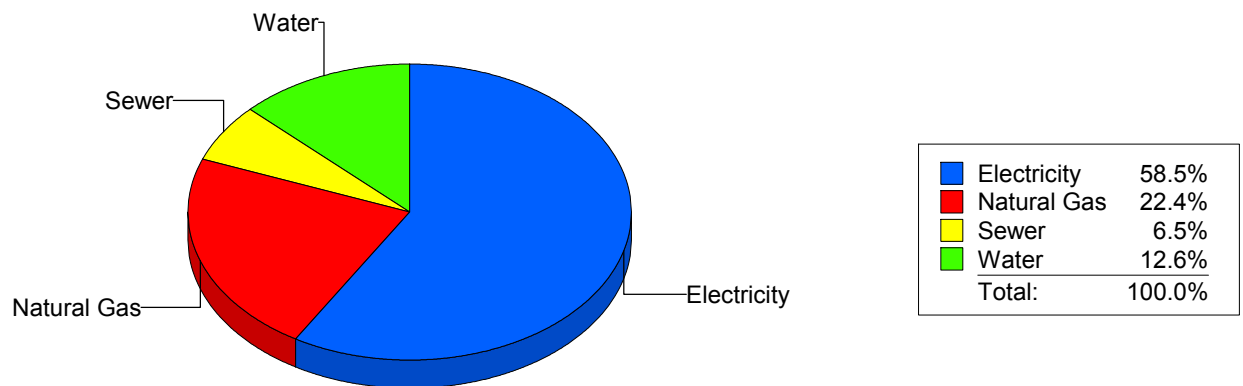
Cost Avoidance Program

Cost Summary Graph

Grouped by Energy Type

Energy Type	Use	Units	Meter Cost	Special Charges	Total Cost	Avg Unit Cost	% of Total Cost
Site: DELTA ACADEMY - DELTA ACADEMY							
Electricity	7,149	KWH	\$511.17	\$0.00	\$511.17	0.0715	58.48%
Natural Gas	277	CCF	\$196.06	\$0.00	\$196.06	0.7078	22.43%
Water	36	CCF	\$110.51	\$0.00	\$110.51	3.0697	12.64%
Sewer	18	CCF	\$56.39	\$0.00	\$56.39	3.1328	6.45%
Total Cost:			\$874.13	\$0.00	\$874.13		

For DELTA
ACADEMY



Filters: Cost Center Name Not Equal To DoNotReport; Billing Period Equal To 201401All Meter CodesAll Group Names

elpaso

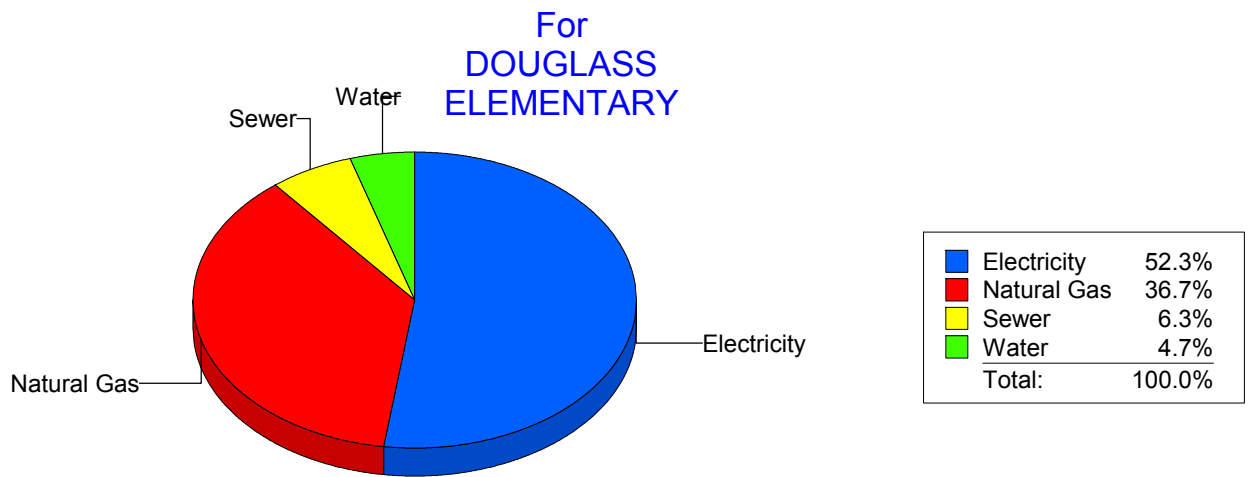
Energy CAP

Cost Avoidance Program

Cost Summary Graph

Grouped by Energy Type

Energy Type	Use	Units	Meter Cost	Special Charges	Total Cost	Avg Unit Cost	% of Total Cost
Site: DOUGLASS ELEMENTARY - DOUGLASS ELEMENTARY							
Electricity	29,081	KWH	\$3,182.64	\$0.00	\$3,182.64	0.1094	52.33%
Natural Gas	3,131	CCF	\$2,232.50	\$0.00	\$2,232.50	0.7130	36.71%
Water	79	CCF	\$284.55	\$0.00	\$284.55	3.6019	4.68%
Sewer	142	CCF	\$381.63	\$0.00	\$381.63	2.6875	6.28%
Total Cost:			\$6,081.32	\$0.00	\$6,081.32		



Filters: Cost Center Name Not Equal To DoNotReport; Billing Period Equal To 201401All Meter CodesAll Group Names

elpaso

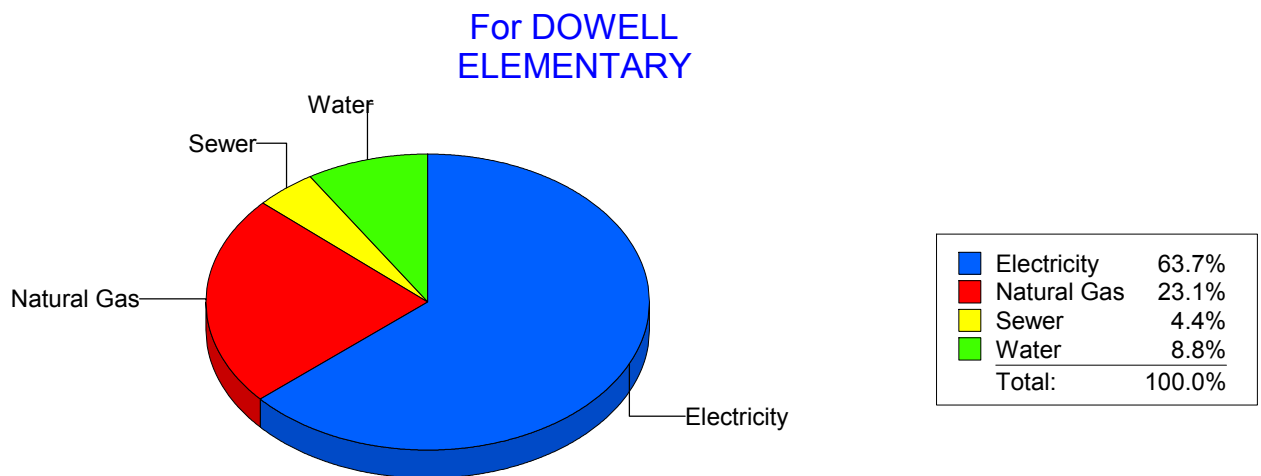
Energy CAP

Cost Avoidance Program

Cost Summary Graph

Grouped by Energy Type

Energy Type	Use	Units	Meter Cost	Special Charges	Total Cost	Avg Unit Cost	% of Total Cost
Site: DOWELL ELEMENTARY - DOWELL ELEMENTARY							
Electricity	16,647	KWH	\$2,038.26	\$0.00	\$2,038.26	0.1224	63.72%
Natural Gas	1,004	CCF	\$738.08	\$0.00	\$738.08	0.7351	23.08%
Water	94	CCF	\$280.38	\$0.00	\$280.38	2.9828	8.77%
Sewer	64	CCF	\$141.83	\$0.00	\$141.83	2.2161	4.43%
Total Cost:			\$3,198.55	\$0.00	\$3,198.55		



Filters: Cost Center Name Not Equal To DoNotReport; Billing Period Equal To 201401All Meter CodesAll Group Names

elpaso

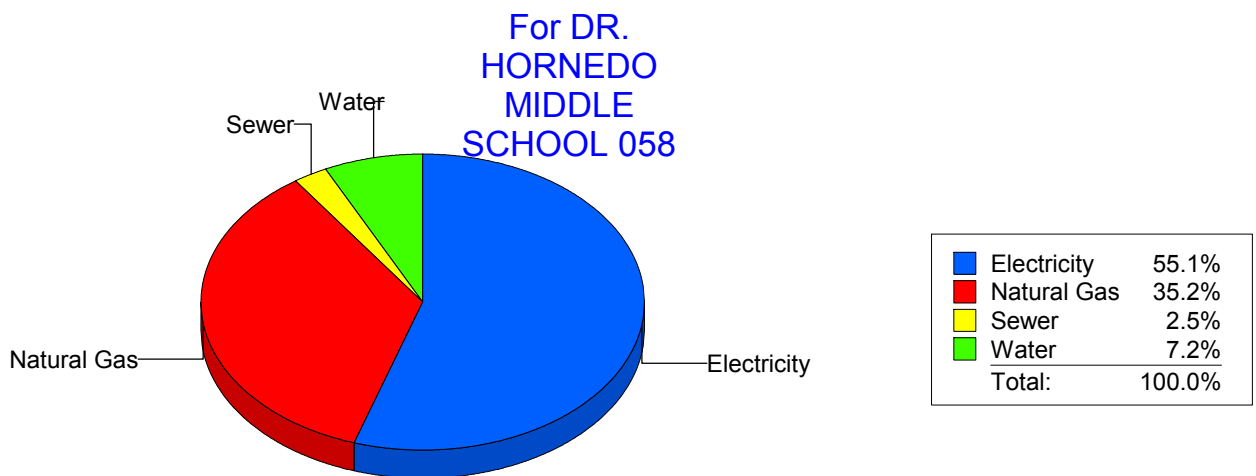
Energy CAP

Cost Avoidance Program

Cost Summary Graph

Grouped by Energy Type

Energy Type	Use	Units	Meter Cost	Special Charges	Total Cost	Avg Unit Cost	% of Total Cost
Site: DRHORNEDOMIDDLESCHOOL - DR. HORNEDO MIDDLE SCHOOL 058							
Electricity	90,400	KWH	\$8,005.05	\$0.00	\$8,005.05	0.0886	55.14%
Natural Gas	7,528	CCF	\$5,110.97	\$0.00	\$5,110.97	0.6789	35.20%
Water	243	CCF	\$1,038.82	\$0.00	\$1,038.82	4.2750	7.16%
Sewer	97	CCF	\$363.09	\$0.00	\$363.09	3.7432	2.50%
Total Cost:			\$14,517.93	\$0.00	\$14,517.93		



Filters: Cost Center Name Not Equal To DoNotReport; Billing Period Equal To 201401All Meter CodesAll Group Names

elpaso

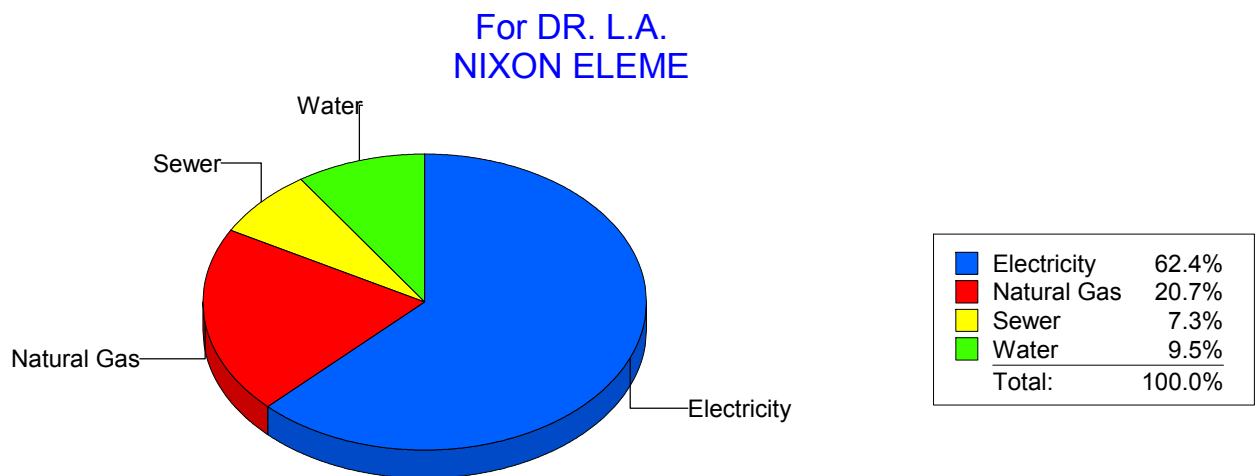
Energy CAP

Cost Avoidance Program

Cost Summary Graph

Grouped by Energy Type

Energy Type	Use	Units	Meter Cost	Special Charges	Total Cost	Avg Unit Cost	% of Total Cost
Site: DR. L.A. NIXON ELEME - DR. L.A. NIXON ELEME							
Electricity	45,300	KWH	\$4,634.43	\$0.00	\$4,634.43	0.1023	62.41%
Natural Gas	2,106	CCF	\$1,540.56	\$0.00	\$1,540.56	0.7315	20.75%
Water	295	CCF	\$709.08	\$0.00	\$709.08	2.4037	9.55%
Sewer	197	CCF	\$541.52	\$0.00	\$541.52	2.7488	7.29%
Total Cost:			\$7,425.59	\$0.00	\$7,425.59		



Filters: Cost Center Name Not Equal To DoNotReport; Billing Period Equal To 201401All Meter CodesAll Group Names

elpaso

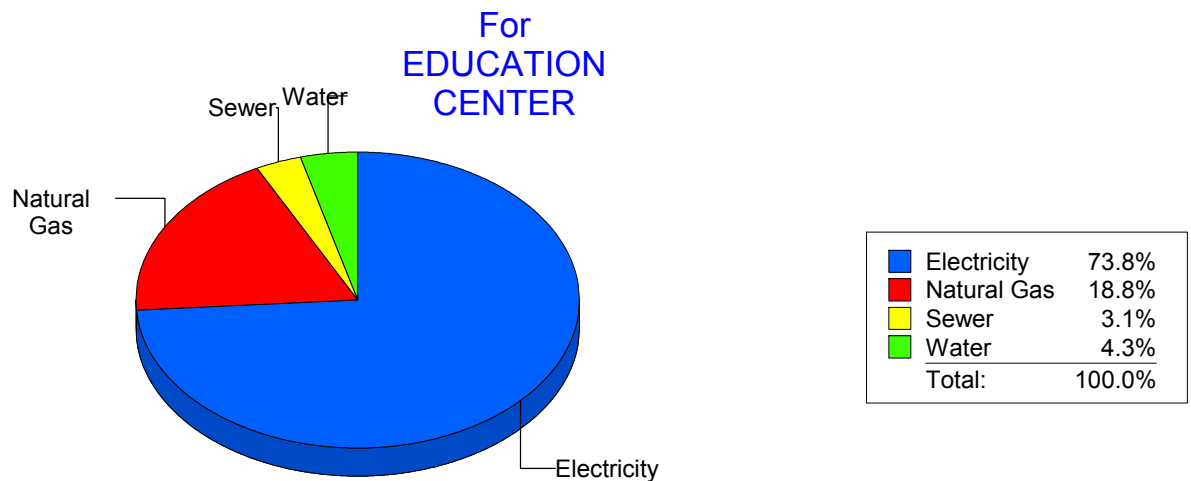
Energy CAP

Cost Avoidance Program

Cost Summary Graph

Grouped by Energy Type

Energy Type	Use	Units	Meter Cost	Special Charges	Total Cost	Avg Unit Cost	% of Total Cost
Site: EDUCATION CENTER - EDUCATION CENTER							
Electricity	219,634	KWH	\$19,295.98	\$0.00	\$19,295.98	0.0879	73.83%
Natural Gas	7,228	CCF	\$4,910.83	\$0.00	\$4,910.83	0.6794	18.79%
Water	458	CCF	\$1,123.74	\$0.00	\$1,123.74	2.4536	4.30%
Sewer	338	CCF	\$803.42	\$0.00	\$803.42	2.3770	3.07%
Total Cost:			\$26,133.97	\$0.00	\$26,133.97		



Filters: Cost Center Name Not Equal To DoNotReport; Billing Period Equal To 201401All Meter CodesAll Group Names

elpaso

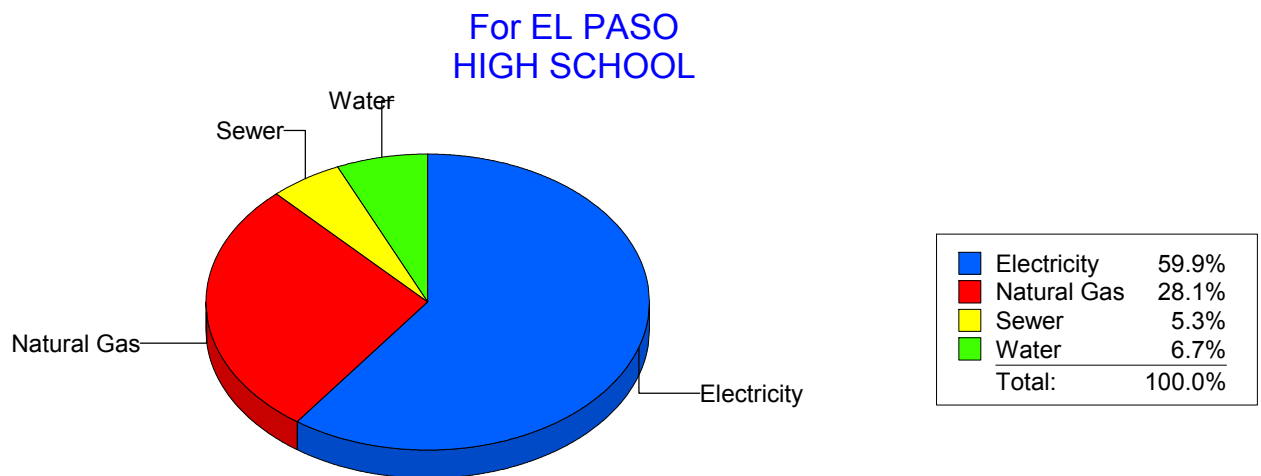
Energy CAP

Cost Avoidance Program

Cost Summary Graph

Grouped by Energy Type

Energy Type	Use	Units	Meter Cost	Special Charges	Total Cost	Avg Unit Cost	% of Total Cost
Site: EL PASO HIGH SCHOOL - EL PASO HIGH SCHOOL							
Electricity	109,306	KWH	\$13,198.59	\$0.00	\$13,198.59	0.1207	59.93%
Natural Gas	8,684	CCF	\$6,196.47	\$0.00	\$6,196.47	0.7136	28.13%
Water	353	CCF	\$1,468.79	\$0.00	\$1,468.79	4.1609	6.67%
Sewer	518	CCF	\$1,160.22	\$0.00	\$1,160.22	2.2398	5.27%
Total Cost:			\$22,024.07	\$0.00	\$22,024.07		



Filters: Cost Center Name Not Equal To DoNotReport; Billing Period Equal To 201401All Meter CodesAll Group Names

elpaso

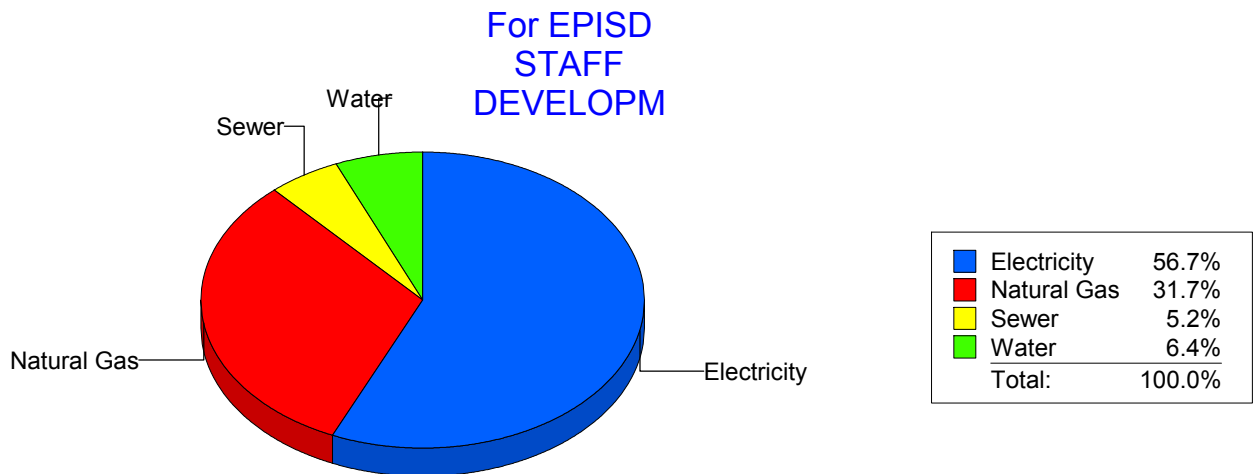
Energy CAP

Cost Avoidance Program

Cost Summary Graph

Grouped by Energy Type

Energy Type	Use	Units	Meter Cost	Special Charges	Total Cost	Avg Unit Cost	% of Total Cost
Site: EPISD STAFF DEVELOPM - EPISD STAFF DEVELOPM							
Electricity	9,520	KWH	\$922.26	\$0.00	\$922.26	0.0969	56.68%
Natural Gas	676	CCF	\$515.97	\$0.00	\$515.97	0.7633	31.71%
Water	22	CCF	\$103.68	\$0.00	\$103.68	4.7127	6.37%
Sewer	23	CCF	\$85.25	\$0.00	\$85.25	3.7065	5.24%
Total Cost:			\$1,627.16	\$0.00	\$1,627.16		



Filters: Cost Center Name Not Equal To DoNotReport; Billing Period Equal To 201401All Meter CodesAll Group Names

elpaso

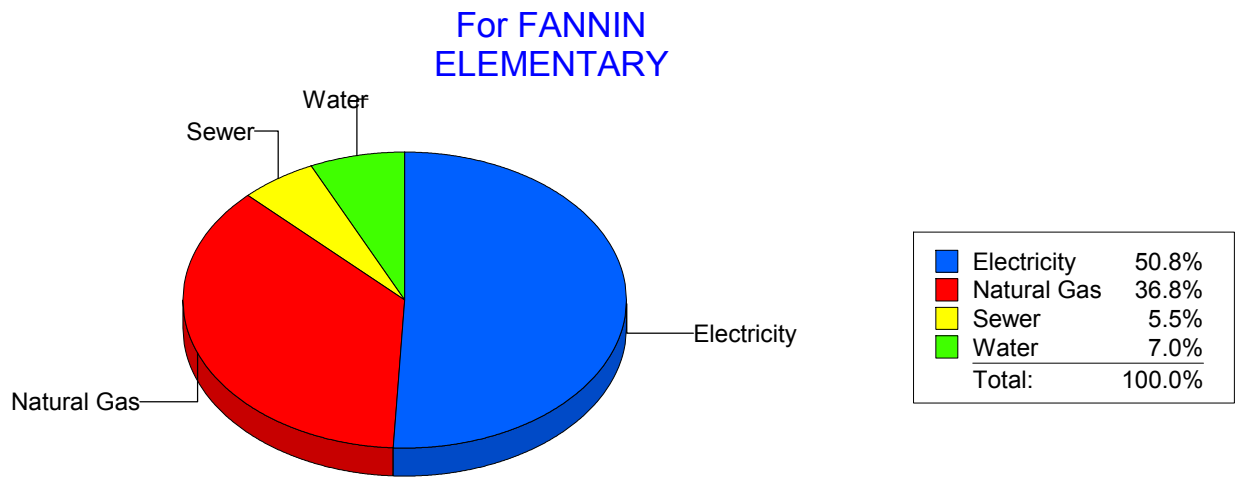
Energy CAP

Cost Avoidance Program

Cost Summary Graph

Grouped by Energy Type

Energy Type	Use	Units	Meter Cost	Special Charges	Total Cost	Avg Unit Cost	% of Total Cost
Site: FANNIN ELEMENTARY - FANNIN ELEMENTARY							
Electricity	30,909	KWH	\$3,687.20	\$0.00	\$3,687.20	0.1193	50.79%
Natural Gas	3,701	CCF	\$2,670.50	\$0.00	\$2,670.50	0.7216	36.79%
Water	106	CCF	\$504.77	\$0.00	\$504.77	4.7620	6.95%
Sewer	131	CCF	\$396.93	\$0.00	\$396.93	3.0300	5.47%
Total Cost:			\$7,259.40	\$0.00	\$7,259.40		



Filters: Cost Center Name Not Equal To DoNotReport; Billing Period Equal To 201401All Meter CodesAll Group Names

el paso

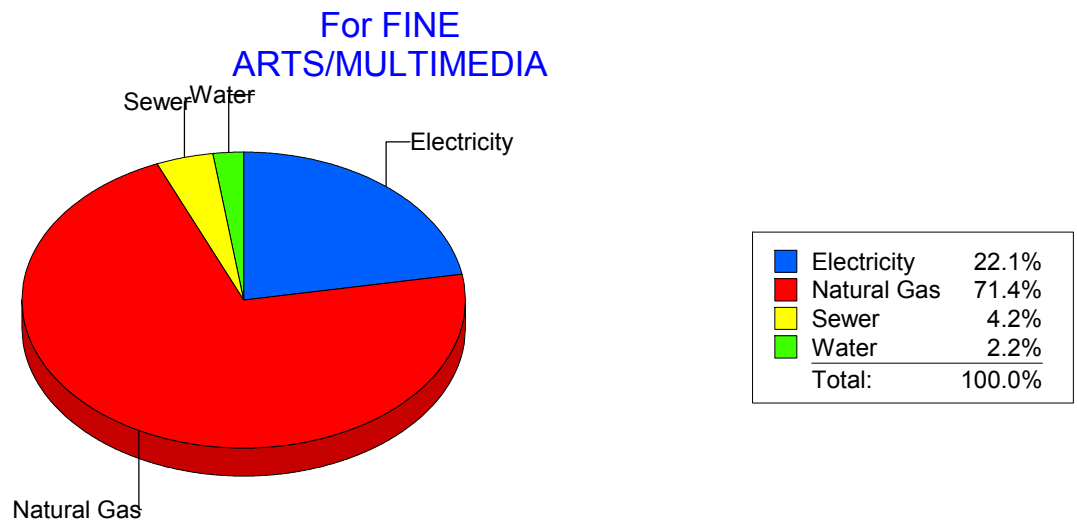
Energy CAP

Cost Avoidance Program

Cost Summary Graph

Grouped by Energy Type

Energy Type	Use	Units	Meter Cost	Special Charges	Total Cost	Avg Unit Cost	% of Total Cost
Site: FINE ARTS/MULTIMEDIA - FINE ARTS/MULTIMEDIA							
Electricity	11,745	KWH	\$1,156.68	\$0.00	\$1,156.68	0.0985	22.13%
Natural Gas	5,463	CCF	\$3,733.32	\$0.00	\$3,733.32	0.6834	71.43%
Water	30	CCF	\$114.53	\$0.00	\$114.53	3.8177	2.19%
Sewer	112	CCF	\$221.88	\$0.00	\$221.88	1.9811	4.25%
Total Cost:			\$5,226.41	\$0.00	\$5,226.41		



Filters: Cost Center Name Not Equal To DoNotReport; Billing Period Equal To 201401All Meter CodesAll Group Names

elpaso

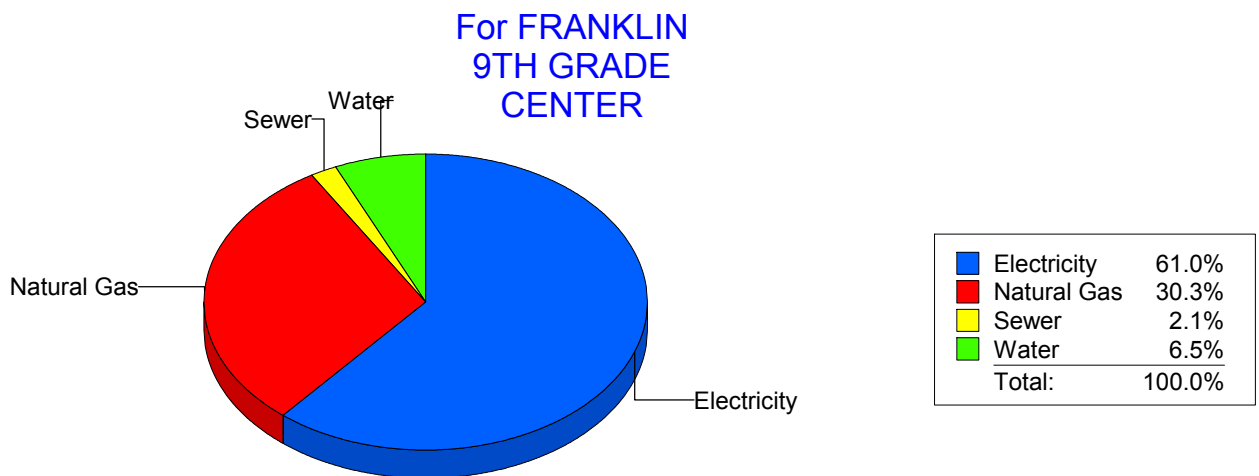
Energy CAP

Cost Avoidance Program

Cost Summary Graph

Grouped by Energy Type

Energy Type	Use	Units	Meter Cost	Special Charges	Total Cost	Avg Unit Cost	% of Total Cost
Site: FRANKLIN9THGRADECENTER - FRANKLIN 9TH GRADE CENTER							
Electricity	85,000	KWH	\$10,445.13	\$0.00	\$10,445.13	0.1229	61.04%
Natural Gas	7,644	CCF	\$5,188.36	\$0.00	\$5,188.36	0.6787	30.32%
Water	828	CCF	\$1,118.40	\$0.00	\$1,118.40	1.3507	6.54%
Sewer	95	CCF	\$360.33	\$0.00	\$360.33	3.7929	2.11%
Total Cost:			\$17,112.22	\$0.00	\$17,112.22		



Filters: Cost Center Name Not Equal To DoNotReport; Billing Period Equal To 201401All Meter CodesAll Group Names

elpaso

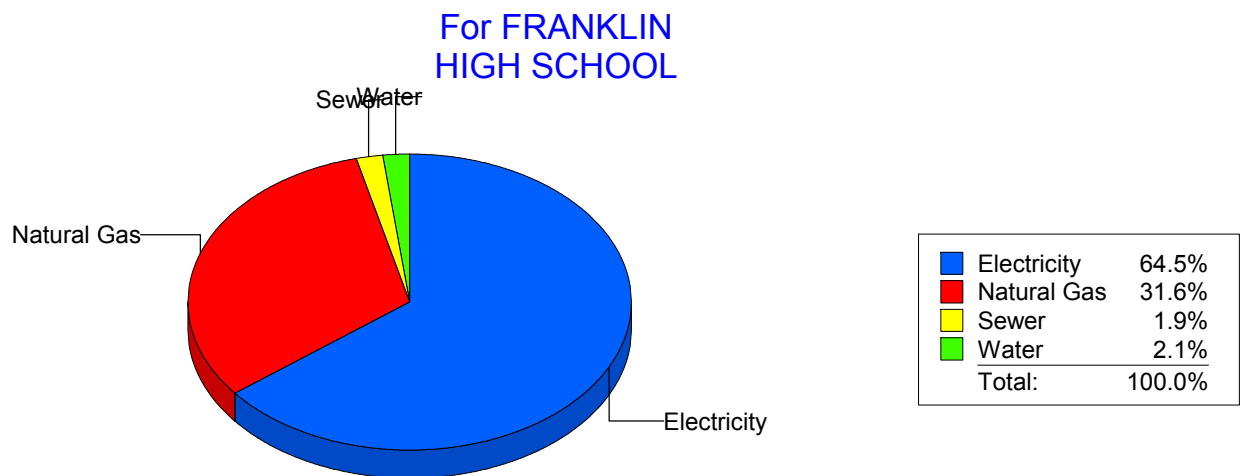
Energy CAP

Cost Avoidance Program

Cost Summary Graph

Grouped by Energy Type

Energy Type	Use	Units	Meter Cost	Special Charges	Total Cost	Avg Unit Cost	% of Total Cost
Site: FRANKLIN HIGH SCHOOL - FRANKLIN HIGH SCHOOL							
Electricity	214,373	KWH	\$22,526.84	\$0.00	\$22,526.84	0.1051	64.52%
Natural Gas	16,304	CCF	\$11,018.96	\$0.00	\$11,018.96	0.6758	31.56%
Water	303	CCF	\$721.25	\$0.00	\$721.25	2.3804	2.07%
Sewer	303	CCF	\$647.37	\$0.00	\$647.37	2.1365	1.85%
Total Cost:			\$34,914.42	\$0.00	\$34,914.42		



Filters: Cost Center Name Not Equal To DoNotReport; Billing Period Equal To 201401All Meter CodesAll Group Names

elpaso

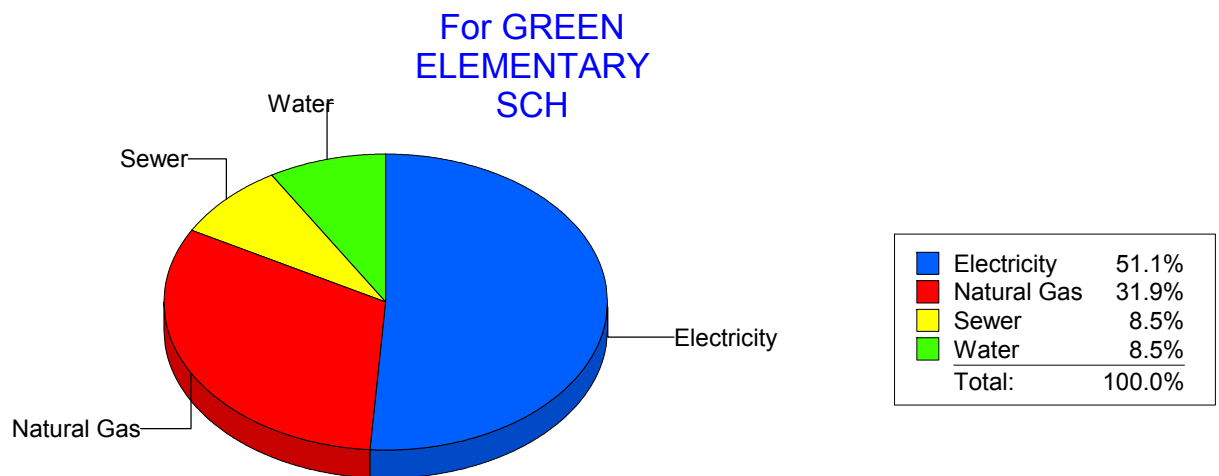
Energy CAP

Cost Avoidance Program

Cost Summary Graph

Grouped by Energy Type

Energy Type	Use	Units	Meter Cost	Special Charges	Total Cost	Avg Unit Cost	% of Total Cost
Site: GREEN ELEMENTARY SCH - GREEN ELEMENTARY SCH							
Electricity	31,200	KWH	\$3,125.83	\$0.00	\$3,125.83	0.1002	51.09%
Natural Gas	2,715	CCF	\$1,952.91	\$0.00	\$1,952.91	0.7193	31.92%
Water	132	CCF	\$522.22	\$0.00	\$522.22	3.9562	8.54%
Sewer	160	CCF	\$517.35	\$0.00	\$517.35	3.2334	8.46%
Total Cost:			\$6,118.31	\$0.00	\$6,118.31		



Filters: Cost Center Name Not Equal To DoNotReport; Billing Period Equal To 201401All Meter CodesAll Group Names

elpaso

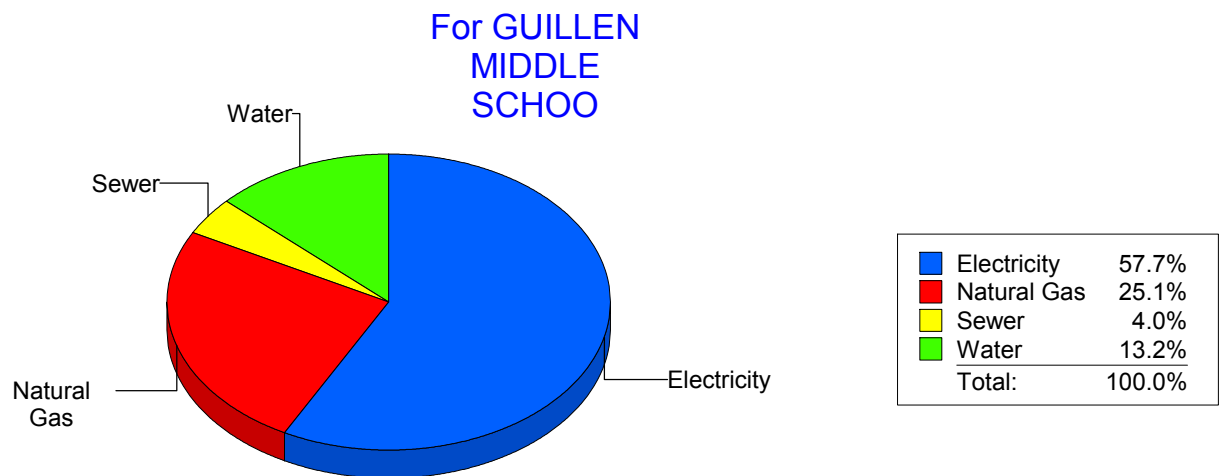
Energy CAP

Cost Avoidance Program

Cost Summary Graph

Grouped by Energy Type

Energy Type	Use	Units	Meter Cost	Special Charges	Total Cost	Avg Unit Cost	% of Total Cost
Site: GUILLEN MIDDLE SCHOO - GUILLEN MIDDLE SCHOO							
Electricity	80,546	KWH	\$8,820.87	\$0.00	\$8,820.87	0.1095	57.70%
Natural Gas	5,500	CCF	\$3,839.22	\$0.00	\$3,839.22	0.6980	25.11%
Water	532	CCF	\$2,014.74	\$0.00	\$2,014.74	3.7871	13.18%
Sewer	287	CCF	\$612.21	\$0.00	\$612.21	2.1331	4.00%
Total Cost:			\$15,287.04	\$0.00	\$15,287.04		



Filters: Cost Center Name Not Equal To DoNotReport; Billing Period Equal To 201401All Meter CodesAll Group Names

elpaso

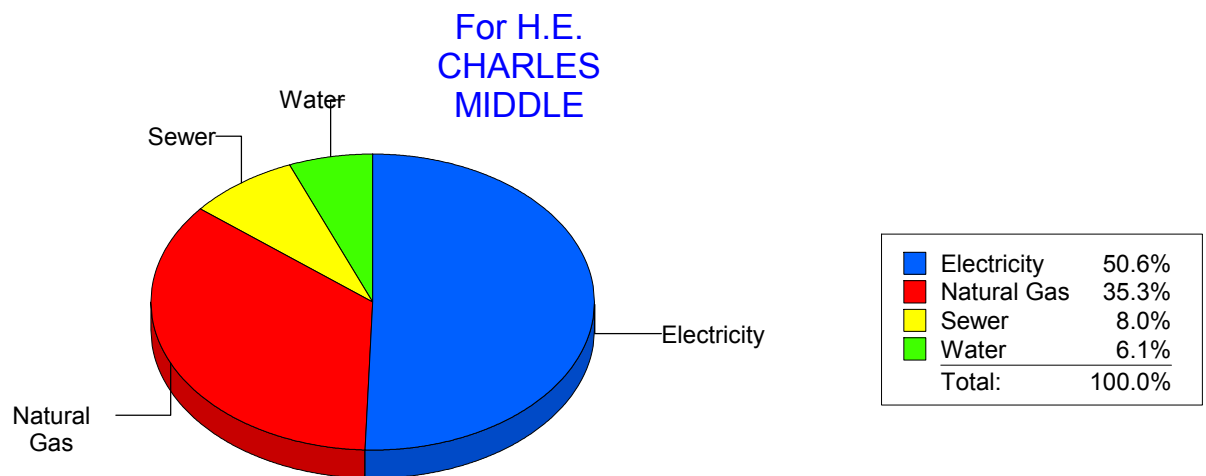
Energy CAP

Cost Avoidance Program

Cost Summary Graph

Grouped by Energy Type

Energy Type	Use	Units	Meter Cost	Special Charges	Total Cost	Avg Unit Cost	% of Total Cost
Site: H.E. CHARLES MIDDLE - H.E. CHARLES MIDDLE							
Electricity	49,275	KWH	\$5,579.52	\$0.00	\$5,579.52	0.1132	50.57%
Natural Gas	5,625	CCF	\$3,897.07	\$0.00	\$3,897.07	0.6928	35.32%
Water	281	CCF	\$671.21	\$0.00	\$671.21	2.3886	6.08%
Sewer	476	CCF	\$886.11	\$0.00	\$886.11	1.8616	8.03%
Total Cost:			\$11,033.91	\$0.00	\$11,033.91		



Filters: Cost Center Name Not Equal To DoNotReport; Billing Period Equal To 201401All Meter CodesAll Group Names

elpaso

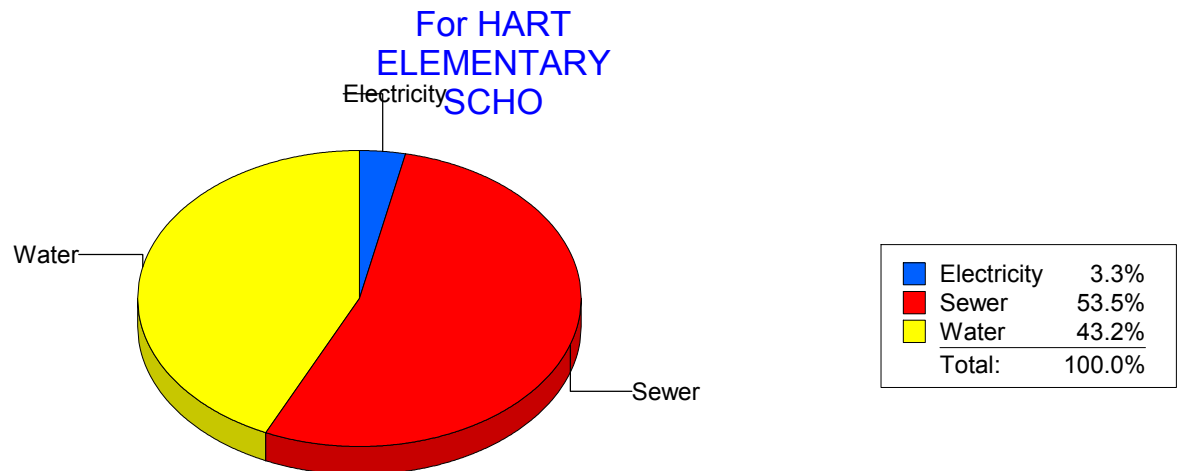
Energy CAP

Cost Avoidance Program

Cost Summary Graph

Grouped by Energy Type

Energy Type	Use	Units	Meter Cost	Special Charges	Total Cost	Avg Unit Cost	% of Total Cost
Site: HART ELEMENTARY SCHO - HART ELEMENTARY SCHO							
Electricity		10 KWH	\$17.76	\$0.00	\$17.76	1.7760	3.32%
Water		54 CCF	\$231.20	\$0.00	\$231.20	4.2815	43.16%
Sewer		92 CCF	\$286.72	\$0.00	\$286.72	3.1165	53.52%
Total Cost:			\$535.68	\$0.00	\$535.68		



Filters: Cost Center Name Not Equal To DoNotReport; Billing Period Equal To 201401All Meter CodesAll Group Names

elpaso

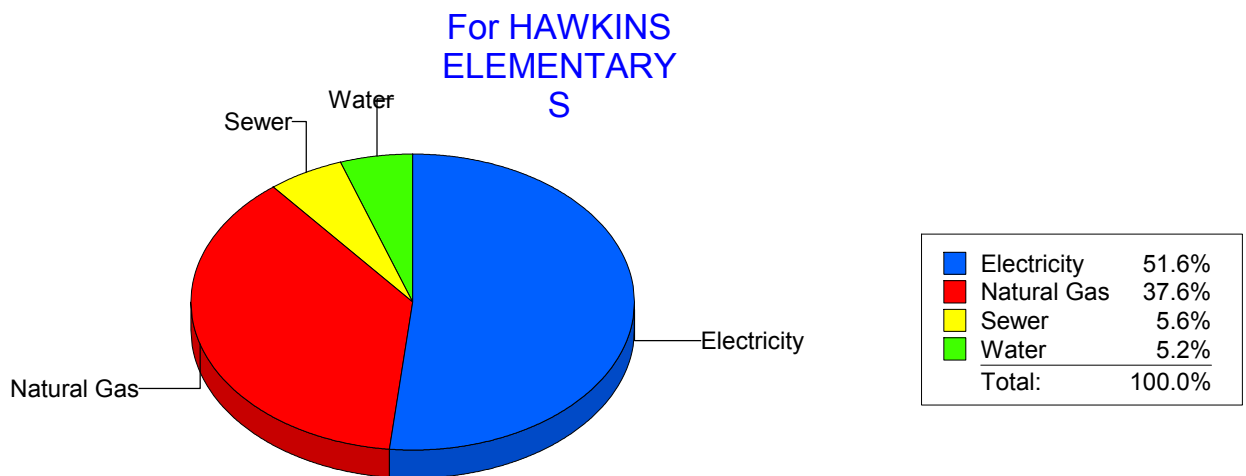
Energy CAP

Cost Avoidance Program

Cost Summary Graph

Grouped by Energy Type

Energy Type	Use	Units	Meter Cost	Special Charges	Total Cost	Avg Unit Cost	% of Total Cost
Site: HAWKINS ELEMENTARY S - HAWKINS ELEMENTARY S							
Electricity	18,520	KWH	\$1,913.75	\$0.00	\$1,913.75	0.1033	51.61%
Natural Gas	1,974	CCF	\$1,395.18	\$0.00	\$1,395.18	0.7068	37.62%
Water	36	CCF	\$191.62	\$0.00	\$191.62	5.3228	5.17%
Sewer	53	CCF	\$207.78	\$0.00	\$207.78	3.9204	5.60%
Total Cost:			\$3,708.33	\$0.00	\$3,708.33		



Filters: Cost Center Name Not Equal To DoNotReport; Billing Period Equal To 201401All Meter CodesAll Group Names

elpaso

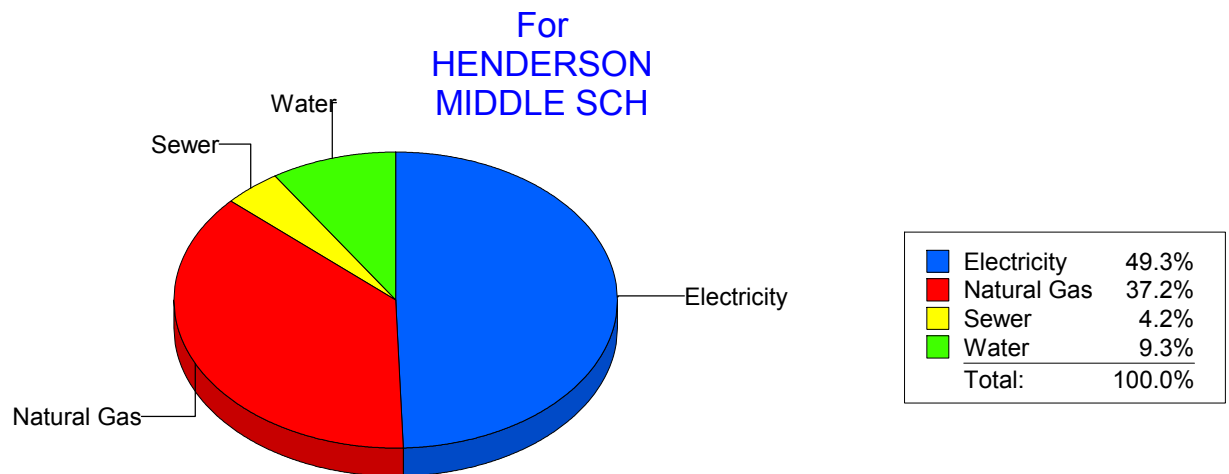
Energy CAP

Cost Avoidance Program

Cost Summary Graph

Grouped by Energy Type

Energy Type	Use	Units	Meter Cost	Special Charges	Total Cost	Avg Unit Cost	% of Total Cost
Site: HENDERSON MIDDLE SCH - HENDERSON MIDDLE SCH							
Electricity	35,425	KWH	\$4,130.81	\$0.00	\$4,130.81	0.1166	49.34%
Natural Gas	4,539	CCF	\$3,116.87	\$0.00	\$3,116.87	0.6867	37.23%
Water	311	CCF	\$775.13	\$0.00	\$775.13	2.4924	9.26%
Sewer	204	CCF	\$348.84	\$0.00	\$348.84	1.7100	4.17%
Total Cost:			\$8,371.65	\$0.00	\$8,371.65		



Filters: Cost Center Name Not Equal To DoNotReport; Billing Period Equal To 201401All Meter CodesAll Group Names

elpaso

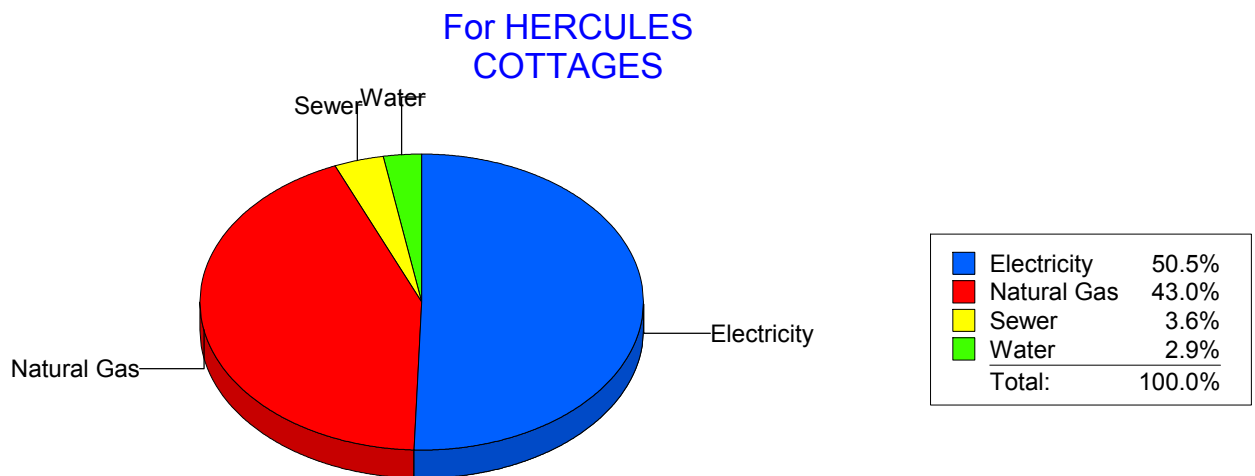
Energy CAP

Cost Avoidance Program

Cost Summary Graph

Grouped by Energy Type

Energy Type	Use	Units	Meter Cost	Special Charges	Total Cost	Avg Unit Cost	% of Total Cost
Site: HERCULES COTTAGES - HERCULES COTTAGES							
Electricity	6,644	KWH	\$792.41	\$0.00	\$792.41	0.1193	50.50%
Natural Gas	594	CCF	\$674.81	\$0.00	\$674.81	1.1360	43.01%
Water	7	CCF	\$45.63	\$0.00	\$45.63	6.5186	2.91%
Sewer	16	CCF	\$56.25	\$0.00	\$56.25	3.5156	3.58%
Total Cost:			\$1,569.10	\$0.00	\$1,569.10		



Filters: Cost Center Name Not Equal To DoNotReport; Billing Period Equal To 201401All Meter CodesAll Group Names

elpaso

Energy CAP

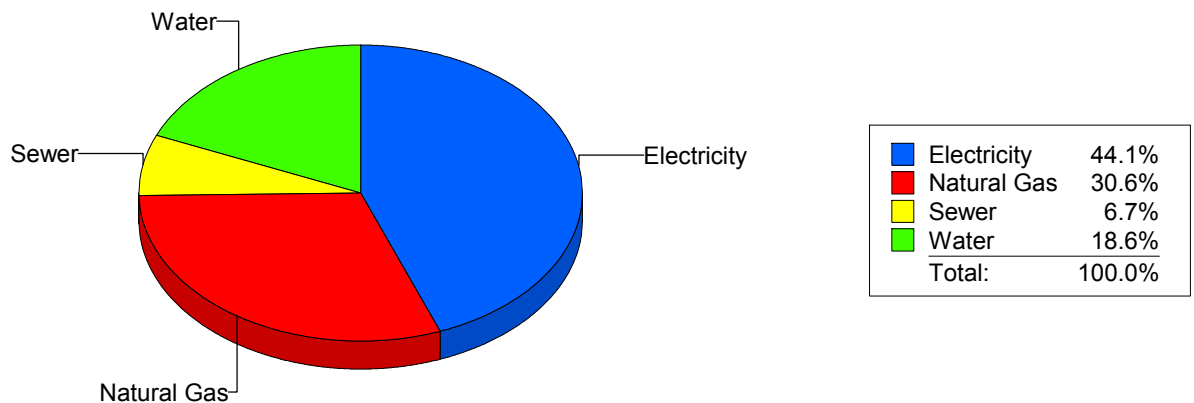
Cost Avoidance Program

Cost Summary Graph

Grouped by Energy Type

Energy Type	Use	Units	Meter Cost	Special Charges	Total Cost	Avg Unit Cost	% of Total Cost
Site: HERRERA - HERRERA ELEMENTARY							
Electricity	39,400	KWH	\$3,906.55	\$0.00	\$3,906.55	0.0992	44.10%
Natural Gas	3,935	CCF	\$2,713.92	\$0.00	\$2,713.92	0.6897	30.64%
Water	414	CCF	\$1,646.90	\$0.00	\$1,646.90	3.9780	18.59%
Sewer	262	CCF	\$590.79	\$0.00	\$590.79	2.2549	6.67%
Total Cost:			\$8,858.16	\$0.00	\$8,858.16		

For HERRERA
ELEMENTARY



Filters: Cost Center Name Not Equal To DoNotReport; Billing Period Equal To 201401All Meter CodesAll Group Names

elpaso

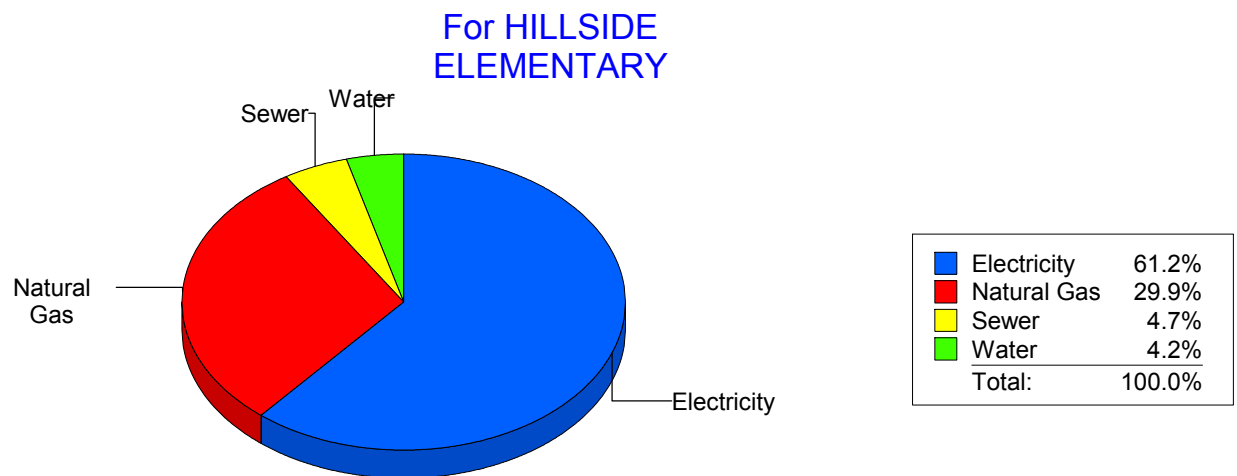
Energy CAP

Cost Avoidance Program

Cost Summary Graph

Grouped by Energy Type

Energy Type	Use	Units	Meter Cost	Special Charges	Total Cost	Avg Unit Cost	% of Total Cost
Site: HILLSIDE ELEMENTARY - HILLSIDE ELEMENTARY							
Electricity	35,144	KWH	\$4,657.12	\$0.00	\$4,657.12	0.1325	61.18%
Natural Gas	3,031	CCF	\$2,279.82	\$0.00	\$2,279.82	0.7522	29.95%
Water	76	CCF	\$321.68	\$0.00	\$321.68	4.2326	4.23%
Sewer	100	CCF	\$354.15	\$0.00	\$354.15	3.5415	4.65%
Total Cost:			\$7,612.77	\$0.00	\$7,612.77		



Filters: Cost Center Name Not Equal To DoNotReport; Billing Period Equal To 201401All Meter CodesAll Group Names

elpaso

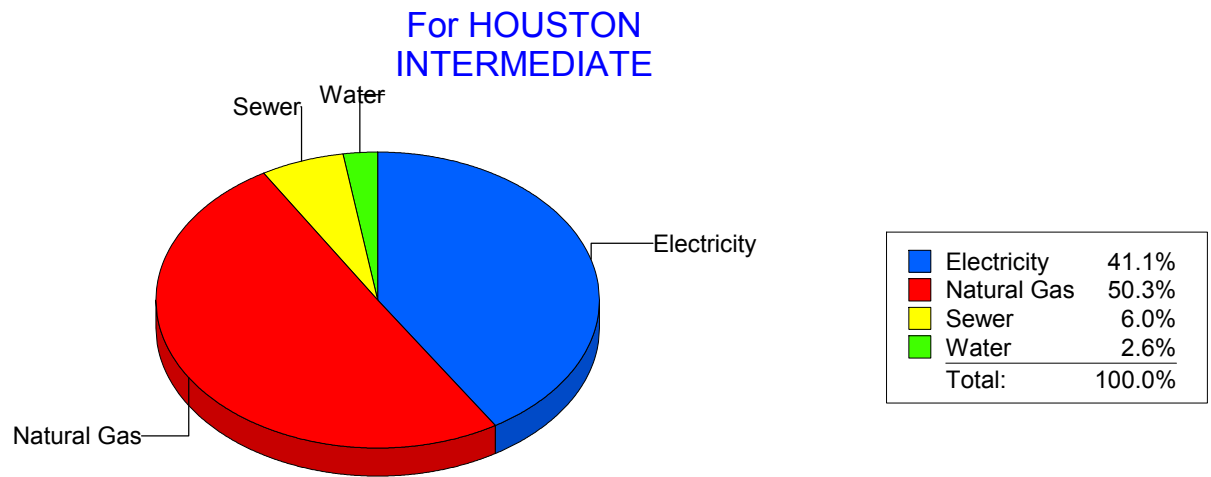
Energy CAP

Cost Avoidance Program

Cost Summary Graph

Grouped by Energy Type

Energy Type	Use	Units	Meter Cost	Special Charges	Total Cost	Avg Unit Cost	% of Total Cost
Site: HOUSTON INTERMEDIATE - HOUSTON INTERMEDIATE							
Electricity	23,447	KWH	\$2,488.24	\$0.00	\$2,488.24	0.1061	41.09%
Natural Gas	4,253	CCF	\$3,045.67	\$0.00	\$3,045.67	0.7161	50.30%
Water	6	CCF	\$156.32	\$0.00	\$156.32	26.0533	2.58%
Sewer	100	CCF	\$365.08	\$0.00	\$365.08	3.6508	6.03%
Total Cost:			\$6,055.31	\$0.00	\$6,055.31		



Filters: Cost Center Name Not Equal To DoNotReport; Billing Period Equal To 201401All Meter CodesAll Group Names

elpaso

Energy CAP

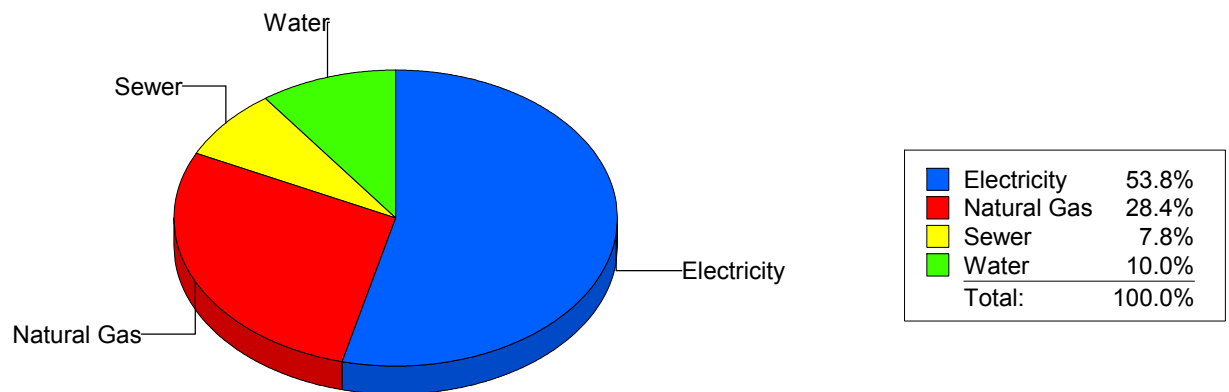
Cost Avoidance Program

Cost Summary Graph

Grouped by Energy Type

Energy Type	Use	Units	Meter Cost	Special Charges	Total Cost	Avg Unit Cost	% of Total Cost
Site: MOYE - HR MOYE							
Electricity	37,200	KWH	\$4,432.91	\$0.00	\$4,432.91	0.1192	53.79%
Natural Gas	3,373	CCF	\$2,338.98	\$0.00	\$2,338.98	0.6934	28.38%
Water	145	CCF	\$823.58	\$0.00	\$823.58	5.6799	9.99%
Sewer	302	CCF	\$645.99	\$0.00	\$645.99	2.1390	7.84%
Total Cost:			\$8,241.46	\$0.00	\$8,241.46		

For HR MOYE



Filters: Cost Center Name Not Equal To DoNotReport; Billing Period Equal To 201401All Meter CodesAll Group Names

elpaso

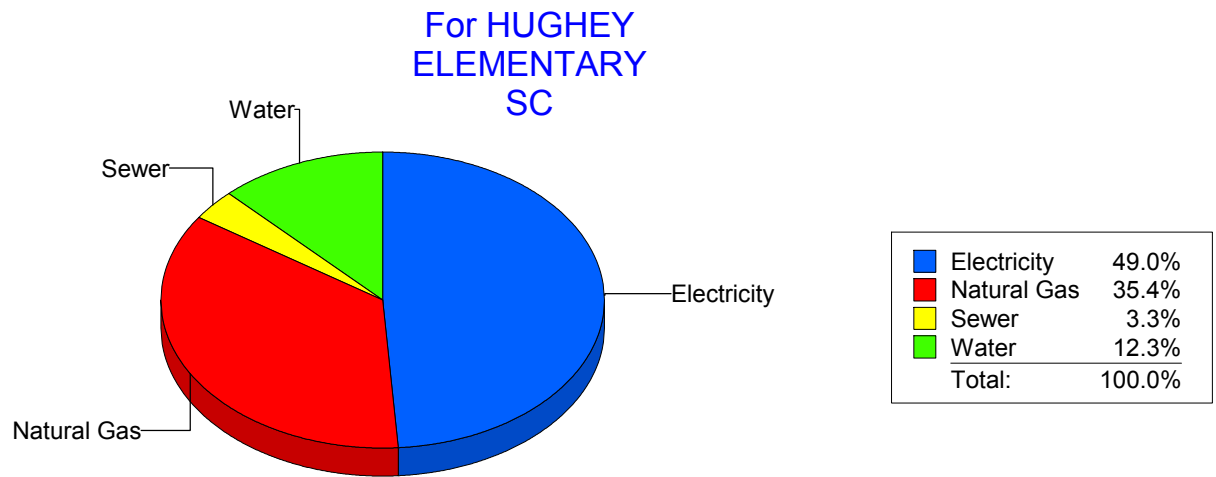
Energy CAP

Cost Avoidance Program

Cost Summary Graph

Grouped by Energy Type

Energy Type	Use	Units	Meter Cost	Special Charges	Total Cost	Avg Unit Cost	% of Total Cost
Site: HUGHEY ELEMENTARY SC - HUGHEY ELEMENTARY SC							
Electricity	31,148	KWH	\$3,561.85	\$0.00	\$3,561.85	0.1144	49.01%
Natural Gas	3,552	CCF	\$2,575.68	\$0.00	\$2,575.68	0.7251	35.44%
Water	198	CCF	\$892.18	\$0.00	\$892.18	4.5060	12.28%
Sewer	16	CCF	\$238.23	\$0.00	\$238.23	14.8894	3.28%
Total Cost:			\$7,267.94	\$0.00	\$7,267.94		



Filters: Cost Center Name Not Equal To DoNotReport; Billing Period Equal To 201401All Meter CodesAll Group Names

elpaso

Energy CAP

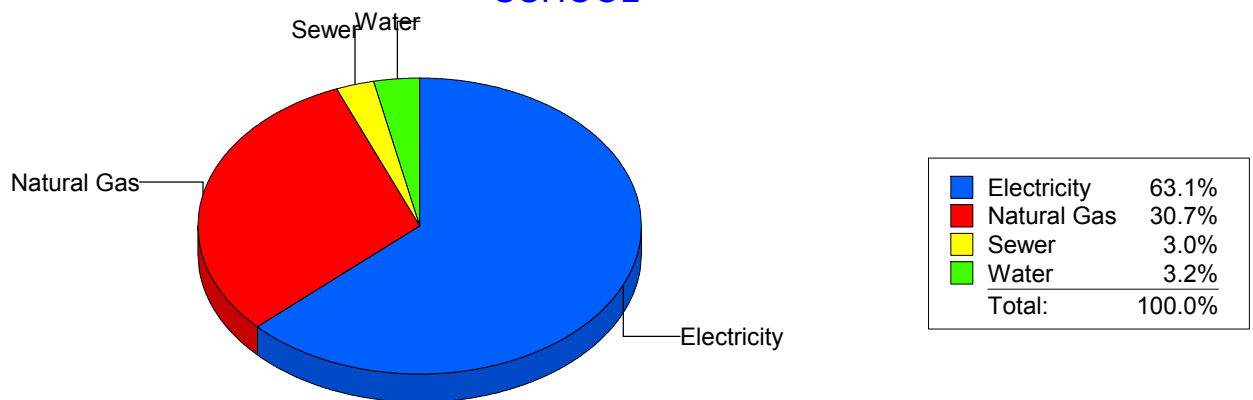
Cost Avoidance Program

Cost Summary Graph

Grouped by Energy Type

Energy Type	Use	Units	Meter Cost	Special Charges	Total Cost	Avg Unit Cost	% of Total Cost
Site: IRVIN HIGH SCHOOL - IRVIN HIGH SCHOOL							
Electricity	93,349	KWH	\$18,233.75	\$0.00	\$18,233.75	0.1953	63.07%
Natural Gas	13,086	CCF	\$8,878.47	\$0.00	\$8,878.47	0.6785	30.71%
Water	514	CCF	\$937.23	\$0.00	\$937.23	1.8234	3.24%
Sewer	515	CCF	\$859.53	\$0.00	\$859.53	1.6690	2.97%
Total Cost:			\$28,908.98	\$0.00	\$28,908.98		

For IRVIN HIGH SCHOOL



Filters: Cost Center Name Not Equal To DoNotReport; Billing Period Equal To 201401All Meter CodesAll Group Names

elpaso

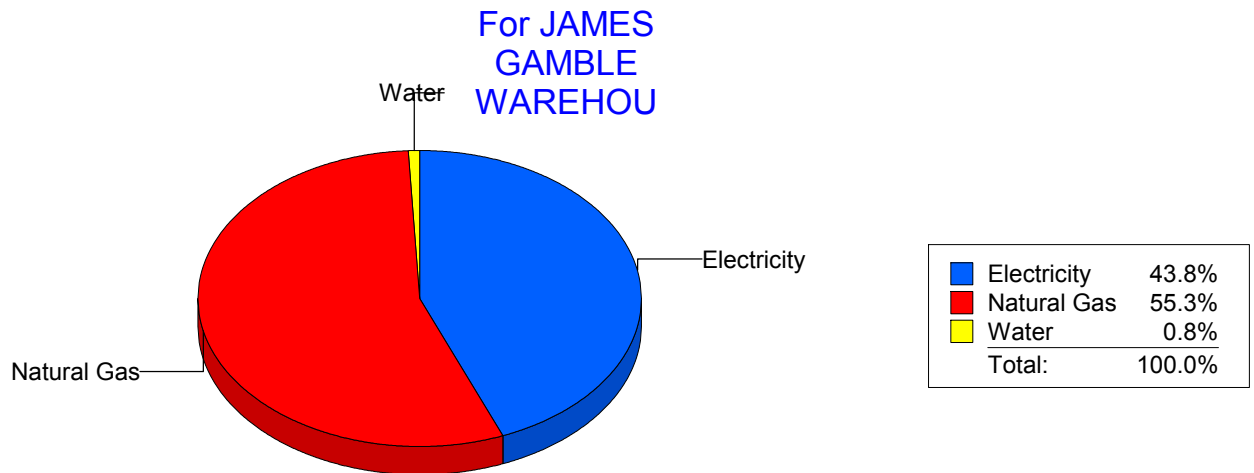
Energy CAP

Cost Avoidance Program

Cost Summary Graph

Grouped by Energy Type

Energy Type	Use	Units	Meter Cost	Special Charges	Total Cost	Avg Unit Cost	% of Total Cost
Site: JAMES GAMBLE WAREHOU - JAMES GAMBLE WAREHOU							
Electricity	24,100	KWH	\$2,100.50	\$0.00	\$2,100.50	0.0872	43.83%
Natural Gas	3,842	CCF	\$2,652.14	\$0.00	\$2,652.14	0.6903	55.35%
Water	0	CCF	\$39.32	\$0.00	\$39.32	0.0000	0.82%
Total Cost:			\$4,791.96	\$0.00	\$4,791.96		



Filters: Cost Center Name Not Equal To DoNotReport; Billing Period Equal To 201401All Meter CodesAll Group Names

elpaso

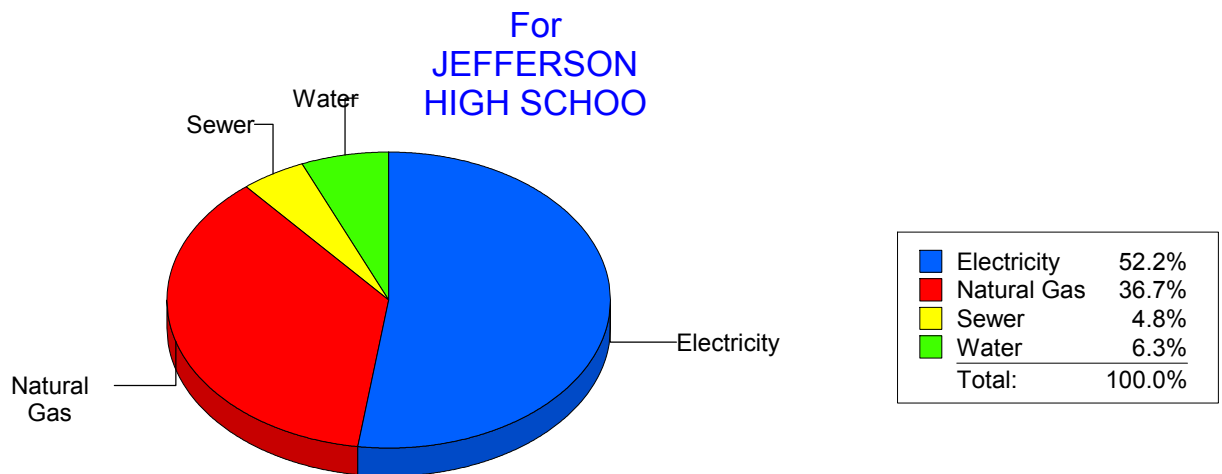
Energy CAP

Cost Avoidance Program

Cost Summary Graph

Grouped by Energy Type

Energy Type	Use	Units	Meter Cost	Special Charges	Total Cost	Avg Unit Cost	% of Total Cost
Site: JEFFERSON HIGH SCHOO - JEFFERSON HIGH SCHOO							
Electricity	82,187	KWH	\$8,810.78	\$0.00	\$8,810.78	0.1072	52.16%
Natural Gas	8,498	CCF	\$6,196.57	\$0.00	\$6,196.57	0.7292	36.68%
Water	411	CCF	\$1,069.37	\$0.00	\$1,069.37	2.6019	6.33%
Sewer	321	CCF	\$815.65	\$0.00	\$815.65	2.5410	4.83%
Total Cost:			\$16,892.37	\$0.00	\$16,892.37		



Filters: Cost Center Name Not Equal To DoNotReport; Billing Period Equal To 201401All Meter CodesAll Group Names

elpaso

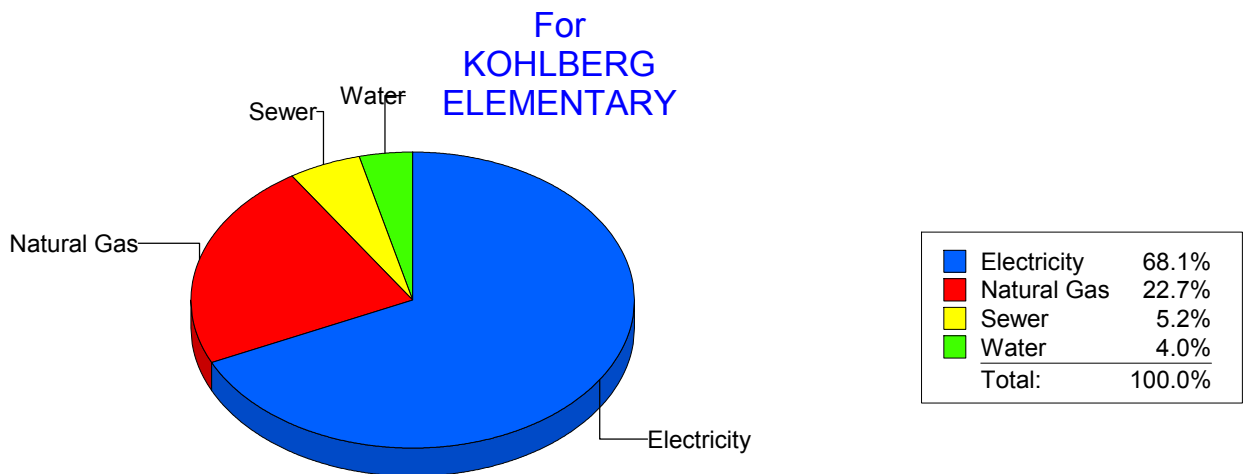
Energy CAP

Cost Avoidance Program

Cost Summary Graph

Grouped by Energy Type

Energy Type	Use	Units	Meter Cost	Special Charges	Total Cost	Avg Unit Cost	% of Total Cost
Site: KOHLBERG ELEMENTARY - KOHLBERG ELEMENTARY							
Electricity	52,380	KWH	\$6,055.97	\$0.00	\$6,055.97	0.1156	68.13%
Natural Gas	2,809	CCF	\$2,013.48	\$0.00	\$2,013.48	0.7168	22.65%
Water	97	CCF	\$356.07	\$0.00	\$356.07	3.6708	4.01%
Sewer	189	CCF	\$463.16	\$0.00	\$463.16	2.4506	5.21%
Total Cost:			\$8,888.68	\$0.00	\$8,888.68		



Filters: Cost Center Name Not Equal To DoNotReport; Billing Period Equal To 201401All Meter CodesAll Group Names

elpaso

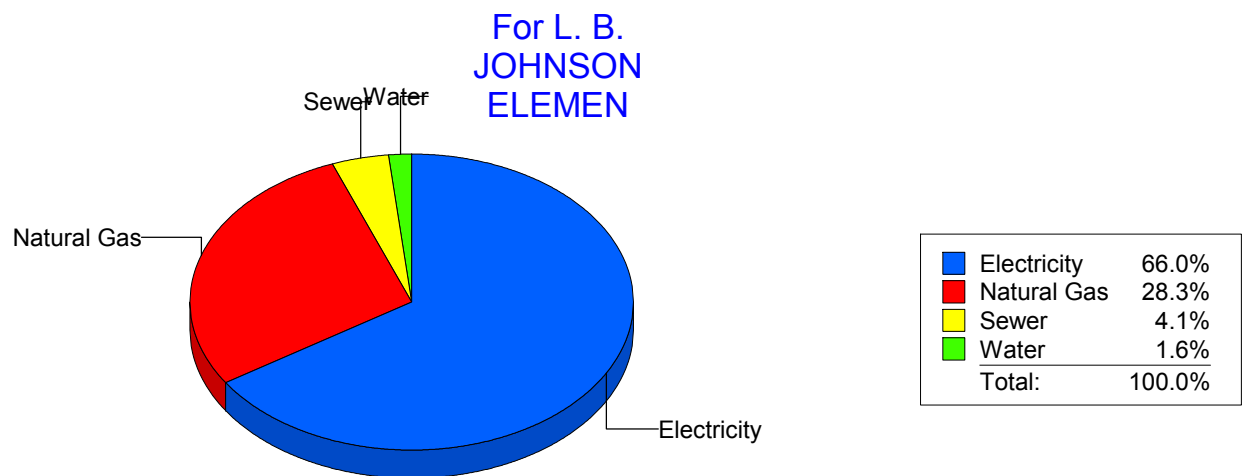
Energy CAP

Cost Avoidance Program

Cost Summary Graph

Grouped by Energy Type

Energy Type	Use	Units	Meter Cost	Special Charges	Total Cost	Avg Unit Cost	% of Total Cost
Site: L. B. JOHNSON ELEMEN - L. B. JOHNSON ELEMEN							
Electricity	43,350	KWH	\$5,484.97	\$0.00	\$5,484.97	0.1265	65.96%
Natural Gas	3,305	CCF	\$2,350.83	\$0.00	\$2,350.83	0.7113	28.27%
Water	0	CCF	\$135.39	\$0.00	\$135.39	0.0000	1.63%
Sewer	142	CCF	\$344.79	\$0.00	\$344.79	2.4281	4.15%
Total Cost:			\$8,315.98	\$0.00	\$8,315.98		



Filters: Cost Center Name Not Equal To DoNotReport; Billing Period Equal To 201401All Meter CodesAll Group Names

elpaso

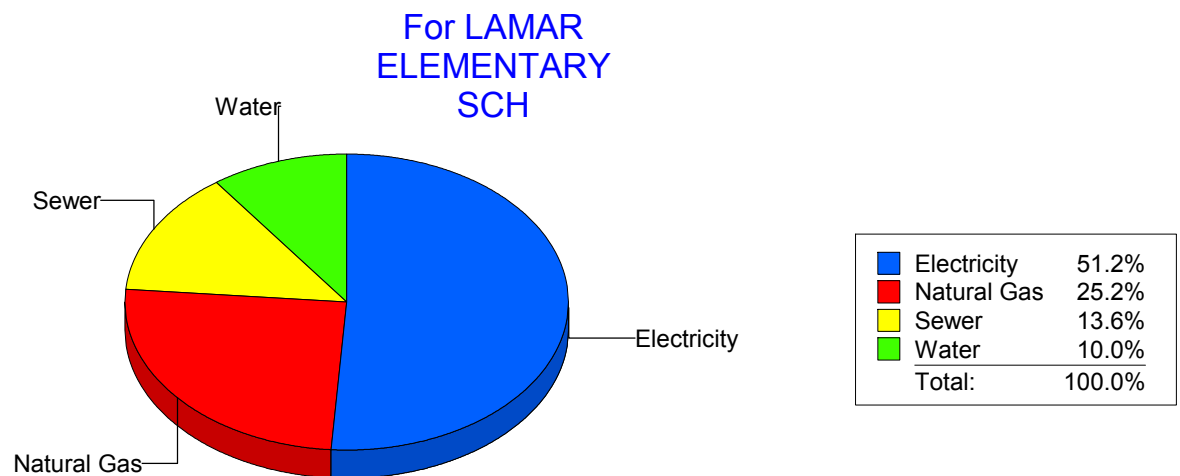
Energy CAP

Cost Avoidance Program

Cost Summary Graph

Grouped by Energy Type

Energy Type	Use	Units	Meter Cost	Special Charges	Total Cost	Avg Unit Cost	% of Total Cost
Site: LAMAR ELEMENTARY SCH - LAMAR ELEMENTARY SCH							
Electricity	25,200	KWH	\$2,857.51	\$0.00	\$2,857.51	0.1134	51.22%
Natural Gas	1,824	CCF	\$1,405.19	\$0.00	\$1,405.19	0.7704	25.19%
Water	139	CCF	\$555.35	\$0.00	\$555.35	3.9953	9.95%
Sewer	287	CCF	\$761.04	\$0.00	\$761.04	2.6517	13.64%
Total Cost:			\$5,579.09	\$0.00	\$5,579.09		



Filters: Cost Center Name Not Equal To DoNotReport; Billing Period Equal To 201401All Meter CodesAll Group Names

el Paso

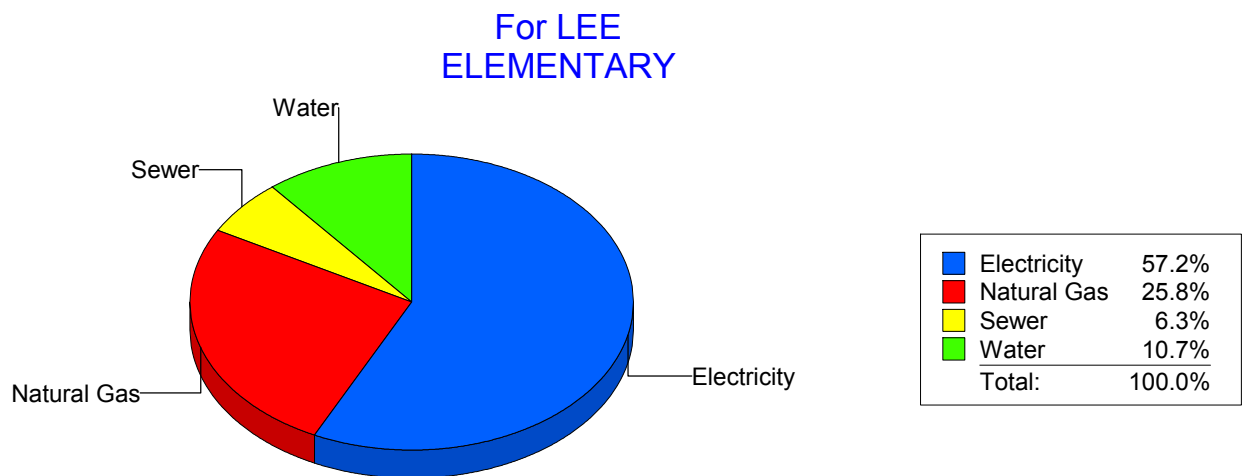
Energy CAP

Cost Avoidance Program

Cost Summary Graph

Grouped by Energy Type

Energy Type	Use	Units	Meter Cost	Special Charges	Total Cost	Avg Unit Cost	% of Total Cost
Site: LEE ELEMENTARY - LEE ELEMENTARY							
Electricity	27,350	KWH	\$3,908.76	\$0.00	\$3,908.76	0.1429	57.18%
Natural Gas	2,516	CCF	\$1,762.30	\$0.00	\$1,762.30	0.7004	25.78%
Water	153	CCF	\$733.09	\$0.00	\$733.09	4.7914	10.72%
Sewer	108	CCF	\$431.78	\$0.00	\$431.78	3.9980	6.32%
Total Cost:			\$6,835.93	\$0.00	\$6,835.93		



Filters: Cost Center Name Not Equal To DoNotReport; Billing Period Equal To 201401All Meter CodesAll Group Names

elpaso

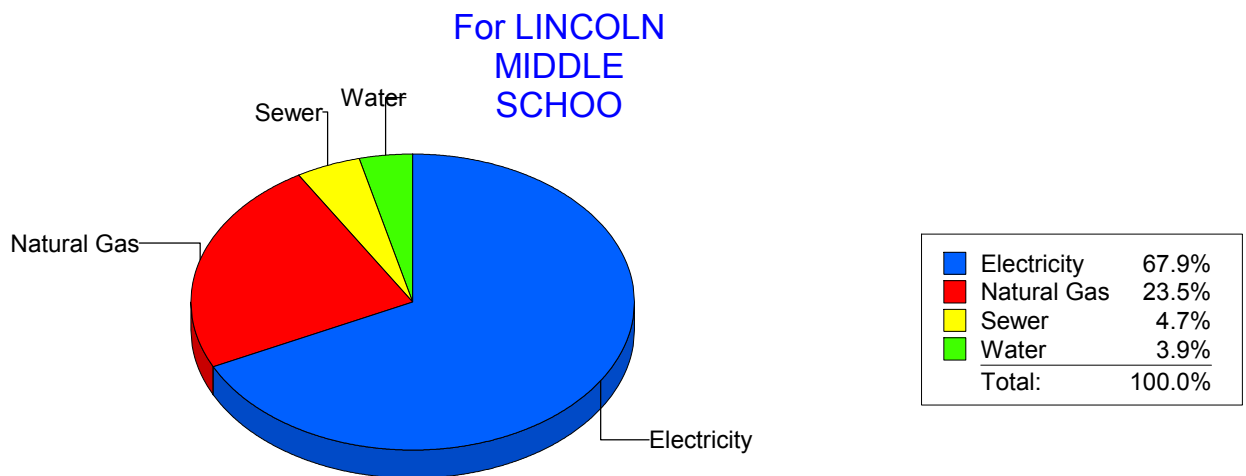
Energy CAP

Cost Avoidance Program

Cost Summary Graph

Grouped by Energy Type

Energy Type	Use	Units	Meter Cost	Special Charges	Total Cost	Avg Unit Cost	% of Total Cost
Site: LINCOLN MIDDLE SCHOO - LINCOLN MIDDLE SCHOO							
Electricity	75,650	KWH	\$9,257.32	\$0.00	\$9,257.32	0.1224	67.90%
Natural Gas	4,661	CCF	\$3,198.25	\$0.00	\$3,198.25	0.6862	23.46%
Water	256	CCF	\$534.75	\$0.00	\$534.75	2.0889	3.92%
Sewer	359	CCF	\$644.25	\$0.00	\$644.25	1.7946	4.73%
Total Cost:			\$13,634.57	\$0.00	\$13,634.57		



Filters: Cost Center Name Not Equal To DoNotReport; Billing Period Equal To 201401All Meter CodesAll Group Names

elpaso

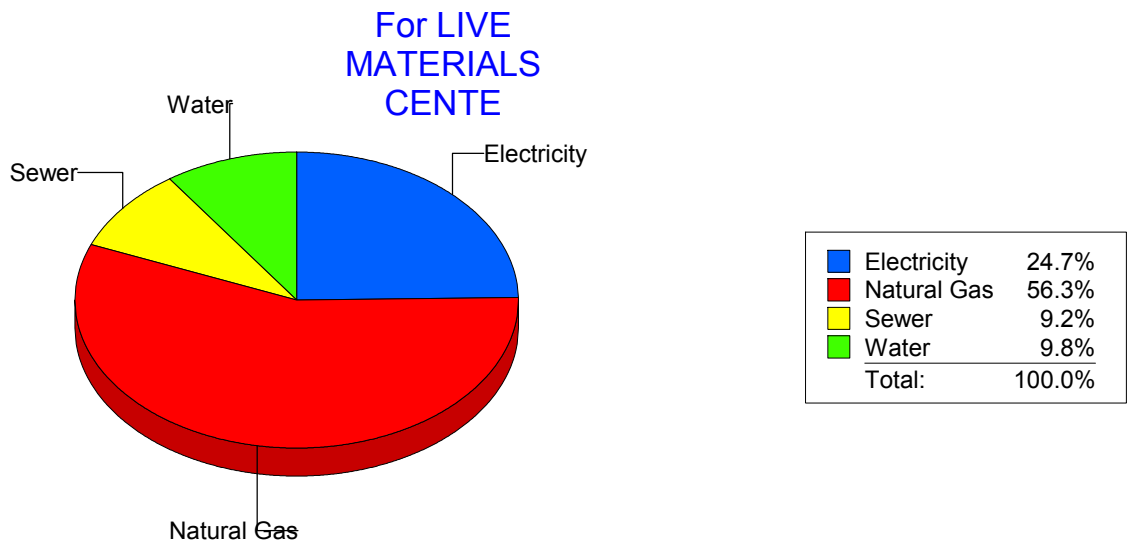
Energy CAP

Cost Avoidance Program

Cost Summary Graph

Grouped by Energy Type

Energy Type	Use	Units	Meter Cost	Special Charges	Total Cost	Avg Unit Cost	% of Total Cost
Site: LIVE MATERIALS CENTE - LIVE MATERIALS CENTE							
Electricity	272 KWH		\$62.48	\$0.00	\$62.48	0.2297	24.72%
Natural Gas	40 CCF		\$142.30	\$0.00	\$142.30	3.5575	56.31%
Water	1 CCF		\$24.70	\$0.00	\$24.70	24.7000	9.77%
Sewer	1 CCF		\$23.24	\$0.00	\$23.24	23.2400	9.20%
Total Cost:			\$252.72	\$0.00	\$252.72		



Filters: Cost Center Name Not Equal To DoNotReport; Billing Period Equal To 201401All Meter CodesAll Group Names

elpaso

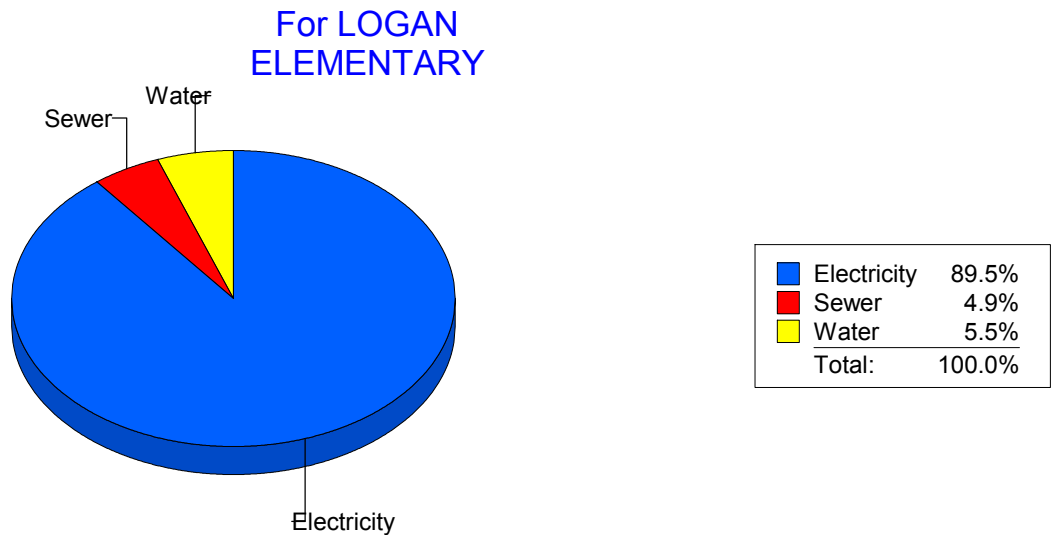
Energy CAP

Cost Avoidance Program

Cost Summary Graph

Grouped by Energy Type

Energy Type	Use	Units	Meter Cost	Special Charges	Total Cost	Avg Unit Cost	% of Total Cost
Site: LOGAN ELEMENTARY - LOGAN ELEMENTARY							
Electricity	23,640	KWH	\$3,084.52	\$0.00	\$3,084.52	0.1305	89.54%
Water	79	CCF	\$190.97	\$0.00	\$190.97	2.4173	5.54%
Sewer	74	CCF	\$169.44	\$0.00	\$169.44	2.2897	4.92%
Total Cost:			\$3,444.93	\$0.00	\$3,444.93		



Filters: Cost Center Name Not Equal To DoNotReport; Billing Period Equal To 201401All Meter CodesAll Group Names

elpaso

Energy CAP

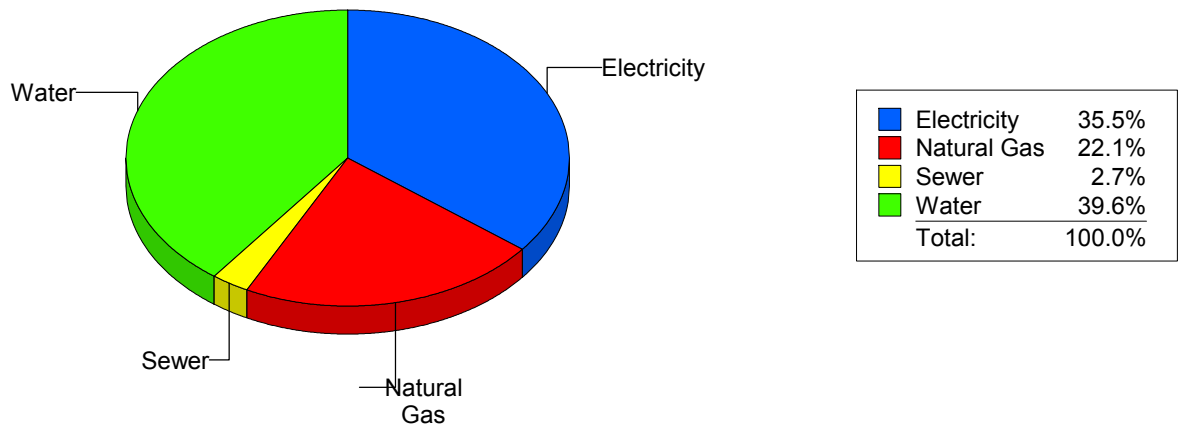
Cost Avoidance Program

Cost Summary Graph

Grouped by Energy Type

Energy Type	Use	Units	Meter Cost	Special Charges	Total Cost	Avg Unit Cost	% of Total Cost
Site: LUNDY - LUNDY							
Electricity	51,200	KWH	\$4,762.22	\$0.00	\$4,762.22	0.0930	35.48%
Natural Gas	4,243	CCF	\$2,973.21	\$0.00	\$2,973.21	0.7007	22.15%
Water	1,107	CCF	\$5,320.74	\$0.00	\$5,320.74	4.8064	39.64%
Sewer	100	CCF	\$367.23	\$0.00	\$367.23	3.6723	2.74%
Total Cost:			\$13,423.40	\$0.00	\$13,423.40		

For LUNDY



Filters: Cost Center Name Not Equal To DoNotReport; Billing Period Equal To 201401All Meter CodesAll Group Names

elpaso

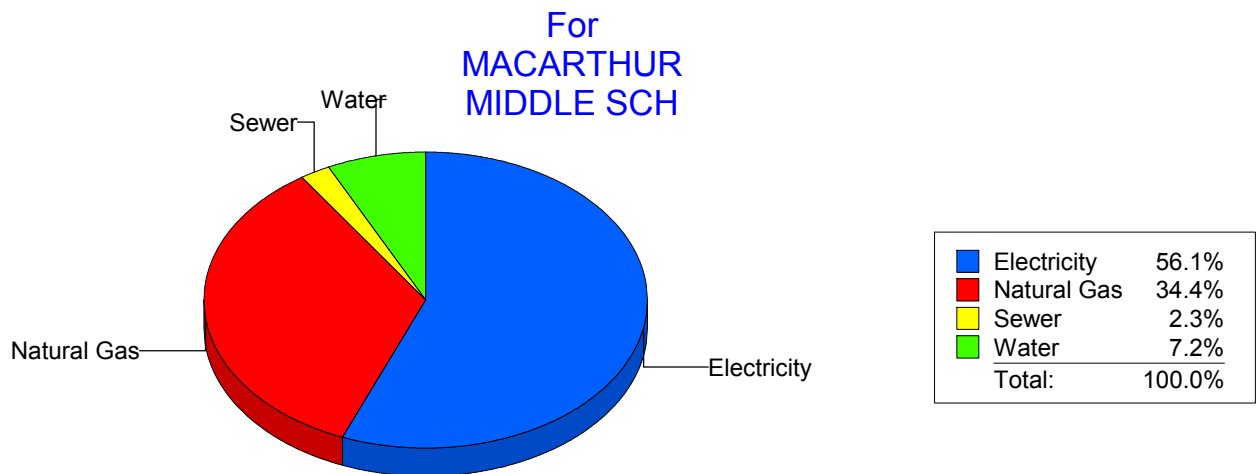
Energy CAP

Cost Avoidance Program

Cost Summary Graph

Grouped by Energy Type

Energy Type	Use	Units	Meter Cost	Special Charges	Total Cost	Avg Unit Cost	% of Total Cost
Site: MACARTHUR MIDDLE SCH - MACARTHUR MIDDLE SCH							
Electricity	67,000	KWH	\$7,758.81	\$0.00	\$7,758.81	0.1158	56.06%
Natural Gas	7,002	CCF	\$4,760.05	\$0.00	\$4,760.05	0.6798	34.39%
Water	282	CCF	\$1,003.44	\$0.00	\$1,003.44	3.5583	7.25%
Sewer	123	CCF	\$318.57	\$0.00	\$318.57	2.5900	2.30%
Total Cost:			\$13,840.87	\$0.00	\$13,840.87		



Filters: Cost Center Name Not Equal To DoNotReport; Billing Period Equal To 201401All Meter CodesAll Group Names

elpaso

Energy CAP

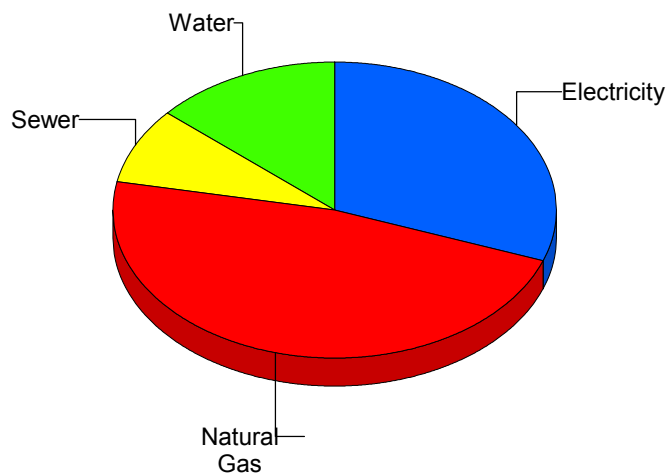
Cost Avoidance Program

Cost Summary Graph

Grouped by Energy Type

Energy Type	Use	Units	Meter Cost	Special Charges	Total Cost	Avg Unit Cost	% of Total Cost
Site: MAGOFFIN MIDDLE SCHO - MAGOFFIN MIDDLE SCHO							
Electricity	16,135	KWH	\$2,121.20	\$0.00	\$2,121.20	0.1315	30.52%
Natural Gas	4,828	CCF	\$3,309.49	\$0.00	\$3,309.49	0.6855	47.61%
Water	314	CCF	\$948.39	\$0.00	\$948.39	3.0204	13.64%
Sewer	248	CCF	\$571.47	\$0.00	\$571.47	2.3043	8.22%
Total Cost:			\$6,950.55	\$0.00	\$6,950.55		

For MAGOFFIN
MIDDLE SCHO



Electricity	30.5%
Natural Gas	47.6%
Sewer	8.2%
Water	13.6%
Total:	100.0%

Filters: Cost Center Name Not Equal To DoNotReport; Billing Period Equal To 201401All Meter CodesAll Group Names

elpaso

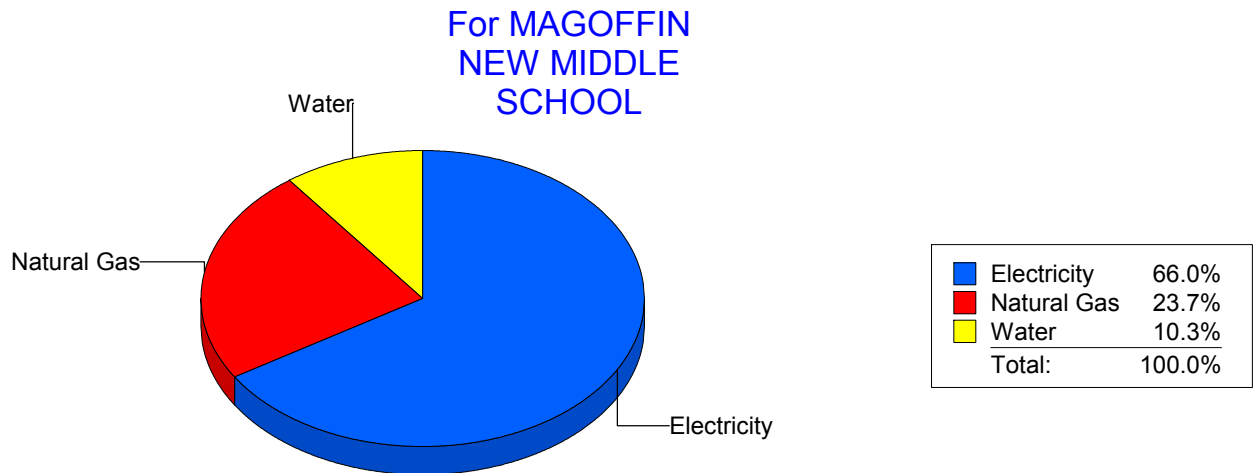
Energy CAP

Cost Avoidance Program

Cost Summary Graph

Grouped by Energy Type

Energy Type	Use	Units	Meter Cost	Special Charges	Total Cost	Avg Unit Cost	% of Total Cost
Site: MAGOFFINMIDDLESCHOOLN047 - MAGOFFIN NEW MIDDLE SCHOOL							
Electricity	56,600	KWH	\$6,002.41	\$0.00	\$6,002.41	0.1060	65.98%
Natural Gas	3,104	CCF	\$2,159.52	\$0.00	\$2,159.52	0.6957	23.74%
Water	191	CCF	\$935.73	\$0.00	\$935.73	4.8991	10.29%
Total Cost:			\$9,097.66	\$0.00	\$9,097.66		



Filters: Cost Center Name Not Equal To DoNotReport; Billing Period Equal To 201401All Meter CodesAll Group Names

elpaso

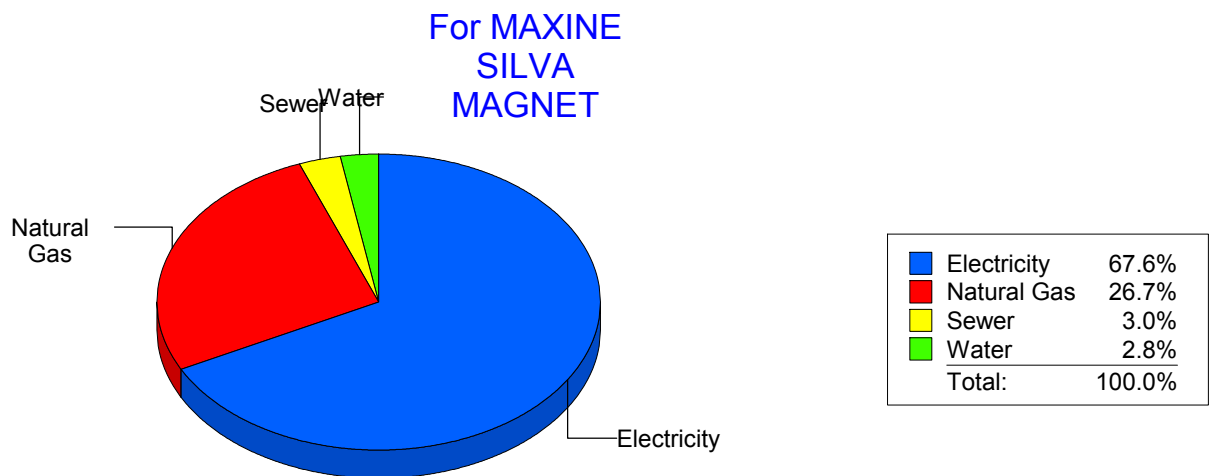
Energy CAP

Cost Avoidance Program

Cost Summary Graph

Grouped by Energy Type

Energy Type	Use	Units	Meter Cost	Special Charges	Total Cost	Avg Unit Cost	% of Total Cost
Site: MAXINE SILVA MAGNET - MAXINE SILVA MAGNET							
Electricity	57,300	KWH	\$6,013.67	\$0.00	\$6,013.67	0.1050	67.60%
Natural Gas	3,421	CCF	\$2,371.01	\$0.00	\$2,371.01	0.6931	26.65%
Water	57	CCF	\$247.91	\$0.00	\$247.91	4.3493	2.79%
Sewer	83	CCF	\$263.37	\$0.00	\$263.37	3.1731	2.96%
Total Cost:			\$8,895.96	\$0.00	\$8,895.96		



Filters: Cost Center Name Not Equal To DoNotReport; Billing Period Equal To 201401All Meter CodesAll Group Names

elpaso

Energy CAP

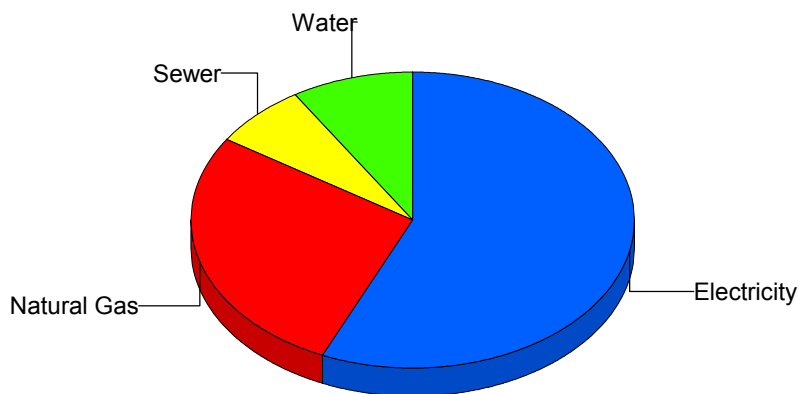
Cost Avoidance Program

Cost Summary Graph

Grouped by Energy Type

Energy Type	Use	Units	Meter Cost	Special Charges	Total Cost	Avg Unit Cost	% of Total Cost
Site: MESITA ELEMENTARY - MESITA ELEMENTARY							
Electricity	51,840	KWH	\$5,646.78	\$0.00	\$5,646.78	0.1089	56.77%
Natural Gas	3,869	CCF	\$2,727.09	\$0.00	\$2,727.09	0.7049	27.42%
Water	205	CCF	\$881.84	\$0.00	\$881.84	4.3017	8.87%
Sewer	335	CCF	\$691.53	\$0.00	\$691.53	2.0643	6.95%
Total Cost:			\$9,947.24	\$0.00	\$9,947.24		

For MESITA
ELEMENTARY



Electricity	56.8%
Natural Gas	27.4%
Sewer	7.0%
Water	8.9%
Total:	100.0%

Filters: Cost Center Name Not Equal To DoNotReport; Billing Period Equal To 201401All Meter CodesAll Group Names

elpaso

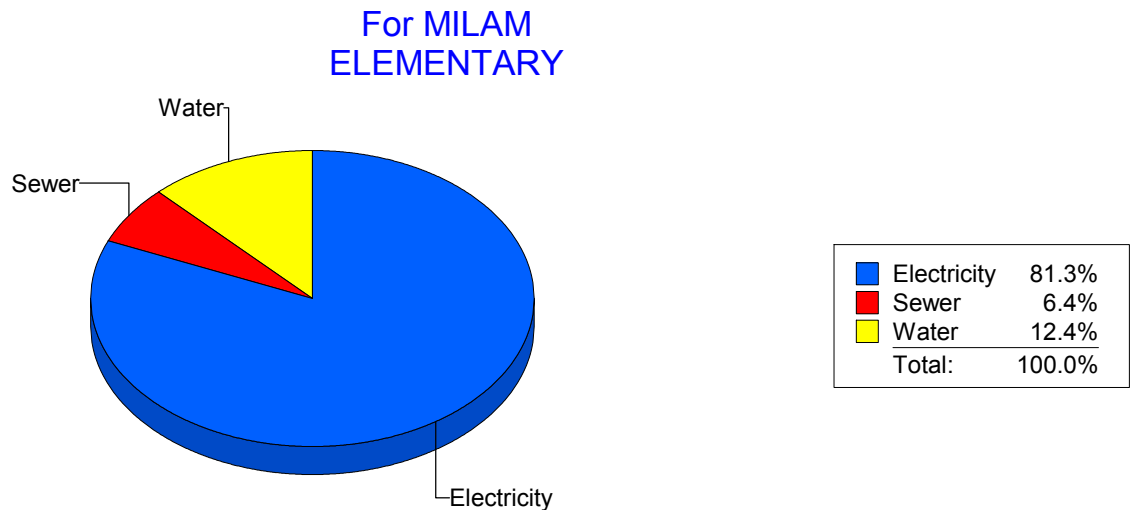
Energy CAP

Cost Avoidance Program

Cost Summary Graph

Grouped by Energy Type

Energy Type	Use	Units	Meter Cost	Special Charges	Total Cost	Avg Unit Cost	% of Total Cost
Site: MILAM ELEMENTARY - MILAM ELEMENTARY							
Electricity	21,960	KWH	\$2,855.37	\$0.00	\$2,855.37	0.1300	81.29%
Water	133	CCF	\$434.03	\$0.00	\$434.03	3.2634	12.36%
Sewer	54	CCF	\$223.35	\$0.00	\$223.35	4.1361	6.36%
Total Cost:			\$3,512.75	\$0.00	\$3,512.75		



Filters: Cost Center Name Not Equal To DoNotReport; Billing Period Equal To 201401All Meter CodesAll Group Names

elpaso

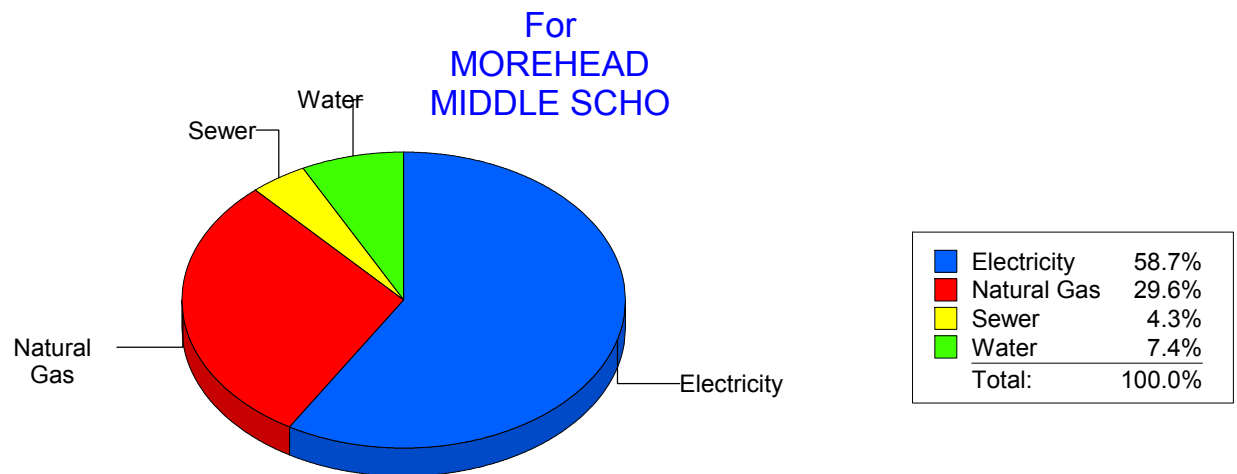
Energy CAP

Cost Avoidance Program

Cost Summary Graph

Grouped by Energy Type

Energy Type	Use	Units	Meter Cost	Special Charges	Total Cost	Avg Unit Cost	% of Total Cost
Site: MOREHEAD MIDDLE SCHO - MOREHEAD MIDDLE SCHO							
Electricity	78,275	KWH	\$7,420.28	\$0.00	\$7,420.28	0.0948	58.70%
Natural Gas	5,480	CCF	\$3,744.65	\$0.00	\$3,744.65	0.6833	29.62%
Water	576	CCF	\$933.41	\$0.00	\$933.41	1.6205	7.38%
Sewer	227	CCF	\$542.49	\$0.00	\$542.49	2.3898	4.29%
Total Cost:			\$12,640.83	\$0.00	\$12,640.83		



Filters: Cost Center Name Not Equal To DoNotReport; Billing Period Equal To 201401All Meter CodesAll Group Names

el Paso

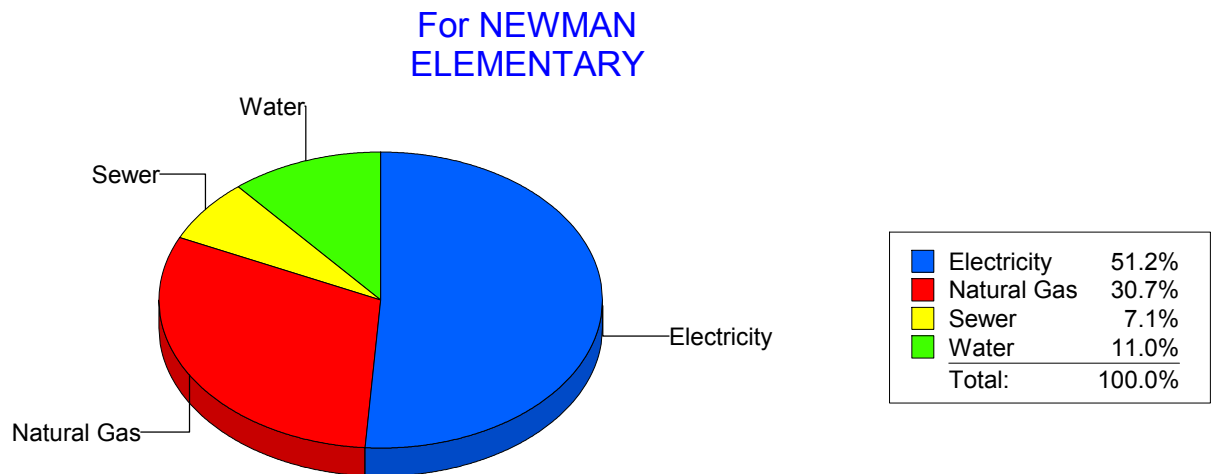
Energy CAP

Cost Avoidance Program

Cost Summary Graph

Grouped by Energy Type

Energy Type	Use	Units	Meter Cost	Special Charges	Total Cost	Avg Unit Cost	% of Total Cost
Site: NEWMAN ELEMENTARY - NEWMAN ELEMENTARY							
Electricity	21,109	KWH	\$3,146.37	\$0.00	\$3,146.37	0.1491	51.22%
Natural Gas	2,550	CCF	\$1,886.36	\$0.00	\$1,886.36	0.7397	30.71%
Water	330	CCF	\$675.49	\$0.00	\$675.49	2.0469	11.00%
Sewer	227	CCF	\$434.09	\$0.00	\$434.09	1.9123	7.07%
Total Cost:			\$6,142.31	\$0.00	\$6,142.31		



Filters: Cost Center Name Not Equal To DoNotReport; Billing Period Equal To 201401All Meter CodesAll Group Names

elpaso

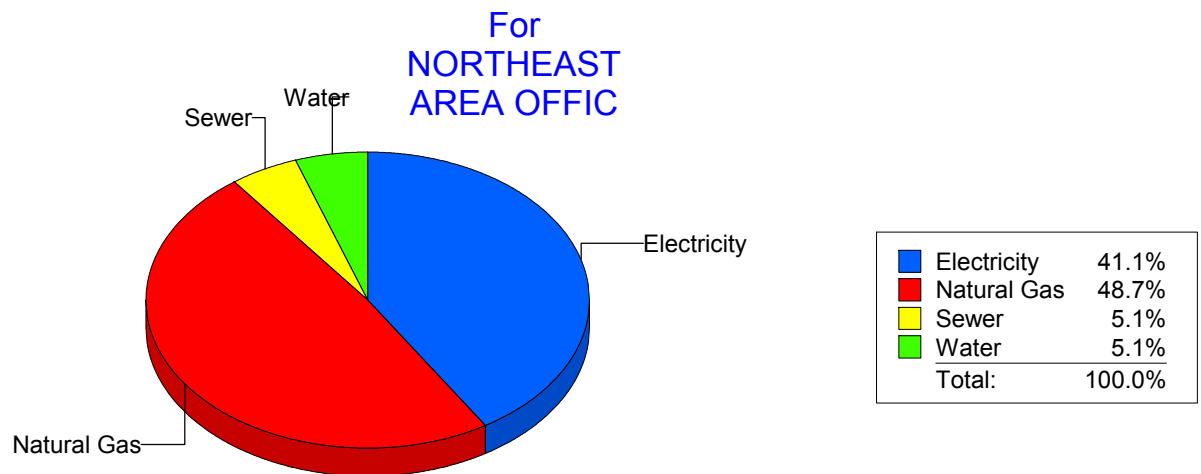
Energy CAP

Cost Avoidance Program

Cost Summary Graph

Grouped by Energy Type

Energy Type	Use	Units	Meter Cost	Special Charges	Total Cost	Avg Unit Cost	% of Total Cost
Site: NORTHEAST AREA OFFIC - NORTHEAST AREA OFFIC							
Electricity	3,880	KWH	\$444.76	\$0.00	\$444.76	0.1146	41.12%
Natural Gas	468	CCF	\$526.47	\$0.00	\$526.47	1.1249	48.67%
Water	6	CCF	\$55.64	\$0.00	\$55.64	9.2733	5.14%
Sewer	8	CCF	\$54.76	\$0.00	\$54.76	6.8450	5.06%
Total Cost:			\$1,081.63	\$0.00	\$1,081.63		



Filters: Cost Center Name Not Equal To DoNotReport; Billing Period Equal To 201401All Meter CodesAll Group Names

elpaso


Energy CAP

Cost Avoidance Program

Cost Summary Graph

Grouped by Energy Type

Energy Type	Use	Units	Meter Cost	Special Charges	Total Cost	Avg Unit Cost	% of Total Cost
Site: NORTHEAST AREA TRANS - NORTHEAST AREA TRANS							
Electricity	5,550	KWH	\$533.01	\$0.00	\$533.01	0.0960	30.78%
Natural Gas	767	CCF	\$636.85	\$0.00	\$636.85	0.8303	36.78%
Water	40	CCF	\$271.65	\$0.00	\$271.65	6.7913	15.69%
Sewer	44	CCF	\$289.95	\$0.00	\$289.95	6.5898	16.75%
Total Cost:			\$1,731.46	\$0.00	\$1,731.46		



Filters: Cost Center Name Not Equal To DoNotReport; Billing Period Equal To 201401All Meter CodesAll Group Names

elpaso

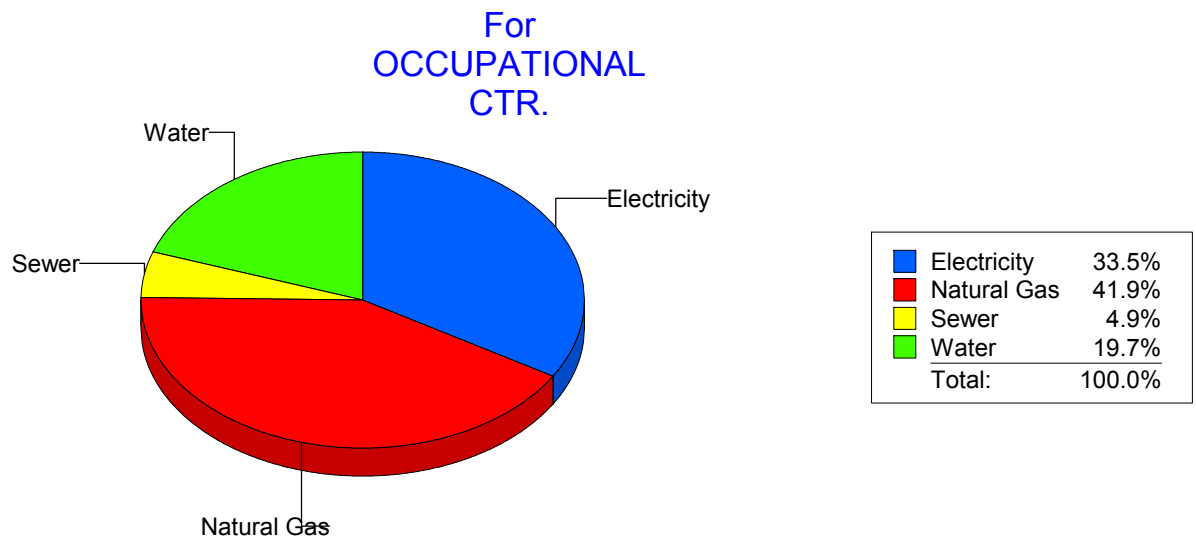
Energy CAP

Cost Avoidance Program

Cost Summary Graph

Grouped by Energy Type

Energy Type	Use	Units	Meter Cost	Special Charges	Total Cost	Avg Unit Cost	% of Total Cost
Site: OCCUPATIONAL CTR. - OCCUPATIONAL CTR.							
Electricity	3,600	KWH	\$404.65	\$0.00	\$404.65	0.1124	33.53%
Natural Gas	660	CCF	\$505.13	\$0.00	\$505.13	0.7653	41.86%
Water	34	CCF	\$237.84	\$0.00	\$237.84	6.9953	19.71%
Sewer	4	CCF	\$59.03	\$0.00	\$59.03	14.7575	4.89%
Total Cost:			\$1,206.65	\$0.00	\$1,206.65		



Filters: Cost Center Name Not Equal To DoNotReport; Billing Period Equal To 201401All Meter CodesAll Group Names

elpaso

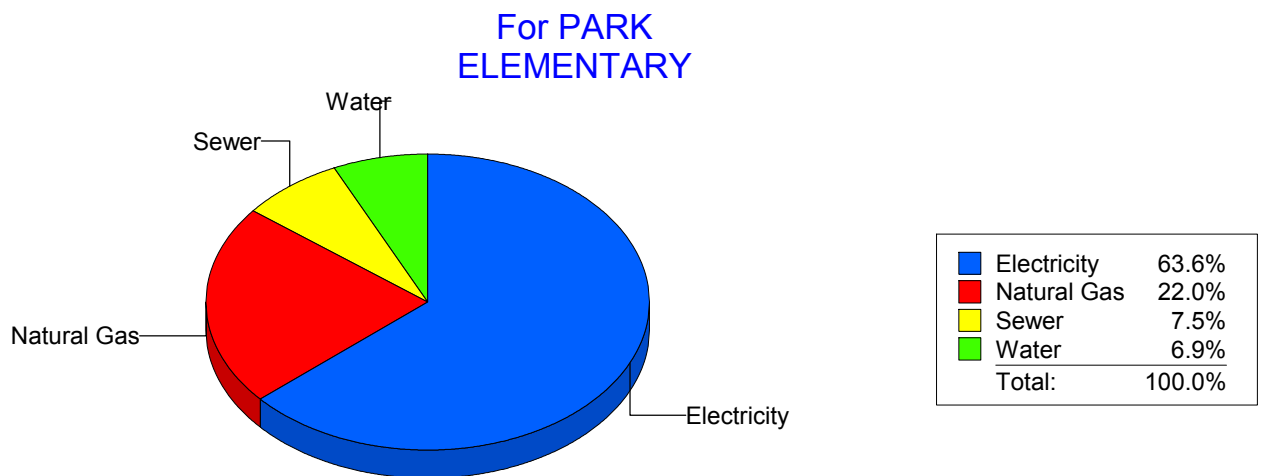
Energy CAP

Cost Avoidance Program

Cost Summary Graph

Grouped by Energy Type

Energy Type	Use	Units	Meter Cost	Special Charges	Total Cost	Avg Unit Cost	% of Total Cost
Site: PARK ELEMENTARY - PARK ELEMENTARY							
Electricity	26,416	KWH	\$3,713.96	\$0.00	\$3,713.96	0.1406	63.56%
Natural Gas	1,727	CCF	\$1,285.63	\$0.00	\$1,285.63	0.7444	22.00%
Water	144	CCF	\$405.86	\$0.00	\$405.86	2.8185	6.95%
Sewer	181	CCF	\$437.93	\$0.00	\$437.93	2.4195	7.49%
Total Cost:			\$5,843.38	\$0.00	\$5,843.38		



Filters: Cost Center Name Not Equal To DoNotReport; Billing Period Equal To 201401All Meter CodesAll Group Names

elpaso

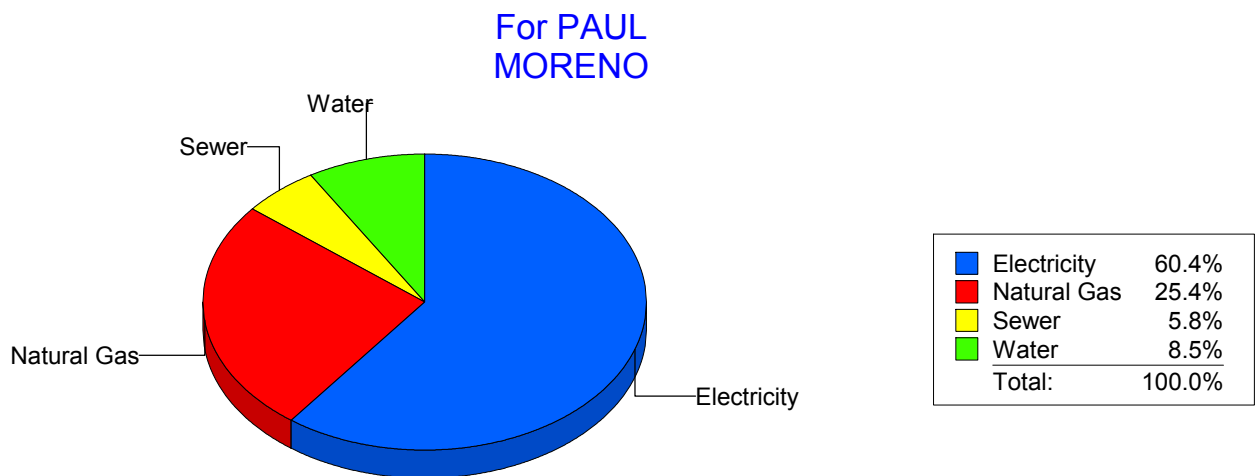
Energy CAP

Cost Avoidance Program

Cost Summary Graph

Grouped by Energy Type

Energy Type	Use	Units	Meter Cost	Special Charges	Total Cost	Avg Unit Cost	% of Total Cost
Site: PAUL MORENO - PAUL MORENO							
Electricity	32,400	KWH	\$4,060.95	\$0.00	\$4,060.95	0.1253	60.38%
Natural Gas	2,355	CCF	\$1,705.79	\$0.00	\$1,705.79	0.7243	25.36%
Water	124	CCF	\$571.97	\$0.00	\$571.97	4.6127	8.50%
Sewer	134	CCF	\$387.26	\$0.00	\$387.26	2.8900	5.76%
Total Cost:			\$6,725.97	\$0.00	\$6,725.97		



Filters: Cost Center Name Not Equal To DoNotReport; Billing Period Equal To 201401All Meter CodesAll Group Names

elpaso

Energy CAP

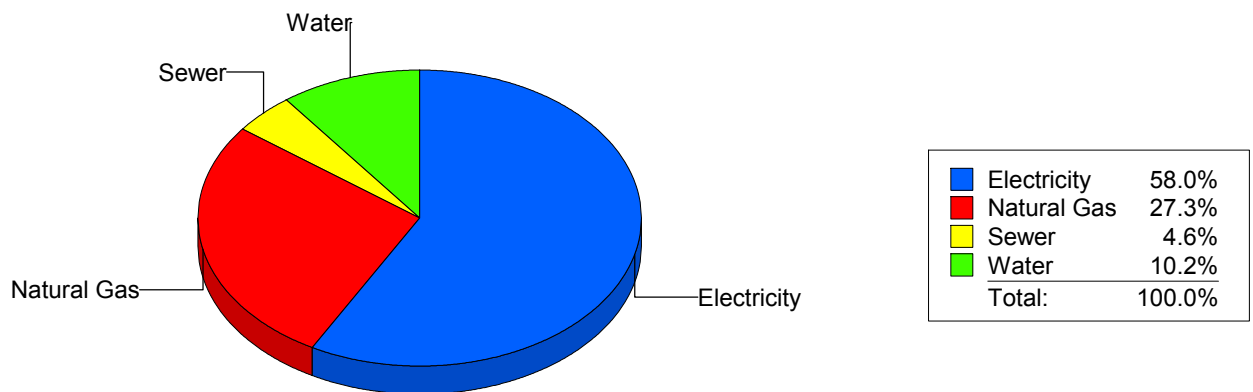
Cost Avoidance Program

Cost Summary Graph

Grouped by Energy Type

Energy Type	Use	Units	Meter Cost	Special Charges	Total Cost	Avg Unit Cost	% of Total Cost
Site: POLK ELEMENTARY - POLK ELEMENTARY							
Electricity	28,700	KWH	\$3,497.70	\$0.00	\$3,497.70	0.1219	57.97%
Natural Gas	2,259	CCF	\$1,646.30	\$0.00	\$1,646.30	0.7288	27.28%
Water	219	CCF	\$612.71	\$0.00	\$612.71	2.7978	10.15%
Sewer	93	CCF	\$277.17	\$0.00	\$277.17	2.9803	4.59%
Total Cost:			\$6,033.88	\$0.00	\$6,033.88		

For POLK
ELEMENTARY



Filters: Cost Center Name Not Equal To DoNotReport; Billing Period Equal To 201401All Meter CodesAll Group Names

elpaso

Energy CAP

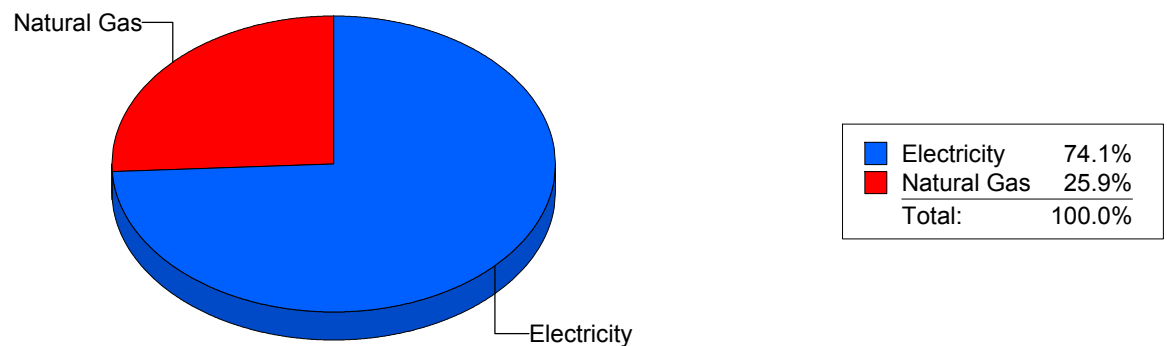
Cost Avoidance Program

Cost Summary Graph

Grouped by Energy Type

Energy Type	Use	Units	Meter Cost	Special Charges	Total Cost	Avg Unit Cost	% of Total Cost
Site: POWELL - POWELL							
Electricity	33,600	KWH	\$3,812.98	\$0.00	\$3,812.98	0.1135	74.15%
Natural Gas	1,877	CCF	\$1,329.48	\$0.00	\$1,329.48	0.7083	25.85%
Total Cost:			\$5,142.46	\$0.00	\$5,142.46		

For POWELL



Filters: Cost Center Name Not Equal To DoNotReport; Billing Period Equal To 201401All Meter CodesAll Group Names

elpaso

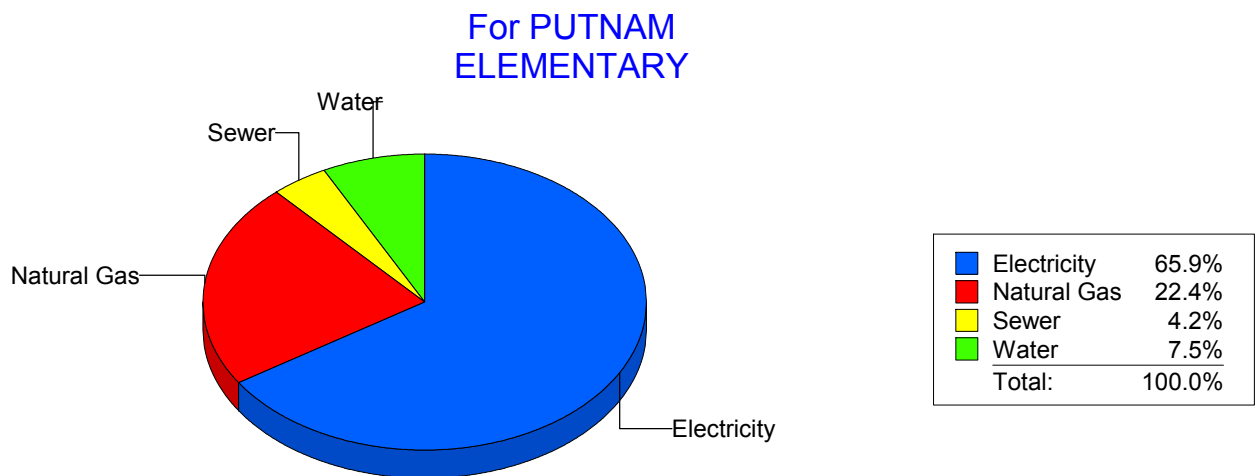
Energy CAP

Cost Avoidance Program

Cost Summary Graph

Grouped by Energy Type

Energy Type	Use	Units	Meter Cost	Special Charges	Total Cost	Avg Unit Cost	% of Total Cost
Site: PUTNAM ELEMENTARY - PUTNAM ELEMENTARY							
Electricity	31,685	KWH	\$3,690.95	\$0.00	\$3,690.95	0.1165	65.90%
Natural Gas	1,688	CCF	\$1,252.30	\$0.00	\$1,252.30	0.7419	22.36%
Water	165	CCF	\$420.47	\$0.00	\$420.47	2.5483	7.51%
Sewer	115	CCF	\$237.35	\$0.00	\$237.35	2.0639	4.24%
Total Cost:			\$5,601.07	\$0.00	\$5,601.07		



Filters: Cost Center Name Not Equal To DoNotReport; Billing Period Equal To 201401All Meter CodesAll Group Names

elpaso

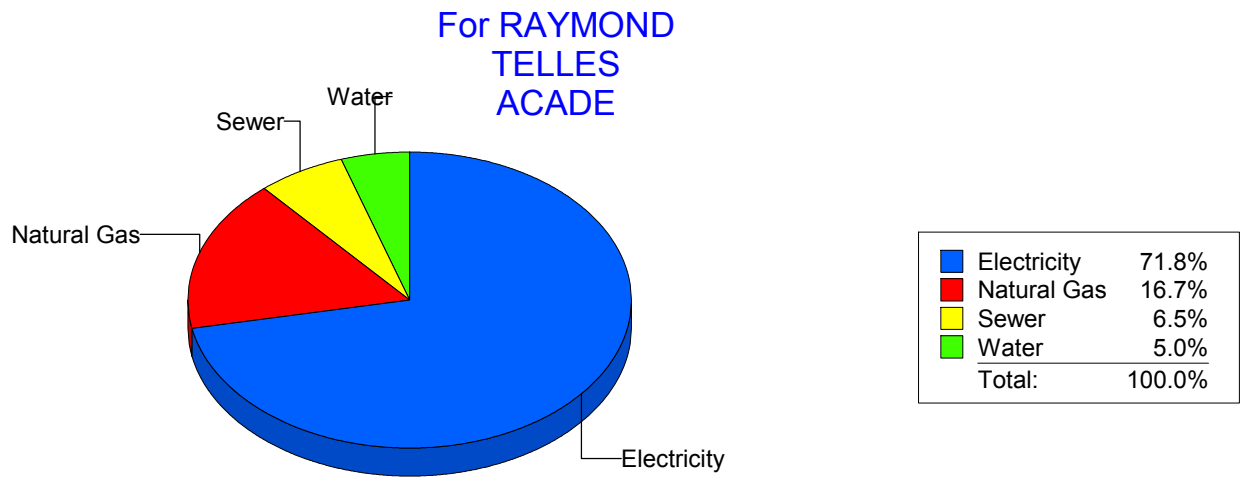
Energy CAP

Cost Avoidance Program

Cost Summary Graph

Grouped by Energy Type

Energy Type	Use	Units	Meter Cost	Special Charges	Total Cost	Avg Unit Cost	% of Total Cost
Site: RAYMOND TELLES ACADE - RAYMOND TELLES ACADE							
Electricity	27,000	KWH	\$3,592.42	\$0.00	\$3,592.42	0.1331	71.84%
Natural Gas	1,146	CCF	\$834.33	\$0.00	\$834.33	0.7280	16.68%
Water	59	CCF	\$251.03	\$0.00	\$251.03	4.2547	5.02%
Sewer	126	CCF	\$322.71	\$0.00	\$322.71	2.5612	6.45%
Total Cost:			\$5,000.49	\$0.00	\$5,000.49		



Filters: Cost Center Name Not Equal To DoNotReport; Billing Period Equal To 201401All Meter CodesAll Group Names

elpaso

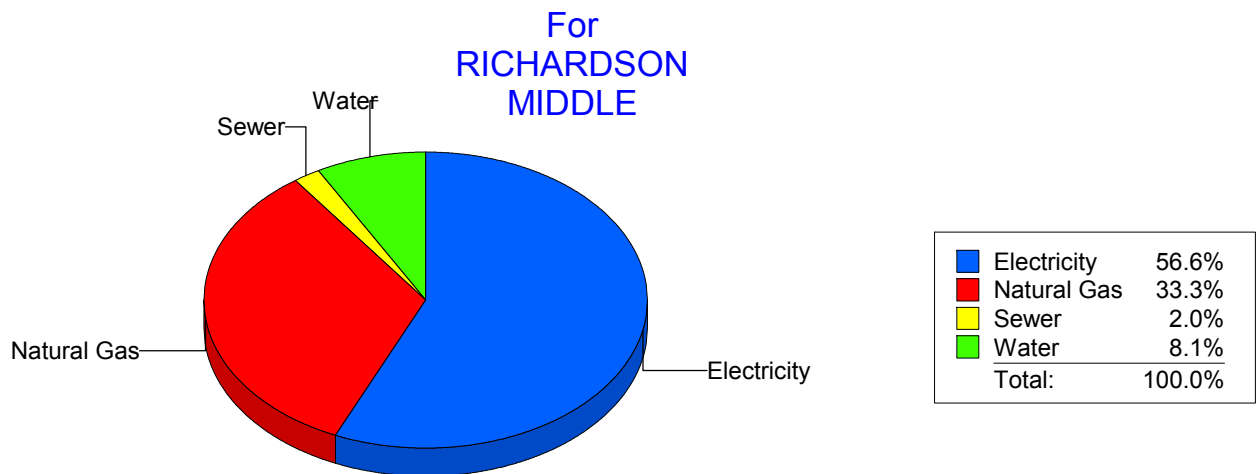
Energy CAP

Cost Avoidance Program

Cost Summary Graph

Grouped by Energy Type

Energy Type	Use	Units	Meter Cost	Special Charges	Total Cost	Avg Unit Cost	% of Total Cost
Site: RICHARDSON MIDDLE - RICHARDSON MIDDLE							
Electricity	74,100	KWH	\$7,797.81	\$0.00	\$7,797.81	0.1052	56.60%
Natural Gas	6,741	CCF	\$4,585.92	\$0.00	\$4,585.92	0.6803	33.29%
Water	262	CCF	\$1,115.72	\$0.00	\$1,115.72	4.2585	8.10%
Sewer	93	CCF	\$277.17	\$0.00	\$277.17	2.9803	2.01%
Total Cost:			\$13,776.62	\$0.00	\$13,776.62		



Filters: Cost Center Name Not Equal To DoNotReport; Billing Period Equal To 201401All Meter CodesAll Group Names

elpaso

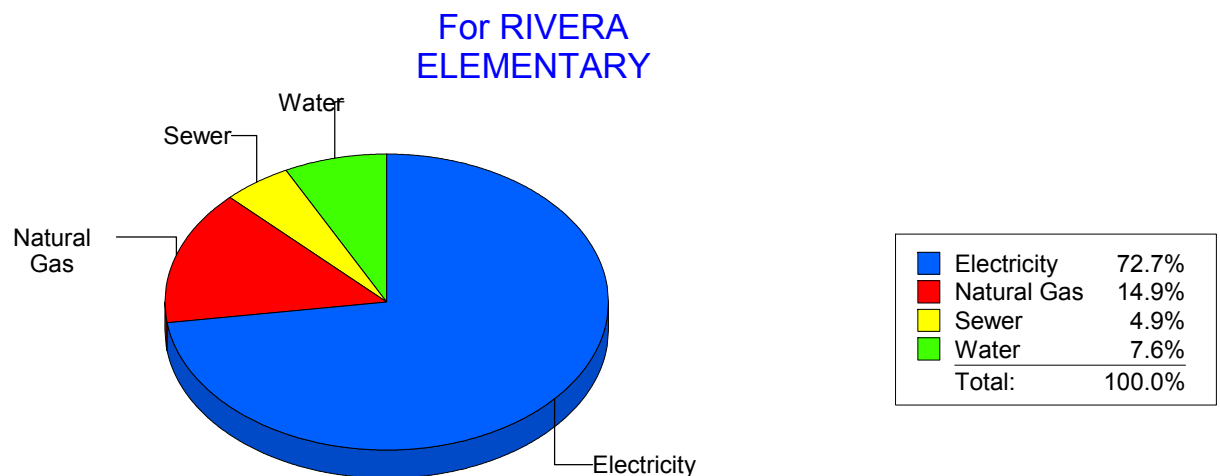
Energy CAP

Cost Avoidance Program

Cost Summary Graph

Grouped by Energy Type

Energy Type	Use	Units	Meter Cost	Special Charges	Total Cost	Avg Unit Cost	% of Total Cost
Site: RIVERA ELEMENTARY - RIVERA ELEMENTARY							
Electricity	51,960	KWH	\$5,488.02	\$0.00	\$5,488.02	0.1056	72.69%
Natural Gas	1,574	CCF	\$1,124.22	\$0.00	\$1,124.22	0.7142	14.89%
Water	183	CCF	\$571.28	\$0.00	\$571.28	3.1217	7.57%
Sewer	158	CCF	\$366.87	\$0.00	\$366.87	2.3220	4.86%
Total Cost:			\$7,550.39	\$0.00	\$7,550.39		



Filters: Cost Center Name Not Equal To DoNotReport; Billing Period Equal To 201401All Meter CodesAll Group Names

elpaso

Energy CAP

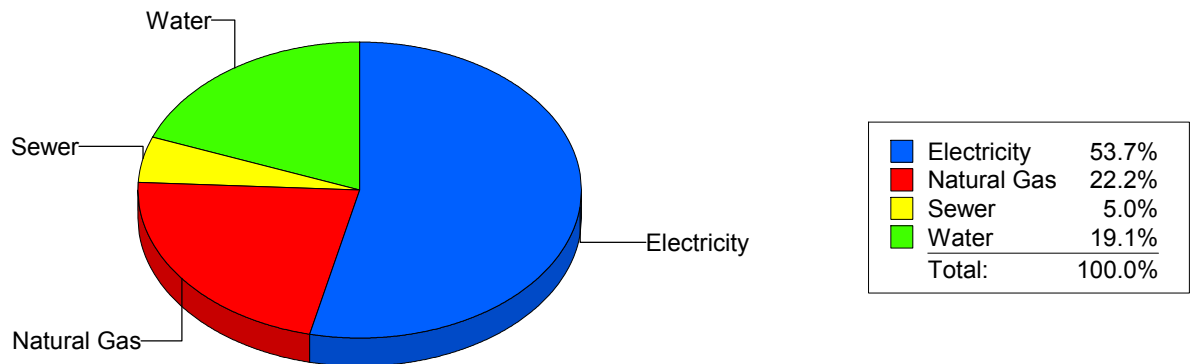
Cost Avoidance Program

Cost Summary Graph

Grouped by Energy Type

Energy Type	Use	Units	Meter Cost	Special Charges	Total Cost	Avg Unit Cost	% of Total Cost
Site: ROBERTS ELEMENTARY - ROBERTS ELEMENTARY							
Electricity	33,422	KWH	\$3,709.73	\$0.00	\$3,709.73	0.1110	53.75%
Natural Gas	2,087	CCF	\$1,529.79	\$0.00	\$1,529.79	0.7330	22.16%
Water	230	CCF	\$1,316.57	\$0.00	\$1,316.57	5.7242	19.07%
Sewer	182	CCF	\$346.06	\$0.00	\$346.06	1.9014	5.01%
Total Cost:			\$6,902.15	\$0.00	\$6,902.15		

For ROBERTS
ELEMENTARY



Filters: Cost Center Name Not Equal To DoNotReport; Billing Period Equal To 201401All Meter CodesAll Group Names

elpaso

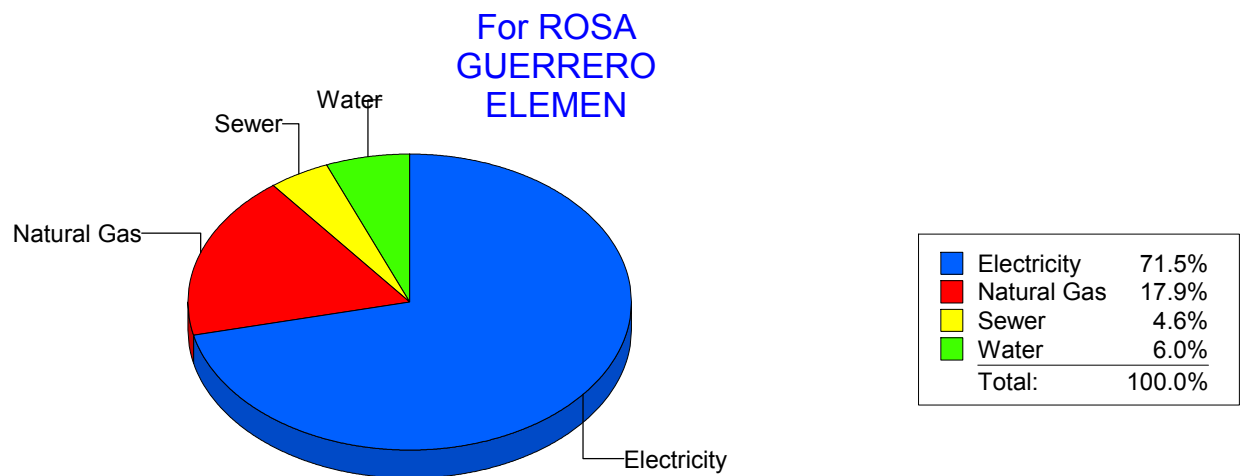
Energy CAP

Cost Avoidance Program

Cost Summary Graph

Grouped by Energy Type

Energy Type	Use	Units	Meter Cost	Special Charges	Total Cost	Avg Unit Cost	% of Total Cost
Site: ROSA GUERRERO ELEMEN - ROSA GUERRERO ELEMEN							
Electricity	44,720	KWH	\$5,862.55	\$0.00	\$5,862.55	0.1311	71.48%
Natural Gas	2,000	CCF	\$1,467.33	\$0.00	\$1,467.33	0.7337	17.89%
Water	243	CCF	\$495.85	\$0.00	\$495.85	2.0405	6.05%
Sewer	116	CCF	\$376.23	\$0.00	\$376.23	3.2434	4.59%
Total Cost:			\$8,201.96	\$0.00	\$8,201.96		



Filters: Cost Center Name Not Equal To DoNotReport; Billing Period Equal To 201401All Meter CodesAll Group Names

elpaso

Energy CAP

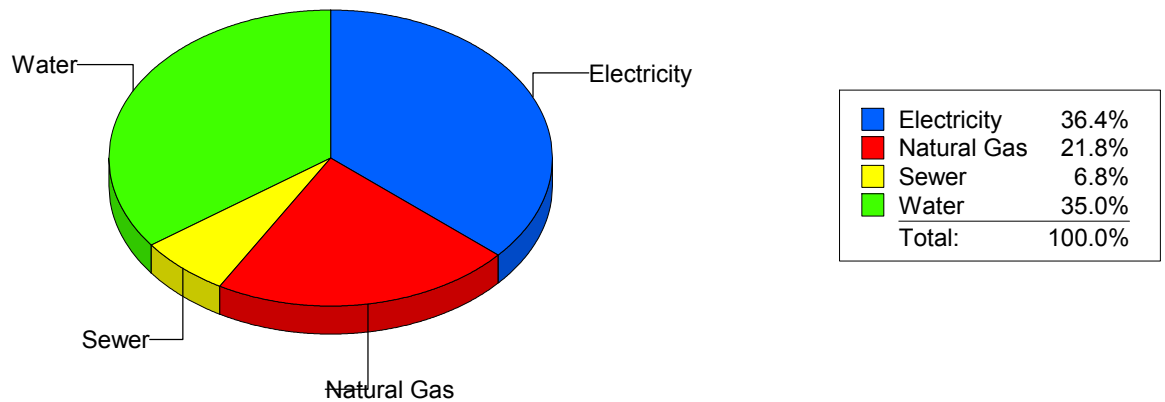
Cost Avoidance Program

Cost Summary Graph

Grouped by Energy Type

Energy Type	Use	Units	Meter Cost	Special Charges	Total Cost	Avg Unit Cost	% of Total Cost
Site: ROSS MIDDLE SCHOOL - ROSS MIDDLE SCHOOL							
Electricity	47,540	KWH	\$5,714.61	\$0.00	\$5,714.61	0.1202	36.43%
Natural Gas	4,993	CCF	\$3,419.75	\$0.00	\$3,419.75	0.6849	21.80%
Water	2,015	CCF	\$5,488.36	\$0.00	\$5,488.36	2.7238	34.99%
Sewer	662	CCF	\$1,062.39	\$0.00	\$1,062.39	1.6048	6.77%
Total Cost:			\$15,685.11	\$0.00	\$15,685.11		

For ROSS
MIDDLE
SCHOOL



Filters: Cost Center Name Not Equal To DoNotReport; Billing Period Equal To 201401All Meter CodesAll Group Names

elpaso

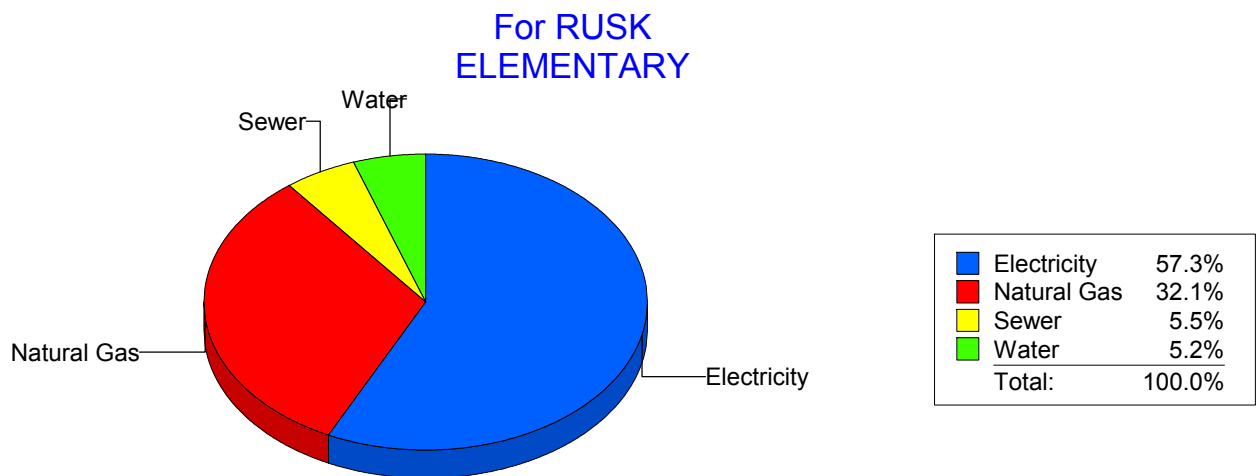
Energy CAP

Cost Avoidance Program

Cost Summary Graph

Grouped by Energy Type

Energy Type	Use	Units	Meter Cost	Special Charges	Total Cost	Avg Unit Cost	% of Total Cost
Site: RUSK ELEMENTARY - RUSK ELEMENTARY							
Electricity	21,551	KWH	\$2,768.91	\$0.00	\$2,768.91	0.1285	57.25%
Natural Gas	2,046	CCF	\$1,551.75	\$0.00	\$1,551.75	0.7584	32.09%
Water	66	CCF	\$249.99	\$0.00	\$249.99	3.7877	5.17%
Sewer	87	CCF	\$265.63	\$0.00	\$265.63	3.0532	5.49%
Total Cost:			\$4,836.28	\$0.00	\$4,836.28		



Filters: Cost Center Name Not Equal To DoNotReport; Billing Period Equal To 201401All Meter CodesAll Group Names

elpaso

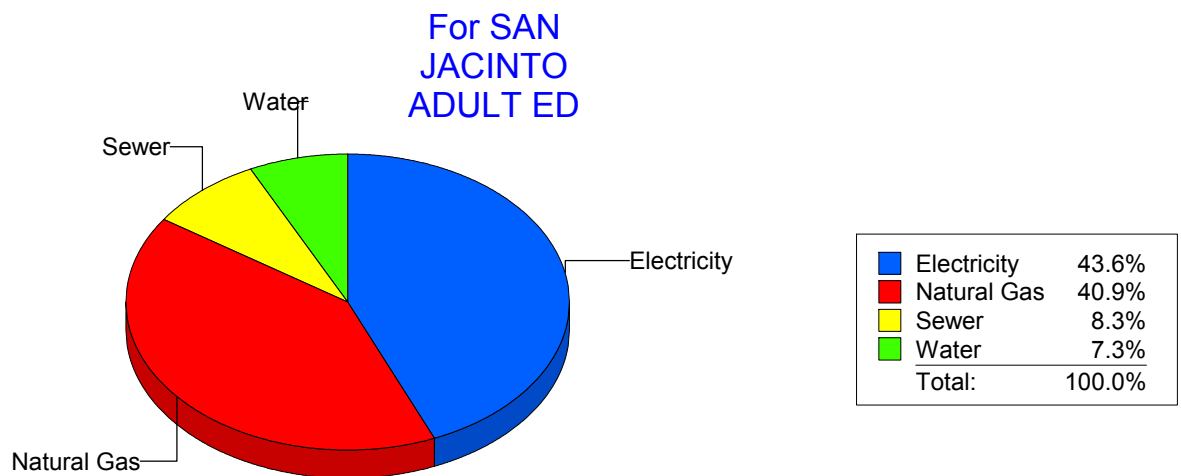
Energy CAP

Cost Avoidance Program

Cost Summary Graph

Grouped by Energy Type

Energy Type	Use	Units	Meter Cost	Special Charges	Total Cost	Avg Unit Cost	% of Total Cost
Site: SAN JACINTO ADULT ED - SAN JACINTO ADULT ED							
Electricity	4,300	KWH	\$593.98	\$0.00	\$593.98	0.1381	43.56%
Natural Gas	738	CCF	\$557.93	\$0.00	\$557.93	0.7560	40.91%
Water	20	CCF	\$98.93	\$0.00	\$98.93	4.9465	7.25%
Sewer	33	CCF	\$112.86	\$0.00	\$112.86	3.4200	8.28%
Total Cost:			\$1,363.70	\$0.00	\$1,363.70		



Filters: Cost Center Name Not Equal To DoNotReport; Billing Period Equal To 201401All Meter CodesAll Group Names

elpaso

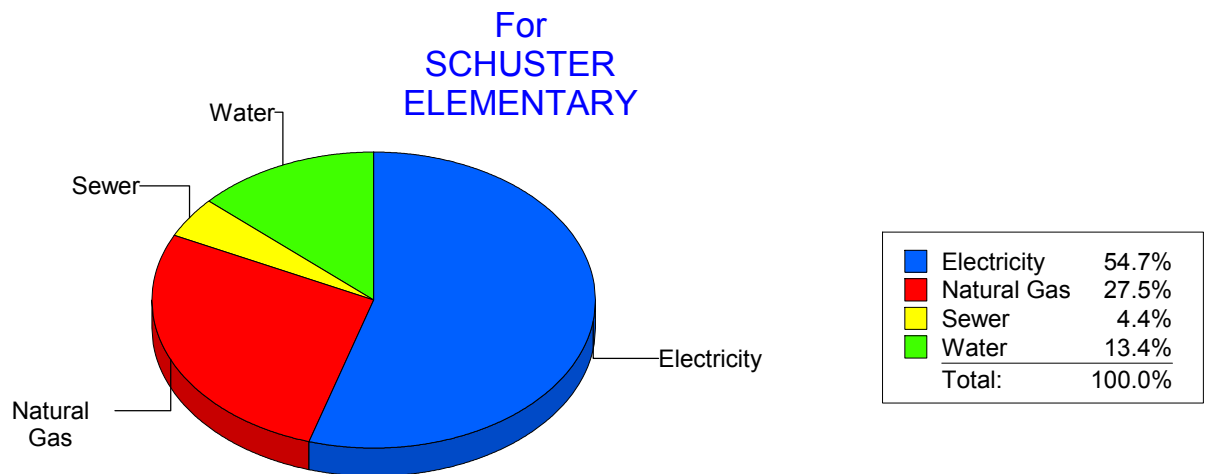
Energy CAP

Cost Avoidance Program

Cost Summary Graph

Grouped by Energy Type

Energy Type	Use	Units	Meter Cost	Special Charges	Total Cost	Avg Unit Cost	% of Total Cost
Site: SCHUSTER ELEMENTARY - SCHUSTER ELEMENTARY							
Electricity	20,861	KWH	\$2,253.55	\$0.00	\$2,253.55	0.1080	54.69%
Natural Gas	1,587	CCF	\$1,133.04	\$0.00	\$1,133.04	0.7140	27.50%
Water	211	CCF	\$553.77	\$0.00	\$553.77	2.6245	13.44%
Sewer	82	CCF	\$180.48	\$0.00	\$180.48	2.2010	4.38%
Total Cost:			\$4,120.84	\$0.00	\$4,120.84		



Filters: Cost Center Name Not Equal To DoNotReport; Billing Period Equal To 201401All Meter CodesAll Group Names

elpaso

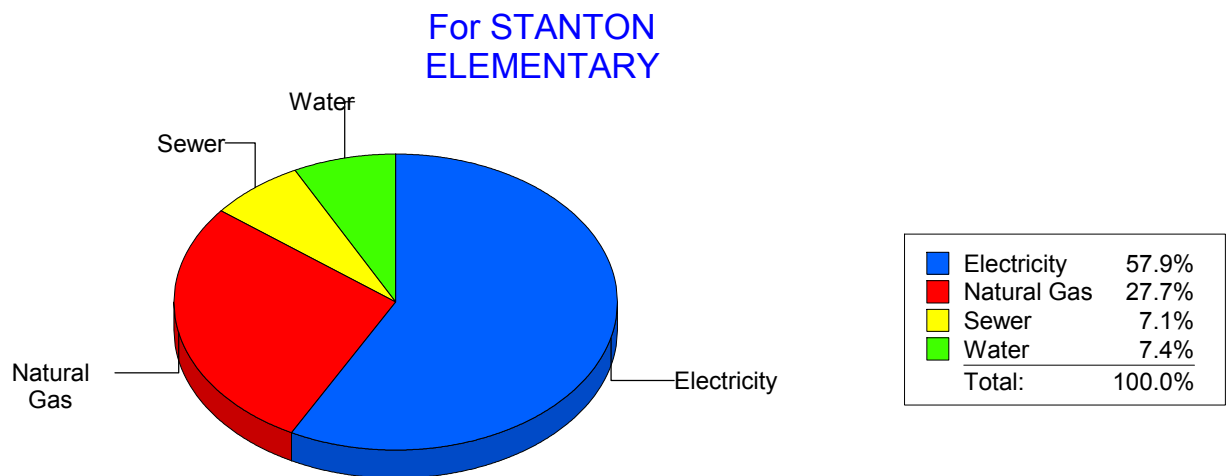
Energy CAP

Cost Avoidance Program

Cost Summary Graph

Grouped by Energy Type

Energy Type	Use	Units	Meter Cost	Special Charges	Total Cost	Avg Unit Cost	% of Total Cost
Site: STANTON ELEMENTARY - STANTON ELEMENTARY							
Electricity	23,641	KWH	\$3,276.76	\$0.00	\$3,276.76	0.1386	57.85%
Natural Gas	2,145	CCF	\$1,567.21	\$0.00	\$1,567.21	0.7306	27.67%
Water	196	CCF	\$419.25	\$0.00	\$419.25	2.1390	7.40%
Sewer	203	CCF	\$400.97	\$0.00	\$400.97	1.9752	7.08%
Total Cost:			\$5,664.19	\$0.00	\$5,664.19		



Filters: Cost Center Name Not Equal To DoNotReport; Billing Period Equal To 201401All Meter CodesAll Group Names

elpaso

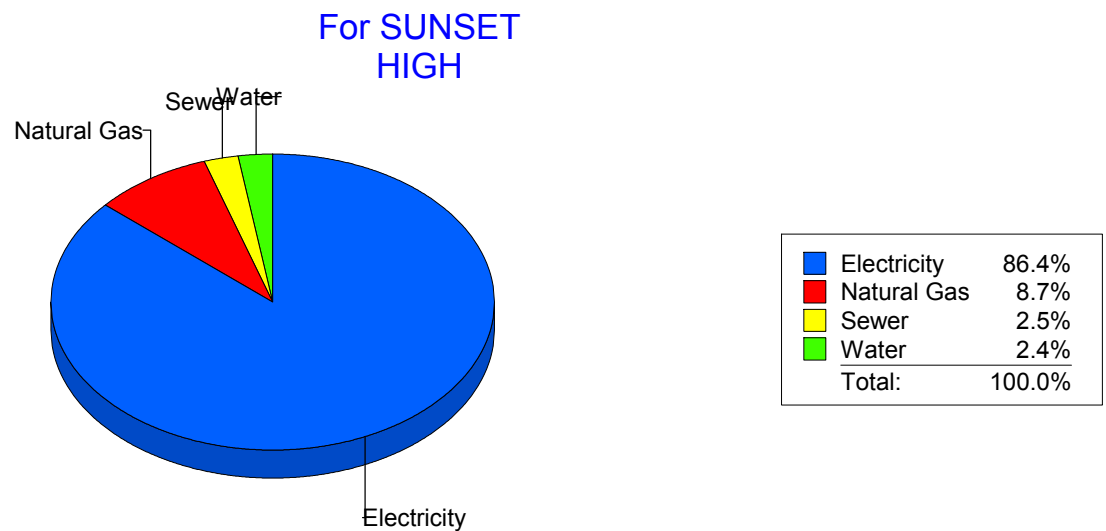
Energy CAP

Cost Avoidance Program

Cost Summary Graph

Grouped by Energy Type

Energy Type	Use	Units	Meter Cost	Special Charges	Total Cost	Avg Unit Cost	% of Total Cost
Site: SUNSET HIGH - SUNSET HIGH							
Electricity	22,680	KWH	\$3,104.18	\$0.00	\$3,104.18	0.1369	86.36%
Natural Gas	380	CCF	\$313.03	\$0.00	\$313.03	0.8238	8.71%
Water	12	CCF	\$86.45	\$0.00	\$86.45	7.2042	2.41%
Sewer	17	CCF	\$90.78	\$0.00	\$90.78	5.3400	2.53%
Total Cost:			\$3,594.44	\$0.00	\$3,594.44		



Filters: Cost Center Name Not Equal To DoNotReport; Billing Period Equal To 201401All Meter CodesAll Group Names

elpaso

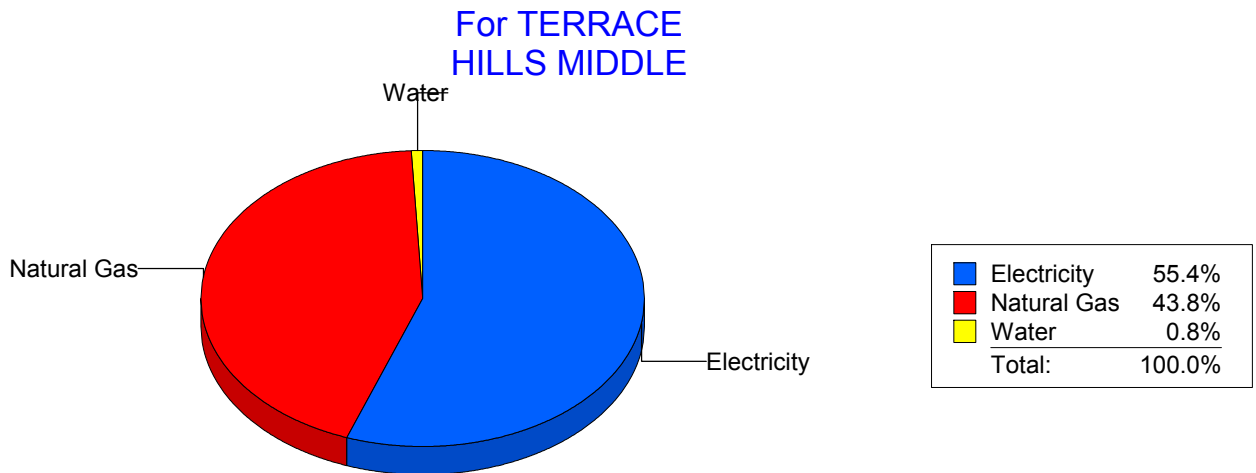
Energy CAP

Cost Avoidance Program

Cost Summary Graph

Grouped by Energy Type

Energy Type	Use	Units	Meter Cost	Special Charges	Total Cost	Avg Unit Cost	% of Total Cost
Site: TERRACE HILLS MIDDLE - TERRACE HILLS MIDDLE							
Electricity	23,250	KWH	\$2,769.93	\$0.00	\$2,769.93	0.1191	55.42%
Natural Gas	3,060	CCF	\$2,188.73	\$0.00	\$2,188.73	0.7153	43.79%
Water	0	CCF	\$39.32	\$0.00	\$39.32	0.0000	0.79%
Total Cost:			\$4,997.98	\$0.00	\$4,997.98		



Filters: Cost Center Name Not Equal To DoNotReport; Billing Period Equal To 201401All Meter CodesAll Group Names

elpaso

Energy CAP

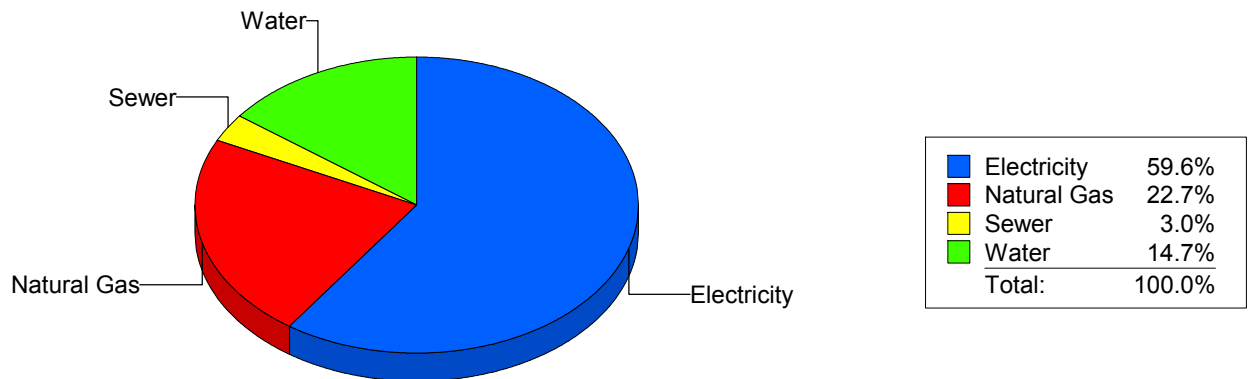
Cost Avoidance Program

Cost Summary Graph

Grouped by Energy Type

Energy Type	Use	Units	Meter Cost	Special Charges	Total Cost	Avg Unit Cost	% of Total Cost
Site: TIPPIN - TIPPIN ELEMENTARY							
Electricity	59,880	KWH	\$6,406.70	\$0.00	\$6,406.70	0.1070	59.60%
Natural Gas	3,526	CCF	\$2,441.03	\$0.00	\$2,441.03	0.6923	22.71%
Water	292	CCF	\$1,581.82	\$0.00	\$1,581.82	5.4172	14.72%
Sewer	124	CCF	\$319.95	\$0.00	\$319.95	2.5802	2.98%
Total Cost:			\$10,749.50	\$0.00	\$10,749.50		

For TIPPIN
ELEMENTARY



Filters: Cost Center Name Not Equal To DoNotReport; Billing Period Equal To 201401All Meter CodesAll Group Names

elpaso

Energy CAP

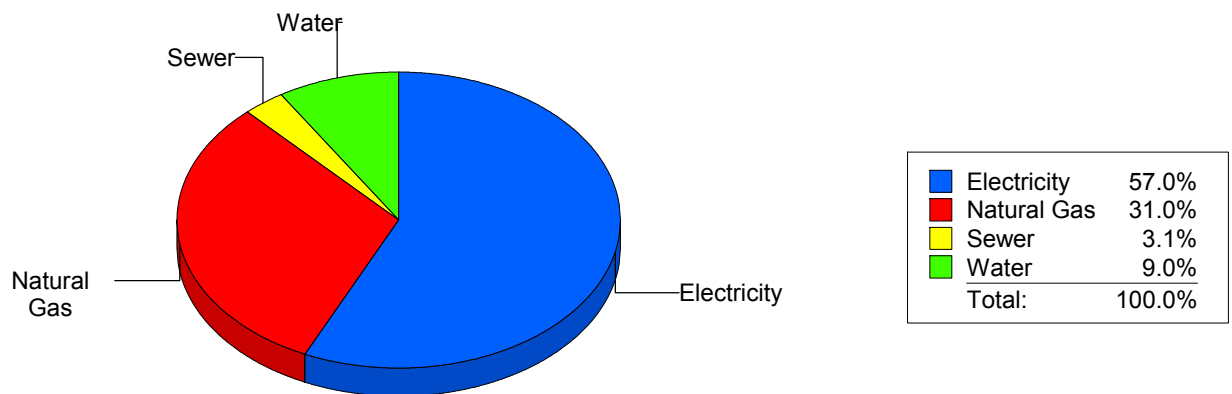
Cost Avoidance Program

Cost Summary Graph

Grouped by Energy Type

Energy Type	Use	Units	Meter Cost	Special Charges	Total Cost	Avg Unit Cost	% of Total Cost
Site: TOMLEA - TOM LEA							
Electricity	44,640	KWH	\$4,730.38	\$0.00	\$4,730.38	0.1060	56.97%
Natural Gas	3,726	CCF	\$2,574.49	\$0.00	\$2,574.49	0.6910	31.00%
Water	180	CCF	\$744.96	\$0.00	\$744.96	4.1387	8.97%
Sewer	76	CCF	\$253.71	\$0.00	\$253.71	3.3383	3.06%
Total Cost:			\$8,303.54	\$0.00	\$8,303.54		

For TOM LEA



Filters: Cost Center Name Not Equal To DoNotReport; Billing Period Equal To 201401All Meter CodesAll Group Names

el Paso

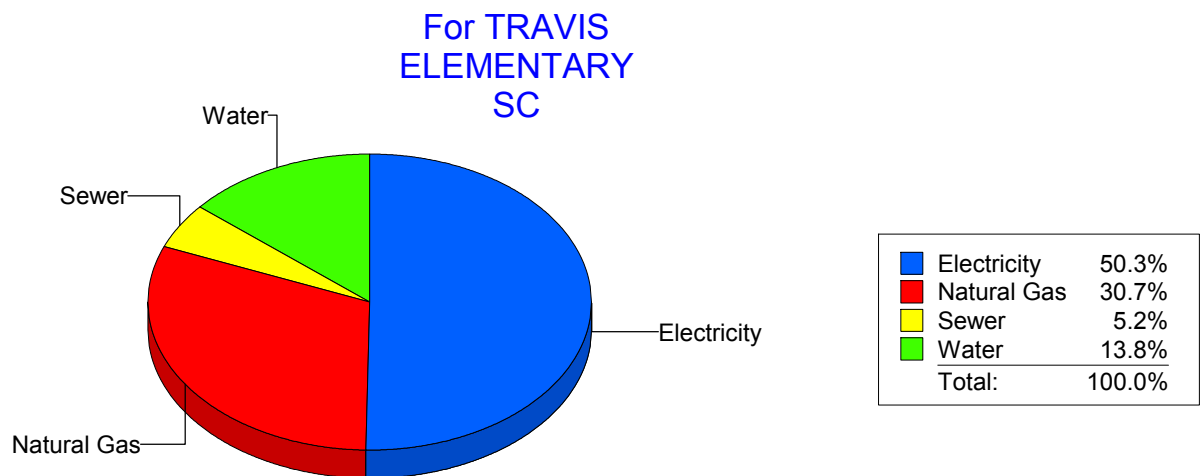
Energy CAP

Cost Avoidance Program

Cost Summary Graph

Grouped by Energy Type

Energy Type	Use	Units	Meter Cost	Special Charges	Total Cost	Avg Unit Cost	% of Total Cost
Site: TRAVIS ELEMENTARY SC - TRAVIS ELEMENTARY SC							
Electricity	18,723	KWH	\$2,279.87	\$0.00	\$2,279.87	0.1218	50.27%
Natural Gas	1,885	CCF	\$1,394.41	\$0.00	\$1,394.41	0.7397	30.75%
Water	138	CCF	\$623.89	\$0.00	\$623.89	4.5209	13.76%
Sewer	84	CCF	\$236.75	\$0.00	\$236.75	2.8185	5.22%
Total Cost:			\$4,534.92	\$0.00	\$4,534.92		



Filters: Cost Center Name Not Equal To DoNotReport; Billing Period Equal To 201401All Meter CodesAll Group Names

elpaso

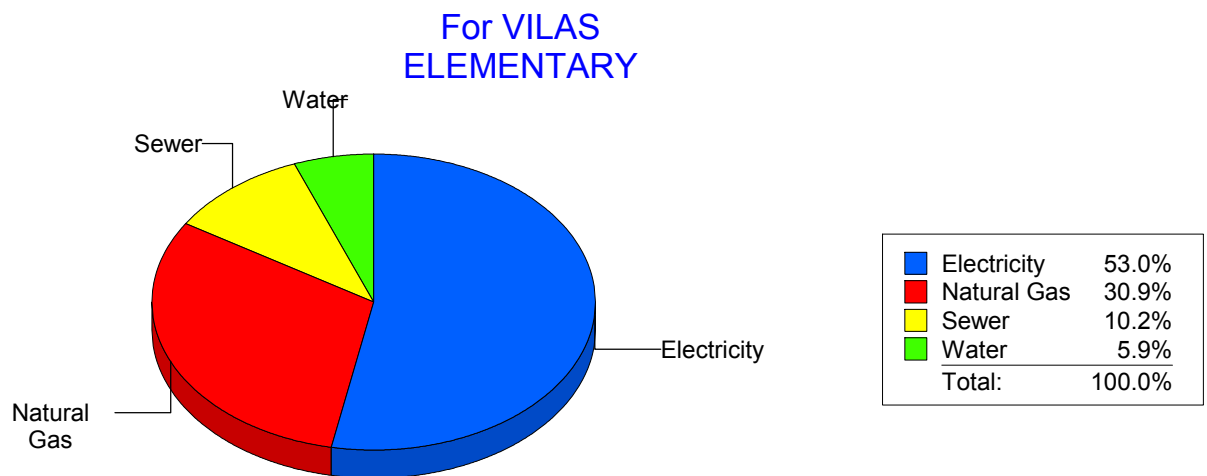
Energy CAP

Cost Avoidance Program

Cost Summary Graph

Grouped by Energy Type

Energy Type	Use	Units	Meter Cost	Special Charges	Total Cost	Avg Unit Cost	% of Total Cost
Site: VILAS ELEMENTARY - VILAS ELEMENTARY							
Electricity	24,640	KWH	\$3,701.48	\$0.00	\$3,701.48	0.1502	52.99%
Natural Gas	2,930	CCF	\$2,157.68	\$0.00	\$2,157.68	0.7364	30.89%
Water	90	CCF	\$411.32	\$0.00	\$411.32	4.5702	5.89%
Sewer	323	CCF	\$715.02	\$0.00	\$715.02	2.2137	10.24%
Total Cost:			\$6,985.50	\$0.00	\$6,985.50		



Filters: Cost Center Name Not Equal To DoNotReport; Billing Period Equal To 201401All Meter CodesAll Group Names

elpaso

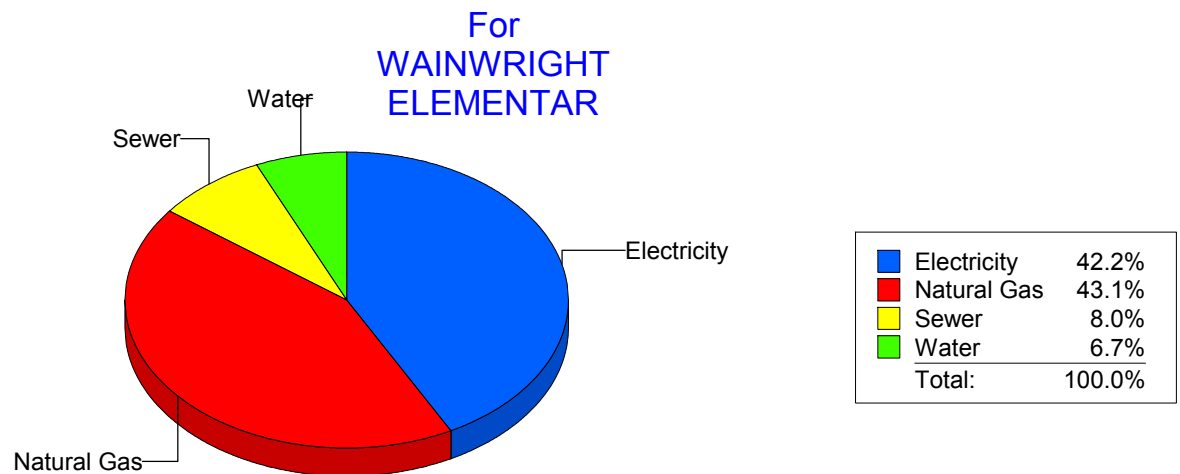
Energy CAP

Cost Avoidance Program

Cost Summary Graph

Grouped by Energy Type

Energy Type	Use	Units	Meter Cost	Special Charges	Total Cost	Avg Unit Cost	% of Total Cost
Site: WAINWRIGHT ELEMENTAR - WAINWRIGHT ELEMENTAR							
Electricity	8,493	KWH	\$1,122.58	\$0.00	\$1,122.58	0.1322	42.23%
Natural Gas	1,521	CCF	\$1,146.43	\$0.00	\$1,146.43	0.7537	43.12%
Water	27	CCF	\$177.58	\$0.00	\$177.58	6.5770	6.68%
Sewer	56	CCF	\$211.92	\$0.00	\$211.92	3.7843	7.97%
Total Cost:			\$2,658.51	\$0.00	\$2,658.51		



Filters: Cost Center Name Not Equal To DoNotReport; Billing Period Equal To 201401All Meter CodesAll Group Names

elpaso

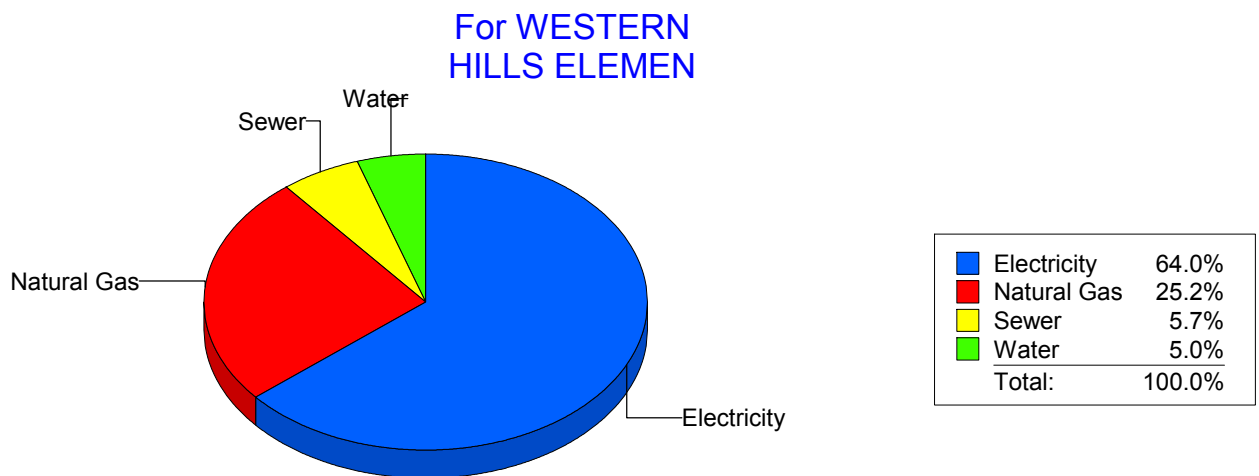
Energy CAP

Cost Avoidance Program

Cost Summary Graph

Grouped by Energy Type

Energy Type	Use	Units	Meter Cost	Special Charges	Total Cost	Avg Unit Cost	% of Total Cost
Site: WESTERN HILLS ELEMEN - WESTERN HILLS ELEMEN							
Electricity	31,680	KWH	\$3,856.03	\$0.00	\$3,856.03	0.1217	64.02%
Natural Gas	2,156	CCF	\$1,518.46	\$0.00	\$1,518.46	0.7043	25.21%
Water	50	CCF	\$303.71	\$0.00	\$303.71	6.0742	5.04%
Sewer	84	CCF	\$345.15	\$0.00	\$345.15	4.1089	5.73%
Total Cost:			\$6,023.35	\$0.00	\$6,023.35		



Filters: Cost Center Name Not Equal To DoNotReport; Billing Period Equal To 201401All Meter CodesAll Group Names

elpaso

Energy CAP

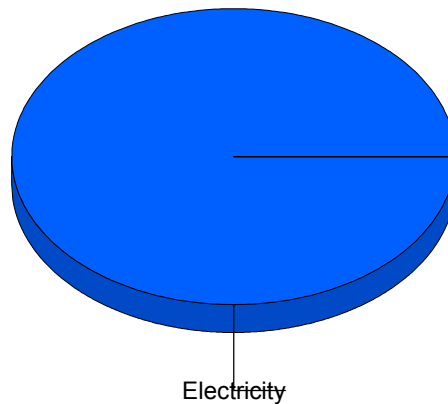
Cost Avoidance Program

Cost Summary Graph

Grouped by Energy Type

Energy Type	Use	Units	Meter Cost	Special Charges	Total Cost	Avg Unit Cost	% of Total Cost
Site: WESTSIDE TRANSPORTAT - WESTSIDE TRANSPORTAT							
Electricity	2,423	KWH	\$292.67	\$0.00	\$292.67	0.1208	100.00%
Total Cost:			\$292.67	\$0.00	\$292.67		

For WESTSIDE
TRANSPORTAT



■ Electricity	100.0%
Total:	100.0%

Filters: Cost Center Name Not Equal To DoNotReport; Billing Period Equal To 201401All Meter CodesAll Group Names

elpaso

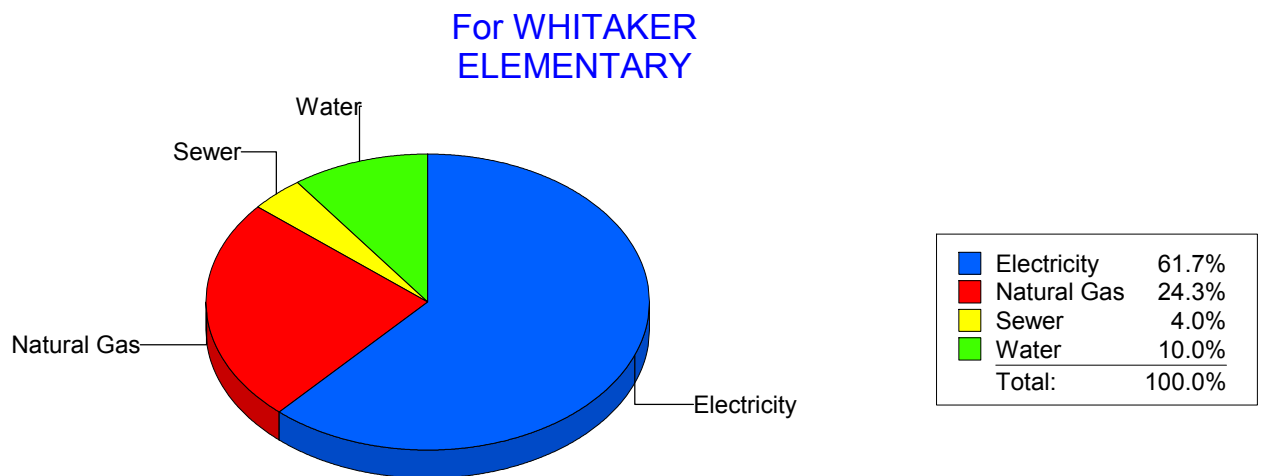
Energy CAP

Cost Avoidance Program

Cost Summary Graph

Grouped by Energy Type

Energy Type	Use	Units	Meter Cost	Special Charges	Total Cost	Avg Unit Cost	% of Total Cost
Site: WHITAKER ELEMENTARY - WHITAKER ELEMENTARY							
Electricity	65,760	KWH	\$6,433.12	\$0.00	\$6,433.12	0.0978	61.73%
Natural Gas	3,661	CCF	\$2,531.12	\$0.00	\$2,531.12	0.6914	24.29%
Water	376	CCF	\$1,040.44	\$0.00	\$1,040.44	2.7671	9.98%
Sewer	194	CCF	\$416.55	\$0.00	\$416.55	2.1472	4.00%
Total Cost:			\$10,421.23	\$0.00	\$10,421.23		



Filters: Cost Center Name Not Equal To DoNotReport; Billing Period Equal To 201401All Meter CodesAll Group Names

elpaso

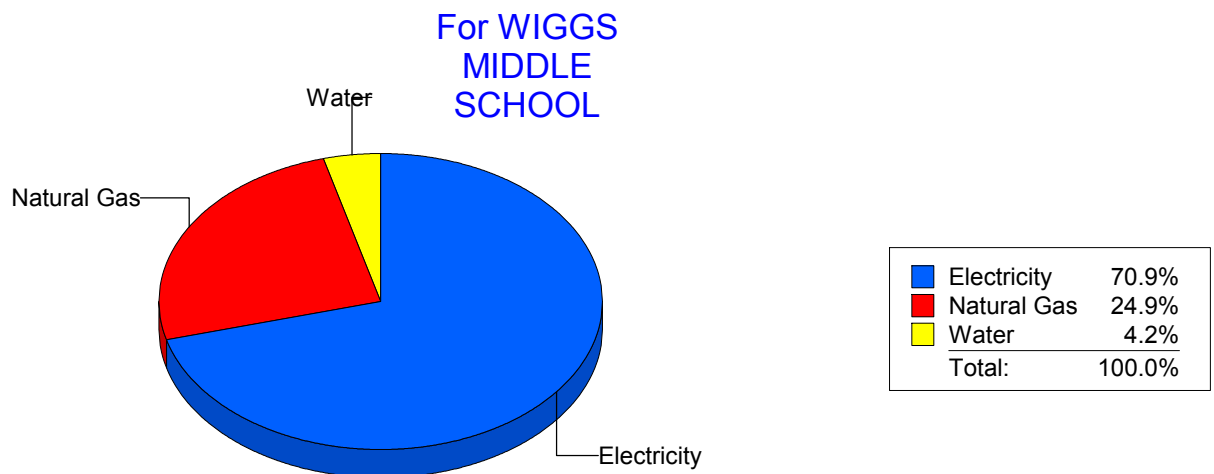
Energy CAP

Cost Avoidance Program

Cost Summary Graph

Grouped by Energy Type

Energy Type	Use	Units	Meter Cost	Special Charges	Total Cost	Avg Unit Cost	% of Total Cost
Site: WIGGS MIDDLE SCHOOL - WIGGS MIDDLE SCHOOL							
Electricity	41,360	KWH	\$5,051.34	\$0.00	\$5,051.34	0.1221	70.94%
Natural Gas	2,533	CCF	\$1,773.81	\$0.00	\$1,773.81	0.7003	24.91%
Water	43	CCF	\$295.68	\$0.00	\$295.68	6.8763	4.15%
Total Cost:			\$7,120.83	\$0.00	\$7,120.83		



Filters: Cost Center Name Not Equal To DoNotReport; Billing Period Equal To 201401All Meter CodesAll Group Names

elpaso

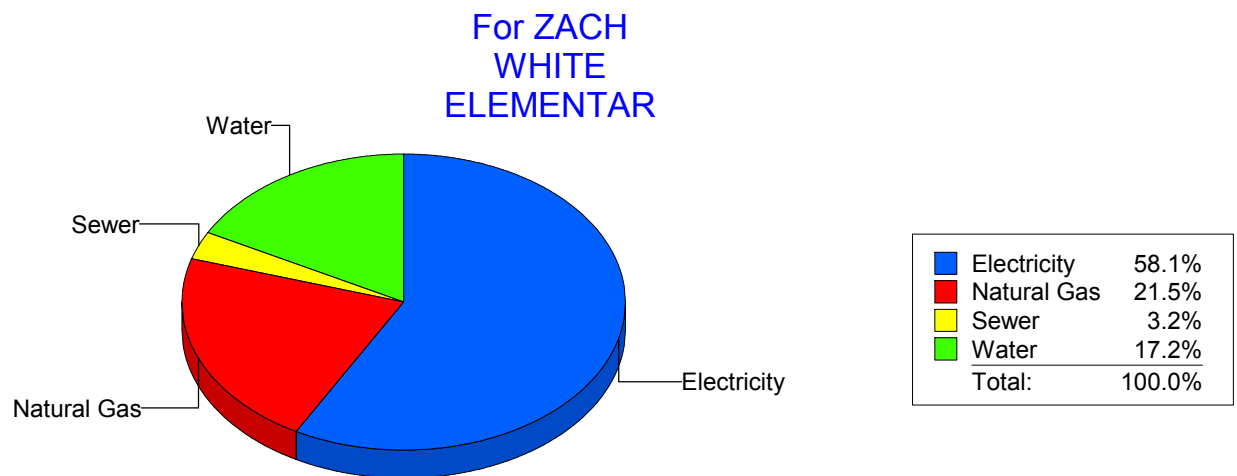
Energy CAP

Cost Avoidance Program

Cost Summary Graph

Grouped by Energy Type

Energy Type	Use	Units	Meter Cost	Special Charges	Total Cost	Avg Unit Cost	% of Total Cost
Site: ZACH WHITE ELEMENTAR - ZACH WHITE ELEMENTAR							
Electricity	36,900	KWH	\$4,941.10	\$0.00	\$4,941.10	0.1339	58.09%
Natural Gas	2,530	CCF	\$1,829.97	\$0.00	\$1,829.97	0.7233	21.51%
Water	382	CCF	\$1,463.48	\$0.00	\$1,463.48	3.8311	17.21%
Sewer	99	CCF	\$271.26	\$0.00	\$271.26	2.7400	3.19%
Total Cost:			\$8,505.81	\$0.00	\$8,505.81		



Filters: Cost Center Name Not Equal To DoNotReport; Billing Period Equal To 201401All Meter CodesAll Group Names

elpaso

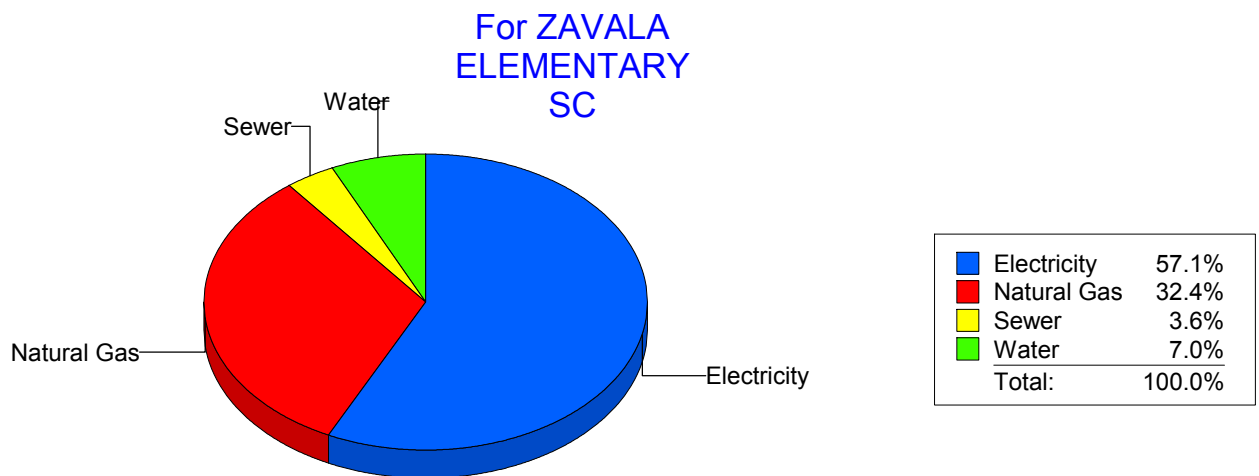
Energy CAP

Cost Avoidance Program

Cost Summary Graph

Grouped by Energy Type

Energy Type	Use	Units	Meter Cost	Special Charges	Total Cost	Avg Unit Cost	% of Total Cost
Site: ZAVALA ELEMENTARY SC - ZAVALA ELEMENTARY SC							
Electricity	21,000	KWH	\$2,047.92	\$0.00	\$2,047.92	0.0975	57.11%
Natural Gas	1,627	CCF	\$1,160.13	\$0.00	\$1,160.13	0.7130	32.35%
Water	47	CCF	\$249.59	\$0.00	\$249.59	5.3104	6.96%
Sewer	44	CCF	\$128.04	\$0.00	\$128.04	2.9100	3.57%
Total Cost:			\$3,585.68	\$0.00	\$3,585.68		



Filters: Cost Center Name Not Equal To DoNotReport; Billing Period Equal To 201401All Meter CodesAll Group Names

elpaso

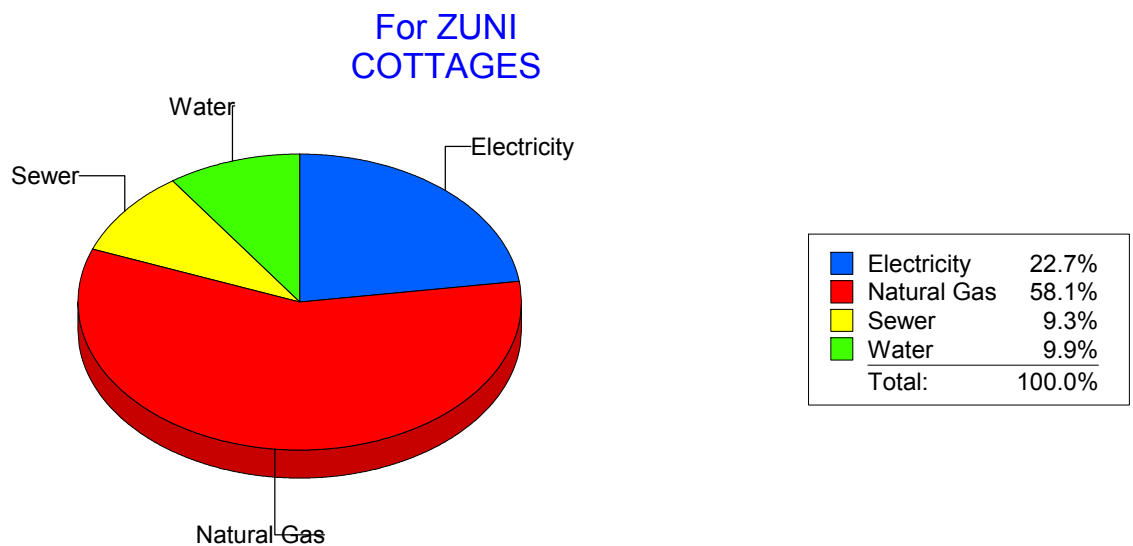
Energy CAP

Cost Avoidance Program

Cost Summary Graph

Grouped by Energy Type

Energy Type	Use	Units	Meter Cost	Special Charges	Total Cost	Avg Unit Cost	% of Total Cost
Site: ZUNI COTTAGES - ZUNI COTTAGES							
Electricity	211 KWH		\$56.98	\$0.00	\$56.98	0.2700	22.73%
Natural Gas	46 CCF		\$145.77	\$0.00	\$145.77	3.1689	58.15%
Water	1 CCF		\$24.70	\$0.00	\$24.70	24.7000	9.85%
Sewer	1 CCF		\$23.24	\$0.00	\$23.24	23.2400	9.27%
Total Cost:			\$250.69	\$0.00	\$250.69		



Filters: Cost Center Name Not Equal To DoNotReport; Billing Period Equal To 201401All Meter CodesAll Group Names

el Paso

Energy CAP

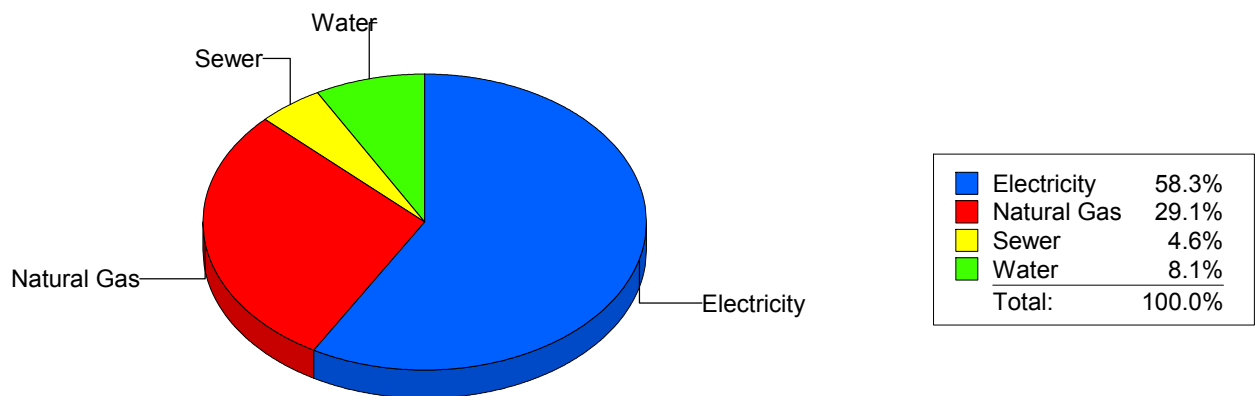
Cost Avoidance Program

Cost Summary Graph

Grouped by Energy Type

Energy Type	Use	Units	Meter Cost	Special Charges	Total Cost	Avg Unit Cost	% of Total Cost
All Sites							
Electricity	4,770,857	KWH	\$539,954.45	\$0.00	\$539,954.45	0.1132	58.25%
Natural Gas	383,693	CCF	\$269,303.21	\$0.00	\$269,303.21	0.7019	29.05%
Water	24,153	CCF	\$75,042.36	\$0.00	\$75,042.36	3.1070	8.10%
Sewer	17,877	CCF	\$42,586.41	\$0.00	\$42,586.41	2.3822	4.59%
Total Cost:			\$926,886.43	\$0.00	\$926,886.43		

For All Sites



Filters: Cost Center Name Not Equal To DoNotReport; Billing Period Equal To 201401All Meter CodesAll Group Names