

el Paso

Energy CAP

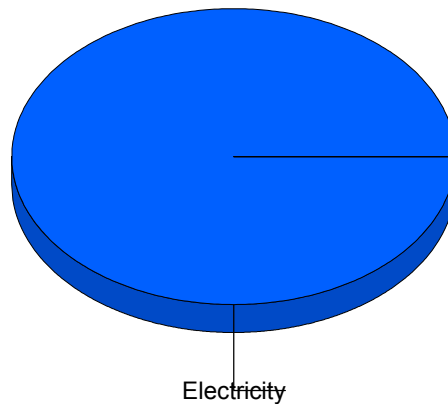
Cost Avoidance Program

Cost Summary Graph

Grouped by Energy Type

Energy Type	Use	Units	Meter Cost	Special Charges	Total Cost	Avg Unit Cost	% of Total Cost
Site: ALAMO ELEMENTARY SCH - ALAMO ELEMENTARY SCH							
Electricity	4,000	KWH	\$619.44	\$0.00	\$619.44	0.1549	100.00%
Total Cost:			\$619.44	\$0.00	\$619.44		

For ALAMO
ELEMENTARY
SCH



■ Electricity	100.0%
Total:	100.0%

Filters: Cost Center Name Not Equal To DoNotReport; Billing Period Equal To 201310All Meter CodesAll Group Names

elpaso

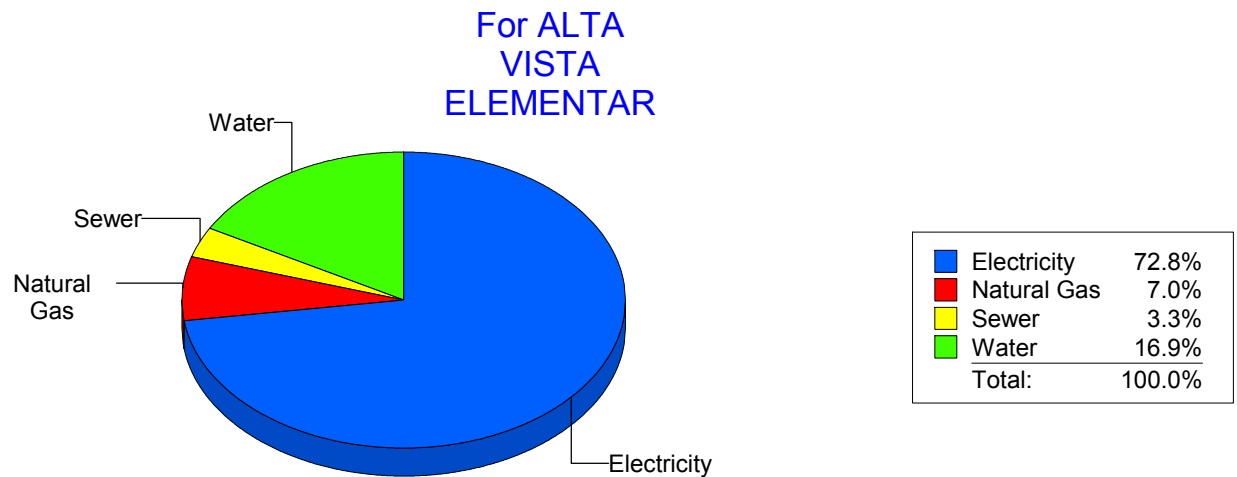
Energy CAP

Cost Avoidance Program

Cost Summary Graph

Grouped by Energy Type

Energy Type	Use	Units	Meter Cost	Special Charges	Total Cost	Avg Unit Cost	% of Total Cost
Site: ALTA VISTA ELEMENTAR - ALTA VISTA ELEMENTAR							
Electricity	33,450	KWH	\$4,650.08	\$0.00	\$4,650.08	0.1390	72.80%
Natural Gas	616	CCF	\$449.26	\$0.00	\$449.26	0.7293	7.03%
Water	348	CCF	\$1,077.01	\$0.00	\$1,077.01	3.0949	16.86%
Sewer	104	CCF	\$210.84	\$0.00	\$210.84	2.0273	3.30%
Total Cost:			\$6,387.19	\$0.00	\$6,387.19		



Filters: Cost Center Name Not Equal To DoNotReport; Billing Period Equal To 201310All Meter CodesAll Group Names

elpaso

Energy CAP

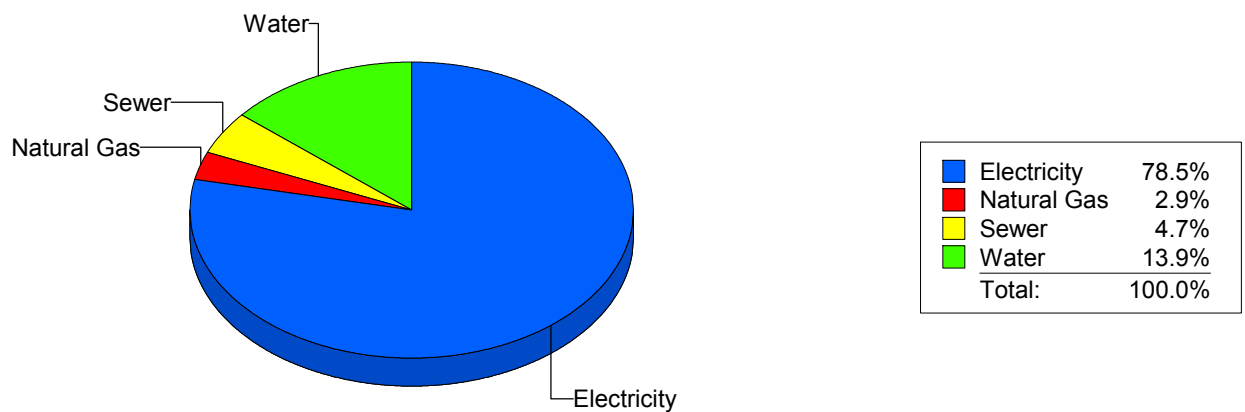
Cost Avoidance Program

Cost Summary Graph

Grouped by Energy Type

Energy Type	Use	Units	Meter Cost	Special Charges	Total Cost	Avg Unit Cost	% of Total Cost
Site: ANDRESS HIGH SCHOOL - ANDRESS HIGH SCHOOL							
Electricity	181,615	KWH	\$17,411.37	\$0.00	\$17,411.37	0.0959	78.47%
Natural Gas	877	CCF	\$651.12	\$0.00	\$651.12	0.7424	2.93%
Water	1,426	CCF	\$3,076.51	\$0.00	\$3,076.51	2.1574	13.87%
Sewer	653	CCF	\$1,049.97	\$0.00	\$1,049.97	1.6079	4.73%
Total Cost:			\$22,188.97	\$0.00	\$22,188.97		

For ANDRESS
HIGH SCHOOL



Filters: Cost Center Name Not Equal To DoNotReport; Billing Period Equal To 201310All Meter CodesAll Group Names

elpaso

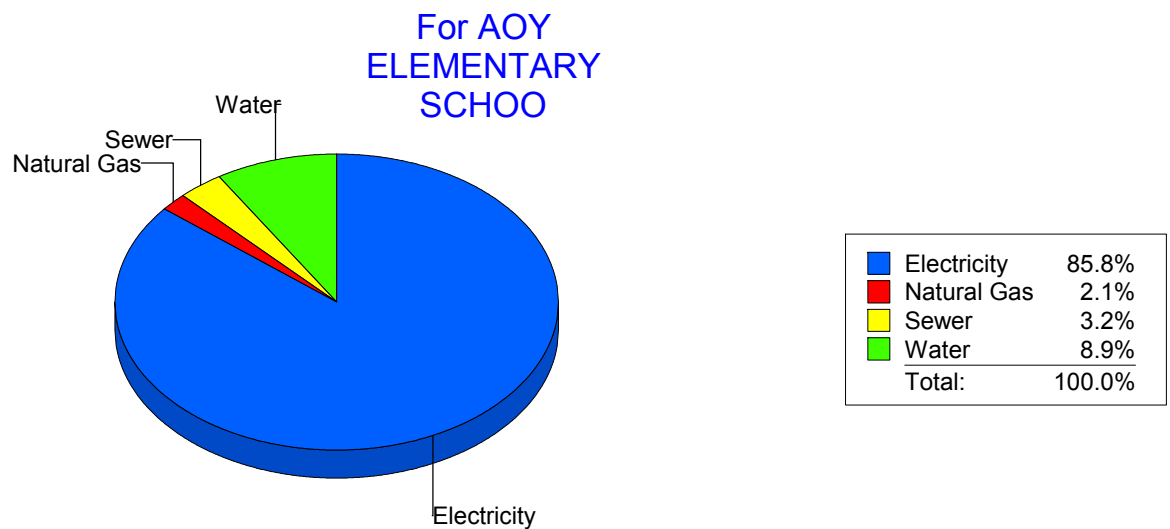
Energy CAP

Cost Avoidance Program

Cost Summary Graph

Grouped by Energy Type

Energy Type	Use	Units	Meter Cost	Special Charges	Total Cost	Avg Unit Cost	% of Total Cost
Site: AOY ELEMENTARY SCHOO - AOY ELEMENTARY SCHOO							
Electricity	75,734	KWH	\$11,089.51	\$0.00	\$11,089.51	0.1464	85.76%
Natural Gas	291	CCF	\$270.69	\$0.00	\$270.69	0.9302	2.09%
Water	332	CCF	\$1,152.47	\$0.00	\$1,152.47	3.4713	8.91%
Sewer	98	CCF	\$417.98	\$0.00	\$417.98	4.2651	3.23%
Total Cost:			\$12,930.65	\$0.00	\$12,930.65		



Filters: Cost Center Name Not Equal To DoNotReport; Billing Period Equal To 201310All Meter CodesAll Group Names

elpaso

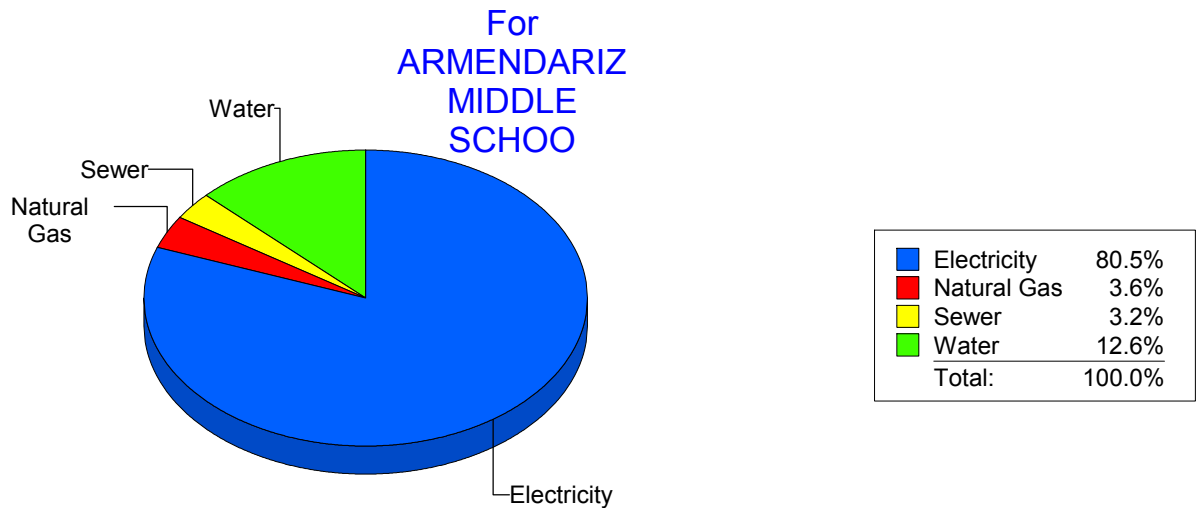
Energy CAP

Cost Avoidance Program

Cost Summary Graph

Grouped by Energy Type

Energy Type	Use	Units	Meter Cost	Special Charges	Total Cost	Avg Unit Cost	% of Total Cost
Site: ARMENDARIZ MIDDLE SCHOO - ARMENDARIZ MIDDLE SCHOO							
Electricity	89,000	KWH	\$11,083.61	\$0.00	\$11,083.61	0.1245	80.54%
Natural Gas	810	CCF	\$496.71	\$0.00	\$496.71	0.6132	3.61%
Water	708	CCF	\$1,739.72	\$0.00	\$1,739.72	2.4572	12.64%
Sewer	154	CCF	\$441.75	\$0.00	\$441.75	2.8685	3.21%
Total Cost:			\$13,761.79	\$0.00	\$13,761.79		



Filters: Cost Center Name Not Equal To DoNotReport; Billing Period Equal To 201310All Meter CodesAll Group Names

elpaso

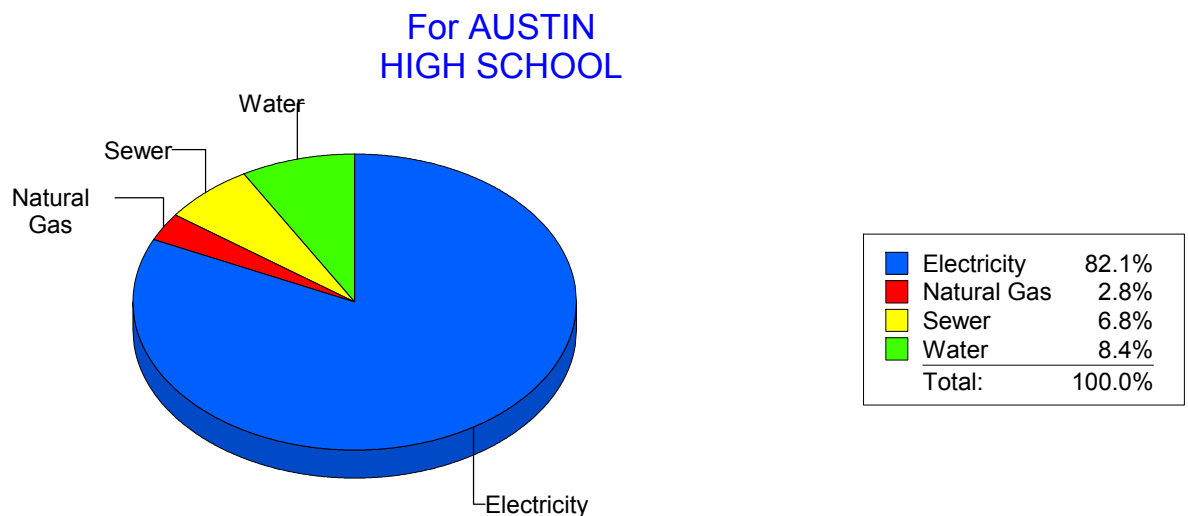
Energy CAP

Cost Avoidance Program

Cost Summary Graph

Grouped by Energy Type

Energy Type	Use	Units	Meter Cost	Special Charges	Total Cost	Avg Unit Cost	% of Total Cost
Site: AUSTIN HIGH SCHOOL - AUSTIN HIGH SCHOOL							
Electricity	204,004	KWH	\$23,748.68	\$0.00	\$23,748.68	0.1164	82.05%
Natural Gas	1,211	CCF	\$816.80	\$0.00	\$816.80	0.6745	2.82%
Water	1,117	CCF	\$2,421.73	\$0.00	\$2,421.73	2.1681	8.37%
Sewer	988	CCF	\$1,956.54	\$0.00	\$1,956.54	1.9803	6.76%
Total Cost:			\$28,943.75	\$0.00	\$28,943.75		



Filters: Cost Center Name Not Equal To DoNotReport; Billing Period Equal To 201310All Meter CodesAll Group Names

elpaso

Energy CAP

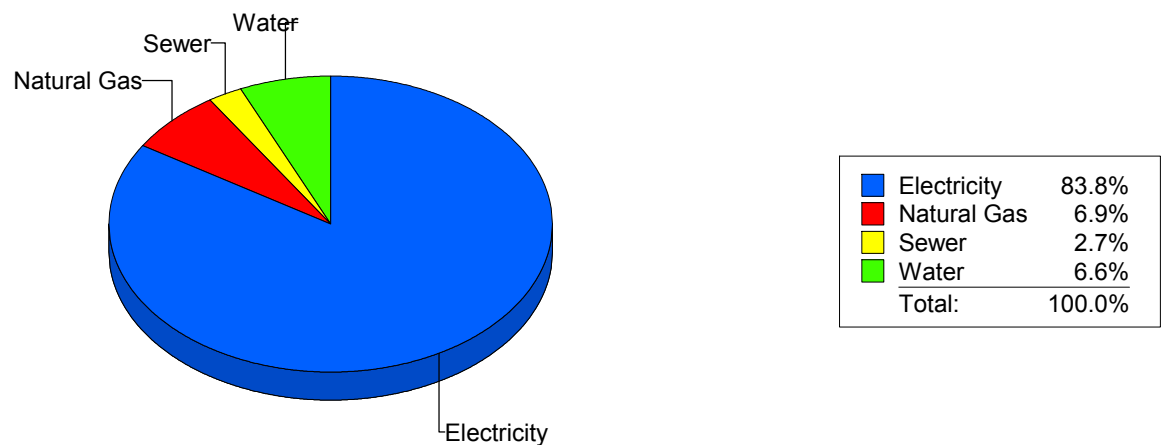
Cost Avoidance Program

Cost Summary Graph

Grouped by Energy Type

Energy Type	Use	Units	Meter Cost	Special Charges	Total Cost	Avg Unit Cost	% of Total Cost
Site: BARRON - BARRON							
Electricity	86,103	KWH	\$10,540.01	\$0.00	\$10,540.01	0.1224	83.81%
Natural Gas	1,396	CCF	\$873.58	\$0.00	\$873.58	0.6258	6.95%
Water	101	CCF	\$824.37	\$0.00	\$824.37	8.1621	6.55%
Sewer	61	CCF	\$338.55	\$0.00	\$338.55	5.5500	2.69%
Total Cost:			\$12,576.51	\$0.00	\$12,576.51		

For BARRON



Filters: Cost Center Name Not Equal To DoNotReport; Billing Period Equal To 201310All Meter CodesAll Group Names

elpaso

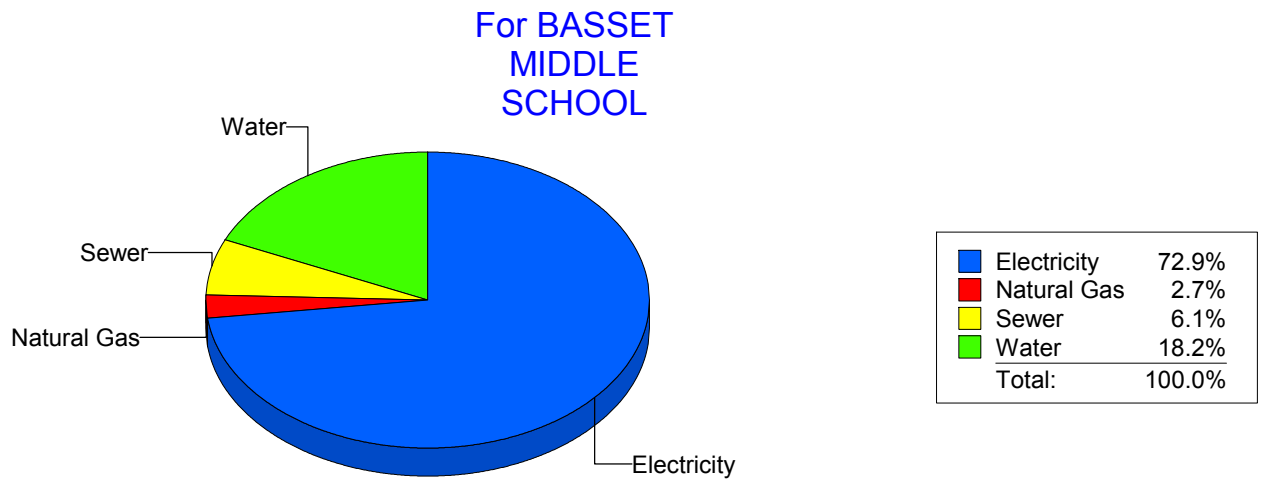
Energy CAP

Cost Avoidance Program

Cost Summary Graph

Grouped by Energy Type

Energy Type	Use	Units	Meter Cost	Special Charges	Total Cost	Avg Unit Cost	% of Total Cost
Site: BASSET MIDDLE SCHOOL - BASSET MIDDLE SCHOOL							
Electricity	69,942	KWH	\$9,127.02	\$0.00	\$9,127.02	0.1305	72.93%
Natural Gas	416	CCF	\$340.23	\$0.00	\$340.23	0.8179	2.72%
Water	1,024	CCF	\$2,280.11	\$0.00	\$2,280.11	2.2267	18.22%
Sewer	448	CCF	\$767.07	\$0.00	\$767.07	1.7122	6.13%
Total Cost:			\$12,514.43	\$0.00	\$12,514.43		



Filters: Cost Center Name Not Equal To DoNotReport; Billing Period Equal To 201310All Meter CodesAll Group Names

elpaso

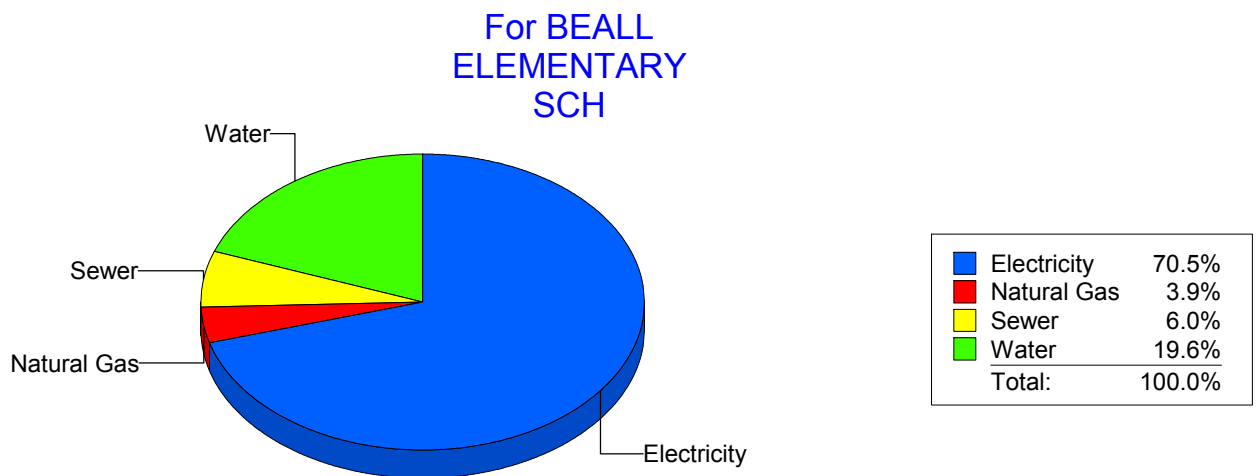
Energy CAP

Cost Avoidance Program

Cost Summary Graph

Grouped by Energy Type

Energy Type	Use	Units	Meter Cost	Special Charges	Total Cost	Avg Unit Cost	% of Total Cost
Site: BEALL ELEMENTARY SCH - BEALL ELEMENTARY SCH							
Electricity	28,001	KWH	\$3,539.37	\$0.00	\$3,539.37	0.1264	70.50%
Natural Gas	160	CCF	\$197.31	\$0.00	\$197.31	1.2332	3.93%
Water	328	CCF	\$982.03	\$0.00	\$982.03	2.9940	19.56%
Sewer	111	CCF	\$302.01	\$0.00	\$302.01	2.7208	6.02%
Total Cost:			\$5,020.72	\$0.00	\$5,020.72		



Filters: Cost Center Name Not Equal To DoNotReport; Billing Period Equal To 201310All Meter CodesAll Group Names

elpaso

Energy CAP

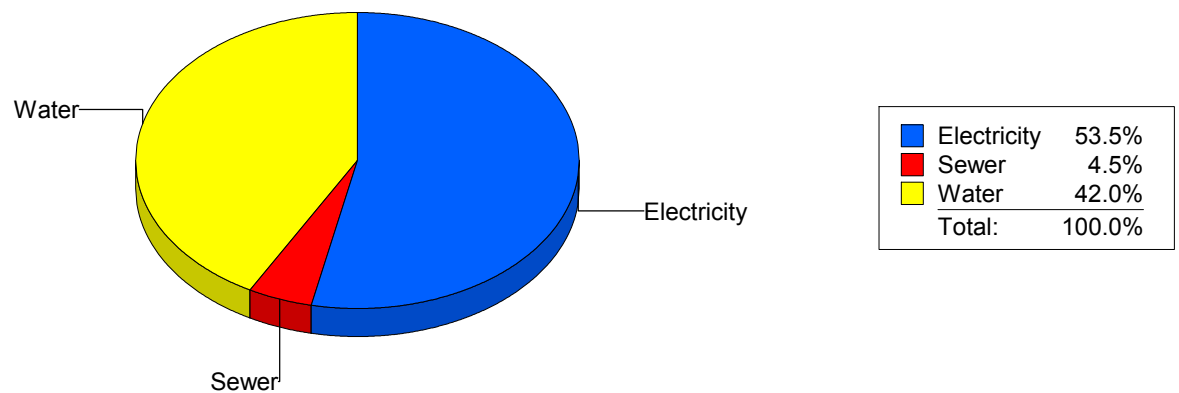
Cost Avoidance Program

Cost Summary Graph

Grouped by Energy Type

Energy Type	Use	Units	Meter Cost	Special Charges	Total Cost	Avg Unit Cost	% of Total Cost
Site: BLISS ELEMENTARY - BLISS ELEMENTARY							
Electricity	29,425	KWH	\$3,775.33	\$0.00	\$3,775.33	0.1283	53.45%
Water	724	CCF	\$2,968.78	\$0.00	\$2,968.78	4.1005	42.03%
Sewer	123	CCF	\$318.57	\$0.00	\$318.57	2.5900	4.51%
Total Cost:			\$7,062.68	\$0.00	\$7,062.68		

For BLISS
ELEMENTARY



Filters: Cost Center Name Not Equal To DoNotReport; Billing Period Equal To 201310All Meter CodesAll Group Names

el Paso

Energy CAP

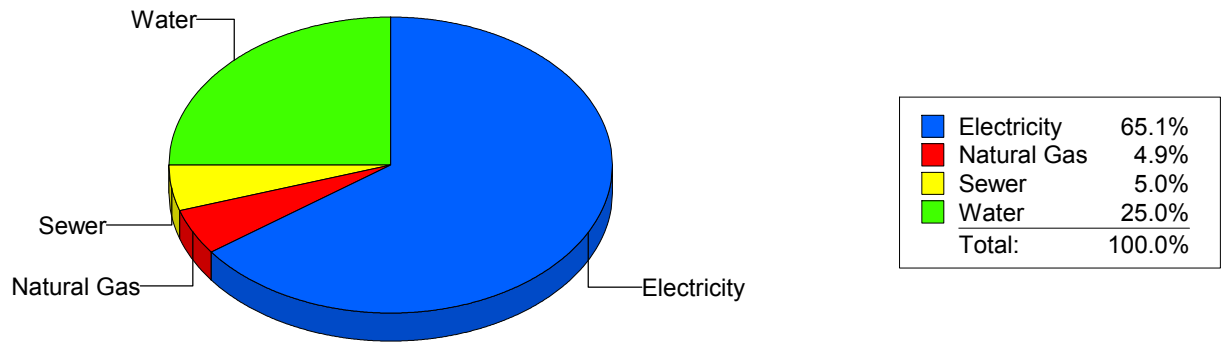
Cost Avoidance Program

Cost Summary Graph

Grouped by Energy Type

Energy Type	Use	Units	Meter Cost	Special Charges	Total Cost	Avg Unit Cost	% of Total Cost
Site: BOND - BOND ELEMENTARY							
Electricity	30,751	KWH	\$4,354.14	\$0.00	\$4,354.14	0.1416	65.11%
Natural Gas	393	CCF	\$328.26	\$0.00	\$328.26	0.8353	4.91%
Water	399	CCF	\$1,670.13	\$0.00	\$1,670.13	4.1858	24.97%
Sewer	86	CCF	\$334.83	\$0.00	\$334.83	3.8934	5.01%
Total Cost:			\$6,687.36	\$0.00	\$6,687.36		

For BOND
ELEMENTARY



Filters: Cost Center Name Not Equal To DoNotReport; Billing Period Equal To 201310All Meter CodesAll Group Names

elpaso

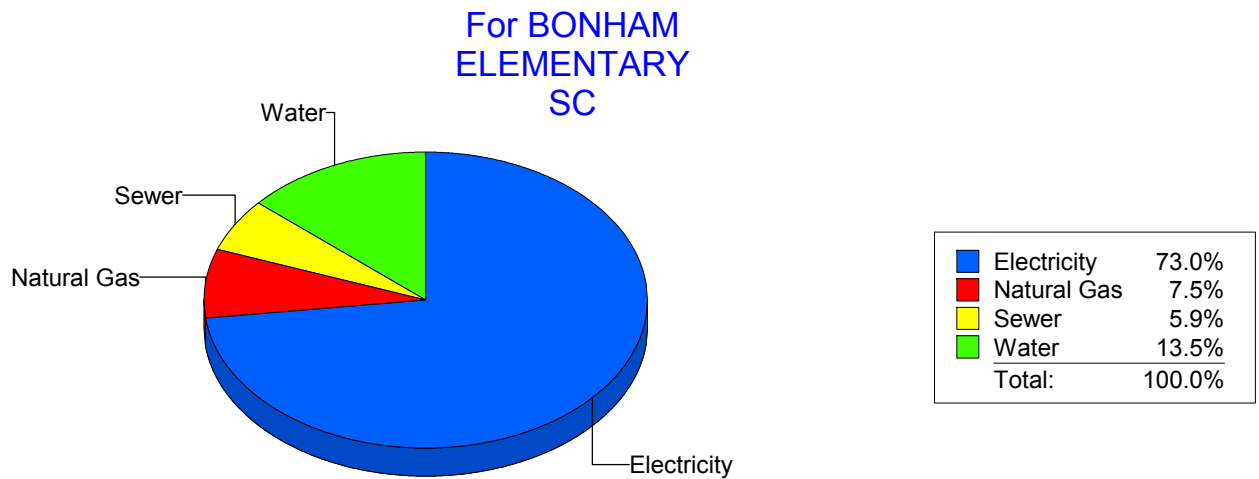
Energy CAP

Cost Avoidance Program

Cost Summary Graph

Grouped by Energy Type

Energy Type	Use	Units	Meter Cost	Special Charges	Total Cost	Avg Unit Cost	% of Total Cost
Site: BONHAM ELEMENTARY SC - BONHAM ELEMENTARY SC							
Electricity	26,022	KWH	\$4,231.74	\$0.00	\$4,231.74	0.1626	73.03%
Natural Gas	698	CCF	\$436.07	\$0.00	\$436.07	0.6247	7.53%
Water	326	CCF	\$784.14	\$0.00	\$784.14	2.4053	13.53%
Sewer	153	CCF	\$342.90	\$0.00	\$342.90	2.2412	5.92%
Total Cost:			\$5,794.85	\$0.00	\$5,794.85		



Filters: Cost Center Name Not Equal To DoNotReport; Billing Period Equal To 201310All Meter CodesAll Group Names

elpaso

Energy CAP

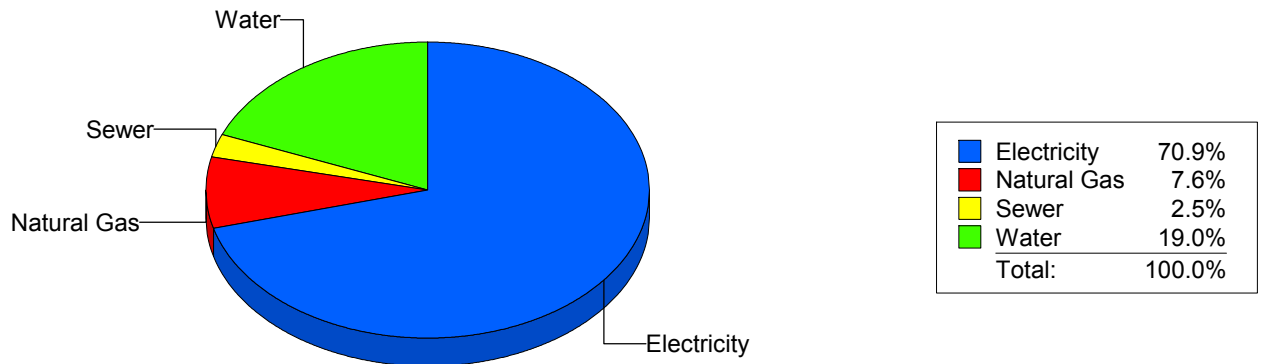
Cost Avoidance Program

Cost Summary Graph

Grouped by Energy Type

Energy Type	Use	Units	Meter Cost	Special Charges	Total Cost	Avg Unit Cost	% of Total Cost
Site: BOWIE HIGH SCHOOL - BOWIE HIGH SCHOOL							
Electricity	291,175	KWH	\$25,039.96	\$0.00	\$25,039.96	0.0860	70.86%
Natural Gas	4,809	CCF	\$2,698.90	\$0.00	\$2,698.90	0.5612	7.64%
Water	2,912	CCF	\$6,698.66	\$0.00	\$6,698.66	2.3004	18.96%
Sewer	328	CCF	\$898.02	\$0.00	\$898.02	2.7379	2.54%
Total Cost:			\$35,335.54	\$0.00	\$35,335.54		

For BOWIE
HIGH SCHOOL



Filters: Cost Center Name Not Equal To DoNotReport; Billing Period Equal To 201310All Meter CodesAll Group Names

elpaso

Energy CAP

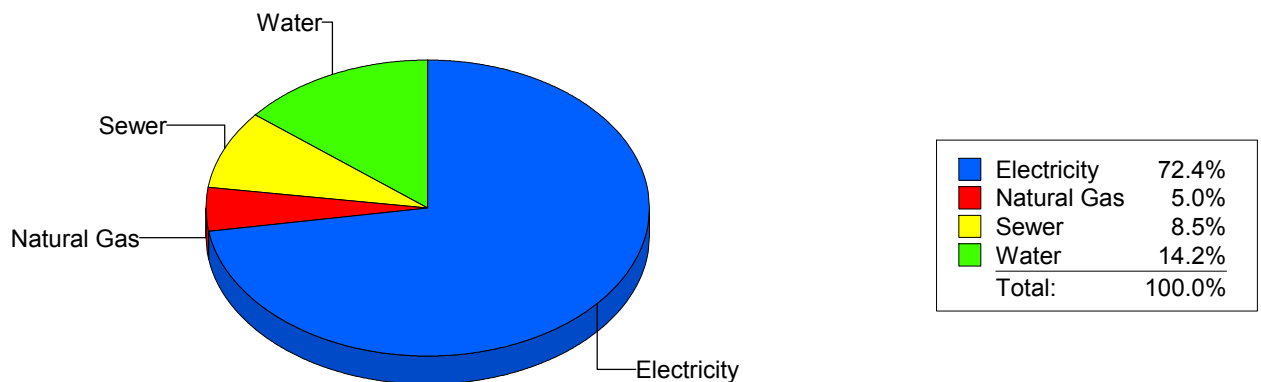
Cost Avoidance Program

Cost Summary Graph

Grouped by Energy Type

Energy Type	Use	Units	Meter Cost	Special Charges	Total Cost	Avg Unit Cost	% of Total Cost
Site: BRADLEY ELEMENTARY - BRADLEY ELEMENTARY							
Electricity	27,600	KWH	\$3,603.01	\$0.00	\$3,603.01	0.1305	72.38%
Natural Gas	355	CCF	\$247.36	\$0.00	\$247.36	0.6968	4.97%
Water	269	CCF	\$705.21	\$0.00	\$705.21	2.6216	14.17%
Sewer	140	CCF	\$422.43	\$0.00	\$422.43	3.0174	8.49%
Total Cost:			\$4,978.01	\$0.00	\$4,978.01		

For BRADLEY
ELEMENTARY



Filters: Cost Center Name Not Equal To DoNotReport; Billing Period Equal To 201310All Meter CodesAll Group Names

elpaso

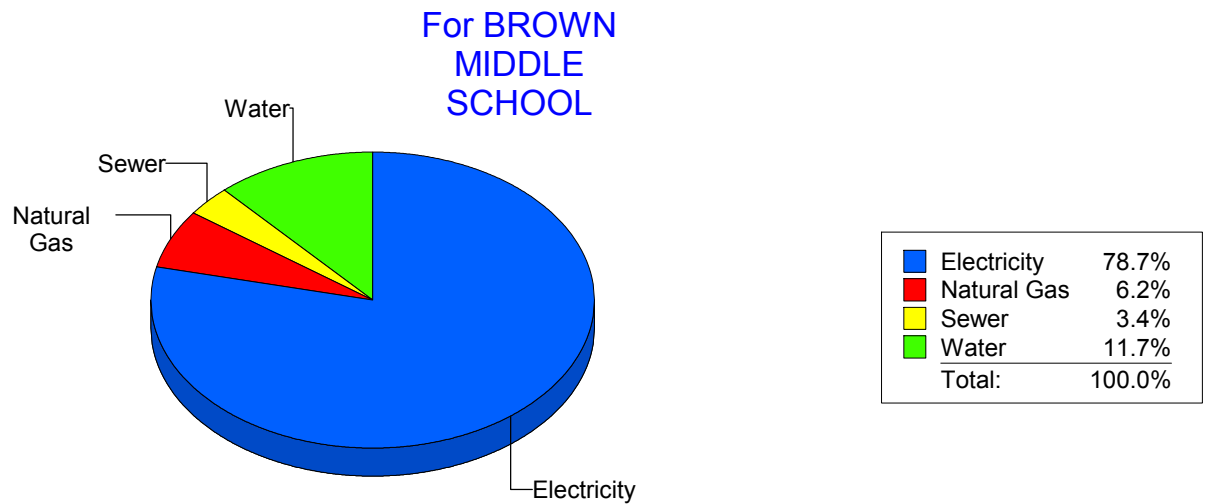
Energy CAP

Cost Avoidance Program

Cost Summary Graph

Grouped by Energy Type

Energy Type	Use	Units	Meter Cost	Special Charges	Total Cost	Avg Unit Cost	% of Total Cost
Site: BROWN MIDDLE SCHOOL - BROWN MIDDLE SCHOOL							
Electricity	138,400	KWH	\$14,469.97	\$0.00	\$14,469.97	0.1046	78.69%
Natural Gas	1,991	CCF	\$1,136.27	\$0.00	\$1,136.27	0.5707	6.18%
Water	795	CCF	\$2,156.57	\$0.00	\$2,156.57	2.7127	11.73%
Sewer	288	CCF	\$626.67	\$0.00	\$626.67	2.1759	3.41%
Total Cost:			\$18,389.48	\$0.00	\$18,389.48		



Filters: Cost Center Name Not Equal To DoNotReport; Billing Period Equal To 201310All Meter CodesAll Group Names

el Paso

Energy CAP

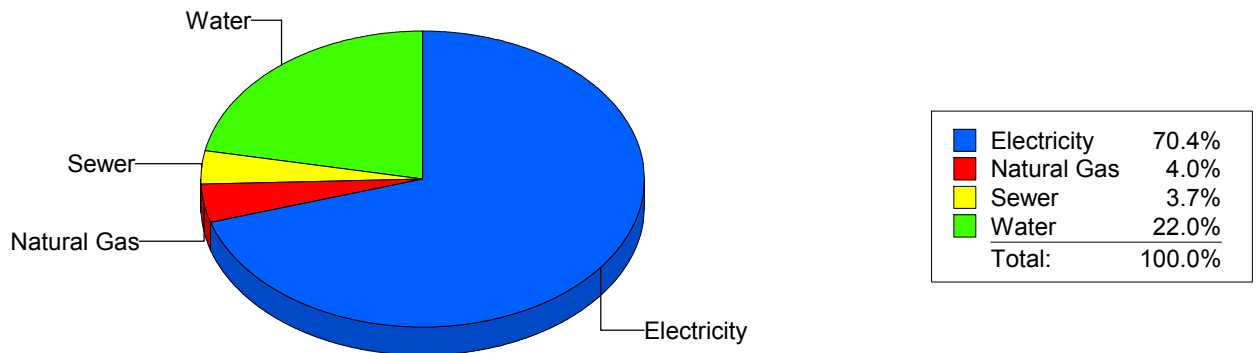
Cost Avoidance Program

Cost Summary Graph

Grouped by Energy Type

Energy Type	Use	Units	Meter Cost	Special Charges	Total Cost	Avg Unit Cost	% of Total Cost
Site: BURGESS HIGH SCHOOL - BURGESS HIGH SCHOOL							
Electricity	133,485	KWH	\$16,989.15	\$0.00	\$16,989.15	0.1273	70.36%
Natural Gas	1,457	CCF	\$958.39	\$0.00	\$958.39	0.6578	3.97%
Water	1,603	CCF	\$5,304.75	\$0.00	\$5,304.75	3.3093	21.97%
Sewer	373	CCF	\$892.80	\$0.00	\$892.80	2.3936	3.70%
Total Cost:			\$24,145.09	\$0.00	\$24,145.09		

For BURGESS HIGH SCHOOL



Filters: Cost Center Name Not Equal To DoNotReport; Billing Period Equal To 201310All Meter CodesAll Group Names

elpaso

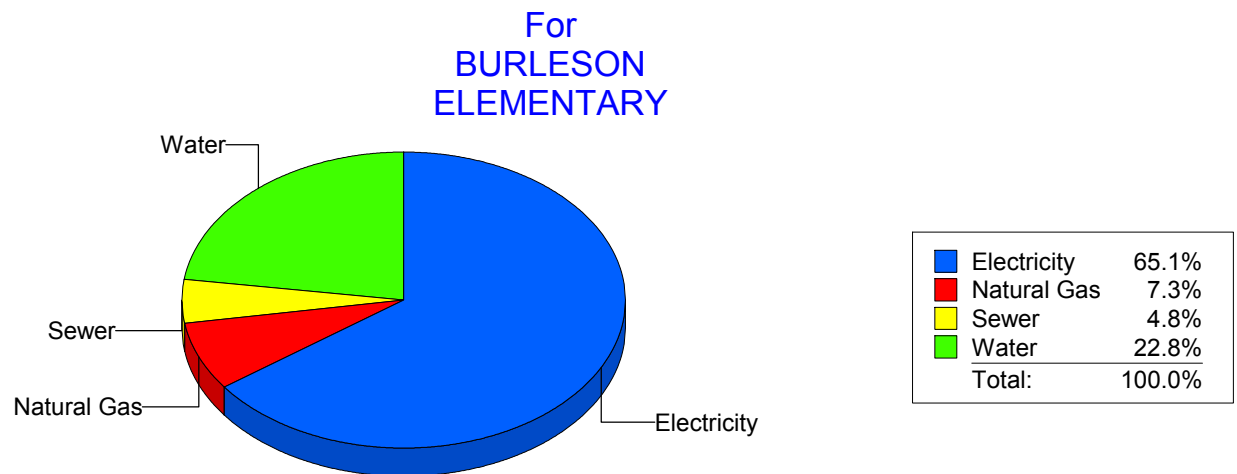
Energy CAP

Cost Avoidance Program

Cost Summary Graph

Grouped by Energy Type

Energy Type	Use	Units	Meter Cost	Special Charges	Total Cost	Avg Unit Cost	% of Total Cost
Site: BURLESON ELEMENTARY - BURLESON ELEMENTARY							
Electricity	27,192	KWH	\$3,543.68	\$0.00	\$3,543.68	0.1303	65.08%
Natural Gas	416	CCF	\$399.15	\$0.00	\$399.15	0.9595	7.33%
Water	438	CCF	\$1,240.56	\$0.00	\$1,240.56	2.8323	22.78%
Sewer	92	CCF	\$261.60	\$0.00	\$261.60	2.8435	4.80%
Total Cost:			\$5,444.99	\$0.00	\$5,444.99		



Filters: Cost Center Name Not Equal To DoNotReport; Billing Period Equal To 201310All Meter CodesAll Group Names

el Paso

Energy CAP

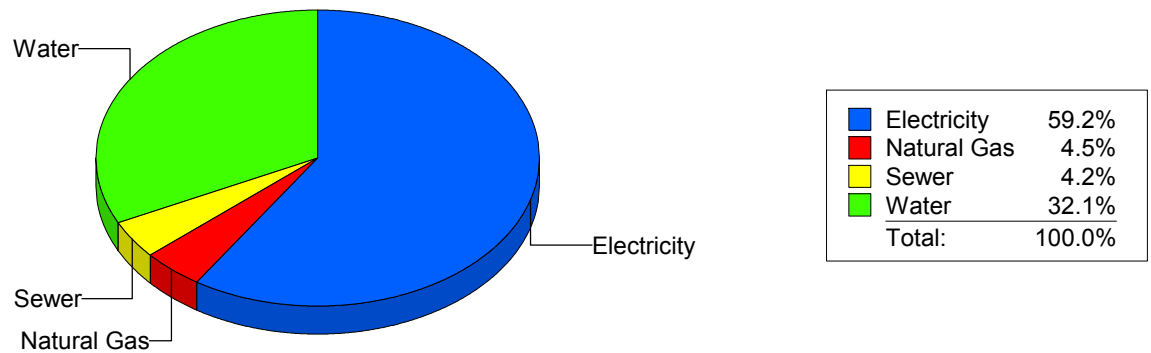
Cost Avoidance Program

Cost Summary Graph

Grouped by Energy Type

Energy Type	Use	Units	Meter Cost	Special Charges	Total Cost	Avg Unit Cost	% of Total Cost
Site: BURNET ELEMENTARY - BURNET ELEMENTARY							
Electricity	25,278	KWH	\$3,789.63	\$0.00	\$3,789.63	0.1499	59.24%
Natural Gas	216	CCF	\$285.86	\$0.00	\$285.86	1.3234	4.47%
Water	510	CCF	\$2,055.72	\$0.00	\$2,055.72	4.0308	32.14%
Sewer	95	CCF	\$265.74	\$0.00	\$265.74	2.7973	4.15%
Total Cost:			\$6,396.95	\$0.00	\$6,396.95		

For BURNET
ELEMENTARY



Filters: Cost Center Name Not Equal To DoNotReport; Billing Period Equal To 201310All Meter CodesAll Group Names

elpaso

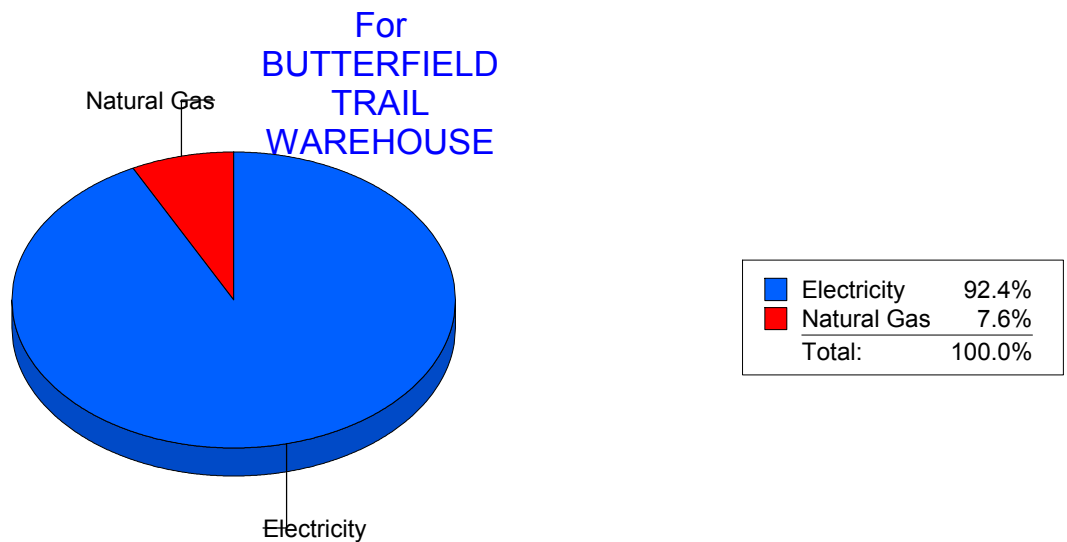
Energy CAP

Cost Avoidance Program

Cost Summary Graph

Grouped by Energy Type

Energy Type	Use	Units	Meter Cost	Special Charges	Total Cost	Avg Unit Cost	% of Total Cost
Site: BUTTERFIELDTRAILWAREHOUSE - BUTTERFIELD TRAIL WAREHOUSE							
Electricity	4,600	KWH	\$732.16	\$0.00	\$732.16	0.1592	92.38%
Natural Gas	2	CCF	\$60.41	\$0.00	\$60.41	30.2050	7.62%
Total Cost:			\$792.57	\$0.00	\$792.57		



Filters: Cost Center Name Not Equal To DoNotReport; Billing Period Equal To 201310All Meter CodesAll Group Names

elpaso

Energy CAP

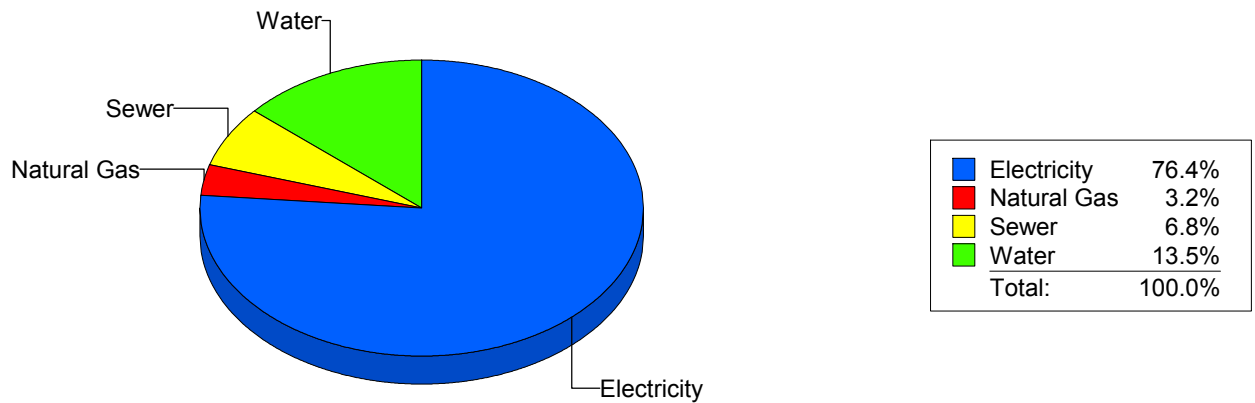
Cost Avoidance Program

Cost Summary Graph

Grouped by Energy Type

Energy Type	Use	Units	Meter Cost	Special Charges	Total Cost	Avg Unit Cost	% of Total Cost
Site: CANYON HILLS MIDDLE - CANYON HILLS MIDDLE							
Electricity	72,650	KWH	\$8,640.26	\$0.00	\$8,640.26	0.1189	76.42%
Natural Gas	468	CCF	\$365.51	\$0.00	\$365.51	0.7810	3.23%
Water	521	CCF	\$1,531.09	\$0.00	\$1,531.09	2.9388	13.54%
Sewer	225	CCF	\$768.96	\$0.00	\$768.96	3.4176	6.80%
Total Cost:			\$11,305.82	\$0.00	\$11,305.82		

For CANYON HILLS MIDDLE



Filters: Cost Center Name Not Equal To DoNotReport; Billing Period Equal To 201310All Meter CodesAll Group Names

elpaso

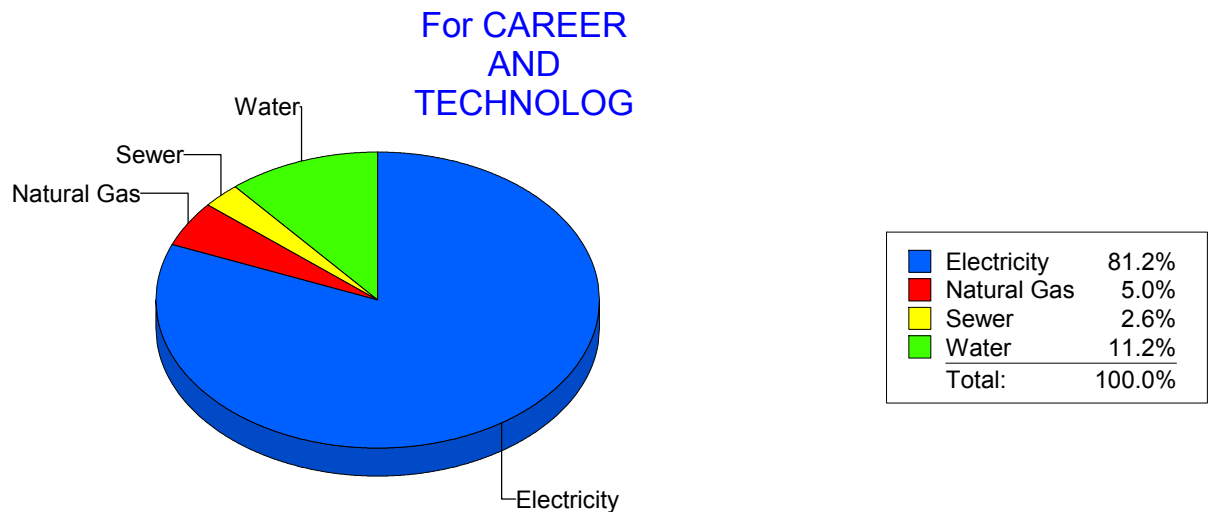
Energy CAP

Cost Avoidance Program

Cost Summary Graph

Grouped by Energy Type

Energy Type	Use	Units	Meter Cost	Special Charges	Total Cost	Avg Unit Cost	% of Total Cost
Site: CAREER AND TECHNOLOG - CAREER AND TECHNOLOG							
Electricity	105,332	KWH	\$12,580.08	\$0.00	\$12,580.08	0.1194	81.18%
Natural Gas	1,322	CCF	\$773.99	\$0.00	\$773.99	0.5855	4.99%
Water	517	CCF	\$1,732.60	\$0.00	\$1,732.60	3.3513	11.18%
Sewer	150	CCF	\$409.34	\$0.00	\$409.34	2.7289	2.64%
Total Cost:			\$15,496.01	\$0.00	\$15,496.01		



Filters: Cost Center Name Not Equal To DoNotReport; Billing Period Equal To 201310All Meter CodesAll Group Names

elpaso

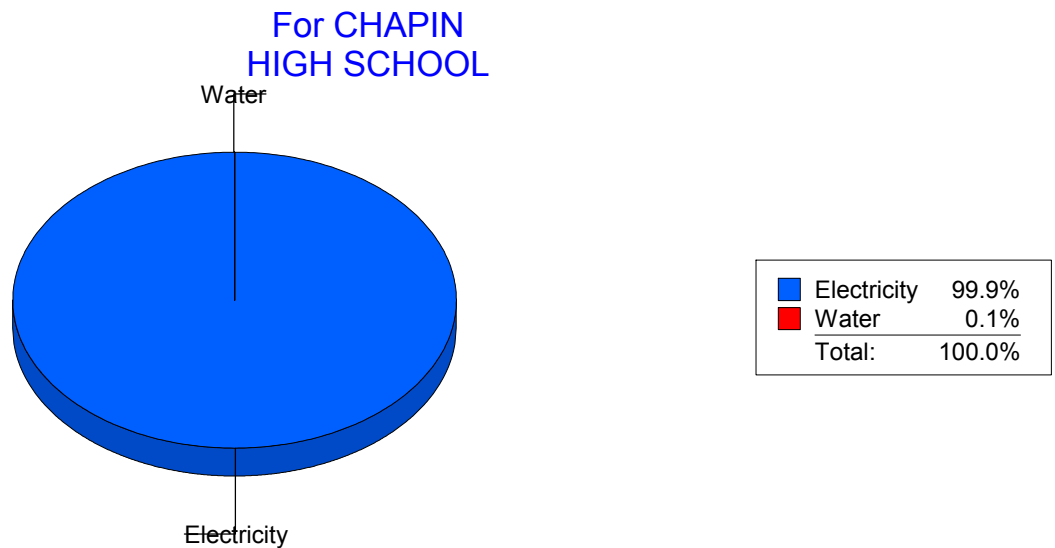
Energy CAP

Cost Avoidance Program

Cost Summary Graph

Grouped by Energy Type

Energy Type	Use	Units	Meter Cost	Special Charges	Total Cost	Avg Unit Cost	% of Total Cost
Site: CHAPIN HIGH SCHOOL - CHAPIN HIGH SCHOOL							
Electricity	294,786	KWH	\$35,092.38	\$0.00	\$35,092.38	0.1190	99.87%
Water	0	CCF	\$47.20	\$0.00	\$47.20	0.0000	0.13%
Total Cost:			\$35,139.58	\$0.00	\$35,139.58		



Filters: Cost Center Name Not Equal To DoNotReport; Billing Period Equal To 201310All Meter CodesAll Group Names

elpaso

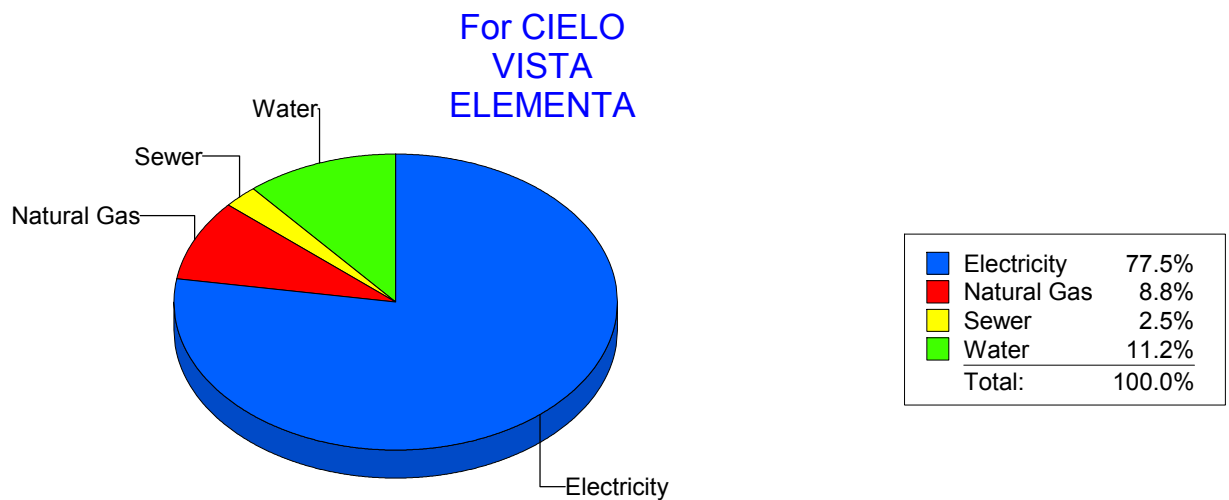
Energy CAP

Cost Avoidance Program

Cost Summary Graph

Grouped by Energy Type

Energy Type	Use	Units	Meter Cost	Special Charges	Total Cost	Avg Unit Cost	% of Total Cost
Site: CIELO VISTA ELEMENTA - CIELO VISTA ELEMENTA							
Electricity	56,620	KWH	\$7,478.91	\$0.00	\$7,478.91	0.1321	77.49%
Natural Gas	1,366	CCF	\$849.99	\$0.00	\$849.99	0.6222	8.81%
Water	407	CCF	\$1,080.66	\$0.00	\$1,080.66	2.6552	11.20%
Sewer	67	CCF	\$241.29	\$0.00	\$241.29	3.6013	2.50%
Total Cost:			\$9,650.85	\$0.00	\$9,650.85		



Filters: Cost Center Name Not Equal To DoNotReport; Billing Period Equal To 201310All Meter CodesAll Group Names

elpaso

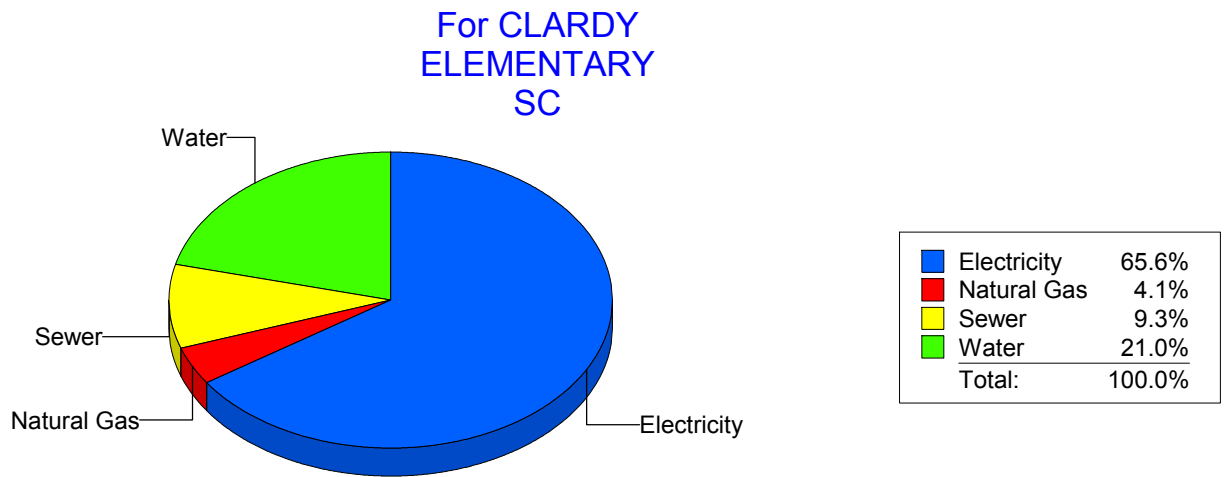
Energy CAP

Cost Avoidance Program

Cost Summary Graph

Grouped by Energy Type

Energy Type	Use	Units	Meter Cost	Special Charges	Total Cost	Avg Unit Cost	% of Total Cost
Site: CLARDY ELEMENTARY SC - CLARDY ELEMENTARY SC							
Electricity	31,445	KWH	\$4,403.73	\$0.00	\$4,403.73	0.1400	65.56%
Natural Gas	303	CCF	\$277.67	\$0.00	\$277.67	0.9164	4.13%
Water	609	CCF	\$1,410.74	\$0.00	\$1,410.74	2.3165	21.00%
Sewer	296	CCF	\$624.63	\$0.00	\$624.63	2.1102	9.30%
Total Cost:			\$6,716.77	\$0.00	\$6,716.77		



Filters: Cost Center Name Not Equal To DoNotReport; Billing Period Equal To 201310All Meter CodesAll Group Names

elpaso

Energy CAP

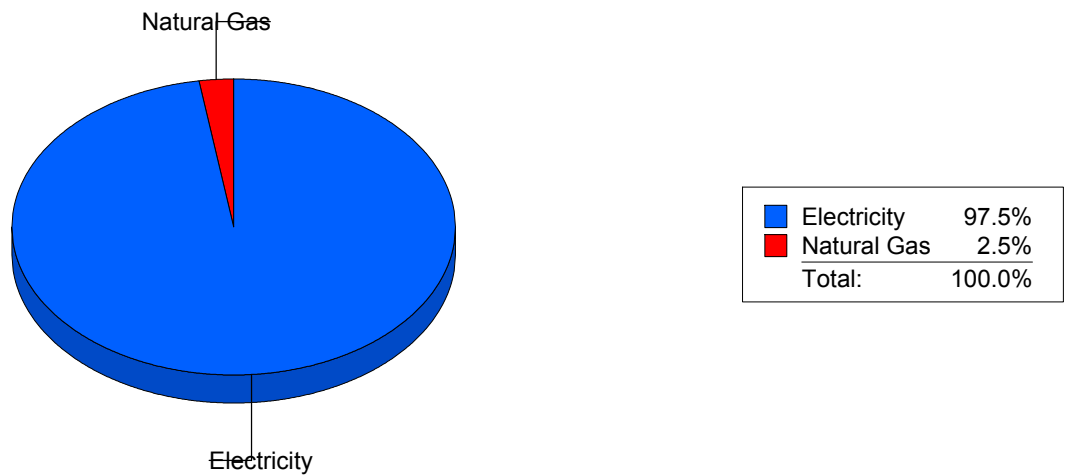
Cost Avoidance Program

Cost Summary Graph

Grouped by Energy Type

Energy Type	Use	Units	Meter Cost	Special Charges	Total Cost	Avg Unit Cost	% of Total Cost
Site: CLENDININ - CLENDININ							
Electricity	58,200	KWH	\$8,035.02	\$0.00	\$8,035.02	0.1381	97.47%
Natural Gas	286	CCF	\$208.58	\$0.00	\$208.58	0.7293	2.53%
Total Cost:			\$8,243.60	\$0.00	\$8,243.60		

For CLENDININ



Filters: Cost Center Name Not Equal To DoNotReport; Billing Period Equal To 201310All Meter CodesAll Group Names

elpaso

Energy CAP

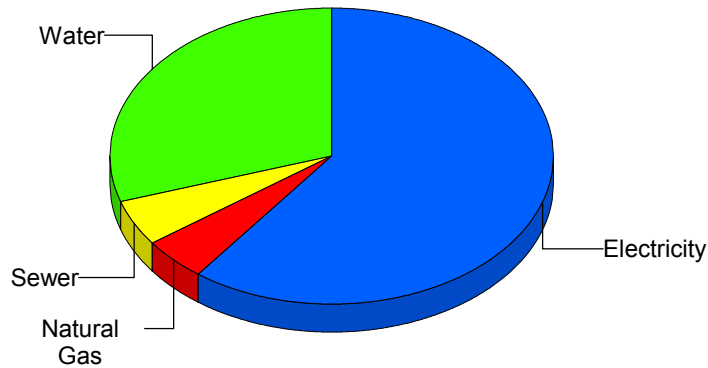
Cost Avoidance Program

Cost Summary Graph

Grouped by Energy Type

Energy Type	Use	Units	Meter Cost	Special Charges	Total Cost	Avg Unit Cost	% of Total Cost
Site: COLDWELL INTERMEDIAT - COLDWELL INTERMEDIAT							
Electricity	32,071	KWH	\$4,065.07	\$0.00	\$4,065.07	0.1268	60.20%
Natural Gas	287	CCF	\$328.18	\$0.00	\$328.18	1.1435	4.86%
Water	483	CCF	\$2,029.04	\$0.00	\$2,029.04	4.2009	30.05%
Sewer	103	CCF	\$330.29	\$0.00	\$330.29	3.2067	4.89%
Total Cost:			\$6,752.58	\$0.00	\$6,752.58		

For
COLDWELL
INTERMEDIAT



Electricity	60.2%
Natural Gas	4.9%
Sewer	4.9%
Water	30.0%
Total:	100.0%

Filters: Cost Center Name Not Equal To DoNotReport; Billing Period Equal To 201310All Meter CodesAll Group Names

elpaso

Energy CAP

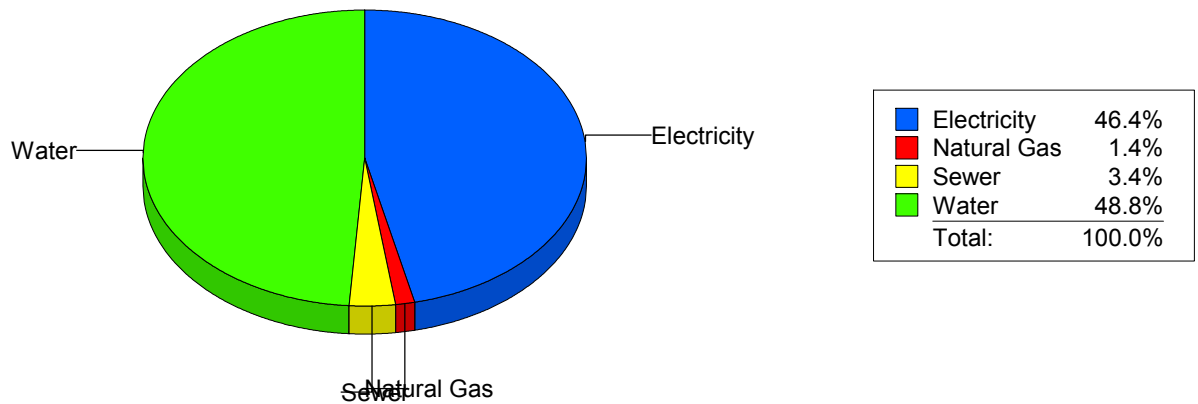
Cost Avoidance Program

Cost Summary Graph

Grouped by Energy Type

Energy Type	Use	Units	Meter Cost	Special Charges	Total Cost	Avg Unit Cost	% of Total Cost
Site: COLLINS ELEMENTARY - COLLINS ELEMENTARY							
Electricity	46,671	KWH	\$6,189.30	\$0.00	\$6,189.30	0.1326	46.42%
Natural Gas	136	CCF	\$183.82	\$0.00	\$183.82	1.3516	1.38%
Water	1,520	CCF	\$6,506.79	\$0.00	\$6,506.79	4.2808	48.80%
Sewer	221	CCF	\$453.81	\$0.00	\$453.81	2.0534	3.40%
Total Cost:			\$13,333.72	\$0.00	\$13,333.72		

For COLLINS
ELEMENTARY



Filters: Cost Center Name Not Equal To DoNotReport; Billing Period Equal To 201310All Meter CodesAll Group Names

elpaso

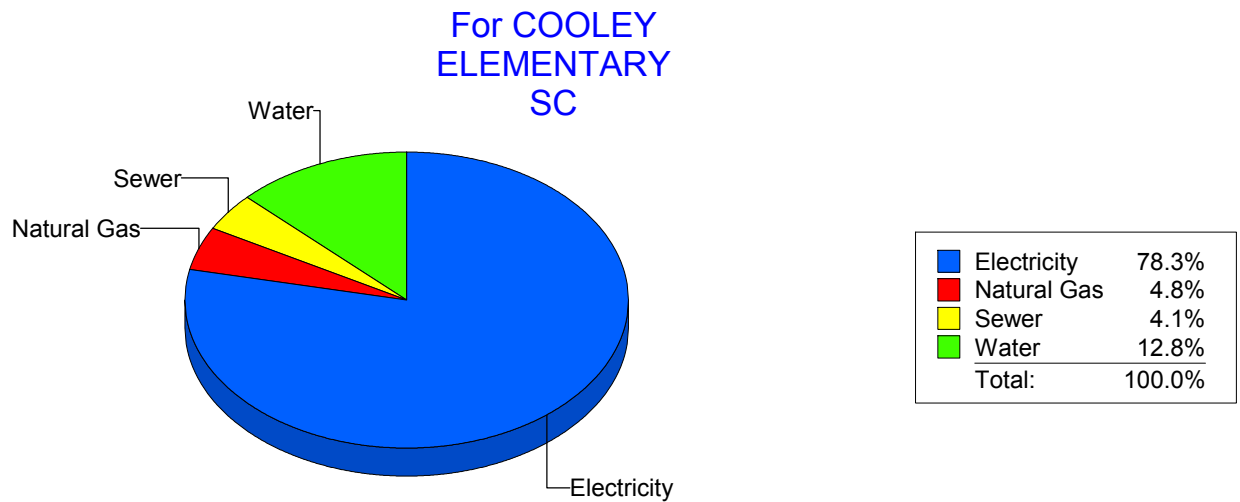
Energy CAP

Cost Avoidance Program

Cost Summary Graph

Grouped by Energy Type

Energy Type	Use	Units	Meter Cost	Special Charges	Total Cost	Avg Unit Cost	% of Total Cost
Site: COOLEY ELEMENTARY SC - COOLEY ELEMENTARY SC							
Electricity	92,200	KWH	\$13,418.24	\$0.00	\$13,418.24	0.1455	78.27%
Natural Gas	1,297	CCF	\$819.96	\$0.00	\$819.96	0.6322	4.78%
Water	610	CCF	\$2,199.84	\$0.00	\$2,199.84	3.6063	12.83%
Sewer	219	CCF	\$706.52	\$0.00	\$706.52	3.2261	4.12%
Total Cost:			\$17,144.56	\$0.00	\$17,144.56		



Filters: Cost Center Name Not Equal To DoNotReport; Billing Period Equal To 201310All Meter CodesAll Group Names

elpaso

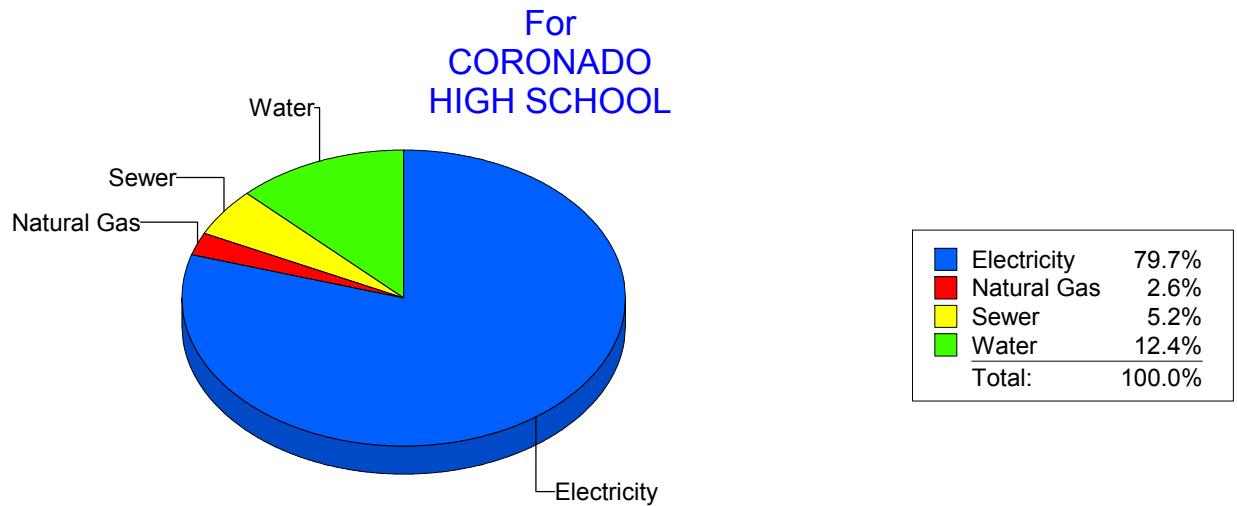
Energy CAP

Cost Avoidance Program

Cost Summary Graph

Grouped by Energy Type

Energy Type	Use	Units	Meter Cost	Special Charges	Total Cost	Avg Unit Cost	% of Total Cost
Site: CORONADO HIGH SCHOOL - CORONADO HIGH SCHOOL							
Electricity	228,483	KWH	\$28,797.28	\$0.00	\$28,797.28	0.1260	79.69%
Natural Gas	1,447	CCF	\$957.33	\$0.00	\$957.33	0.6616	2.65%
Water	3,129	CCF	\$4,488.83	\$0.00	\$4,488.83	1.4346	12.42%
Sewer	1,141	CCF	\$1,892.99	\$0.00	\$1,892.99	1.6591	5.24%
Total Cost:			\$36,136.43	\$0.00	\$36,136.43		



Filters: Cost Center Name Not Equal To DoNotReport; Billing Period Equal To 201310All Meter CodesAll Group Names

el Paso

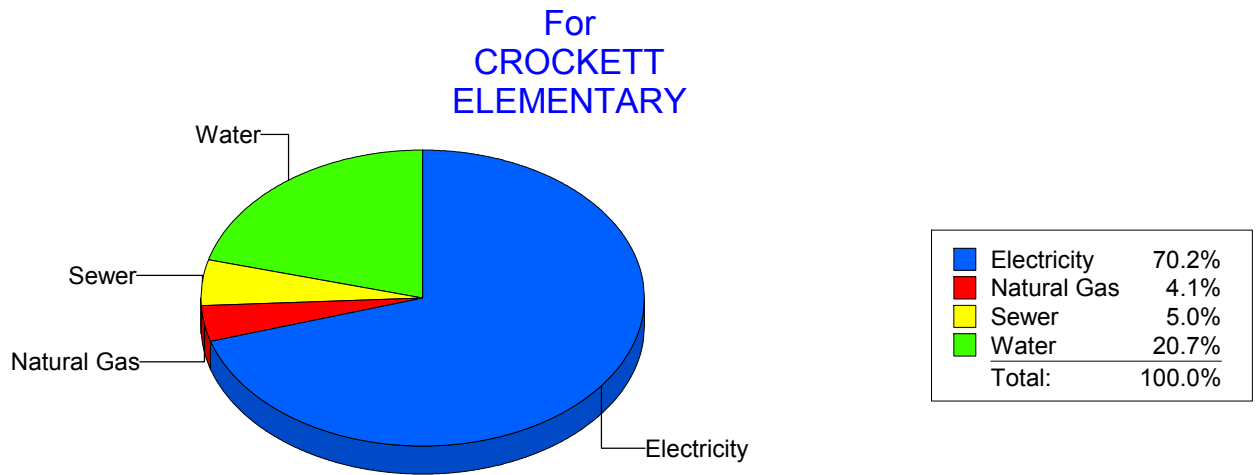
Energy CAP

Cost Avoidance Program

Cost Summary Graph

Grouped by Energy Type

Energy Type	Use	Units	Meter Cost	Special Charges	Total Cost	Avg Unit Cost	% of Total Cost
Site: CROCKETT - CROCKETT ELEMENTARY							
Electricity	33,400	KWH	\$4,432.90	\$0.00	\$4,432.90	0.1327	70.20%
Natural Gas	372	CCF	\$256.91	\$0.00	\$256.91	0.6906	4.07%
Water	401	CCF	\$1,309.22	\$0.00	\$1,309.22	3.2649	20.73%
Sewer	131	CCF	\$315.42	\$0.00	\$315.42	2.4078	5.00%
Total Cost:			\$6,314.45	\$0.00	\$6,314.45		



Filters: Cost Center Name Not Equal To DoNotReport; Billing Period Equal To 201310All Meter CodesAll Group Names

elpaso

Energy CAP

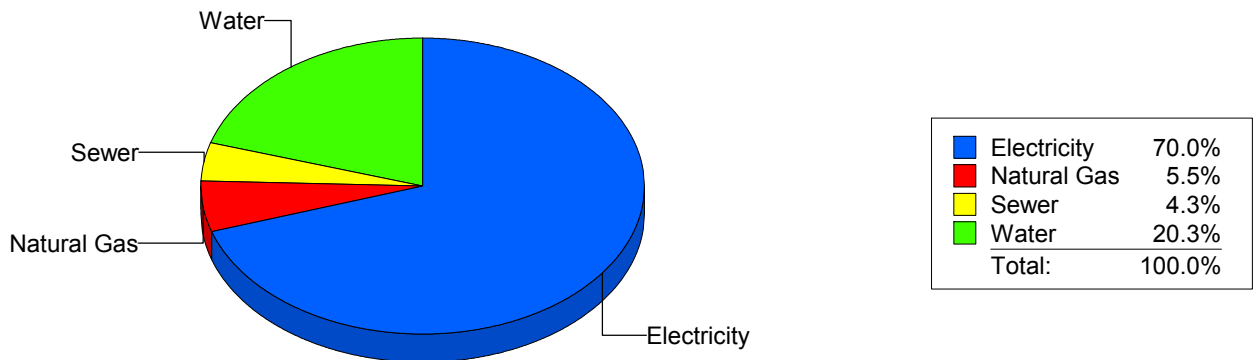
Cost Avoidance Program

Cost Summary Graph

Grouped by Energy Type

Energy Type	Use	Units	Meter Cost	Special Charges	Total Cost	Avg Unit Cost	% of Total Cost
Site: CROSBY ELEMENTARY - CROSBY ELEMENTARY							
Electricity	35,274	KWH	\$4,639.07	\$0.00	\$4,639.07	0.1315	69.99%
Natural Gas	457	CCF	\$364.19	\$0.00	\$364.19	0.7969	5.49%
Water	389	CCF	\$1,342.26	\$0.00	\$1,342.26	3.4505	20.25%
Sewer	107	CCF	\$282.30	\$0.00	\$282.30	2.6383	4.26%
Total Cost:			\$6,627.82	\$0.00	\$6,627.82		

For CROSBY
ELEMENTARY



Filters: Cost Center Name Not Equal To DoNotReport; Billing Period Equal To 201310All Meter CodesAll Group Names

elpaso

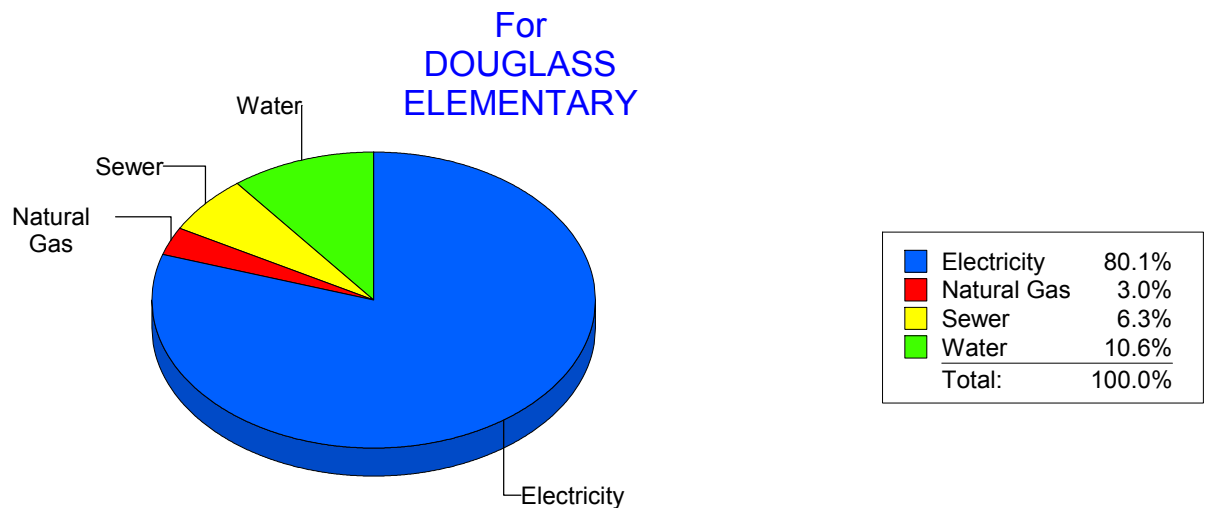
Energy CAP

Cost Avoidance Program

Cost Summary Graph

Grouped by Energy Type

Energy Type	Use	Units	Meter Cost	Special Charges	Total Cost	Avg Unit Cost	% of Total Cost
Site: DOUGLASS ELEMENTARY - DOUGLASS ELEMENTARY							
Electricity	39,744	KWH	\$4,858.03	\$0.00	\$4,858.03	0.1222	80.13%
Natural Gas	134	CCF	\$182.69	\$0.00	\$182.69	1.3634	3.01%
Water	265	CCF	\$640.43	\$0.00	\$640.43	2.4167	10.56%
Sewer	142	CCF	\$381.63	\$0.00	\$381.63	2.6875	6.29%
Total Cost:			\$6,062.78	\$0.00	\$6,062.78		



Filters: Cost Center Name Not Equal To DoNotReport; Billing Period Equal To 201310All Meter CodesAll Group Names

elpaso

Energy CAP

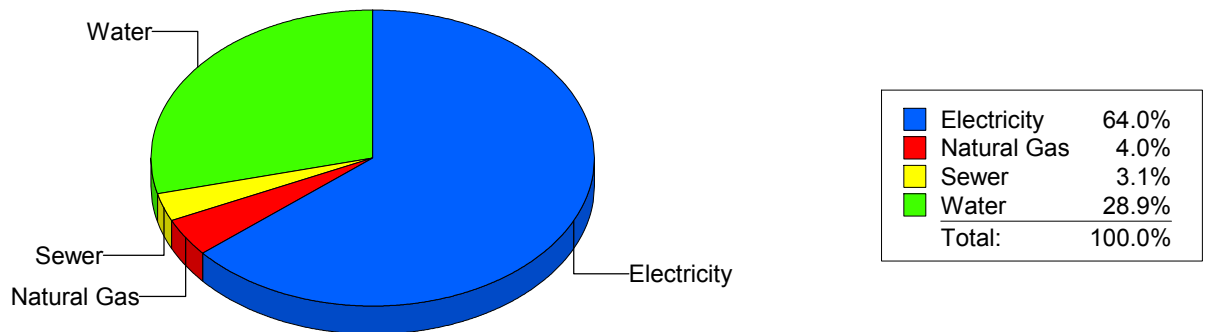
Cost Avoidance Program

Cost Summary Graph

Grouped by Energy Type

Energy Type	Use	Units	Meter Cost	Special Charges	Total Cost	Avg Unit Cost	% of Total Cost
Site: DOWELL ELEMENTARY - DOWELL ELEMENTARY							
Electricity	22,686	KWH	\$2,970.15	\$0.00	\$2,970.15	0.1309	64.01%
Natural Gas	246	CCF	\$185.85	\$0.00	\$185.85	0.7555	4.01%
Water	598	CCF	\$1,342.47	\$0.00	\$1,342.47	2.2449	28.93%
Sewer	64	CCF	\$141.83	\$0.00	\$141.83	2.2161	3.06%
Total Cost:			\$4,640.30	\$0.00	\$4,640.30		

For DOWELL
ELEMENTARY



Filters: Cost Center Name Not Equal To DoNotReport; Billing Period Equal To 201310All Meter CodesAll Group Names

elpaso

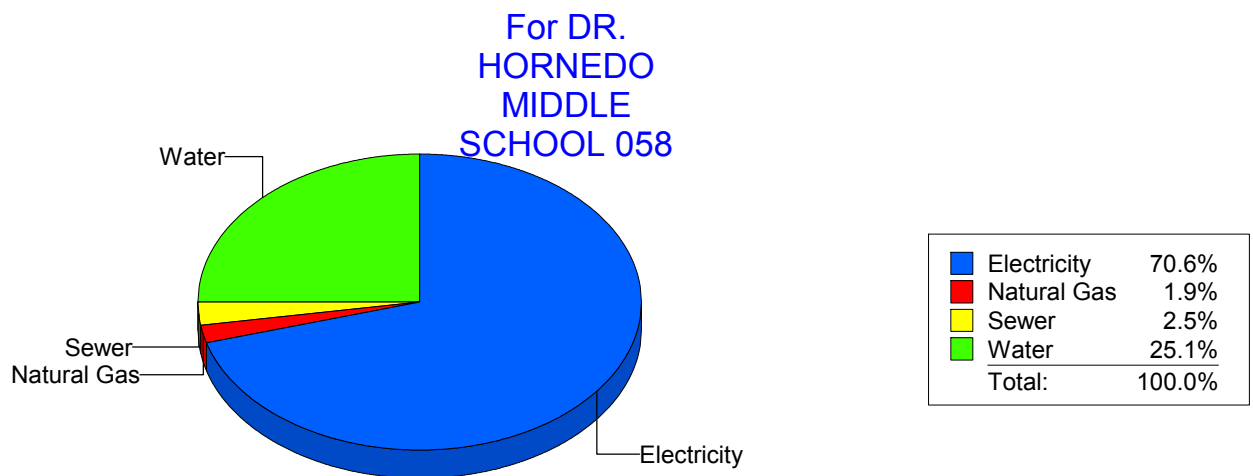
Energy CAP

Cost Avoidance Program

Cost Summary Graph

Grouped by Energy Type

Energy Type	Use	Units	Meter Cost	Special Charges	Total Cost	Avg Unit Cost	% of Total Cost
Site: DRHORNEDOMIDDLESCHOOL - DR. HORNEDO MIDDLE SCHOOL 058							
Electricity	114,200	KWH	\$10,340.53	\$0.00	\$10,340.53	0.0905	70.58%
Natural Gas	404	CCF	\$274.89	\$0.00	\$274.89	0.6804	1.88%
Water	1,005	CCF	\$3,671.26	\$0.00	\$3,671.26	3.6530	25.06%
Sewer	97	CCF	\$363.09	\$0.00	\$363.09	3.7432	2.48%
Total Cost:			\$14,649.77	\$0.00	\$14,649.77		



Filters: Cost Center Name Not Equal To DoNotReport; Billing Period Equal To 201310All Meter CodesAll Group Names

elpaso

Energy CAP

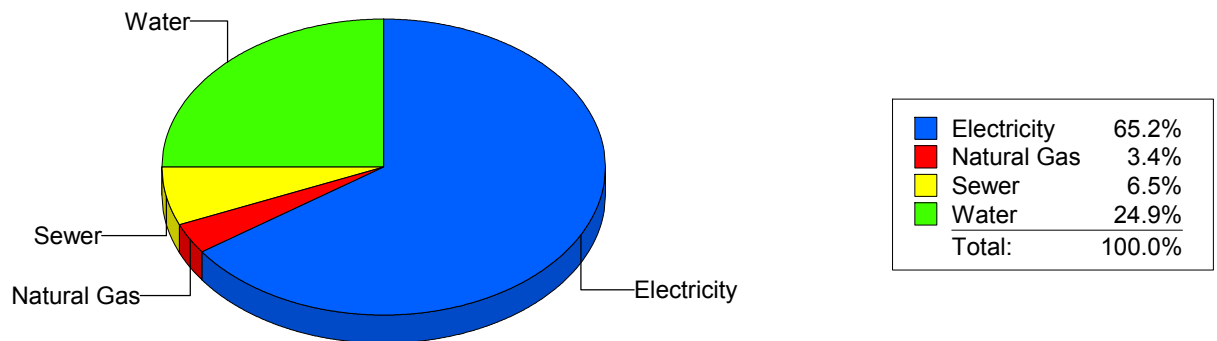
Cost Avoidance Program

Cost Summary Graph

Grouped by Energy Type

Energy Type	Use	Units	Meter Cost	Special Charges	Total Cost	Avg Unit Cost	% of Total Cost
Site: DR. L.A. NIXON ELEME - DR. L.A. NIXON ELEME							
Electricity	44,560	KWH	\$5,436.94	\$0.00	\$5,436.94	0.1220	65.20%
Natural Gas	314	CCF	\$283.85	\$0.00	\$283.85	0.9040	3.40%
Water	643	CCF	\$2,076.64	\$0.00	\$2,076.64	3.2296	24.90%
Sewer	197	CCF	\$541.52	\$0.00	\$541.52	2.7488	6.49%
Total Cost:			\$8,338.95	\$0.00	\$8,338.95		

For DR. L.A.
NIXON ELEME



Filters: Cost Center Name Not Equal To DoNotReport; Billing Period Equal To 201310All Meter CodesAll Group Names

el Paso

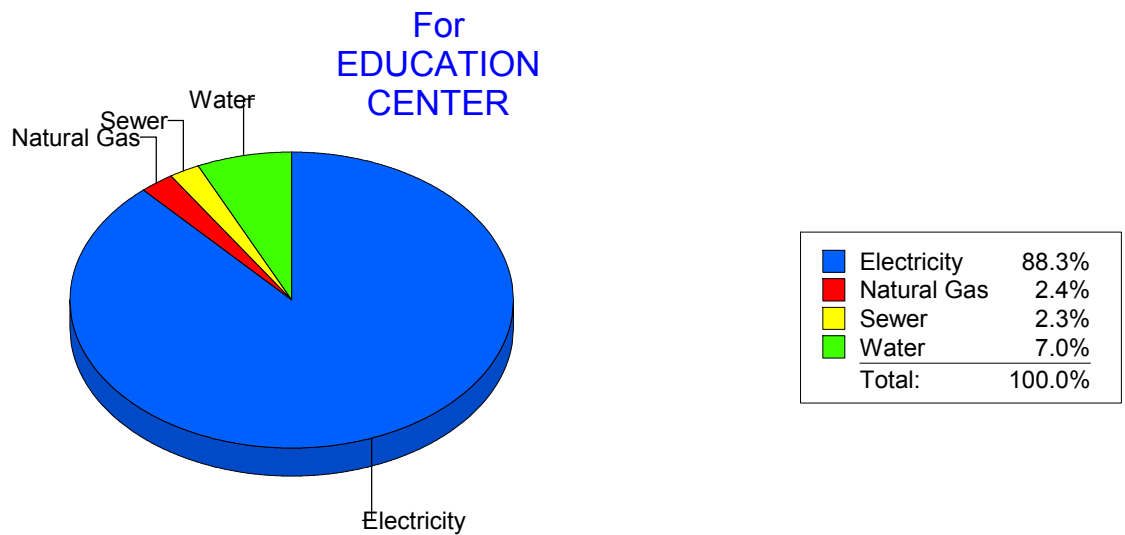
Energy CAP

Cost Avoidance Program

Cost Summary Graph

Grouped by Energy Type

Energy Type	Use	Units	Meter Cost	Special Charges	Total Cost	Avg Unit Cost	% of Total Cost
Site: EDUCATION CENTER - EDUCATION CENTER							
Electricity	288,811	KWH	\$31,379.35	\$0.00	\$31,379.35	0.1087	88.31%
Natural Gas	1,485	CCF	\$862.25	\$0.00	\$862.25	0.5806	2.43%
Water	865	CCF	\$2,489.53	\$0.00	\$2,489.53	2.8781	7.01%
Sewer	338	CCF	\$803.42	\$0.00	\$803.42	2.3770	2.26%
Total Cost:			\$35,534.55	\$0.00	\$35,534.55		



Filters: Cost Center Name Not Equal To DoNotReport; Billing Period Equal To 201310All Meter CodesAll Group Names

elpaso

Energy CAP

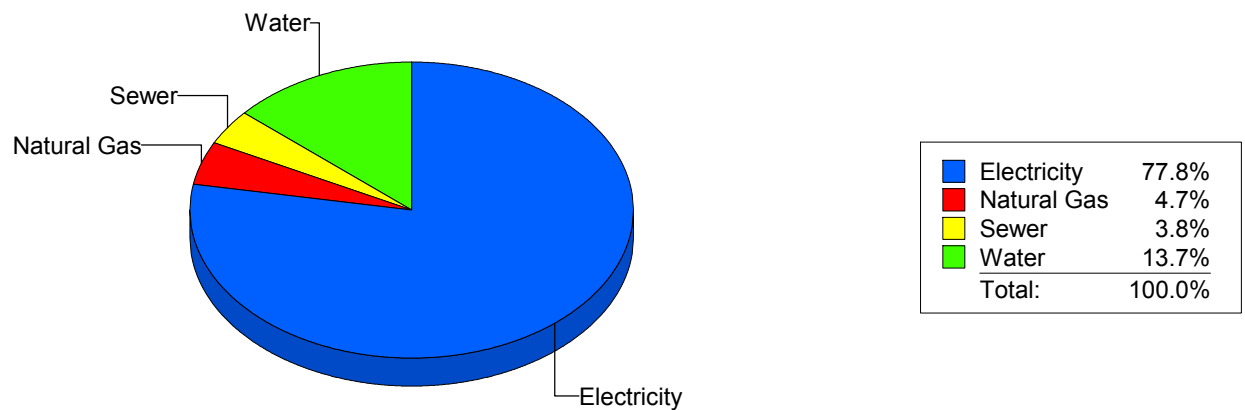
Cost Avoidance Program

Cost Summary Graph

Grouped by Energy Type

Energy Type	Use	Units	Meter Cost	Special Charges	Total Cost	Avg Unit Cost	% of Total Cost
Site: EL PASO HIGH SCHOOL - EL PASO HIGH SCHOOL							
Electricity	197,731	KWH	\$23,602.04	\$0.00	\$23,602.04	0.1194	77.76%
Natural Gas	2,020	CCF	\$1,427.52	\$0.00	\$1,427.52	0.7067	4.70%
Water	1,535	CCF	\$4,162.65	\$0.00	\$4,162.65	2.7118	13.71%
Sewer	518	CCF	\$1,160.22	\$0.00	\$1,160.22	2.2398	3.82%
Total Cost:			\$30,352.43	\$0.00	\$30,352.43		

For EL PASO
HIGH SCHOOL



Filters: Cost Center Name Not Equal To DoNotReport; Billing Period Equal To 201310All Meter CodesAll Group Names

elpaso

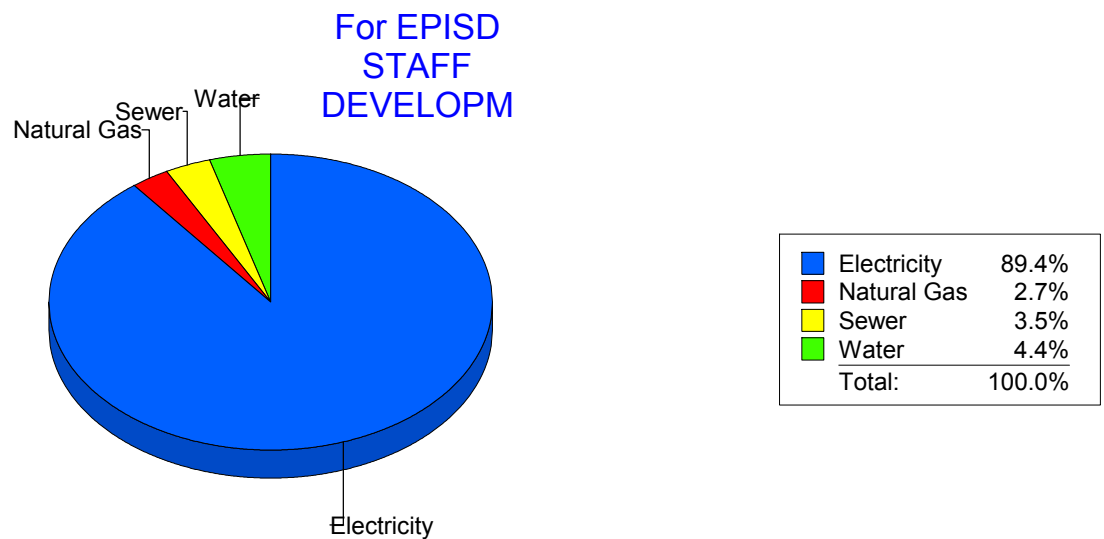
Energy CAP

Cost Avoidance Program

Cost Summary Graph

Grouped by Energy Type

Energy Type	Use	Units	Meter Cost	Special Charges	Total Cost	Avg Unit Cost	% of Total Cost
Site: EPISD STAFF DEVELOPM - EPISD STAFF DEVELOPM							
Electricity	15,280	KWH	\$2,190.54	\$0.00	\$2,190.54	0.1434	89.43%
Natural Gas	13	CCF	\$65.30	\$0.00	\$65.30	5.0231	2.67%
Water	25	CCF	\$108.36	\$0.00	\$108.36	4.3344	4.42%
Sewer	23	CCF	\$85.25	\$0.00	\$85.25	3.7065	3.48%
Total Cost:			\$2,449.45	\$0.00	\$2,449.45		



Filters: Cost Center Name Not Equal To DoNotReport; Billing Period Equal To 201310All Meter CodesAll Group Names

elpaso

Energy CAP

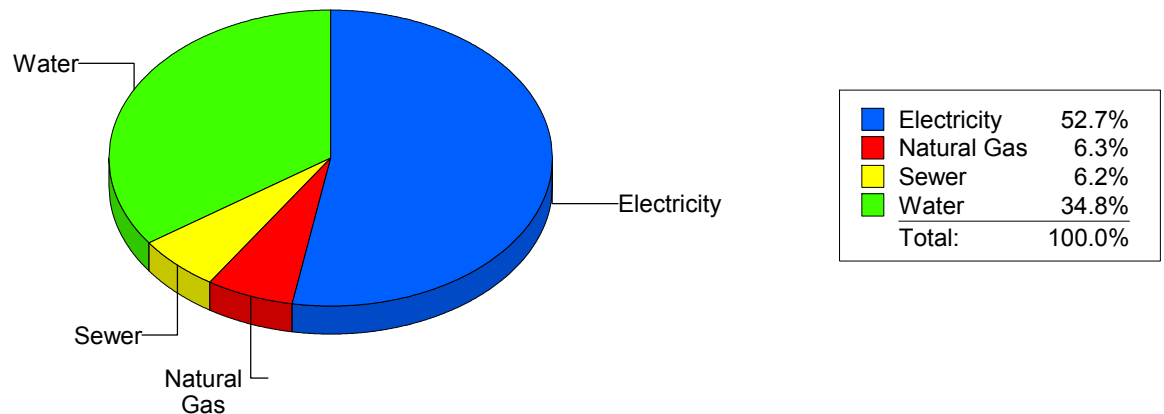
Cost Avoidance Program

Cost Summary Graph

Grouped by Energy Type

Energy Type	Use	Units	Meter Cost	Special Charges	Total Cost	Avg Unit Cost	% of Total Cost
Site: FANNIN ELEMENTARY - FANNIN ELEMENTARY							
Electricity	25,095	KWH	\$3,372.80	\$0.00	\$3,372.80	0.1344	52.70%
Natural Gas	429	CCF	\$406.13	\$0.00	\$406.13	0.9467	6.35%
Water	841	CCF	\$2,224.04	\$0.00	\$2,224.04	2.6445	34.75%
Sewer	131	CCF	\$396.93	\$0.00	\$396.93	3.0300	6.20%
Total Cost:			\$6,399.90	\$0.00	\$6,399.90		

For FANNIN
ELEMENTARY



Filters: Cost Center Name Not Equal To DoNotReport; Billing Period Equal To 201310All Meter CodesAll Group Names

elpaso

Energy CAP

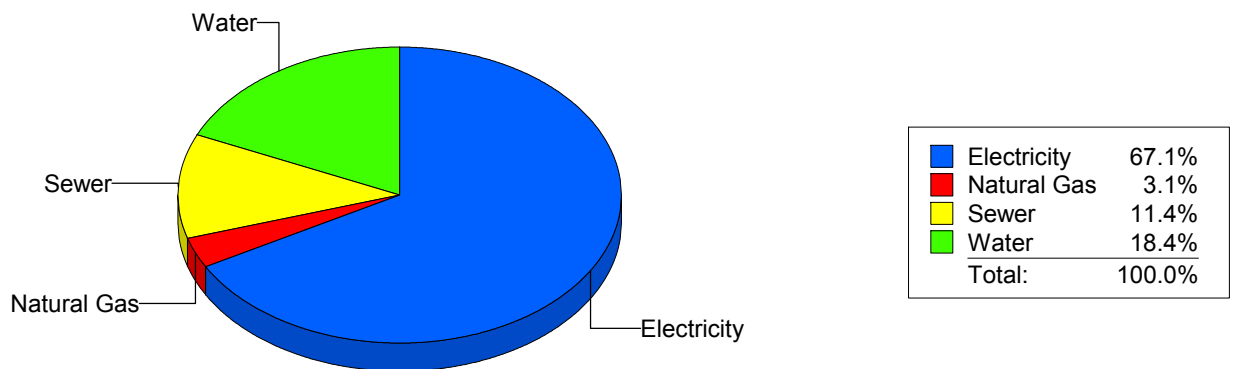
Cost Avoidance Program

Cost Summary Graph

Grouped by Energy Type

Energy Type	Use	Units	Meter Cost	Special Charges	Total Cost	Avg Unit Cost	% of Total Cost
Site: FINE ARTS/MULTIMEDIA - FINE ARTS/MULTIMEDIA							
Electricity	10,110 KWH		\$1,301.14	\$0.00	\$1,301.14	0.1287	67.08%
Natural Gas	2 CCF		\$60.41	\$0.00	\$60.41	30.2050	3.11%
Water	185 CCF		\$356.33	\$0.00	\$356.33	1.9261	18.37%
Sewer	112 CCF		\$221.88	\$0.00	\$221.88	1.9811	11.44%
Total Cost:			\$1,939.76	\$0.00	\$1,939.76		

For FINE
ARTS/MULTIMEDIA



Filters: Cost Center Name Not Equal To DoNotReport; Billing Period Equal To 201310All Meter CodesAll Group Names

elpaso

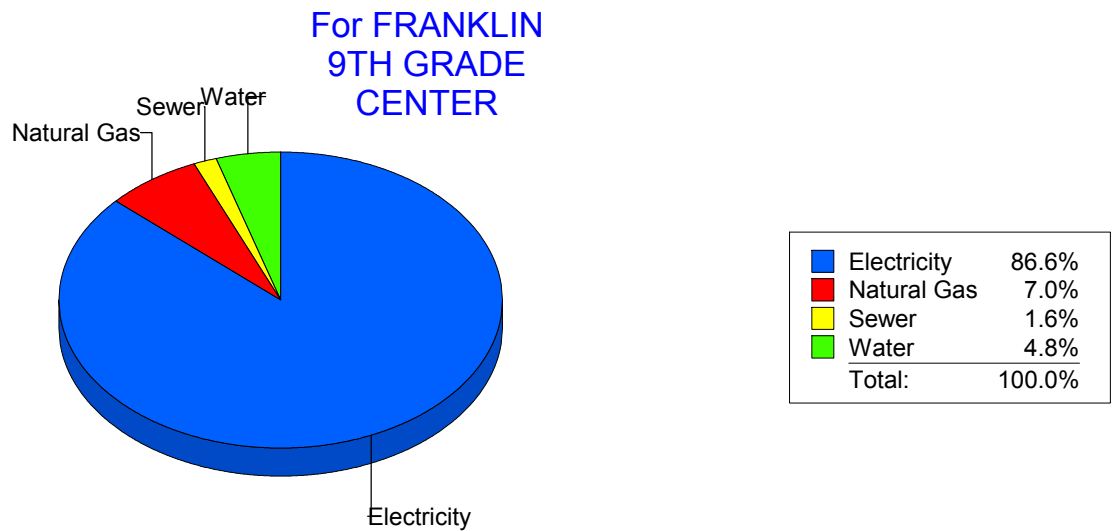
Energy CAP

Cost Avoidance Program

Cost Summary Graph

Grouped by Energy Type

Energy Type	Use	Units	Meter Cost	Special Charges	Total Cost	Avg Unit Cost	% of Total Cost
Site: FRANKLIN9THGRADECENTER - FRANKLIN 9TH GRADE CENTER							
Electricity	165,000	KWH	\$19,545.08	\$0.00	\$19,545.08	0.1185	86.64%
Natural Gas	2,804	CCF	\$1,576.53	\$0.00	\$1,576.53	0.5622	6.99%
Water	385	CCF	\$1,077.09	\$0.00	\$1,077.09	2.7976	4.77%
Sewer	95	CCF	\$360.33	\$0.00	\$360.33	3.7929	1.60%
Total Cost:			\$22,559.03	\$0.00	\$22,559.03		



Filters: Cost Center Name Not Equal To DoNotReport; Billing Period Equal To 201310All Meter CodesAll Group Names

elpaso

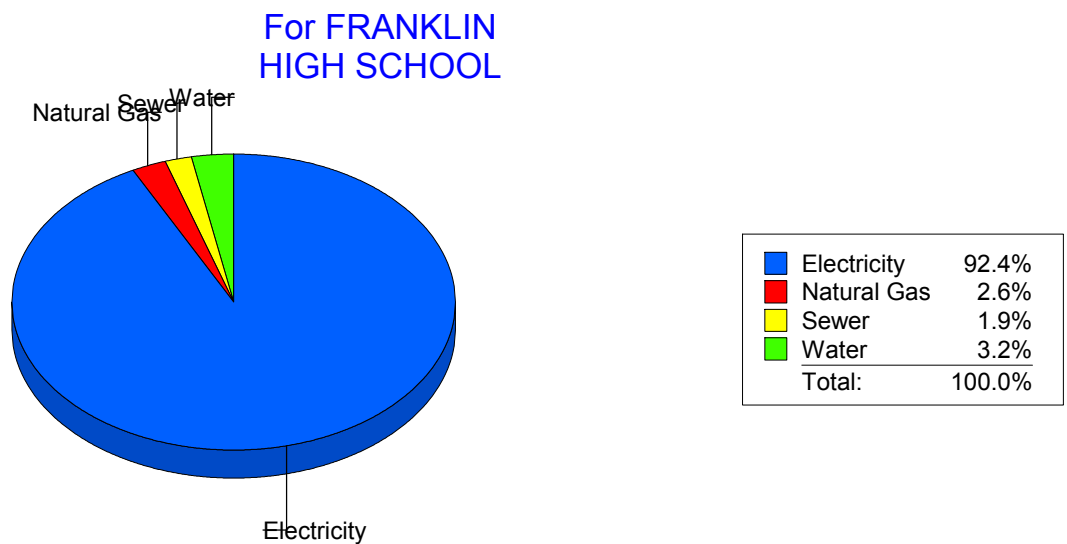
Energy CAP

Cost Avoidance Program

Cost Summary Graph

Grouped by Energy Type

Energy Type	Use	Units	Meter Cost	Special Charges	Total Cost	Avg Unit Cost	% of Total Cost
Site: FRANKLIN HIGH SCHOOL - FRANKLIN HIGH SCHOOL							
Electricity	299,421	KWH	\$32,143.40	\$0.00	\$32,143.40	0.1074	92.37%
Natural Gas	1,452	CCF	\$896.39	\$0.00	\$896.39	0.6173	2.58%
Water	526	CCF	\$1,111.53	\$0.00	\$1,111.53	2.1132	3.19%
Sewer	303	CCF	\$647.37	\$0.00	\$647.37	2.1365	1.86%
Total Cost:			\$34,798.69	\$0.00	\$34,798.69		



Filters: Cost Center Name Not Equal To DoNotReport; Billing Period Equal To 201310All Meter CodesAll Group Names

el Paso

Energy CAP

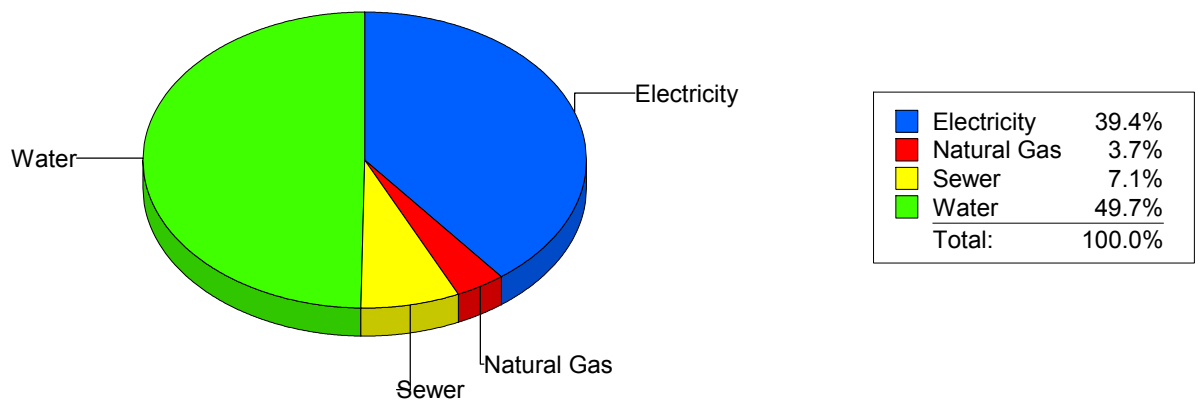
Cost Avoidance Program

Cost Summary Graph

Grouped by Energy Type

Energy Type	Use	Units	Meter Cost	Special Charges	Total Cost	Avg Unit Cost	% of Total Cost
Site: GREEN ELEMENTARY SCH - GREEN ELEMENTARY SCH							
Electricity	29,400	KWH	\$2,863.35	\$0.00	\$2,863.35	0.0974	39.44%
Natural Gas	291	CCF	\$270.91	\$0.00	\$270.91	0.9310	3.73%
Water	870	CCF	\$3,609.06	\$0.00	\$3,609.06	4.1483	49.71%
Sewer	160	CCF	\$517.35	\$0.00	\$517.35	3.2334	7.13%
Total Cost:			\$7,260.67	\$0.00	\$7,260.67		

For GREEN
ELEMENTARY
SCH



Filters: Cost Center Name Not Equal To DoNotReport; Billing Period Equal To 201310All Meter CodesAll Group Names

elpaso

Energy CAP

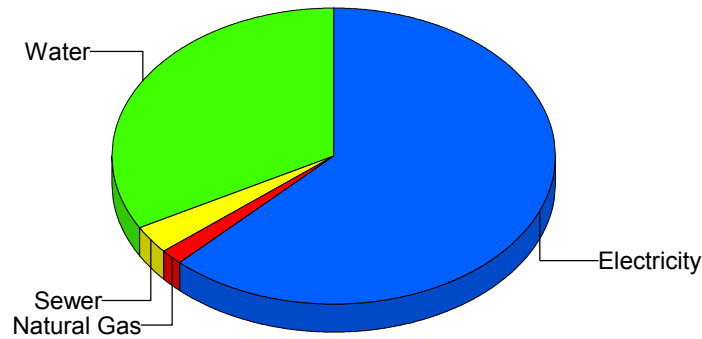
Cost Avoidance Program

Cost Summary Graph

Grouped by Energy Type

Energy Type	Use	Units	Meter Cost	Special Charges	Total Cost	Avg Unit Cost	% of Total Cost
Site: GUILLEN MIDDLE SCHOO - GUILLEN MIDDLE SCHOO							
Electricity	100,052	KWH	\$12,287.67	\$0.00	\$12,287.67	0.1228	62.11%
Natural Gas	439	CCF	\$354.09	\$0.00	\$354.09	0.8066	1.79%
Water	1,774	CCF	\$6,531.16	\$0.00	\$6,531.16	3.6816	33.01%
Sewer	287	CCF	\$612.21	\$0.00	\$612.21	2.1331	3.09%
Total Cost:			\$19,785.13	\$0.00	\$19,785.13		

For GUILLEN
MIDDLE
SCHOO



Electricity	62.1%
Natural Gas	1.8%
Sewer	3.1%
Water	33.0%
Total:	100.0%

Filters: Cost Center Name Not Equal To DoNotReport; Billing Period Equal To 201310All Meter CodesAll Group Names

elpaso

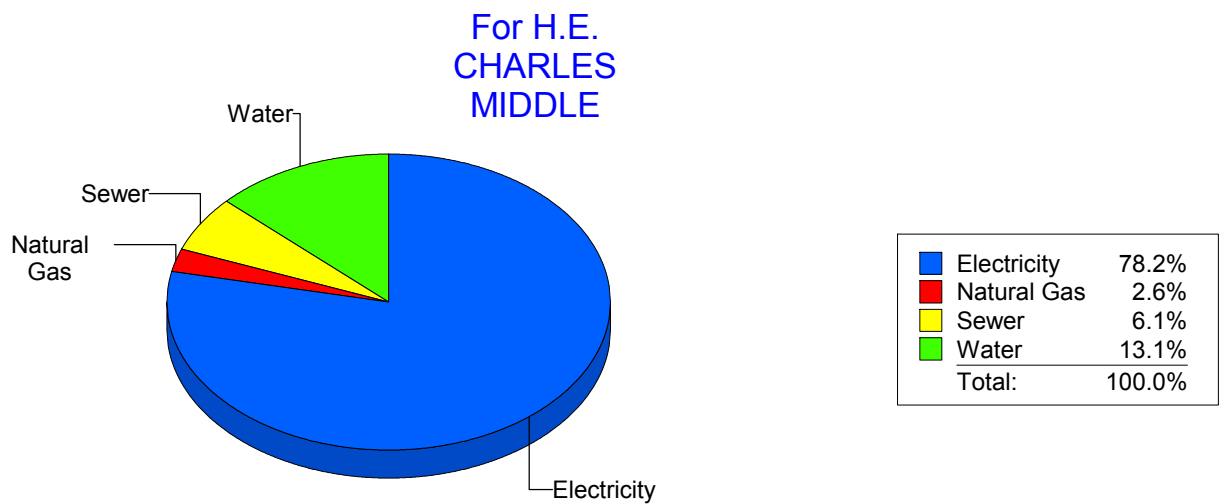
Energy CAP

Cost Avoidance Program

Cost Summary Graph

Grouped by Energy Type

Energy Type	Use	Units	Meter Cost	Special Charges	Total Cost	Avg Unit Cost	% of Total Cost
Site: H.E. CHARLES MIDDLE - H.E. CHARLES MIDDLE							
Electricity	90,894	KWH	\$11,421.87	\$0.00	\$11,421.87	0.1257	78.20%
Natural Gas	488	CCF	\$380.68	\$0.00	\$380.68	0.7801	2.61%
Water	915	CCF	\$1,916.77	\$0.00	\$1,916.77	2.0948	13.12%
Sewer	476	CCF	\$886.11	\$0.00	\$886.11	1.8616	6.07%
Total Cost:			\$14,605.43	\$0.00	\$14,605.43		



Filters: Cost Center Name Not Equal To DoNotReport; Billing Period Equal To 201310All Meter CodesAll Group Names

elpaso

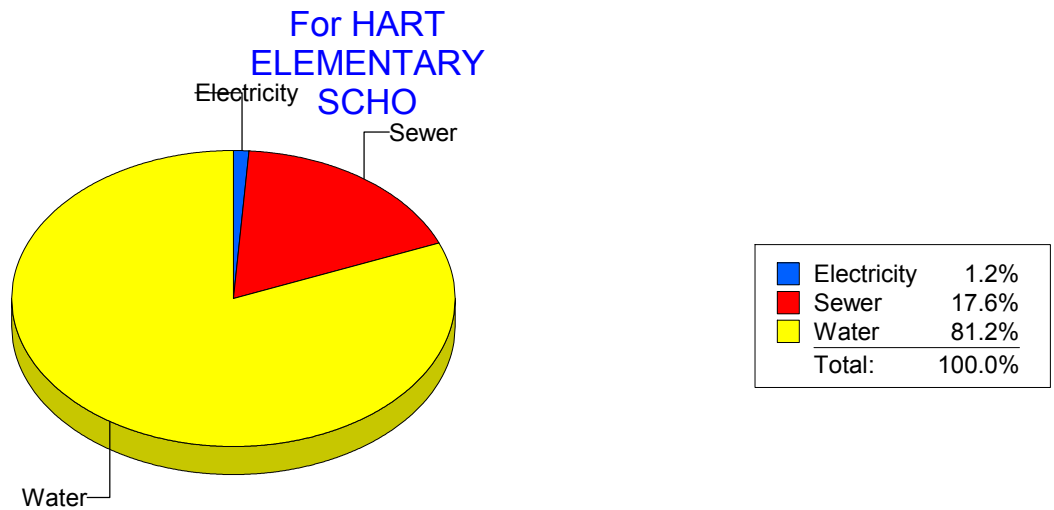
Energy CAP

Cost Avoidance Program

Cost Summary Graph

Grouped by Energy Type

Energy Type	Use	Units	Meter Cost	Special Charges	Total Cost	Avg Unit Cost	% of Total Cost
Site: HART ELEMENTARY SCHO - HART ELEMENTARY SCHO							
Electricity	22 KWH		\$19.41	\$0.00	\$19.41	0.8823	1.19%
Water	362 CCF		\$1,320.65	\$0.00	\$1,320.65	3.6482	81.18%
Sewer	92 CCF		\$286.72	\$0.00	\$286.72	3.1165	17.63%
Total Cost:			\$1,626.78	\$0.00	\$1,626.78		



Filters: Cost Center Name Not Equal To DoNotReport; Billing Period Equal To 201310All Meter CodesAll Group Names

elpaso

Energy CAP

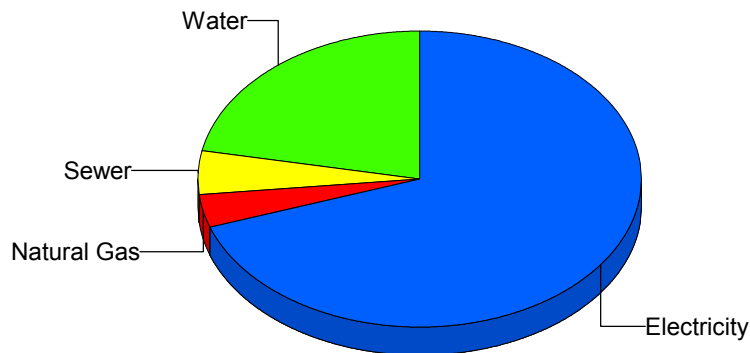
Cost Avoidance Program

Cost Summary Graph

Grouped by Energy Type

Energy Type	Use	Units	Meter Cost	Special Charges	Total Cost	Avg Unit Cost	% of Total Cost
Site: HAWKINS ELEMENTARY S - HAWKINS ELEMENTARY S							
Electricity	27,032	KWH	\$3,176.86	\$0.00	\$3,176.86	0.1175	69.67%
Natural Gas	217	CCF	\$169.82	\$0.00	\$169.82	0.7826	3.72%
Water	240	CCF	\$1,005.41	\$0.00	\$1,005.41	4.1892	22.05%
Sewer	53	CCF	\$207.78	\$0.00	\$207.78	3.9204	4.56%
Total Cost:			\$4,559.87	\$0.00	\$4,559.87		

For HAWKINS
ELEMENTARY
S



Electricity	69.7%
Natural Gas	3.7%
Sewer	4.6%
Water	22.0%
Total:	100.0%

Filters: Cost Center Name Not Equal To DoNotReport; Billing Period Equal To 201310All Meter CodesAll Group Names

elpaso

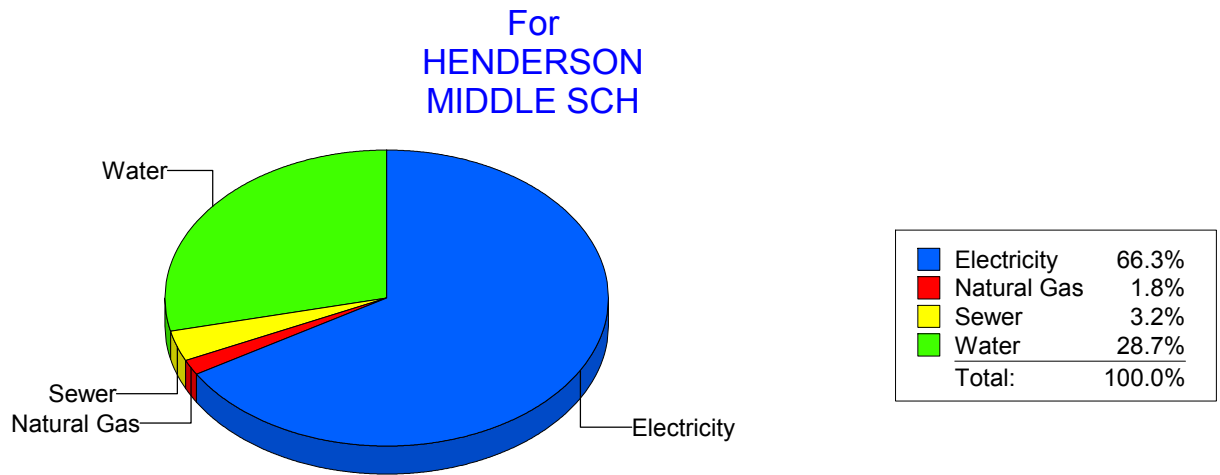
Energy CAP

Cost Avoidance Program

Cost Summary Graph

Grouped by Energy Type

Energy Type	Use	Units	Meter Cost	Special Charges	Total Cost	Avg Unit Cost	% of Total Cost
Site: HENDERSON MIDDLE SCH - HENDERSON MIDDLE SCH							
Electricity	58,604	KWH	\$7,256.30	\$0.00	\$7,256.30	0.1238	66.31%
Natural Gas	260	CCF	\$193.97	\$0.00	\$193.97	0.7460	1.77%
Water	1,051	CCF	\$3,144.37	\$0.00	\$3,144.37	2.9918	28.73%
Sewer	204	CCF	\$348.84	\$0.00	\$348.84	1.7100	3.19%
Total Cost:			\$10,943.48	\$0.00	\$10,943.48		



Filters: Cost Center Name Not Equal To DoNotReport; Billing Period Equal To 201310All Meter CodesAll Group Names

elpaso

Energy CAP

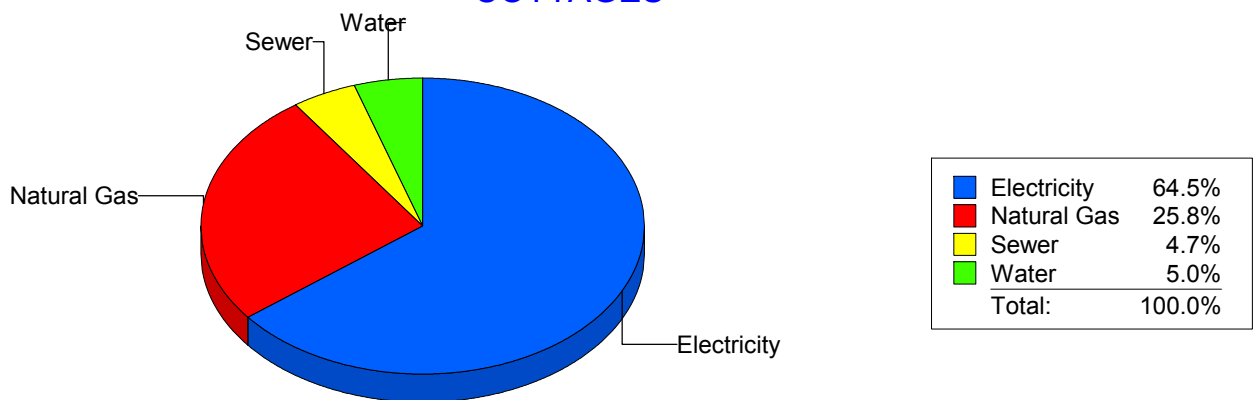
Cost Avoidance Program

Cost Summary Graph

Grouped by Energy Type

Energy Type	Use	Units	Meter Cost	Special Charges	Total Cost	Avg Unit Cost	% of Total Cost
Site: HERCULES COTTAGES - HERCULES COTTAGES							
Electricity	3,995 KWH		\$748.77	\$0.00	\$748.77	0.1874	64.46%
Natural Gas	5 CCF		\$299.83	\$0.00	\$299.83	59.9660	25.81%
Water	15 CCF		\$58.11	\$0.00	\$58.11	3.8740	5.00%
Sewer	16 CCF		\$54.87	\$0.00	\$54.87	3.4294	4.72%
Total Cost:			\$1,161.58	\$0.00	\$1,161.58		

For HERCULES COTTAGES



Filters: Cost Center Name Not Equal To DoNotReport; Billing Period Equal To 201310All Meter CodesAll Group Names

elpaso

Energy CAP

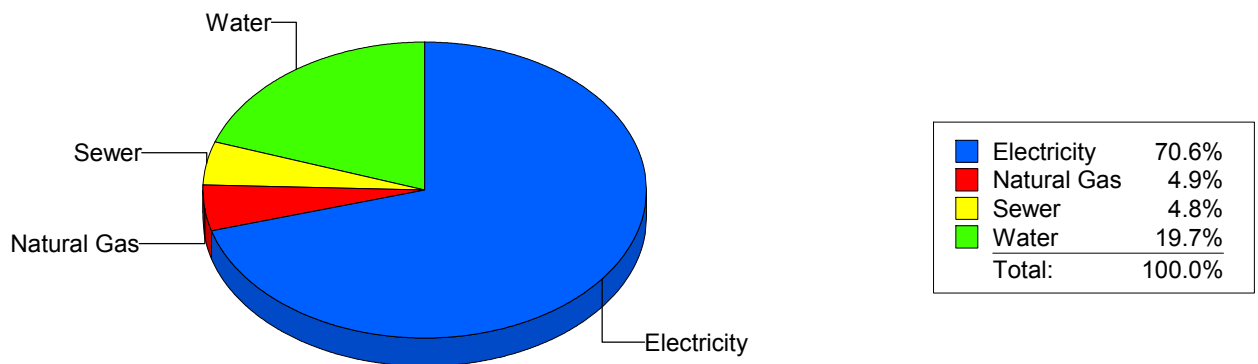
Cost Avoidance Program

Cost Summary Graph

Grouped by Energy Type

Energy Type	Use	Units	Meter Cost	Special Charges	Total Cost	Avg Unit Cost	% of Total Cost
Site: HERRERA - HERRERA ELEMENTARY							
Electricity	74,200	KWH	\$8,626.35	\$0.00	\$8,626.35	0.1163	70.58%
Natural Gas	1,000	CCF	\$599.62	\$0.00	\$599.62	0.5996	4.91%
Water	713	CCF	\$2,405.90	\$0.00	\$2,405.90	3.3743	19.68%
Sewer	262	CCF	\$590.79	\$0.00	\$590.79	2.2549	4.83%
Total Cost:			\$12,222.66	\$0.00	\$12,222.66		

For HERRERA
ELEMENTARY



Filters: Cost Center Name Not Equal To DoNotReport; Billing Period Equal To 201310All Meter CodesAll Group Names

elpaso

Energy CAP

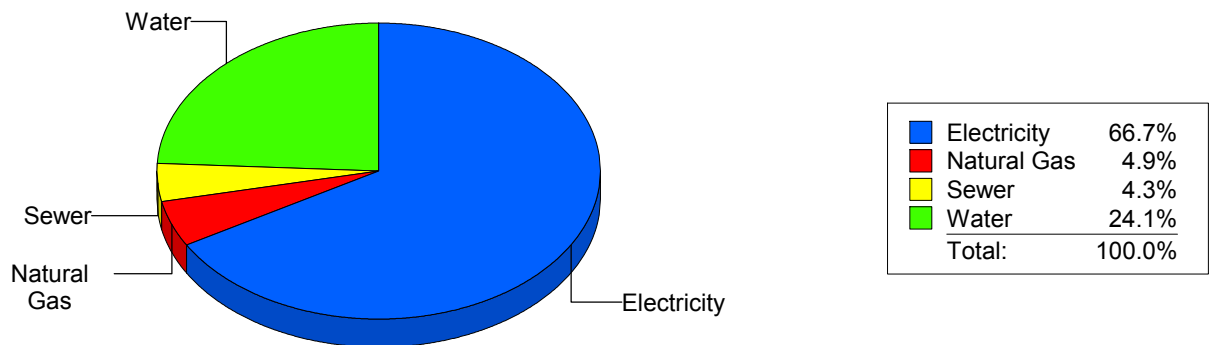
Cost Avoidance Program

Cost Summary Graph

Grouped by Energy Type

Energy Type	Use	Units	Meter Cost	Special Charges	Total Cost	Avg Unit Cost	% of Total Cost
Site: HILLSIDE ELEMENTARY - HILLSIDE ELEMENTARY							
Electricity	42,428	KWH	\$5,429.25	\$0.00	\$5,429.25	0.1280	66.68%
Natural Gas	322	CCF	\$395.33	\$0.00	\$395.33	1.2277	4.86%
Water	485	CCF	\$1,963.01	\$0.00	\$1,963.01	4.0474	24.11%
Sewer	100	CCF	\$354.15	\$0.00	\$354.15	3.5415	4.35%
Total Cost:			\$8,141.74	\$0.00	\$8,141.74		

For HILLSIDE
ELEMENTARY



Filters: Cost Center Name Not Equal To DoNotReport; Billing Period Equal To 201310All Meter CodesAll Group Names

elpaso

Energy CAP

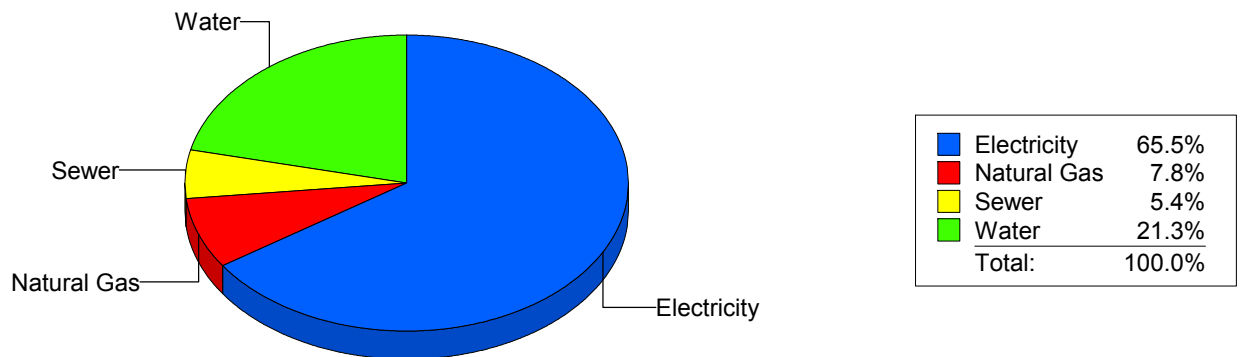
Cost Avoidance Program

Cost Summary Graph

Grouped by Energy Type

Energy Type	Use	Units	Meter Cost	Special Charges	Total Cost	Avg Unit Cost	% of Total Cost
Site: HOUSTON INTERMEDIATE - HOUSTON INTERMEDIATE							
Electricity	38,847	KWH	\$4,447.09	\$0.00	\$4,447.09	0.1145	65.49%
Natural Gas	673	CCF	\$532.46	\$0.00	\$532.46	0.7912	7.84%
Water	376	CCF	\$1,446.26	\$0.00	\$1,446.26	3.8464	21.30%
Sewer	100	CCF	\$365.08	\$0.00	\$365.08	3.6508	5.38%
Total Cost:			\$6,790.89	\$0.00	\$6,790.89		

For HOUSTON
INTERMEDIATE



Filters: Cost Center Name Not Equal To DoNotReport; Billing Period Equal To 201310All Meter CodesAll Group Names

elpaso

Energy CAP

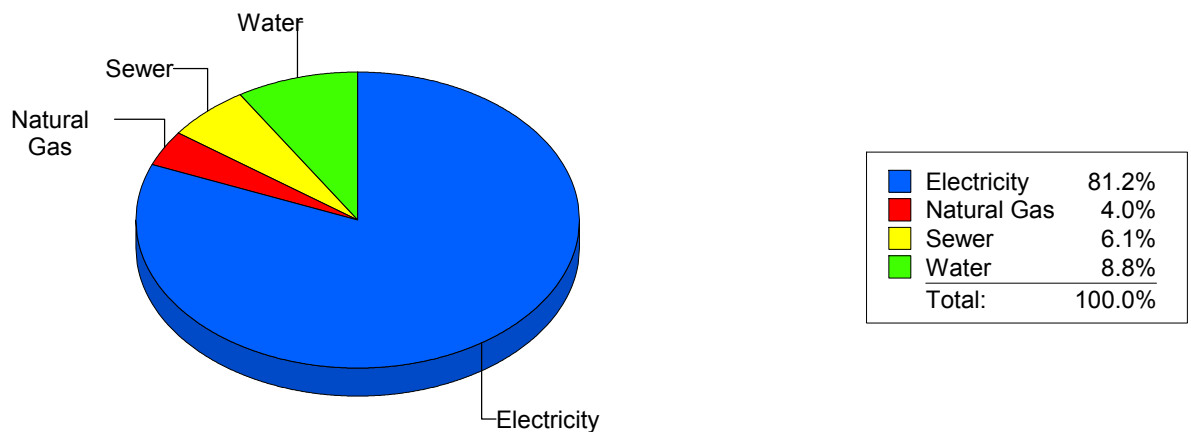
Cost Avoidance Program

Cost Summary Graph

Grouped by Energy Type

Energy Type	Use	Units	Meter Cost	Special Charges	Total Cost	Avg Unit Cost	% of Total Cost
Site: MOYE - HR MOYE							
Electricity	71,640	KWH	\$8,631.83	\$0.00	\$8,631.83	0.1205	81.17%
Natural Gas	670	CCF	\$420.92	\$0.00	\$420.92	0.6282	3.96%
Water	224	CCF	\$935.69	\$0.00	\$935.69	4.1772	8.80%
Sewer	302	CCF	\$645.99	\$0.00	\$645.99	2.1390	6.07%
Total Cost:			\$10,634.43	\$0.00	\$10,634.43		

For HR MOYE



Filters: Cost Center Name Not Equal To DoNotReport; Billing Period Equal To 201310All Meter CodesAll Group Names

el Paso

Energy CAP

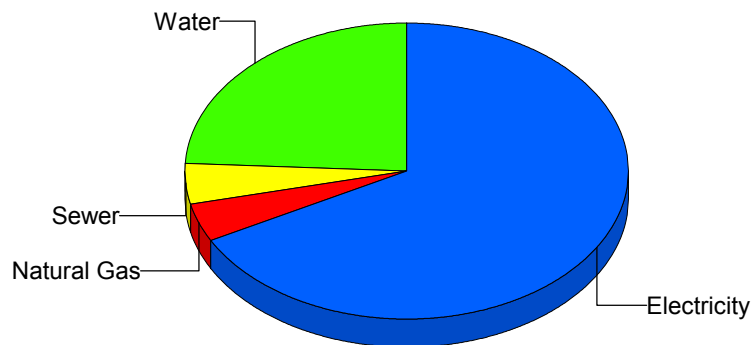
Cost Avoidance Program

Cost Summary Graph

Grouped by Energy Type

Energy Type	Use	Units	Meter Cost	Special Charges	Total Cost	Avg Unit Cost	% of Total Cost
Site: HUGHEY ELEMENTARY SC - HUGHEY ELEMENTARY SC							
Electricity	46,318	KWH	\$5,558.92	\$0.00	\$5,558.92	0.1200	67.23%
Natural Gas	325	CCF	\$349.40	\$0.00	\$349.40	1.0751	4.23%
Water	415	CCF	\$1,987.01	\$0.00	\$1,987.01	4.7880	24.03%
Sewer	65	CCF	\$373.17	\$0.00	\$373.17	5.7411	4.51%
Total Cost:			\$8,268.50	\$0.00	\$8,268.50		

For HUGHEY
ELEMENTARY
SC



Electricity	67.2%
Natural Gas	4.2%
Sewer	4.5%
Water	24.0%
Total:	100.0%

Filters: Cost Center Name Not Equal To DoNotReport; Billing Period Equal To 201310All Meter CodesAll Group Names

elpaso

Energy CAP

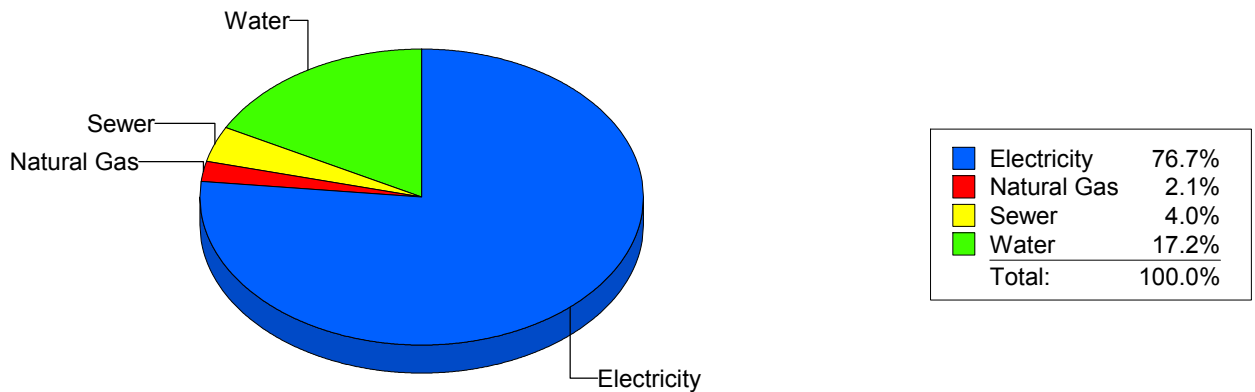
Cost Avoidance Program

Cost Summary Graph

Grouped by Energy Type

Energy Type	Use	Units	Meter Cost	Special Charges	Total Cost	Avg Unit Cost	% of Total Cost
Site: IRVIN HIGH SCHOOL - IRVIN HIGH SCHOOL							
Electricity	133,802	KWH	\$16,399.25	\$0.00	\$16,399.25	0.1226	76.70%
Natural Gas	620	CCF	\$453.35	\$0.00	\$453.35	0.7312	2.12%
Water	1,447	CCF	\$3,668.42	\$0.00	\$3,668.42	2.5352	17.16%
Sewer	515	CCF	\$859.53	\$0.00	\$859.53	1.6690	4.02%
Total Cost:			\$21,380.55	\$0.00	\$21,380.55		

For IRVIN HIGH SCHOOL



Filters: Cost Center Name Not Equal To DoNotReport; Billing Period Equal To 201310All Meter CodesAll Group Names

elpaso

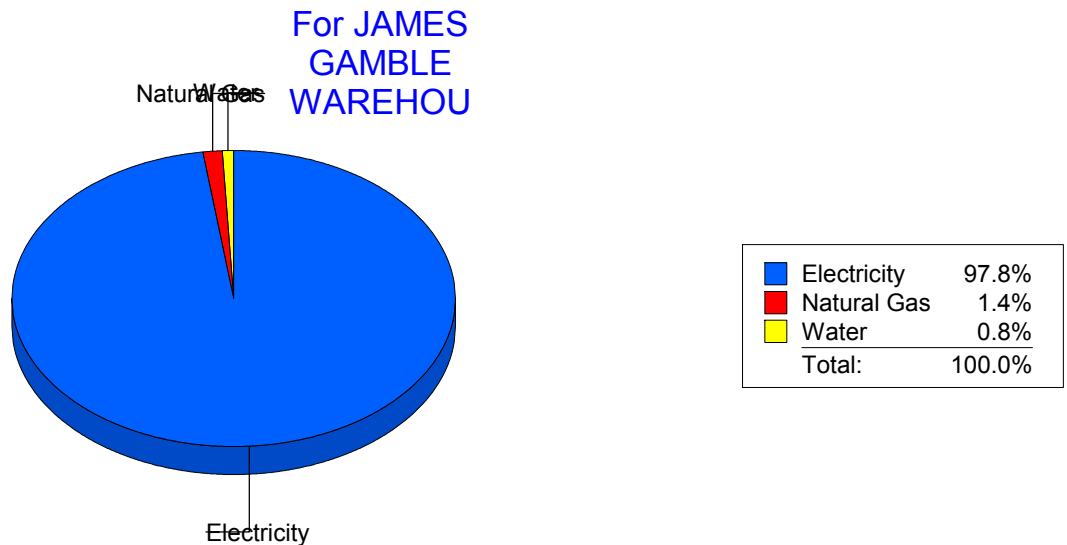
Energy CAP

Cost Avoidance Program

Cost Summary Graph

Grouped by Energy Type

Energy Type	Use	Units	Meter Cost	Special Charges	Total Cost	Avg Unit Cost	% of Total Cost
Site: JAMES GAMBLE WAREHOU - JAMES GAMBLE WAREHOU							
Electricity	32,900	KWH	\$4,598.95	\$0.00	\$4,598.95	0.1398	97.78%
Natural Gas	12	CCF	\$64.99	\$0.00	\$64.99	5.4158	1.38%
Water	0	CCF	\$39.32	\$0.00	\$39.32	0.0000	0.84%
Total Cost:			\$4,703.26	\$0.00	\$4,703.26		



Filters: Cost Center Name Not Equal To DoNotReport; Billing Period Equal To 201310All Meter CodesAll Group Names

elpaso

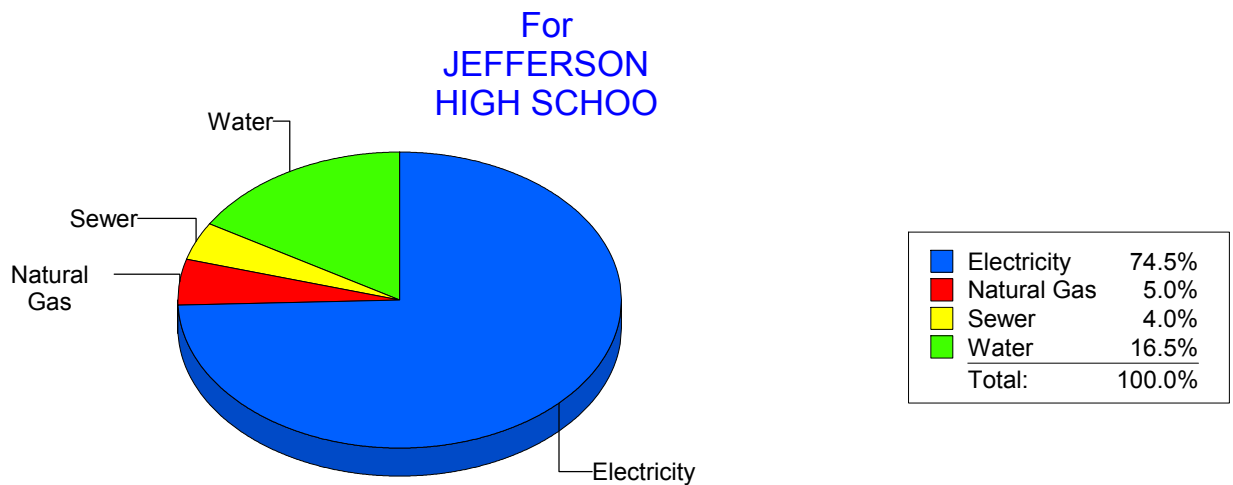
Energy CAP

Cost Avoidance Program

Cost Summary Graph

Grouped by Energy Type

Energy Type	Use	Units	Meter Cost	Special Charges	Total Cost	Avg Unit Cost	% of Total Cost
Site: JEFFERSON HIGH SCHOO - JEFFERSON HIGH SCHOO							
Electricity	126,102	KWH	\$15,264.30	\$0.00	\$15,264.30	0.1210	74.53%
Natural Gas	1,062	CCF	\$1,015.67	\$0.00	\$1,015.67	0.9564	4.96%
Water	1,071	CCF	\$3,384.68	\$0.00	\$3,384.68	3.1603	16.53%
Sewer	321	CCF	\$815.65	\$0.00	\$815.65	2.5410	3.98%
Total Cost:			\$20,480.30	\$0.00	\$20,480.30		



Filters: Cost Center Name Not Equal To DoNotReport; Billing Period Equal To 201310All Meter CodesAll Group Names

elpaso

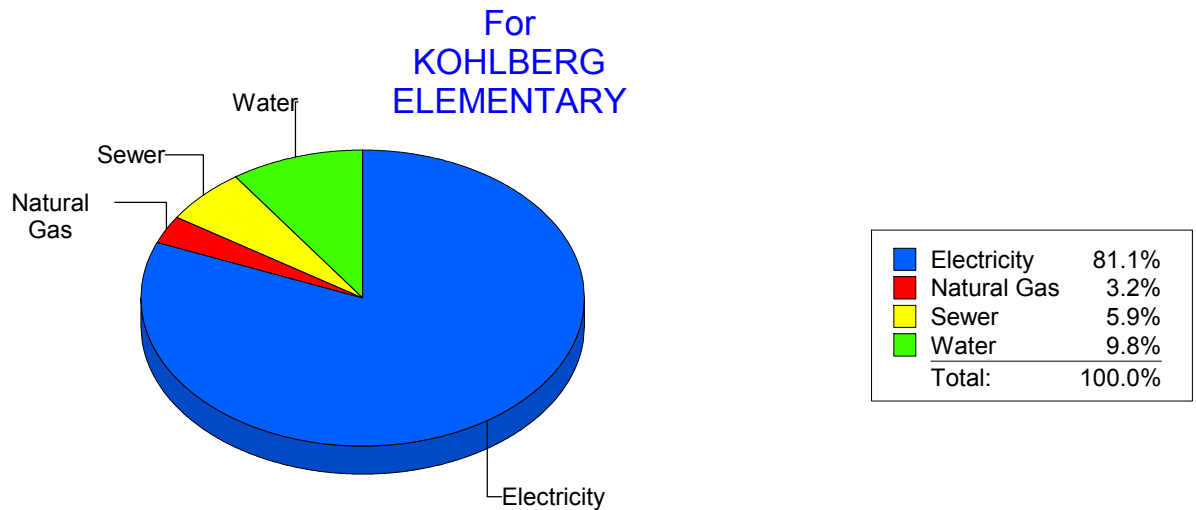
Energy CAP

Cost Avoidance Program

Cost Summary Graph

Grouped by Energy Type

Energy Type	Use	Units	Meter Cost	Special Charges	Total Cost	Avg Unit Cost	% of Total Cost
Site: KOHLBERG ELEMENTARY - KOHLBERG ELEMENTARY							
Electricity	52,400	KWH	\$6,394.27	\$0.00	\$6,394.27	0.1220	81.08%
Natural Gas	261	CCF	\$253.25	\$0.00	\$253.25	0.9703	3.21%
Water	325	CCF	\$775.35	\$0.00	\$775.35	2.3857	9.83%
Sewer	189	CCF	\$463.16	\$0.00	\$463.16	2.4506	5.87%
Total Cost:			\$7,886.03	\$0.00	\$7,886.03		



Filters: Cost Center Name Not Equal To DoNotReport; Billing Period Equal To 201310All Meter CodesAll Group Names

elpaso

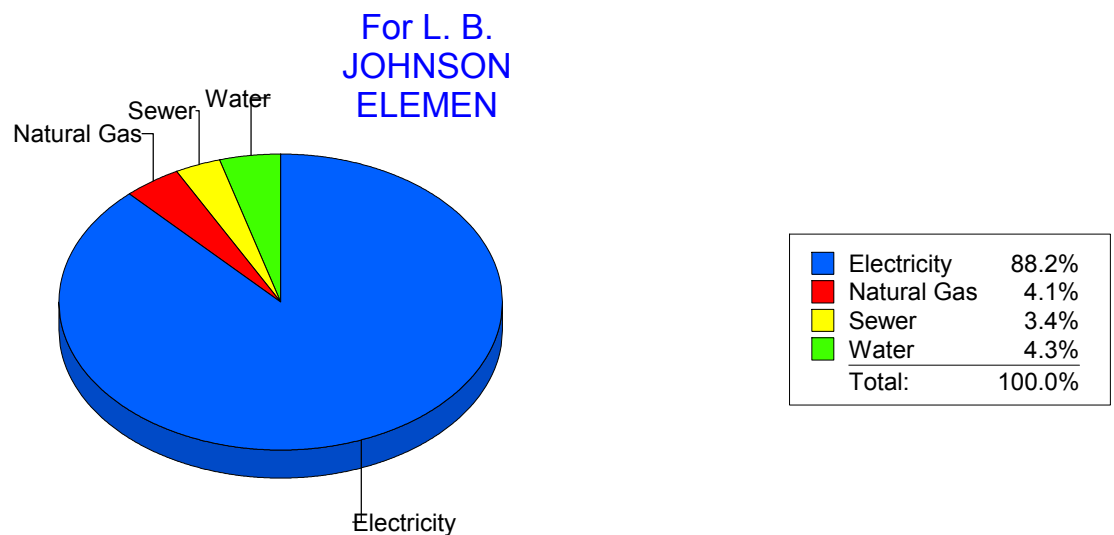
Energy CAP

Cost Avoidance Program

Cost Summary Graph

Grouped by Energy Type

Energy Type	Use	Units	Meter Cost	Special Charges	Total Cost	Avg Unit Cost	% of Total Cost
Site: L. B. JOHNSON ELEMEN - L. B. JOHNSON ELEMEN							
Electricity	71,350	KWH	\$8,954.60	\$0.00	\$8,954.60	0.1255	88.18%
Natural Gas	554	CCF	\$417.60	\$0.00	\$417.60	0.7538	4.11%
Water	219	CCF	\$437.98	\$0.00	\$437.98	1.9999	4.31%
Sewer	142	CCF	\$344.79	\$0.00	\$344.79	2.4281	3.40%
Total Cost:			\$10,154.97	\$0.00	\$10,154.97		



Filters: Cost Center Name Not Equal To DoNotReport; Billing Period Equal To 201310All Meter CodesAll Group Names

elpaso

Energy CAP

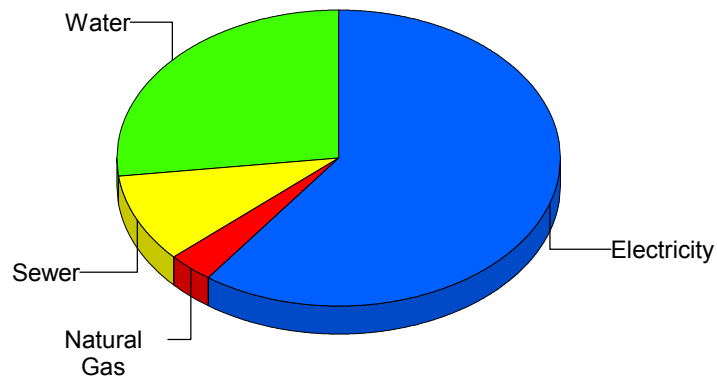
Cost Avoidance Program

Cost Summary Graph

Grouped by Energy Type

Energy Type	Use	Units	Meter Cost	Special Charges	Total Cost	Avg Unit Cost	% of Total Cost
Site: LAMAR ELEMENTARY SCH - LAMAR ELEMENTARY SCH							
Electricity	36,300	KWH	\$4,731.67	\$0.00	\$4,731.67	0.1303	59.92%
Natural Gas	181	CCF	\$268.63	\$0.00	\$268.63	1.4841	3.40%
Water	727	CCF	\$2,135.66	\$0.00	\$2,135.66	2.9376	27.04%
Sewer	287	CCF	\$761.04	\$0.00	\$761.04	2.6517	9.64%
Total Cost:			\$7,897.00	\$0.00	\$7,897.00		

For LAMAR
ELEMENTARY
SCH



Electricity	59.9%
Natural Gas	3.4%
Sewer	9.6%
Water	27.0%
Total:	100.0%

Filters: Cost Center Name Not Equal To DoNotReport; Billing Period Equal To 201310All Meter CodesAll Group Names

elpaso

Energy CAP

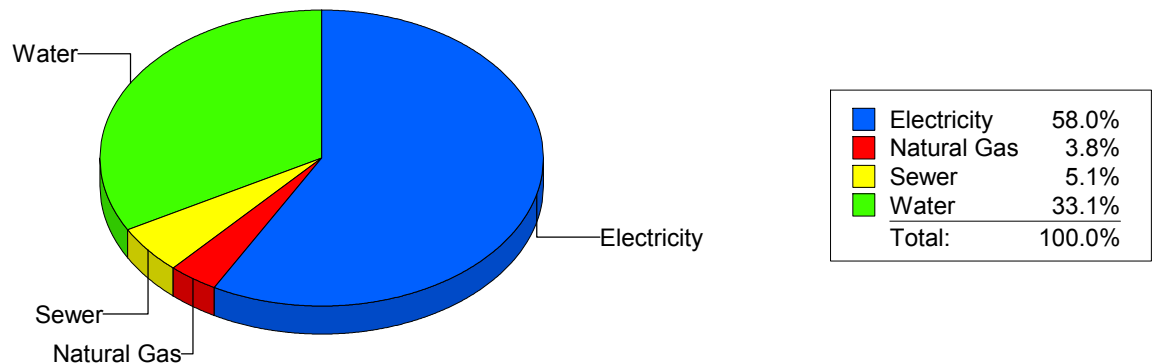
Cost Avoidance Program

Cost Summary Graph

Grouped by Energy Type

Energy Type	Use	Units	Meter Cost	Special Charges	Total Cost	Avg Unit Cost	% of Total Cost
Site: LEE ELEMENTARY - LEE ELEMENTARY							
Electricity	35,220	KWH	\$4,859.89	\$0.00	\$4,859.89	0.1380	57.95%
Natural Gas	485	CCF	\$320.42	\$0.00	\$320.42	0.6607	3.82%
Water	730	CCF	\$2,773.95	\$0.00	\$2,773.95	3.7999	33.08%
Sewer	108	CCF	\$431.78	\$0.00	\$431.78	3.9980	5.15%
Total Cost:			\$8,386.04	\$0.00	\$8,386.04		

For LEE
ELEMENTARY



Filters: Cost Center Name Not Equal To DoNotReport; Billing Period Equal To 201310All Meter CodesAll Group Names

elpaso

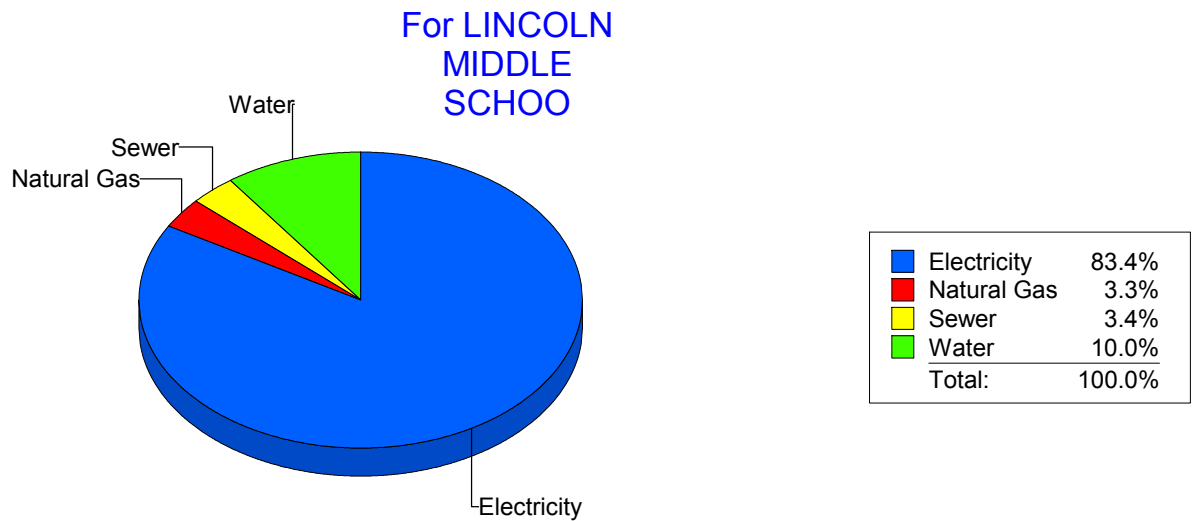
Energy CAP

Cost Avoidance Program

Cost Summary Graph

Grouped by Energy Type

Energy Type	Use	Units	Meter Cost	Special Charges	Total Cost	Avg Unit Cost	% of Total Cost
Site: LINCOLN MIDDLE SCHOO - LINCOLN MIDDLE SCHOO							
Electricity	125,450	KWH	\$16,029.56	\$0.00	\$16,029.56	0.1278	83.40%
Natural Gas	1,050	CCF	\$626.70	\$0.00	\$626.70	0.5969	3.26%
Water	830	CCF	\$1,919.91	\$0.00	\$1,919.91	2.3131	9.99%
Sewer	359	CCF	\$644.25	\$0.00	\$644.25	1.7946	3.35%
Total Cost:			\$19,220.42	\$0.00	\$19,220.42		



Filters: Cost Center Name Not Equal To DoNotReport; Billing Period Equal To 201310All Meter CodesAll Group Names

elpaso

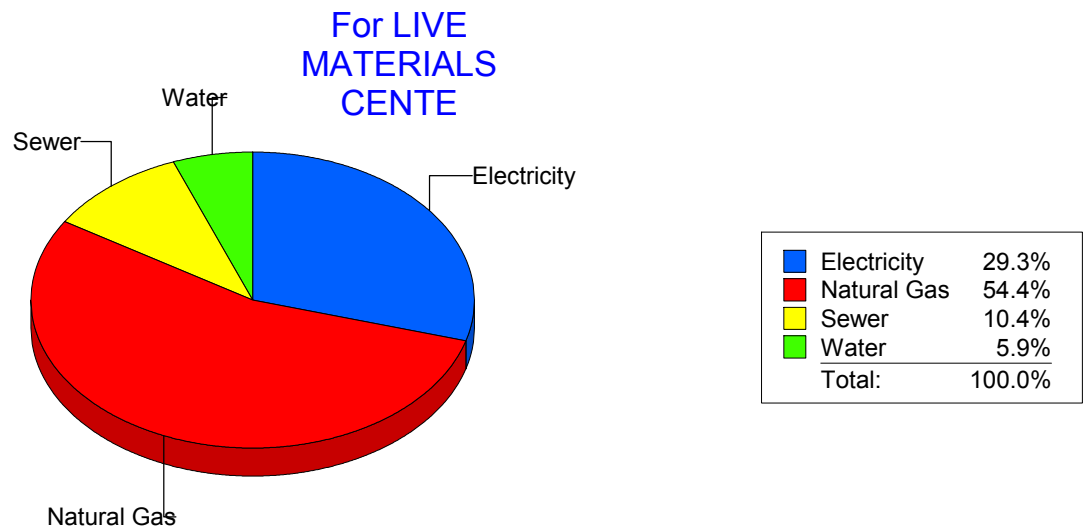
Energy CAP

Cost Avoidance Program

Cost Summary Graph

Grouped by Energy Type

Energy Type	Use	Units	Meter Cost	Special Charges	Total Cost	Avg Unit Cost	% of Total Cost
Site: LIVE MATERIALS CENTE - LIVE MATERIALS CENTE							
Electricity	263	KWH	\$65.84	\$0.00	\$65.84	0.2503	29.34%
Natural Gas	7	CCF	\$122.16	\$0.00	\$122.16	17.4514	54.45%
Water	1	CCF	\$13.13	\$0.00	\$13.13	13.1300	5.85%
Sewer	1	CCF	\$23.24	\$0.00	\$23.24	23.2400	10.36%
Total Cost:			\$224.37	\$0.00	\$224.37		



Filters: Cost Center Name Not Equal To DoNotReport; Billing Period Equal To 201310All Meter CodesAll Group Names

elpaso

Energy CAP

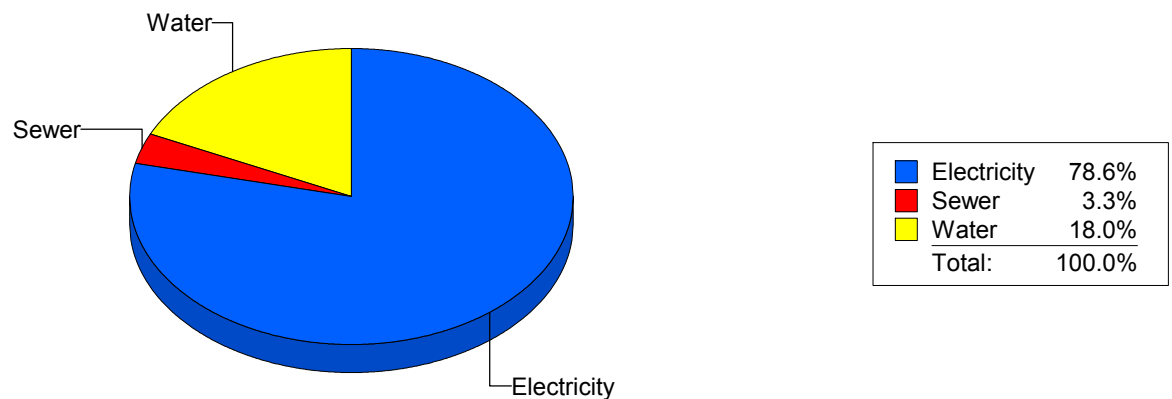
Cost Avoidance Program

Cost Summary Graph

Grouped by Energy Type

Energy Type	Use	Units	Meter Cost	Special Charges	Total Cost	Avg Unit Cost	% of Total Cost
Site: LOGAN ELEMENTARY - LOGAN ELEMENTARY							
Electricity	28,680	KWH	\$3,989.66	\$0.00	\$3,989.66	0.1391	78.64%
Water	272	CCF	\$914.46	\$0.00	\$914.46	3.3620	18.02%
Sewer	74	CCF	\$169.44	\$0.00	\$169.44	2.2897	3.34%
Total Cost:			\$5,073.56	\$0.00	\$5,073.56		

For LOGAN
ELEMENTARY



Filters: Cost Center Name Not Equal To DoNotReport; Billing Period Equal To 201310All Meter CodesAll Group Names

elpaso

Energy CAP

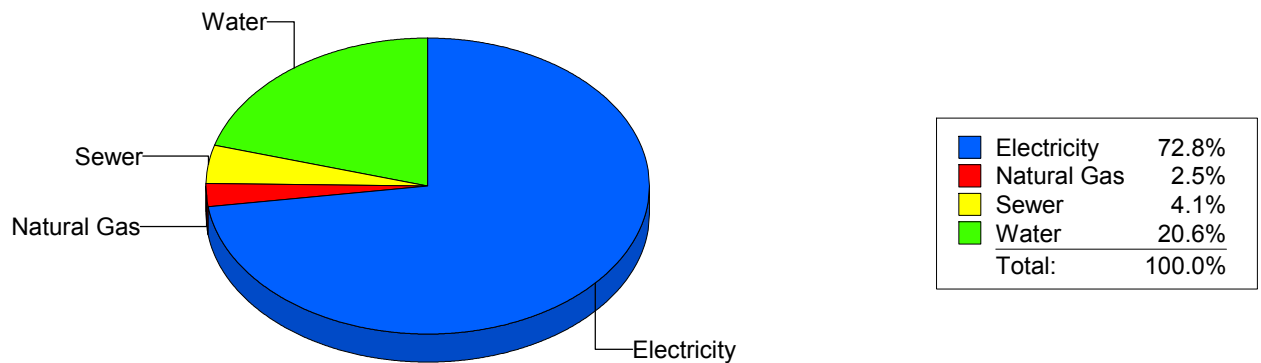
Cost Avoidance Program

Cost Summary Graph

Grouped by Energy Type

Energy Type	Use	Units	Meter Cost	Special Charges	Total Cost	Avg Unit Cost	% of Total Cost
Site: LUNDY - LUNDY							
Electricity	66,400	KWH	\$6,459.18	\$0.00	\$6,459.18	0.0973	72.80%
Natural Gas	204	CCF	\$217.85	\$0.00	\$217.85	1.0679	2.46%
Water	507	CCF	\$1,828.02	\$0.00	\$1,828.02	3.6056	20.60%
Sewer	100	CCF	\$367.23	\$0.00	\$367.23	3.6723	4.14%
Total Cost:			\$8,872.28	\$0.00	\$8,872.28		

For LUNDY



Filters: Cost Center Name Not Equal To DoNotReport; Billing Period Equal To 201310All Meter CodesAll Group Names

elpaso

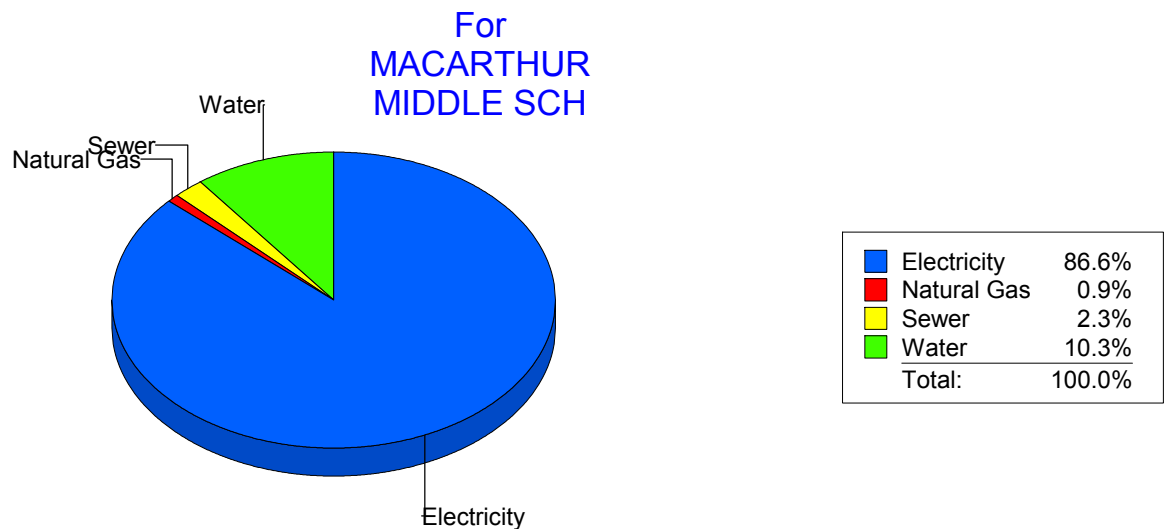
Energy CAP

Cost Avoidance Program

Cost Summary Graph

Grouped by Energy Type

Energy Type	Use	Units	Meter Cost	Special Charges	Total Cost	Avg Unit Cost	% of Total Cost
Site: MACARTHUR MIDDLE SCH - MACARTHUR MIDDLE SCH							
Electricity	90,800	KWH	\$12,103.22	\$0.00	\$12,103.22	0.1333	86.56%
Natural Gas	128	CCF	\$119.80	\$0.00	\$119.80	0.9359	0.86%
Water	448	CCF	\$1,440.48	\$0.00	\$1,440.48	3.2154	10.30%
Sewer	123	CCF	\$318.57	\$0.00	\$318.57	2.5900	2.28%
Total Cost:			\$13,982.07	\$0.00	\$13,982.07		



Filters: Cost Center Name Not Equal To DoNotReport; Billing Period Equal To 201310All Meter CodesAll Group Names

elpaso

Energy CAP

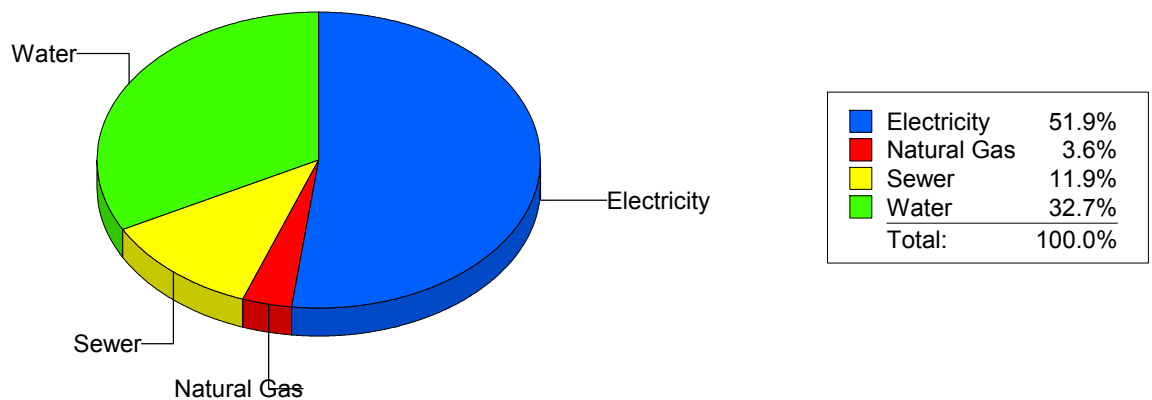
Cost Avoidance Program

Cost Summary Graph

Grouped by Energy Type

Energy Type	Use	Units	Meter Cost	Special Charges	Total Cost	Avg Unit Cost	% of Total Cost
Site: MAGOFFIN MIDDLE SCHO - MAGOFFIN MIDDLE SCHO							
Electricity	19,125	KWH	\$2,492.42	\$0.00	\$2,492.42	0.1303	51.85%
Natural Gas	222	CCF	\$172.35	\$0.00	\$172.35	0.7764	3.59%
Water	623	CCF	\$1,570.38	\$0.00	\$1,570.38	2.5207	32.67%
Sewer	248	CCF	\$571.47	\$0.00	\$571.47	2.3043	11.89%
Total Cost:			\$4,806.62	\$0.00	\$4,806.62		

For MAGOFFIN
MIDDLE SCHO



Filters: Cost Center Name Not Equal To DoNotReport; Billing Period Equal To 201310All Meter CodesAll Group Names

elpaso

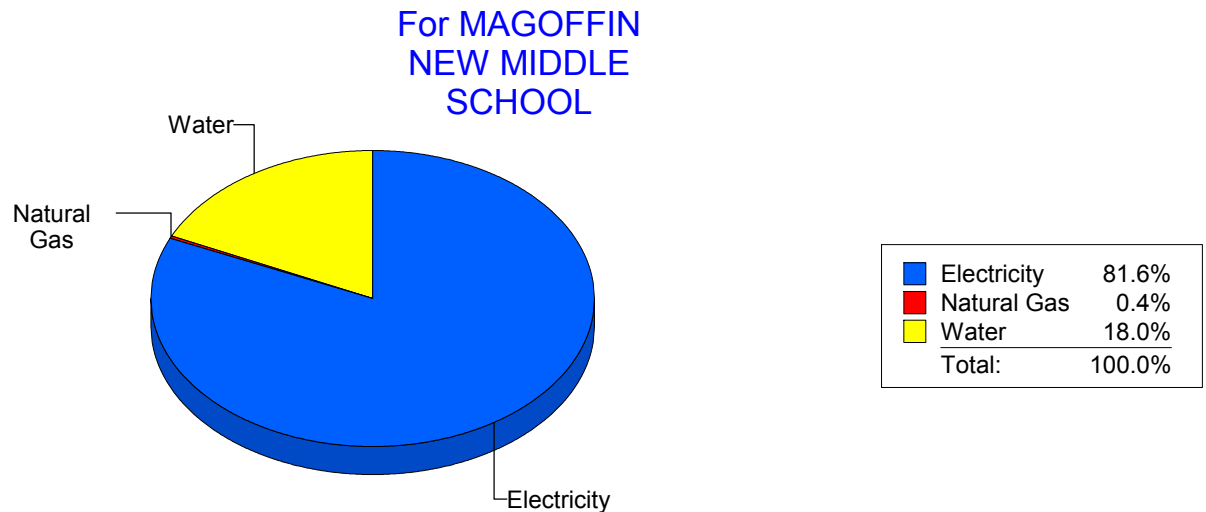
Energy CAP

Cost Avoidance Program

Cost Summary Graph

Grouped by Energy Type

Energy Type	Use	Units	Meter Cost	Special Charges	Total Cost	Avg Unit Cost	% of Total Cost
Site: MAGOFFINMIDDLESCHOOLN047 - MAGOFFIN NEW MIDDLE SCHOOL							
Electricity	104,000	KWH	\$13,015.40	\$0.00	\$13,015.40	0.1251	81.61%
Natural Gas	12	CCF	\$64.86	\$0.00	\$64.86	5.4050	0.41%
Water	716	CCF	\$2,867.73	\$0.00	\$2,867.73	4.0052	17.98%
Total Cost:			\$15,947.99	\$0.00	\$15,947.99		



Filters: Cost Center Name Not Equal To DoNotReport; Billing Period Equal To 201310All Meter CodesAll Group Names

elpaso

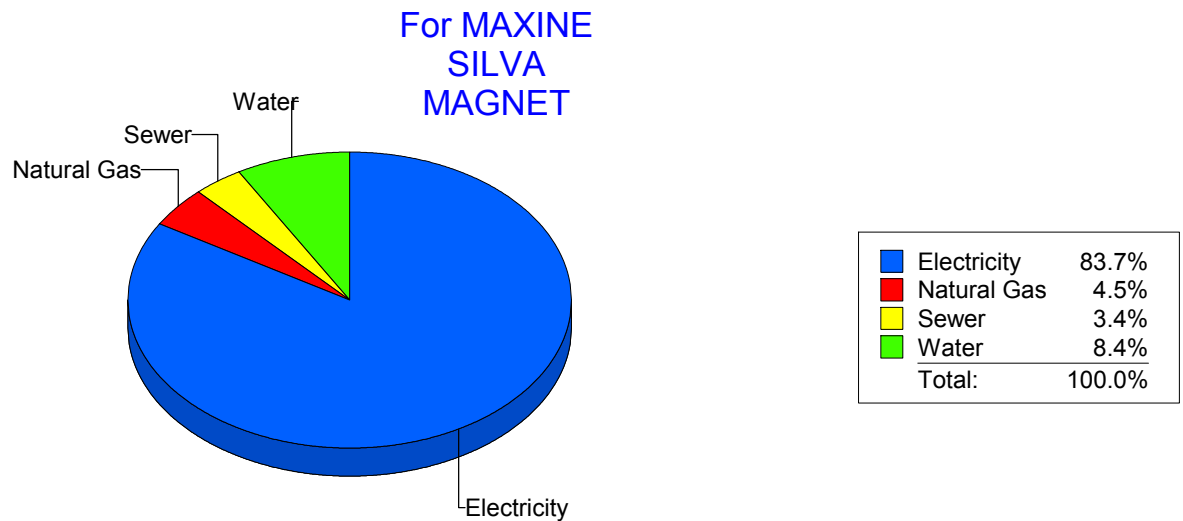
Energy CAP

Cost Avoidance Program

Cost Summary Graph

Grouped by Energy Type

Energy Type	Use	Units	Meter Cost	Special Charges	Total Cost	Avg Unit Cost	% of Total Cost
Site: MAXINE SILVA MAGNET - MAXINE SILVA MAGNET							
Electricity	56,700	KWH	\$6,444.53	\$0.00	\$6,444.53	0.1137	83.68%
Natural Gas	526	CCF	\$342.93	\$0.00	\$342.93	0.6520	4.45%
Water	213	CCF	\$650.27	\$0.00	\$650.27	3.0529	8.44%
Sewer	83	CCF	\$263.37	\$0.00	\$263.37	3.1731	3.42%
Total Cost:			\$7,701.10	\$0.00	\$7,701.10		



Filters: Cost Center Name Not Equal To DoNotReport; Billing Period Equal To 201310All Meter CodesAll Group Names

elpaso

Energy CAP

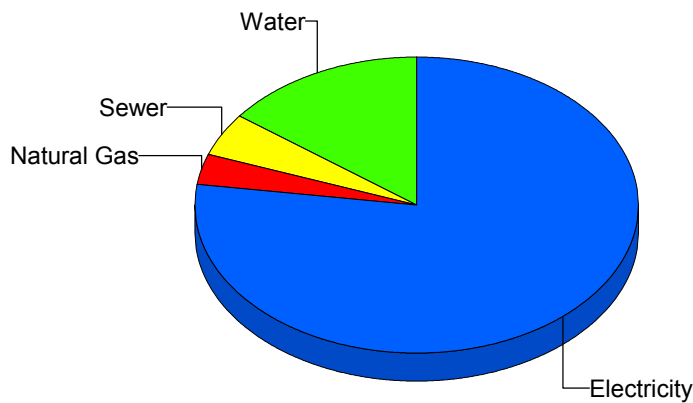
Cost Avoidance Program

Cost Summary Graph

Grouped by Energy Type

Energy Type	Use	Units	Meter Cost	Special Charges	Total Cost	Avg Unit Cost	% of Total Cost
Site: MESITA ELEMENTARY - MESITA ELEMENTARY							
Electricity	98,280	KWH	\$11,653.58	\$0.00	\$11,653.58	0.1186	77.11%
Natural Gas	757	CCF	\$527.53	\$0.00	\$527.53	0.6969	3.49%
Water	826	CCF	\$2,240.68	\$0.00	\$2,240.68	2.7127	14.83%
Sewer	335	CCF	\$691.53	\$0.00	\$691.53	2.0643	4.58%
Total Cost:			\$15,113.32	\$0.00	\$15,113.32		

For MESITA
ELEMENTARY



Electricity	77.1%
Natural Gas	3.5%
Sewer	4.6%
Water	14.8%
Total:	100.0%

Filters: Cost Center Name Not Equal To DoNotReport; Billing Period Equal To 201310All Meter CodesAll Group Names

elpaso

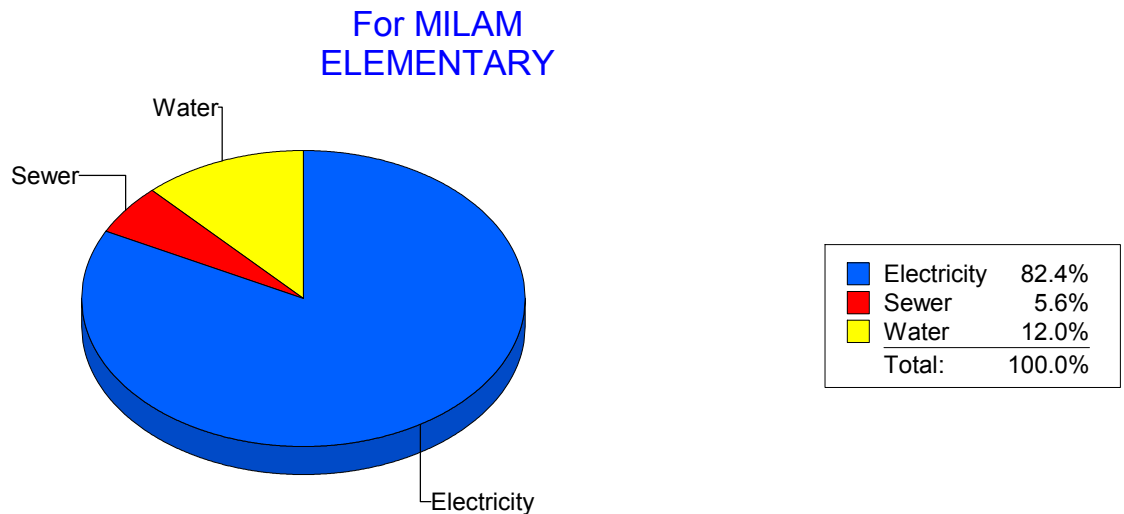
Energy CAP

Cost Avoidance Program

Cost Summary Graph

Grouped by Energy Type

Energy Type	Use	Units	Meter Cost	Special Charges	Total Cost	Avg Unit Cost	% of Total Cost
Site: MILAM ELEMENTARY - MILAM ELEMENTARY							
Electricity	25,560	KWH	\$3,261.08	\$0.00	\$3,261.08	0.1276	82.37%
Water	144	CCF	\$474.51	\$0.00	\$474.51	3.2952	11.99%
Sewer	54	CCF	\$223.35	\$0.00	\$223.35	4.1361	5.64%
Total Cost:			\$3,958.94	\$0.00	\$3,958.94		



Filters: Cost Center Name Not Equal To DoNotReport; Billing Period Equal To 201310All Meter CodesAll Group Names

elpaso

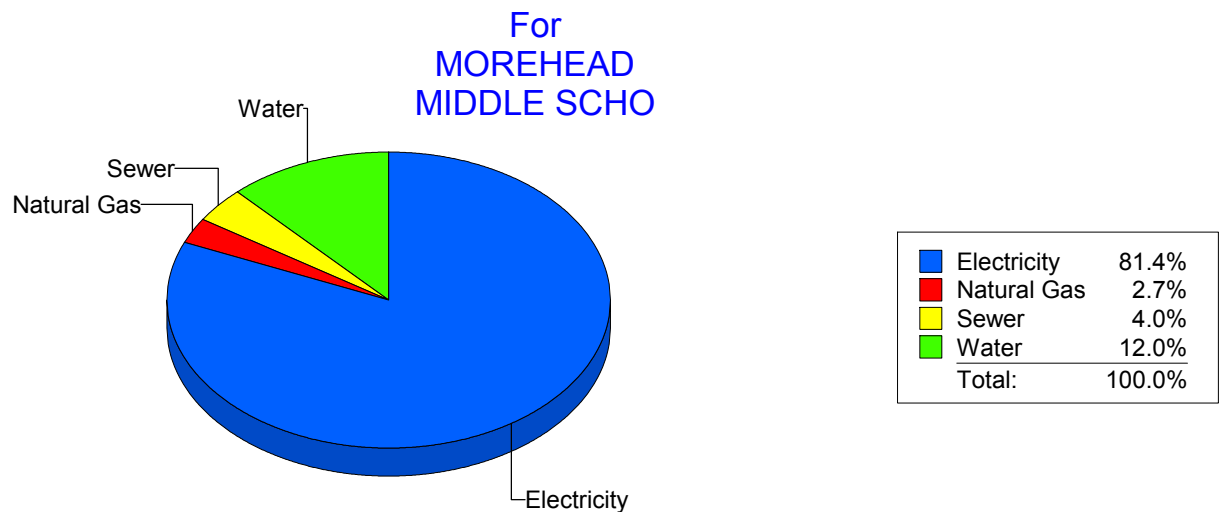
Energy CAP

Cost Avoidance Program

Cost Summary Graph

Grouped by Energy Type

Energy Type	Use	Units	Meter Cost	Special Charges	Total Cost	Avg Unit Cost	% of Total Cost
Site: MOREHEAD MIDDLE SCHO - MOREHEAD MIDDLE SCHO							
Electricity	87,721	KWH	\$11,068.17	\$0.00	\$11,068.17	0.1262	81.36%
Natural Gas	568	CCF	\$365.69	\$0.00	\$365.69	0.6438	2.69%
Water	1,101	CCF	\$1,627.52	\$0.00	\$1,627.52	1.4782	11.96%
Sewer	227	CCF	\$542.49	\$0.00	\$542.49	2.3898	3.99%
Total Cost:			\$13,603.87	\$0.00	\$13,603.87		



Filters: Cost Center Name Not Equal To DoNotReport; Billing Period Equal To 201310All Meter CodesAll Group Names

elpaso

Energy CAP

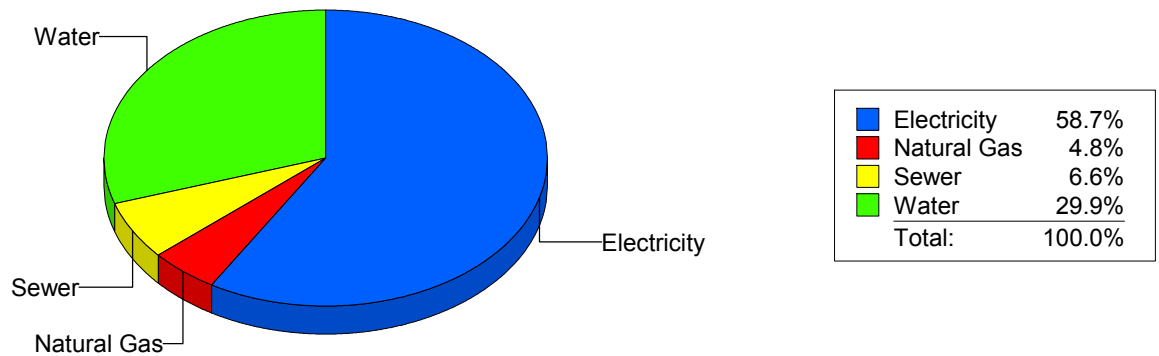
Cost Avoidance Program

Cost Summary Graph

Grouped by Energy Type

Energy Type	Use	Units	Meter Cost	Special Charges	Total Cost	Avg Unit Cost	% of Total Cost
Site: NEWMAN ELEMENTARY - NEWMAN ELEMENTARY							
Electricity	28,502	KWH	\$3,887.57	\$0.00	\$3,887.57	0.1364	58.71%
Natural Gas	275	CCF	\$320.29	\$0.00	\$320.29	1.1647	4.84%
Water	686	CCF	\$1,979.21	\$0.00	\$1,979.21	2.8851	29.89%
Sewer	227	CCF	\$434.09	\$0.00	\$434.09	1.9123	6.56%
Total Cost:			\$6,621.16	\$0.00	\$6,621.16		

For NEWMAN
ELEMENTARY



Filters: Cost Center Name Not Equal To DoNotReport; Billing Period Equal To 201310All Meter CodesAll Group Names

elpaso

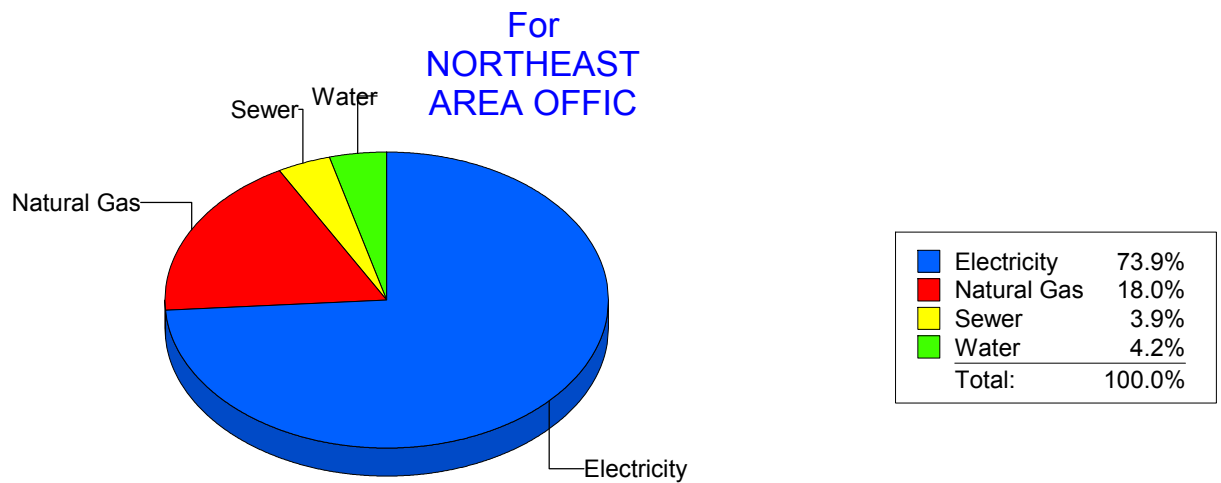
Energy CAP

Cost Avoidance Program

Cost Summary Graph

Grouped by Energy Type

Energy Type	Use	Units	Meter Cost	Special Charges	Total Cost	Avg Unit Cost	% of Total Cost
Site: NORTHEAST AREA OFFIC - NORTHEAST AREA OFFIC							
Electricity	7,640	KWH	\$1,029.45	\$0.00	\$1,029.45	0.1347	73.90%
Natural Gas	27	CCF	\$250.10	\$0.00	\$250.10	9.2630	17.95%
Water	8	CCF	\$58.76	\$0.00	\$58.76	7.3450	4.22%
Sewer	8	CCF	\$54.76	\$0.00	\$54.76	6.8450	3.93%
Total Cost:			\$1,393.07	\$0.00	\$1,393.07		



Filters: Cost Center Name Not Equal To DoNotReport; Billing Period Equal To 201310All Meter CodesAll Group Names

elpaso

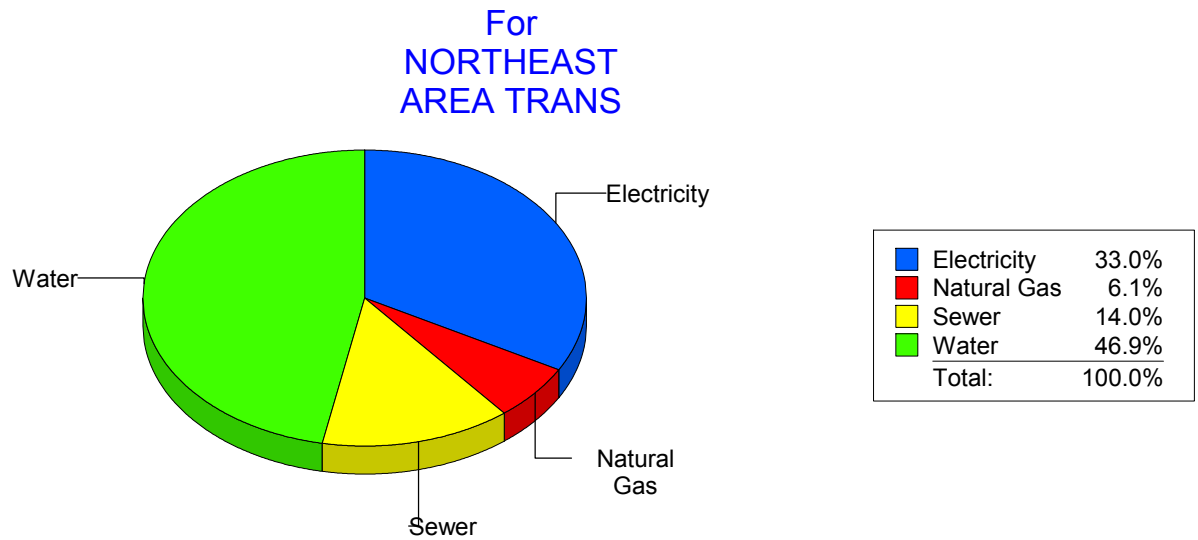
Energy CAP

Cost Avoidance Program

Cost Summary Graph

Grouped by Energy Type

Energy Type	Use	Units	Meter Cost	Special Charges	Total Cost	Avg Unit Cost	% of Total Cost
Site: NORTHEAST AREA TRANS - NORTHEAST AREA TRANS							
Electricity	6,148	KWH	\$685.36	\$0.00	\$685.36	0.1115	33.00%
Natural Gas	19	CCF	\$127.51	\$0.00	\$127.51	6.7111	6.14%
Water	212	CCF	\$974.04	\$0.00	\$974.04	4.5945	46.90%
Sewer	44	CCF	\$289.95	\$0.00	\$289.95	6.5898	13.96%
Total Cost:			\$2,076.86	\$0.00	\$2,076.86		



Filters: Cost Center Name Not Equal To DoNotReport; Billing Period Equal To 201310All Meter CodesAll Group Names

elpaso

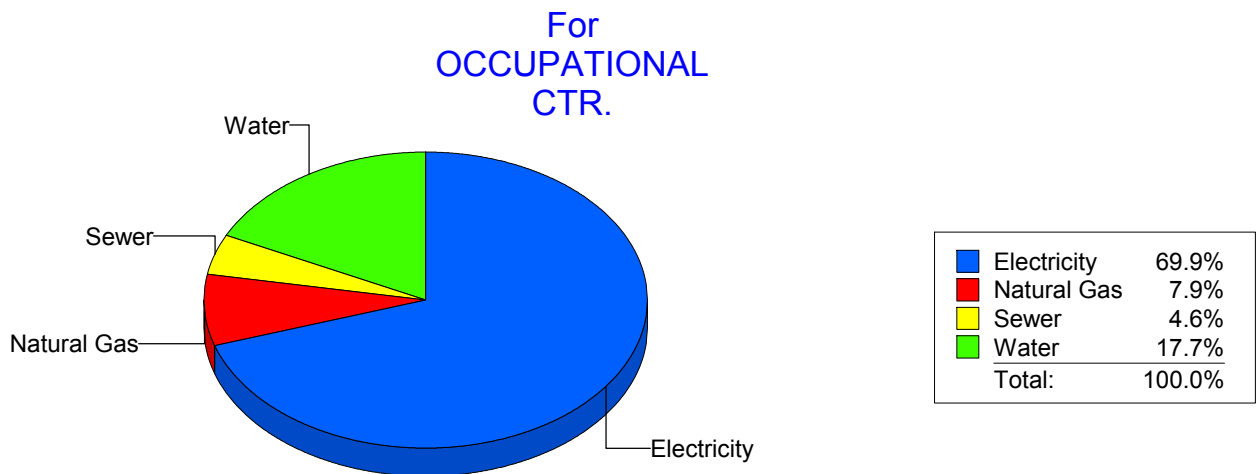
Energy CAP

Cost Avoidance Program

Cost Summary Graph

Grouped by Energy Type

Energy Type	Use	Units	Meter Cost	Special Charges	Total Cost	Avg Unit Cost	% of Total Cost
Site: OCCUPATIONAL CTR. - OCCUPATIONAL CTR.							
Electricity	6,100	KWH	\$893.11	\$0.00	\$893.11	0.1464	69.87%
Natural Gas	92	CCF	\$100.51	\$0.00	\$100.51	1.0925	7.86%
Water	35	CCF	\$225.62	\$0.00	\$225.62	6.4463	17.65%
Sewer	4	CCF	\$59.03	\$0.00	\$59.03	14.7575	4.62%
Total Cost:			\$1,278.27	\$0.00	\$1,278.27		



Filters: Cost Center Name Not Equal To DoNotReport; Billing Period Equal To 201310All Meter CodesAll Group Names

el Paso

Energy CAP

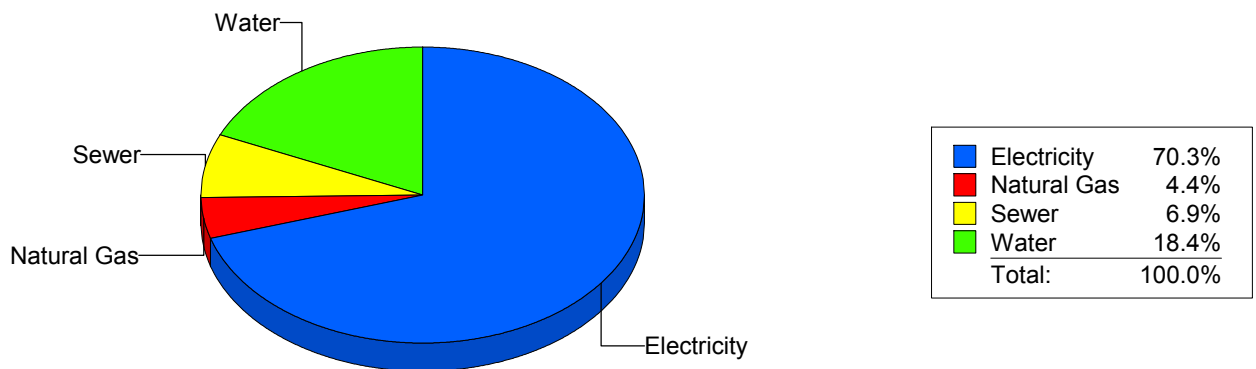
Cost Avoidance Program

Cost Summary Graph

Grouped by Energy Type

Energy Type	Use	Units	Meter Cost	Special Charges	Total Cost	Avg Unit Cost	% of Total Cost
Site: PARK ELEMENTARY - PARK ELEMENTARY							
Electricity	29,823	KWH	\$4,449.71	\$0.00	\$4,449.71	0.1492	70.31%
Natural Gas	308	CCF	\$277.87	\$0.00	\$277.87	0.9022	4.39%
Water	404	CCF	\$1,162.85	\$0.00	\$1,162.85	2.8783	18.38%
Sewer	181	CCF	\$437.93	\$0.00	\$437.93	2.4195	6.92%
Total Cost:			\$6,328.36	\$0.00	\$6,328.36		

For PARK
ELEMENTARY



Filters: Cost Center Name Not Equal To DoNotReport; Billing Period Equal To 201310All Meter CodesAll Group Names

el Paso

Energy CAP

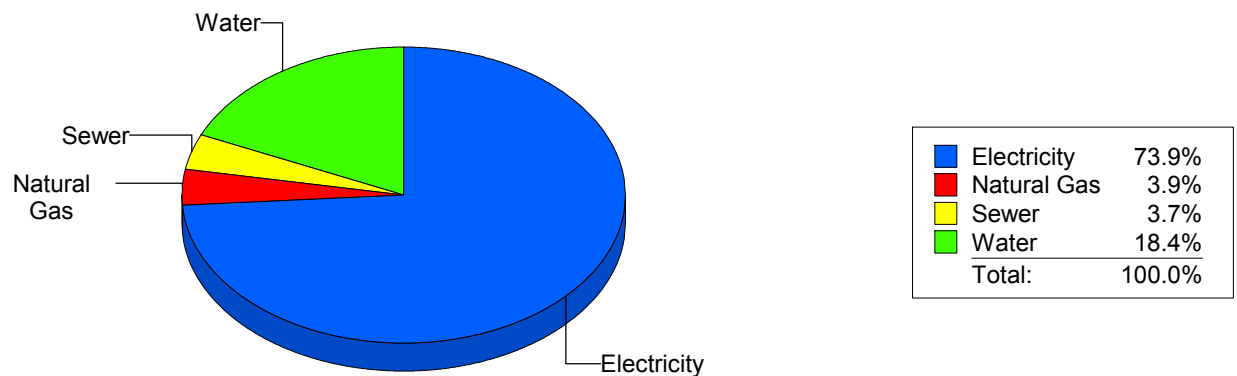
Cost Avoidance Program

Cost Summary Graph

Grouped by Energy Type

Energy Type	Use	Units	Meter Cost	Special Charges	Total Cost	Avg Unit Cost	% of Total Cost
Site: PAUL MORENO - PAUL MORENO							
Electricity	60,300	KWH	\$7,754.60	\$0.00	\$7,754.60	0.1286	73.94%
Natural Gas	544	CCF	\$412.19	\$0.00	\$412.19	0.7577	3.93%
Water	463	CCF	\$1,933.44	\$0.00	\$1,933.44	4.1759	18.44%
Sewer	134	CCF	\$387.26	\$0.00	\$387.26	2.8900	3.69%
Total Cost:			\$10,487.49	\$0.00	\$10,487.49		

For PAUL
MORENO



Filters: Cost Center Name Not Equal To DoNotReport; Billing Period Equal To 201310All Meter CodesAll Group Names

elpaso

Energy CAP

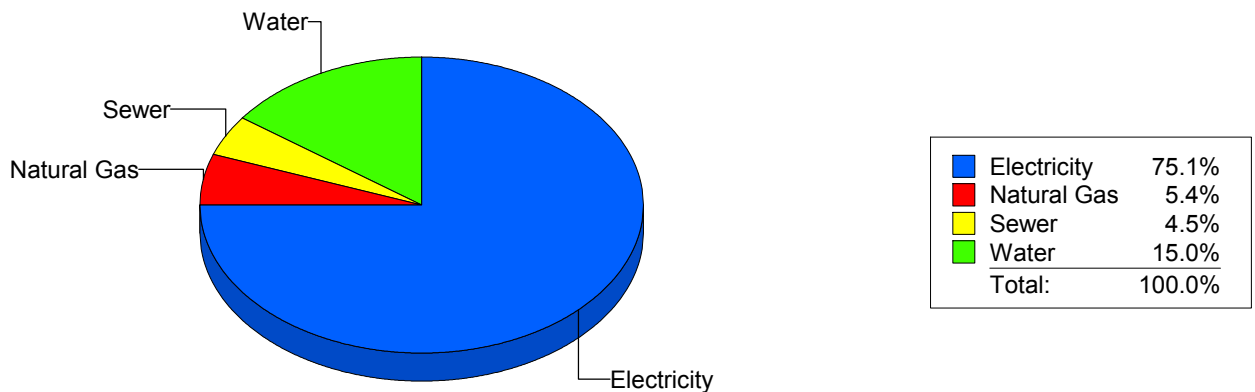
Cost Avoidance Program

Cost Summary Graph

Grouped by Energy Type

Energy Type	Use	Units	Meter Cost	Special Charges	Total Cost	Avg Unit Cost	% of Total Cost
Site: POLK ELEMENTARY - POLK ELEMENTARY							
Electricity	34,100	KWH	\$4,641.54	\$0.00	\$4,641.54	0.1361	75.07%
Natural Gas	403	CCF	\$333.85	\$0.00	\$333.85	0.8284	5.40%
Water	291	CCF	\$930.14	\$0.00	\$930.14	3.1964	15.04%
Sewer	93	CCF	\$277.17	\$0.00	\$277.17	2.9803	4.48%
Total Cost:			\$6,182.70	\$0.00	\$6,182.70		

For POLK
ELEMENTARY



Filters: Cost Center Name Not Equal To DoNotReport; Billing Period Equal To 201310All Meter CodesAll Group Names

elpaso

Energy CAP

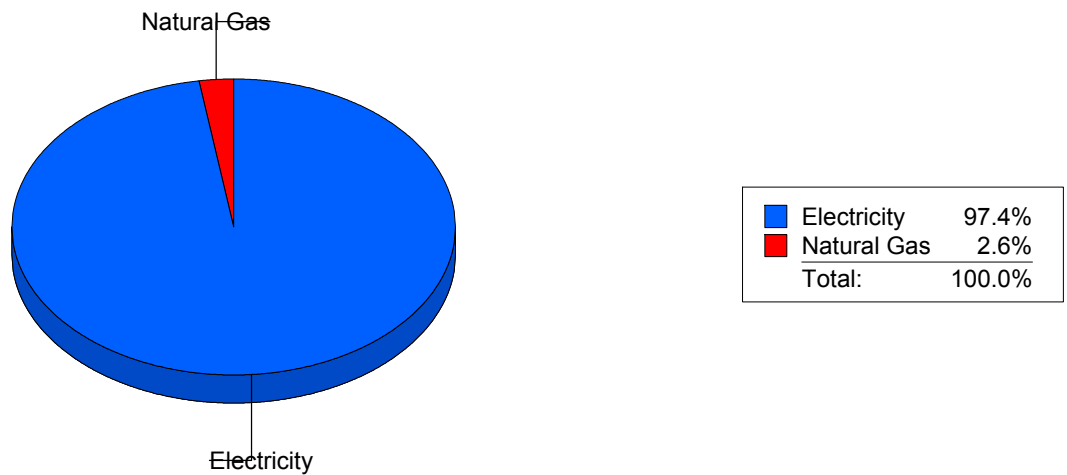
Cost Avoidance Program

Cost Summary Graph

Grouped by Energy Type

Energy Type	Use	Units	Meter Cost	Special Charges	Total Cost	Avg Unit Cost	% of Total Cost
Site: POWELL - POWELL							
Electricity	64,440	KWH	\$10,372.75	\$0.00	\$10,372.75	0.1610	97.45%
Natural Gas	398	CCF	\$271.53	\$0.00	\$271.53	0.6822	2.55%
Total Cost:			\$10,644.28	\$0.00	\$10,644.28		

For POWELL



Filters: Cost Center Name Not Equal To DoNotReport; Billing Period Equal To 201310All Meter CodesAll Group Names

elpaso

Energy CAP

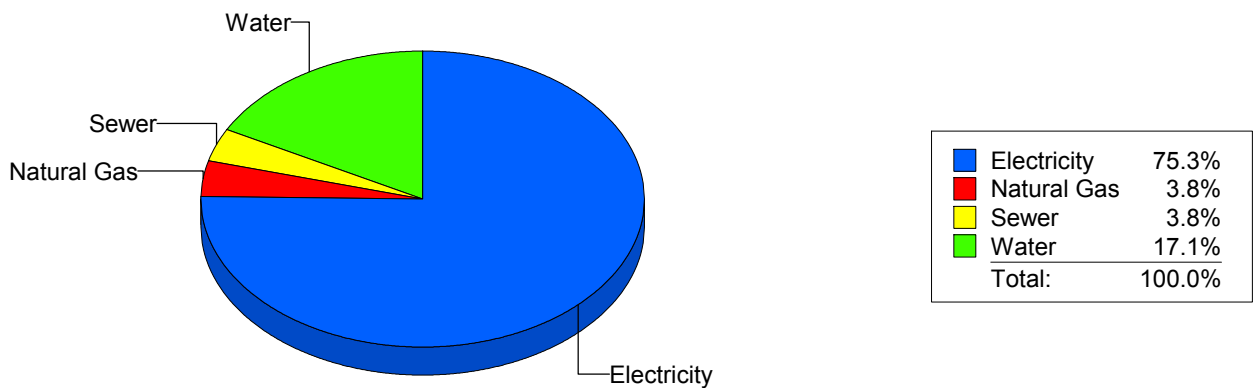
Cost Avoidance Program

Cost Summary Graph

Grouped by Energy Type

Energy Type	Use	Units	Meter Cost	Special Charges	Total Cost	Avg Unit Cost	% of Total Cost
Site: PUTNAM ELEMENTARY - PUTNAM ELEMENTARY							
Electricity	33,289	KWH	\$4,700.85	\$0.00	\$4,700.85	0.1412	75.29%
Natural Gas	231	CCF	\$237.22	\$0.00	\$237.22	1.0269	3.80%
Water	357	CCF	\$1,068.20	\$0.00	\$1,068.20	2.9922	17.11%
Sewer	115	CCF	\$237.35	\$0.00	\$237.35	2.0639	3.80%
Total Cost:			\$6,243.62	\$0.00	\$6,243.62		

For PUTNAM
ELEMENTARY



Filters: Cost Center Name Not Equal To DoNotReport; Billing Period Equal To 201310All Meter CodesAll Group Names

el Paso

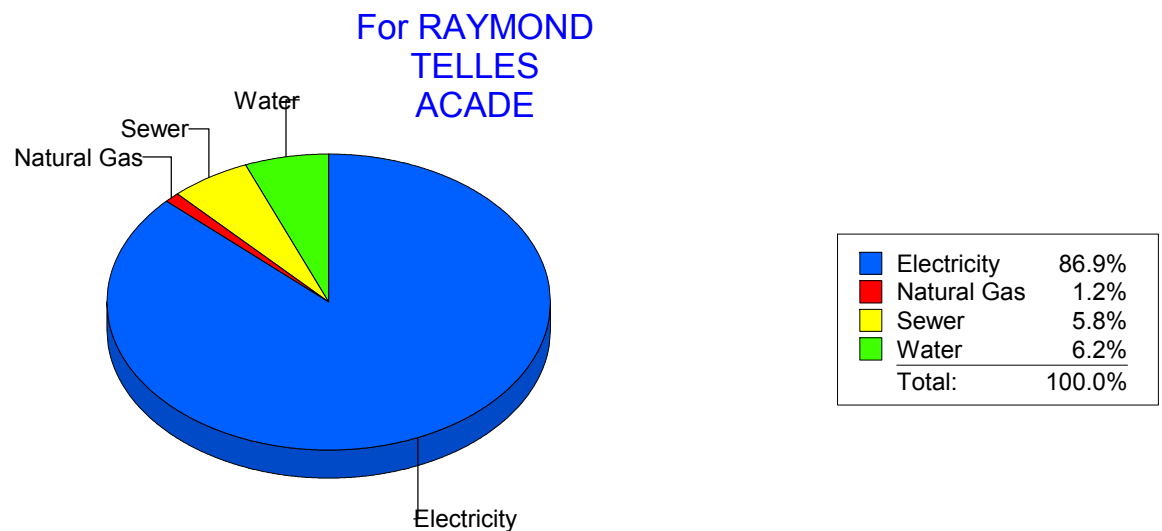
Energy CAP

Cost Avoidance Program

Cost Summary Graph

Grouped by Energy Type

Energy Type	Use	Units	Meter Cost	Special Charges	Total Cost	Avg Unit Cost	% of Total Cost
Site: RAYMOND TELLES ACADE - RAYMOND TELLES ACADE							
Electricity	35,200	KWH	\$4,851.31	\$0.00	\$4,851.31	0.1378	86.86%
Natural Gas	13	CCF	\$65.30	\$0.00	\$65.30	5.0231	1.17%
Water	120	CCF	\$346.19	\$0.00	\$346.19	2.8849	6.20%
Sewer	126	CCF	\$322.71	\$0.00	\$322.71	2.5612	5.78%
Total Cost:			\$5,585.51	\$0.00	\$5,585.51		



Filters: Cost Center Name Not Equal To DoNotReport; Billing Period Equal To 201310All Meter CodesAll Group Names

elpaso

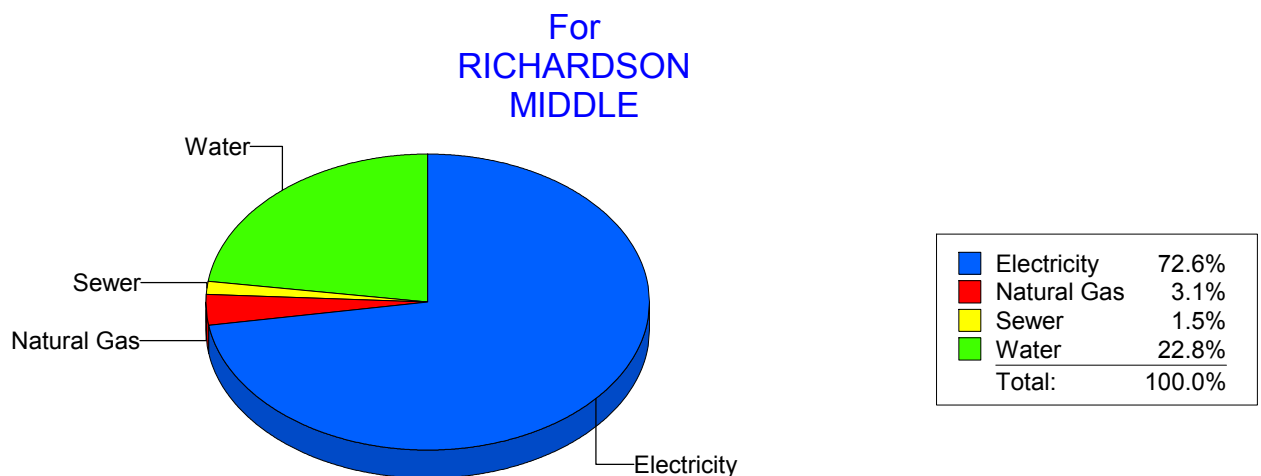
Energy CAP

Cost Avoidance Program

Cost Summary Graph

Grouped by Energy Type

Energy Type	Use	Units	Meter Cost	Special Charges	Total Cost	Avg Unit Cost	% of Total Cost
Site: RICHARDSON MIDDLE - RICHARDSON MIDDLE							
Electricity	114,900	KWH	\$13,636.64	\$0.00	\$13,636.64	0.1187	72.62%
Natural Gas	984	CCF	\$590.94	\$0.00	\$590.94	0.6005	3.15%
Water	861	CCF	\$4,272.45	\$0.00	\$4,272.45	4.9622	22.75%
Sewer	93	CCF	\$277.17	\$0.00	\$277.17	2.9803	1.48%
Total Cost:			\$18,777.20	\$0.00	\$18,777.20		



Filters: Cost Center Name Not Equal To DoNotReport; Billing Period Equal To 201310All Meter CodesAll Group Names

elpaso

Energy CAP

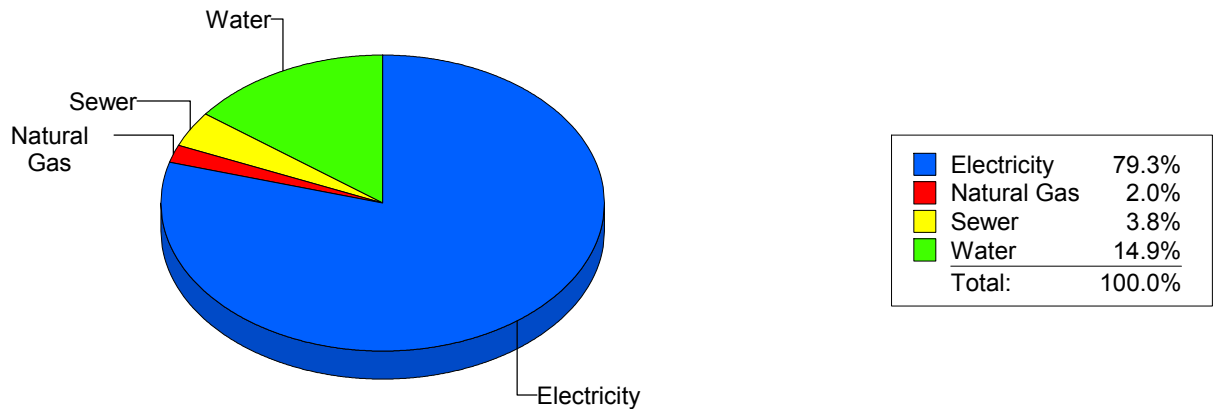
Cost Avoidance Program

Cost Summary Graph

Grouped by Energy Type

Energy Type	Use	Units	Meter Cost	Special Charges	Total Cost	Avg Unit Cost	% of Total Cost
Site: RIVERA ELEMENTARY - RIVERA ELEMENTARY							
Electricity	54,960	KWH	\$7,717.99	\$0.00	\$7,717.99	0.1404	79.33%
Natural Gas	268	CCF	\$198.48	\$0.00	\$198.48	0.7406	2.04%
Water	473	CCF	\$1,445.56	\$0.00	\$1,445.56	3.0562	14.86%
Sewer	158	CCF	\$366.87	\$0.00	\$366.87	2.3220	3.77%
Total Cost:			\$9,728.90	\$0.00	\$9,728.90		

For RIVERA
ELEMENTARY



Filters: Cost Center Name Not Equal To DoNotReport; Billing Period Equal To 201310All Meter CodesAll Group Names

elpaso

Energy CAP

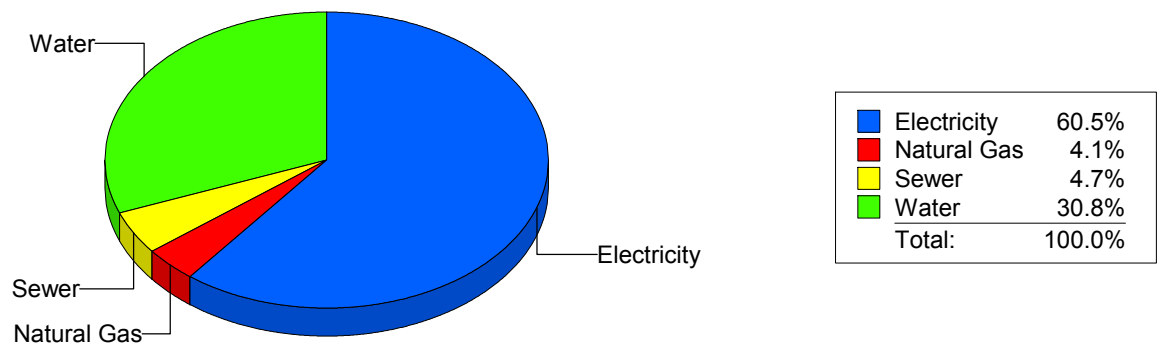
Cost Avoidance Program

Cost Summary Graph

Grouped by Energy Type

Energy Type	Use	Units	Meter Cost	Special Charges	Total Cost	Avg Unit Cost	% of Total Cost
Site: ROBERTS ELEMENTARY - ROBERTS ELEMENTARY							
Electricity	43,942	KWH	\$5,299.63	\$0.00	\$5,299.63	0.1206	60.46%
Natural Gas	443	CCF	\$355.18	\$0.00	\$355.18	0.8018	4.05%
Water	759	CCF	\$2,700.43	\$0.00	\$2,700.43	3.5579	30.81%
Sewer	182	CCF	\$410.92	\$0.00	\$410.92	2.2578	4.69%
Total Cost:			\$8,766.16	\$0.00	\$8,766.16		

For ROBERTS
ELEMENTARY



Filters: Cost Center Name Not Equal To DoNotReport; Billing Period Equal To 201310All Meter CodesAll Group Names

elpaso

Energy CAP

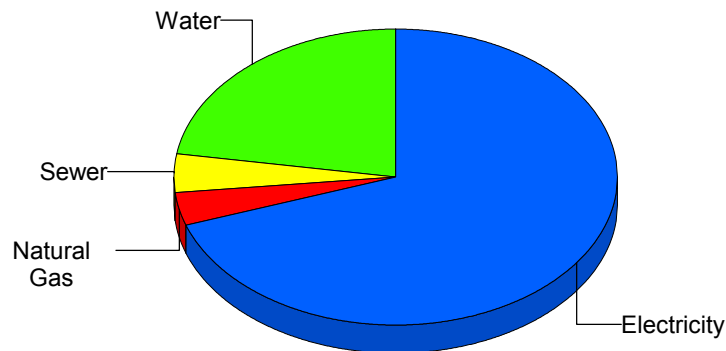
Cost Avoidance Program

Cost Summary Graph

Grouped by Energy Type

Energy Type	Use	Units	Meter Cost	Special Charges	Total Cost	Avg Unit Cost	% of Total Cost
Site: ROSA GUERRERO ELEMEN - ROSA GUERRERO ELEMEN							
Electricity	44,540	KWH	\$6,072.80	\$0.00	\$6,072.80	0.1363	69.68%
Natural Gas	368	CCF	\$313.81	\$0.00	\$313.81	0.8527	3.60%
Water	771	CCF	\$1,952.64	\$0.00	\$1,952.64	2.5326	22.40%
Sewer	116	CCF	\$376.23	\$0.00	\$376.23	3.2434	4.32%
Total Cost:			\$8,715.48	\$0.00	\$8,715.48		

For ROSA
GUERRERO
ELEMEN



Electricity	69.7%
Natural Gas	3.6%
Sewer	4.3%
Water	22.4%
Total:	100.0%

Filters: Cost Center Name Not Equal To DoNotReport; Billing Period Equal To 201310All Meter CodesAll Group Names

elpaso

Energy CAP

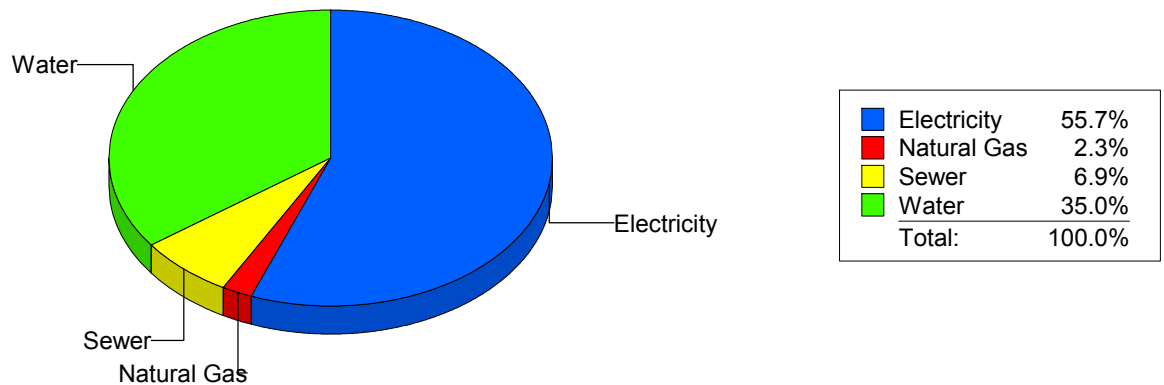
Cost Avoidance Program

Cost Summary Graph

Grouped by Energy Type

Energy Type	Use	Units	Meter Cost	Special Charges	Total Cost	Avg Unit Cost	% of Total Cost
Site: ROSS MIDDLE SCHOOL - ROSS MIDDLE SCHOOL							
Electricity	57,089	KWH	\$8,521.37	\$0.00	\$8,521.37	0.1493	55.72%
Natural Gas	553	CCF	\$357.55	\$0.00	\$357.55	0.6466	2.34%
Water	1,989	CCF	\$5,351.34	\$0.00	\$5,351.34	2.6905	34.99%
Sewer	662	CCF	\$1,062.39	\$0.00	\$1,062.39	1.6048	6.95%
Total Cost:			\$15,292.65	\$0.00	\$15,292.65		

For ROSS
MIDDLE
SCHOOL



Filters: Cost Center Name Not Equal To DoNotReport; Billing Period Equal To 201310All Meter CodesAll Group Names

elpaso

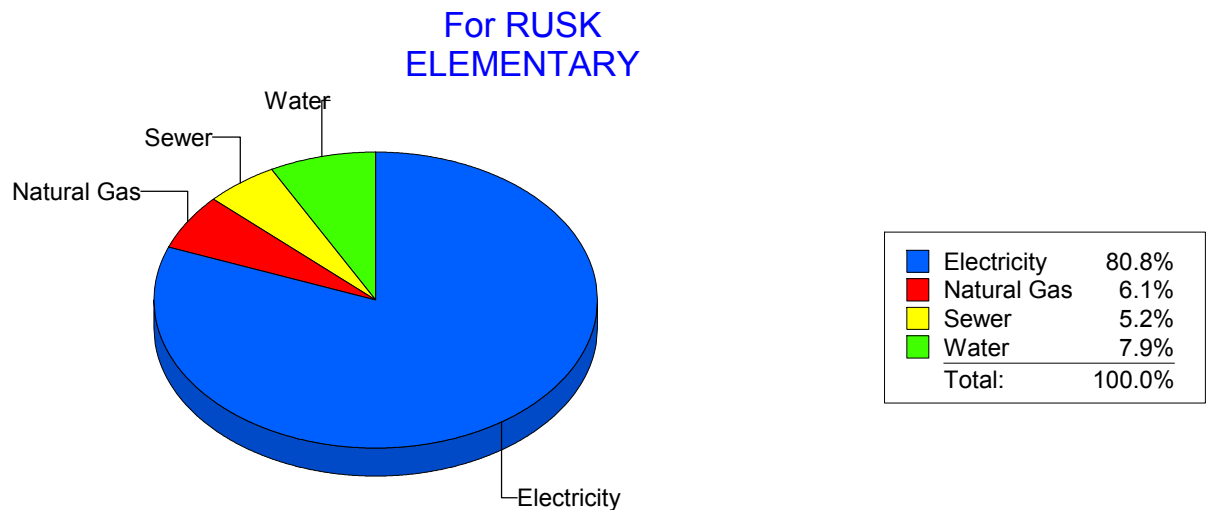
Energy CAP

Cost Avoidance Program

Cost Summary Graph

Grouped by Energy Type

Energy Type	Use	Units	Meter Cost	Special Charges	Total Cost	Avg Unit Cost	% of Total Cost
Site: RUSK ELEMENTARY - RUSK ELEMENTARY							
Electricity	31,986	KWH	\$4,110.09	\$0.00	\$4,110.09	0.1285	80.81%
Natural Gas	256	CCF	\$310.30	\$0.00	\$310.30	1.2121	6.10%
Water	142	CCF	\$399.82	\$0.00	\$399.82	2.8156	7.86%
Sewer	87	CCF	\$265.63	\$0.00	\$265.63	3.0532	5.22%
Total Cost:			\$5,085.84	\$0.00	\$5,085.84		



Filters: Cost Center Name Not Equal To DoNotReport; Billing Period Equal To 201310All Meter CodesAll Group Names

elpaso

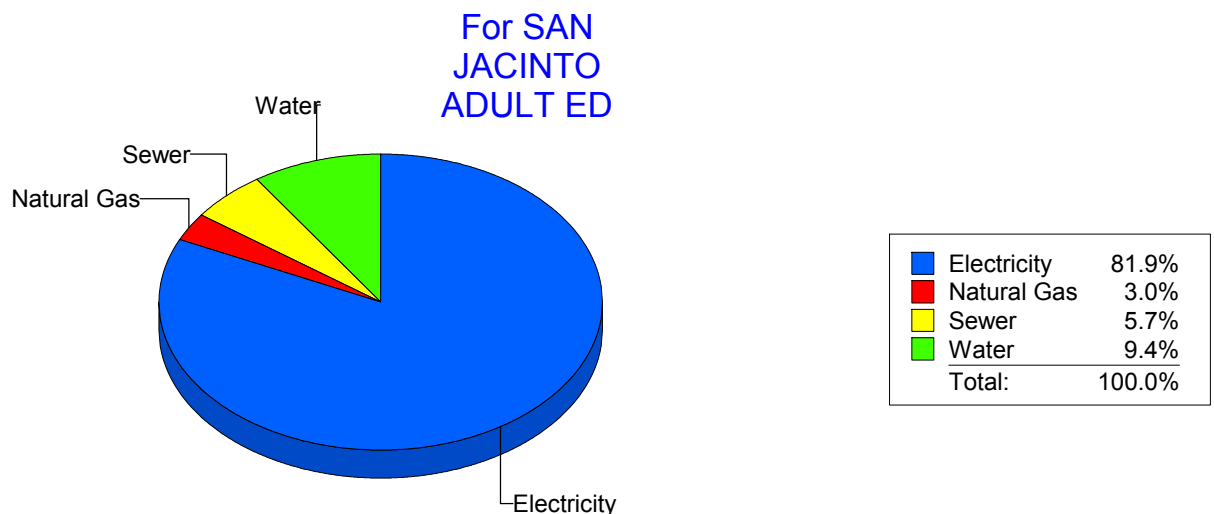
Energy CAP

Cost Avoidance Program

Cost Summary Graph

Grouped by Energy Type

Energy Type	Use	Units	Meter Cost	Special Charges	Total Cost	Avg Unit Cost	% of Total Cost
Site: SAN JACINTO ADULT ED - SAN JACINTO ADULT ED							
Electricity	9,800	KWH	\$1,610.20	\$0.00	\$1,610.20	0.1643	81.86%
Natural Gas	0	CCF	\$59.52	\$0.00	\$59.52	0.0000	3.03%
Water	64	CCF	\$184.53	\$0.00	\$184.53	2.8833	9.38%
Sewer	33	CCF	\$112.86	\$0.00	\$112.86	3.4200	5.74%
Total Cost:			\$1,967.11	\$0.00	\$1,967.11		



Filters: Cost Center Name Not Equal To DoNotReport; Billing Period Equal To 201310All Meter CodesAll Group Names

elpaso

Energy CAP

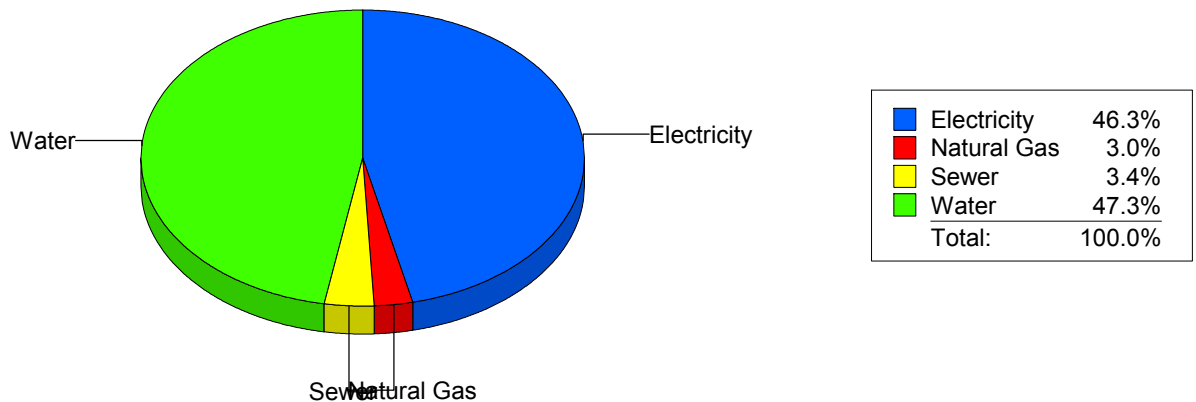
Cost Avoidance Program

Cost Summary Graph

Grouped by Energy Type

Energy Type	Use	Units	Meter Cost	Special Charges	Total Cost	Avg Unit Cost	% of Total Cost
Site: SCHUSTER ELEMENTARY - SCHUSTER ELEMENTARY							
Electricity	20,086	KWH	\$2,428.92	\$0.00	\$2,428.92	0.1209	46.28%
Natural Gas	194	CCF	\$156.89	\$0.00	\$156.89	0.8087	2.99%
Water	582	CCF	\$2,481.91	\$0.00	\$2,481.91	4.2645	47.29%
Sewer	82	CCF	\$180.48	\$0.00	\$180.48	2.2010	3.44%
Total Cost:			\$5,248.20	\$0.00	\$5,248.20		

For
SCHUSTER
ELEMENTARY



Filters: Cost Center Name Not Equal To DoNotReport; Billing Period Equal To 201310All Meter CodesAll Group Names

elpaso

Energy CAP

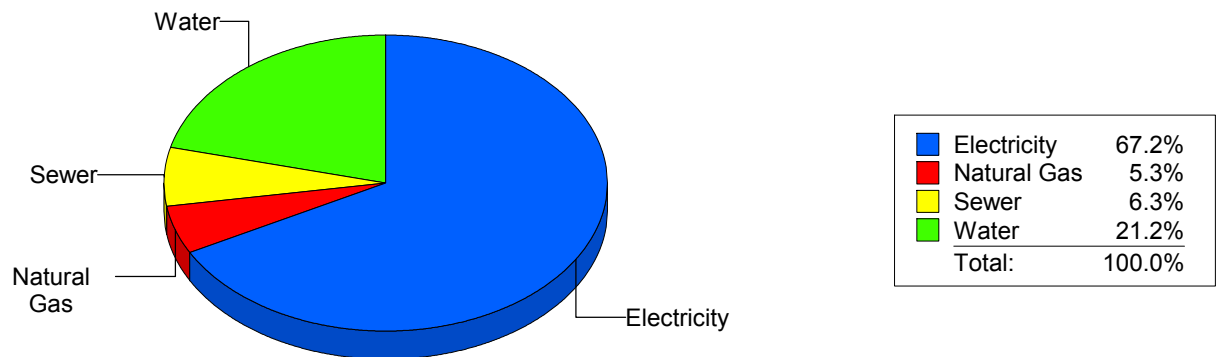
Cost Avoidance Program

Cost Summary Graph

Grouped by Energy Type

Energy Type	Use	Units	Meter Cost	Special Charges	Total Cost	Avg Unit Cost	% of Total Cost
Site: STANTON ELEMENTARY - STANTON ELEMENTARY							
Electricity	30,723	KWH	\$4,294.05	\$0.00	\$4,294.05	0.1398	67.23%
Natural Gas	409	CCF	\$337.35	\$0.00	\$337.35	0.8248	5.28%
Water	530	CCF	\$1,354.75	\$0.00	\$1,354.75	2.5561	21.21%
Sewer	203	CCF	\$400.97	\$0.00	\$400.97	1.9752	6.28%
Total Cost:			\$6,387.12	\$0.00	\$6,387.12		

For STANTON
ELEMENTARY



Filters: Cost Center Name Not Equal To DoNotReport; Billing Period Equal To 201310All Meter CodesAll Group Names

elpaso

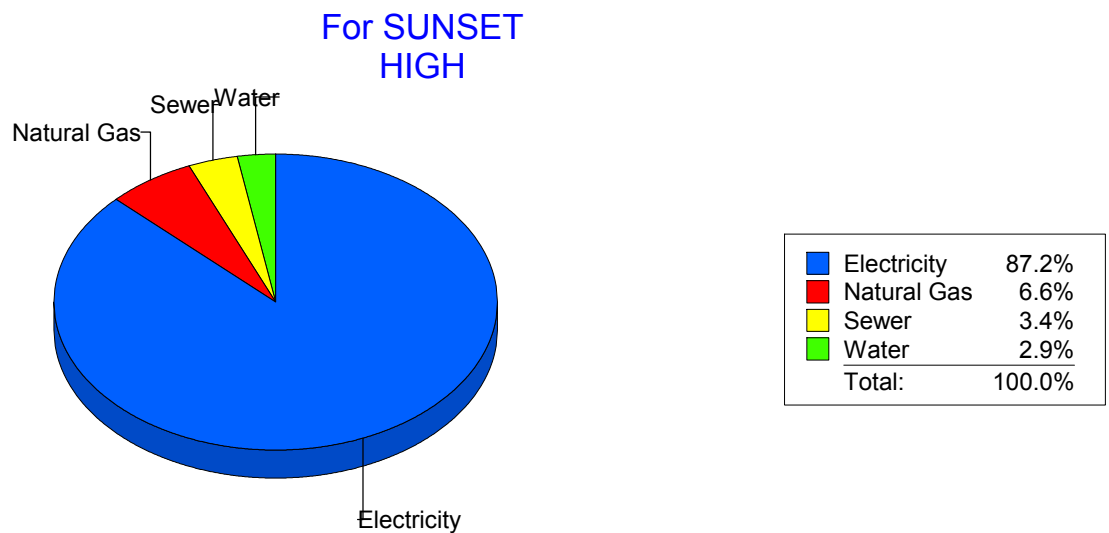
Energy CAP

Cost Avoidance Program

Cost Summary Graph

Grouped by Energy Type

Energy Type	Use	Units	Meter Cost	Special Charges	Total Cost	Avg Unit Cost	% of Total Cost
Site: SUNSET HIGH - SUNSET HIGH							
Electricity	18,480	KWH	\$2,355.89	\$0.00	\$2,355.89	0.1275	87.16%
Natural Gas	231	CCF	\$177.70	\$0.00	\$177.70	0.7693	6.57%
Water	7	CCF	\$78.65	\$0.00	\$78.65	11.2357	2.91%
Sewer	17	CCF	\$90.78	\$0.00	\$90.78	5.3400	3.36%
Total Cost:			\$2,703.02	\$0.00	\$2,703.02		



Filters: Cost Center Name Not Equal To DoNotReport; Billing Period Equal To 201310All Meter CodesAll Group Names

elpaso

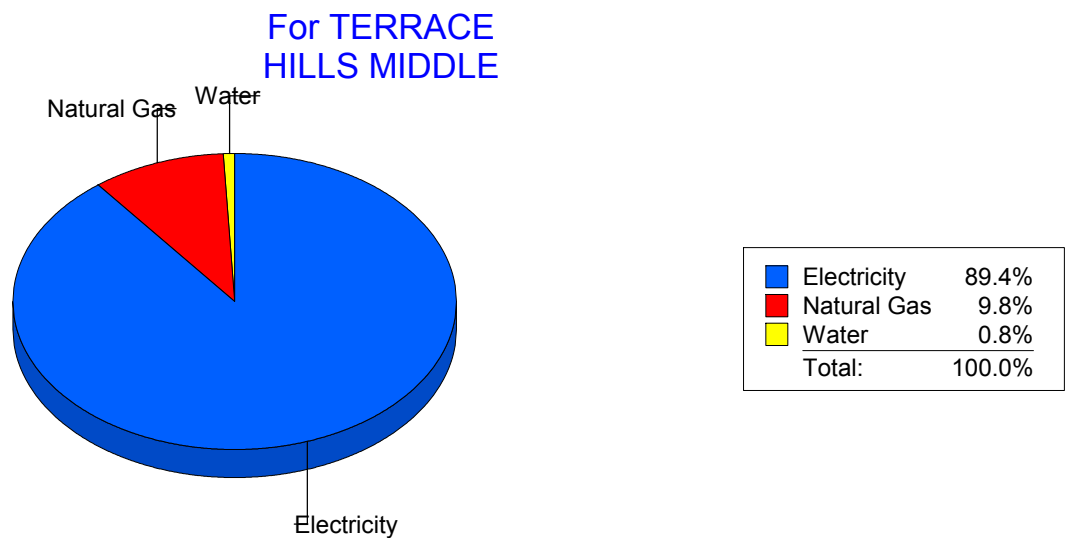
Energy CAP

Cost Avoidance Program

Cost Summary Graph

Grouped by Energy Type

Energy Type	Use	Units	Meter Cost	Special Charges	Total Cost	Avg Unit Cost	% of Total Cost
Site: TERRACE HILLS MIDDLE - TERRACE HILLS MIDDLE							
Electricity	36,150	KWH	\$4,580.62	\$0.00	\$4,580.62	0.1267	89.40%
Natural Gas	726	CCF	\$503.51	\$0.00	\$503.51	0.6935	9.83%
Water	0	CCF	\$39.32	\$0.00	\$39.32	0.0000	0.77%
Total Cost:			\$5,123.45	\$0.00	\$5,123.45		



Filters: Cost Center Name Not Equal To DoNotReport; Billing Period Equal To 201310All Meter CodesAll Group Names

elpaso

Energy CAP

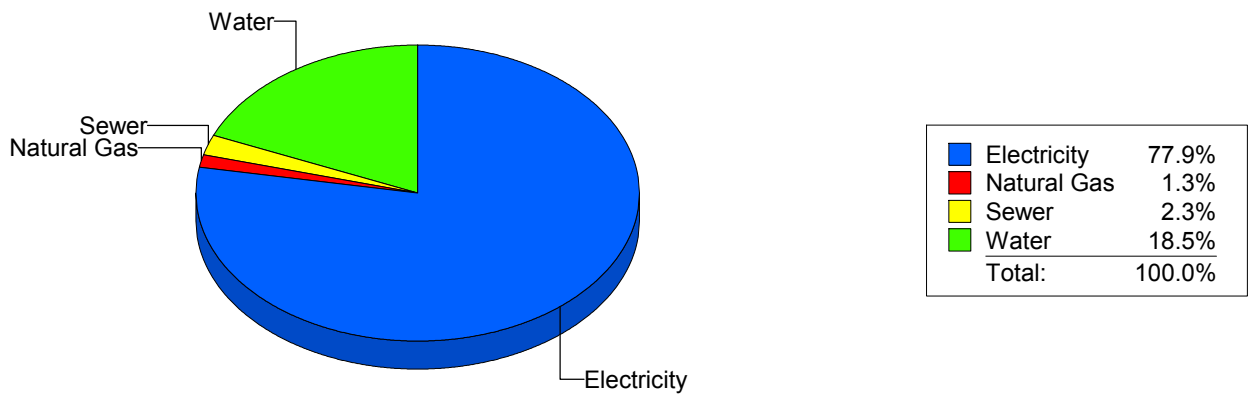
Cost Avoidance Program

Cost Summary Graph

Grouped by Energy Type

Energy Type	Use	Units	Meter Cost	Special Charges	Total Cost	Avg Unit Cost	% of Total Cost
Site: TIPPIN - TIPPIN ELEMENTARY							
Electricity	78,480	KWH	\$10,858.14	\$0.00	\$10,858.14	0.1384	77.88%
Natural Gas	241	CCF	\$183.31	\$0.00	\$183.31	0.7606	1.31%
Water	589	CCF	\$2,580.97	\$0.00	\$2,580.97	4.3820	18.51%
Sewer	124	CCF	\$319.95	\$0.00	\$319.95	2.5802	2.29%
Total Cost:			\$13,942.37	\$0.00	\$13,942.37		

For TIPPIN
ELEMENTARY



Filters: Cost Center Name Not Equal To DoNotReport; Billing Period Equal To 201310All Meter CodesAll Group Names

elpaso

Energy CAP

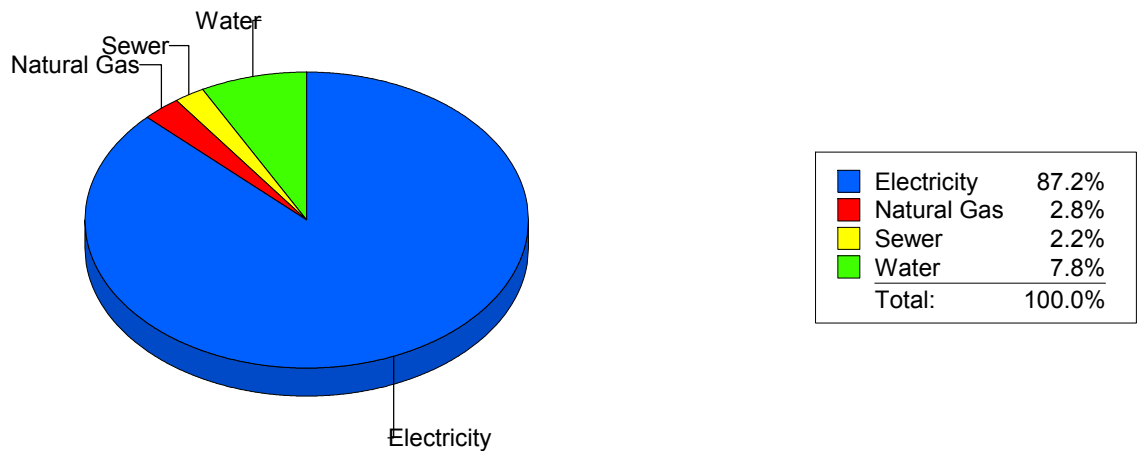
Cost Avoidance Program

Cost Summary Graph

Grouped by Energy Type

Energy Type	Use	Units	Meter Cost	Special Charges	Total Cost	Avg Unit Cost	% of Total Cost
Site: TOMLEA - TOM LEA							
Electricity	84,000	KWH	\$10,225.20	\$0.00	\$10,225.20	0.1217	87.23%
Natural Gas	491	CCF	\$323.79	\$0.00	\$323.79	0.6595	2.76%
Water	261	CCF	\$920.08	\$0.00	\$920.08	3.5252	7.85%
Sewer	76	CCF	\$253.71	\$0.00	\$253.71	3.3383	2.16%
Total Cost:			\$11,722.78	\$0.00	\$11,722.78		

For TOM LEA



Filters: Cost Center Name Not Equal To DoNotReport; Billing Period Equal To 201310All Meter CodesAll Group Names

elpaso

Energy CAP

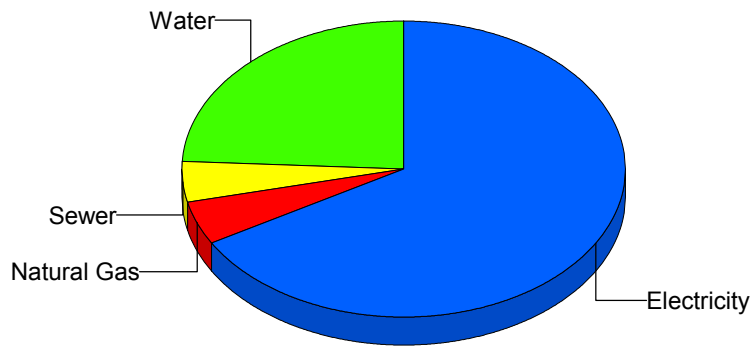
Cost Avoidance Program

Cost Summary Graph

Grouped by Energy Type

Energy Type	Use	Units	Meter Cost	Special Charges	Total Cost	Avg Unit Cost	% of Total Cost
Site: TRAVIS ELEMENTARY SC - TRAVIS ELEMENTARY SC							
Electricity	28,322	KWH	\$3,664.83	\$0.00	\$3,664.83	0.1294	66.74%
Natural Gas	270	CCF	\$259.13	\$0.00	\$259.13	0.9597	4.72%
Water	343	CCF	\$1,330.58	\$0.00	\$1,330.58	3.8792	24.23%
Sewer	84	CCF	\$236.75	\$0.00	\$236.75	2.8185	4.31%
Total Cost:			\$5,491.29	\$0.00	\$5,491.29		

For TRAVIS
ELEMENTARY
SC



Electricity	66.7%
Natural Gas	4.7%
Sewer	4.3%
Water	24.2%
Total:	100.0%

Filters: Cost Center Name Not Equal To DoNotReport; Billing Period Equal To 201310All Meter CodesAll Group Names

elpaso

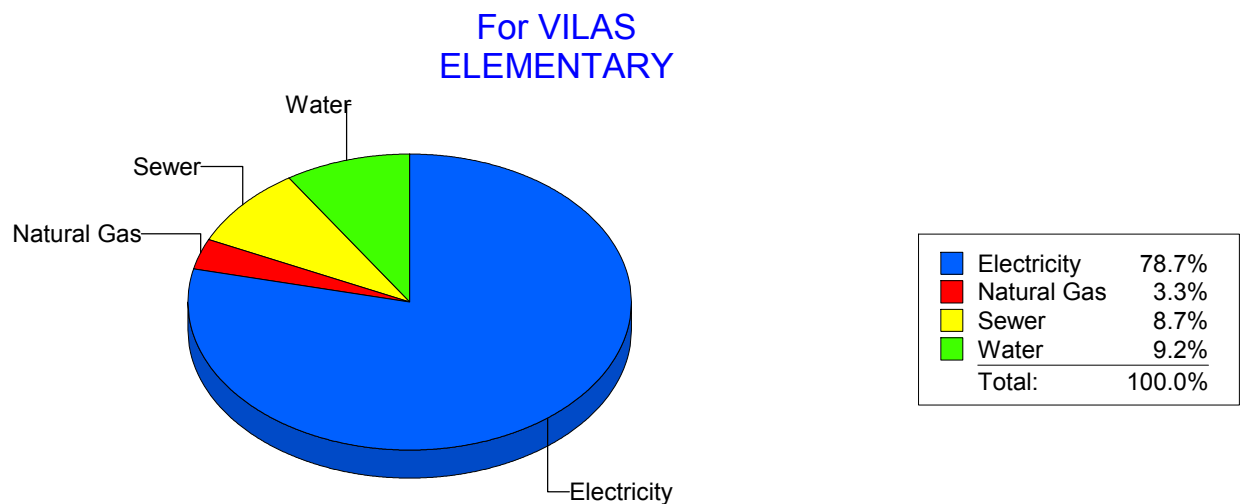
Energy CAP

Cost Avoidance Program

Cost Summary Graph

Grouped by Energy Type

Energy Type	Use	Units	Meter Cost	Special Charges	Total Cost	Avg Unit Cost	% of Total Cost
Site: VILAS ELEMENTARY - VILAS ELEMENTARY							
Electricity	49,508	KWH	\$6,431.95	\$0.00	\$6,431.95	0.1299	78.70%
Natural Gas	192	CCF	\$273.68	\$0.00	\$273.68	1.4254	3.35%
Water	273	CCF	\$751.92	\$0.00	\$751.92	2.7543	9.20%
Sewer	323	CCF	\$715.02	\$0.00	\$715.02	2.2137	8.75%
Total Cost:			\$8,172.57	\$0.00	\$8,172.57		



Filters: Cost Center Name Not Equal To DoNotReport; Billing Period Equal To 201310All Meter CodesAll Group Names

elpaso

Energy CAP

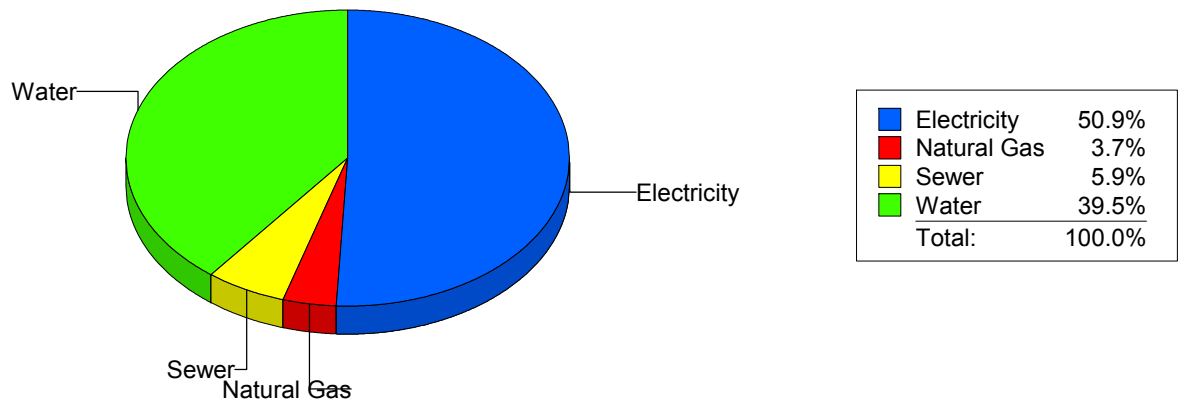
Cost Avoidance Program

Cost Summary Graph

Grouped by Energy Type

Energy Type	Use	Units	Meter Cost	Special Charges	Total Cost	Avg Unit Cost	% of Total Cost
Site: WAINWRIGHT ELEMENTAR - WAINWRIGHT ELEMENTAR							
Electricity	13,051	KWH	\$1,839.09	\$0.00	\$1,839.09	0.1409	50.93%
Natural Gas	31	CCF	\$132.84	\$0.00	\$132.84	4.2852	3.68%
Water	330	CCF	\$1,427.24	\$0.00	\$1,427.24	4.3250	39.52%
Sewer	56	CCF	\$211.92	\$0.00	\$211.92	3.7843	5.87%
Total Cost:			\$3,611.09	\$0.00	\$3,611.09		

For
WAINWRIGHT
ELEMENTAR



Filters: Cost Center Name Not Equal To DoNotReport; Billing Period Equal To 201310All Meter CodesAll Group Names

elpaso

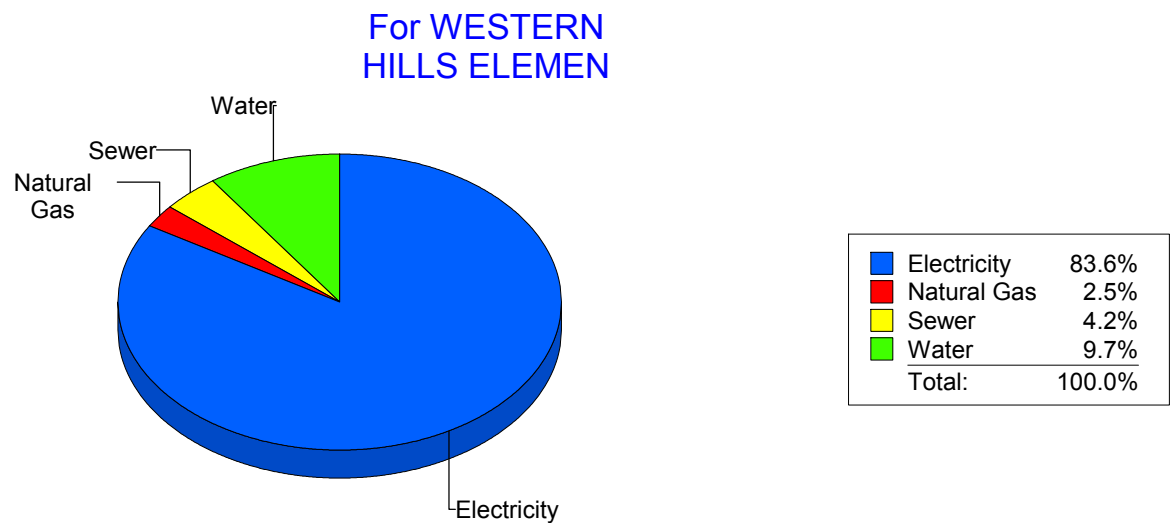
Energy CAP

Cost Avoidance Program

Cost Summary Graph

Grouped by Energy Type

Energy Type	Use	Units	Meter Cost	Special Charges	Total Cost	Avg Unit Cost	% of Total Cost
Site: WESTERN HILLS ELEMEN - WESTERN HILLS ELEMEN							
Electricity	54,720	KWH	\$6,954.39	\$0.00	\$6,954.39	0.1271	83.64%
Natural Gas	286	CCF	\$208.58	\$0.00	\$208.58	0.7293	2.51%
Water	430	CCF	\$806.98	\$0.00	\$806.98	1.8767	9.70%
Sewer	84	CCF	\$345.15	\$0.00	\$345.15	4.1089	4.15%
Total Cost:			\$8,315.10	\$0.00	\$8,315.10		



Filters: Cost Center Name Not Equal To DoNotReport; Billing Period Equal To 201310All Meter CodesAll Group Names

el Paso

Energy CAP

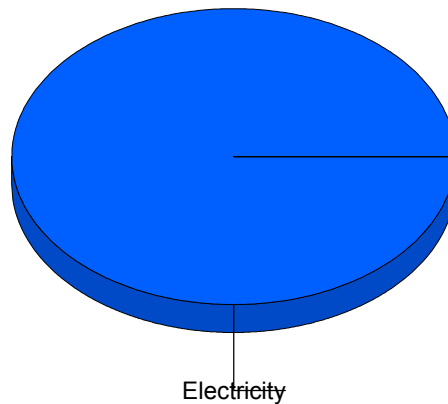
Cost Avoidance Program

Cost Summary Graph

Grouped by Energy Type

Energy Type	Use	Units	Meter Cost	Special Charges	Total Cost	Avg Unit Cost	% of Total Cost
Site: WESTSIDE TRANSPORTAT - WESTSIDE TRANSPORTAT							
Electricity	3,038	KWH	\$408.35	\$0.00	\$408.35	0.1344	100.00%
Total Cost:			\$408.35	\$0.00	\$408.35		

For WESTSIDE
TRANSPORTAT



■ Electricity	100.0%
Total:	100.0%

Filters: Cost Center Name Not Equal To DoNotReport; Billing Period Equal To 201310All Meter CodesAll Group Names

elpaso

Energy CAP

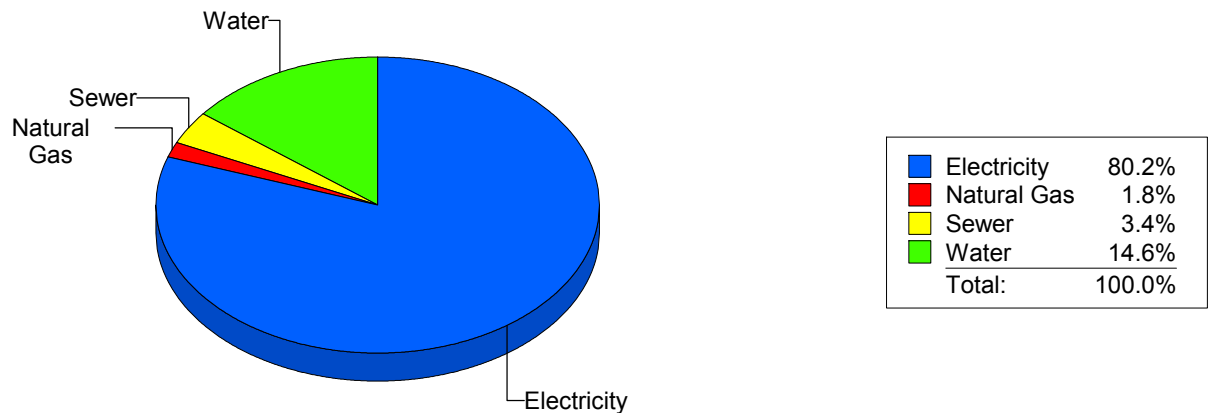
Cost Avoidance Program

Cost Summary Graph

Grouped by Energy Type

Energy Type	Use	Units	Meter Cost	Special Charges	Total Cost	Avg Unit Cost	% of Total Cost
Site: WHITAKER ELEMENTARY - WHITAKER ELEMENTARY							
Electricity	78,960	KWH	\$9,775.73	\$0.00	\$9,775.73	0.1238	80.22%
Natural Gas	304	CCF	\$218.70	\$0.00	\$218.70	0.7194	1.79%
Water	776	CCF	\$1,774.69	\$0.00	\$1,774.69	2.2870	14.56%
Sewer	194	CCF	\$416.55	\$0.00	\$416.55	2.1472	3.42%
Total Cost:			\$12,185.67	\$0.00	\$12,185.67		

For WHITAKER
ELEMENTARY



Filters: Cost Center Name Not Equal To DoNotReport; Billing Period Equal To 201310All Meter CodesAll Group Names

el Paso

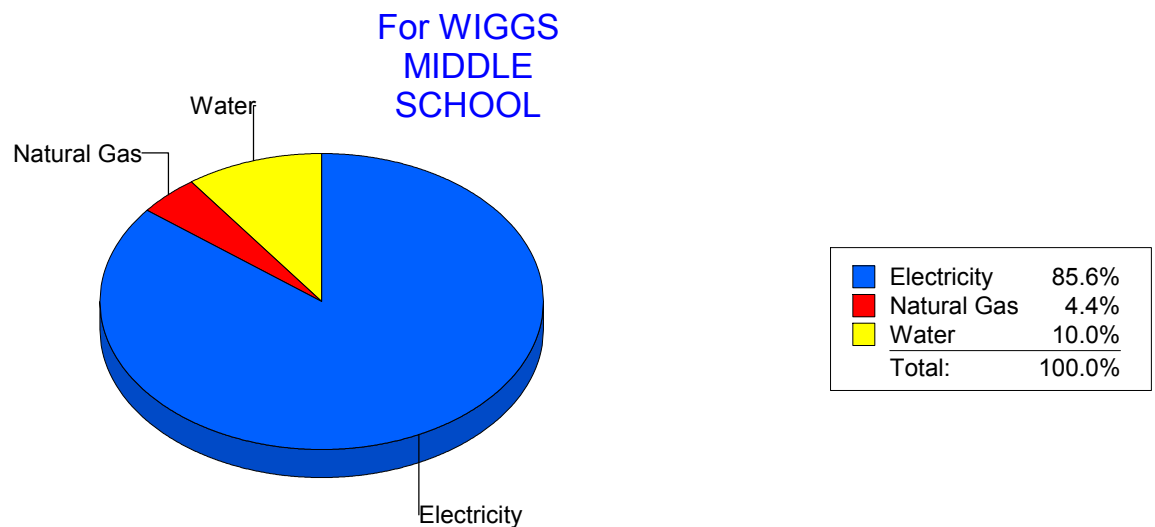
Energy CAP

Cost Avoidance Program

Cost Summary Graph

Grouped by Energy Type

Energy Type	Use	Units	Meter Cost	Special Charges	Total Cost	Avg Unit Cost	% of Total Cost
Site: WIGGS MIDDLE SCHOOL - WIGGS MIDDLE SCHOOL							
Electricity	61,380	KWH	\$7,398.41	\$0.00	\$7,398.41	0.1205	85.61%
Natural Gas	601	CCF	\$383.55	\$0.00	\$383.55	0.6382	4.44%
Water	272	CCF	\$860.29	\$0.00	\$860.29	3.1628	9.95%
Total Cost:			\$8,642.25	\$0.00	\$8,642.25		



Filters: Cost Center Name Not Equal To DoNotReport; Billing Period Equal To 201310All Meter CodesAll Group Names

elpaso

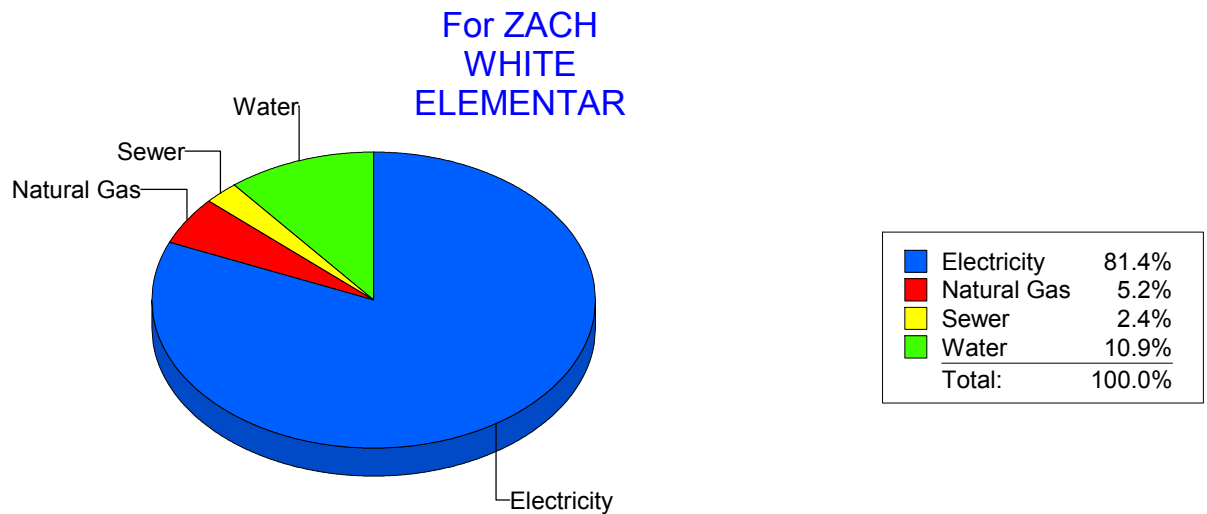
Energy CAP

Cost Avoidance Program

Cost Summary Graph

Grouped by Energy Type

Energy Type	Use	Units	Meter Cost	Special Charges	Total Cost	Avg Unit Cost	% of Total Cost
Site: ZACH WHITE ELEMENTAR - ZACH WHITE ELEMENTAR							
Electricity	67,800	KWH	\$9,122.66	\$0.00	\$9,122.66	0.1346	81.43%
Natural Gas	862	CCF	\$584.47	\$0.00	\$584.47	0.6780	5.22%
Water	426	CCF	\$1,225.16	\$0.00	\$1,225.16	2.8760	10.94%
Sewer	99	CCF	\$271.26	\$0.00	\$271.26	2.7400	2.42%
Total Cost:			\$11,203.55	\$0.00	\$11,203.55		



Filters: Cost Center Name Not Equal To DoNotReport; Billing Period Equal To 201310All Meter CodesAll Group Names

elpaso

Energy CAP

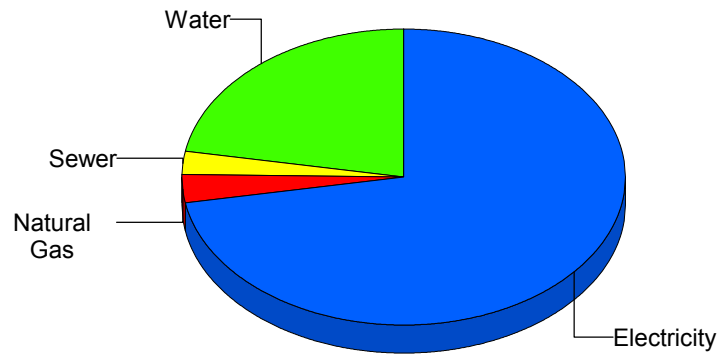
Cost Avoidance Program

Cost Summary Graph

Grouped by Energy Type

Energy Type	Use	Units	Meter Cost	Special Charges	Total Cost	Avg Unit Cost	% of Total Cost
Site: ZAVALA ELEMENTARY SC - ZAVALA ELEMENTARY SC							
Electricity	31,750	KWH	\$3,539.94	\$0.00	\$3,539.94	0.1115	72.17%
Natural Gas	176	CCF	\$146.78	\$0.00	\$146.78	0.8340	2.99%
Water	248	CCF	\$1,089.97	\$0.00	\$1,089.97	4.3950	22.22%
Sewer	44	CCF	\$128.04	\$0.00	\$128.04	2.9100	2.61%
Total Cost:			\$4,904.73	\$0.00	\$4,904.73		

For ZAVALA
ELEMENTARY
SC



Electricity	72.2%
Natural Gas	3.0%
Sewer	2.6%
Water	22.2%
Total:	100.0%

Filters: Cost Center Name Not Equal To DoNotReport; Billing Period Equal To 201310All Meter CodesAll Group Names

elpaso

Energy CAP

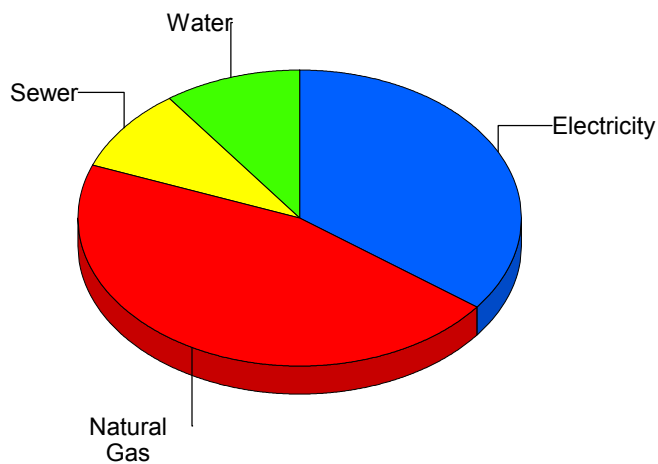
Cost Avoidance Program

Cost Summary Graph

Grouped by Energy Type

Energy Type	Use	Units	Meter Cost	Special Charges	Total Cost	Avg Unit Cost	% of Total Cost
Site: ZUNI COTTAGES - ZUNI COTTAGES							
Electricity		470 KWH	\$91.53	\$0.00	\$91.53	0.1947	35.19%
Natural Gas		0 CCF	\$119.04	\$0.00	\$119.04	0.0000	45.77%
Water		2 CCF	\$26.26	\$0.00	\$26.26	13.1300	10.10%
Sewer		1 CCF	\$23.24	\$0.00	\$23.24	23.2400	8.94%
Total Cost:			\$260.07	\$0.00	\$260.07		

For ZUNI COTTAGES



Electricity	35.2%
Natural Gas	45.8%
Sewer	8.9%
Water	10.1%
Total:	100.0%

Filters: Cost Center Name Not Equal To DoNotReport; Billing Period Equal To 201310All Meter CodesAll Group Names

el Paso

Energy CAP

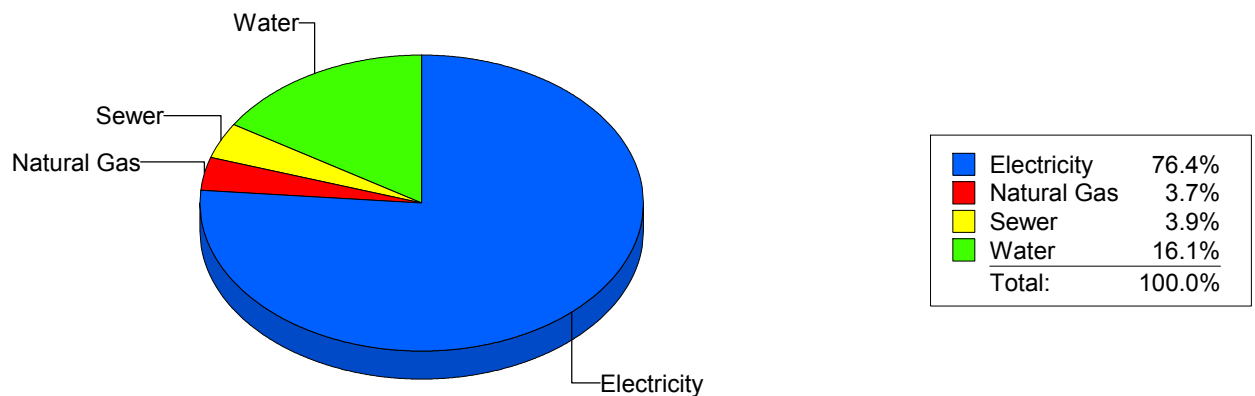
Cost Avoidance Program

Cost Summary Graph

Grouped by Energy Type

Energy Type	Use	Units	Meter Cost	Special Charges	Total Cost	Avg Unit Cost	% of Total Cost
All Sites							
Electricity	6,909,709	KWH	\$839,708.01	\$0.00	\$839,708.01	0.1215	76.38%
Natural Gas	54,693	CCF	\$40,166.59	\$0.00	\$40,166.59	0.7344	3.65%
Water	59,163	CCF	\$176,896.91	\$0.00	\$176,896.91	2.9900	16.09%
Sewer	17,908	CCF	\$42,677.38	\$0.00	\$42,677.38	2.3831	3.88%
Total Cost:			\$1,099,448.89	\$0.00	\$1,099,448.89		

For All Sites



Filters: Cost Center Name Not Equal To DoNotReport; Billing Period Equal To 201310All Meter CodesAll Group Names