

# elpaso

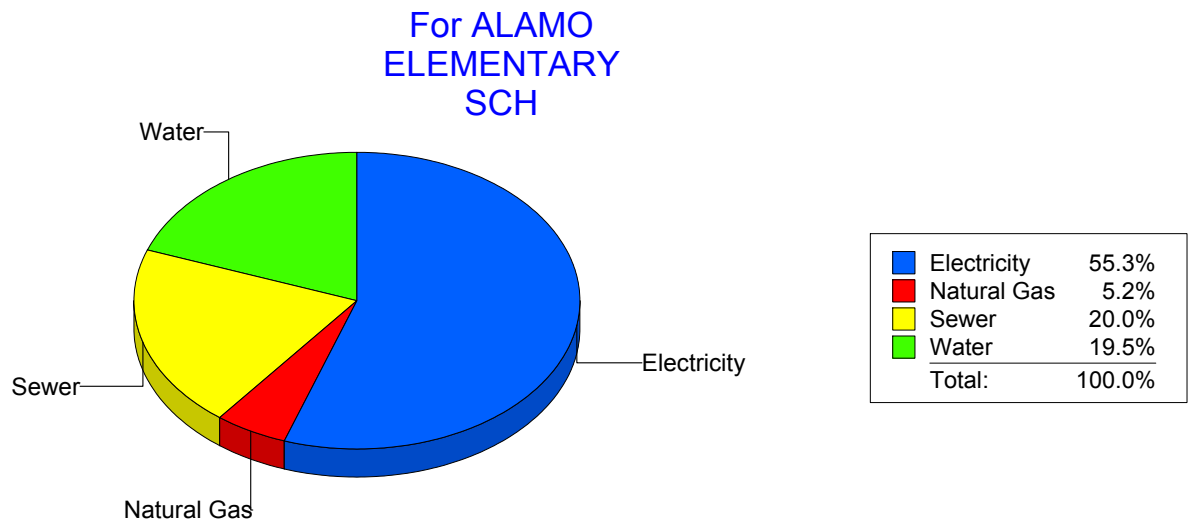
Energy CAP

Cost Avoidance Program

## Cost Summary Graph

Grouped by Energy Type

Energy Type	Use	Units	Meter Cost	Special Charges	Total Cost	Avg Unit Cost	% of Total Cost
Site: ALAMO ELEMENTARY SCH - ALAMO ELEMENTARY SCH							
Electricity	2,250	KWH	\$354.91	\$0.00	\$354.91	0.1577	55.30%
Natural Gas	0	CCF	\$33.38	\$0.00	\$33.38	0.0000	5.20%
Water	0	CCF	\$125.26	\$0.00	\$125.26	0.0000	19.52%
Sewer	3	CCF	\$128.29	\$0.00	\$128.29	42.7633	19.99%
Total Cost:			\$641.84	\$0.00	\$641.84		



Filters: Cost Center Name Not One Of DoNotReport; Billing Period Equal To 200910

# elpaso

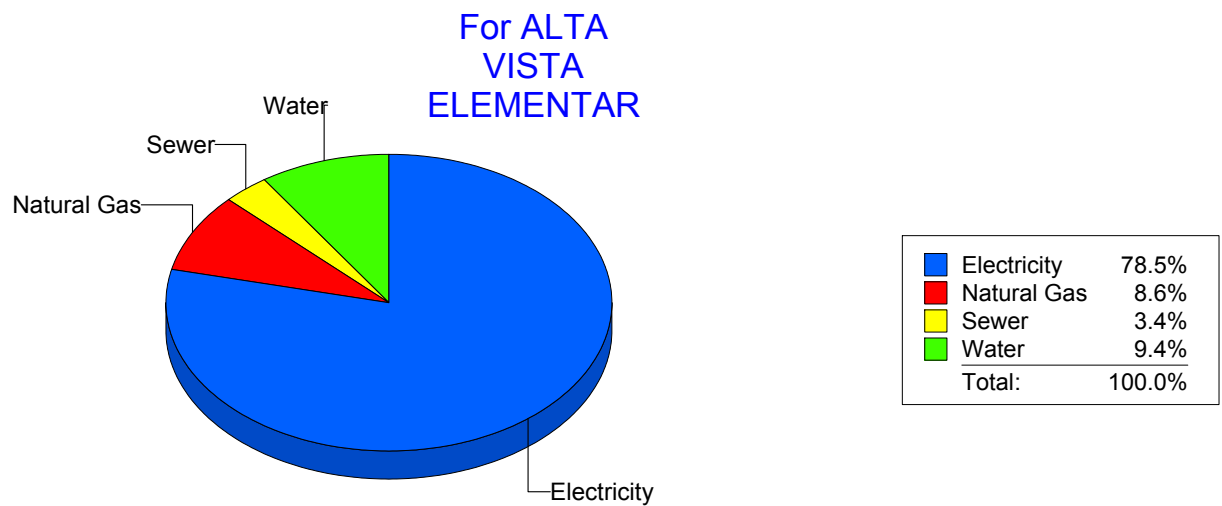
Energy CAP

Cost Avoidance Program

## Cost Summary Graph

Grouped by Energy Type

Energy Type	Use	Units	Meter Cost	Special Charges	Total Cost	Avg Unit Cost	% of Total Cost
Site: ALTA VISTA ELEMENTAR - ALTA VISTA ELEMENTAR							
Electricity	30,450	KWH	\$4,050.19	\$0.00	\$4,050.19	0.1330	78.54%
Natural Gas	716	CCF	\$445.31	\$0.00	\$445.31	0.6219	8.64%
Water	211	CCF	\$483.63	\$0.00	\$483.63	2.2921	9.38%
Sewer	91	CCF	\$177.81	\$0.00	\$177.81	1.9540	3.45%
Total Cost:			\$5,156.94	\$0.00	\$5,156.94		



Filters: Cost Center Name Not One Of DoNotReport; Billing Period Equal To 200910

# elpaso

Energy CAP

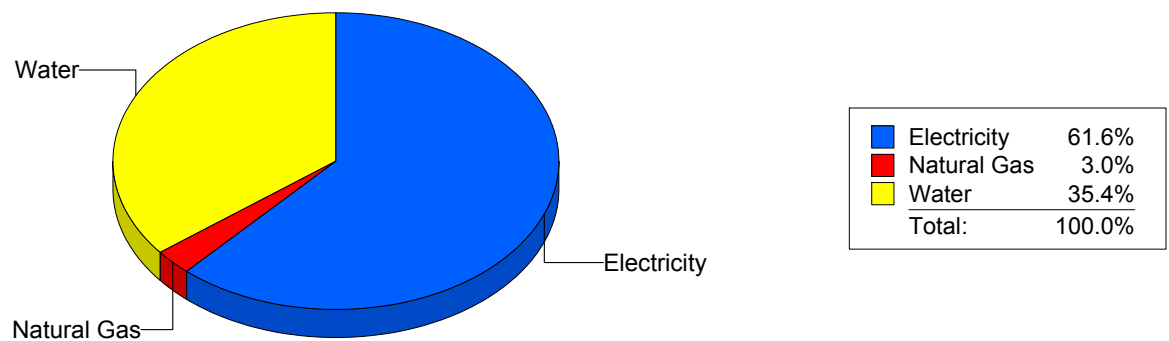
Cost Avoidance Program

## Cost Summary Graph

Grouped by Energy Type

Energy Type	Use	Units	Meter Cost	Special Charges	Total Cost	Avg Unit Cost	% of Total Cost
Site: ANDRESS HIGH SCHOOL - ANDRESS HIGH SCHOOL							
Electricity	210,085	KWH	\$17,887.38	\$0.00	\$17,887.38	0.0851	61.59%
Natural Gas	1,436	CCF	\$860.40	\$0.00	\$860.40	0.5992	2.96%
Water	3,178	CCF	\$10,295.65	\$0.00	\$10,295.65	3.2397	35.45%
Total Cost:			\$29,043.43	\$0.00	\$29,043.43		

For ANDRESS  
HIGH SCHOOL



Filters: Cost Center Name Not One Of DoNotReport; Billing Period Equal To 200910

# elpaso

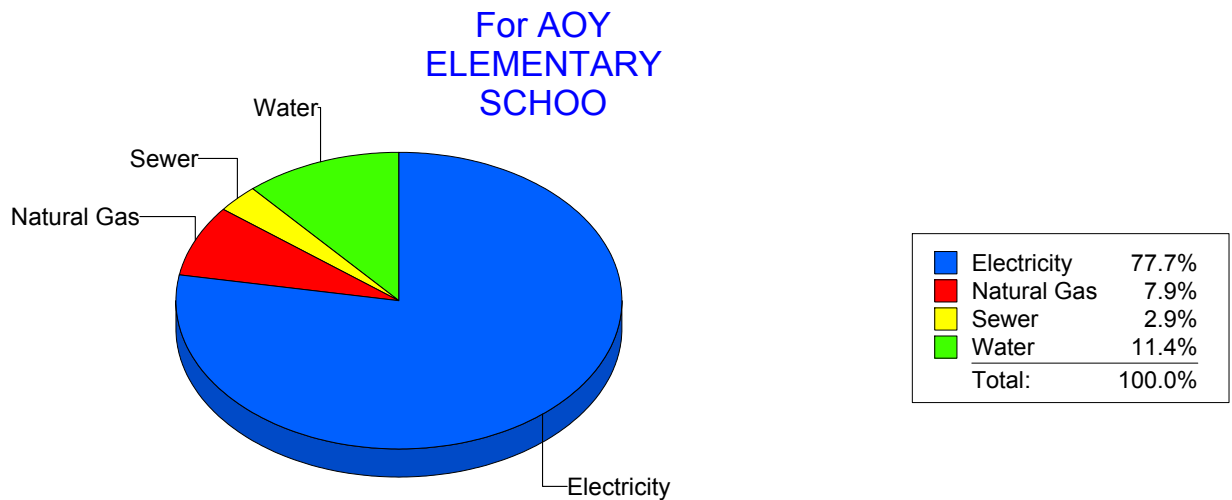
Energy CAP

Cost Avoidance Program

## Cost Summary Graph

Grouped by Energy Type

Energy Type	Use	Units	Meter Cost	Special Charges	Total Cost	Avg Unit Cost	% of Total Cost
Site: AOY ELEMENTARY SCHOO - AOY ELEMENTARY SCHOO							
Electricity	77,066	KWH	\$9,325.16	\$0.00	\$9,325.16	0.1210	77.71%
Natural Gas	1,729	CCF	\$950.61	\$0.00	\$950.61	0.5498	7.92%
Water	340	CCF	\$1,372.23	\$0.00	\$1,372.23	4.0360	11.44%
Sewer	71	CCF	\$351.60	\$0.00	\$351.60	4.9521	2.93%
Total Cost:			\$11,999.60	\$0.00	\$11,999.60		



Filters: Cost Center Name Not One Of DoNotReport; Billing Period Equal To 200910

# elpaso

Energy CAP

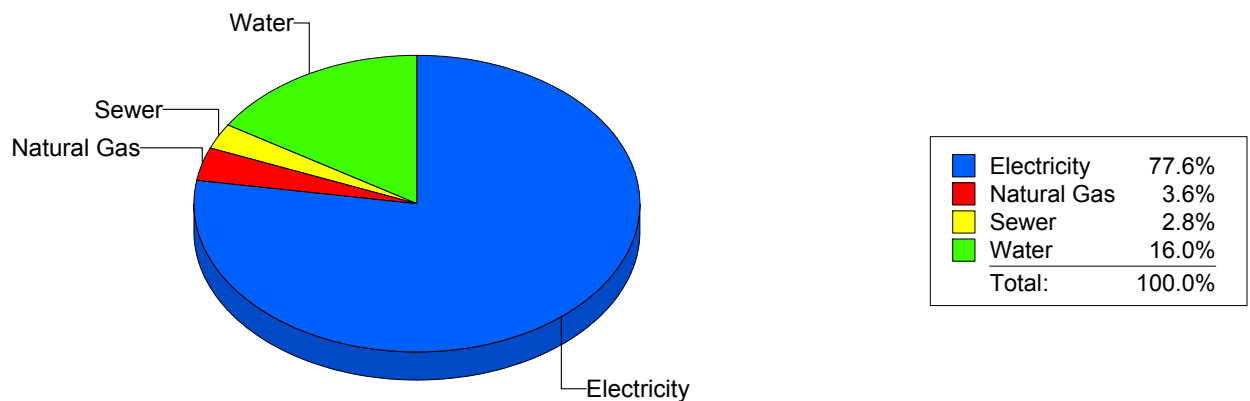
Cost Avoidance Program

## Cost Summary Graph

Grouped by Energy Type

Energy Type	Use	Units	Meter Cost	Special Charges	Total Cost	Avg Unit Cost	% of Total Cost
Site: AUSTIN HIGH SCHOOL - AUSTIN HIGH SCHOOL							
Electricity	243,905	KWH	\$24,544.83	\$0.00	\$24,544.83	0.1006	77.58%
Natural Gas	1,196	CCF	\$1,129.73	\$0.00	\$1,129.73	0.9446	3.57%
Water	1,603	CCF	\$5,074.19	\$0.00	\$5,074.19	3.1654	16.04%
Sewer	319	CCF	\$891.27	\$0.00	\$891.27	2.7939	2.82%
Total Cost:			\$31,640.02	\$0.00	\$31,640.02		

For AUSTIN  
HIGH SCHOOL



Filters: Cost Center Name Not One Of DoNotReport; Billing Period Equal To 200910

# elpaso

Energy CAP

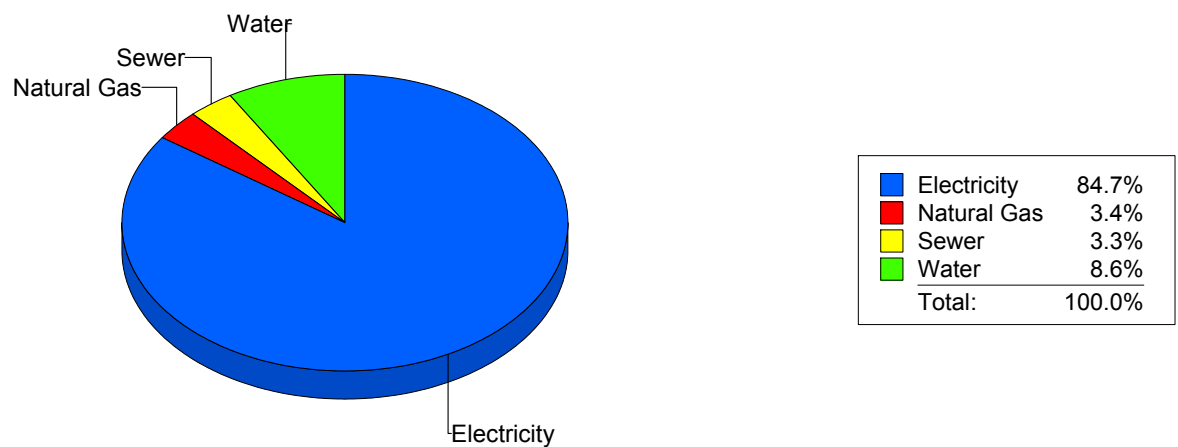
Cost Avoidance Program

## Cost Summary Graph

Grouped by Energy Type

Energy Type	Use	Units	Meter Cost	Special Charges	Total Cost	Avg Unit Cost	% of Total Cost
Site: BARRON - BARRON							
Electricity	67,802	KWH	\$8,434.63	\$0.00	\$8,434.63	0.1244	84.67%
Natural Gas	522	CCF	\$342.18	\$0.00	\$342.18	0.6555	3.43%
Water	185	CCF	\$853.28	\$0.00	\$853.28	4.6123	8.57%
Sewer	76	CCF	\$331.71	\$0.00	\$331.71	4.3646	3.33%
Total Cost:			\$9,961.80	\$0.00	\$9,961.80		

For BARRON



Filters: Cost Center Name Not One Of DoNotReport; Billing Period Equal To 200910

# elpaso

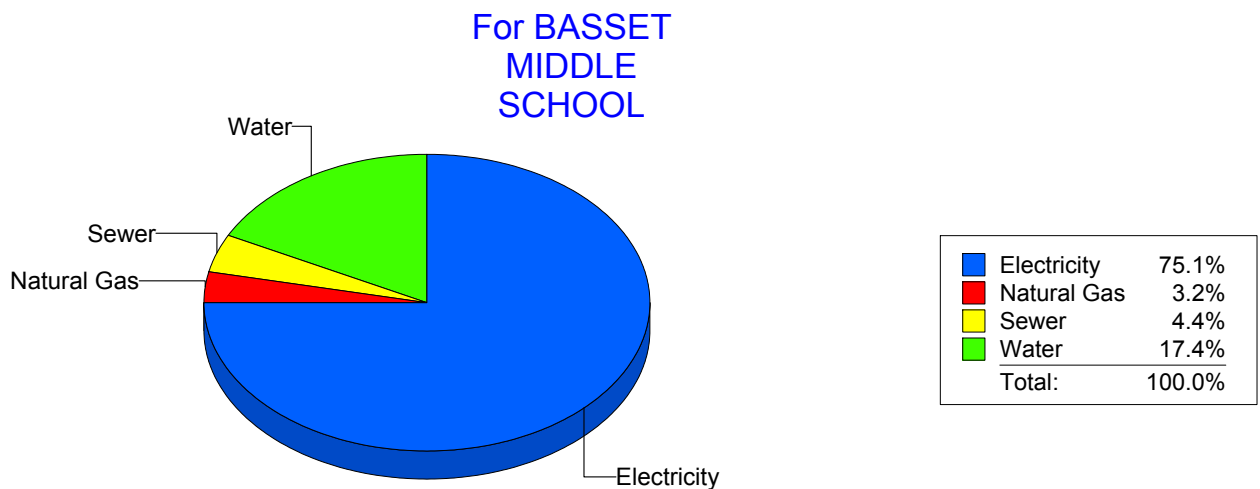
Energy CAP

Cost Avoidance Program

## Cost Summary Graph

Grouped by Energy Type

Energy Type	Use	Units	Meter Cost	Special Charges	Total Cost	Avg Unit Cost	% of Total Cost
Site: BASSET MIDDLE SCHOOL - BASSET MIDDLE SCHOOL							
Electricity	63,692	KWH	\$8,198.16	\$0.00	\$8,198.16	0.1287	75.10%
Natural Gas	470	CCF	\$346.48	\$0.00	\$346.48	0.7372	3.17%
Water	547	CCF	\$1,895.23	\$0.00	\$1,895.23	3.4648	17.36%
Sewer	267	CCF	\$476.70	\$0.00	\$476.70	1.7854	4.37%
Total Cost:			\$10,916.57	\$0.00	\$10,916.57		



Filters: Cost Center Name Not One Of DoNotReport; Billing Period Equal To 200910

# elpaso

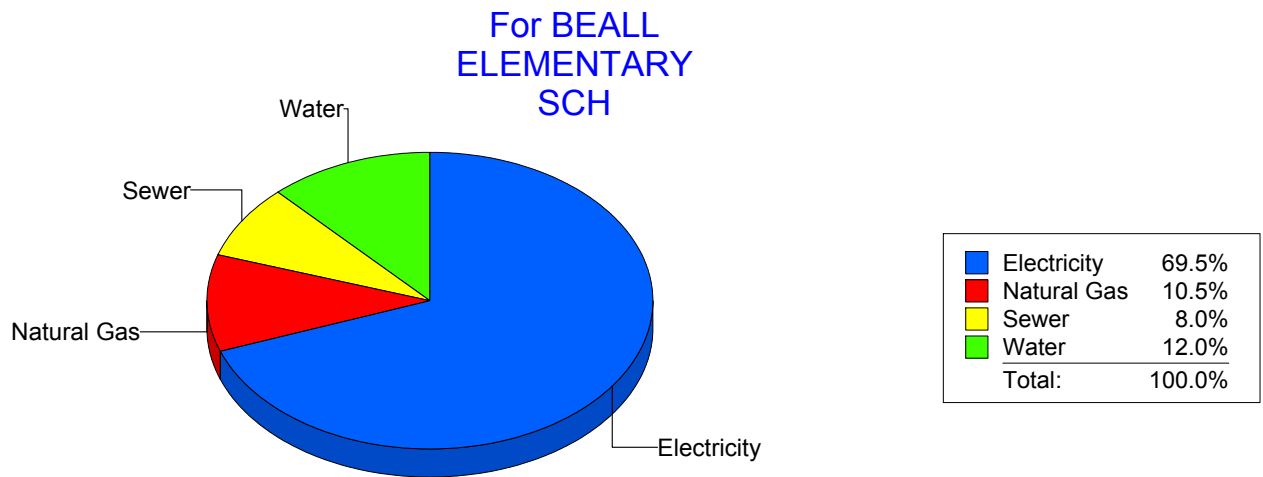
Energy CAP

Cost Avoidance Program

## Cost Summary Graph

Grouped by Energy Type

Energy Type	Use	Units	Meter Cost	Special Charges	Total Cost	Avg Unit Cost	% of Total Cost
Site: BEALL ELEMENTARY SCH - BEALL ELEMENTARY SCH							
Electricity	24,320	KWH	\$2,940.43	\$0.00	\$2,940.43	0.1209	69.52%
Natural Gas	774	CCF	\$443.31	\$0.00	\$443.31	0.5728	10.48%
Water	263	CCF	\$506.54	\$0.00	\$506.54	1.9260	11.98%
Sewer	159	CCF	\$339.54	\$0.00	\$339.54	2.1355	8.03%
Total Cost:			\$4,229.82	\$0.00	\$4,229.82		



Filters: Cost Center Name Not One Of DoNotReport; Billing Period Equal To 200910



# el Paso

Energy CAP

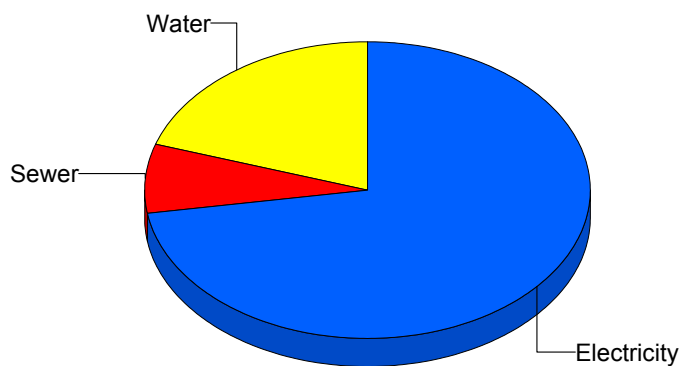
Cost Avoidance Program

## Cost Summary Graph

Grouped by Energy Type

Energy Type	Use	Units	Meter Cost	Special Charges	Total Cost	Avg Unit Cost	% of Total Cost
Site: BLISS ELEMENTARY - BLISS ELEMENTARY							
Electricity	21,800	KWH	\$2,693.92	\$0.00	\$2,693.92	0.1236	72.51%
Water	288	CCF	\$741.69	\$0.00	\$741.69	2.5753	19.96%
Sewer	122	CCF	\$279.85	\$0.00	\$279.85	2.2939	7.53%
Total Cost:			\$3,715.46	\$0.00	\$3,715.46		

For BLISS  
ELEMENTARY



Electricity	72.5%
Sewer	7.5%
Water	20.0%
Total:	100.0%

Filters: Cost Center Name Not One Of DoNotReport; Billing Period Equal To 200910

# elpaso

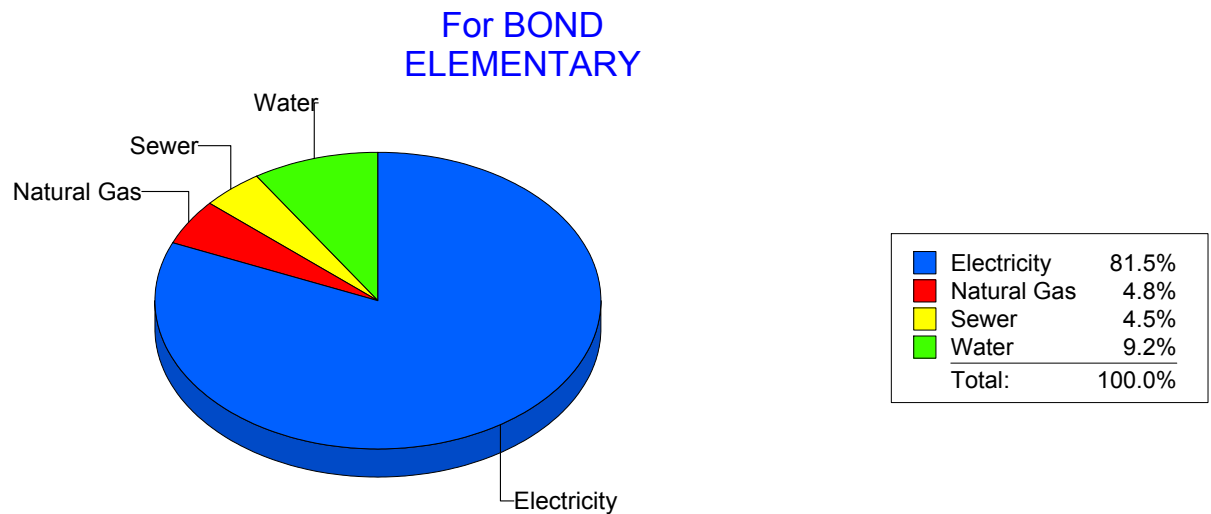
Energy CAP

Cost Avoidance Program

## Cost Summary Graph

Grouped by Energy Type

Energy Type	Use	Units	Meter Cost	Special Charges	Total Cost	Avg Unit Cost	% of Total Cost
Site: BOND - BOND ELEMENTARY							
Electricity	37,399	KWH	\$6,738.16	\$0.00	\$6,738.16	0.1802	81.47%
Natural Gas	625	CCF	\$397.40	\$0.00	\$397.40	0.6358	4.81%
Water	364	CCF	\$762.19	\$0.00	\$762.19	2.0939	9.22%
Sewer	185	CCF	\$372.56	\$0.00	\$372.56	2.0138	4.50%
Total Cost:			\$8,270.31	\$0.00	\$8,270.31		



Filters: Cost Center Name Not One Of DoNotReport; Billing Period Equal To 200910

# elpaso

Energy CAP

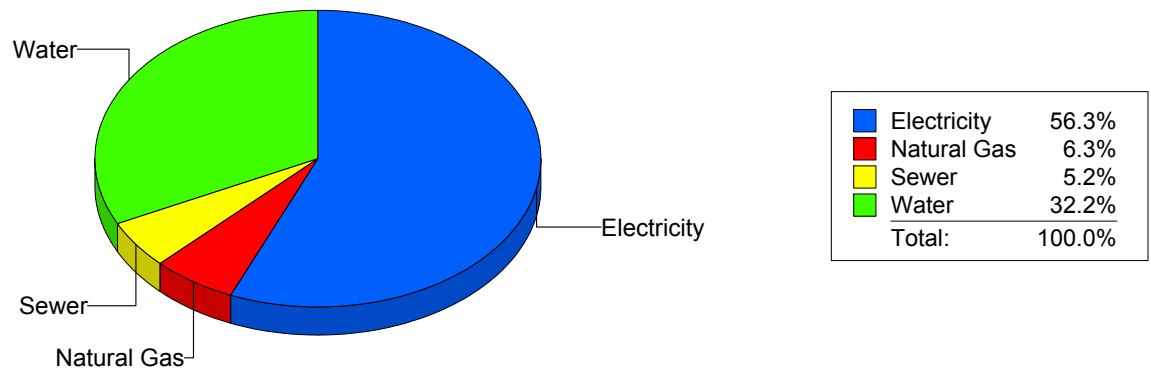
Cost Avoidance Program

## Cost Summary Graph

Grouped by Energy Type

Energy Type	Use	Units	Meter Cost	Special Charges	Total Cost	Avg Unit Cost	% of Total Cost
Site: BONHAM ELEMENTARY SC - BONHAM ELEMENTARY SC							
Electricity	19,077	KWH	\$3,192.66	\$0.00	\$3,192.66	0.1674	56.27%
Natural Gas	555	CCF	\$359.22	\$0.00	\$359.22	0.6472	6.33%
Water	554	CCF	\$1,826.56	\$0.00	\$1,826.56	3.2970	32.19%
Sewer	137	CCF	\$295.82	\$0.00	\$295.82	2.1593	5.21%
Total Cost:			\$5,674.26	\$0.00	\$5,674.26		

For BONHAM  
ELEMENTARY  
SC



Filters: Cost Center Name Not One Of DoNotReport; Billing Period Equal To 200910

# elpaso

Energy CAP

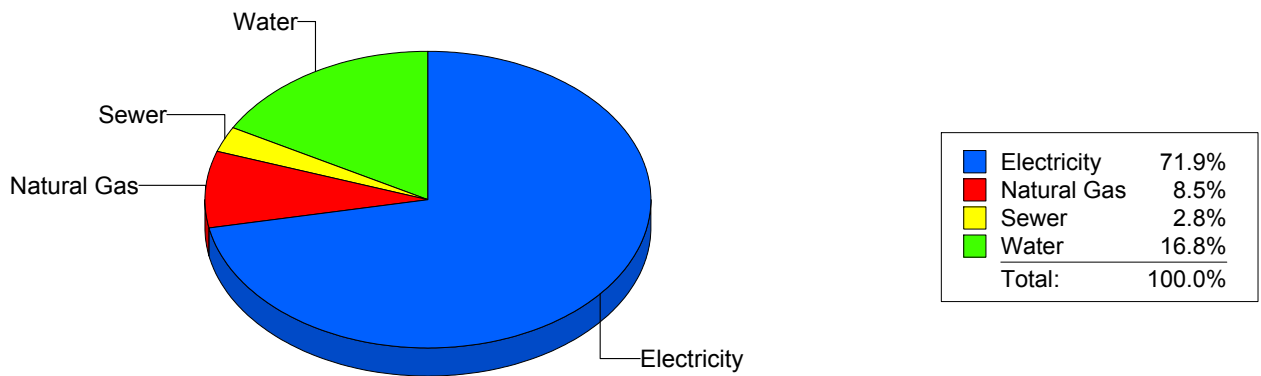
Cost Avoidance Program

## Cost Summary Graph

Grouped by Energy Type

Energy Type	Use	Units	Meter Cost	Special Charges	Total Cost	Avg Unit Cost	% of Total Cost
Site: BOWIE HIGH SCHOOL - BOWIE HIGH SCHOOL							
Electricity	303,948	KWH	\$27,250.84	\$0.00	\$27,250.84	0.0897	71.87%
Natural Gas	5,975	CCF	\$3,209.07	\$0.00	\$3,209.07	0.5371	8.46%
Water	4,000	CCF	\$6,377.90	\$0.00	\$6,377.90	1.5945	16.82%
Sewer	524	CCF	\$1,077.28	\$0.00	\$1,077.28	2.0559	2.84%
Total Cost:			\$37,915.09	\$0.00	\$37,915.09		

For BOWIE  
HIGH SCHOOL



Filters: Cost Center Name Not One Of DoNotReport; Billing Period Equal To 200910

# elpaso

Energy CAP

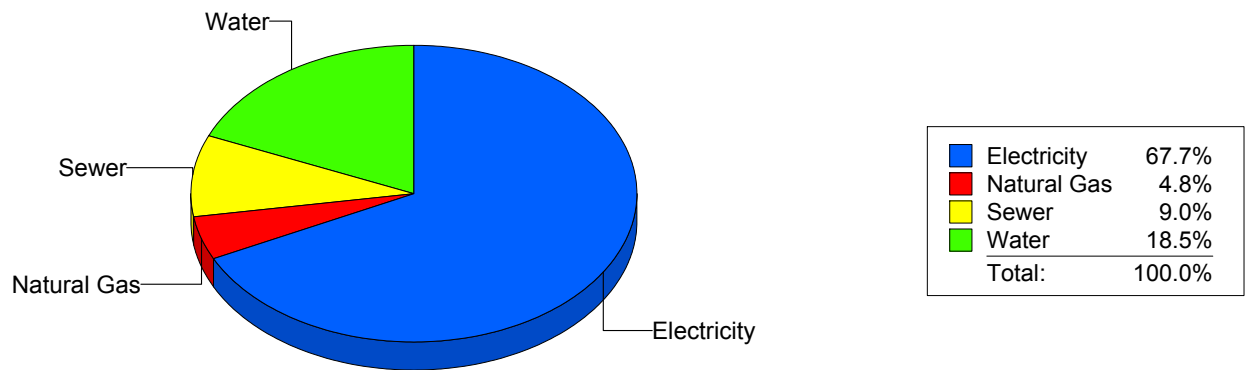
Cost Avoidance Program

## Cost Summary Graph

Grouped by Energy Type

Energy Type	Use	Units	Meter Cost	Special Charges	Total Cost	Avg Unit Cost	% of Total Cost
Site: BRADLEY ELEMENTARY - BRADLEY ELEMENTARY							
Electricity	25,800	KWH	\$3,170.78	\$0.00	\$3,170.78	0.1229	67.69%
Natural Gas	368	CCF	\$224.96	\$0.00	\$224.96	0.6113	4.80%
Water	356	CCF	\$865.68	\$0.00	\$865.68	2.4317	18.48%
Sewer	166	CCF	\$422.77	\$0.00	\$422.77	2.5468	9.03%
Total Cost:			\$4,684.19	\$0.00	\$4,684.19		

For BRADLEY  
ELEMENTARY



Filters: Cost Center Name Not One Of DoNotReport; Billing Period Equal To 200910

# elpaso

Energy CAP

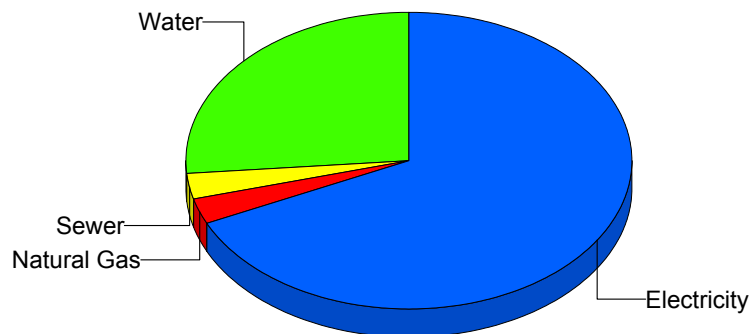
Cost Avoidance Program

## Cost Summary Graph

Grouped by Energy Type

Energy Type	Use	Units	Meter Cost	Special Charges	Total Cost	Avg Unit Cost	% of Total Cost
Site: BROWN MIDDLE SCHOOL - BROWN MIDDLE SCHOOL							
Electricity	112,600	KWH	\$11,943.44	\$0.00	\$11,943.44	0.1061	67.98%
Natural Gas	874	CCF	\$496.44	\$0.00	\$496.44	0.5680	2.83%
Water	1,216	CCF	\$4,660.16	\$0.00	\$4,660.16	3.8324	26.52%
Sewer	203	CCF	\$469.76	\$0.00	\$469.76	2.3141	2.67%
Total Cost:			\$17,569.80	\$0.00	\$17,569.80		

For BROWN  
MIDDLE  
SCHOOL



Electricity	68.0%
Natural Gas	2.8%
Sewer	2.7%
Water	26.5%
Total:	100.0%

Filters: Cost Center Name Not One Of DoNotReport; Billing Period Equal To 200910

# elpaso

Energy CAP

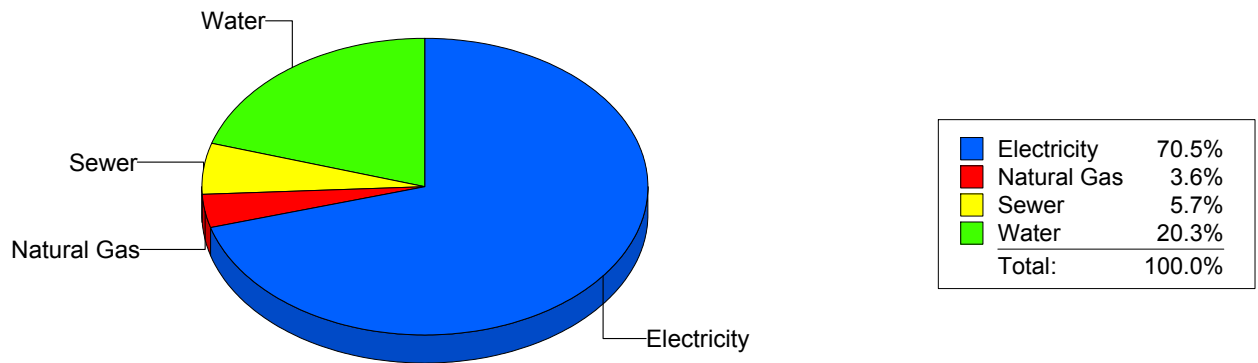
Cost Avoidance Program

## Cost Summary Graph

Grouped by Energy Type

Energy Type	Use	Units	Meter Cost	Special Charges	Total Cost	Avg Unit Cost	% of Total Cost
Site: BURGESS HIGH SCHOOL - BURGESS HIGH SCHOOL							
Electricity	115,276	KWH	\$13,988.19	\$0.00	\$13,988.19	0.1213	70.52%
Natural Gas	1,212	CCF	\$705.70	\$0.00	\$705.70	0.5823	3.56%
Water	1,806	CCF	\$4,021.31	\$0.00	\$4,021.31	2.2266	20.27%
Sewer	716	CCF	\$1,121.27	\$0.00	\$1,121.27	1.5660	5.65%
Total Cost:			\$19,836.47	\$0.00	\$19,836.47		

For BURGESS  
HIGH SCHOOL



Filters: Cost Center Name Not One Of DoNotReport; Billing Period Equal To 200910

# elpaso

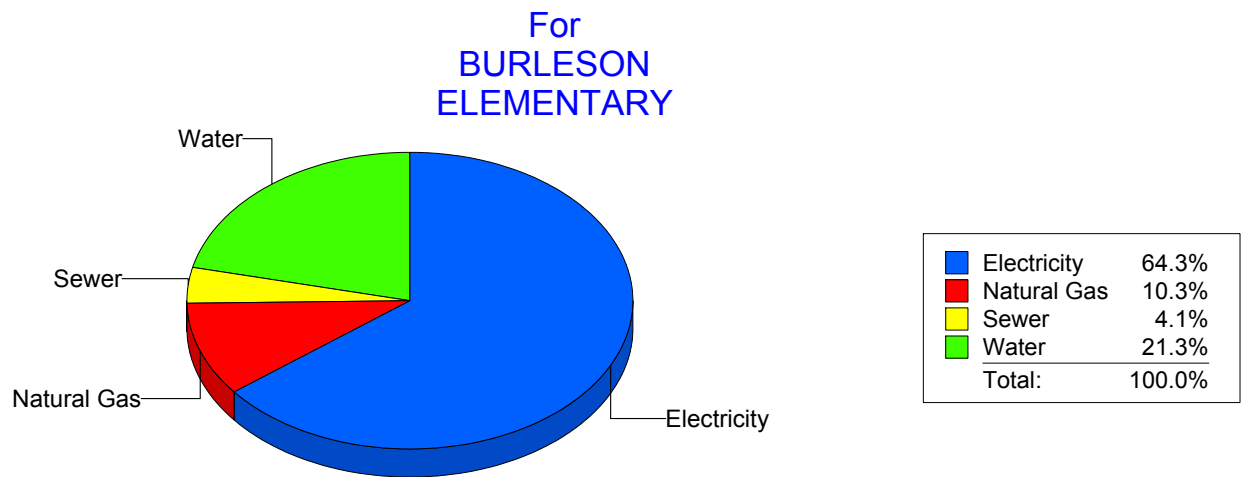
Energy CAP

Cost Avoidance Program

## Cost Summary Graph

Grouped by Energy Type

Energy Type	Use	Units	Meter Cost	Special Charges	Total Cost	Avg Unit Cost	% of Total Cost
Site: BURLESON ELEMENTARY - BURLESON ELEMENTARY							
Electricity	26,654	KWH	\$3,219.28	\$0.00	\$3,219.28	0.1208	64.35%
Natural Gas	736	CCF	\$514.65	\$0.00	\$514.65	0.6993	10.29%
Water	383	CCF	\$1,063.12	\$0.00	\$1,063.12	2.7758	21.25%
Sewer	64	CCF	\$205.76	\$0.00	\$205.76	3.2150	4.11%
Total Cost:			\$5,002.81	\$0.00	\$5,002.81		



Filters: Cost Center Name Not One Of DoNotReport; Billing Period Equal To 200910



# el Paso

Energy CAP

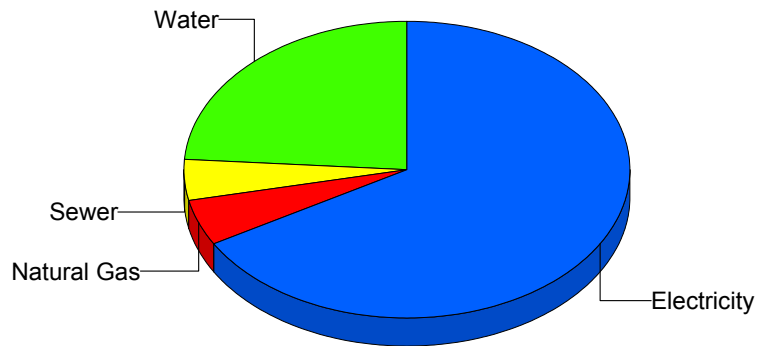
Cost Avoidance Program

## Cost Summary Graph

Grouped by Energy Type

Energy Type	Use	Units	Meter Cost	Special Charges	Total Cost	Avg Unit Cost	% of Total Cost
Site: BURNET ELEMENTARY - BURNET ELEMENTARY							
Electricity	21,397	KWH	\$3,339.78	\$0.00	\$3,339.78	0.1561	66.64%
Natural Gas	370	CCF	\$257.34	\$0.00	\$257.34	0.6955	5.13%
Water	412	CCF	\$1,202.76	\$0.00	\$1,202.76	2.9193	24.00%
Sewer	118	CCF	\$212.10	\$0.00	\$212.10	1.7975	4.23%
Total Cost:			\$5,011.98	\$0.00	\$5,011.98		

For BURNET  
ELEMENTARY



Electricity	66.6%
Natural Gas	5.1%
Sewer	4.2%
Water	24.0%
Total:	100.0%

Filters: Cost Center Name Not One Of DoNotReport; Billing Period Equal To 200910

**elpaso**

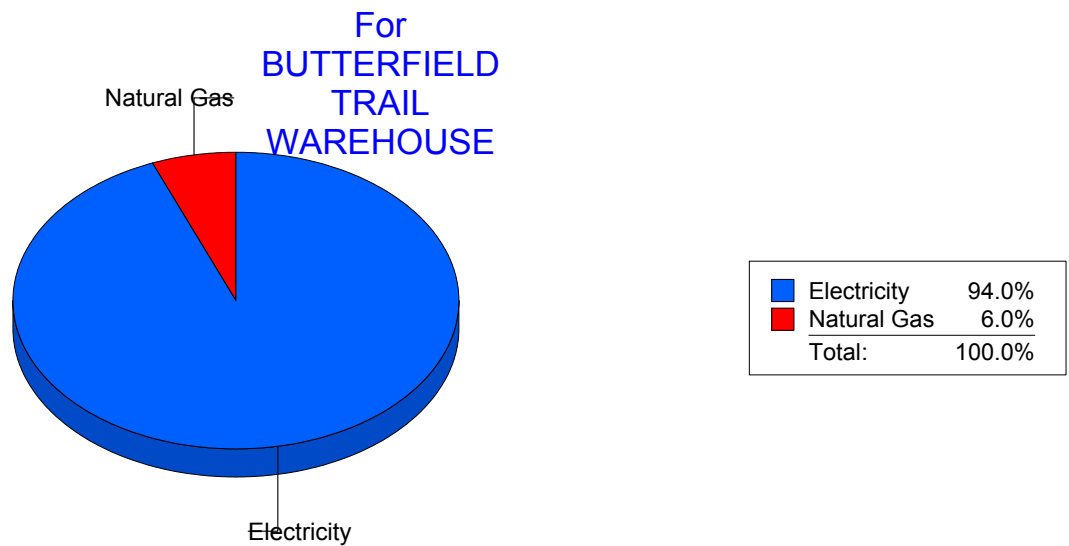
Energy CAP

Cost Avoidance Program

**Cost Summary Graph**

Grouped by Energy Type

Energy Type	Use	Units	Meter Cost	Special Charges	Total Cost	Avg Unit Cost	% of Total Cost
Site: BUTTERFIELDTRAILWAREHOUSE - BUTTERFIELD TRAIL WAREHOUSE							
Electricity	4,600	KWH	\$651.62	\$0.00	\$651.62	0.1417	93.99%
Natural Gas	19	CCF	\$41.70	\$0.00	\$41.70	2.1947	6.01%
<b>Total Cost:</b>			<b>\$693.32</b>	<b>\$0.00</b>	<b>\$693.32</b>		



*Filters: Cost Center Name Not One Of DoNotReport; Billing Period Equal To 200910*

# elpaso

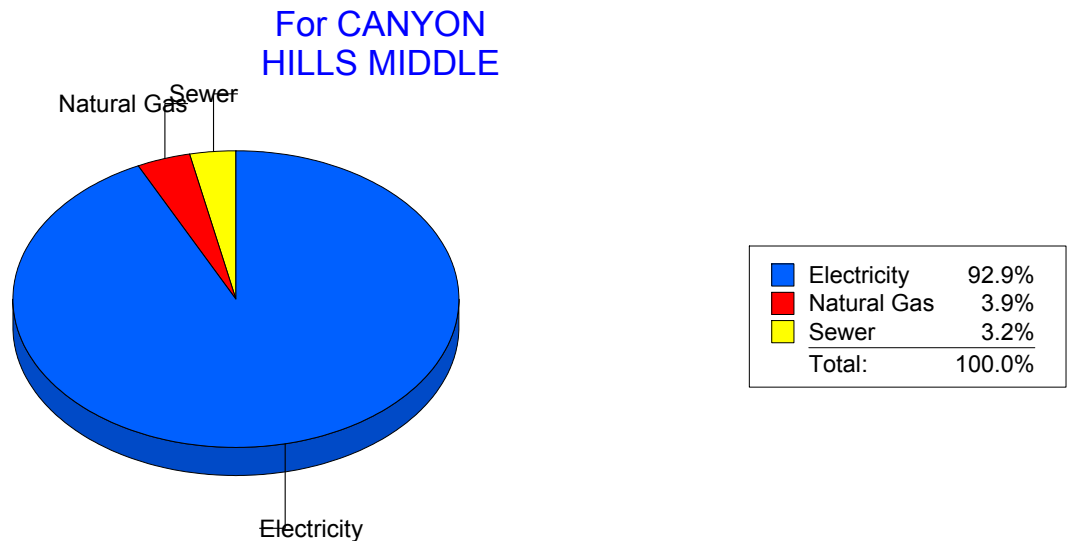
Energy CAP

Cost Avoidance Program

## Cost Summary Graph

Grouped by Energy Type

Energy Type	Use	Units	Meter Cost	Special Charges	Total Cost	Avg Unit Cost	% of Total Cost
Site: CANYON HILLS MIDDLE - CANYON HILLS MIDDLE							
Electricity	67,983	KWH	\$9,564.00	\$0.00	\$9,564.00	0.1407	92.90%
Natural Gas	632	CCF	\$401.27	\$0.00	\$401.27	0.6349	3.90%
Sewer	93	CCF	\$330.06	\$0.00	\$330.06	3.5490	3.21%
Total Cost:			\$10,295.33	\$0.00	\$10,295.33		



Filters: Cost Center Name Not One Of DoNotReport; Billing Period Equal To 200910

# elpaso

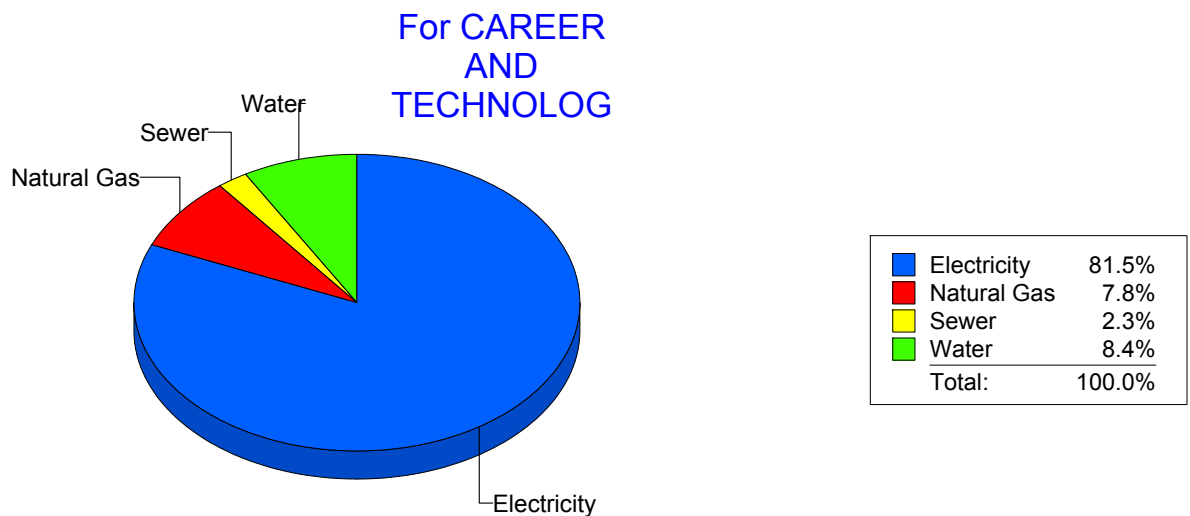
Energy CAP

Cost Avoidance Program

## Cost Summary Graph

Grouped by Energy Type

Energy Type	Use	Units	Meter Cost	Special Charges	Total Cost	Avg Unit Cost	% of Total Cost
Site: CAREER AND TECHNOLOG - CAREER AND TECHNOLOG							
Electricity	120,631	KWH	\$12,742.93	\$0.00	\$12,742.93	0.1056	81.49%
Natural Gas	2,240	CCF	\$1,222.06	\$0.00	\$1,222.06	0.5456	7.82%
Water	403	CCF	\$1,310.62	\$0.00	\$1,310.62	3.2522	8.38%
Sewer	137	CCF	\$361.08	\$0.00	\$361.08	2.6356	2.31%
Total Cost:			\$15,636.69	\$0.00	\$15,636.69		



Filters: Cost Center Name Not One Of DoNotReport; Billing Period Equal To 200910

# elpaso

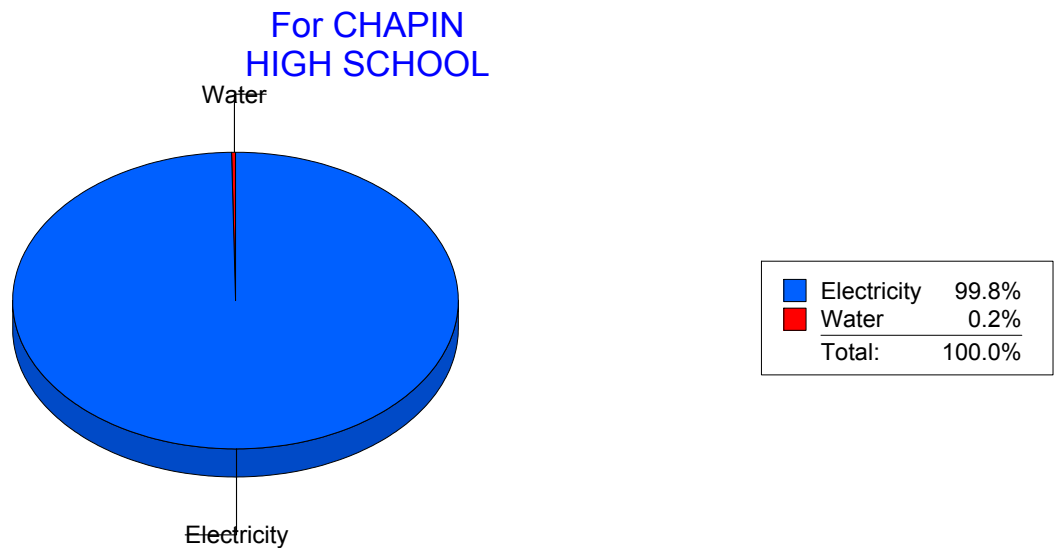
Energy CAP

Cost Avoidance Program

## Cost Summary Graph

Grouped by Energy Type

Energy Type	Use	Units	Meter Cost	Special Charges	Total Cost	Avg Unit Cost	% of Total Cost
Site: CHAPIN HIGH SCHOOL - CHAPIN HIGH SCHOOL							
Electricity	267,462	KWH	\$28,786.82	\$0.00	\$28,786.82	0.1076	99.85%
Water	0	CCF	\$43.66	\$0.00	\$43.66	0.0000	0.15%
Total Cost:			\$28,830.48	\$0.00	\$28,830.48		



Filters: Cost Center Name Not One Of DoNotReport; Billing Period Equal To 200910

# elpaso

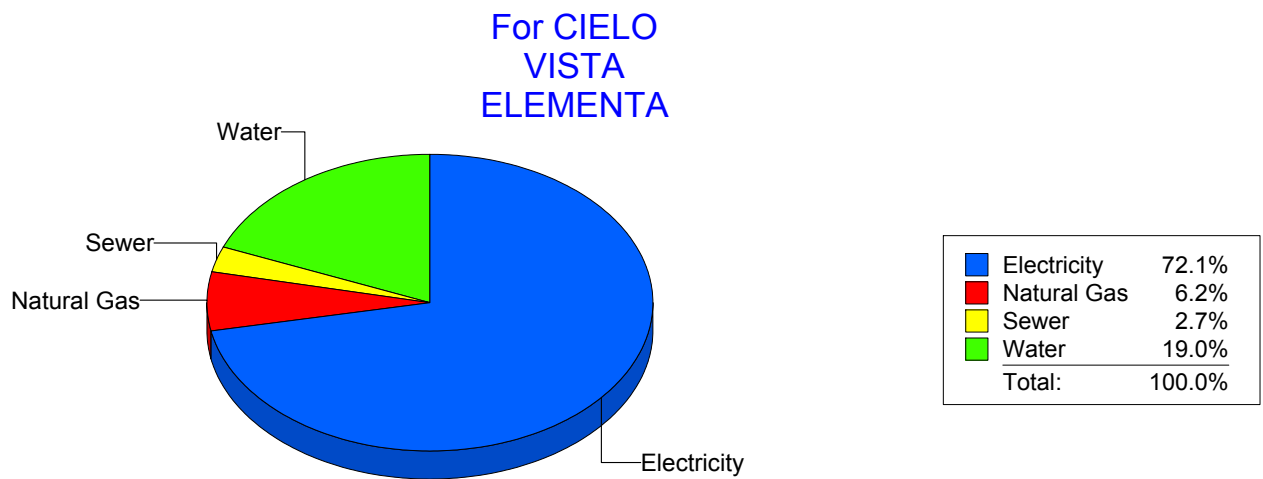
Energy CAP

Cost Avoidance Program

## Cost Summary Graph

Grouped by Energy Type

Energy Type	Use	Units	Meter Cost	Special Charges	Total Cost	Avg Unit Cost	% of Total Cost
Site: CIELO VISTA ELEMENTA - CIELO VISTA ELEMENTA							
Electricity	45,040	KWH	\$5,974.93	\$0.00	\$5,974.93	0.1327	72.07%
Natural Gas	323	CCF	\$516.82	\$0.00	\$516.82	1.6001	6.23%
Water	538	CCF	\$1,573.17	\$0.00	\$1,573.17	2.9241	18.98%
Sewer	69	CCF	\$225.24	\$0.00	\$225.24	3.2643	2.72%
Total Cost:			\$8,290.16	\$0.00	\$8,290.16		



Filters: Cost Center Name Not One Of DoNotReport; Billing Period Equal To 200910

# elpaso

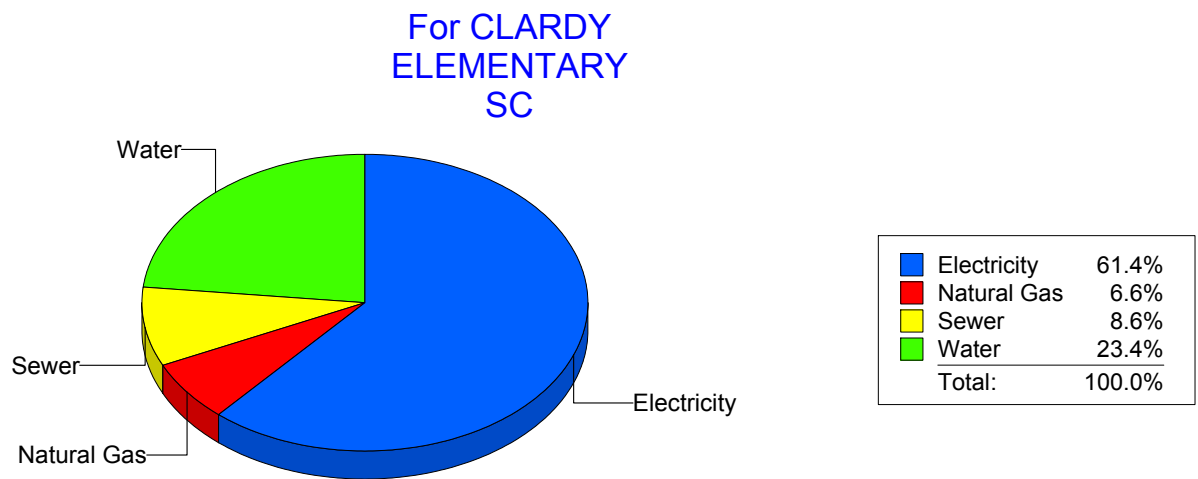
Energy CAP

Cost Avoidance Program

## Cost Summary Graph

Grouped by Energy Type

Energy Type	Use	Units	Meter Cost	Special Charges	Total Cost	Avg Unit Cost	% of Total Cost
Site: CLARDY ELEMENTARY SC - CLARDY ELEMENTARY SC							
Electricity	29,422	KWH	\$3,718.89	\$0.00	\$3,718.89	0.1264	61.40%
Natural Gas	630	CCF	\$400.20	\$0.00	\$400.20	0.6352	6.61%
Water	605	CCF	\$1,415.59	\$0.00	\$1,415.59	2.3398	23.37%
Sewer	254	CCF	\$522.43	\$0.00	\$522.43	2.0568	8.63%
Total Cost:			\$6,057.11	\$0.00	\$6,057.11		



Filters: Cost Center Name Not One Of DoNotReport; Billing Period Equal To 200910

# elpaso

Energy CAP

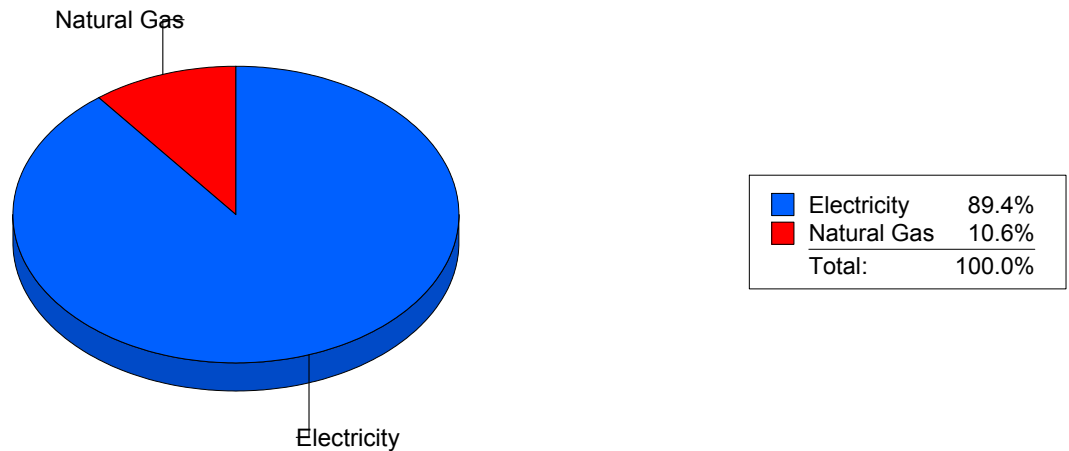
Cost Avoidance Program

## Cost Summary Graph

Grouped by Energy Type

Energy Type	Use	Units	Meter Cost	Special Charges	Total Cost	Avg Unit Cost	% of Total Cost
Site: CLENDININ - CLENDININ							
Electricity	58,000	KWH	\$7,506.83	\$0.00	\$7,506.83	0.1294	89.36%
Natural Gas	1,623	CCF	\$894.30	\$0.00	\$894.30	0.5510	10.64%
Total Cost:			\$8,401.13	\$0.00	\$8,401.13		

For CLENDININ



Filters: Cost Center Name Not One Of DoNotReport; Billing Period Equal To 200910



# elpaso

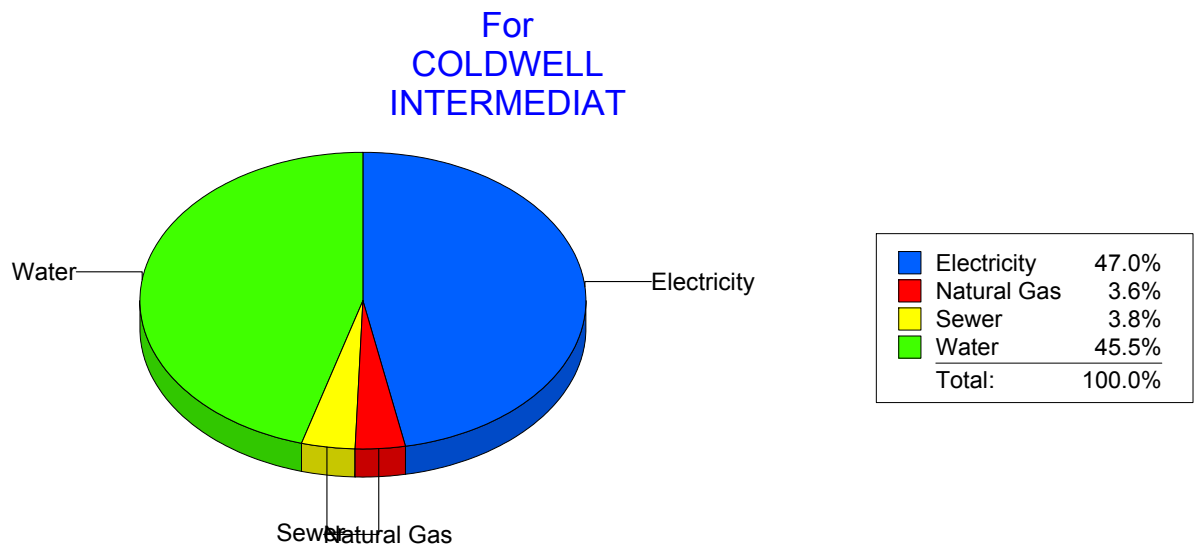
Energy CAP

Cost Avoidance Program

## Cost Summary Graph

Grouped by Energy Type

Energy Type	Use	Units	Meter Cost	Special Charges	Total Cost	Avg Unit Cost	% of Total Cost
Site: COLDWELL INTERMEDIAT - COLDWELL INTERMEDIAT							
Electricity	26,924	KWH	\$2,860.59	\$0.00	\$2,860.59	0.1062	47.05%
Natural Gas	301	CCF	\$221.38	\$0.00	\$221.38	0.7355	3.64%
Water	611	CCF	\$2,768.42	\$0.00	\$2,768.42	4.5310	45.53%
Sewer	93	CCF	\$229.83	\$0.00	\$229.83	2.4713	3.78%
Total Cost:			\$6,080.22	\$0.00	\$6,080.22		



Filters: Cost Center Name Not One Of DoNotReport; Billing Period Equal To 200910

**elpaso**

Energy CAP

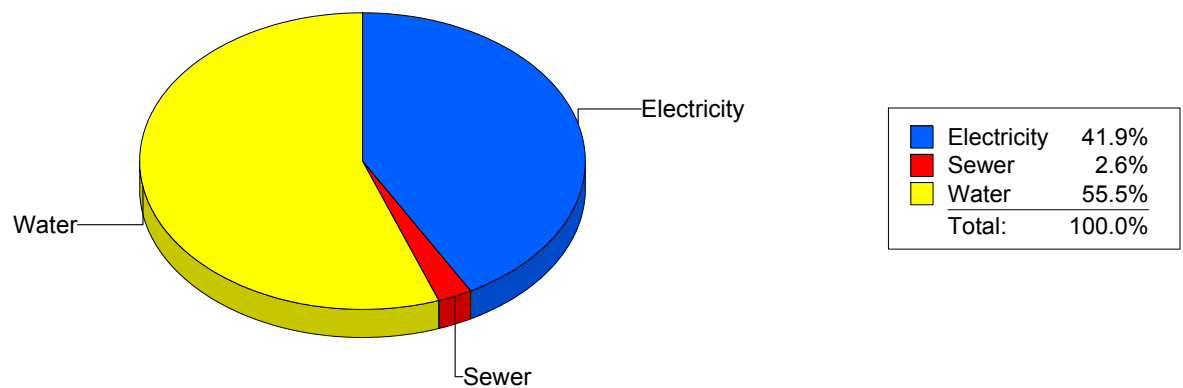
Cost Avoidance Program

**Cost Summary Graph**

Grouped by Energy Type

Energy Type	Use	Units	Meter Cost	Special Charges	Total Cost	Avg Unit Cost	% of Total Cost
Site: COLLINS ELEMENTARY - COLLINS ELEMENTARY							
Electricity	49,000	KWH	\$6,108.63	\$0.00	\$6,108.63	0.1247	41.87%
Water	1,903	CCF	\$8,100.67	\$0.00	\$8,100.67	4.2568	55.52%
Sewer	191	CCF	\$380.18	\$0.00	\$380.18	1.9905	2.61%
<b>Total Cost:</b>			<b>\$14,589.48</b>	<b>\$0.00</b>	<b>\$14,589.48</b>		

For COLLINS  
ELEMENTARY



*Filters: Cost Center Name Not One Of DoNotReport; Billing Period Equal To 200910*

# elpaso

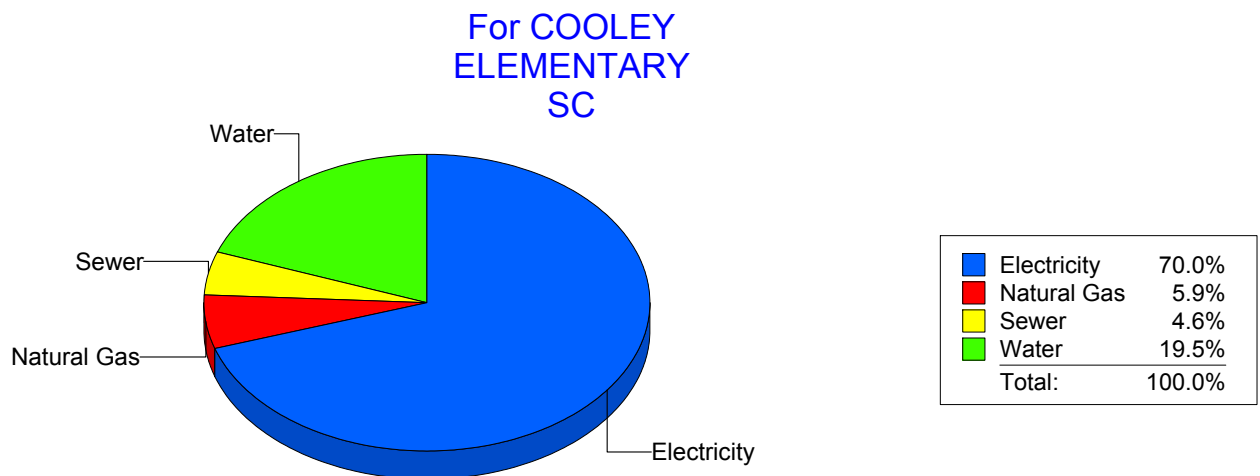
Energy CAP

Cost Avoidance Program

## Cost Summary Graph

Grouped by Energy Type

Energy Type	Use	Units	Meter Cost	Special Charges	Total Cost	Avg Unit Cost	% of Total Cost
Site: COOLEY ELEMENTARY SC - COOLEY ELEMENTARY SC							
Electricity	63,800	KWH	\$7,576.70	\$0.00	\$7,576.70	0.1188	70.03%
Natural Gas	1,134	CCF	\$634.55	\$0.00	\$634.55	0.5596	5.86%
Water	589	CCF	\$2,107.23	\$0.00	\$2,107.23	3.5776	19.48%
Sewer	149	CCF	\$500.80	\$0.00	\$500.80	3.3611	4.63%
Total Cost:			\$10,819.28	\$0.00	\$10,819.28		



Filters: Cost Center Name Not One Of DoNotReport; Billing Period Equal To 200910

# elpaso

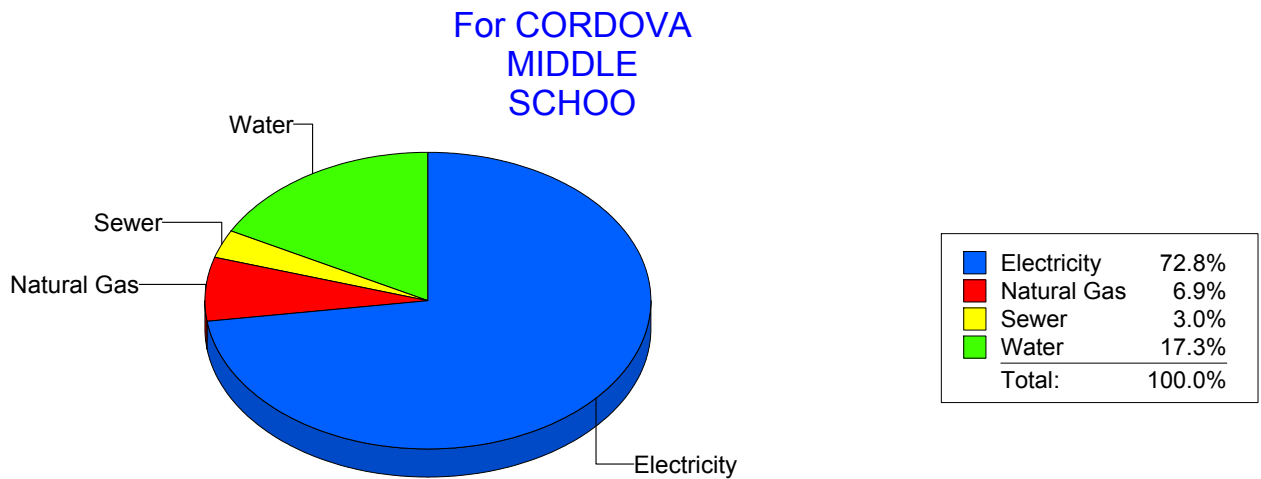
Energy CAP

Cost Avoidance Program

## Cost Summary Graph

Grouped by Energy Type

Energy Type	Use	Units	Meter Cost	Special Charges	Total Cost	Avg Unit Cost	% of Total Cost
Site: CORDOVA MIDDLE SCHOO - CORDOVA MIDDLE SCHOO							
Electricity	84,500	KWH	\$9,322.85	\$0.00	\$9,322.85	0.1103	72.80%
Natural Gas	1,604	CCF	\$884.20	\$0.00	\$884.20	0.5512	6.90%
Water	829	CCF	\$2,216.14	\$0.00	\$2,216.14	2.6733	17.30%
Sewer	135	CCF	\$383.40	\$0.00	\$383.40	2.8400	2.99%
Total Cost:			\$12,806.59	\$0.00	\$12,806.59		



Filters: Cost Center Name Not One Of DoNotReport; Billing Period Equal To 200910

# elpaso

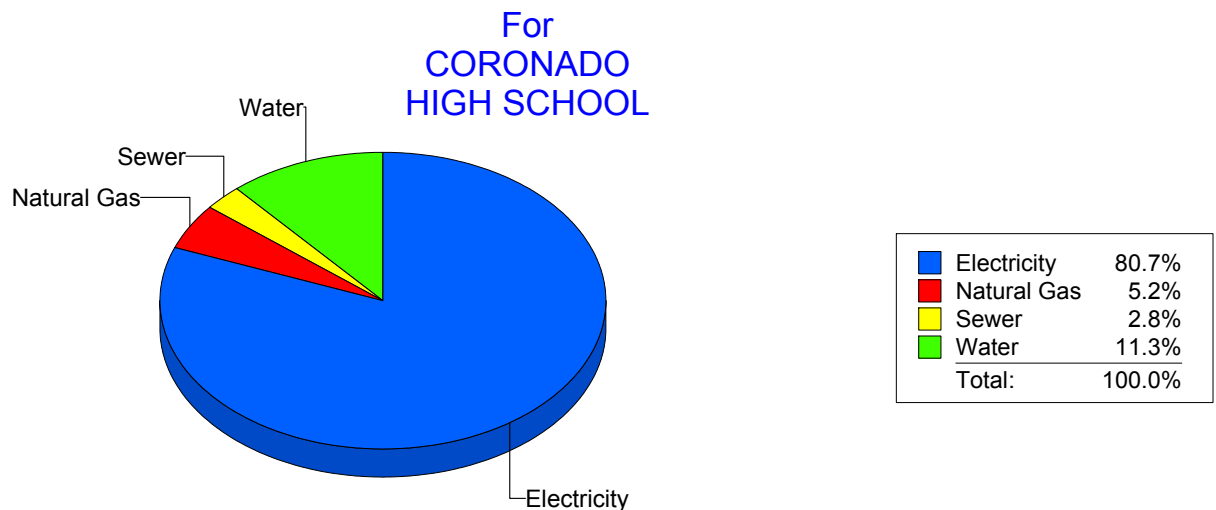
Energy CAP

Cost Avoidance Program

## Cost Summary Graph

Grouped by Energy Type

Energy Type	Use	Units	Meter Cost	Special Charges	Total Cost	Avg Unit Cost	% of Total Cost
Site: CORONADO HIGH SCHOOL - CORONADO HIGH SCHOOL							
Electricity	228,000	KWH	\$27,372.66	\$0.00	\$27,372.66	0.1201	80.73%
Natural Gas	3,147	CCF	\$1,765.03	\$0.00	\$1,765.03	0.5609	5.21%
Water	1,946	CCF	\$3,814.96	\$0.00	\$3,814.96	1.9604	11.25%
Sewer	518	CCF	\$952.27	\$0.00	\$952.27	1.8384	2.81%
Total Cost:			\$33,904.92	\$0.00	\$33,904.92		



Filters: Cost Center Name Not One Of DoNotReport; Billing Period Equal To 200910

# el Paso

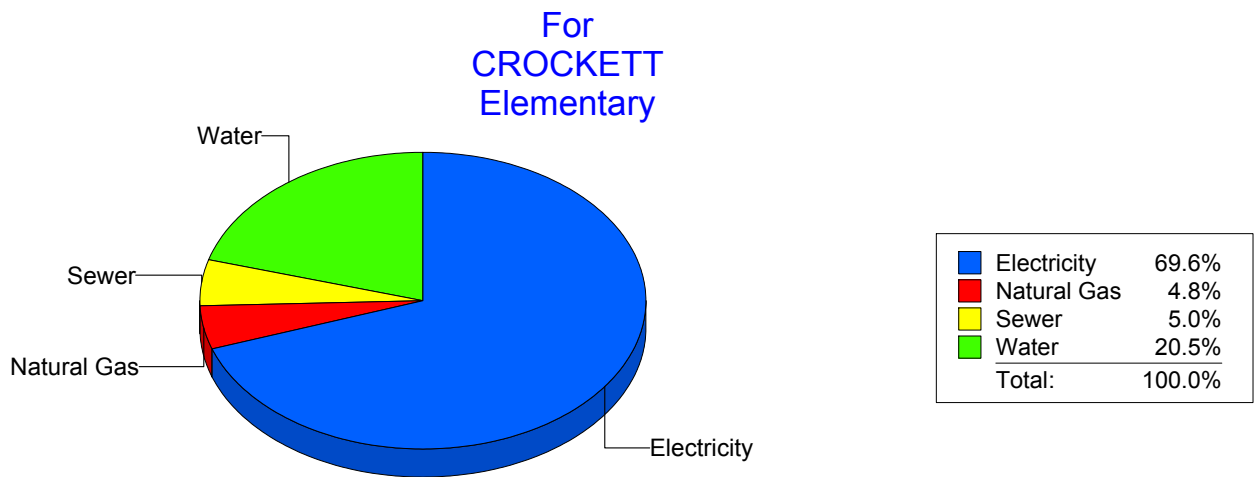
Energy CAP

Cost Avoidance Program

## Cost Summary Graph

Grouped by Energy Type

Energy Type	Use	Units	Meter Cost	Special Charges	Total Cost	Avg Unit Cost	% of Total Cost
Site: CROCKETT - CROCKETT Elementary							
Electricity	35,200	KWH	\$4,105.34	\$0.00	\$4,105.34	0.1166	69.63%
Natural Gas	476	CCF	\$284.54	\$0.00	\$284.54	0.5978	4.83%
Water	417	CCF	\$1,209.83	\$0.00	\$1,209.83	2.9013	20.52%
Sewer	135	CCF	\$295.93	\$0.00	\$295.93	2.1921	5.02%
Total Cost:			\$5,895.64	\$0.00	\$5,895.64		



Filters: Cost Center Name Not One Of DoNotReport; Billing Period Equal To 200910

# elpaso

Energy CAP

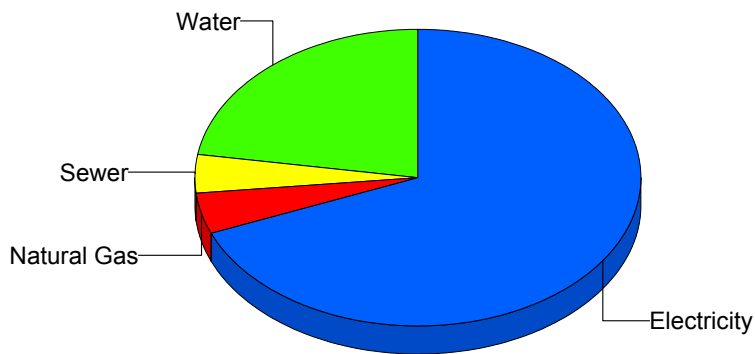
Cost Avoidance Program

## Cost Summary Graph

Grouped by Energy Type

Energy Type	Use	Units	Meter Cost	Special Charges	Total Cost	Avg Unit Cost	% of Total Cost
Site: CROSBY ELEMENTARY - CROSBY ELEMENTARY							
Electricity	31,653	KWH	\$3,933.05	\$0.00	\$3,933.05	0.1243	68.86%
Natural Gas	371	CCF	\$259.44	\$0.00	\$259.44	0.6993	4.54%
Water	363	CCF	\$1,288.33	\$0.00	\$1,288.33	3.5491	22.55%
Sewer	84	CCF	\$231.16	\$0.00	\$231.16	2.7519	4.05%
Total Cost:			\$5,711.98	\$0.00	\$5,711.98		

For CROSBY  
ELEMENTARY



Filters: Cost Center Name Not One Of DoNotReport; Billing Period Equal To 200910

# elpaso

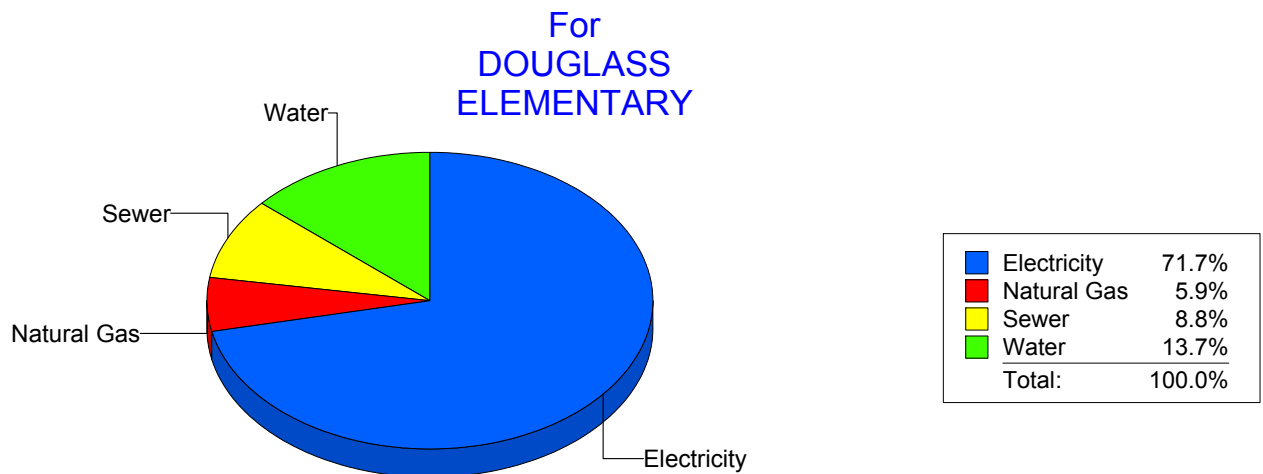
Energy CAP

Cost Avoidance Program

## Cost Summary Graph

Grouped by Energy Type

Energy Type	Use	Units	Meter Cost	Special Charges	Total Cost	Avg Unit Cost	% of Total Cost
Site: DOUGLASS ELEMENTARY - DOUGLASS ELEMENTARY							
Electricity	37,545	KWH	\$4,513.37	\$0.00	\$4,513.37	0.1202	71.68%
Natural Gas	575	CCF	\$370.90	\$0.00	\$370.90	0.6450	5.89%
Water	463	CCF	\$859.51	\$0.00	\$859.51	1.8564	13.65%
Sewer	300	CCF	\$552.68	\$0.00	\$552.68	1.8423	8.78%
Total Cost:			\$6,296.46	\$0.00	\$6,296.46		



Filters: Cost Center Name Not One Of DoNotReport; Billing Period Equal To 200910



# elpaso

Energy CAP

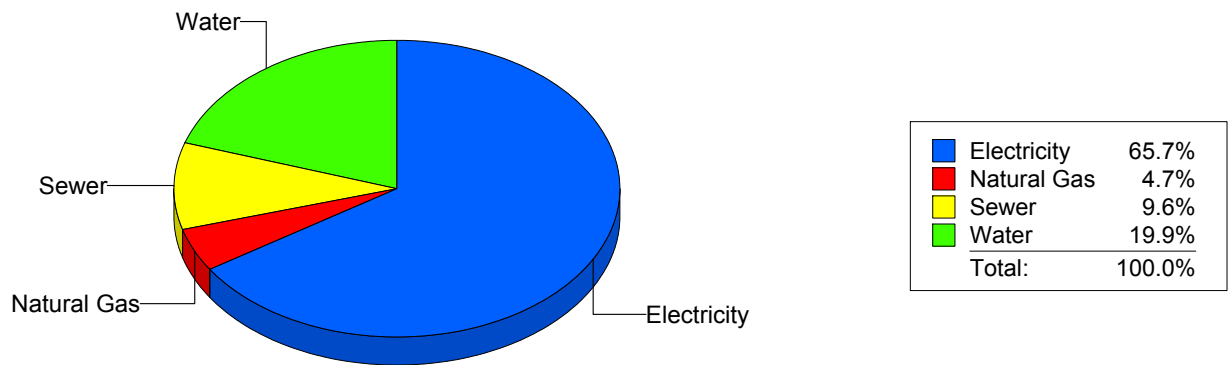
Cost Avoidance Program

## Cost Summary Graph

Grouped by Energy Type

Energy Type	Use	Units	Meter Cost	Special Charges	Total Cost	Avg Unit Cost	% of Total Cost
Site: DOWELL ELEMENTARY - DOWELL ELEMENTARY							
Electricity	24,646	KWH	\$2,862.86	\$0.00	\$2,862.86	0.1162	65.70%
Natural Gas	334	CCF	\$206.29	\$0.00	\$206.29	0.6176	4.73%
Water	460	CCF	\$869.14	\$0.00	\$869.14	1.8894	19.95%
Sewer	291	CCF	\$419.05	\$0.00	\$419.05	1.4400	9.62%
Total Cost:			\$4,357.34	\$0.00	\$4,357.34		

For DOWELL  
ELEMENTARY



Filters: Cost Center Name Not One Of DoNotReport; Billing Period Equal To 200910

# elpaso

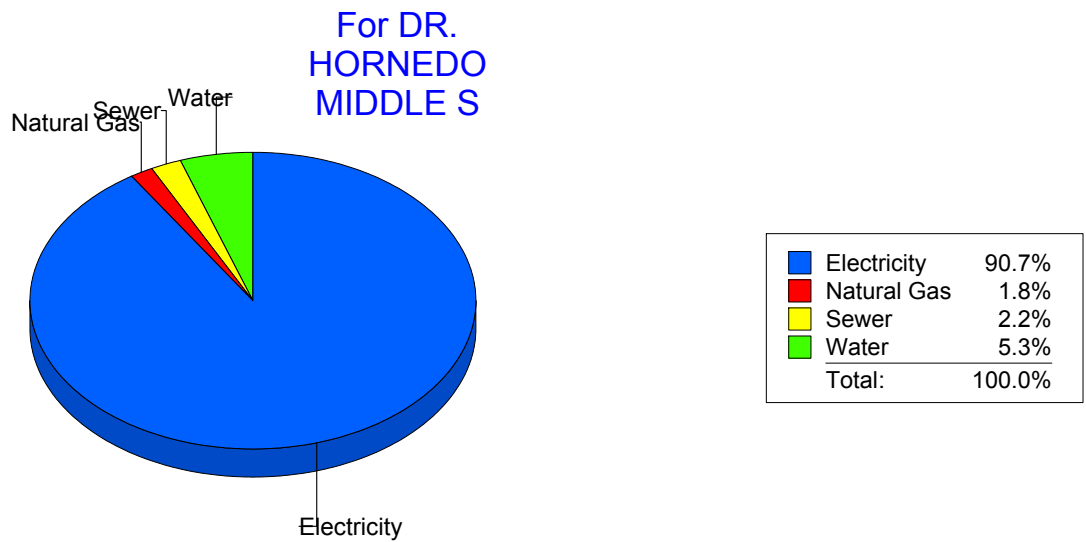
Energy CAP

Cost Avoidance Program

## Cost Summary Graph

Grouped by Energy Type

Energy Type	Use	Units	Meter Cost	Special Charges	Total Cost	Avg Unit Cost	% of Total Cost
Site: DR. HORNEDO MIDDLE S - DR. HORNEDO MIDDLE S							
Electricity	161,000	KWH	\$18,192.10	\$0.00	\$18,192.10	0.1130	90.75%
Natural Gas	620	CCF	\$361.51	\$0.00	\$361.51	0.5831	1.80%
Water	413	CCF	\$1,054.89	\$0.00	\$1,054.89	2.5542	5.26%
Sewer	178	CCF	\$438.01	\$0.00	\$438.01	2.4607	2.18%
Total Cost:			\$20,046.51	\$0.00	\$20,046.51		



Filters: Cost Center Name Not One Of DoNotReport; Billing Period Equal To 200910

## el Paso

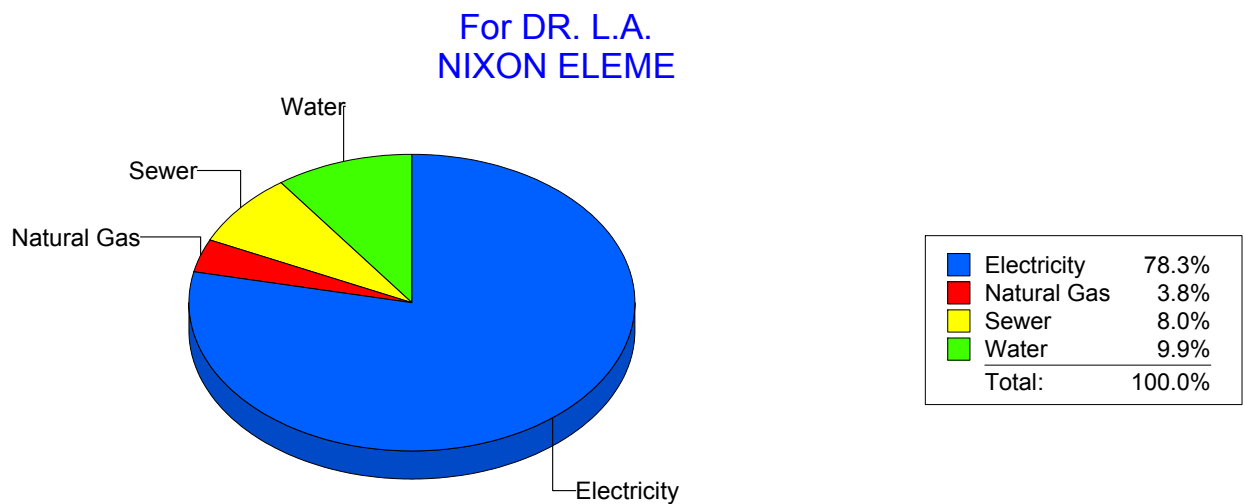
Energy CAP

Cost Avoidance Program

### Cost Summary Graph

Grouped by Energy Type

Energy Type	Use	Units	Meter Cost	Special Charges	Total Cost	Avg Unit Cost	% of Total Cost
Site: DR. L.A. NIXON ELEME - DR. L.A. NIXON ELEME							
Electricity	397,500	KWH	\$5,434.02	\$0.00	\$5,434.02	0.0137	78.26%
Natural Gas	376	CCF	\$262.75	\$0.00	\$262.75	0.6988	3.78%
Water	311	CCF	\$688.88	\$0.00	\$688.88	2.2150	9.92%
Sewer	243	CCF	\$557.94	\$0.00	\$557.94	2.2960	8.04%
Total Cost:			\$6,943.59	\$0.00	\$6,943.59		



Filters: Cost Center Name Not One Of DoNotReport; Billing Period Equal To 200910

# elpaso

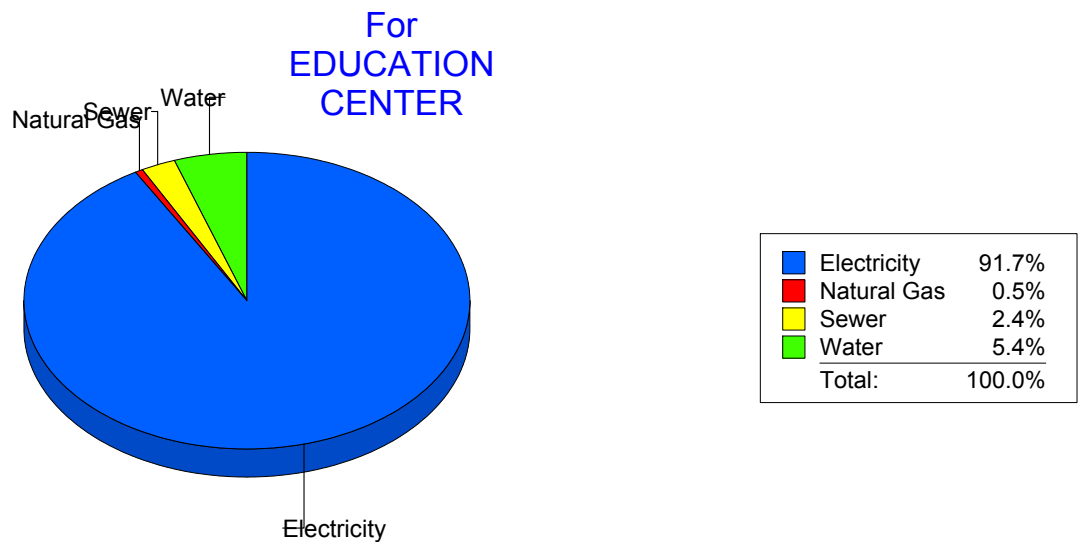
Energy CAP

Cost Avoidance Program

## Cost Summary Graph

Grouped by Energy Type

Energy Type	Use	Units	Meter Cost	Special Charges	Total Cost	Avg Unit Cost	% of Total Cost
Site: EDUCATION CENTER - EDUCATION CENTER							
Electricity	291,263	KWH	\$29,665.98	\$0.00	\$29,665.98	0.1019	91.75%
Natural Gas	256	CCF	\$163.18	\$0.00	\$163.18	0.6374	0.50%
Water	655	CCF	\$1,734.71	\$0.00	\$1,734.71	2.6484	5.36%
Sewer	313	CCF	\$771.32	\$0.00	\$771.32	2.4643	2.39%
Total Cost:			\$32,335.19	\$0.00	\$32,335.19		



Filters: Cost Center Name Not One Of DoNotReport; Billing Period Equal To 200910

## elpaso

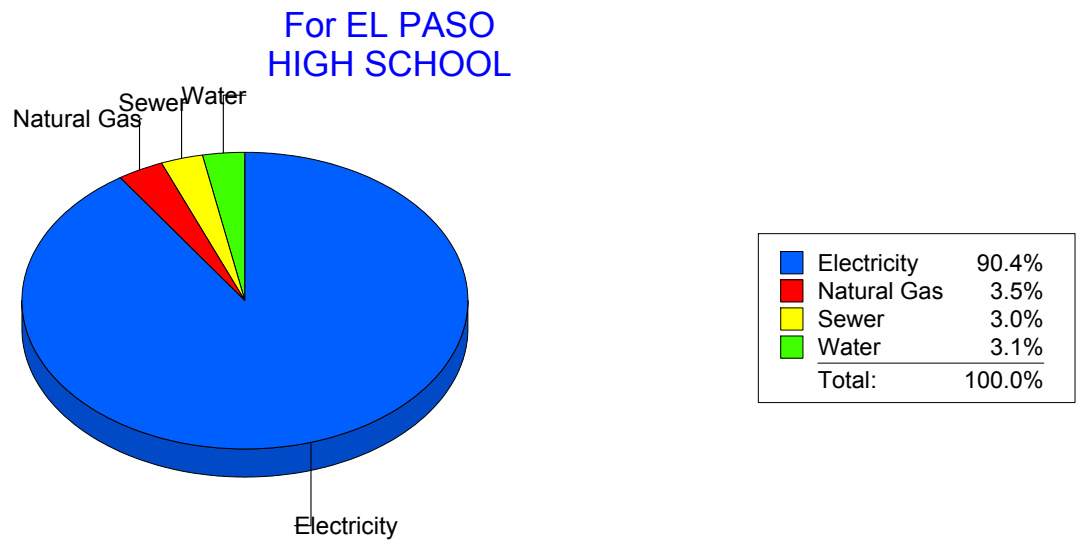
Energy CAP

Cost Avoidance Program

### Cost Summary Graph

Grouped by Energy Type

Energy Type	Use	Units	Meter Cost	Special Charges	Total Cost	Avg Unit Cost	% of Total Cost
Site: EL PASO HIGH SCHOOL - EL PASO HIGH SCHOOL							
Electricity	173,845	KWH	\$21,208.39	\$0.00	\$21,208.39	0.1220	90.42%
Natural Gas	1,247	CCF	\$815.27	\$0.00	\$815.27	0.6539	3.48%
Water	234	CCF	\$722.13	\$0.00	\$722.13	3.0860	3.08%
Sewer	283	CCF	\$708.97	\$0.00	\$708.97	2.5052	3.02%
Total Cost:			\$23,454.76	\$0.00	\$23,454.76		



Filters: Cost Center Name Not One Of DoNotReport; Billing Period Equal To 200910

# elpaso

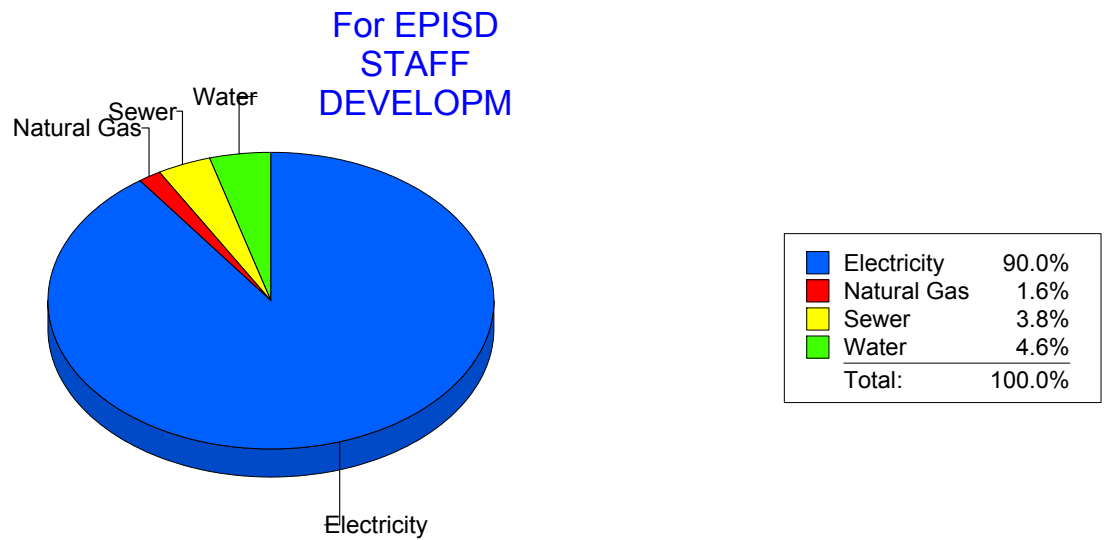
Energy CAP

Cost Avoidance Program

## Cost Summary Graph

Grouped by Energy Type

Energy Type	Use	Units	Meter Cost	Special Charges	Total Cost	Avg Unit Cost	% of Total Cost
Site: EPISD STAFF DEVELOPM - EPISD STAFF DEVELOPM							
Electricity	18,320	KWH	\$2,291.64	\$0.00	\$2,291.64	0.1251	90.01%
Natural Gas	16	CCF	\$40.38	\$0.00	\$40.38	2.5238	1.59%
Water	36	CCF	\$116.34	\$0.00	\$116.34	3.2317	4.57%
Sewer	38	CCF	\$97.74	\$0.00	\$97.74	2.5721	3.84%
Total Cost:			\$2,546.10	\$0.00	\$2,546.10		



Filters: Cost Center Name Not One Of DoNotReport; Billing Period Equal To 200910

# elpaso

Energy CAP

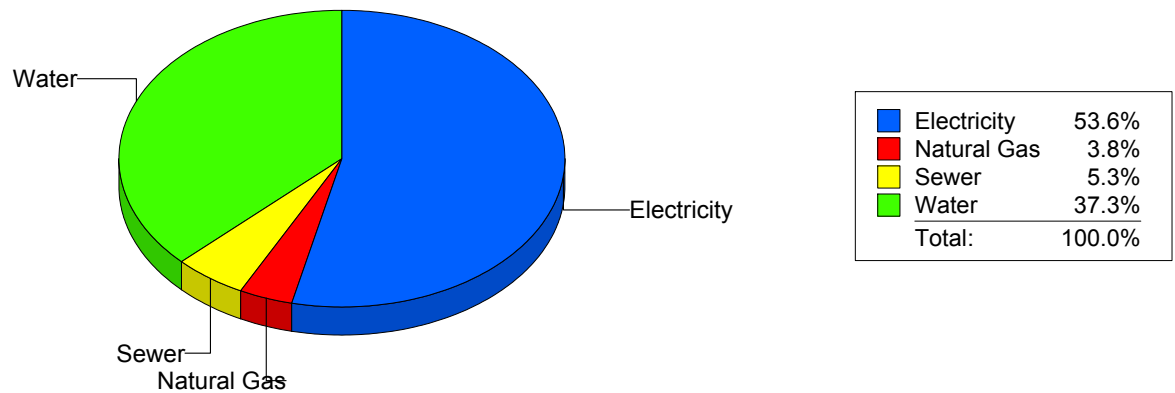
Cost Avoidance Program

## Cost Summary Graph

Grouped by Energy Type

Energy Type	Use	Units	Meter Cost	Special Charges	Total Cost	Avg Unit Cost	% of Total Cost
Site: FANNIN ELEMENTARY - FANNIN ELEMENTARY							
Electricity	23,938	KWH	\$3,587.70	\$0.00	\$3,587.70	0.1499	53.61%
Natural Gas	305	CCF	\$254.45	\$0.00	\$254.45	0.8343	3.80%
Water	758	CCF	\$2,497.87	\$0.00	\$2,497.87	3.2953	37.32%
Sewer	120	CCF	\$352.25	\$0.00	\$352.25	2.9354	5.26%
Total Cost:			\$6,692.27	\$0.00	\$6,692.27		

For FANNIN  
ELEMENTARY



Filters: Cost Center Name Not One Of DoNotReport; Billing Period Equal To 200910

# elpaso

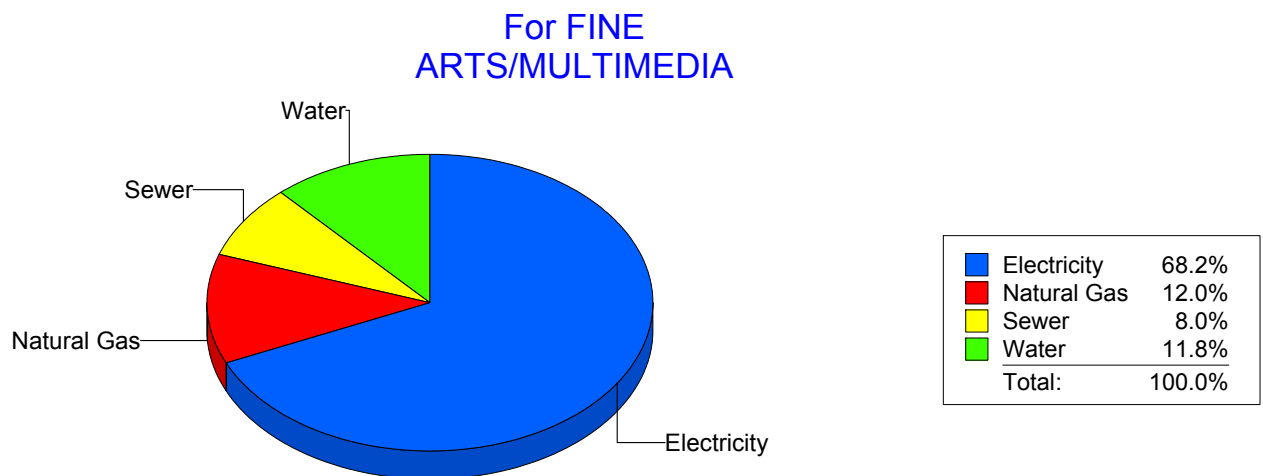
Energy CAP

Cost Avoidance Program

## Cost Summary Graph

Grouped by Energy Type

Energy Type	Use	Units	Meter Cost	Special Charges	Total Cost	Avg Unit Cost	% of Total Cost
Site: FINE ARTS/MULTIMEDIA - FINE ARTS/MULTIMEDIA							
Electricity	8,063	KWH	\$1,169.33	\$0.00	\$1,169.33	0.1450	68.24%
Natural Gas	332	CCF	\$205.10	\$0.00	\$205.10	0.6178	11.97%
Water	96	CCF	\$201.83	\$0.00	\$201.83	2.1024	11.78%
Sewer	59	CCF	\$137.17	\$0.00	\$137.17	2.3249	8.01%
Total Cost:			\$1,713.43	\$0.00	\$1,713.43		



Filters: Cost Center Name Not One Of DoNotReport; Billing Period Equal To 200910



# elpaso

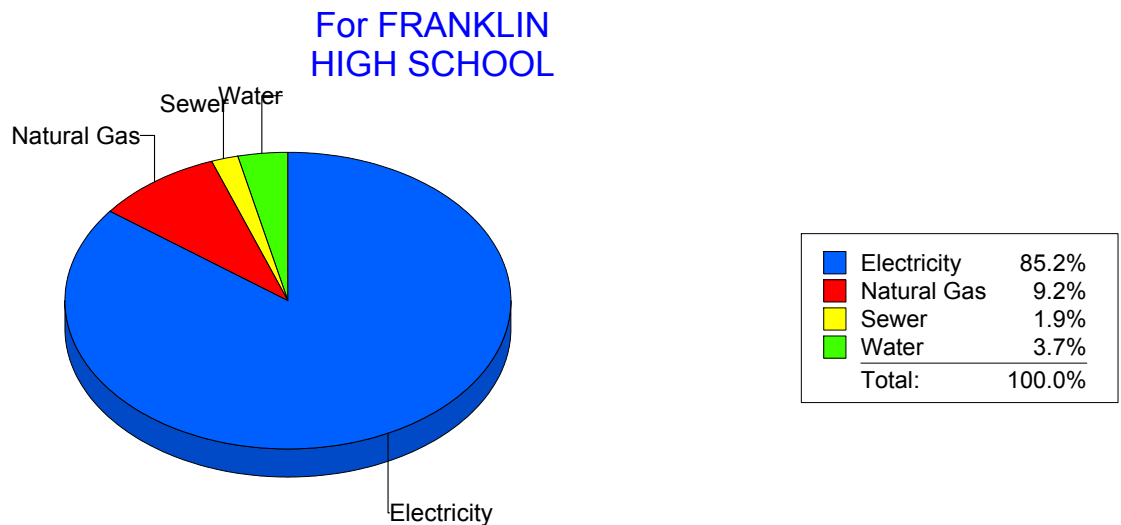
Energy CAP

Cost Avoidance Program

## Cost Summary Graph

Grouped by Energy Type

Energy Type	Use	Units	Meter Cost	Special Charges	Total Cost	Avg Unit Cost	% of Total Cost
Site: FRANKLIN HIGH SCHOOL - FRANKLIN HIGH SCHOOL							
Electricity	340,498	KWH	\$34,008.08	\$0.00	\$34,008.08	0.0999	85.18%
Natural Gas	6,877	CCF	\$3,679.19	\$0.00	\$3,679.19	0.5350	9.21%
Water	774	CCF	\$1,492.54	\$0.00	\$1,492.54	1.9283	3.74%
Sewer	421	CCF	\$746.62	\$0.00	\$746.62	1.7734	1.87%
Total Cost:			\$39,926.43	\$0.00	\$39,926.43		



Filters: Cost Center Name Not One Of DoNotReport; Billing Period Equal To 200910

# elpaso

Energy CAP

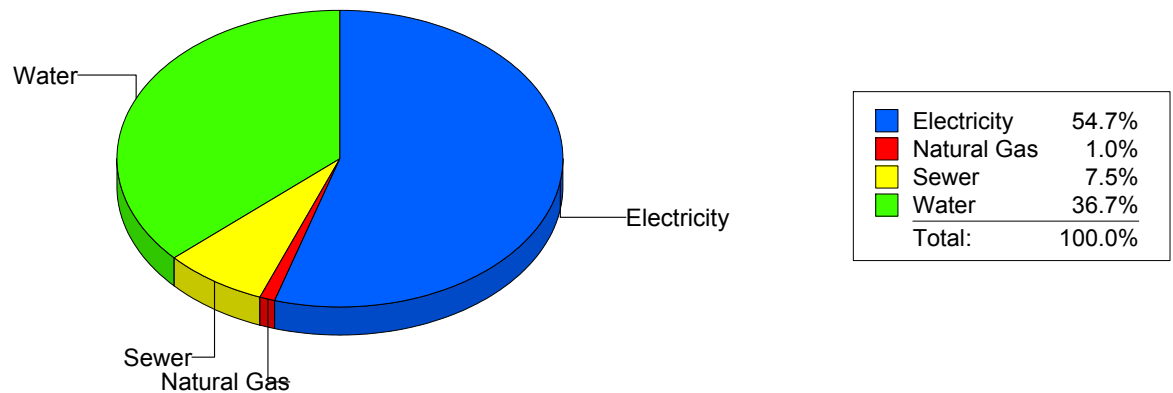
Cost Avoidance Program

## Cost Summary Graph

Grouped by Energy Type

Energy Type	Use	Units	Meter Cost	Special Charges	Total Cost	Avg Unit Cost	% of Total Cost
Site: GREEN ELEMENTARY SCH - GREEN ELEMENTARY SCH							
Electricity	33,300	KWH	\$3,660.84	\$0.00	\$3,660.84	0.1099	54.74%
Natural Gas	0	CCF	\$66.76	\$0.00	\$66.76	0.0000	1.00%
Water	716	CCF	\$2,455.97	\$0.00	\$2,455.97	3.4301	36.72%
Sewer	181	CCF	\$504.06	\$0.00	\$504.06	2.7849	7.54%
Total Cost:			\$6,687.63	\$0.00	\$6,687.63		

For GREEN  
ELEMENTARY  
SCH



Filters: Cost Center Name Not One Of DoNotReport; Billing Period Equal To 200910

# elpaso

Energy CAP

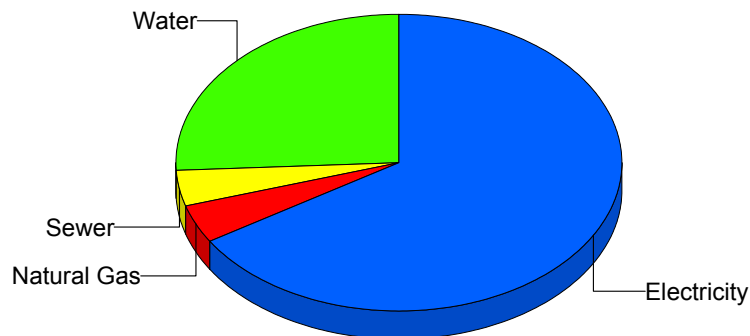
Cost Avoidance Program

## Cost Summary Graph

Grouped by Energy Type

Energy Type	Use	Units	Meter Cost	Special Charges	Total Cost	Avg Unit Cost	% of Total Cost
Site: GUILLEN MIDDLE SCHOO - GUILLEN MIDDLE SCHOO							
Electricity	81,140	KWH	\$9,146.58	\$0.00	\$9,146.58	0.1127	66.23%
Natural Gas	928	CCF	\$552.12	\$0.00	\$552.12	0.5950	4.00%
Water	1,225	CCF	\$3,572.38	\$0.00	\$3,572.38	2.9162	25.87%
Sewer	268	CCF	\$540.21	\$0.00	\$540.21	2.0157	3.91%
Total Cost:			\$13,811.29	\$0.00	\$13,811.29		

For GUILLEN  
MIDDLE  
SCHOO



Electricity	66.2%
Natural Gas	4.0%
Sewer	3.9%
Water	25.9%
Total:	100.0%

Filters: Cost Center Name Not One Of DoNotReport; Billing Period Equal To 200910

# elpaso

Energy CAP

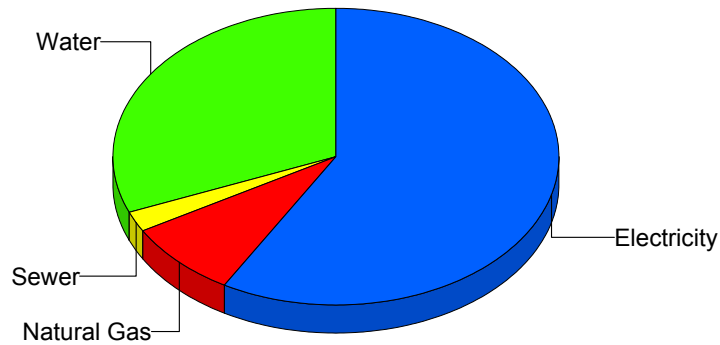
Cost Avoidance Program

## Cost Summary Graph

Grouped by Energy Type

Energy Type	Use	Units	Meter Cost	Special Charges	Total Cost	Avg Unit Cost	% of Total Cost
Site: H.E. CHARLES MIDDLE - H.E. CHARLES MIDDLE							
Electricity	89,050	KWH	\$9,517.01	\$0.00	\$9,517.01	0.1069	58.22%
Natural Gas	2,507	CCF	\$1,363.89	\$0.00	\$1,363.89	0.5440	8.34%
Water	1,189	CCF	\$5,099.51	\$0.00	\$5,099.51	4.2889	31.20%
Sewer	121	CCF	\$365.62	\$0.00	\$365.62	3.0217	2.24%
Total Cost:			\$16,346.03	\$0.00	\$16,346.03		

For H.E.  
CHARLES  
MIDDLE



Electricity	58.2%
Natural Gas	8.3%
Sewer	2.2%
Water	31.2%
Total:	100.0%

Filters: Cost Center Name Not One Of DoNotReport; Billing Period Equal To 200910

# elpaso

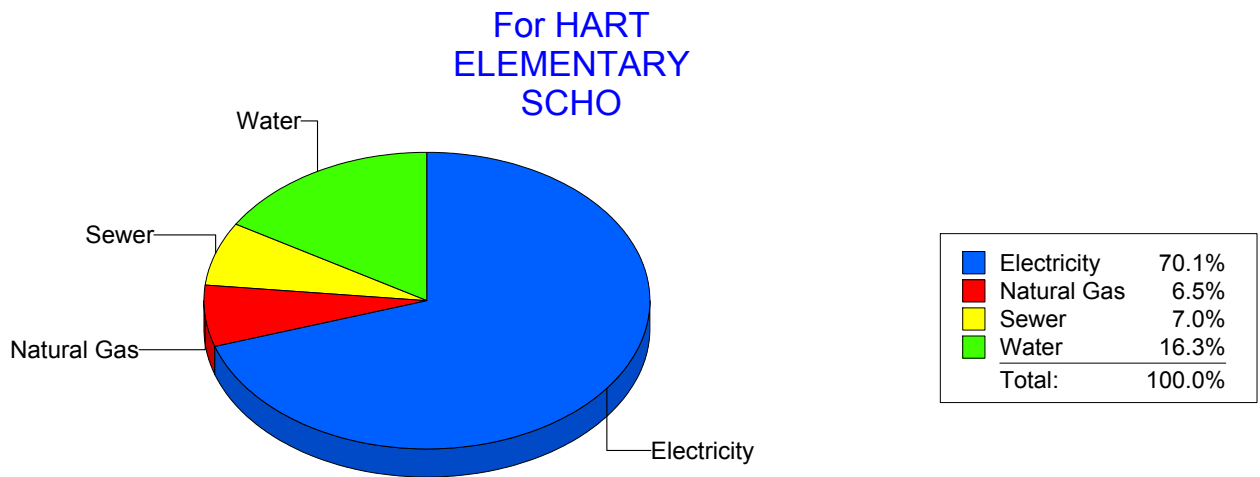
Energy CAP

Cost Avoidance Program

## Cost Summary Graph

Grouped by Energy Type

Energy Type	Use	Units	Meter Cost	Special Charges	Total Cost	Avg Unit Cost	% of Total Cost
Site: HART ELEMENTARY SCHO - HART ELEMENTARY SCHO							
Electricity	23,756	KWH	\$3,286.01	\$0.00	\$3,286.01	0.1383	70.10%
Natural Gas	517	CCF	\$306.79	\$0.00	\$306.79	0.5934	6.54%
Water	320	CCF	\$765.64	\$0.00	\$765.64	2.3926	16.33%
Sewer	143	CCF	\$329.33	\$0.00	\$329.33	2.3030	7.03%
Total Cost:			\$4,687.77	\$0.00	\$4,687.77		



Filters: Cost Center Name Not One Of DoNotReport; Billing Period Equal To 200910

# elpaso

Energy CAP

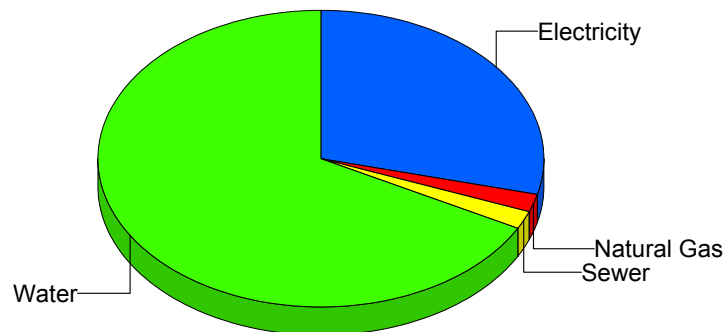
Cost Avoidance Program

## Cost Summary Graph

Grouped by Energy Type

Energy Type	Use	Units	Meter Cost	Special Charges	Total Cost	Avg Unit Cost	% of Total Cost
Site: HAWKINS ELEMENTARY S - HAWKINS ELEMENTARY S							
Electricity	24,323	KWH	\$2,756.47	\$0.00	\$2,756.47	0.1133	28.80%
Natural Gas	328	CCF	\$202.89	\$0.00	\$202.89	0.6186	2.12%
Water	1,338	CCF	\$6,439.95	\$0.00	\$6,439.95	4.8131	67.30%
Sewer	36	CCF	\$170.20	\$0.00	\$170.20	4.7278	1.78%
Total Cost:			\$9,569.51	\$0.00	\$9,569.51		

For HAWKINS  
ELEMENTARY  
S



Electricity	28.8%
Natural Gas	2.1%
Sewer	1.8%
Water	67.3%
Total:	100.0%

Filters: Cost Center Name Not One Of DoNotReport; Billing Period Equal To 200910

# elpaso

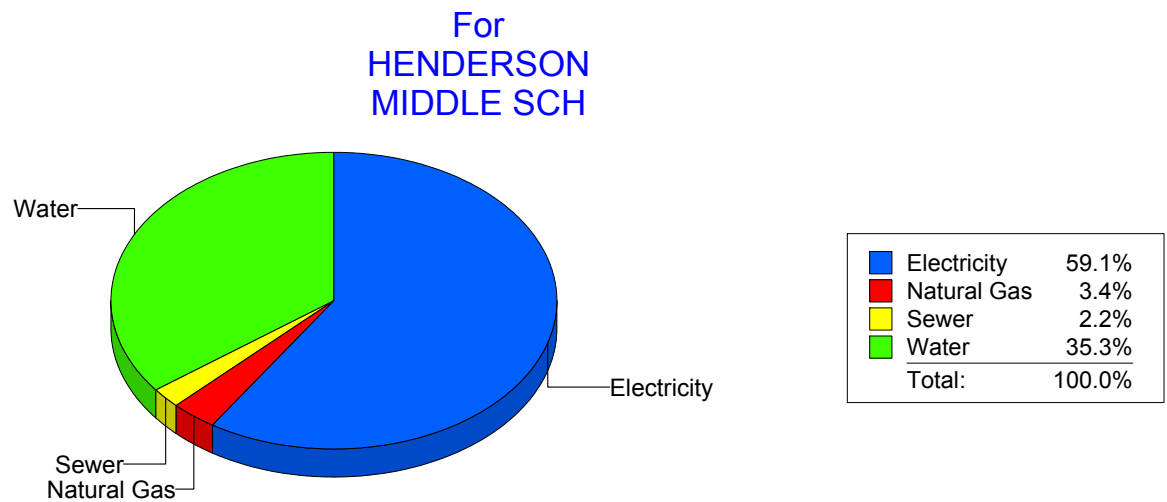
Energy CAP

Cost Avoidance Program

## Cost Summary Graph

Grouped by Energy Type

Energy Type	Use	Units	Meter Cost	Special Charges	Total Cost	Avg Unit Cost	% of Total Cost
Site: HENDERSON MIDDLE SCH - HENDERSON MIDDLE SCH							
Electricity	59,816	KWH	\$7,006.50	\$0.00	\$7,006.50	0.1171	59.13%
Natural Gas	691	CCF	\$399.23	\$0.00	\$399.23	0.5778	3.37%
Water	1,436	CCF	\$4,180.36	\$0.00	\$4,180.36	2.9111	35.28%
Sewer	158	CCF	\$262.90	\$0.00	\$262.90	1.6639	2.22%
Total Cost:			\$11,848.99	\$0.00	\$11,848.99		



Filters: Cost Center Name Not One Of DoNotReport; Billing Period Equal To 200910

# elpaso

Energy CAP

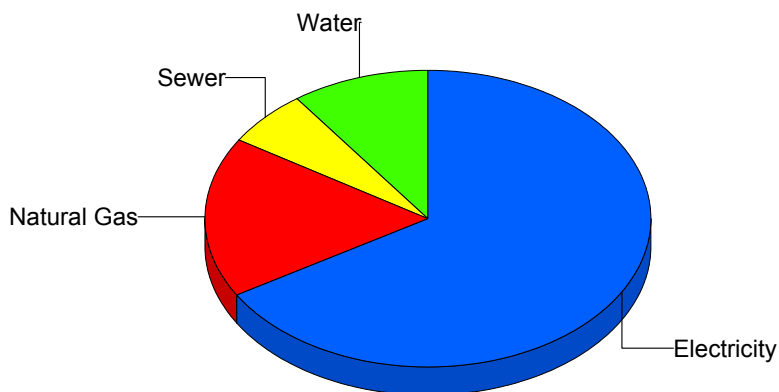
Cost Avoidance Program

## Cost Summary Graph

Grouped by Energy Type

Energy Type	Use	Units	Meter Cost	Special Charges	Total Cost	Avg Unit Cost	% of Total Cost
Site: HERCULES COTTAGES - HERCULES COTTAGES							
Electricity	3,712	KWH	\$641.30	\$0.00	\$641.30	0.1728	66.39%
Natural Gas	5	CCF	\$169.08	\$0.00	\$169.08	33.8160	17.50%
Water	36	CCF	\$96.00	\$0.00	\$96.00	2.6667	9.94%
Sewer	23	CCF	\$59.54	\$0.00	\$59.54	2.5887	6.16%
Total Cost:			\$965.92	\$0.00	\$965.92		

For HERCULES COTTAGES



Electricity	66.4%
Natural Gas	17.5%
Sewer	6.2%
Water	9.9%
Total:	100.0%

Filters: Cost Center Name Not One Of DoNotReport; Billing Period Equal To 200910



el Paso

Energy CAP

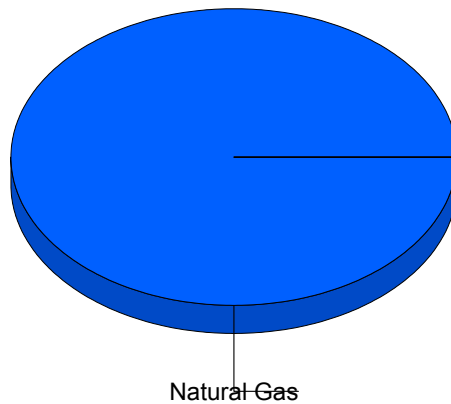
Cost Avoidance Program

## Cost Summary Graph

Grouped by Energy Type

Energy Type	Use	Units	Meter Cost	Special Charges	Total Cost	Avg Unit Cost	% of Total Cost
Site: 174 - HERRERA ELEMENTARY							
Natural Gas	2,834	CCF	\$1,731.92	\$0.00	\$1,731.92	0.6111	100.00%
Total Cost:			\$1,731.92	\$0.00	\$1,731.92		

For HERRERA  
ELEMENTARY



■	Natural Gas	100.0%
Total:		100.0%

Filters: Cost Center Name Not One Of DoNotReport; Billing Period Equal To 200910

# elpaso

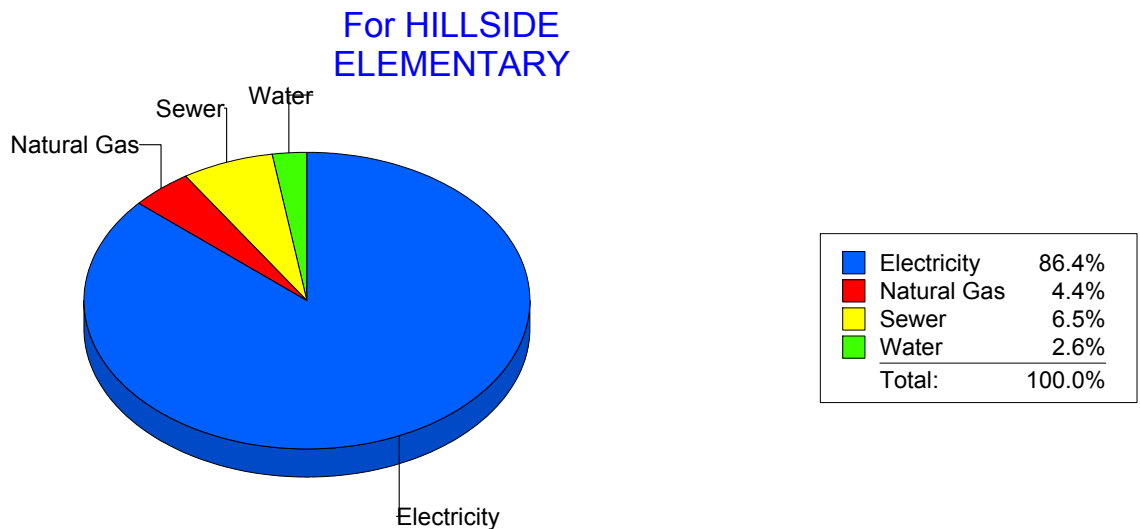
Energy CAP

Cost Avoidance Program

## Cost Summary Graph

Grouped by Energy Type

Energy Type	Use	Units	Meter Cost	Special Charges	Total Cost	Avg Unit Cost	% of Total Cost
Site: HILLSIDE ELEMENTARY - HILLSIDE ELEMENTARY							
Electricity	35,155	KWH	\$5,423.58	\$0.00	\$5,423.58	0.1543	86.42%
Natural Gas	307	CCF	\$278.82	\$0.00	\$278.82	0.9082	4.44%
Water	26	CCF	\$162.85	\$0.00	\$162.85	6.2635	2.59%
Sewer	166	CCF	\$410.67	\$0.00	\$410.67	2.4739	6.54%
Total Cost:			\$6,275.92	\$0.00	\$6,275.92		



Filters: Cost Center Name Not One Of DoNotReport; Billing Period Equal To 200910

# elpaso

Energy CAP

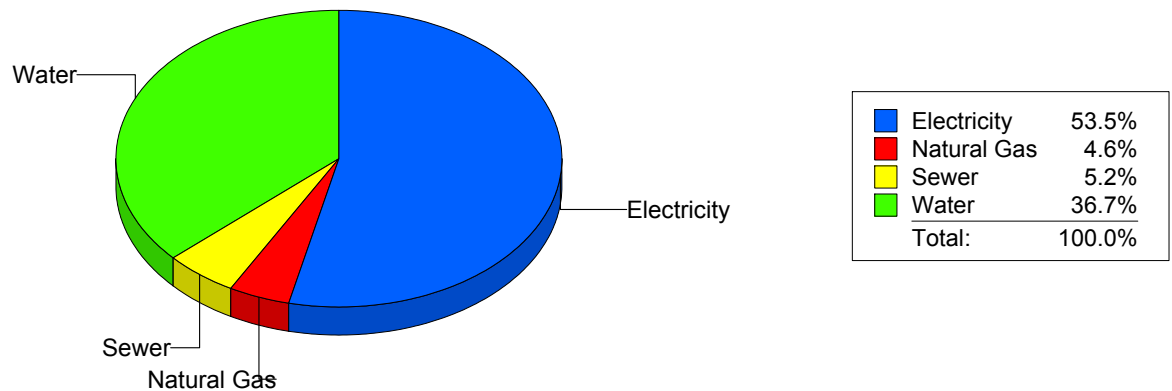
Cost Avoidance Program

## Cost Summary Graph

Grouped by Energy Type

Energy Type	Use	Units	Meter Cost	Special Charges	Total Cost	Avg Unit Cost	% of Total Cost
Site: HOUSTON INTERMEDIATE - HOUSTON INTERMEDIATE							
Electricity	25,568	KWH	\$3,019.51	\$0.00	\$3,019.51	0.1181	53.52%
Natural Gas	323	CCF	\$261.87	\$0.00	\$261.87	0.8107	4.64%
Water	481	CCF	\$2,068.73	\$0.00	\$2,068.73	4.3009	36.67%
Sewer	64	CCF	\$291.24	\$0.00	\$291.24	4.5506	5.16%
Total Cost:			\$5,641.35	\$0.00	\$5,641.35		

For HOUSTON  
INTERMEDIATE



Filters: Cost Center Name Not One Of DoNotReport; Billing Period Equal To 200910

## elpaso

Energy CAP

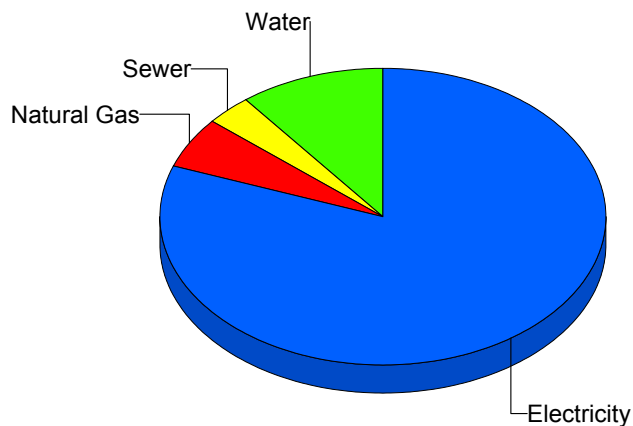
Cost Avoidance Program

### Cost Summary Graph

Grouped by Energy Type

Energy Type	Use	Units	Meter Cost	Special Charges	Total Cost	Avg Unit Cost	% of Total Cost
Site: MOYE - HR Moye							
Electricity	66,240	KWH	\$7,624.55	\$0.00	\$7,624.55	0.1151	80.53%
Natural Gas	916	CCF	\$518.74	\$0.00	\$518.74	0.5663	5.48%
Water	233	CCF	\$1,002.25	\$0.00	\$1,002.25	4.3015	10.59%
Sewer	87	CCF	\$322.44	\$0.00	\$322.44	3.7062	3.41%
Total Cost:			\$9,467.98	\$0.00	\$9,467.98		

For HR Moye



Electricity	80.5%
Natural Gas	5.5%
Sewer	3.4%
Water	10.6%
Total:	100.0%

Filters: Cost Center Name Not One Of DoNotReport; Billing Period Equal To 200910

# elpaso

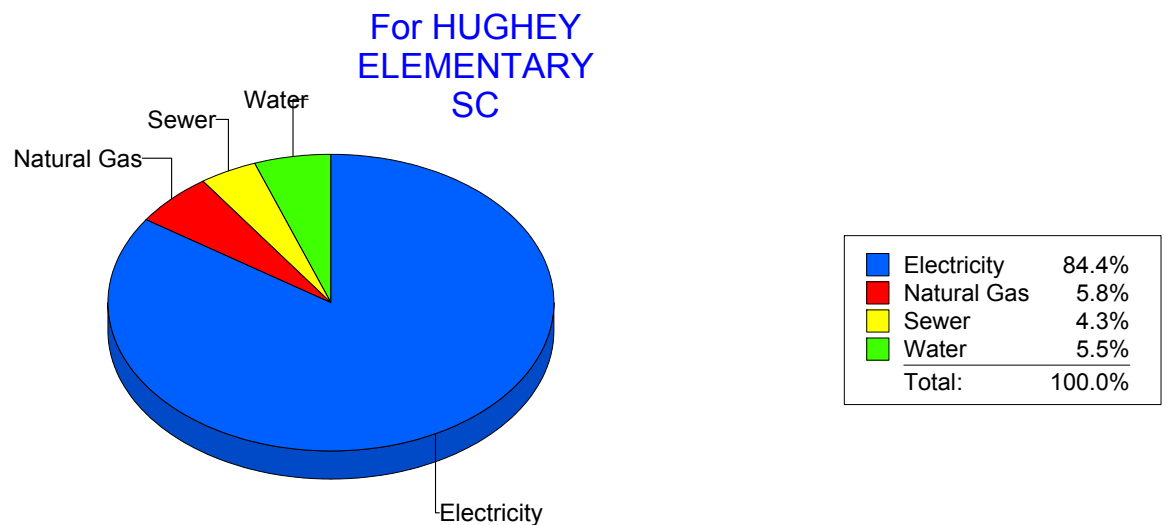
Energy CAP

Cost Avoidance Program

## Cost Summary Graph

Grouped by Energy Type

Energy Type	Use	Units	Meter Cost	Special Charges	Total Cost	Avg Unit Cost	% of Total Cost
Site: HUGHEY ELEMENTARY SC - HUGHEY ELEMENTARY SC							
Electricity	29,000	KWH	\$4,720.58	\$0.00	\$4,720.58	0.1628	84.45%
Natural Gas	548	CCF	\$323.26	\$0.00	\$323.26	0.5899	5.78%
Water	167	CCF	\$304.78	\$0.00	\$304.78	1.8250	5.45%
Sewer	141	CCF	\$241.31	\$0.00	\$241.31	1.7114	4.32%
Total Cost:			\$5,589.93	\$0.00	\$5,589.93		



Filters: Cost Center Name Not One Of DoNotReport; Billing Period Equal To 200910

# elpaso

Energy CAP

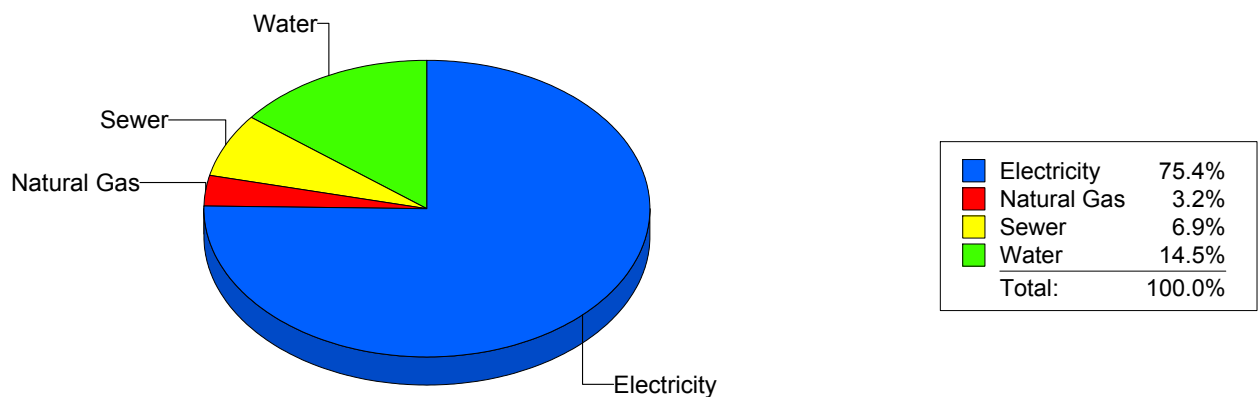
Cost Avoidance Program

## Cost Summary Graph

Grouped by Energy Type

Energy Type	Use	Units	Meter Cost	Special Charges	Total Cost	Avg Unit Cost	% of Total Cost
Site: IRVIN HIGH SCHOOL - IRVIN HIGH SCHOOL							
Electricity	126,657	KWH	\$14,230.21	\$0.00	\$14,230.21	0.1124	75.39%
Natural Gas	1,027	CCF	\$611.09	\$0.00	\$611.09	0.5950	3.24%
Water	1,641	CCF	\$2,734.74	\$0.00	\$2,734.74	1.6665	14.49%
Sewer	914	CCF	\$1,298.39	\$0.00	\$1,298.39	1.4206	6.88%
Total Cost:			\$18,874.43	\$0.00	\$18,874.43		

For IRVIN HIGH SCHOOL



Filters: Cost Center Name Not One Of DoNotReport; Billing Period Equal To 200910

el Paso

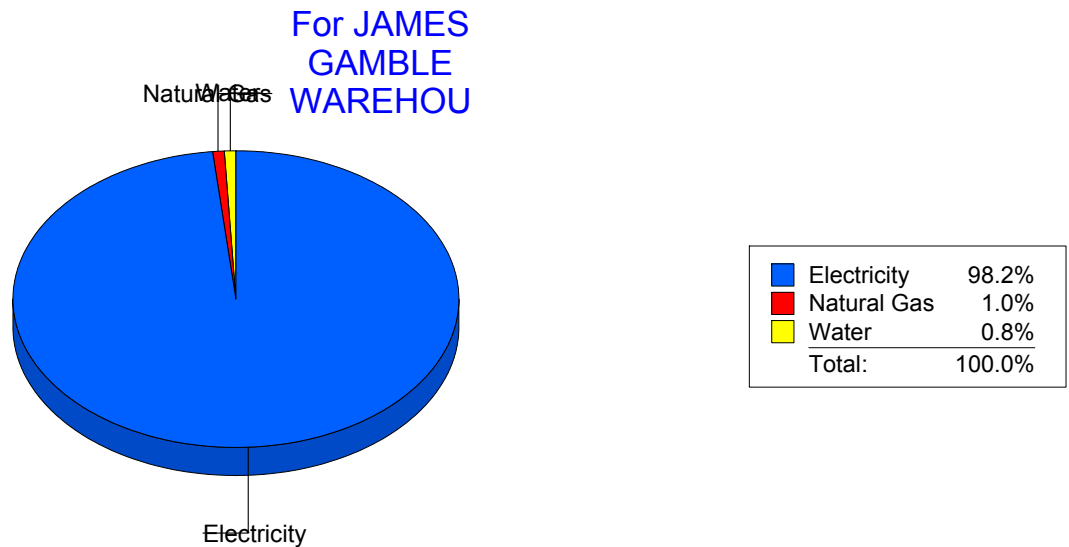
Energy CAP

Cost Avoidance Program

## Cost Summary Graph

Grouped by Energy Type

Energy Type	Use	Units	Meter Cost	Special Charges	Total Cost	Avg Unit Cost	% of Total Cost
Site: JAMES GAMBLE WAREHOU - JAMES GAMBLE WAREHOU							
Electricity	35,000	KWH	\$4,444.11	\$0.00	\$4,444.11	0.1270	98.23%
Natural Gas	23	CCF	\$43.52	\$0.00	\$43.52	1.8922	0.96%
Water	0	CCF	\$36.36	\$0.00	\$36.36	0.0000	0.80%
Total Cost:			\$4,523.99	\$0.00	\$4,523.99		



Filters: Cost Center Name Not One Of DoNotReport; Billing Period Equal To 200910

# elpaso

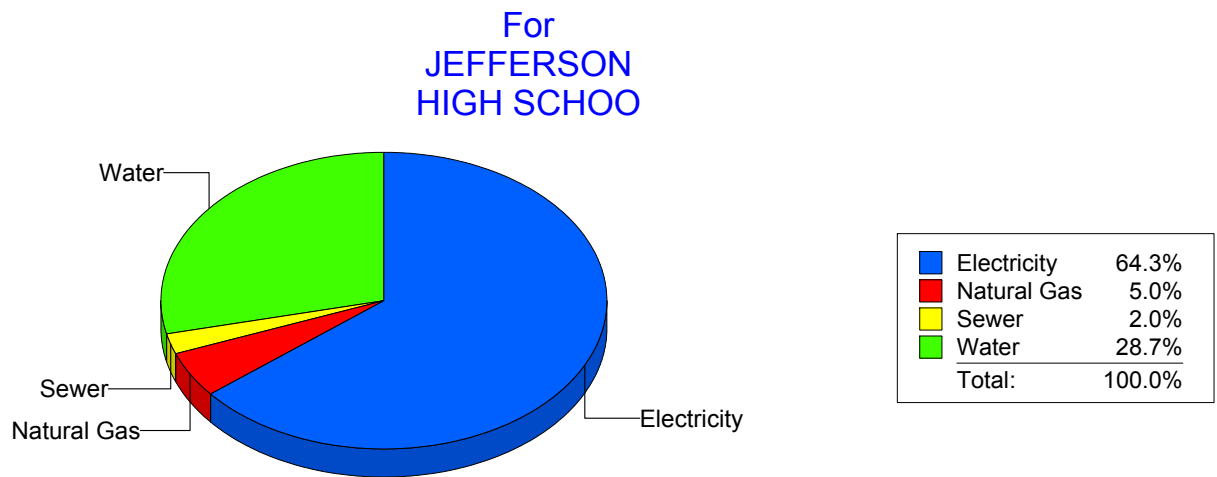
Energy CAP

Cost Avoidance Program

## Cost Summary Graph

Grouped by Energy Type

Energy Type	Use	Units	Meter Cost	Special Charges	Total Cost	Avg Unit Cost	% of Total Cost
Site: JEFFERSON HIGH SCHOO - JEFFERSON HIGH SCHOO							
Electricity	126,818	KWH	\$14,923.63	\$0.00	\$14,923.63	0.1177	64.30%
Natural Gas	1,737	CCF	\$1,154.88	\$0.00	\$1,154.88	0.6649	4.98%
Water	2,107	CCF	\$6,659.79	\$0.00	\$6,659.79	3.1608	28.69%
Sewer	150	CCF	\$472.81	\$0.00	\$472.81	3.1521	2.04%
Total Cost:			\$23,211.11	\$0.00	\$23,211.11		



Filters: Cost Center Name Not One Of DoNotReport; Billing Period Equal To 200910



# elpaso

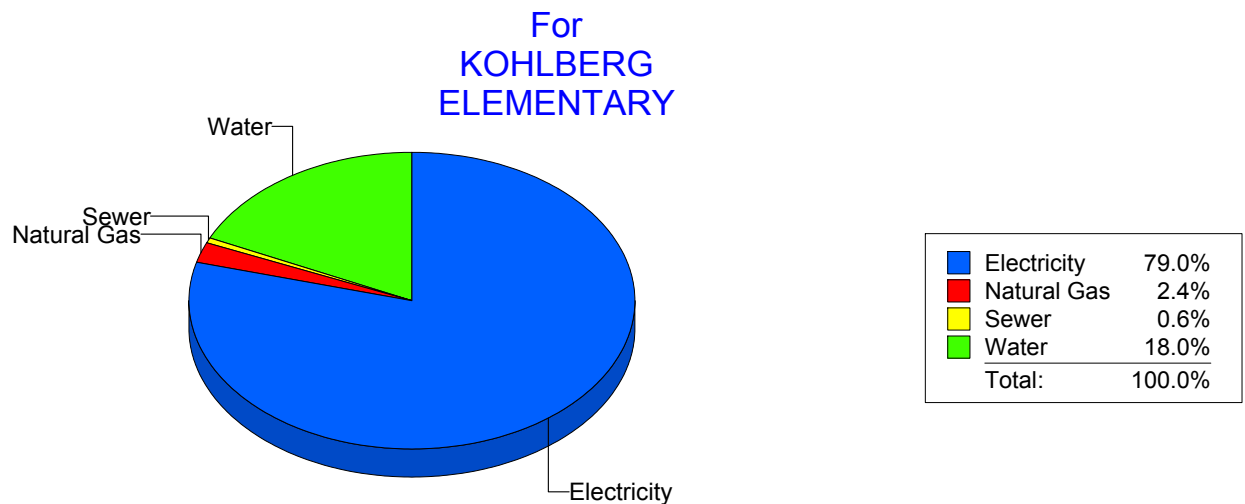
Energy CAP

Cost Avoidance Program

## Cost Summary Graph

Grouped by Energy Type

Energy Type	Use	Units	Meter Cost	Special Charges	Total Cost	Avg Unit Cost	% of Total Cost
Site: KOHLBERG ELEMENTARY - KOHLBERG ELEMENTARY							
Electricity	49,120	KWH	\$6,829.12	\$0.00	\$6,829.12	0.1390	79.03%
Natural Gas	332	CCF	\$205.10	\$0.00	\$205.10	0.6178	2.37%
Water	747	CCF	\$1,552.32	\$0.00	\$1,552.32	2.0781	17.96%
Sewer	4	CCF	\$54.56	\$0.00	\$54.56	13.6400	0.63%
Total Cost:			\$8,641.10	\$0.00	\$8,641.10		



Filters: Cost Center Name Not One Of DoNotReport; Billing Period Equal To 200910

# elpaso

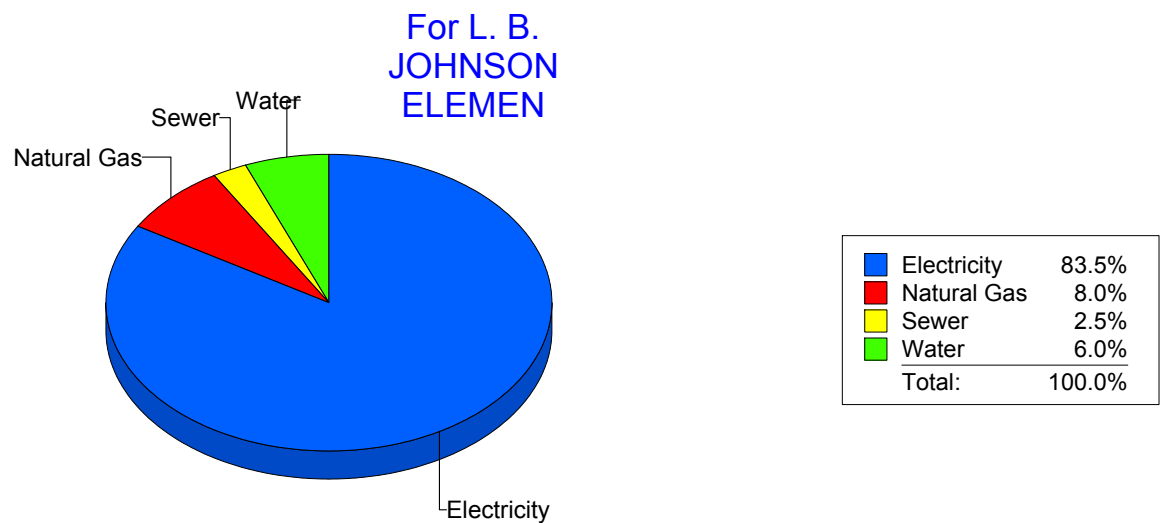
Energy CAP

Cost Avoidance Program

## Cost Summary Graph

Grouped by Energy Type

Energy Type	Use	Units	Meter Cost	Special Charges	Total Cost	Avg Unit Cost	% of Total Cost
Site: L. B. JOHNSON ELEMEN - L. B. JOHNSON ELEMEN							
Electricity	67,350	KWH	\$8,170.35	\$0.00	\$8,170.35	0.1213	83.48%
Natural Gas	1,345	CCF	\$779.63	\$0.00	\$779.63	0.5797	7.97%
Water	333	CCF	\$591.27	\$0.00	\$591.27	1.7756	6.04%
Sewer	109	CCF	\$246.04	\$0.00	\$246.04	2.2572	2.51%
Total Cost:			\$9,787.29	\$0.00	\$9,787.29		



Filters: Cost Center Name Not One Of DoNotReport; Billing Period Equal To 200910

# elpaso

Energy CAP

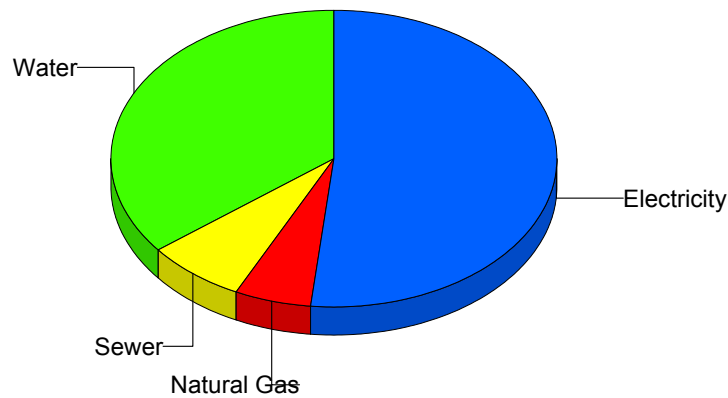
Cost Avoidance Program

## Cost Summary Graph

Grouped by Energy Type

Energy Type	Use	Units	Meter Cost	Special Charges	Total Cost	Avg Unit Cost	% of Total Cost
Site: LAMAR ELEMENTARY SCH - LAMAR ELEMENTARY SCH							
Electricity	32,400	KWH	\$4,399.58	\$0.00	\$4,399.58	0.1358	51.77%
Natural Gas	688	CCF	\$464.39	\$0.00	\$464.39	0.6750	5.46%
Water	897	CCF	\$3,009.89	\$0.00	\$3,009.89	3.3555	35.42%
Sewer	226	CCF	\$624.48	\$0.00	\$624.48	2.7632	7.35%
Total Cost:			\$8,498.34	\$0.00	\$8,498.34		

For LAMAR  
ELEMENTARY  
SCH



Filters: Cost Center Name Not One Of DoNotReport; Billing Period Equal To 200910

# elpaso

Energy CAP

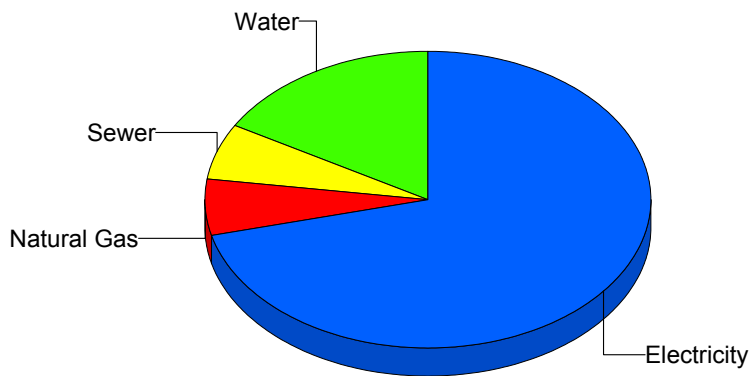
Cost Avoidance Program

## Cost Summary Graph

Grouped by Energy Type

Energy Type	Use	Units	Meter Cost	Special Charges	Total Cost	Avg Unit Cost	% of Total Cost
Site: LEE ELEMENTARY - LEE ELEMENTARY							
Electricity	35,822	KWH	\$4,857.86	\$0.00	\$4,857.86	0.1356	71.13%
Natural Gas	623	CCF	\$415.15	\$0.00	\$415.15	0.6664	6.08%
Water	398	CCF	\$1,138.62	\$0.00	\$1,138.62	2.8609	16.67%
Sewer	107	CCF	\$417.54	\$0.00	\$417.54	3.9022	6.11%
Total Cost:			\$6,829.17	\$0.00	\$6,829.17		

For LEE  
ELEMENTARY



Electricity	71.1%
Natural Gas	6.1%
Sewer	6.1%
Water	16.7%
Total:	100.0%

Filters: Cost Center Name Not One Of DoNotReport; Billing Period Equal To 200910

# elpaso

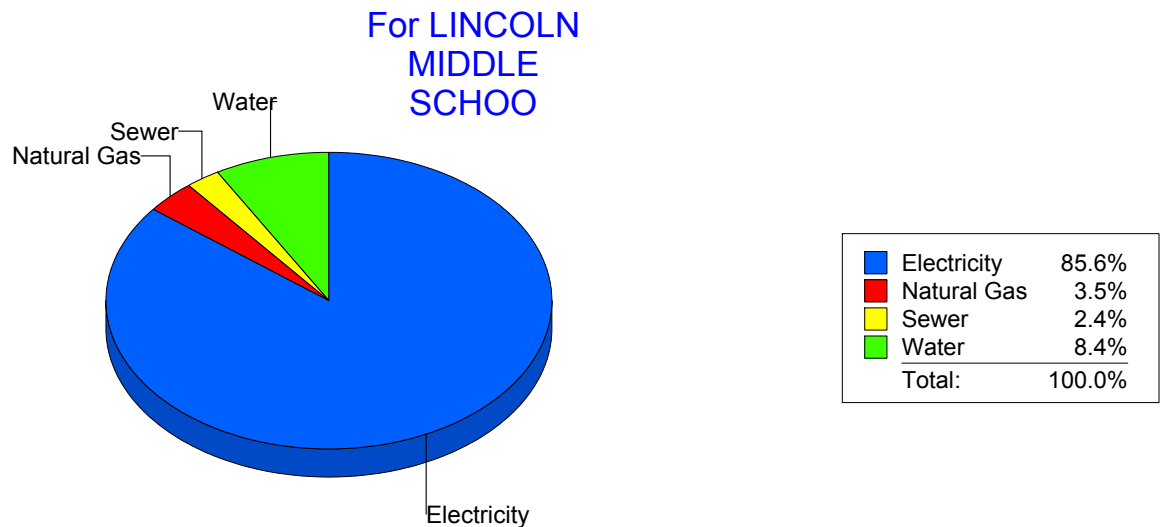
Energy CAP

Cost Avoidance Program

## Cost Summary Graph

Grouped by Energy Type

Energy Type	Use	Units	Meter Cost	Special Charges	Total Cost	Avg Unit Cost	% of Total Cost
Site: LINCOLN MIDDLE SCHOO - LINCOLN MIDDLE SCHOO							
Electricity	137,250	KWH	\$15,862.35	\$0.00	\$15,862.35	0.1156	85.62%
Natural Gas	1,166	CCF	\$651.55	\$0.00	\$651.55	0.5588	3.52%
Water	658	CCF	\$1,562.89	\$0.00	\$1,562.89	2.3752	8.44%
Sewer	246	CCF	\$450.03	\$0.00	\$450.03	1.8294	2.43%
Total Cost:			\$18,526.82	\$0.00	\$18,526.82		



Filters: Cost Center Name Not One Of DoNotReport; Billing Period Equal To 200910

# elpaso

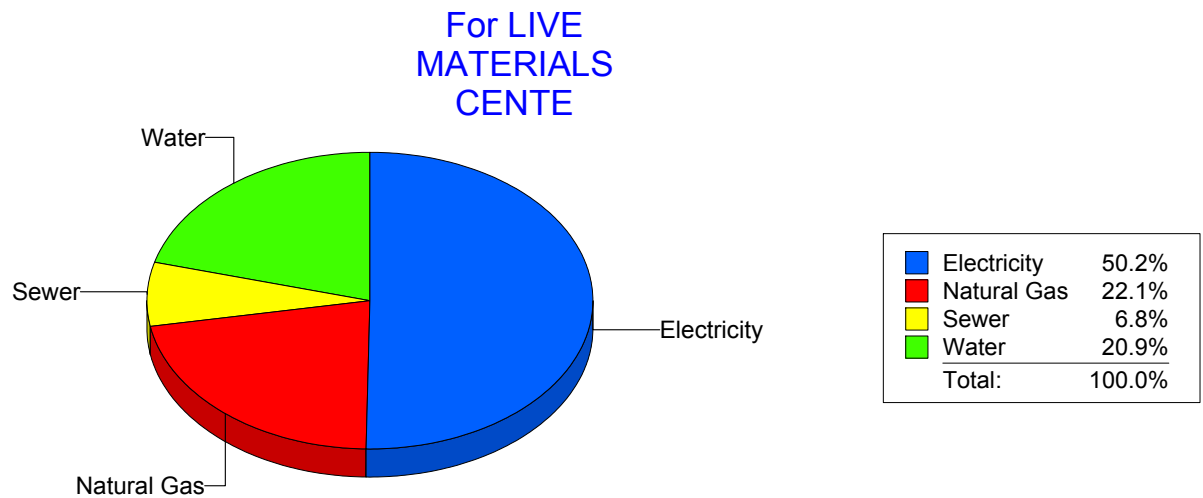
Energy CAP

Cost Avoidance Program

## Cost Summary Graph

Grouped by Energy Type

Energy Type	Use	Units	Meter Cost	Special Charges	Total Cost	Avg Unit Cost	% of Total Cost
Site: LIVE MATERIALS CENTE - LIVE MATERIALS CENTE							
Electricity		848 KWH	\$158.52	\$0.00	\$158.52	0.1869	50.18%
Natural Gas		7 CCF	\$69.82	\$0.00	\$69.82	9.9743	22.10%
Water		16 CCF	\$66.08	\$0.00	\$66.08	4.1300	20.92%
Sewer		1 CCF	\$21.49	\$0.00	\$21.49	21.4900	6.80%
Total Cost:			\$315.91	\$0.00	\$315.91		



Filters: Cost Center Name Not One Of DoNotReport; Billing Period Equal To 200910

# el Paso

Energy CAP

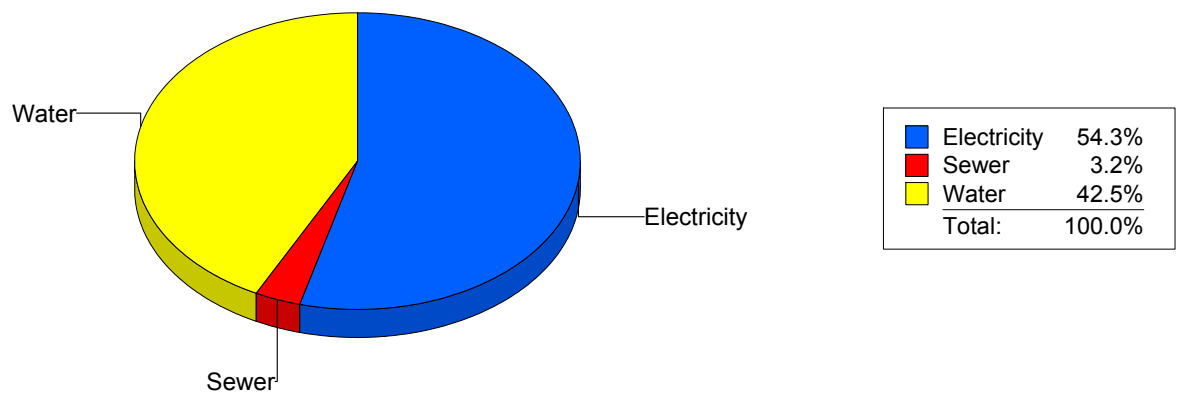
Cost Avoidance Program

## Cost Summary Graph

Grouped by Energy Type

Energy Type	Use	Units	Meter Cost	Special Charges	Total Cost	Avg Unit Cost	% of Total Cost
Site: LOGAN ELEMENTARY - LOGAN ELEMENTARY							
Electricity	24,800	KWH	\$3,270.19	\$0.00	\$3,270.19	0.1319	54.26%
Water	668	CCF	\$2,563.39	\$0.00	\$2,563.39	3.8374	42.53%
Sewer	103	CCF	\$193.05	\$0.00	\$193.05	1.8743	3.20%
Total Cost:			\$6,026.63	\$0.00	\$6,026.63		

For LOGAN  
ELEMENTARY



Filters: Cost Center Name Not One Of DoNotReport; Billing Period Equal To 200910

# elpaso

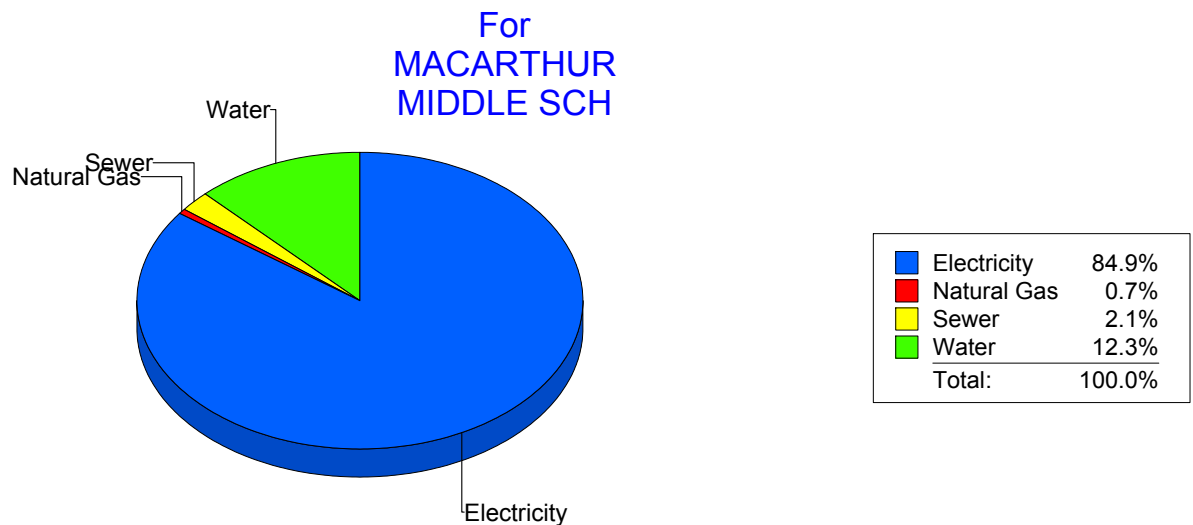
Energy CAP

Cost Avoidance Program

## Cost Summary Graph

Grouped by Energy Type

Energy Type	Use	Units	Meter Cost	Special Charges	Total Cost	Avg Unit Cost	% of Total Cost
Site: MACARTHUR MIDDLE SCH - MACARTHUR MIDDLE SCH							
Electricity	81,440	KWH	\$10,901.57	\$0.00	\$10,901.57	0.1339	84.90%
Natural Gas	128	CCF	\$92.57	\$0.00	\$92.57	0.7232	0.72%
Water	505	CCF	\$1,583.07	\$0.00	\$1,583.07	3.1348	12.33%
Sewer	99	CCF	\$263.34	\$0.00	\$263.34	2.6600	2.05%
Total Cost:			\$12,840.55	\$0.00	\$12,840.55		



Filters: Cost Center Name Not One Of DoNotReport; Billing Period Equal To 200910



# elpaso

Energy CAP

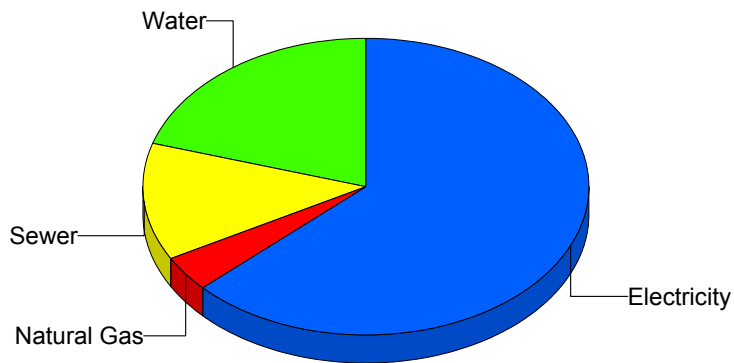
Cost Avoidance Program

## Cost Summary Graph

Grouped by Energy Type

Energy Type	Use	Units	Meter Cost	Special Charges	Total Cost	Avg Unit Cost	% of Total Cost
Site: MAGOFFIN MIDDLE SCHO - MAGOFFIN MIDDLE SCHO							
Electricity	22,600	KWH	\$2,970.32	\$0.00	\$2,970.32	0.1314	62.97%
Natural Gas	308	CCF	\$191.65	\$0.00	\$191.65	0.6222	4.06%
Water	336	CCF	\$957.36	\$0.00	\$957.36	2.8493	20.29%
Sewer	304	CCF	\$598.03	\$0.00	\$598.03	1.9672	12.68%
Total Cost:			\$4,717.36	\$0.00	\$4,717.36		

For MAGOFFIN  
MIDDLE SCHO



Filters: Cost Center Name Not One Of DoNotReport; Billing Period Equal To 200910

# elpaso

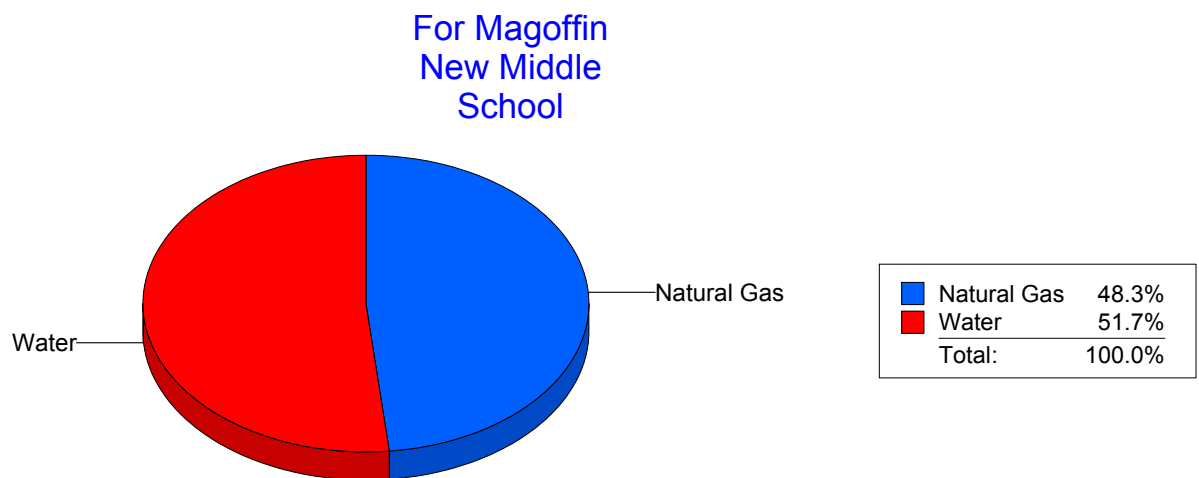
Energy CAP

Cost Avoidance Program

## Cost Summary Graph

Grouped by Energy Type

Energy Type	Use	Units	Meter Cost	Special Charges	Total Cost	Avg Unit Cost	% of Total Cost
Site: MAGOFFINMIDDLESCHOOLN047 - Magoffin New Middle School							
Natural Gas	3,146	CCF	\$1,701.83	\$0.00	\$1,701.83	0.5410	48.27%
Water	473	CCF	\$1,823.51	\$0.00	\$1,823.51	3.8552	51.73%
Total Cost:			\$3,525.34	\$0.00	\$3,525.34		



Filters: Cost Center Name Not One Of DoNotReport; Billing Period Equal To 200910

# elpaso

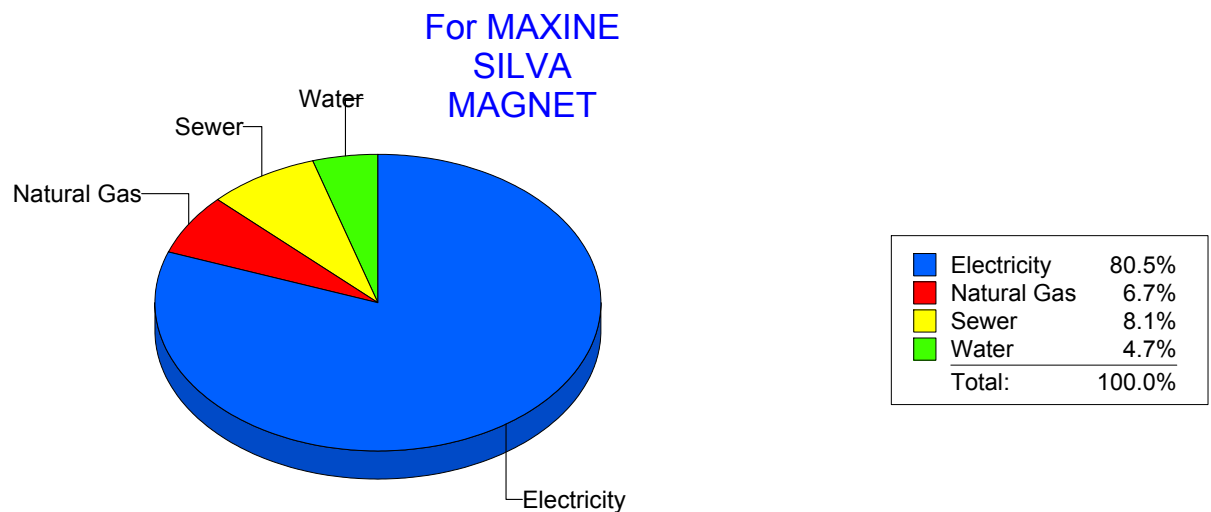
Energy CAP

Cost Avoidance Program

## Cost Summary Graph

Grouped by Energy Type

Energy Type	Use	Units	Meter Cost	Special Charges	Total Cost	Avg Unit Cost	% of Total Cost
Site: MAXINE SILVA MAGNET - MAXINE SILVA MAGNET							
Electricity	68,100	KWH	\$8,034.82	\$0.00	\$8,034.82	0.1180	80.52%
Natural Gas	1,196	CCF	\$667.47	\$0.00	\$667.47	0.5581	6.69%
Water	219	CCF	\$464.57	\$0.00	\$464.57	2.1213	4.66%
Sewer	531	CCF	\$811.98	\$0.00	\$811.98	1.5292	8.14%
Total Cost:			\$9,978.84	\$0.00	\$9,978.84		



Filters: Cost Center Name Not One Of DoNotReport; Billing Period Equal To 200910

# elpaso

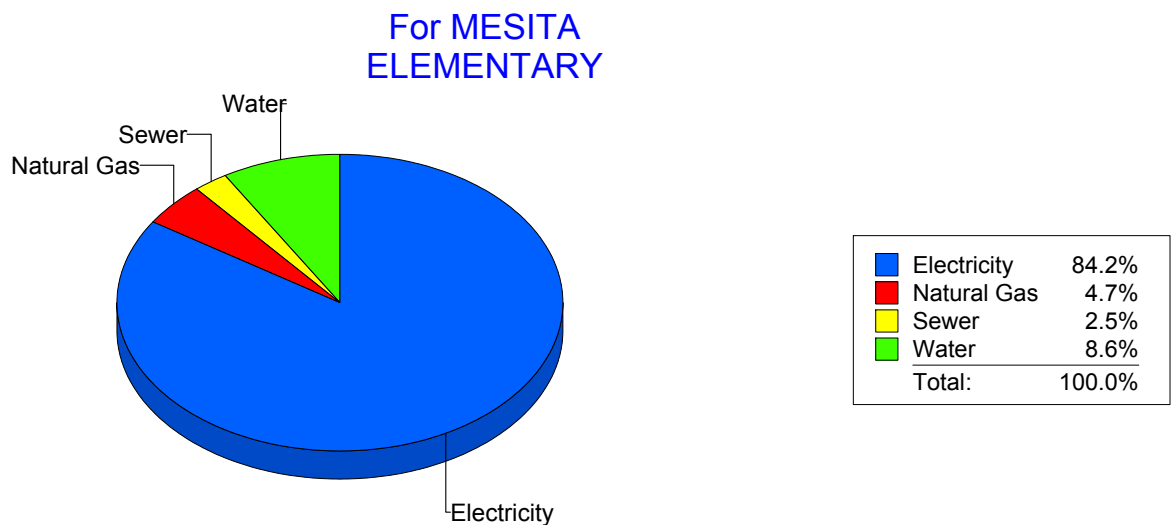
Energy CAP

Cost Avoidance Program

## Cost Summary Graph

Grouped by Energy Type

Energy Type	Use	Units	Meter Cost	Special Charges	Total Cost	Avg Unit Cost	% of Total Cost
Site: MESITA ELEMENTARY - MESITA ELEMENTARY							
Electricity	90,000	KWH	\$10,858.71	\$0.00	\$10,858.71	0.1207	84.24%
Natural Gas	1,035	CCF	\$609.91	\$0.00	\$609.91	0.5893	4.73%
Water	295	CCF	\$1,104.66	\$0.00	\$1,104.66	3.7446	8.57%
Sewer	83	CCF	\$317.36	\$0.00	\$317.36	3.8236	2.46%
Total Cost:			\$12,890.64	\$0.00	\$12,890.64		



Filters: Cost Center Name Not One Of DoNotReport; Billing Period Equal To 200910

# elpaso

Energy CAP

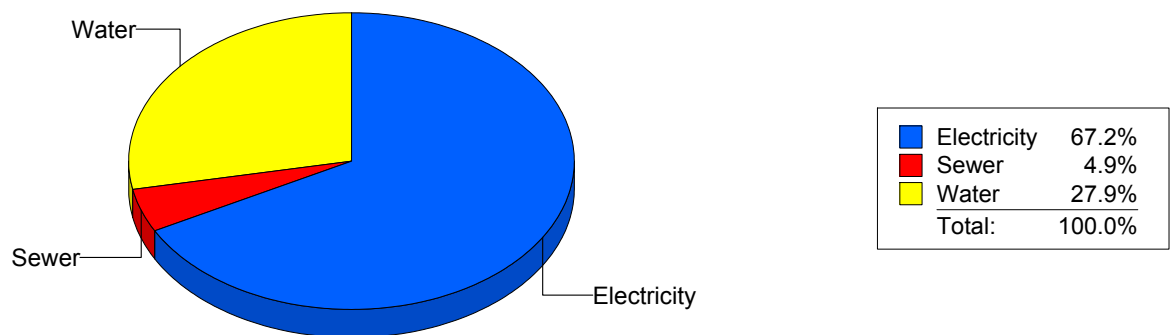
Cost Avoidance Program

## Cost Summary Graph

Grouped by Energy Type

Energy Type	Use	Units	Meter Cost	Special Charges	Total Cost	Avg Unit Cost	% of Total Cost
Site: MILAM ELEMENTARY - MILAM ELEMENTARY							
Electricity	24,360	KWH	\$3,169.77	\$0.00	\$3,169.77	0.1301	67.17%
Water	356	CCF	\$1,317.71	\$0.00	\$1,317.71	3.7014	27.92%
Sewer	74	CCF	\$231.59	\$0.00	\$231.59	3.1296	4.91%
Total Cost:			\$4,719.07	\$0.00	\$4,719.07		

For MILAM  
ELEMENTARY



Filters: Cost Center Name Not One Of DoNotReport; Billing Period Equal To 200910

# elpaso

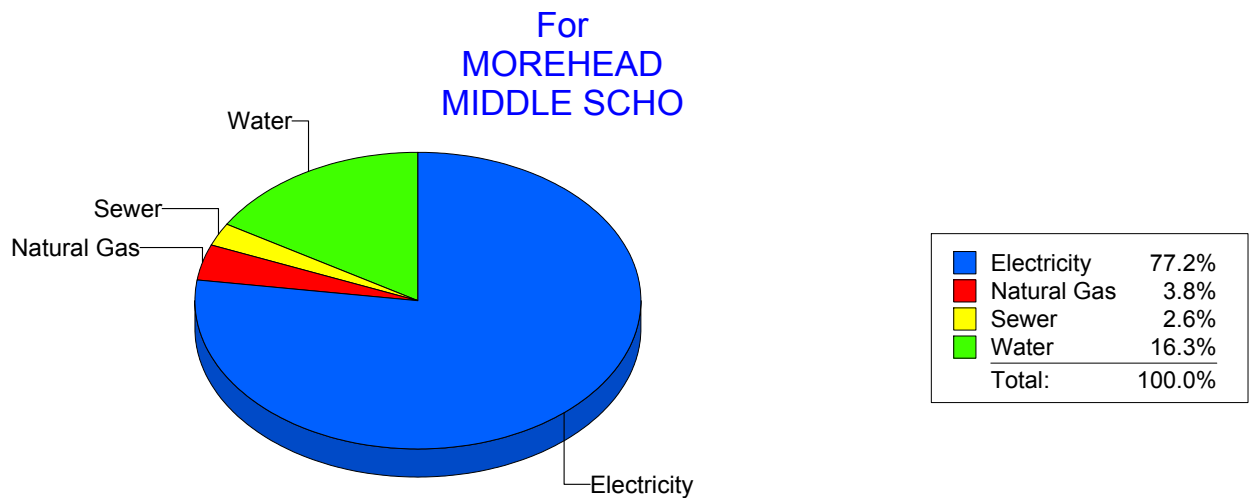
Energy CAP

Cost Avoidance Program

## Cost Summary Graph

Grouped by Energy Type

Energy Type	Use	Units	Meter Cost	Special Charges	Total Cost	Avg Unit Cost	% of Total Cost
Site: MOREHEAD MIDDLE SCHO - MOREHEAD MIDDLE SCHO							
Electricity	103,762	KWH	\$11,897.65	\$0.00	\$11,897.65	0.1147	77.22%
Natural Gas	1,051	CCF	\$590.45	\$0.00	\$590.45	0.5618	3.83%
Water	1,389	CCF	\$2,517.25	\$0.00	\$2,517.25	1.8123	16.34%
Sewer	149	CCF	\$401.18	\$0.00	\$401.18	2.6925	2.60%
Total Cost:			\$15,406.53	\$0.00	\$15,406.53		



Filters: Cost Center Name Not One Of DoNotReport; Billing Period Equal To 200910

# elpaso

Energy CAP

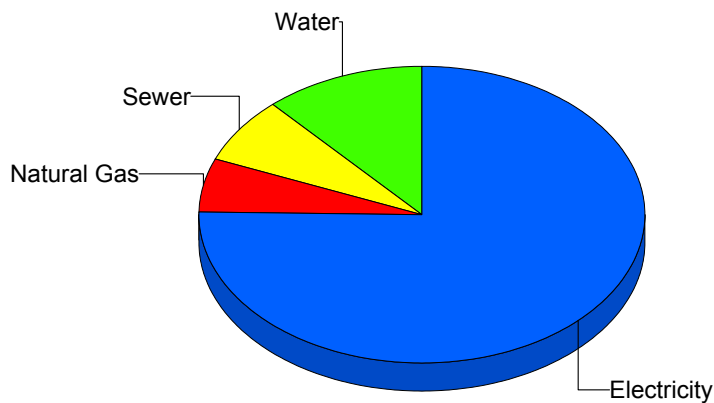
Cost Avoidance Program

## Cost Summary Graph

Grouped by Energy Type

Energy Type	Use	Units	Meter Cost	Special Charges	Total Cost	Avg Unit Cost	% of Total Cost
Site: NEWMAN ELEMENTARY - NEWMAN ELEMENTARY							
Electricity	27,937	KWH	\$3,889.57	\$0.00	\$3,889.57	0.1392	75.29%
Natural Gas	383	CCF	\$298.50	\$0.00	\$298.50	0.7794	5.78%
Water	325	CCF	\$599.97	\$0.00	\$599.97	1.8461	11.61%
Sewer	210	CCF	\$378.42	\$0.00	\$378.42	1.8020	7.32%
Total Cost:			\$5,166.46	\$0.00	\$5,166.46		

For NEWMAN  
ELEMENTARY



Electricity	75.3%
Natural Gas	5.8%
Sewer	7.3%
Water	11.6%
Total:	100.0%

Filters: Cost Center Name Not One Of DoNotReport; Billing Period Equal To 200910

# elpaso

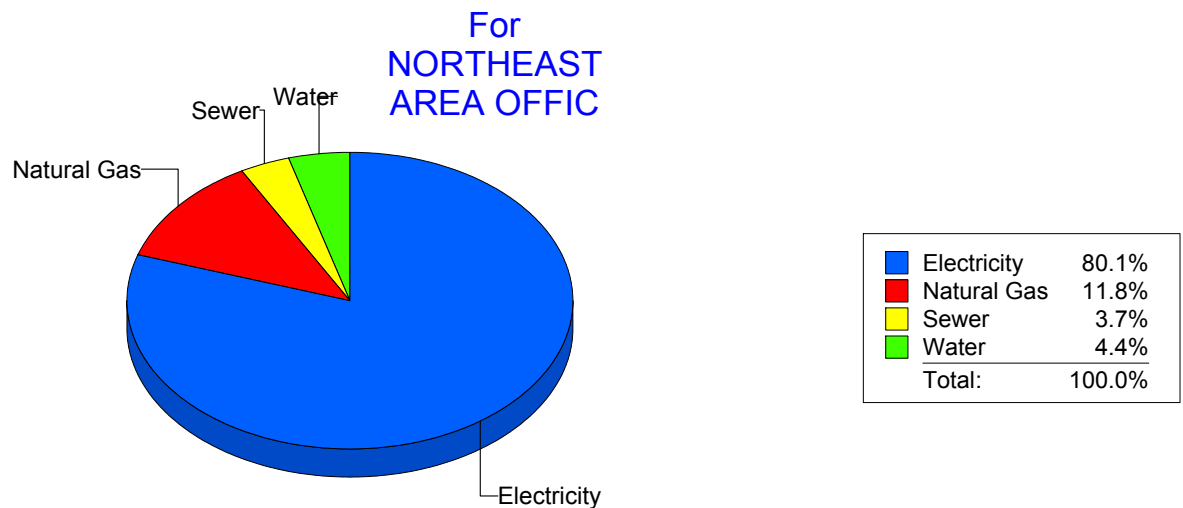
Energy CAP

Cost Avoidance Program

## Cost Summary Graph

Grouped by Energy Type

Energy Type	Use	Units	Meter Cost	Special Charges	Total Cost	Avg Unit Cost	% of Total Cost
Site: NORTHEAST AREA OFFIC - NORTHEAST AREA OFFIC							
Electricity	8,240	KWH	\$1,065.83	\$0.00	\$1,065.83	0.1293	80.11%
Natural Gas	127	CCF	\$156.48	\$0.00	\$156.48	1.2321	11.76%
Water	11	CCF	\$58.75	\$0.00	\$58.75	5.3409	4.42%
Sewer	7	CCF	\$49.33	\$0.00	\$49.33	7.0471	3.71%
Total Cost:			\$1,330.39	\$0.00	\$1,330.39		



Filters: Cost Center Name Not One Of DoNotReport; Billing Period Equal To 200910



# elpaso

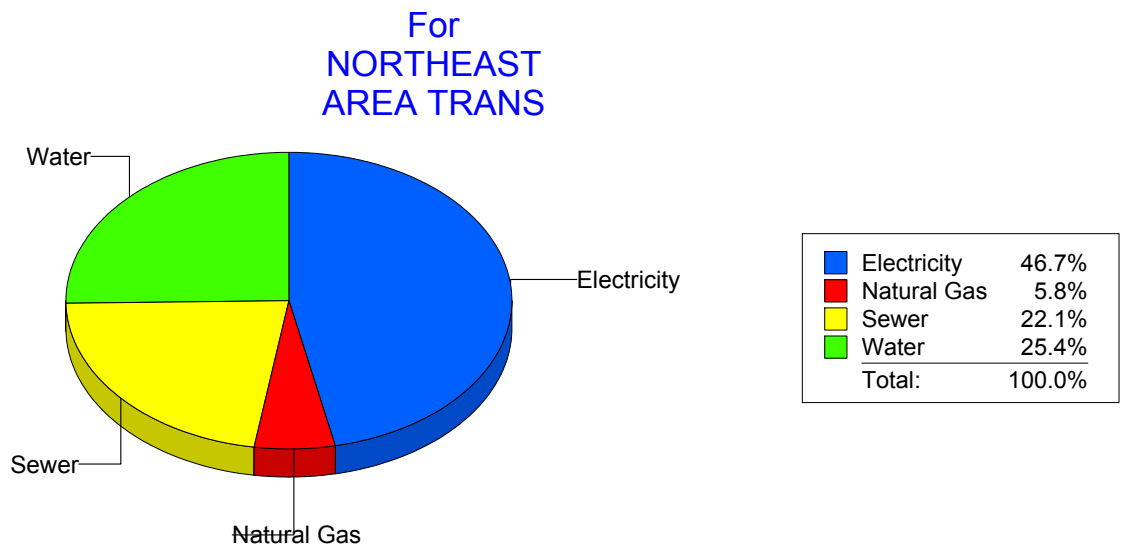
Energy CAP

Cost Avoidance Program

## Cost Summary Graph

Grouped by Energy Type

Energy Type	Use	Units	Meter Cost	Special Charges	Total Cost	Avg Unit Cost	% of Total Cost
Site: NORTHEAST AREA TRANS - NORTHEAST AREA TRANS							
Electricity	5,968	KWH	\$652.93	\$0.00	\$652.93	0.1094	46.72%
Natural Gas	34	CCF	\$81.64	\$0.00	\$81.64	2.4012	5.84%
Water	111	CCF	\$354.43	\$0.00	\$354.43	3.1931	25.36%
Sewer	76	CCF	\$308.47	\$0.00	\$308.47	4.0588	22.07%
Total Cost:			\$1,397.47	\$0.00	\$1,397.47		



Filters: Cost Center Name Not One Of DoNotReport; Billing Period Equal To 200910

# elpaso

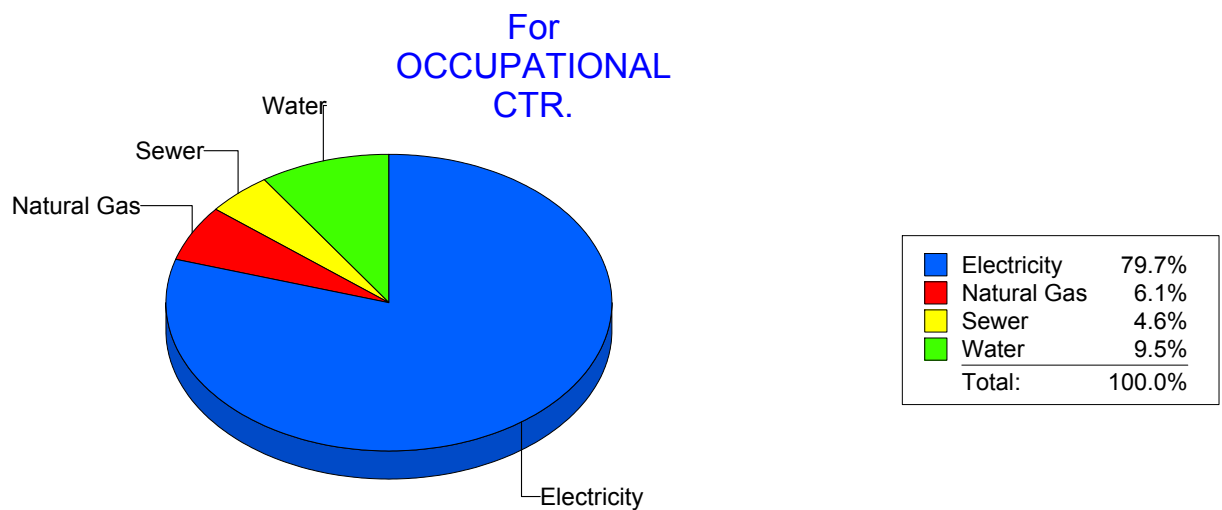
Energy CAP

Cost Avoidance Program

## Cost Summary Graph

Grouped by Energy Type

Energy Type	Use	Units	Meter Cost	Special Charges	Total Cost	Avg Unit Cost	% of Total Cost
Site: OCCUPATIONAL CTR. - OCCUPATIONAL CTR.							
Electricity	9,700	KWH	\$1,262.76	\$0.00	\$1,262.76	0.1302	79.73%
Natural Gas	136	CCF	\$96.99	\$0.00	\$96.99	0.7132	6.12%
Water	38	CCF	\$150.42	\$0.00	\$150.42	3.9584	9.50%
Sewer	19	CCF	\$73.61	\$0.00	\$73.61	3.8742	4.65%
Total Cost:			\$1,583.78	\$0.00	\$1,583.78		



Filters: Cost Center Name Not One Of DoNotReport; Billing Period Equal To 200910

# elpaso

Energy CAP

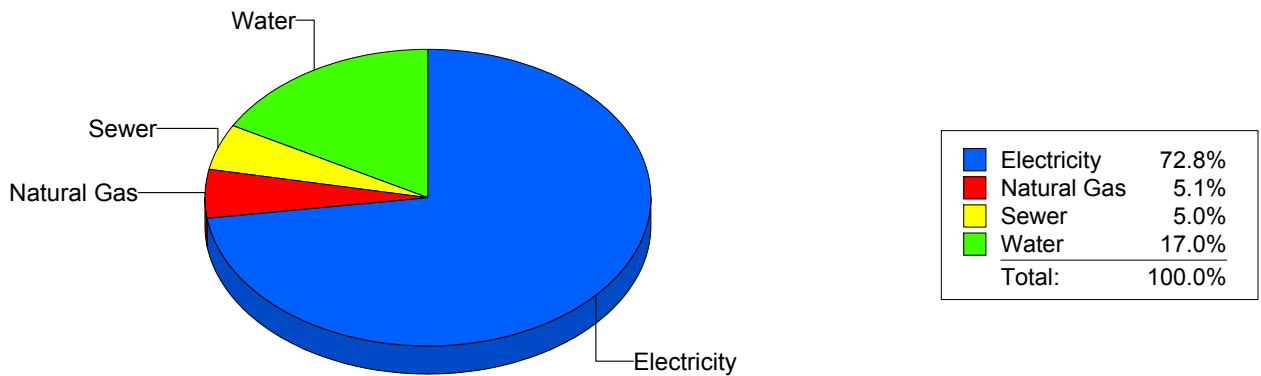
Cost Avoidance Program

## Cost Summary Graph

Grouped by Energy Type

Energy Type	Use	Units	Meter Cost	Special Charges	Total Cost	Avg Unit Cost	% of Total Cost
Site: PARK ELEMENTARY - PARK ELEMENTARY							
Electricity	29,309	KWH	\$4,628.02	\$0.00	\$4,628.02	0.1579	72.84%
Natural Gas	441	CCF	\$323.73	\$0.00	\$323.73	0.7341	5.10%
Water	345	CCF	\$1,083.29	\$0.00	\$1,083.29	3.1400	17.05%
Sewer	114	CCF	\$318.74	\$0.00	\$318.74	2.7960	5.02%
Total Cost:			\$6,353.78	\$0.00	\$6,353.78		

For PARK  
ELEMENTARY



Filters: Cost Center Name Not One Of DoNotReport; Billing Period Equal To 200910

# elpaso

Energy CAP

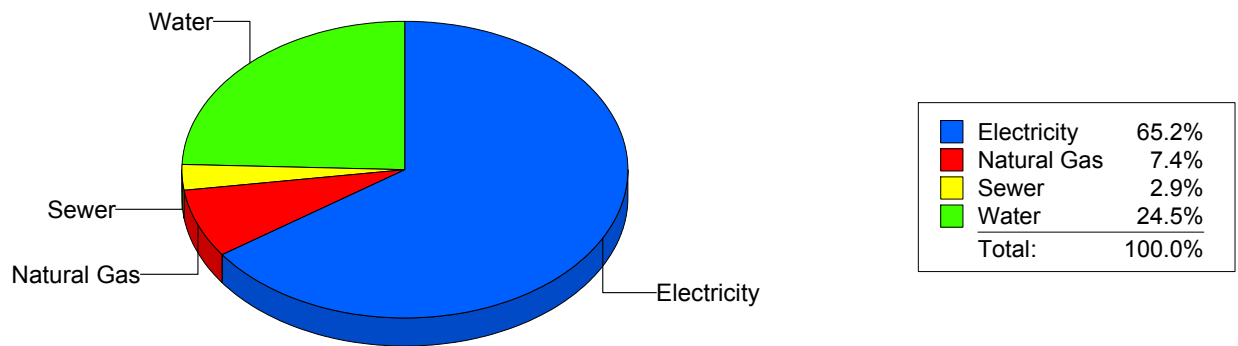
Cost Avoidance Program

## Cost Summary Graph

Grouped by Energy Type

Energy Type	Use	Units	Meter Cost	Special Charges	Total Cost	Avg Unit Cost	% of Total Cost
Site: PAUL MORENO - PAUL MORENO							
Electricity	66,000	KWH	\$7,304.80	\$0.00	\$7,304.80	0.1107	65.23%
Natural Gas	1,443	CCF	\$831.14	\$0.00	\$831.14	0.5760	7.42%
Water	653	CCF	\$2,739.07	\$0.00	\$2,739.07	4.1946	24.46%
Sewer	107	CCF	\$322.98	\$0.00	\$322.98	3.0185	2.88%
Total Cost:			\$11,197.99	\$0.00	\$11,197.99		

For PAUL  
MORENO



Filters: Cost Center Name Not One Of DoNotReport; Billing Period Equal To 200910

# elpaso

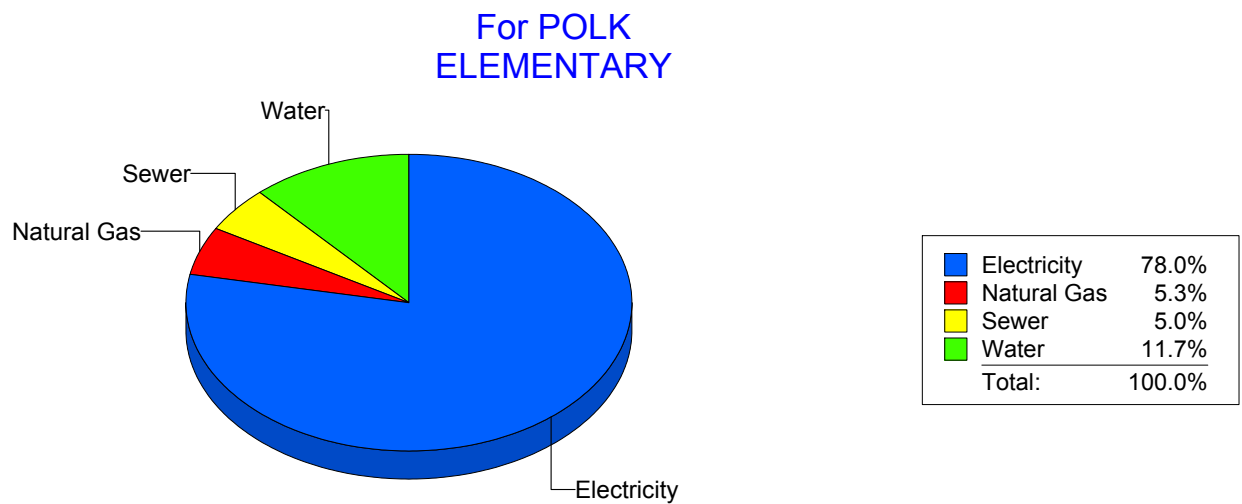
Energy CAP

Cost Avoidance Program

## Cost Summary Graph

Grouped by Energy Type

Energy Type	Use	Units	Meter Cost	Special Charges	Total Cost	Avg Unit Cost	% of Total Cost
Site: POLK ELEMENTARY - POLK ELEMENTARY							
Electricity	33,950	KWH	\$5,467.42	\$0.00	\$5,467.42	0.1610	77.97%
Natural Gas	577	CCF	\$372.05	\$0.00	\$372.05	0.6448	5.31%
Water	366	CCF	\$821.64	\$0.00	\$821.64	2.2449	11.72%
Sewer	168	CCF	\$350.97	\$0.00	\$350.97	2.0891	5.01%
Total Cost:			\$7,012.08	\$0.00	\$7,012.08		



Filters: Cost Center Name Not One Of DoNotReport; Billing Period Equal To 200910

# elpaso

Energy CAP

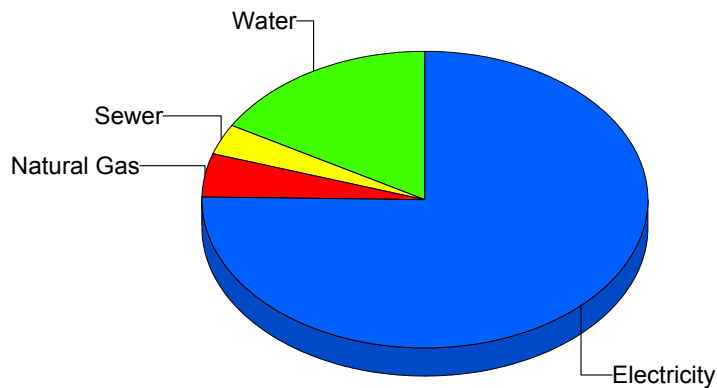
Cost Avoidance Program

## Cost Summary Graph

Grouped by Energy Type

Energy Type	Use	Units	Meter Cost	Special Charges	Total Cost	Avg Unit Cost	% of Total Cost
Site: PUTNAM ELEMENTARY - PUTNAM ELEMENTARY							
Electricity	34,503	KWH	\$5,126.30	\$0.00	\$5,126.30	0.1486	75.31%
Natural Gas	472	CCF	\$315.50	\$0.00	\$315.50	0.6684	4.63%
Water	409	CCF	\$1,132.37	\$0.00	\$1,132.37	2.7686	16.64%
Sewer	126	CCF	\$232.74	\$0.00	\$232.74	1.8471	3.42%
Total Cost:			\$6,806.91	\$0.00	\$6,806.91		

For PUTNAM  
ELEMENTARY



Electricity	75.3%
Natural Gas	4.6%
Sewer	3.4%
Water	16.6%
Total:	100.0%

Filters: Cost Center Name Not One Of DoNotReport; Billing Period Equal To 200910

# elpaso

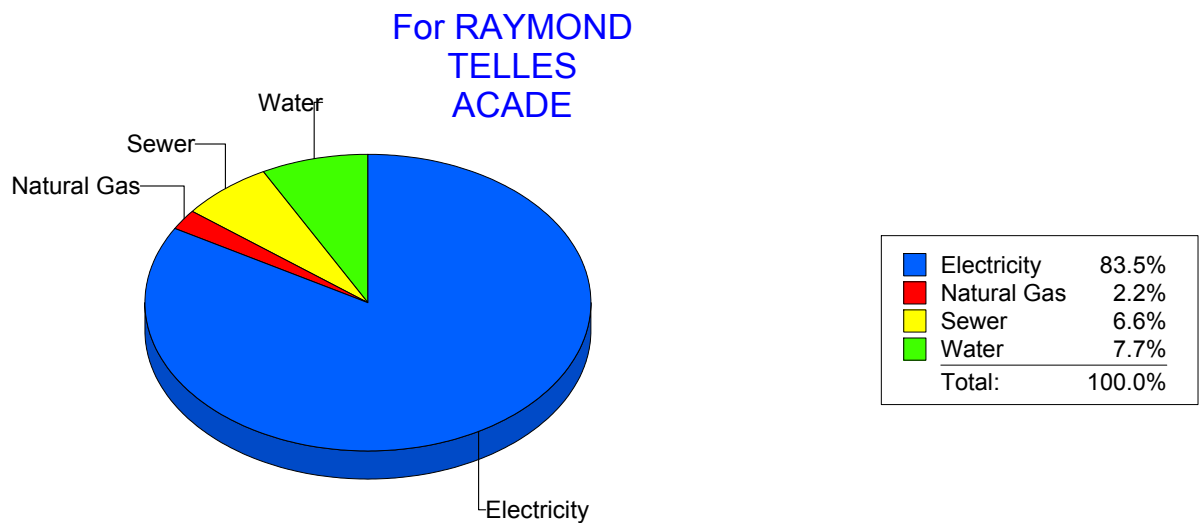
Energy CAP

Cost Avoidance Program

## Cost Summary Graph

Grouped by Energy Type

Energy Type	Use	Units	Meter Cost	Special Charges	Total Cost	Avg Unit Cost	% of Total Cost
Site: RAYMOND TELLES ACADE - RAYMOND TELLES ACADE							
Electricity	43,600	KWH	\$4,977.98	\$0.00	\$4,977.98	0.1142	83.46%
Natural Gas	199	CCF	\$131.74	\$0.00	\$131.74	0.6620	2.21%
Water	217	CCF	\$461.67	\$0.00	\$461.67	2.1275	7.74%
Sewer	201	CCF	\$392.88	\$0.00	\$392.88	1.9546	6.59%
Total Cost:			\$5,964.27	\$0.00	\$5,964.27		



Filters: Cost Center Name Not One Of DoNotReport; Billing Period Equal To 200910

# elpaso

Energy CAP

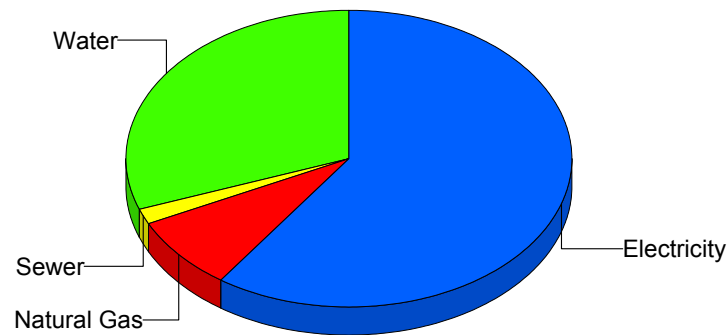
Cost Avoidance Program

## Cost Summary Graph

Grouped by Energy Type

Energy Type	Use	Units	Meter Cost	Special Charges	Total Cost	Avg Unit Cost	% of Total Cost
Site: RICHARDSON MIDDLE - RICHARDSON MIDDLE							
Electricity	95,100	KWH	\$11,563.75	\$0.00	\$11,563.75	0.1216	59.74%
Natural Gas	2,912	CCF	\$1,579.02	\$0.00	\$1,579.02	0.5422	8.16%
Water	1,321	CCF	\$5,908.50	\$0.00	\$5,908.50	4.4727	30.52%
Sewer	132	CCF	\$305.25	\$0.00	\$305.25	2.3125	1.58%
Total Cost:			\$19,356.52	\$0.00	\$19,356.52		

For  
RICHARDSON  
MIDDLE



Electricity	59.7%
Natural Gas	8.2%
Sewer	1.6%
Water	30.5%
Total:	100.0%

Filters: Cost Center Name Not One Of DoNotReport; Billing Period Equal To 200910



# elpaso

Energy CAP

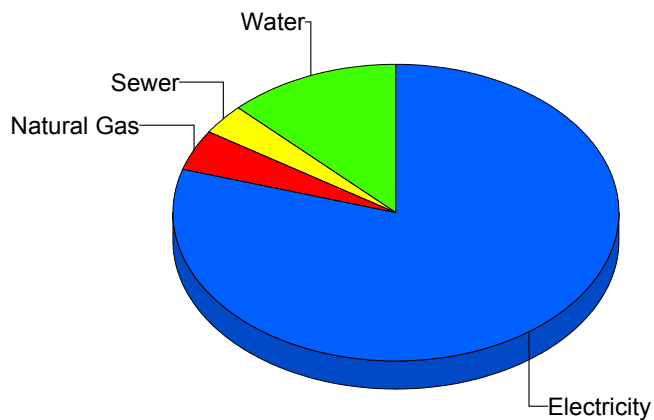
Cost Avoidance Program

## Cost Summary Graph

Grouped by Energy Type

Energy Type	Use	Units	Meter Cost	Special Charges	Total Cost	Avg Unit Cost	% of Total Cost
Site: RIVERA ELEMENTARY - RIVERA ELEMENTARY							
Electricity	59,100	KWH	\$7,037.26	\$0.00	\$7,037.26	0.1191	79.65%
Natural Gas	652	CCF	\$409.73	\$0.00	\$409.73	0.6284	4.64%
Water	400	CCF	\$1,101.04	\$0.00	\$1,101.04	2.7526	12.46%
Sewer	118	CCF	\$287.47	\$0.00	\$287.47	2.4362	3.25%
Total Cost:			\$8,835.50	\$0.00	\$8,835.50		

For RIVERA  
ELEMENTARY



Electricity	79.6%
Natural Gas	4.6%
Sewer	3.3%
Water	12.5%
Total:	100.0%

Filters: Cost Center Name Not One Of DoNotReport; Billing Period Equal To 200910

# elpaso

Energy CAP

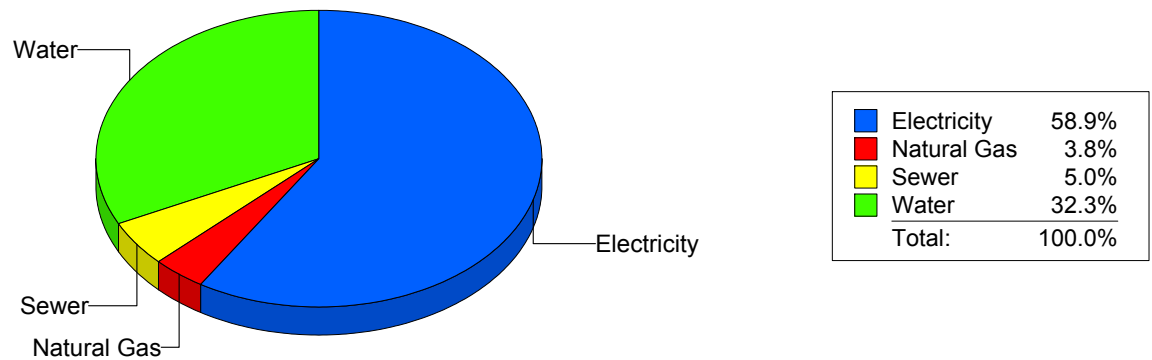
Cost Avoidance Program

## Cost Summary Graph

Grouped by Energy Type

Energy Type	Use	Units	Meter Cost	Special Charges	Total Cost	Avg Unit Cost	% of Total Cost
Site: ROBERTS ELEMENTARY - ROBERTS ELEMENTARY							
Electricity	44,011	KWH	\$5,339.12	\$0.00	\$5,339.12	0.1213	58.90%
Natural Gas	530	CCF	\$343.71	\$0.00	\$343.71	0.6485	3.79%
Water	936	CCF	\$2,925.88	\$0.00	\$2,925.88	3.1259	32.28%
Sewer	243	CCF	\$456.33	\$0.00	\$456.33	1.8779	5.03%
Total Cost:			\$9,065.04	\$0.00	\$9,065.04		

For ROBERTS  
ELEMENTARY



Filters: Cost Center Name Not One Of DoNotReport; Billing Period Equal To 200910

# elpaso

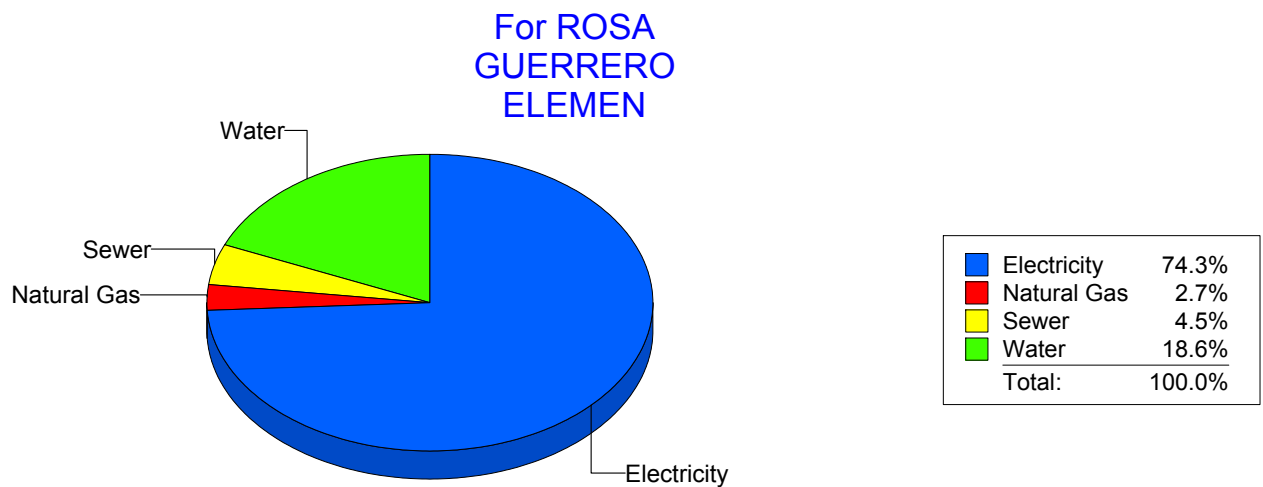
Energy CAP

Cost Avoidance Program

## Cost Summary Graph

Grouped by Energy Type

Energy Type	Use	Units	Meter Cost	Special Charges	Total Cost	Avg Unit Cost	% of Total Cost
Site: ROSA GUERRERO ELEMEN - ROSA GUERRERO ELEMEN							
Electricity	44,680	KWH	\$6,501.23	\$0.00	\$6,501.23	0.1455	74.26%
Natural Gas	325	CCF	\$234.62	\$0.00	\$234.62	0.7219	2.68%
Water	643	CCF	\$1,626.08	\$0.00	\$1,626.08	2.5289	18.57%
Sewer	152	CCF	\$392.89	\$0.00	\$392.89	2.5848	4.49%
Total Cost:			\$8,754.82	\$0.00	\$8,754.82		



Filters: Cost Center Name Not One Of DoNotReport; Billing Period Equal To 200910

# elpaso

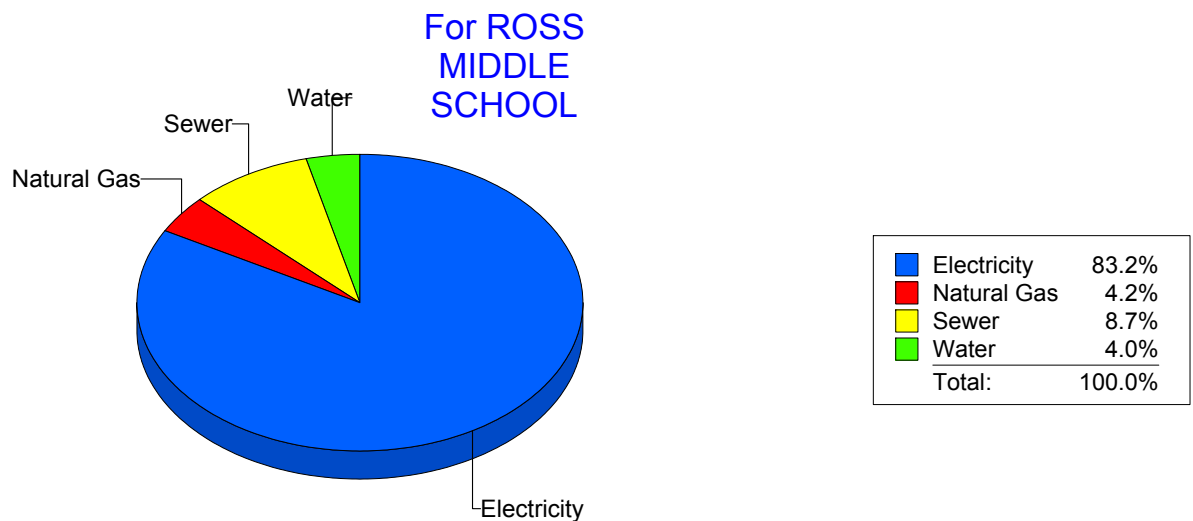
Energy CAP

Cost Avoidance Program

## Cost Summary Graph

Grouped by Energy Type

Energy Type	Use	Units	Meter Cost	Special Charges	Total Cost	Avg Unit Cost	% of Total Cost
Site: ROSS MIDDLE SCHOOL - ROSS MIDDLE SCHOOL							
Electricity	54,035	KWH	\$6,748.29	\$0.00	\$6,748.29	0.1249	83.15%
Natural Gas	576	CCF	\$338.13	\$0.00	\$338.13	0.5870	4.17%
Water	136	CCF	\$322.39	\$0.00	\$322.39	2.3705	3.97%
Sewer	448	CCF	\$706.57	\$0.00	\$706.57	1.5772	8.71%
Total Cost:			\$8,115.38	\$0.00	\$8,115.38		



Filters: Cost Center Name Not One Of DoNotReport; Billing Period Equal To 200910

# elpaso

Energy CAP

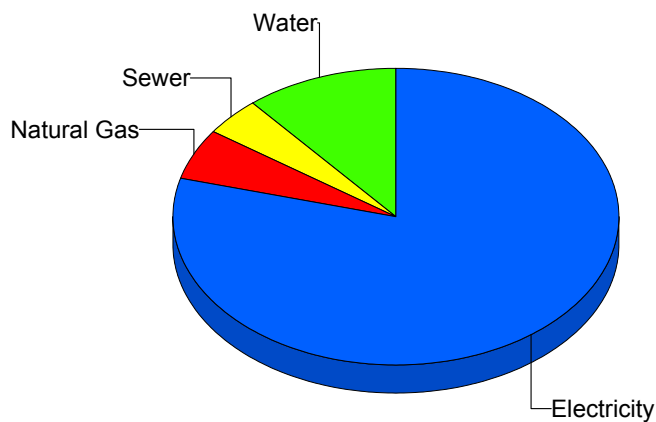
Cost Avoidance Program

## Cost Summary Graph

Grouped by Energy Type

Energy Type	Use	Units	Meter Cost	Special Charges	Total Cost	Avg Unit Cost	% of Total Cost
Site: RUSK ELEMENTARY - RUSK ELEMENTARY							
Electricity	27,116	KWH	\$3,443.56	\$0.00	\$3,443.56	0.1270	79.26%
Natural Gas	330	CCF	\$233.72	\$0.00	\$233.72	0.7082	5.38%
Water	203	CCF	\$484.68	\$0.00	\$484.68	2.3876	11.16%
Sewer	87	CCF	\$182.84	\$0.00	\$182.84	2.1016	4.21%
Total Cost:			\$4,344.80	\$0.00	\$4,344.80		

For RUSK  
ELEMENTARY



Electricity	79.3%
Natural Gas	5.4%
Sewer	4.2%
Water	11.2%
Total:	100.0%

Filters: Cost Center Name Not One Of DoNotReport; Billing Period Equal To 200910

# elpaso

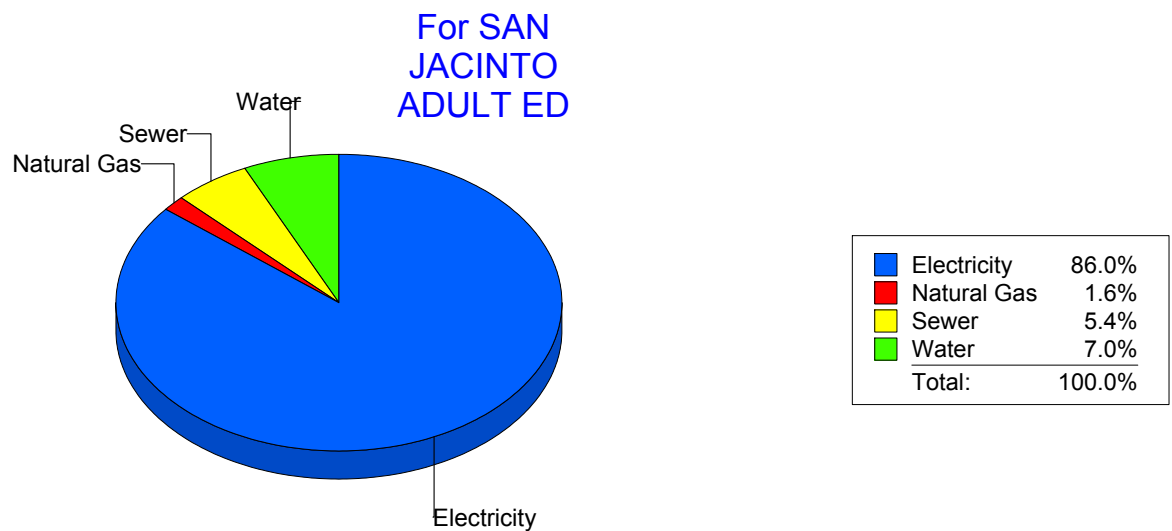
Energy CAP

Cost Avoidance Program

## Cost Summary Graph

Grouped by Energy Type

Energy Type	Use	Units	Meter Cost	Special Charges	Total Cost	Avg Unit Cost	% of Total Cost
Site: SAN JACINTO ADULT ED - SAN JACINTO ADULT ED							
Electricity	10,400	KWH	\$1,831.10	\$0.00	\$1,831.10	0.1761	85.96%
Natural Gas	1	CCF	\$33.97	\$0.00	\$33.97	33.9700	1.59%
Water	60	CCF	\$149.63	\$0.00	\$149.63	2.4938	7.02%
Sewer	42	CCF	\$115.58	\$0.00	\$115.58	2.7519	5.43%
Total Cost:			\$2,130.28	\$0.00	\$2,130.28		



Filters: Cost Center Name Not One Of DoNotReport; Billing Period Equal To 200910

**elpaso**

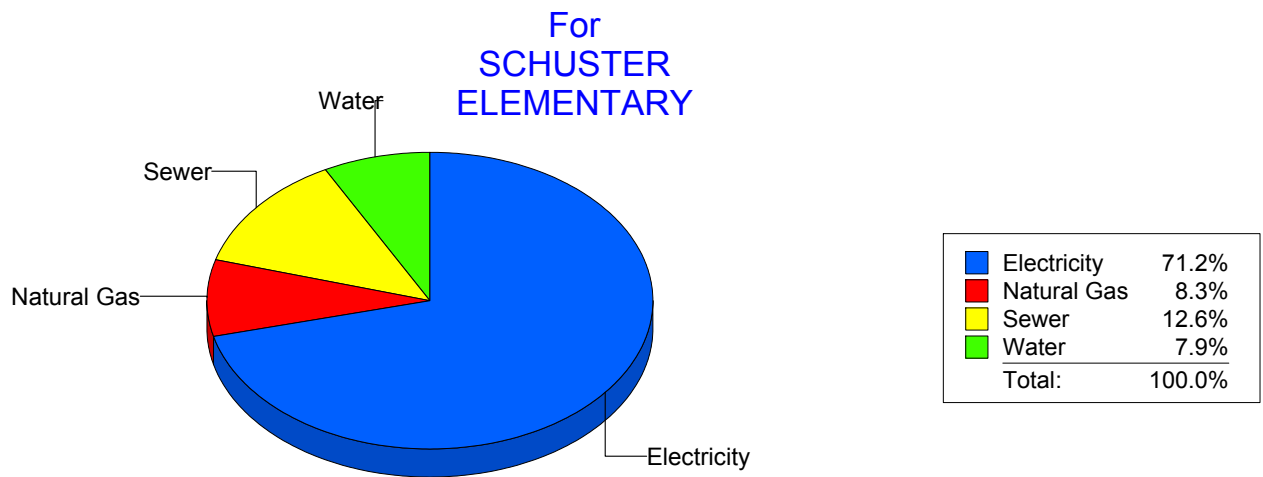
Energy CAP

Cost Avoidance Program

**Cost Summary Graph**

Grouped by Energy Type

Energy Type	Use	Units	Meter Cost	Special Charges	Total Cost	Avg Unit Cost	% of Total Cost
Site: SCHUSTER ELEMENTARY - SCHUSTER ELEMENTARY							
Electricity	16,880	KWH	\$2,065.17	\$0.00	\$2,065.17	0.1223	71.21%
Natural Gas	395	CCF	\$239.85	\$0.00	\$239.85	0.6072	8.27%
Water	115	CCF	\$229.38	\$0.00	\$229.38	1.9946	7.91%
Sewer	239	CCF	\$365.77	\$0.00	\$365.77	1.5304	12.61%
Total Cost:			\$2,900.17	\$0.00	\$2,900.17		



Filters: Cost Center Name Not One Of DoNotReport; Billing Period Equal To 200910

elpaso

Energy CAP

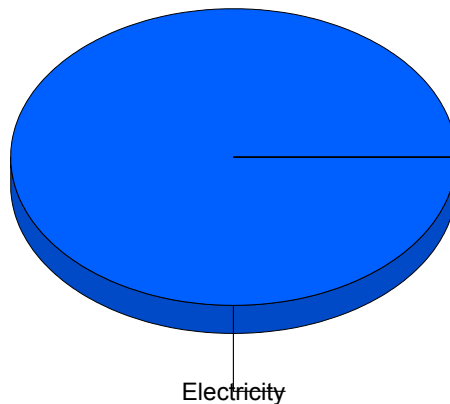
Cost Avoidance Program

## Cost Summary Graph

Grouped by Energy Type

Energy Type	Use	Units	Meter Cost	Special Charges	Total Cost	Avg Unit Cost	% of Total Cost
Site: SKYPARKIB1 - Sky Park I B1							
Electricity	1,466	KWH	\$224.11	\$0.00	\$224.11	0.1529	100.00%
Total Cost:			\$224.11	\$0.00	\$224.11		

For Sky Park I  
B1



■ Electricity	100.0%
Total:	100.0%

Filters: Cost Center Name Not One Of DoNotReport; Billing Period Equal To 200910



elpaso

Energy CAP

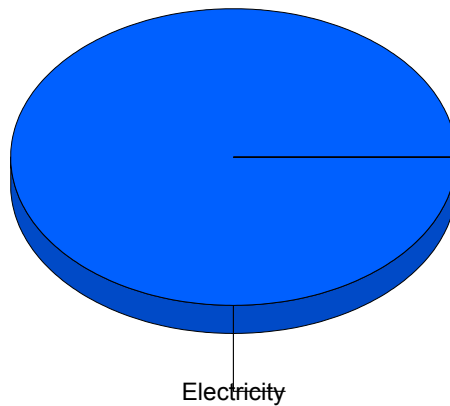
Cost Avoidance Program

## Cost Summary Graph

Grouped by Energy Type

Energy Type	Use	Units	Meter Cost	Special Charges	Total Cost	Avg Unit Cost	% of Total Cost
Site: SKYPARK - Skypark							
Electricity	1,841	KWH	\$280.01	\$0.00	\$280.01	0.1521	100.00%
Total Cost:			\$280.01	\$0.00	\$280.01		

For Skypark



■ Electricity	100.0%
Total:	100.0%

Filters: Cost Center Name Not One Of DoNotReport; Billing Period Equal To 200910

# elpaso

Energy CAP

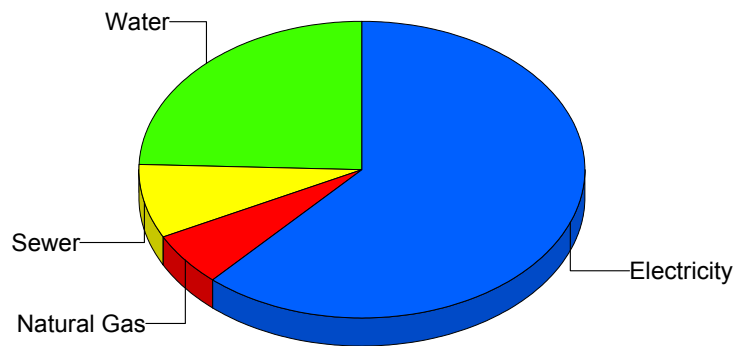
Cost Avoidance Program

## Cost Summary Graph

Grouped by Energy Type

Energy Type	Use	Units	Meter Cost	Special Charges	Total Cost	Avg Unit Cost	% of Total Cost
Site: STANTON ELEMENTARY - STANTON ELEMENTARY							
Electricity	27,623	KWH	\$4,079.71	\$0.00	\$4,079.71	0.1477	61.53%
Natural Gas	630	CCF	\$400.30	\$0.00	\$400.30	0.6354	6.04%
Water	756	CCF	\$1,628.19	\$0.00	\$1,628.19	2.1537	24.56%
Sewer	323	CCF	\$521.93	\$0.00	\$521.93	1.6159	7.87%
Total Cost:			\$6,630.13	\$0.00	\$6,630.13		

For STANTON  
ELEMENTARY



Electricity	61.5%
Natural Gas	6.0%
Sewer	7.9%
Water	24.6%
Total:	100.0%

Filters: Cost Center Name Not One Of DoNotReport; Billing Period Equal To 200910

# elpaso

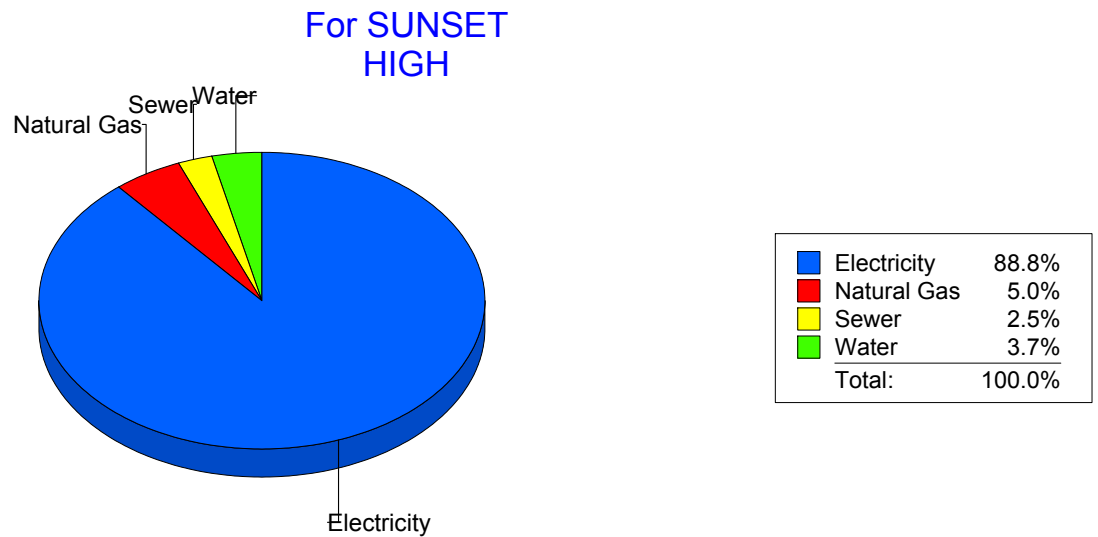
Energy CAP

Cost Avoidance Program

## Cost Summary Graph

Grouped by Energy Type

Energy Type	Use	Units	Meter Cost	Special Charges	Total Cost	Avg Unit Cost	% of Total Cost
Site: SUNSET HIGH - SUNSET HIGH							
Electricity	26,040	KWH	\$3,349.90	\$0.00	\$3,349.90	0.1286	88.83%
Natural Gas	299	CCF	\$186.74	\$0.00	\$186.74	0.6245	4.95%
Water	47	CCF	\$140.53	\$0.00	\$140.53	2.9900	3.73%
Sewer	25	CCF	\$93.99	\$0.00	\$93.99	3.7596	2.49%
Total Cost:			\$3,771.16	\$0.00	\$3,771.16		



Filters: Cost Center Name Not One Of DoNotReport; Billing Period Equal To 200910

# elpaso

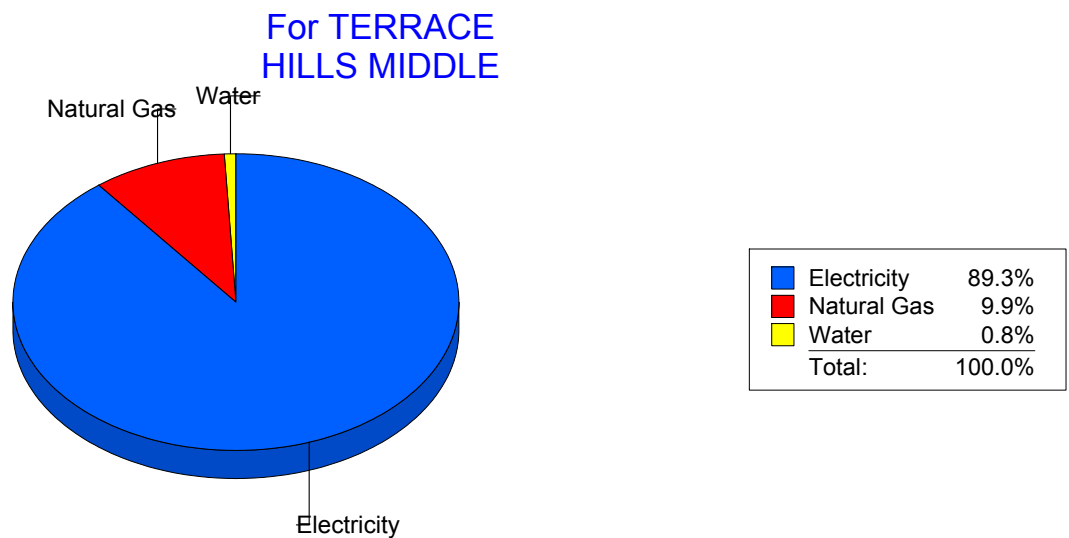
Energy CAP

Cost Avoidance Program

## Cost Summary Graph

Grouped by Energy Type

Energy Type	Use	Units	Meter Cost	Special Charges	Total Cost	Avg Unit Cost	% of Total Cost
Site: TERRACE HILLS MIDDLE - TERRACE HILLS MIDDLE							
Electricity	37,200	KWH	\$4,180.86	\$0.00	\$4,180.86	0.1124	89.34%
Natural Gas	759	CCF	\$462.45	\$0.00	\$462.45	0.6093	9.88%
Water	0	CCF	\$36.36	\$0.00	\$36.36	0.0000	0.78%
Total Cost:			\$4,679.67	\$0.00	\$4,679.67		



Filters: Cost Center Name Not One Of DoNotReport; Billing Period Equal To 200910

# elpaso

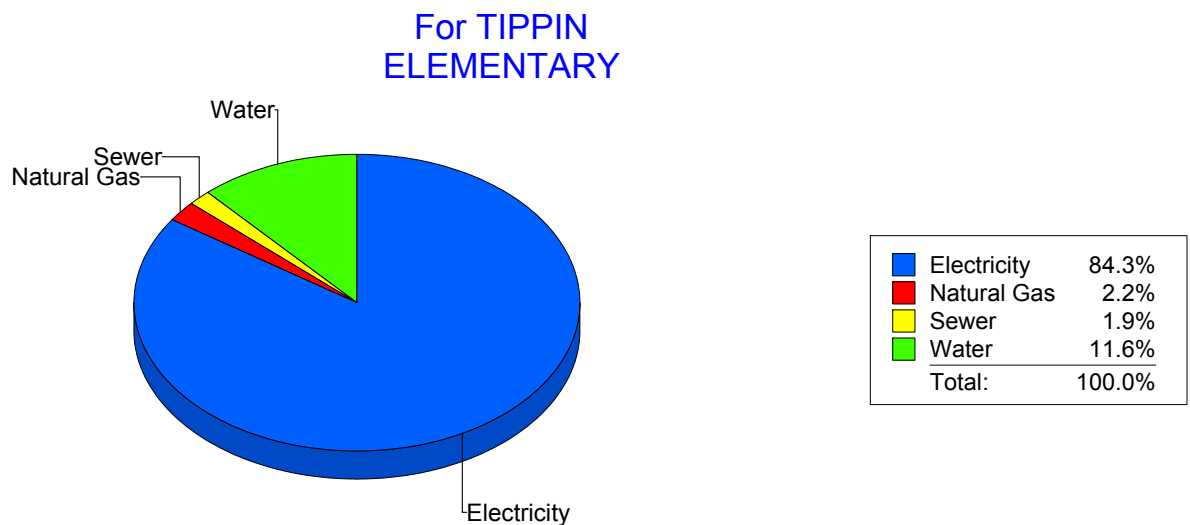
Energy CAP

Cost Avoidance Program

## Cost Summary Graph

Grouped by Energy Type

Energy Type	Use	Units	Meter Cost	Special Charges	Total Cost	Avg Unit Cost	% of Total Cost
Site: TIPPIN - TIPPIN ELEMENTARY							
Electricity	80,280	KWH	\$10,413.15	\$0.00	\$10,413.15	0.1297	84.31%
Natural Gas	463	CCF	\$277.36	\$0.00	\$277.36	0.5990	2.25%
Water	338	CCF	\$1,427.39	\$0.00	\$1,427.39	4.2230	11.56%
Sewer	75	CCF	\$232.86	\$0.00	\$232.86	3.1048	1.89%
Total Cost:			\$12,350.76	\$0.00	\$12,350.76		



Filters: Cost Center Name Not One Of DoNotReport; Billing Period Equal To 200910

# elpaso

Energy CAP

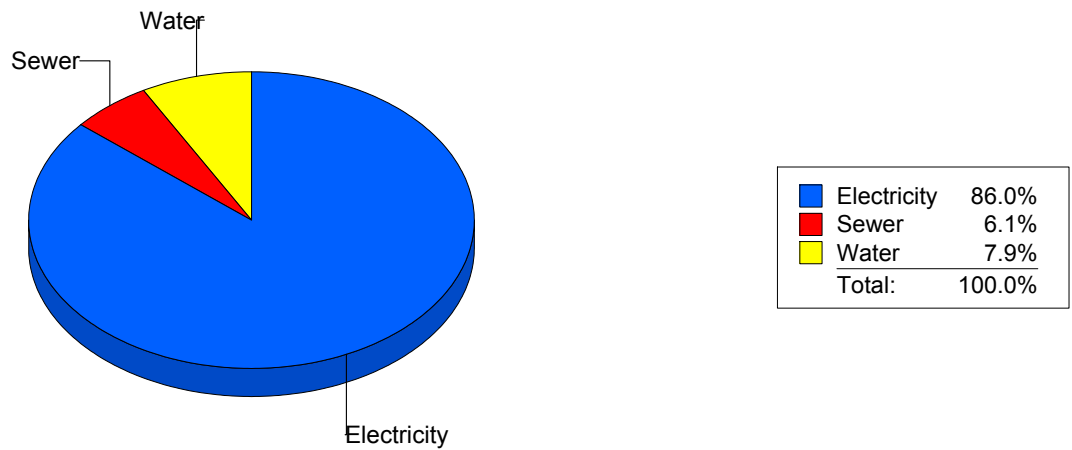
Cost Avoidance Program

## Cost Summary Graph

Grouped by Energy Type

Energy Type	Use	Units	Meter Cost	Special Charges	Total Cost	Avg Unit Cost	% of Total Cost
Site: 178 - Tom Lea							
Electricity	84,720	KWH	\$22,189.77	\$0.00	\$22,189.77	0.2619	85.99%
Water	477	CCF	\$2,043.75	\$0.00	\$2,043.75	4.2846	7.92%
Sewer	870	CCF	\$1,570.79	\$0.00	\$1,570.79	1.8055	6.09%
Total Cost:			\$25,804.31	\$0.00	\$25,804.31		

For Tom Lea



Filters: Cost Center Name Not One Of DoNotReport; Billing Period Equal To 200910

# elpaso

Energy CAP

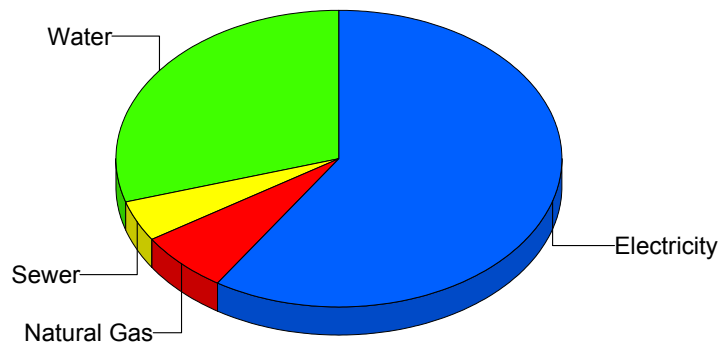
Cost Avoidance Program

## Cost Summary Graph

Grouped by Energy Type

Energy Type	Use	Units	Meter Cost	Special Charges	Total Cost	Avg Unit Cost	% of Total Cost
Site: TRAVIS ELEMENTARY SC - TRAVIS ELEMENTARY SC							
Electricity	28,034	KWH	\$3,369.95	\$0.00	\$3,369.95	0.1202	59.21%
Natural Gas	581	CCF	\$372.19	\$0.00	\$372.19	0.6406	6.54%
Water	487	CCF	\$1,694.27	\$0.00	\$1,694.27	3.4790	29.77%
Sewer	113	CCF	\$255.23	\$0.00	\$255.23	2.2587	4.48%
Total Cost:			\$5,691.64	\$0.00	\$5,691.64		

For TRAVIS  
ELEMENTARY  
SC



Electricity	59.2%
Natural Gas	6.5%
Sewer	4.5%
Water	29.8%
Total:	100.0%

Filters: Cost Center Name Not One Of DoNotReport; Billing Period Equal To 200910

# elpaso

Energy CAP

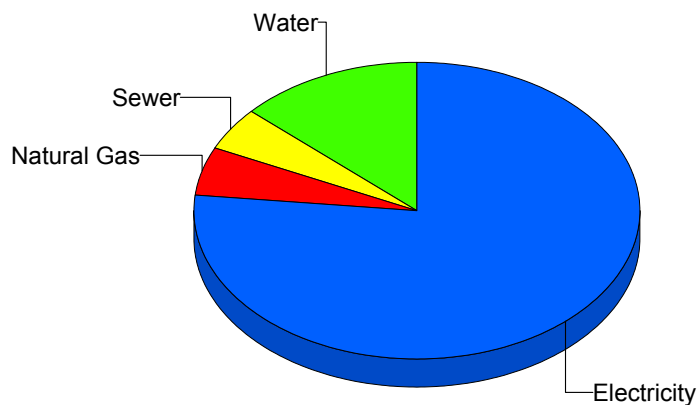
Cost Avoidance Program

## Cost Summary Graph

Grouped by Energy Type

Energy Type	Use	Units	Meter Cost	Special Charges	Total Cost	Avg Unit Cost	% of Total Cost
Site: VILAS ELEMENTARY - VILAS ELEMENTARY							
Electricity	40,575	KWH	\$5,993.71	\$0.00	\$5,993.71	0.1477	76.77%
Natural Gas	505	CCF	\$397.28	\$0.00	\$397.28	0.7867	5.09%
Water	285	CCF	\$1,041.58	\$0.00	\$1,041.58	3.6547	13.34%
Sewer	91	CCF	\$374.64	\$0.00	\$374.64	4.1169	4.80%
Total Cost:			\$7,807.21	\$0.00	\$7,807.21		

For VILAS  
ELEMENTARY



Electricity	76.8%
Natural Gas	5.1%
Sewer	4.8%
Water	13.3%
Total:	100.0%

Filters: Cost Center Name Not One Of DoNotReport; Billing Period Equal To 200910



# elpaso

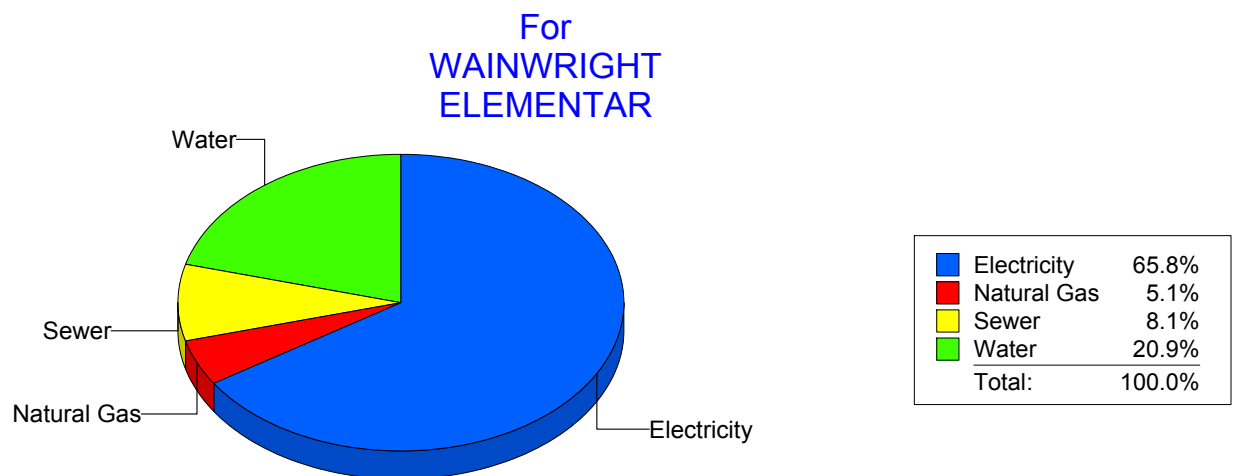
Energy CAP

Cost Avoidance Program

## Cost Summary Graph

Grouped by Energy Type

Energy Type	Use	Units	Meter Cost	Special Charges	Total Cost	Avg Unit Cost	% of Total Cost
Site: WAINWRIGHT ELEMENTAR - WAINWRIGHT ELEMENTAR							
Electricity	7,052	KWH	\$1,376.12	\$0.00	\$1,376.12	0.1951	65.84%
Natural Gas	14	CCF	\$106.26	\$0.00	\$106.26	7.5900	5.08%
Water	75	CCF	\$437.67	\$0.00	\$437.67	5.8356	20.94%
Sewer	28	CCF	\$170.15	\$0.00	\$170.15	6.0768	8.14%
Total Cost:			\$2,090.20	\$0.00	\$2,090.20		



Filters: Cost Center Name Not One Of DoNotReport; Billing Period Equal To 200910

# elpaso

Energy CAP

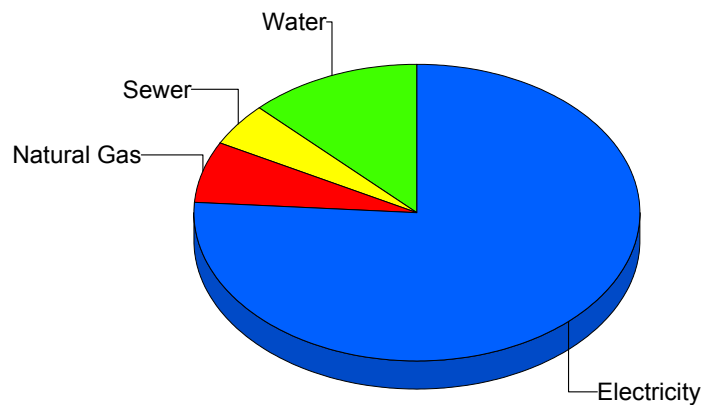
Cost Avoidance Program

## Cost Summary Graph

Grouped by Energy Type

Energy Type	Use	Units	Meter Cost	Special Charges	Total Cost	Avg Unit Cost	% of Total Cost
Site: WESTERN HILLS ELEMEN - WESTERN HILLS ELEMEN							
Electricity	54,960	KWH	\$6,538.72	\$0.00	\$6,538.72	0.1190	76.20%
Natural Gas	1,012	CCF	\$569.73	\$0.00	\$569.73	0.5630	6.64%
Water	383	CCF	\$1,067.69	\$0.00	\$1,067.69	2.7877	12.44%
Sewer	68	CCF	\$405.26	\$0.00	\$405.26	5.9597	4.72%
Total Cost:			\$8,581.40	\$0.00	\$8,581.40		

For WESTERN  
HILLS ELEMEN



Electricity	76.2%
Natural Gas	6.6%
Sewer	4.7%
Water	12.4%
Total:	100.0%

Filters: Cost Center Name Not One Of DoNotReport; Billing Period Equal To 200910

elpaso

Energy CAP

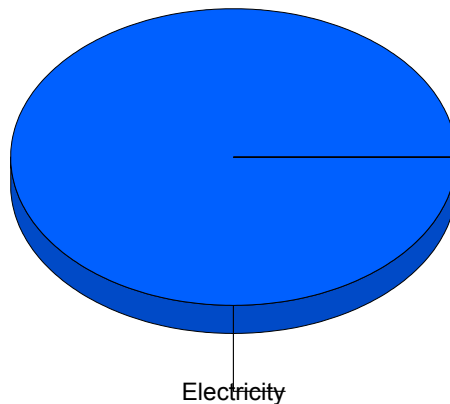
Cost Avoidance Program

## Cost Summary Graph

Grouped by Energy Type

Energy Type	Use	Units	Meter Cost	Special Charges	Total Cost	Avg Unit Cost	% of Total Cost
Site: WESTSIDE TRANSPORTAT - WESTSIDE TRANSPORTAT							
Electricity		2,130 KWH	\$352.05	\$0.00	\$352.05	0.1653	100.00%
Total Cost:			\$352.05	\$0.00	\$352.05		

For WESTSIDE  
TRANSPORTAT



■ Electricity	100.0%
Total:	100.0%

Filters: Cost Center Name Not One Of DoNotReport; Billing Period Equal To 200910

# elpaso

Energy CAP

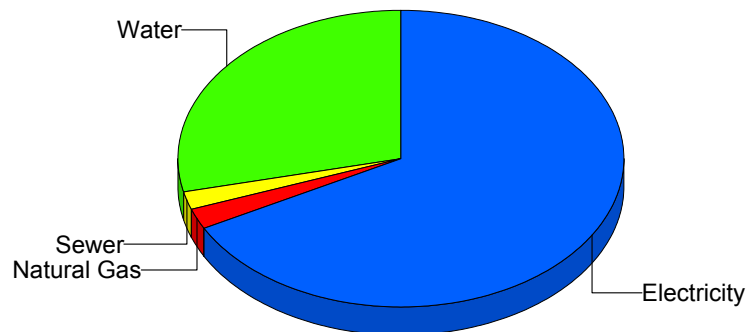
Cost Avoidance Program

## Cost Summary Graph

Grouped by Energy Type

Energy Type	Use	Units	Meter Cost	Special Charges	Total Cost	Avg Unit Cost	% of Total Cost
Site: WHITAKER ELEMENTARY - WHITAKER ELEMENTARY							
Electricity	72,840	KWH	\$9,503.35	\$0.00	\$9,503.35	0.1305	67.21%
Natural Gas	560	CCF	\$329.63	\$0.00	\$329.63	0.5886	2.33%
Water	1,771	CCF	\$4,035.18	\$0.00	\$4,035.18	2.2785	28.54%
Sewer	105	CCF	\$270.96	\$0.00	\$270.96	2.5806	1.92%
Total Cost:			\$14,139.12	\$0.00	\$14,139.12		

For WHITAKER  
ELEMENTARY



Electricity	67.2%
Natural Gas	2.3%
Sewer	1.9%
Water	28.5%
Total:	100.0%

Filters: Cost Center Name Not One Of DoNotReport; Billing Period Equal To 200910

# elpaso

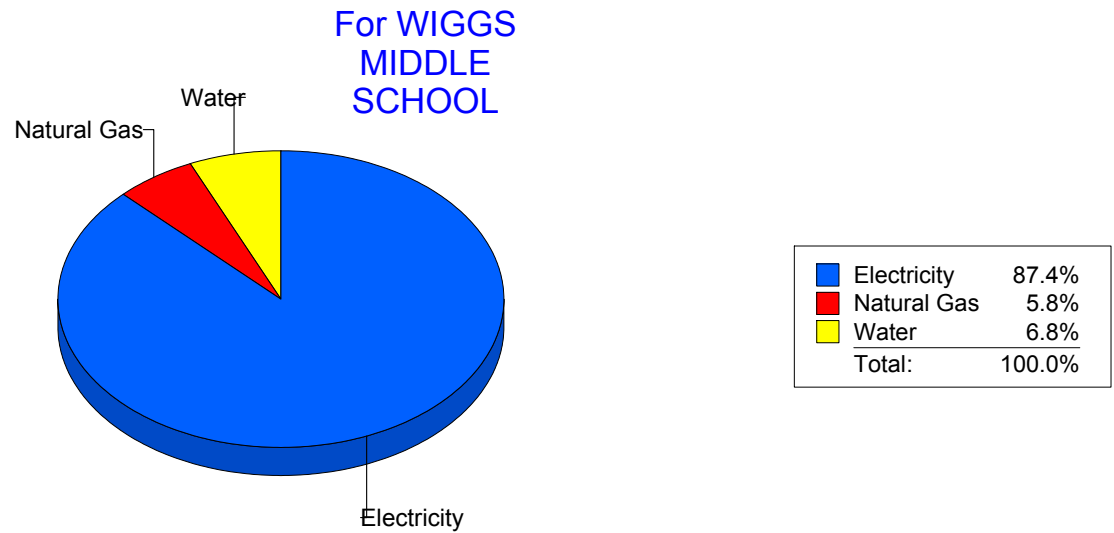
Energy CAP

Cost Avoidance Program

## Cost Summary Graph

Grouped by Energy Type

Energy Type	Use	Units	Meter Cost	Special Charges	Total Cost	Avg Unit Cost	% of Total Cost
Site: WIGGS MIDDLE SCHOOL - WIGGS MIDDLE SCHOOL							
Electricity	59,240	KWH	\$6,985.64	\$0.00	\$6,985.64	0.1179	87.43%
Natural Gas	815	CCF	\$465.09	\$0.00	\$465.09	0.5707	5.82%
Water	187	CCF	\$539.43	\$0.00	\$539.43	2.8847	6.75%
Total Cost:			\$7,990.16	\$0.00	\$7,990.16		



Filters: Cost Center Name Not One Of DoNotReport; Billing Period Equal To 200910

# elpaso

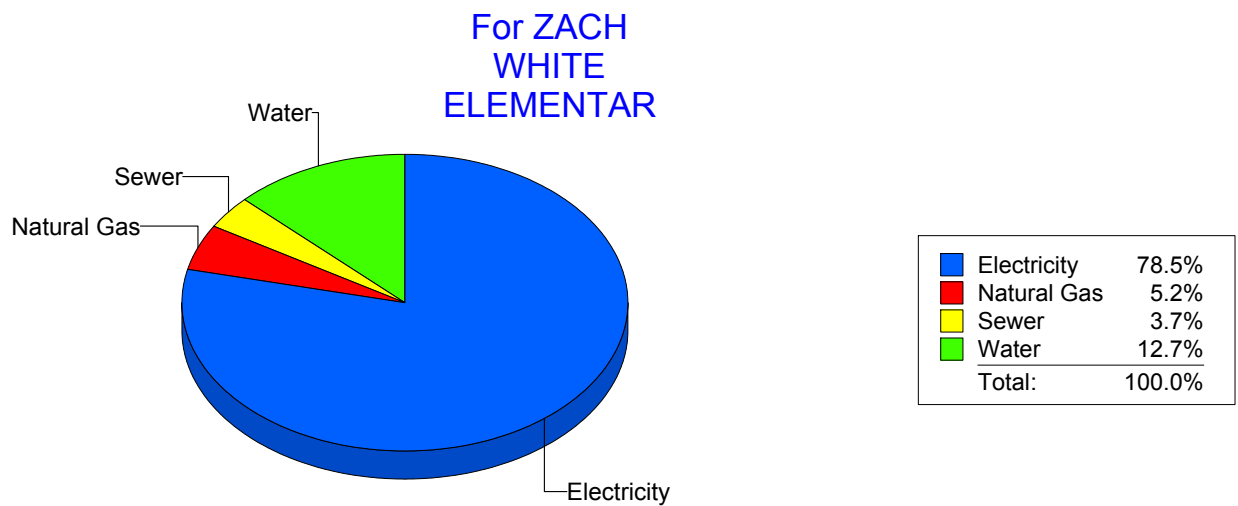
Energy CAP

Cost Avoidance Program

## Cost Summary Graph

Grouped by Energy Type

Energy Type	Use	Units	Meter Cost	Special Charges	Total Cost	Avg Unit Cost	% of Total Cost
Site: ZACH WHITE ELEMENTAR - ZACH WHITE ELEMENTAR							
Electricity	62,700	KWH	\$7,656.28	\$0.00	\$7,656.28	0.1221	78.47%
Natural Gas	824	CCF	\$502.99	\$0.00	\$502.99	0.6104	5.16%
Water	411	CCF	\$1,238.48	\$0.00	\$1,238.48	3.0133	12.69%
Sewer	76	CCF	\$358.61	\$0.00	\$358.61	4.7186	3.68%
Total Cost:			\$9,756.36	\$0.00	\$9,756.36		



Filters: Cost Center Name Not One Of DoNotReport; Billing Period Equal To 200910

# elpaso

Energy CAP

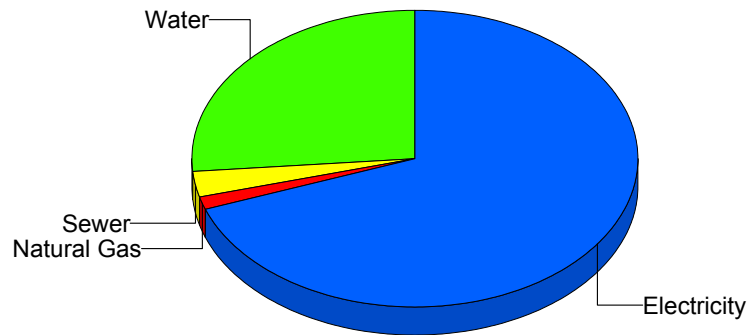
Cost Avoidance Program

## Cost Summary Graph

Grouped by Energy Type

Energy Type	Use	Units	Meter Cost	Special Charges	Total Cost	Avg Unit Cost	% of Total Cost
Site: ZAVALA ELEMENTARY SC - ZAVALA ELEMENTARY SC							
Electricity	29,503	KWH	\$3,150.23	\$0.00	\$3,150.23	0.1068	69.48%
Natural Gas	61	CCF	\$60.06	\$0.00	\$60.06	0.9846	1.32%
Water	293	CCF	\$1,200.66	\$0.00	\$1,200.66	4.0978	26.48%
Sewer	48	CCF	\$123.20	\$0.00	\$123.20	2.5667	2.72%
Total Cost:			\$4,534.15	\$0.00	\$4,534.15		

For ZAVALA  
ELEMENTARY  
SC



Electricity	69.5%
Natural Gas	1.3%
Sewer	2.7%
Water	26.5%
Total:	100.0%

Filters: Cost Center Name Not One Of DoNotReport; Billing Period Equal To 200910

# elpaso

Energy CAP

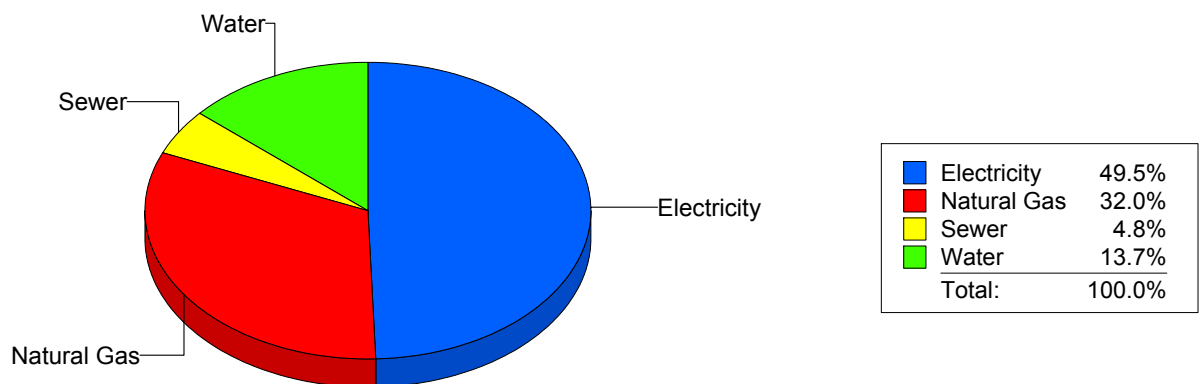
Cost Avoidance Program

## Cost Summary Graph

Grouped by Energy Type

Energy Type	Use	Units	Meter Cost	Special Charges	Total Cost	Avg Unit Cost	% of Total Cost
Site: ZUNI COTTAGES - ZUNI COTTAGES							
Electricity		459 KWH	\$103.27	\$0.00	\$103.27	0.2250	49.46%
Natural Gas		0 CCF	\$66.76	\$0.00	\$66.76	0.0000	31.97%
Water		5 CCF	\$28.65	\$0.00	\$28.65	5.7300	13.72%
Sewer		0 CCF	\$10.11	\$0.00	\$10.11	0.0000	4.84%
Total Cost:			\$208.79	\$0.00	\$208.79		

For ZUNI COTTAGES



Filters: Cost Center Name Not One Of DoNotReport; Billing Period Equal To 200910



# el Paso

Energy CAP

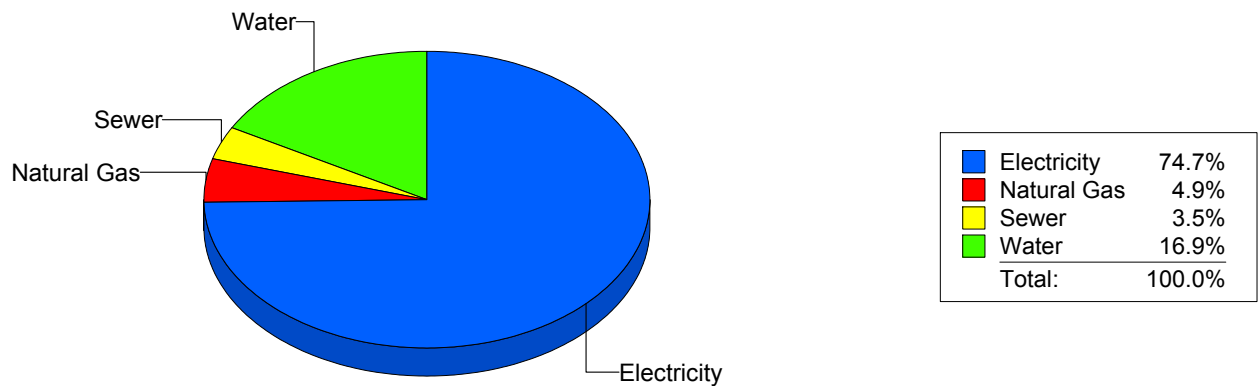
Cost Avoidance Program

## Cost Summary Graph

Grouped by Energy Type

Energy Type	Use	Units	Meter Cost	Special Charges	Total Cost	Avg Unit Cost	% of Total Cost
<b>All Sites</b>							
Electricity	6,716,933	KWH	\$754,865.66	\$0.00	\$754,865.66	0.1124	74.68%
Natural Gas	80,768	CCF	\$49,242.43	\$0.00	\$49,242.43	0.6097	4.87%
Water	58,119	CCF	\$170,754.76	\$0.00	\$170,754.76	2.9380	16.89%
Sewer	16,124	CCF	\$35,876.18	\$0.00	\$35,876.18	2.2250	3.55%
<b>Total Cost:</b>			<b>\$1,010,739.03</b>	<b>\$0.00</b>	<b>\$1,010,739.03</b>		

For All Sites



Filters: Cost Center Name Not One Of DoNotReport; Billing Period Equal To 200910