

## elpaso

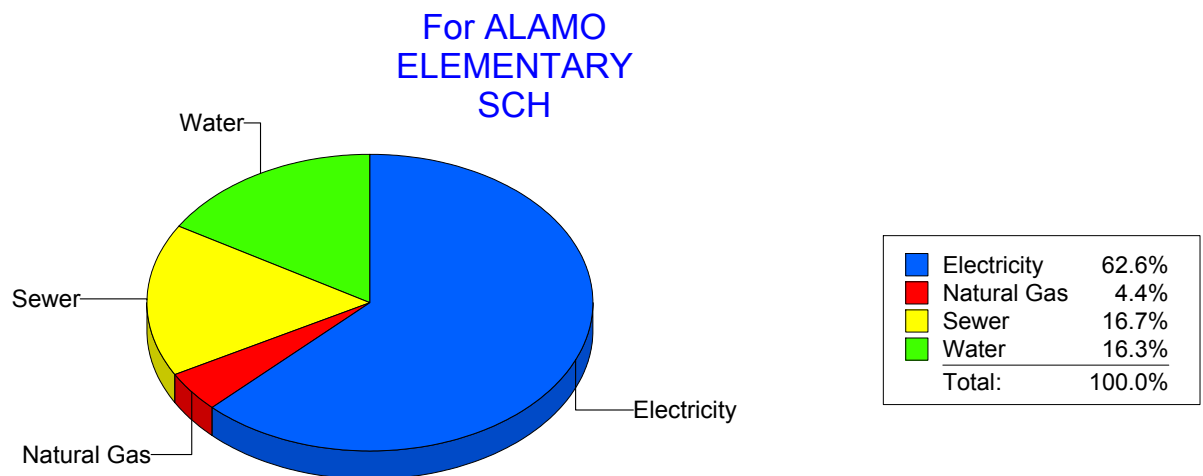
Energy CAP

Cost Avoidance Program

### Cost Summary Graph

Grouped by Energy Type

Energy Type	Use	Units	Meter Cost	Special Charges	Total Cost	Avg Unit Cost	% of Total Cost
Site: ALAMO ELEMENTARY SCH - ALAMO ELEMENTARY SCH							
Electricity	3,250	KWH	\$479.59	\$0.00	\$479.59	0.1476	62.57%
Natural Gas	0	CCF	\$33.38	\$0.00	\$33.38	0.0000	4.35%
Water	0	CCF	\$125.26	\$0.00	\$125.26	0.0000	16.34%
Sewer	3	CCF	\$128.29	\$0.00	\$128.29	42.7633	16.74%
Total Cost:			\$766.52	\$0.00	\$766.52		



Filters: Cost Center Name Not One Of DoNotReport; Billing Period Equal To 201001

# elpaso

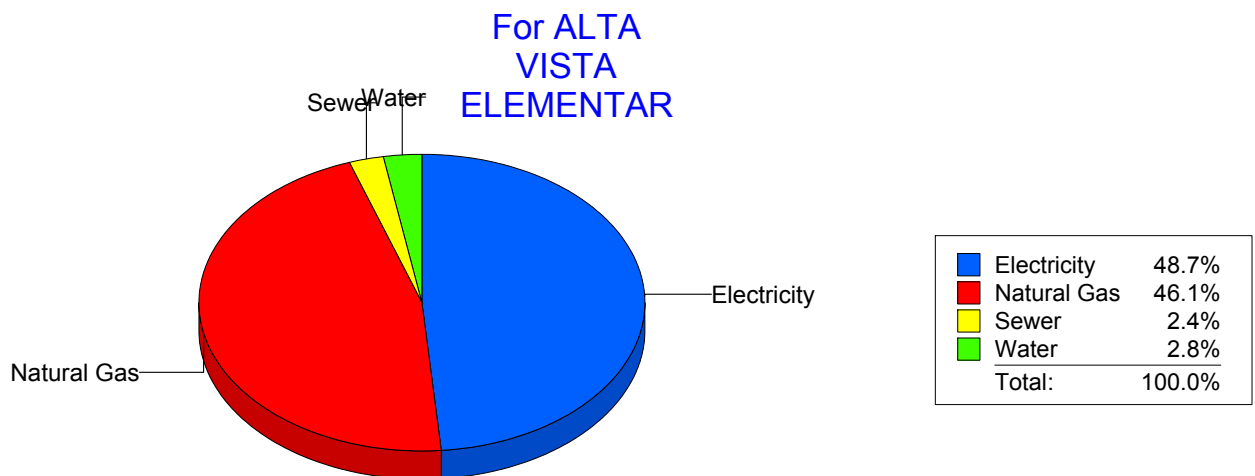
Energy CAP

Cost Avoidance Program

## Cost Summary Graph

Grouped by Energy Type

Energy Type	Use	Units	Meter Cost	Special Charges	Total Cost	Avg Unit Cost	% of Total Cost
Site: ALTA VISTA ELEMENTAR - ALTA VISTA ELEMENTAR							
Electricity	30,450	KWH	\$3,627.69	\$0.00	\$3,627.69	0.1191	48.72%
Natural Gas	4,626	CCF	\$3,431.79	\$0.00	\$3,431.79	0.7418	46.09%
Water	101	CCF	\$209.08	\$0.00	\$209.08	2.0701	2.81%
Sewer	91	CCF	\$177.81	\$0.00	\$177.81	1.9540	2.39%
Total Cost:			\$7,446.37	\$0.00	\$7,446.37		



Filters: Cost Center Name Not One Of DoNotReport; Billing Period Equal To 201001

# elpaso

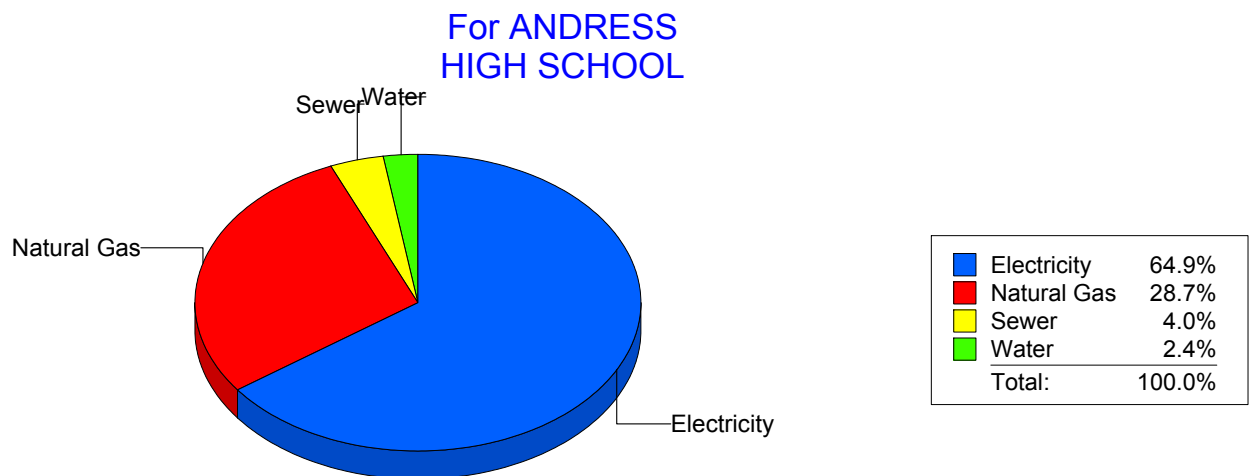
Energy CAP

Cost Avoidance Program

## Cost Summary Graph

Grouped by Energy Type

Energy Type	Use	Units	Meter Cost	Special Charges	Total Cost	Avg Unit Cost	% of Total Cost
Site: ANDRESS HIGH SCHOOL - ANDRESS HIGH SCHOOL							
Electricity	179,118	KWH	\$17,279.16	\$0.00	\$17,279.16	0.0965	64.92%
Natural Gas	10,414	CCF	\$7,641.92	\$0.00	\$7,641.92	0.7338	28.71%
Water	353	CCF	\$637.04	\$0.00	\$637.04	1.8046	2.39%
Sewer	724	CCF	\$1,057.09	\$0.00	\$1,057.09	1.4601	3.97%
Total Cost:			\$26,615.21	\$0.00	\$26,615.21		



Filters: Cost Center Name Not One Of DoNotReport; Billing Period Equal To 201001

# elpaso

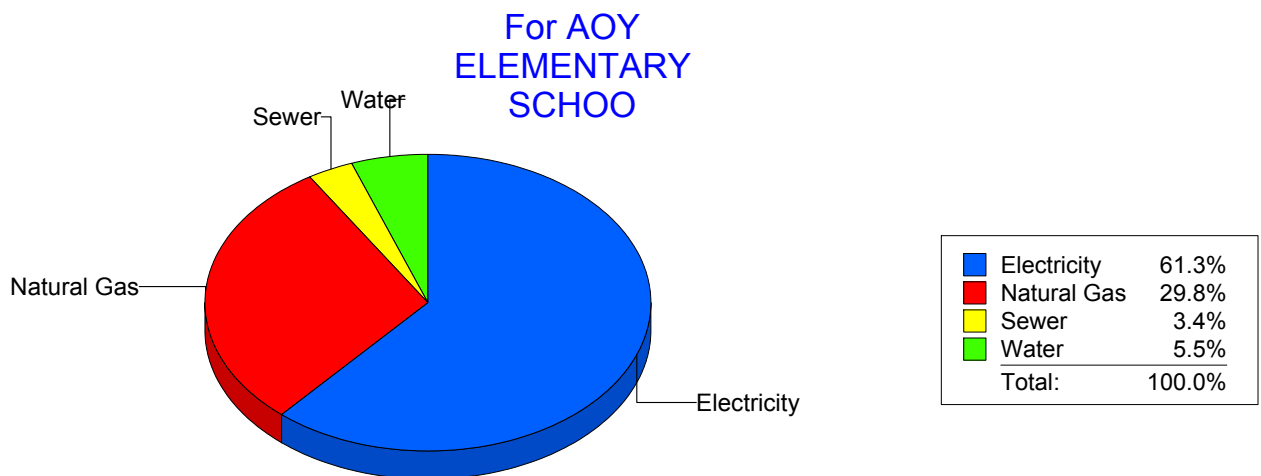
Energy CAP

Cost Avoidance Program

## Cost Summary Graph

Grouped by Energy Type

Energy Type	Use	Units	Meter Cost	Special Charges	Total Cost	Avg Unit Cost	% of Total Cost
Site: AOY ELEMENTARY SCHOO - AOY ELEMENTARY SCHOO							
Electricity	51,339	KWH	\$6,354.03	\$0.00	\$6,354.03	0.1238	61.33%
Natural Gas	4,149	CCF	\$3,088.72	\$0.00	\$3,088.72	0.7444	29.81%
Water	90	CCF	\$566.03	\$0.00	\$566.03	6.2892	5.46%
Sewer	71	CCF	\$351.60	\$0.00	\$351.60	4.9521	3.39%
Total Cost:			\$10,360.38	\$0.00	\$10,360.38		



Filters: Cost Center Name Not One Of DoNotReport; Billing Period Equal To 201001

# elpaso

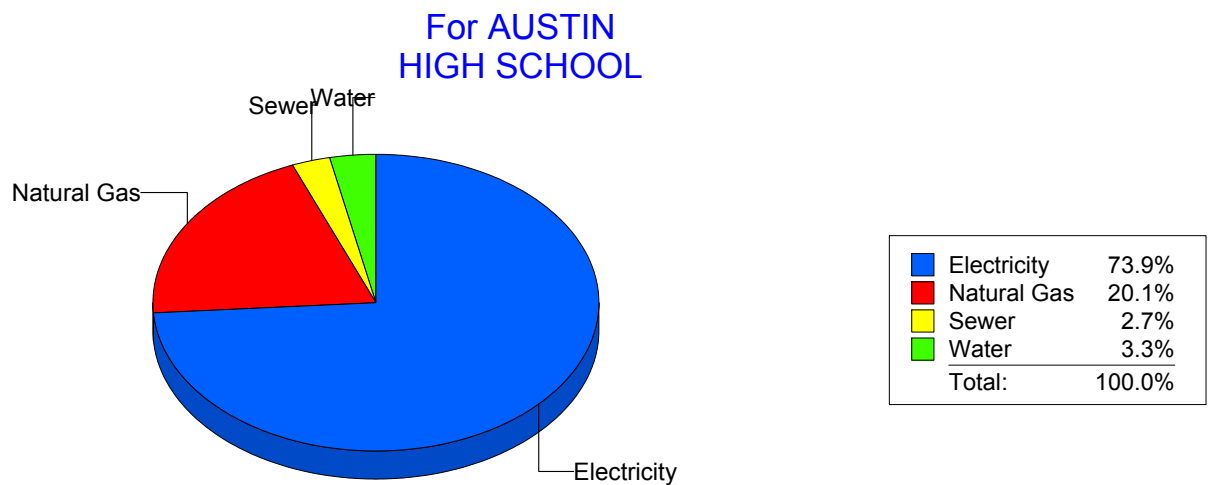
Energy CAP

Cost Avoidance Program

## Cost Summary Graph

Grouped by Energy Type

Energy Type	Use	Units	Meter Cost	Special Charges	Total Cost	Avg Unit Cost	% of Total Cost
Site: AUSTIN HIGH SCHOOL - AUSTIN HIGH SCHOOL							
Electricity	260,916	KWH	\$30,202.64	\$0.00	\$30,202.64	0.1158	73.92%
Natural Gas	11,118	CCF	\$8,202.34	\$0.00	\$8,202.34	0.7378	20.08%
Water	386	CCF	\$1,347.48	\$0.00	\$1,347.48	3.4909	3.30%
Sewer	438	CCF	\$1,104.64	\$0.00	\$1,104.64	2.5220	2.70%
Total Cost:			\$40,857.10	\$0.00	\$40,857.10		



Filters: Cost Center Name Not One Of DoNotReport; Billing Period Equal To 201001

# elpaso

Energy CAP

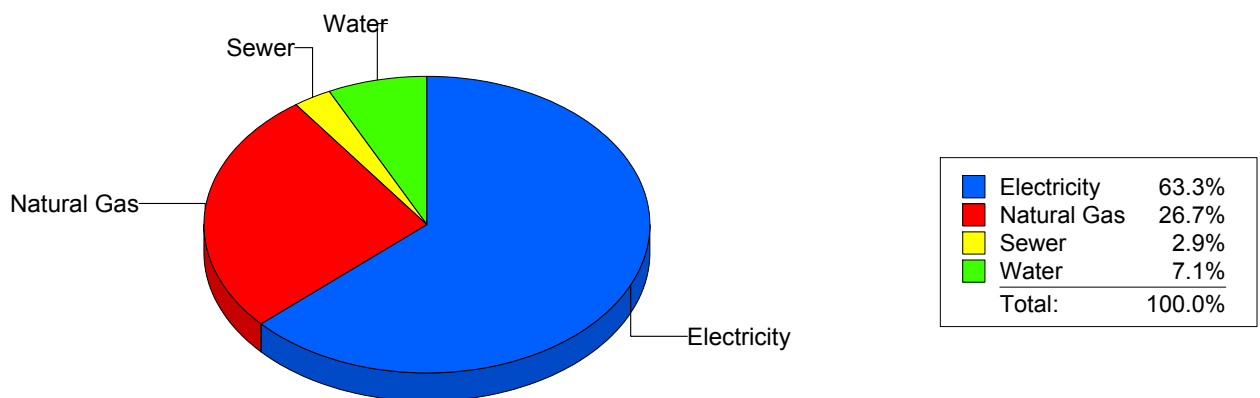
Cost Avoidance Program

## Cost Summary Graph

Grouped by Energy Type

Energy Type	Use	Units	Meter Cost	Special Charges	Total Cost	Avg Unit Cost	% of Total Cost
Site: BARRON - BARRON							
Electricity	66,224	KWH	\$7,284.89	\$0.00	\$7,284.89	0.1100	63.30%
Natural Gas	4,120	CCF	\$3,070.68	\$0.00	\$3,070.68	0.7453	26.68%
Water	142	CCF	\$821.71	\$0.00	\$821.71	5.7867	7.14%
Sewer	76	CCF	\$331.71	\$0.00	\$331.71	4.3646	2.88%
Total Cost:			\$11,508.99	\$0.00	\$11,508.99		

For BARRON



Filters: Cost Center Name Not One Of DoNotReport; Billing Period Equal To 201001

# elpaso

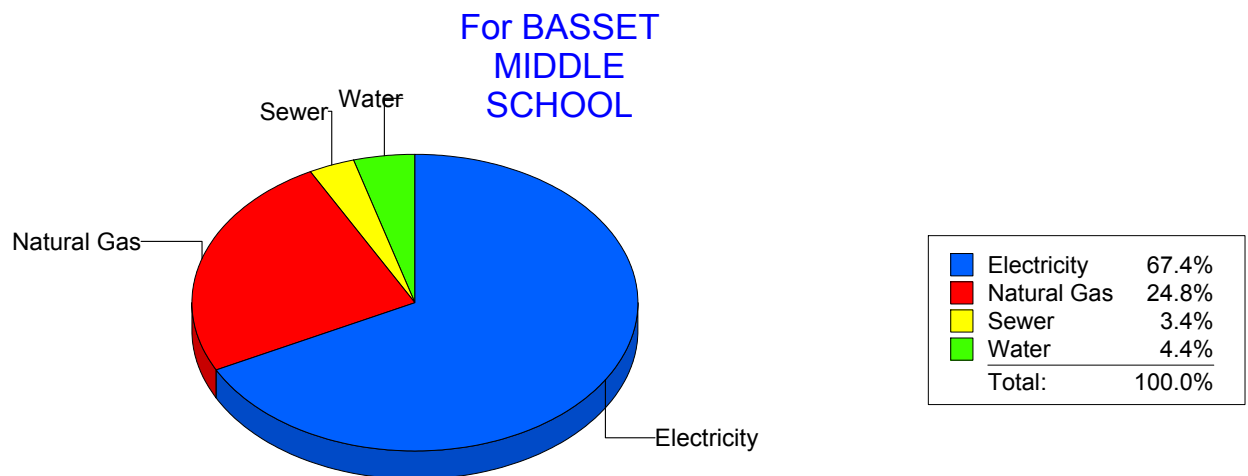
Energy CAP

Cost Avoidance Program

## Cost Summary Graph

Grouped by Energy Type

Energy Type	Use	Units	Meter Cost	Special Charges	Total Cost	Avg Unit Cost	% of Total Cost
Site: BASSET MIDDLE SCHOOL - BASSET MIDDLE SCHOOL							
Electricity	77,488	KWH	\$9,411.88	\$0.00	\$9,411.88	0.1215	67.39%
Natural Gas	4,608	CCF	\$3,466.59	\$0.00	\$3,466.59	0.7523	24.82%
Water	242	CCF	\$611.68	\$0.00	\$611.68	2.5276	4.38%
Sewer	267	CCF	\$476.70	\$0.00	\$476.70	1.7854	3.41%
Total Cost:			\$13,966.85	\$0.00	\$13,966.85		



Filters: Cost Center Name Not One Of DoNotReport; Billing Period Equal To 201001

# elpaso

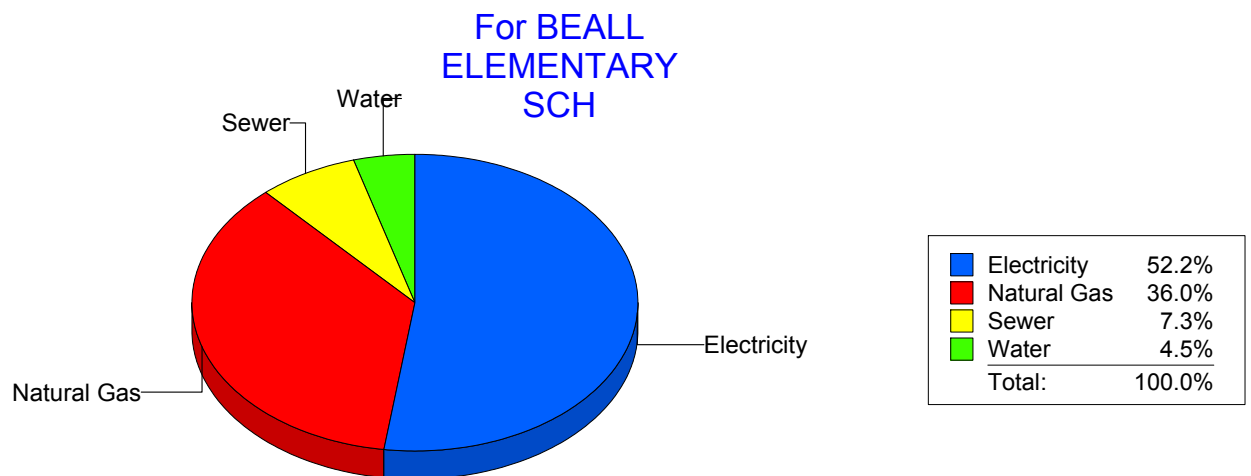
Energy CAP

Cost Avoidance Program

## Cost Summary Graph

Grouped by Energy Type

Energy Type	Use	Units	Meter Cost	Special Charges	Total Cost	Avg Unit Cost	% of Total Cost
Site: BEALL ELEMENTARY SCH - BEALL ELEMENTARY SCH							
Electricity	18,000	KWH	\$2,439.48	\$0.00	\$2,439.48	0.1355	52.18%
Natural Gas	2,254	CCF	\$1,684.28	\$0.00	\$1,684.28	0.7472	36.02%
Water	60	CCF	\$212.19	\$0.00	\$212.19	3.5365	4.54%
Sewer	159	CCF	\$339.54	\$0.00	\$339.54	2.1355	7.26%
Total Cost:			\$4,675.49	\$0.00	\$4,675.49		



Filters: Cost Center Name Not One Of DoNotReport; Billing Period Equal To 201001

# el Paso

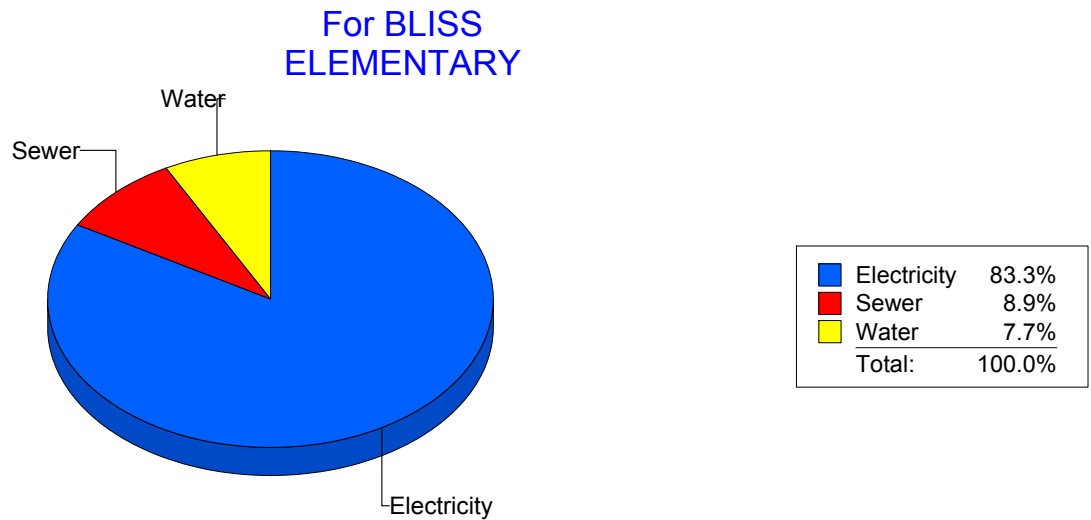
Energy CAP

Cost Avoidance Program

## Cost Summary Graph

Grouped by Energy Type

Energy Type	Use	Units	Meter Cost	Special Charges	Total Cost	Avg Unit Cost	% of Total Cost
Site: BLISS ELEMENTARY - BLISS ELEMENTARY							
Electricity	20,600	KWH	\$2,606.41	\$0.00	\$2,606.41	0.1265	83.34%
Water	80	CCF	\$241.19	\$0.00	\$241.19	3.0149	7.71%
Sewer	122	CCF	\$279.85	\$0.00	\$279.85	2.2939	8.95%
Total Cost:			\$3,127.45	\$0.00	\$3,127.45		



Filters: Cost Center Name Not One Of DoNotReport; Billing Period Equal To 201001

# elpaso

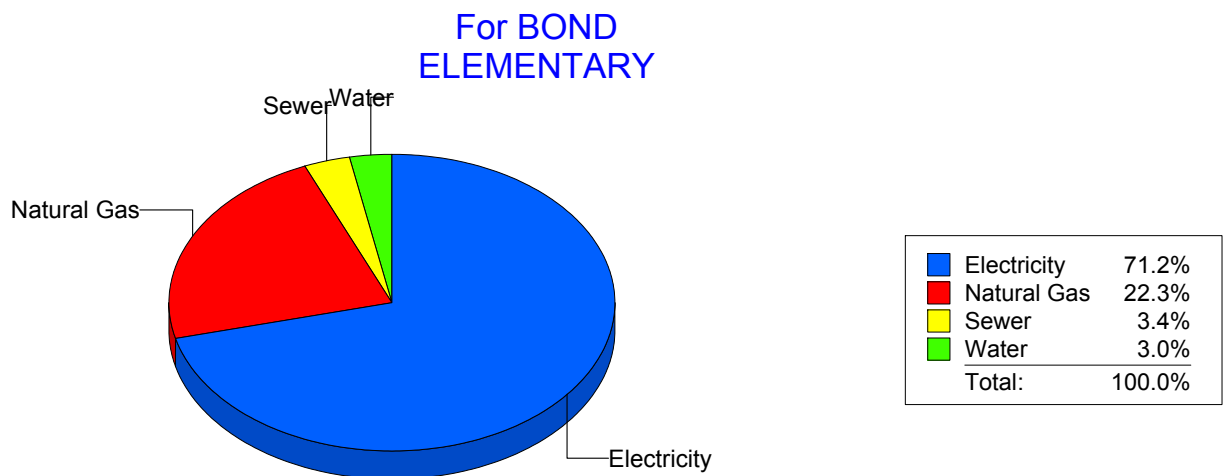
Energy CAP

Cost Avoidance Program

## Cost Summary Graph

Grouped by Energy Type

Energy Type	Use	Units	Meter Cost	Special Charges	Total Cost	Avg Unit Cost	% of Total Cost
Site: BOND - BOND ELEMENTARY							
Electricity	60,193	KWH	\$7,826.45	\$0.00	\$7,826.45	0.1300	71.24%
Natural Gas	3,261	CCF	\$2,454.47	\$0.00	\$2,454.47	0.7527	22.34%
Water	143	CCF	\$332.54	\$0.00	\$332.54	2.3255	3.03%
Sewer	185	CCF	\$372.56	\$0.00	\$372.56	2.0138	3.39%
Total Cost:			\$10,986.02	\$0.00	\$10,986.02		



Filters: Cost Center Name Not One Of DoNotReport; Billing Period Equal To 201001

# elpaso

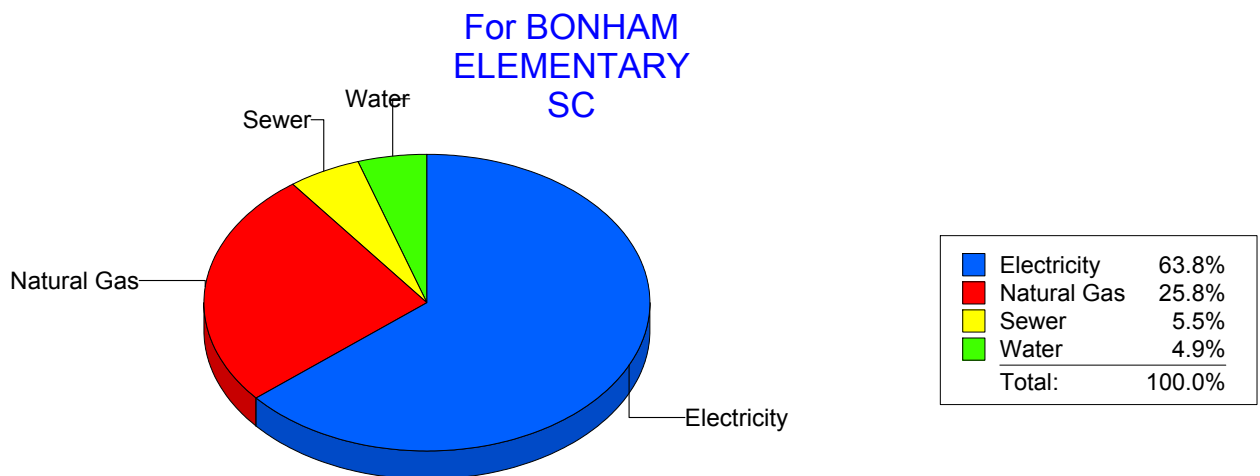
Energy CAP

Cost Avoidance Program

## Cost Summary Graph

Grouped by Energy Type

Energy Type	Use	Units	Meter Cost	Special Charges	Total Cost	Avg Unit Cost	% of Total Cost
Site: BONHAM ELEMENTARY SC - BONHAM ELEMENTARY SC							
Electricity	23,446	KWH	\$3,428.51	\$0.00	\$3,428.51	0.1462	63.83%
Natural Gas	1,810	CCF	\$1,383.30	\$0.00	\$1,383.30	0.7643	25.75%
Water	102	CCF	\$263.54	\$0.00	\$263.54	2.5837	4.91%
Sewer	137	CCF	\$295.82	\$0.00	\$295.82	2.1593	5.51%
Total Cost:			\$5,371.17	\$0.00	\$5,371.17		



Filters: Cost Center Name Not One Of DoNotReport; Billing Period Equal To 201001

# elpaso

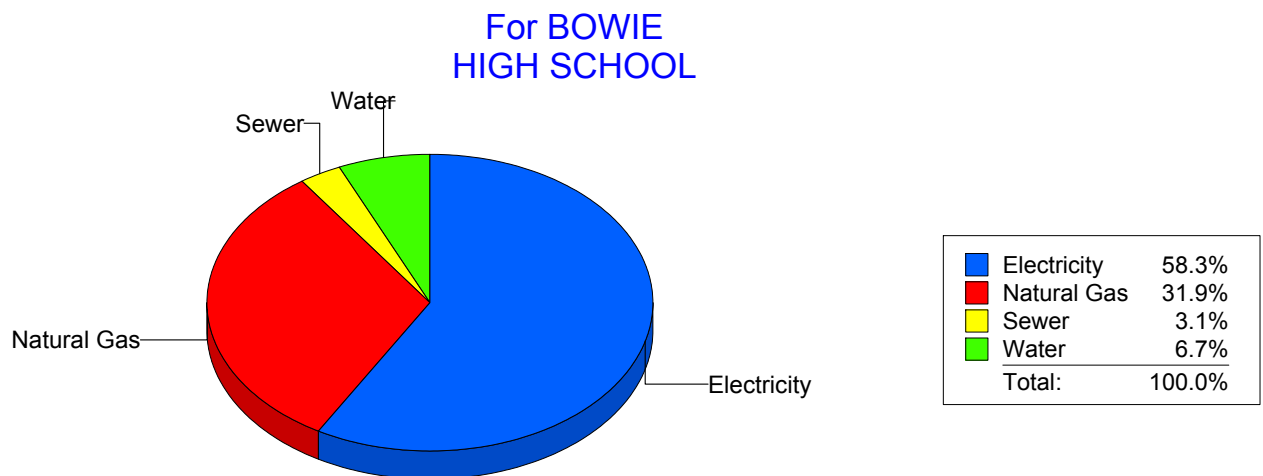
Energy CAP

Cost Avoidance Program

## Cost Summary Graph

Grouped by Energy Type

Energy Type	Use	Units	Meter Cost	Special Charges	Total Cost	Avg Unit Cost	% of Total Cost
Site: BOWIE HIGH SCHOOL - BOWIE HIGH SCHOOL							
Electricity	264,504	KWH	\$20,226.45	\$0.00	\$20,226.45	0.0765	58.34%
Natural Gas	15,137	CCF	\$11,052.11	\$0.00	\$11,052.11	0.7301	31.88%
Water	1,332	CCF	\$2,314.33	\$0.00	\$2,314.33	1.7375	6.68%
Sewer	524	CCF	\$1,077.28	\$0.00	\$1,077.28	2.0559	3.11%
Total Cost:			\$34,670.17	\$0.00	\$34,670.17		



Filters: Cost Center Name Not One Of DoNotReport; Billing Period Equal To 201001

# elpaso

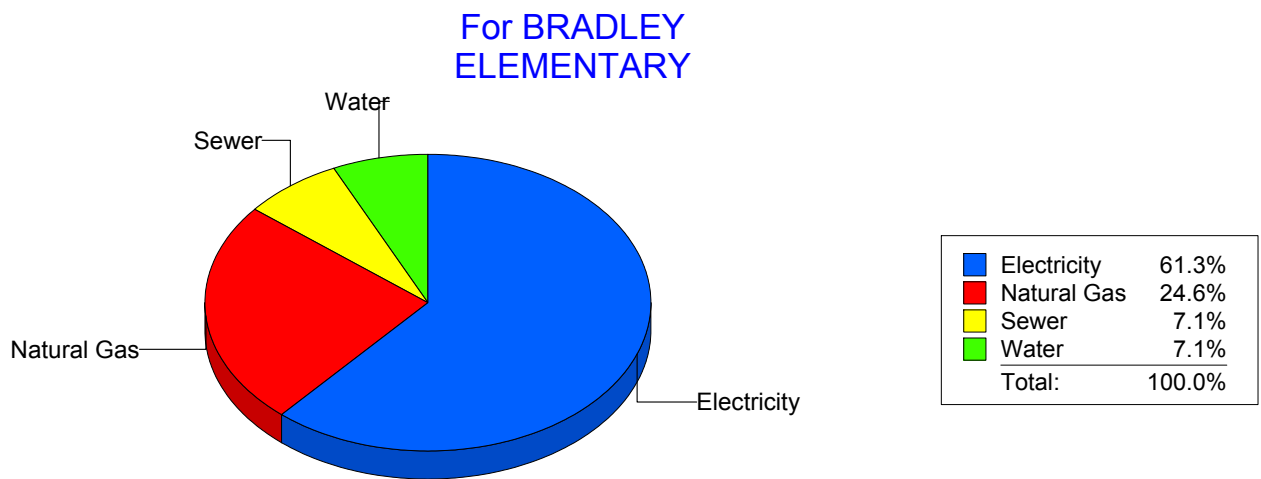
Energy CAP

Cost Avoidance Program

## Cost Summary Graph

Grouped by Energy Type

Energy Type	Use	Units	Meter Cost	Special Charges	Total Cost	Avg Unit Cost	% of Total Cost
Site: BRADLEY ELEMENTARY - BRADLEY ELEMENTARY							
Electricity	33,600	KWH	\$3,658.33	\$0.00	\$3,658.33	0.1089	61.25%
Natural Gas	1,962	CCF	\$1,470.25	\$0.00	\$1,470.25	0.7494	24.62%
Water	157	CCF	\$421.13	\$0.00	\$421.13	2.6824	7.05%
Sewer	166	CCF	\$422.77	\$0.00	\$422.77	2.5468	7.08%
Total Cost:			\$5,972.48	\$0.00	\$5,972.48		



Filters: Cost Center Name Not One Of DoNotReport; Billing Period Equal To 201001

# elpaso

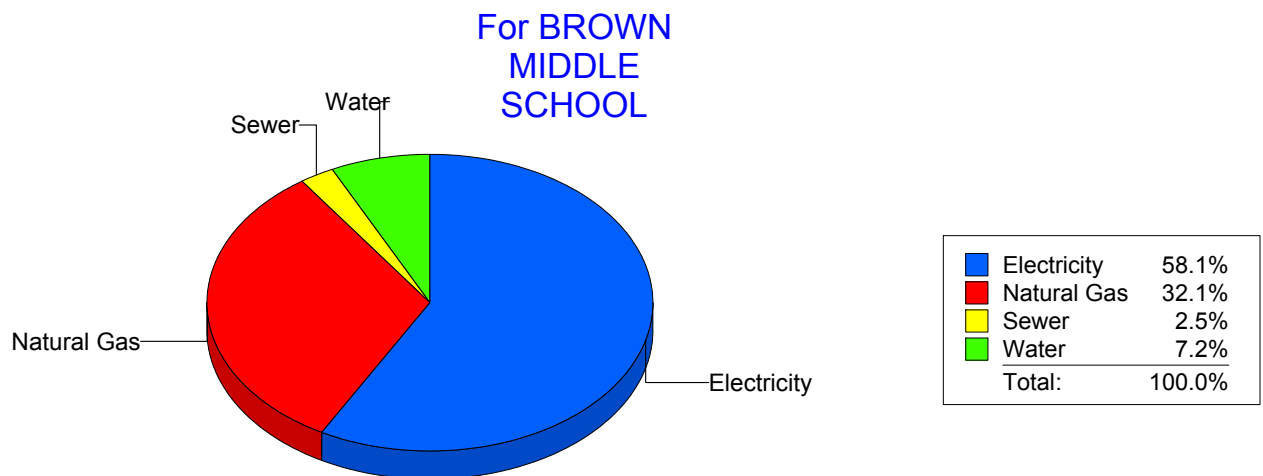
Energy CAP

Cost Avoidance Program

## Cost Summary Graph

Grouped by Energy Type

Energy Type	Use	Units	Meter Cost	Special Charges	Total Cost	Avg Unit Cost	% of Total Cost
Site: BROWN MIDDLE SCHOOL - BROWN MIDDLE SCHOOL							
Electricity	89,600	KWH	\$10,856.62	\$0.00	\$10,856.62	0.1212	58.10%
Natural Gas	8,224	CCF	\$6,006.75	\$0.00	\$6,006.75	0.7304	32.14%
Water	525	CCF	\$1,353.79	\$0.00	\$1,353.79	2.5786	7.24%
Sewer	203	CCF	\$469.76	\$0.00	\$469.76	2.3141	2.51%
Total Cost:			\$18,686.92	\$0.00	\$18,686.92		



Filters: Cost Center Name Not One Of DoNotReport; Billing Period Equal To 201001

# elpaso

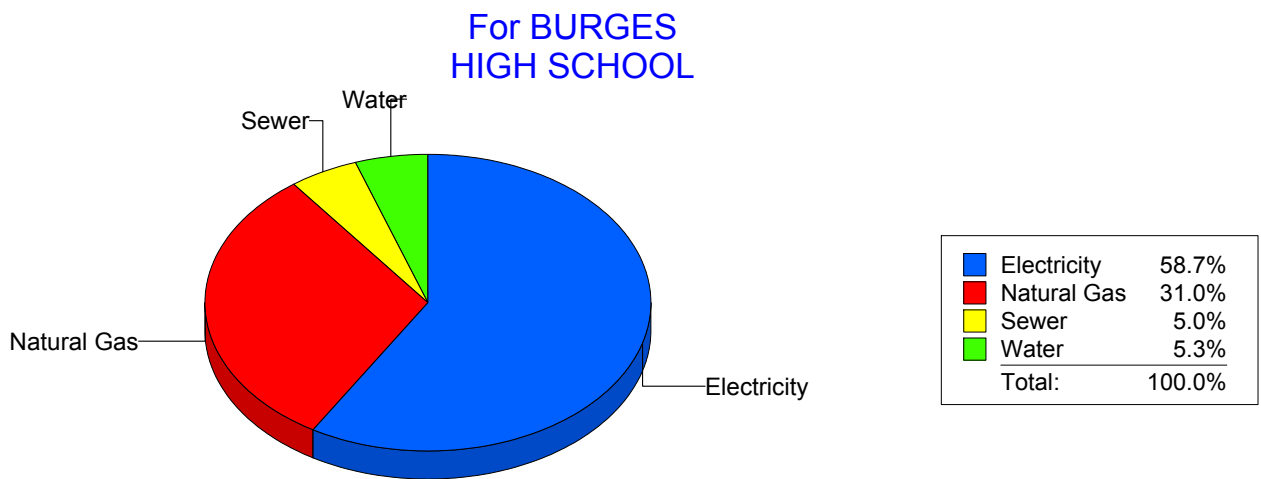
Energy CAP

Cost Avoidance Program

## Cost Summary Graph

Grouped by Energy Type

Energy Type	Use	Units	Meter Cost	Special Charges	Total Cost	Avg Unit Cost	% of Total Cost
Site: BURGESS HIGH SCHOOL - BURGESS HIGH SCHOOL							
Electricity	109,370	KWH	\$13,182.14	\$0.00	\$13,182.14	0.1205	58.69%
Natural Gas	9,507	CCF	\$6,964.17	\$0.00	\$6,964.17	0.7325	31.01%
Water	679	CCF	\$1,193.76	\$0.00	\$1,193.76	1.7581	5.31%
Sewer	716	CCF	\$1,121.27	\$0.00	\$1,121.27	1.5660	4.99%
Total Cost:			\$22,461.34	\$0.00	\$22,461.34		



Filters: Cost Center Name Not One Of DoNotReport; Billing Period Equal To 201001

# elpaso

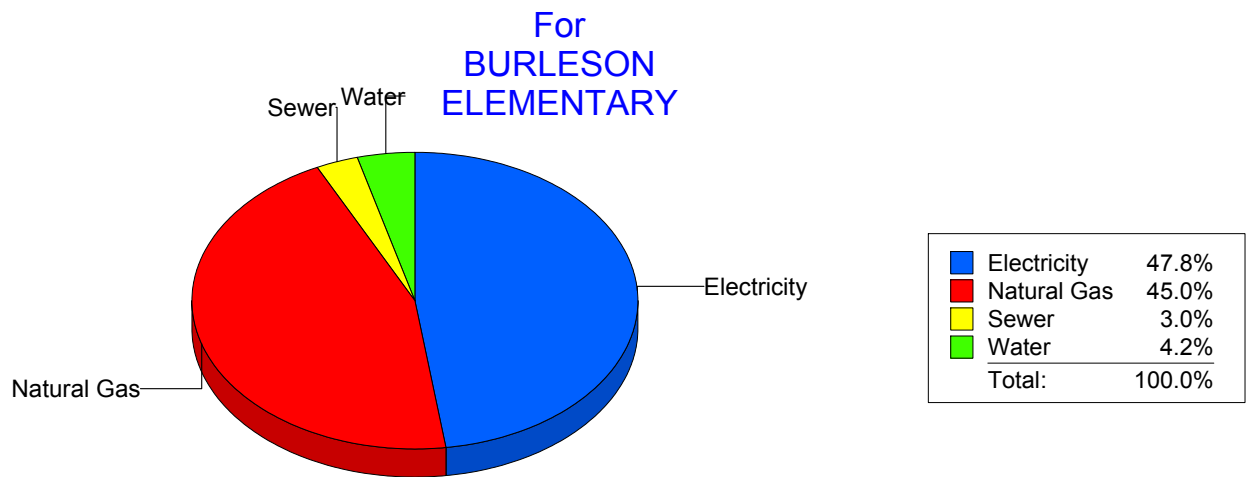
Energy CAP

Cost Avoidance Program

## Cost Summary Graph

Grouped by Energy Type

Energy Type	Use	Units	Meter Cost	Special Charges	Total Cost	Avg Unit Cost	% of Total Cost
Site: BURLESON ELEMENTARY - BURLESON ELEMENTARY							
Electricity	24,019	KWH	\$3,227.05	\$0.00	\$3,227.05	0.1344	47.80%
Natural Gas	3,966	CCF	\$3,036.83	\$0.00	\$3,036.83	0.7657	44.99%
Water	140	CCF	\$280.94	\$0.00	\$280.94	2.0067	4.16%
Sewer	64	CCF	\$205.76	\$0.00	\$205.76	3.2150	3.05%
Total Cost:			\$6,750.58	\$0.00	\$6,750.58		



Filters: Cost Center Name Not One Of DoNotReport; Billing Period Equal To 201001

# el Paso

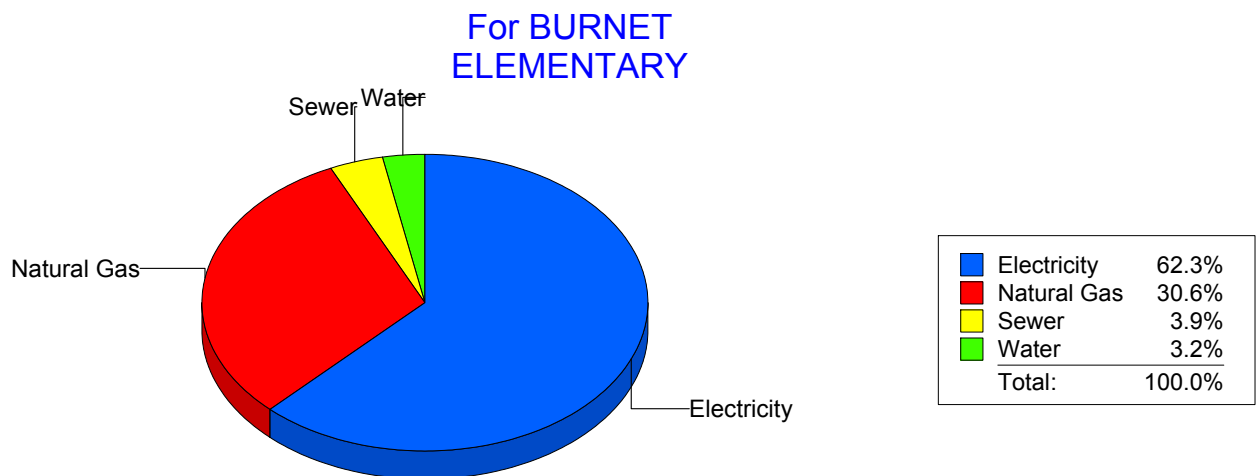
Energy CAP

Cost Avoidance Program

## Cost Summary Graph

Grouped by Energy Type

Energy Type	Use	Units	Meter Cost	Special Charges	Total Cost	Avg Unit Cost	% of Total Cost
Site: BURNET ELEMENTARY - BURNET ELEMENTARY							
Electricity	25,500	KWH	\$3,404.94	\$0.00	\$3,404.94	0.1335	62.35%
Natural Gas	2,204	CCF	\$1,671.40	\$0.00	\$1,671.40	0.7583	30.60%
Water	76	CCF	\$172.83	\$0.00	\$172.83	2.2741	3.16%
Sewer	118	CCF	\$212.10	\$0.00	\$212.10	1.7975	3.88%
Total Cost:			\$5,461.27	\$0.00	\$5,461.27		



Filters: Cost Center Name Not One Of DoNotReport; Billing Period Equal To 201001

elpaso

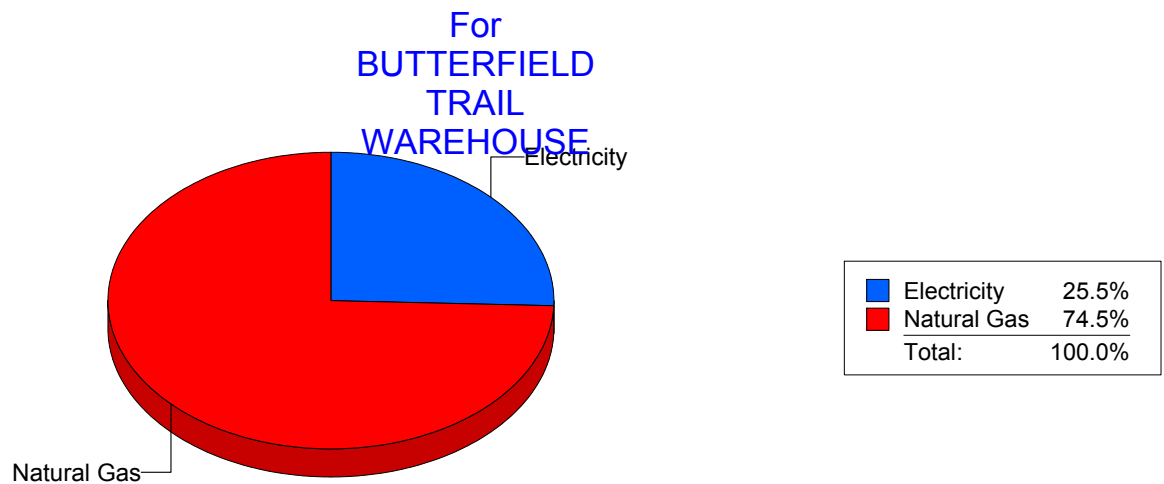
Energy CAP

Cost Avoidance Program

## Cost Summary Graph

Grouped by Energy Type

Energy Type	Use	Units	Meter Cost	Special Charges	Total Cost	Avg Unit Cost	% of Total Cost
Site: BUTTERFIELDTRAILWAREHOUSE - BUTTERFIELD TRAIL WAREHOUSE							
Electricity	3,100	KWH	\$447.22	\$0.00	\$447.22	0.1443	25.48%
Natural Gas	1,741	CCF	\$1,308.27	\$0.00	\$1,308.27	0.7514	74.52%
Total Cost:			\$1,755.49	\$0.00	\$1,755.49		



Filters: Cost Center Name Not One Of DoNotReport; Billing Period Equal To 201001

# elpaso

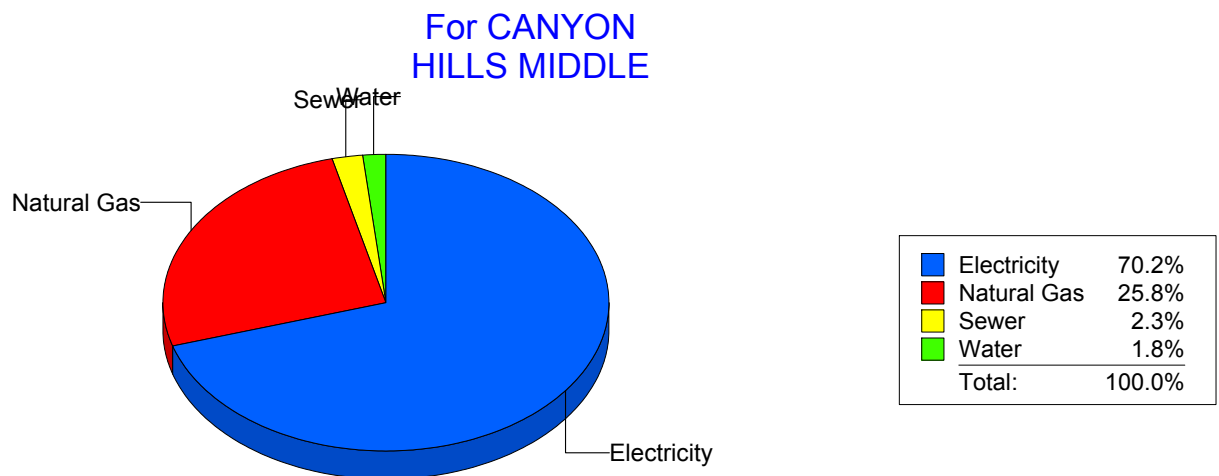
Energy CAP

Cost Avoidance Program

## Cost Summary Graph

Grouped by Energy Type

Energy Type	Use	Units	Meter Cost	Special Charges	Total Cost	Avg Unit Cost	% of Total Cost
Site: CANYON HILLS MIDDLE - CANYON HILLS MIDDLE							
Electricity	72,864	KWH	\$10,285.60	\$0.00	\$10,285.60	0.1412	70.17%
Natural Gas	5,114	CCF	\$3,784.60	\$0.00	\$3,784.60	0.7400	25.82%
Water	44	CCF	\$257.28	\$0.00	\$257.28	5.8473	1.76%
Sewer	93	CCF	\$330.06	\$0.00	\$330.06	3.5490	2.25%
Total Cost:			\$14,657.54	\$0.00	\$14,657.54		



Filters: Cost Center Name Not One Of DoNotReport; Billing Period Equal To 201001

# elpaso

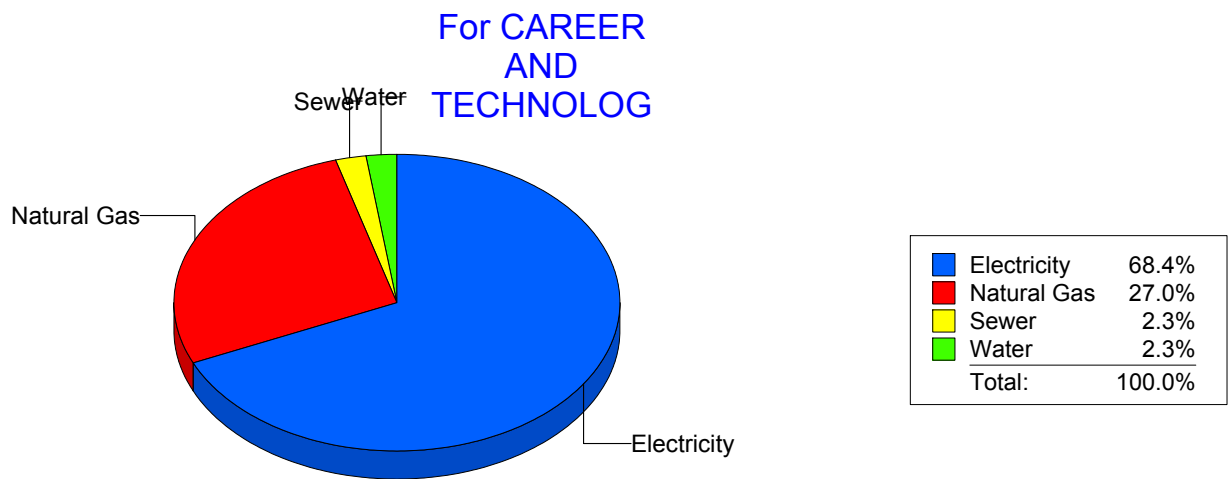
Energy CAP

Cost Avoidance Program

## Cost Summary Graph

Grouped by Energy Type

Energy Type	Use	Units	Meter Cost	Special Charges	Total Cost	Avg Unit Cost	% of Total Cost
Site: CAREER AND TECHNOLOG - CAREER AND TECHNOLOG							
Electricity	92,879	KWH	\$10,885.86	\$0.00	\$10,885.86	0.1172	68.43%
Natural Gas	5,863	CCF	\$4,300.33	\$0.00	\$4,300.33	0.7335	27.03%
Water	119	CCF	\$361.88	\$0.00	\$361.88	3.0410	2.27%
Sewer	137	CCF	\$361.08	\$0.00	\$361.08	2.6356	2.27%
Total Cost:			\$15,909.15	\$0.00	\$15,909.15		



Filters: Cost Center Name Not One Of DoNotReport; Billing Period Equal To 201001

# elpaso

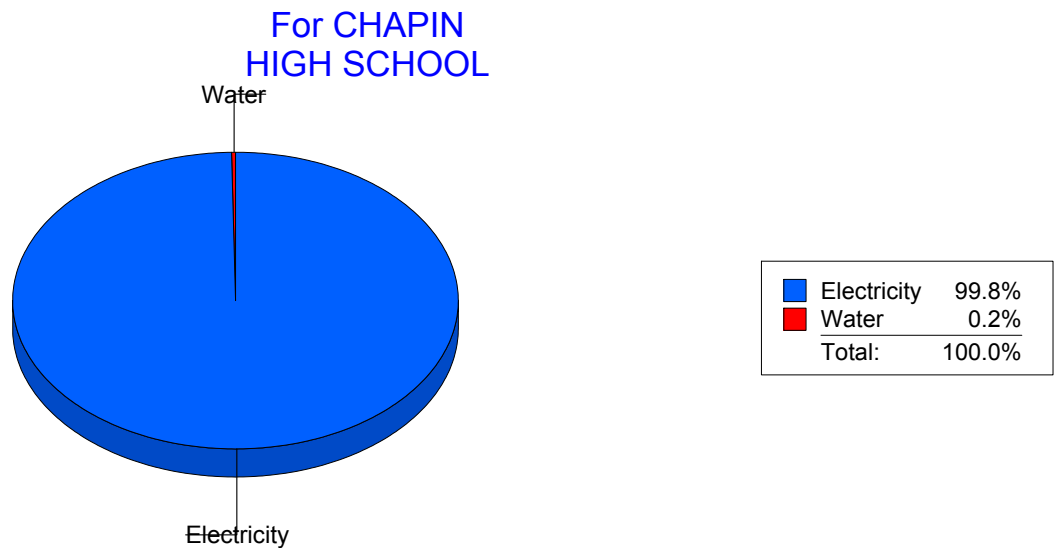
Energy CAP

Cost Avoidance Program

## Cost Summary Graph

Grouped by Energy Type

Energy Type	Use	Units	Meter Cost	Special Charges	Total Cost	Avg Unit Cost	% of Total Cost
Site: CHAPIN HIGH SCHOOL - CHAPIN HIGH SCHOOL							
Electricity	215,279	KWH	\$22,942.33	\$0.00	\$22,942.33	0.1066	99.81%
Water	0	CCF	\$43.66	\$0.00	\$43.66	0.0000	0.19%
Total Cost:			\$22,985.99	\$0.00	\$22,985.99		



Filters: Cost Center Name Not One Of DoNotReport; Billing Period Equal To 201001

# elpaso

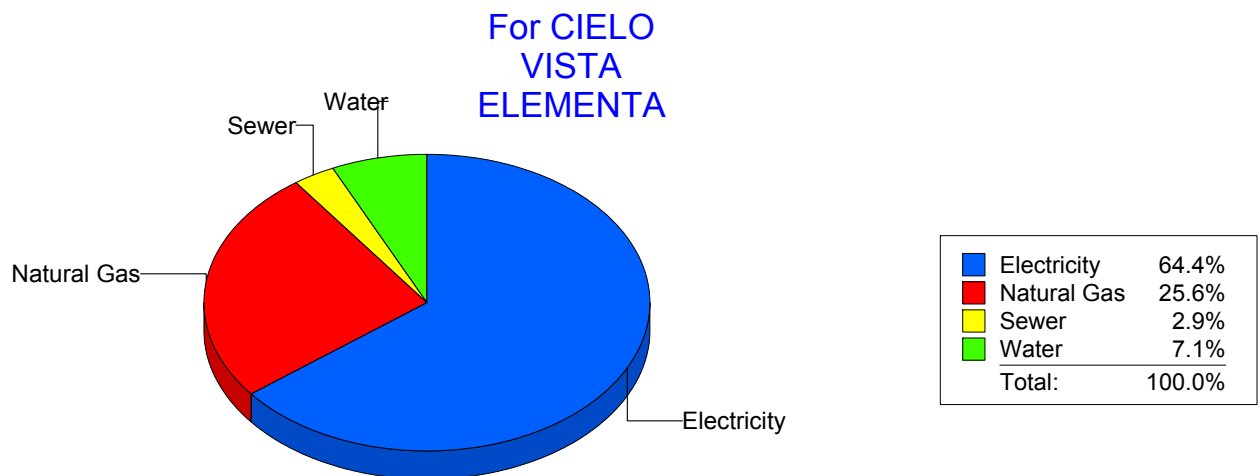
Energy CAP

Cost Avoidance Program

## Cost Summary Graph

Grouped by Energy Type

Energy Type	Use	Units	Meter Cost	Special Charges	Total Cost	Avg Unit Cost	% of Total Cost
Site: CIELO VISTA ELEMENTA - CIELO VISTA ELEMENTA							
Electricity	42,420	KWH	\$5,043.25	\$0.00	\$5,043.25	0.1189	64.41%
Natural Gas	2,650	CCF	\$2,006.70	\$0.00	\$2,006.70	0.7572	25.63%
Water	167	CCF	\$554.31	\$0.00	\$554.31	3.3192	7.08%
Sewer	69	CCF	\$225.24	\$0.00	\$225.24	3.2643	2.88%
Total Cost:			\$7,829.50	\$0.00	\$7,829.50		



Filters: Cost Center Name Not One Of DoNotReport; Billing Period Equal To 201001

# elpaso

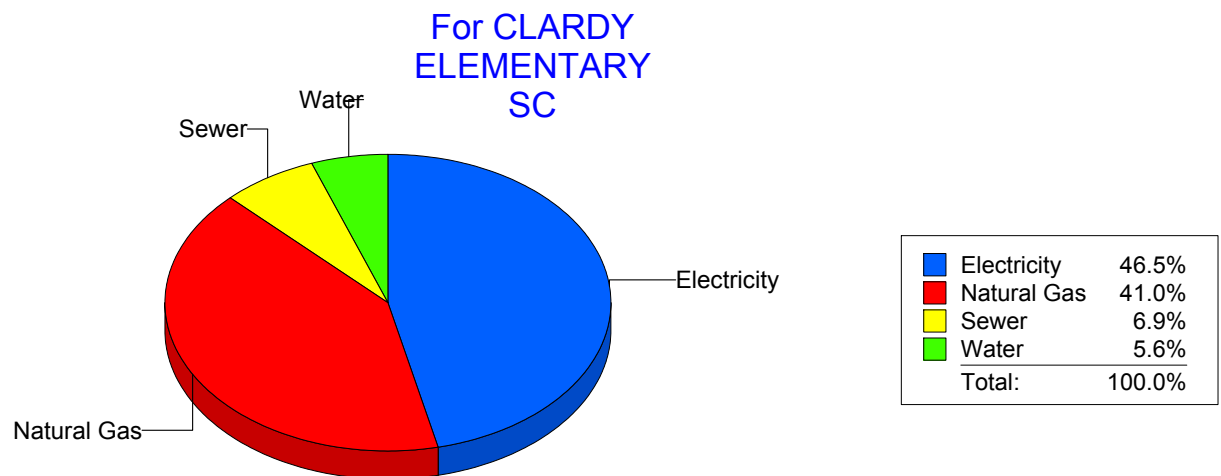
Energy CAP

Cost Avoidance Program

## Cost Summary Graph

Grouped by Energy Type

Energy Type	Use	Units	Meter Cost	Special Charges	Total Cost	Avg Unit Cost	% of Total Cost
Site: CLARDY ELEMENTARY SC - CLARDY ELEMENTARY SC							
Electricity	27,020	KWH	\$3,518.33	\$0.00	\$3,518.33	0.1302	46.49%
Natural Gas	4,154	CCF	\$3,101.92	\$0.00	\$3,101.92	0.7467	40.99%
Water	164	CCF	\$425.62	\$0.00	\$425.62	2.5952	5.62%
Sewer	254	CCF	\$522.43	\$0.00	\$522.43	2.0568	6.90%
Total Cost:			\$7,568.30	\$0.00	\$7,568.30		



Filters: Cost Center Name Not One Of DoNotReport; Billing Period Equal To 201001

# elpaso

Energy CAP

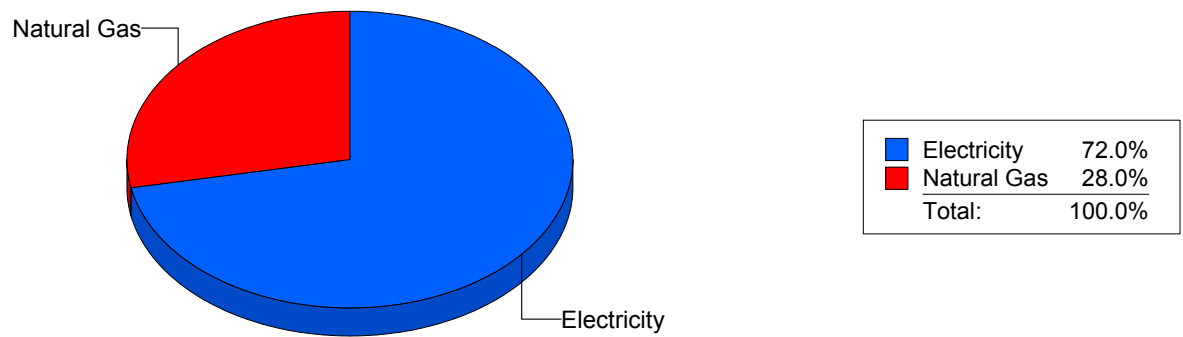
Cost Avoidance Program

## Cost Summary Graph

Grouped by Energy Type

Energy Type	Use	Units	Meter Cost	Special Charges	Total Cost	Avg Unit Cost	% of Total Cost
Site: CLENDININ - CLENDININ							
Electricity	39,500	KWH	\$5,147.55	\$0.00	\$5,147.55	0.1303	72.01%
Natural Gas	2,686	CCF	\$2,000.92	\$0.00	\$2,000.92	0.7449	27.99%
Total Cost:			\$7,148.47	\$0.00	\$7,148.47		

For CLENDININ



Filters: Cost Center Name Not One Of DoNotReport; Billing Period Equal To 201001

# elpaso

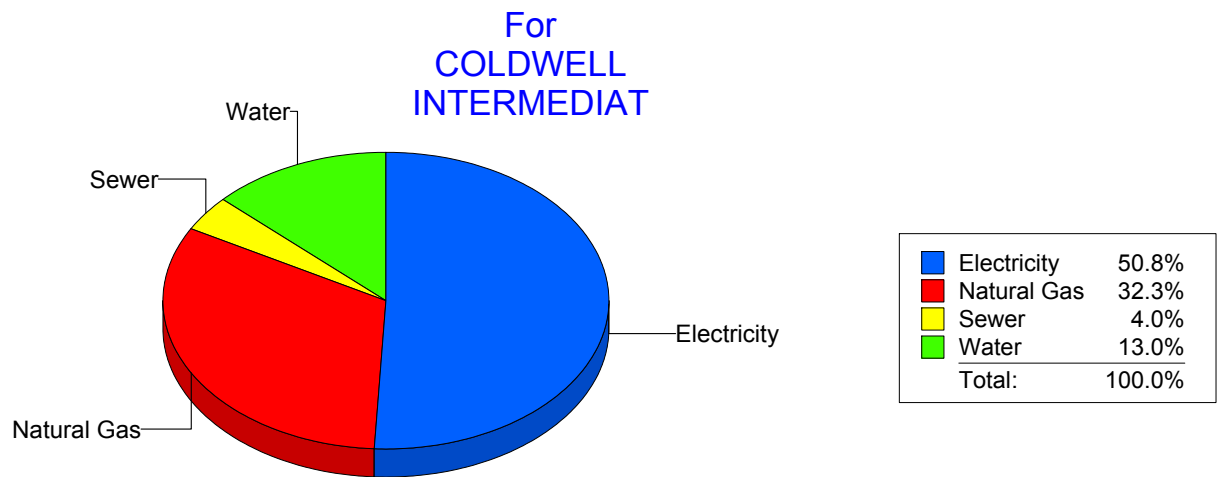
Energy CAP

Cost Avoidance Program

## Cost Summary Graph

Grouped by Energy Type

Energy Type	Use	Units	Meter Cost	Special Charges	Total Cost	Avg Unit Cost	% of Total Cost
Site: COLDWELL INTERMEDIAT - COLDWELL INTERMEDIAT							
Electricity	25,615	KWH	\$2,941.13	\$0.00	\$2,941.13	0.1148	50.77%
Natural Gas	2,470	CCF	\$1,869.61	\$0.00	\$1,869.61	0.7569	32.27%
Water	170	CCF	\$752.65	\$0.00	\$752.65	4.4274	12.99%
Sewer	93	CCF	\$229.83	\$0.00	\$229.83	2.4713	3.97%
Total Cost:			\$5,793.22	\$0.00	\$5,793.22		



Filters: Cost Center Name Not One Of DoNotReport; Billing Period Equal To 201001

# el Paso

Energy CAP

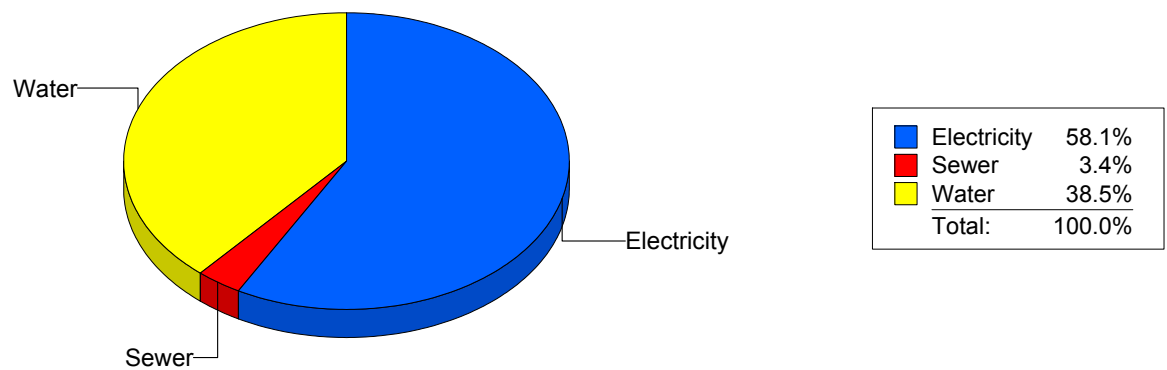
Cost Avoidance Program

## Cost Summary Graph

Grouped by Energy Type

Energy Type	Use	Units	Meter Cost	Special Charges	Total Cost	Avg Unit Cost	% of Total Cost
Site: COLLINS ELEMENTARY - COLLINS ELEMENTARY							
Electricity	55,820	KWH	\$6,453.76	\$0.00	\$6,453.76	0.1156	58.09%
Water	971	CCF	\$4,275.43	\$0.00	\$4,275.43	4.4031	38.48%
Sewer	191	CCF	\$380.18	\$0.00	\$380.18	1.9905	3.42%
Total Cost:			\$11,109.37	\$0.00	\$11,109.37		

For COLLINS  
ELEMENTARY



Filters: Cost Center Name Not One Of DoNotReport; Billing Period Equal To 201001

# elpaso

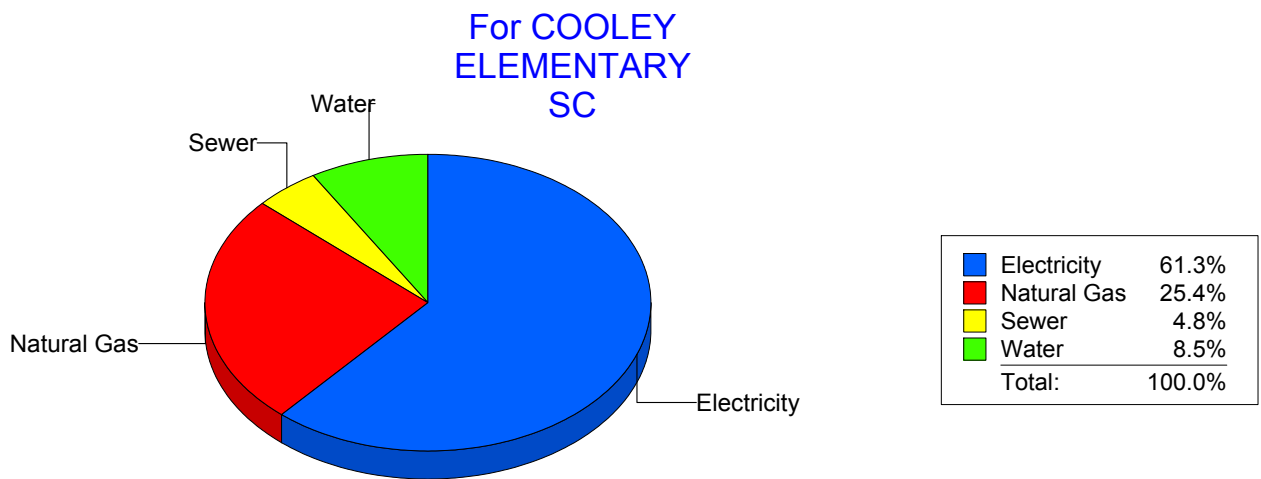
Energy CAP

Cost Avoidance Program

## Cost Summary Graph

Grouped by Energy Type

Energy Type	Use	Units	Meter Cost	Special Charges	Total Cost	Avg Unit Cost	% of Total Cost
Site: COOLEY ELEMENTARY SC - COOLEY ELEMENTARY SC							
Electricity	44,400	KWH	\$6,394.91	\$0.00	\$6,394.91	0.1440	61.32%
Natural Gas	3,573	CCF	\$2,645.22	\$0.00	\$2,645.22	0.7403	25.37%
Water	241	CCF	\$887.26	\$0.00	\$887.26	3.6816	8.51%
Sewer	149	CCF	\$500.80	\$0.00	\$500.80	3.3611	4.80%
Total Cost:			\$10,428.19	\$0.00	\$10,428.19		



Filters: Cost Center Name Not One Of DoNotReport; Billing Period Equal To 201001

# elpaso

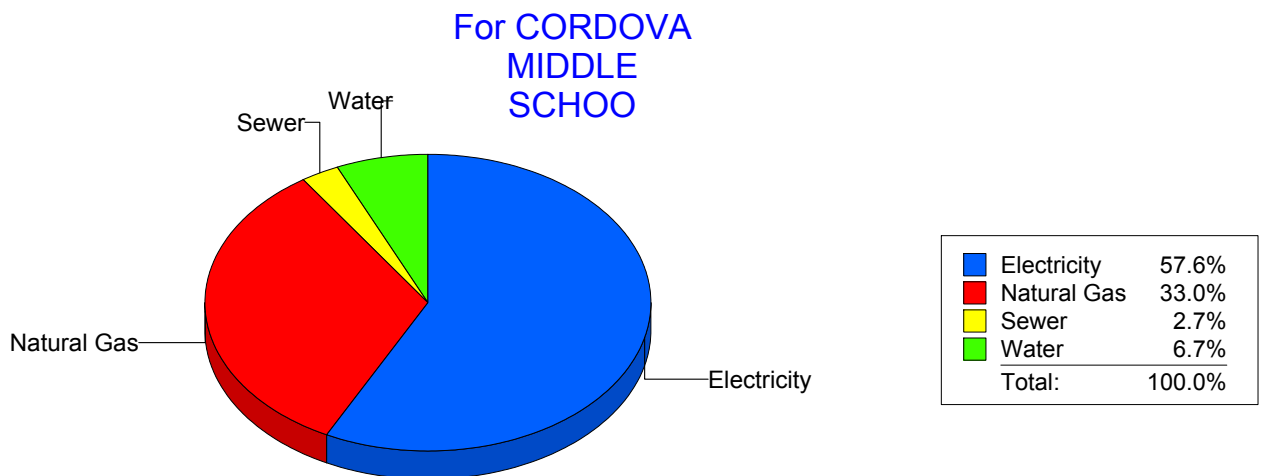
Energy CAP

Cost Avoidance Program

## Cost Summary Graph

Grouped by Energy Type

Energy Type	Use	Units	Meter Cost	Special Charges	Total Cost	Avg Unit Cost	% of Total Cost
Site: CORDOVA MIDDLE SCHOO - CORDOVA MIDDLE SCHOO							
Electricity	66,000	KWH	\$8,231.05	\$0.00	\$8,231.05	0.1247	57.56%
Natural Gas	6,451	CCF	\$4,725.30	\$0.00	\$4,725.30	0.7325	33.04%
Water	361	CCF	\$960.94	\$0.00	\$960.94	2.6619	6.72%
Sewer	135	CCF	\$383.40	\$0.00	\$383.40	2.8400	2.68%
Total Cost:			\$14,300.69	\$0.00	\$14,300.69		



Filters: Cost Center Name Not One Of DoNotReport; Billing Period Equal To 201001

# elpaso

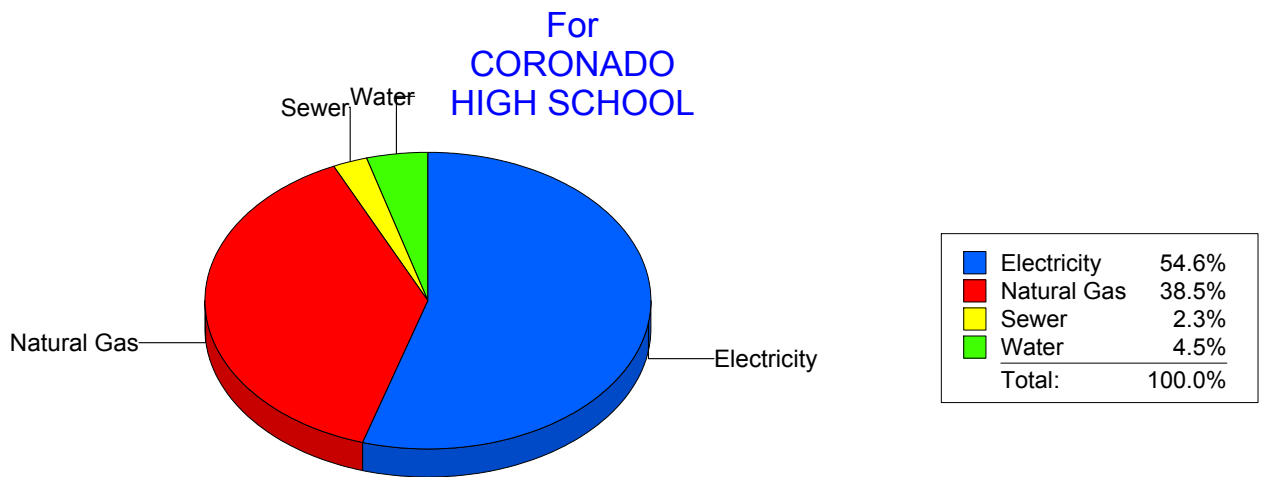
Energy CAP

Cost Avoidance Program

## Cost Summary Graph

Grouped by Energy Type

Energy Type	Use	Units	Meter Cost	Special Charges	Total Cost	Avg Unit Cost	% of Total Cost
Site: CORONADO HIGH SCHOOL - CORONADO HIGH SCHOOL							
Electricity	191,264	KWH	\$22,626.55	\$0.00	\$22,626.55	0.1183	54.65%
Natural Gas	21,905	CCF	\$15,955.65	\$0.00	\$15,955.65	0.7284	38.54%
Water	1,198	CCF	\$1,871.86	\$0.00	\$1,871.86	1.5625	4.52%
Sewer	518	CCF	\$949.73	\$0.00	\$949.73	1.8335	2.29%
Total Cost:			\$41,403.79	\$0.00	\$41,403.79		



Filters: Cost Center Name Not One Of DoNotReport; Billing Period Equal To 201001

# el Paso

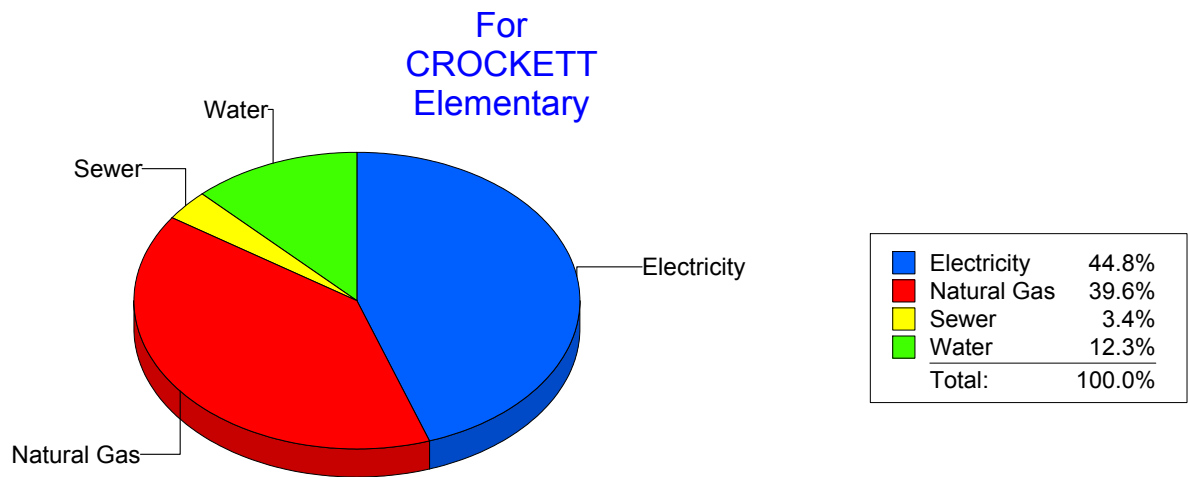
Energy CAP

Cost Avoidance Program

## Cost Summary Graph

Grouped by Energy Type

Energy Type	Use	Units	Meter Cost	Special Charges	Total Cost	Avg Unit Cost	% of Total Cost
Site: CROCKETT - CROCKETT Elementary							
Electricity	34,200	KWH	\$3,929.59	\$0.00	\$3,929.59	0.1149	44.77%
Natural Gas	4,722	CCF	\$3,475.66	\$0.00	\$3,475.66	0.7361	39.60%
Water	280	CCF	\$1,076.13	\$0.00	\$1,076.13	3.8433	12.26%
Sewer	135	CCF	\$295.93	\$0.00	\$295.93	2.1921	3.37%
Total Cost:			\$8,777.31	\$0.00	\$8,777.31		



Filters: Cost Center Name Not One Of DoNotReport; Billing Period Equal To 201001

# el Paso

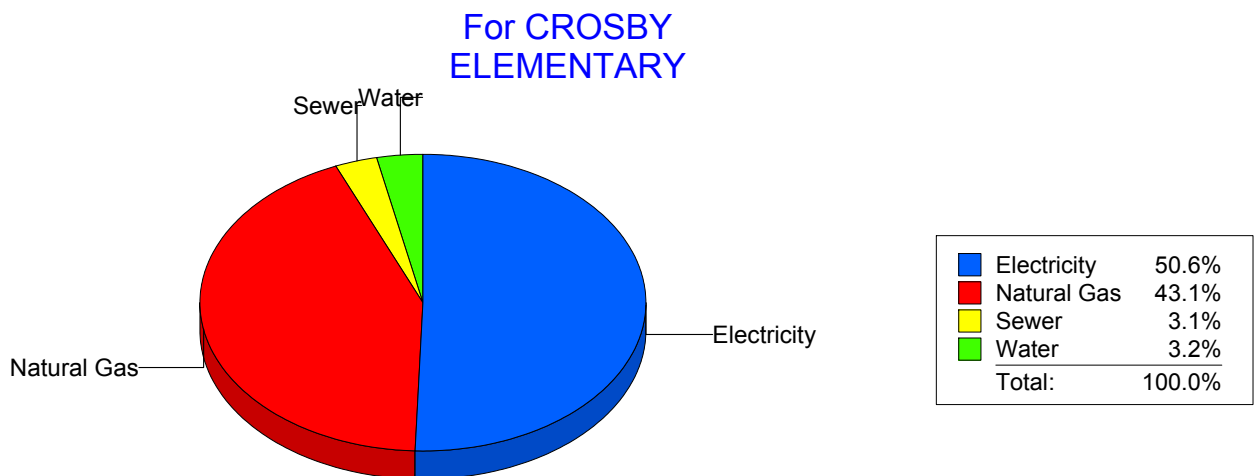
Energy CAP

Cost Avoidance Program

## Cost Summary Graph

Grouped by Energy Type

Energy Type	Use	Units	Meter Cost	Special Charges	Total Cost	Avg Unit Cost	% of Total Cost
Site: CROSBY ELEMENTARY - CROSBY ELEMENTARY							
Electricity	29,604	KWH	\$3,767.04	\$0.00	\$3,767.04	0.1272	50.60%
Natural Gas	4,298	CCF	\$3,207.35	\$0.00	\$3,207.35	0.7462	43.08%
Water	79	CCF	\$239.81	\$0.00	\$239.81	3.0356	3.22%
Sewer	84	CCF	\$231.16	\$0.00	\$231.16	2.7519	3.10%
Total Cost:			\$7,445.36	\$0.00	\$7,445.36		



Filters: Cost Center Name Not One Of DoNotReport; Billing Period Equal To 201001

# elpaso

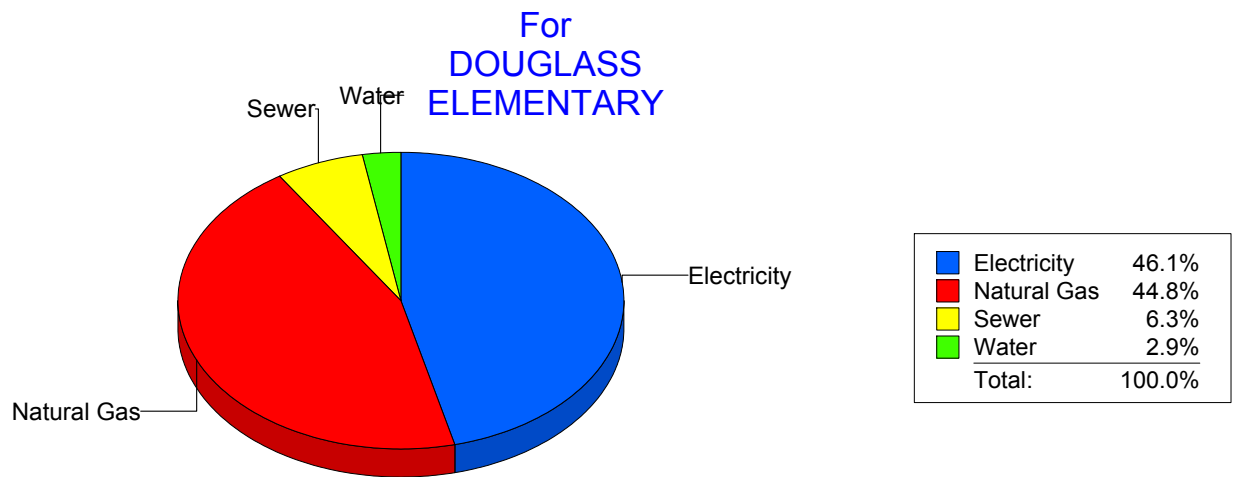
Energy CAP

Cost Avoidance Program

## Cost Summary Graph

Grouped by Energy Type

Energy Type	Use	Units	Meter Cost	Special Charges	Total Cost	Avg Unit Cost	% of Total Cost
Site: DOUGLASS ELEMENTARY - DOUGLASS ELEMENTARY							
Electricity	34,978	KWH	\$4,069.88	\$0.00	\$4,069.88	0.1164	46.06%
Natural Gas	5,343	CCF	\$3,957.08	\$0.00	\$3,957.08	0.7406	44.78%
Water	74	CCF	\$256.46	\$0.00	\$256.46	3.4657	2.90%
Sewer	300	CCF	\$552.68	\$0.00	\$552.68	1.8423	6.25%
Total Cost:			\$8,836.10	\$0.00	\$8,836.10		



Filters: Cost Center Name Not One Of DoNotReport; Billing Period Equal To 201001

# elpaso

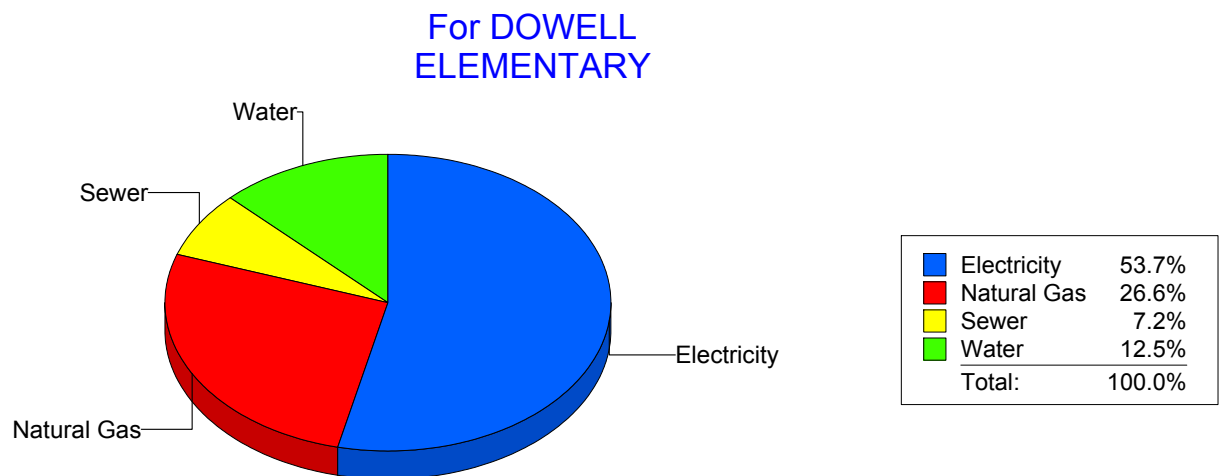
Energy CAP

Cost Avoidance Program

## Cost Summary Graph

Grouped by Energy Type

Energy Type	Use	Units	Meter Cost	Special Charges	Total Cost	Avg Unit Cost	% of Total Cost
Site: DOWELL ELEMENTARY - DOWELL ELEMENTARY							
Electricity	24,934	KWH	\$3,148.16	\$0.00	\$3,148.16	0.1263	53.75%
Natural Gas	2,084	CCF	\$1,559.81	\$0.00	\$1,559.81	0.7485	26.63%
Water	360	CCF	\$730.14	\$0.00	\$730.14	2.0282	12.47%
Sewer	291	CCF	\$419.05	\$0.00	\$419.05	1.4400	7.15%
Total Cost:			\$5,857.16	\$0.00	\$5,857.16		



Filters: Cost Center Name Not One Of DoNotReport; Billing Period Equal To 201001

# elpaso

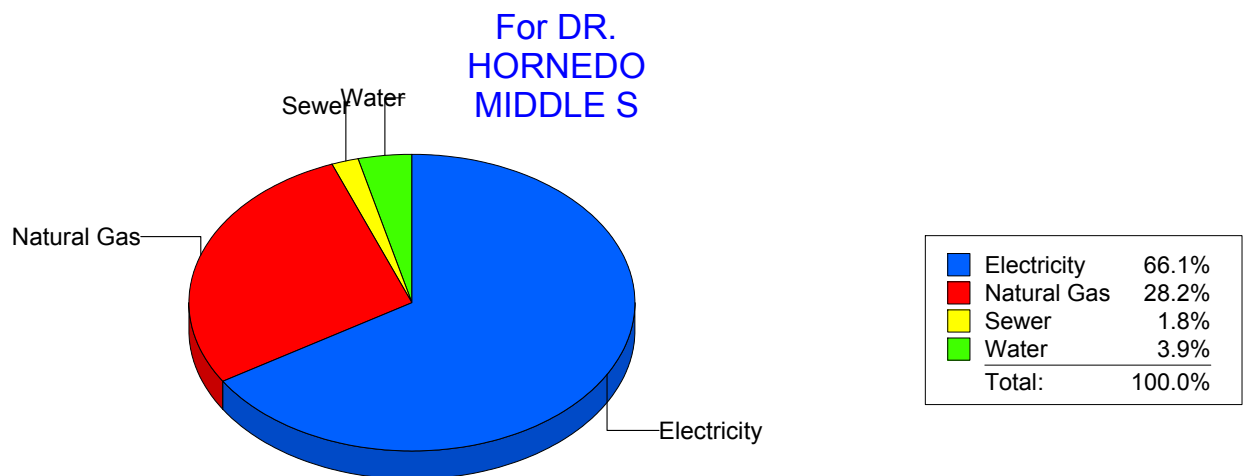
Energy CAP

Cost Avoidance Program

## Cost Summary Graph

Grouped by Energy Type

Energy Type	Use	Units	Meter Cost	Special Charges	Total Cost	Avg Unit Cost	% of Total Cost
Site: DR. HORNEDO MIDDLE S - DR. HORNEDO MIDDLE S							
Electricity	146,000	KWH	\$15,879.50	\$0.00	\$15,879.50	0.1088	66.08%
Natural Gas	9,294	CCF	\$6,780.09	\$0.00	\$6,780.09	0.7295	28.22%
Water	667	CCF	\$932.31	\$0.00	\$932.31	1.3978	3.88%
Sewer	178	CCF	\$438.01	\$0.00	\$438.01	2.4607	1.82%
Total Cost:			\$24,029.91	\$0.00	\$24,029.91		



Filters: Cost Center Name Not One Of DoNotReport; Billing Period Equal To 201001

# elpaso

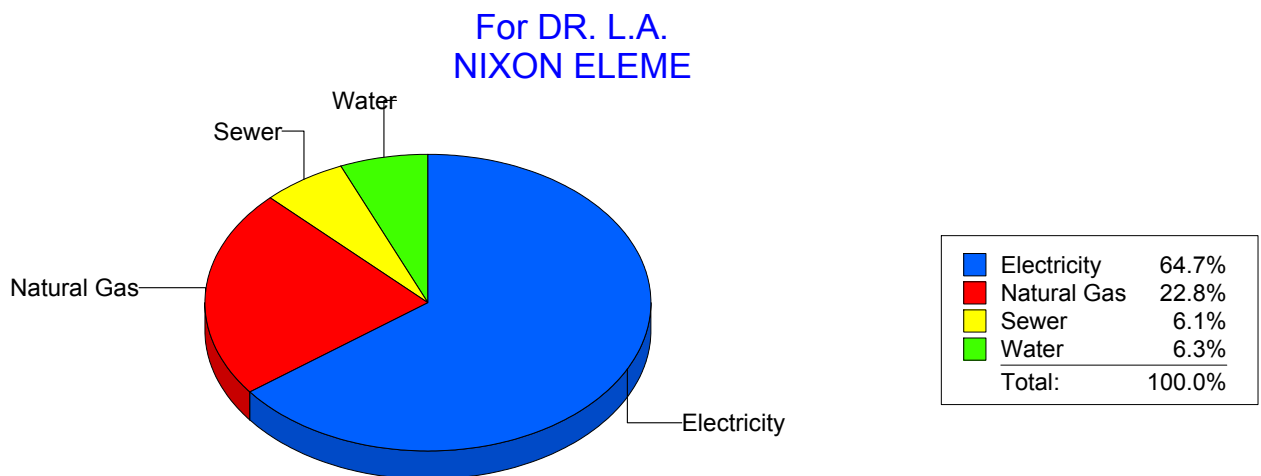
Energy CAP

Cost Avoidance Program

## Cost Summary Graph

Grouped by Energy Type

Energy Type	Use	Units	Meter Cost	Special Charges	Total Cost	Avg Unit Cost	% of Total Cost
Site: DR. L.A. NIXON ELEME - DR. L.A. NIXON ELEME							
Electricity	51,300	KWH	\$5,905.32	\$0.00	\$5,905.32	0.1151	64.74%
Natural Gas	2,761	CCF	\$2,081.35	\$0.00	\$2,081.35	0.7538	22.82%
Water	239	CCF	\$576.68	\$0.00	\$576.68	2.4129	6.32%
Sewer	243	CCF	\$557.94	\$0.00	\$557.94	2.2960	6.12%
Total Cost:			\$9,121.29	\$0.00	\$9,121.29		



Filters: Cost Center Name Not One Of DoNotReport; Billing Period Equal To 201001

# elpaso

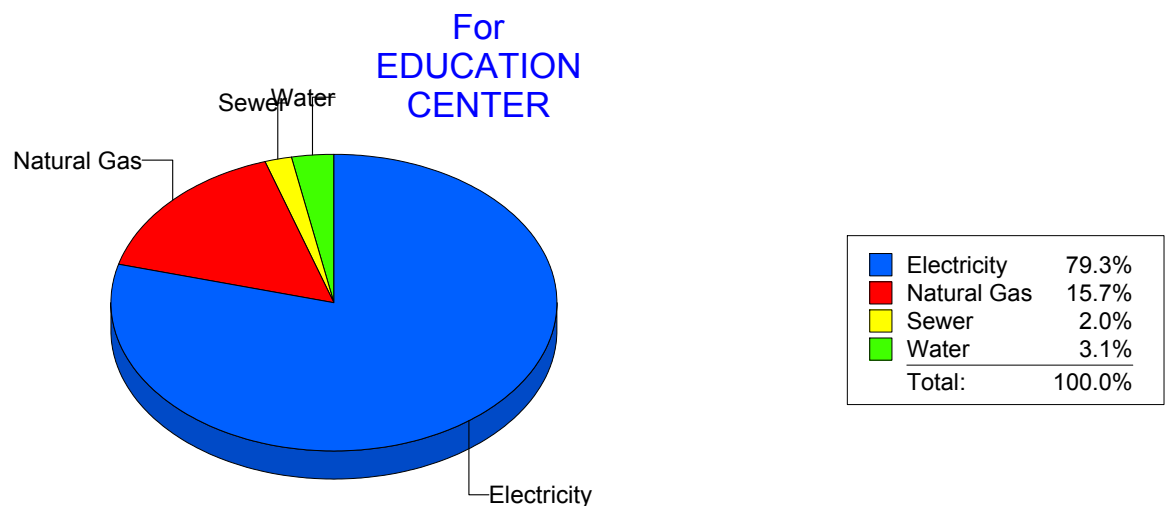
Energy CAP

Cost Avoidance Program

## Cost Summary Graph

Grouped by Energy Type

Energy Type	Use	Units	Meter Cost	Special Charges	Total Cost	Avg Unit Cost	% of Total Cost
Site: EDUCATION CENTER - EDUCATION CENTER							
Electricity	251,694	KWH	\$25,016.58	\$0.00	\$25,016.58	0.0994	79.29%
Natural Gas	6,757	CCF	\$4,946.47	\$0.00	\$4,946.47	0.7321	15.68%
Water	372	CCF	\$968.68	\$0.00	\$968.68	2.6040	3.07%
Sewer	242	CCF	\$618.91	\$0.00	\$618.91	2.5575	1.96%
Total Cost:			\$31,550.64	\$0.00	\$31,550.64		



Filters: Cost Center Name Not One Of DoNotReport; Billing Period Equal To 201001

# elpaso

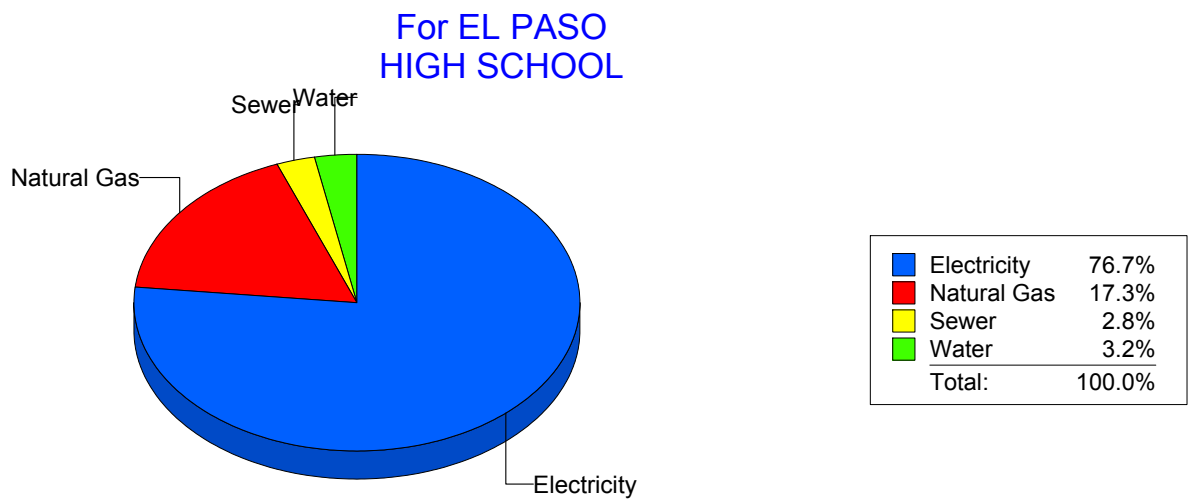
Energy CAP

Cost Avoidance Program

## Cost Summary Graph

Grouped by Energy Type

Energy Type	Use	Units	Meter Cost	Special Charges	Total Cost	Avg Unit Cost	% of Total Cost
Site: EL PASO HIGH SCHOOL - EL PASO HIGH SCHOOL							
Electricity	146,676	KWH	\$19,433.50	\$0.00	\$19,433.50	0.1325	76.72%
Natural Gas	5,802	CCF	\$4,389.05	\$0.00	\$4,389.05	0.7565	17.33%
Water	238	CCF	\$800.43	\$0.00	\$800.43	3.3632	3.16%
Sewer	283	CCF	\$708.97	\$0.00	\$708.97	2.5052	2.80%
Total Cost:			\$25,331.95	\$0.00	\$25,331.95		



Filters: Cost Center Name Not One Of DoNotReport; Billing Period Equal To 201001

# elpaso

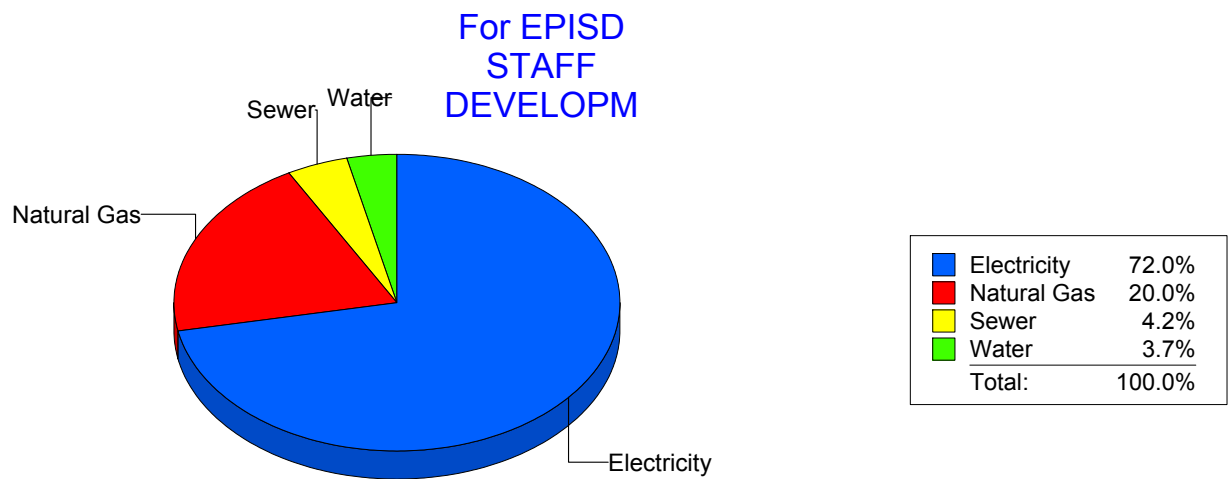
Energy CAP

Cost Avoidance Program

## Cost Summary Graph

Grouped by Energy Type

Energy Type	Use	Units	Meter Cost	Special Charges	Total Cost	Avg Unit Cost	% of Total Cost
Site: EPISD STAFF DEVELOPM - EPISD STAFF DEVELOPM							
Electricity	10,360	KWH	\$1,666.76	\$0.00	\$1,666.76	0.1609	72.02%
Natural Gas	589	CCF	\$463.89	\$0.00	\$463.89	0.7876	20.04%
Water	15	CCF	\$85.89	\$0.00	\$85.89	5.7260	3.71%
Sewer	38	CCF	\$97.74	\$0.00	\$97.74	2.5721	4.22%
Total Cost:			\$2,314.28	\$0.00	\$2,314.28		



Filters: Cost Center Name Not One Of DoNotReport; Billing Period Equal To 201001

# elpaso

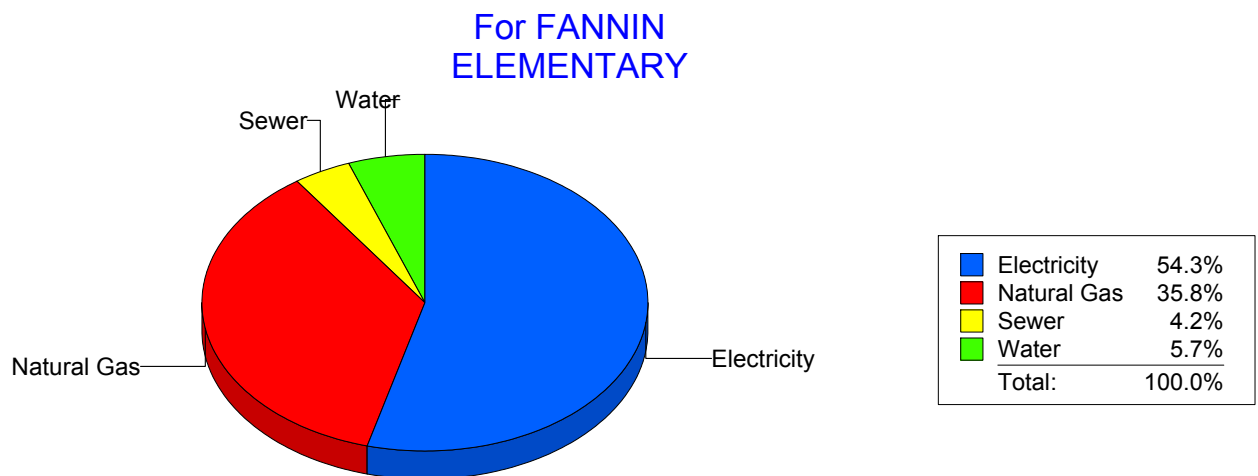
Energy CAP

Cost Avoidance Program

## Cost Summary Graph

Grouped by Energy Type

Energy Type	Use	Units	Meter Cost	Special Charges	Total Cost	Avg Unit Cost	% of Total Cost
Site: FANNIN ELEMENTARY - FANNIN ELEMENTARY							
Electricity	32,715	KWH	\$4,583.63	\$0.00	\$4,583.63	0.1401	54.30%
Natural Gas	4,012	CCF	\$3,025.27	\$0.00	\$3,025.27	0.7541	35.84%
Water	115	CCF	\$479.76	\$0.00	\$479.76	4.1718	5.68%
Sewer	120	CCF	\$352.25	\$0.00	\$352.25	2.9354	4.17%
Total Cost:			\$8,440.91	\$0.00	\$8,440.91		



Filters: Cost Center Name Not One Of DoNotReport; Billing Period Equal To 201001

# elpaso

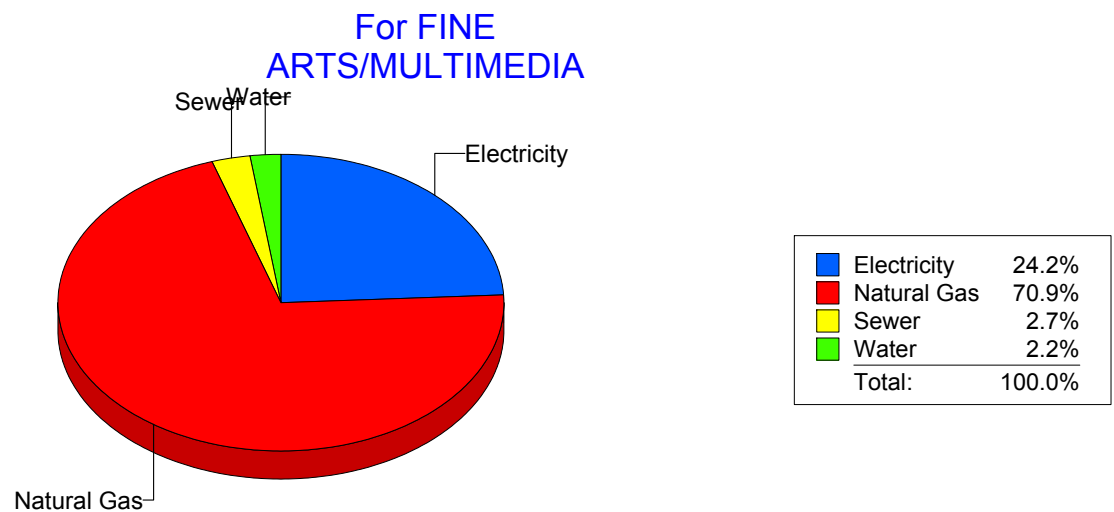
Energy CAP

Cost Avoidance Program

## Cost Summary Graph

Grouped by Energy Type

Energy Type	Use	Units	Meter Cost	Special Charges	Total Cost	Avg Unit Cost	% of Total Cost
Site: FINE ARTS/MULTIMEDIA - FINE ARTS/MULTIMEDIA							
Electricity	9,018	KWH	\$1,248.24	\$0.00	\$1,248.24	0.1384	24.25%
Natural Gas	4,960	CCF	\$3,647.68	\$0.00	\$3,647.68	0.7354	70.86%
Water	36	CCF	\$114.83	\$0.00	\$114.83	3.1897	2.23%
Sewer	59	CCF	\$137.17	\$0.00	\$137.17	2.3249	2.66%
Total Cost:			\$5,147.92	\$0.00	\$5,147.92		



Filters: Cost Center Name Not One Of DoNotReport; Billing Period Equal To 201001

# elpaso

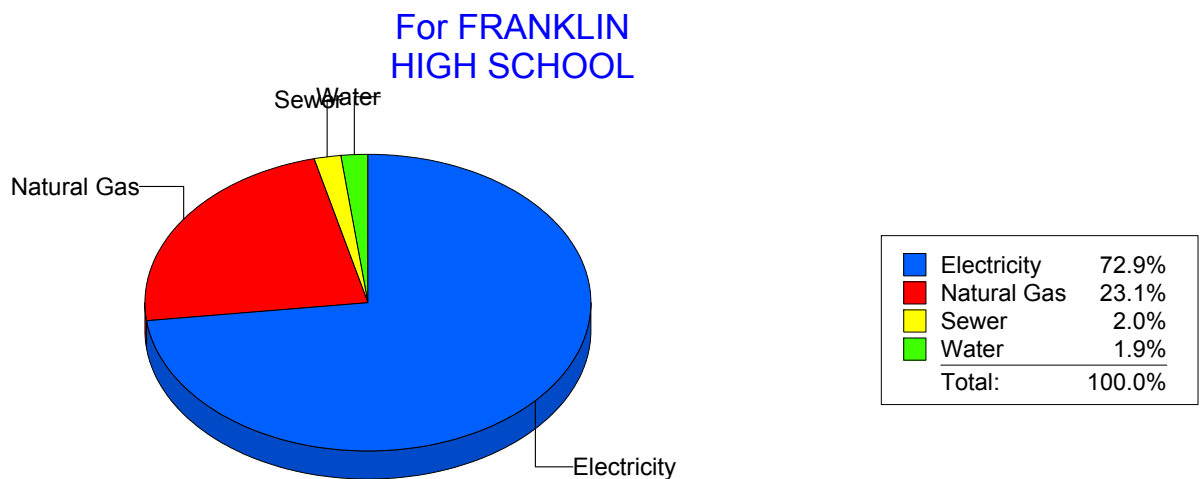
Energy CAP

Cost Avoidance Program

## Cost Summary Graph

Grouped by Energy Type

Energy Type	Use	Units	Meter Cost	Special Charges	Total Cost	Avg Unit Cost	% of Total Cost
Site: FRANKLIN HIGH SCHOOL - FRANKLIN HIGH SCHOOL							
Electricity	247,781	KWH	\$27,629.86	\$0.00	\$27,629.86	0.1115	72.94%
Natural Gas	11,999	CCF	\$8,765.82	\$0.00	\$8,765.82	0.7305	23.14%
Water	350	CCF	\$737.34	\$0.00	\$737.34	2.1067	1.95%
Sewer	421	CCF	\$746.62	\$0.00	\$746.62	1.7734	1.97%
Total Cost:			\$37,879.64	\$0.00	\$37,879.64		



Filters: Cost Center Name Not One Of DoNotReport; Billing Period Equal To 201001

# elpaso

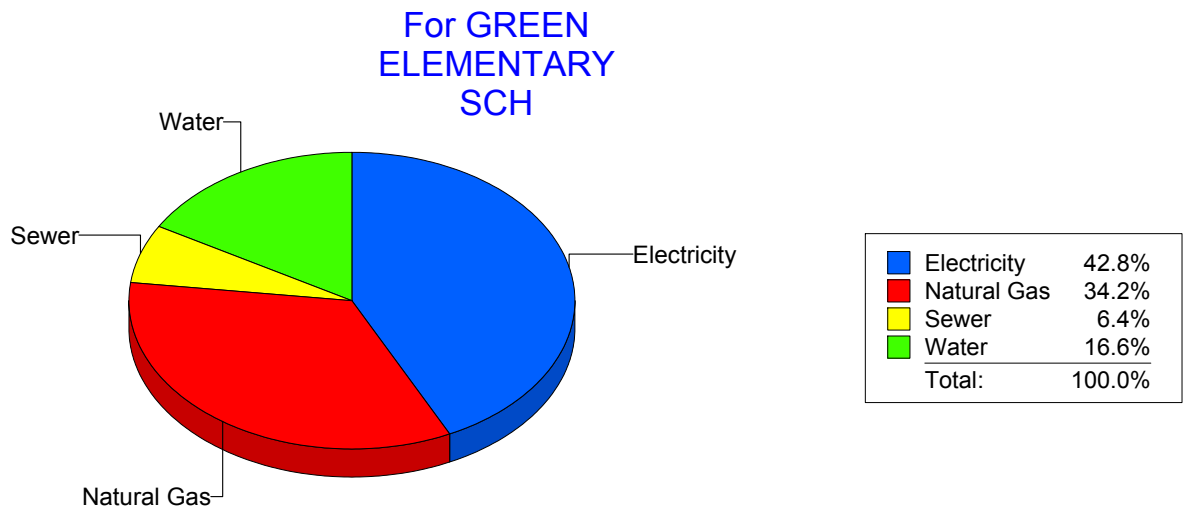
Energy CAP

Cost Avoidance Program

## Cost Summary Graph

Grouped by Energy Type

Energy Type	Use	Units	Meter Cost	Special Charges	Total Cost	Avg Unit Cost	% of Total Cost
Site: GREEN ELEMENTARY SCH - GREEN ELEMENTARY SCH							
Electricity	28,500	KWH	\$3,343.31	\$0.00	\$3,343.31	0.1173	42.77%
Natural Gas	3,555	CCF	\$2,669.85	\$0.00	\$2,669.85	0.7510	34.15%
Water	479	CCF	\$1,299.71	\$0.00	\$1,299.71	2.7134	16.63%
Sewer	181	CCF	\$504.06	\$0.00	\$504.06	2.7849	6.45%
Total Cost:			\$7,816.93	\$0.00	\$7,816.93		



Filters: Cost Center Name Not One Of DoNotReport; Billing Period Equal To 201001

# elpaso

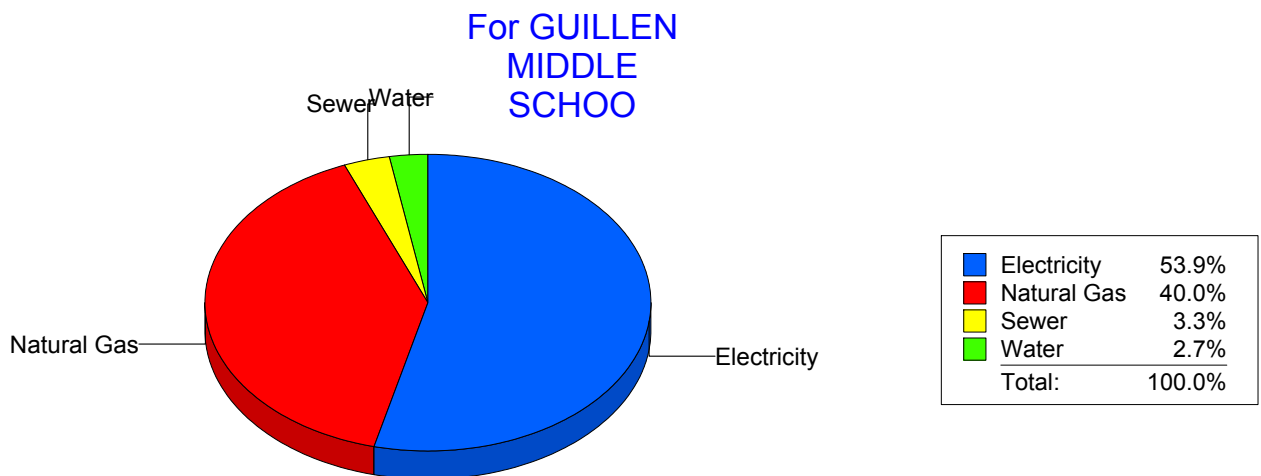
Energy CAP

Cost Avoidance Program

## Cost Summary Graph

Grouped by Energy Type

Energy Type	Use	Units	Meter Cost	Special Charges	Total Cost	Avg Unit Cost	% of Total Cost
Site: GUILLEN MIDDLE SCHOO - GUILLEN MIDDLE SCHOO							
Electricity	80,635	KWH	\$8,732.69	\$0.00	\$8,732.69	0.1083	53.95%
Natural Gas	8,793	CCF	\$6,480.80	\$0.00	\$6,480.80	0.7370	40.04%
Water	140	CCF	\$433.13	\$0.00	\$433.13	3.0938	2.68%
Sewer	268	CCF	\$540.21	\$0.00	\$540.21	2.0157	3.34%
Total Cost:			\$16,186.83	\$0.00	\$16,186.83		



Filters: Cost Center Name Not One Of DoNotReport; Billing Period Equal To 201001

# elpaso

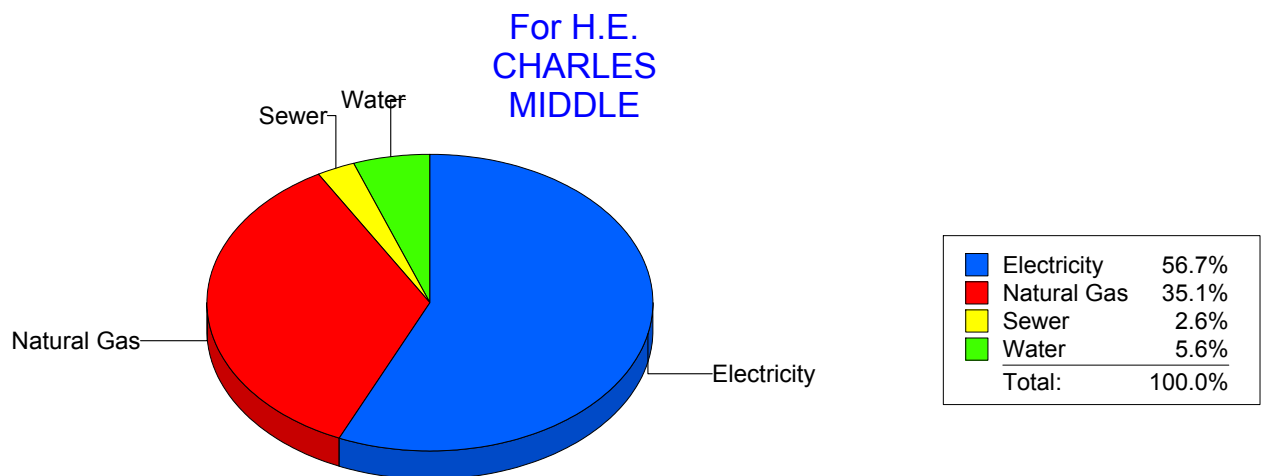
Energy CAP

Cost Avoidance Program

## Cost Summary Graph

Grouped by Energy Type

Energy Type	Use	Units	Meter Cost	Special Charges	Total Cost	Avg Unit Cost	% of Total Cost
Site: H.E. CHARLES MIDDLE - H.E. CHARLES MIDDLE							
Electricity	58,400	KWH	\$7,877.27	\$0.00	\$7,877.27	0.1349	56.69%
Natural Gas	6,653	CCF	\$4,871.30	\$0.00	\$4,871.30	0.7322	35.06%
Water	288	CCF	\$780.73	\$0.00	\$780.73	2.7109	5.62%
Sewer	121	CCF	\$365.62	\$0.00	\$365.62	3.0217	2.63%
Total Cost:			\$13,894.92	\$0.00	\$13,894.92		



Filters: Cost Center Name Not One Of DoNotReport; Billing Period Equal To 201001

# elpaso

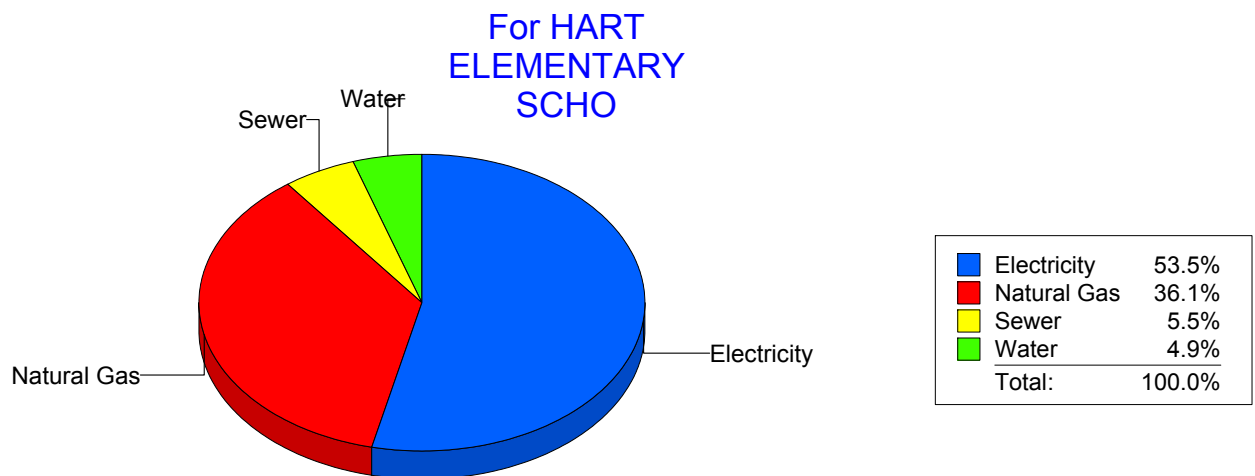
Energy CAP

Cost Avoidance Program

## Cost Summary Graph

Grouped by Energy Type

Energy Type	Use	Units	Meter Cost	Special Charges	Total Cost	Avg Unit Cost	% of Total Cost
Site: HART ELEMENTARY SCHO - HART ELEMENTARY SCHO							
Electricity	23,102	KWH	\$3,200.43	\$0.00	\$3,200.43	0.1385	53.47%
Natural Gas	2,907	CCF	\$2,162.92	\$0.00	\$2,162.92	0.7440	36.14%
Water	108	CCF	\$292.49	\$0.00	\$292.49	2.7082	4.89%
Sewer	143	CCF	\$329.33	\$0.00	\$329.33	2.3030	5.50%
Total Cost:			\$5,985.17	\$0.00	\$5,985.17		



Filters: Cost Center Name Not One Of DoNotReport; Billing Period Equal To 201001

# elpaso

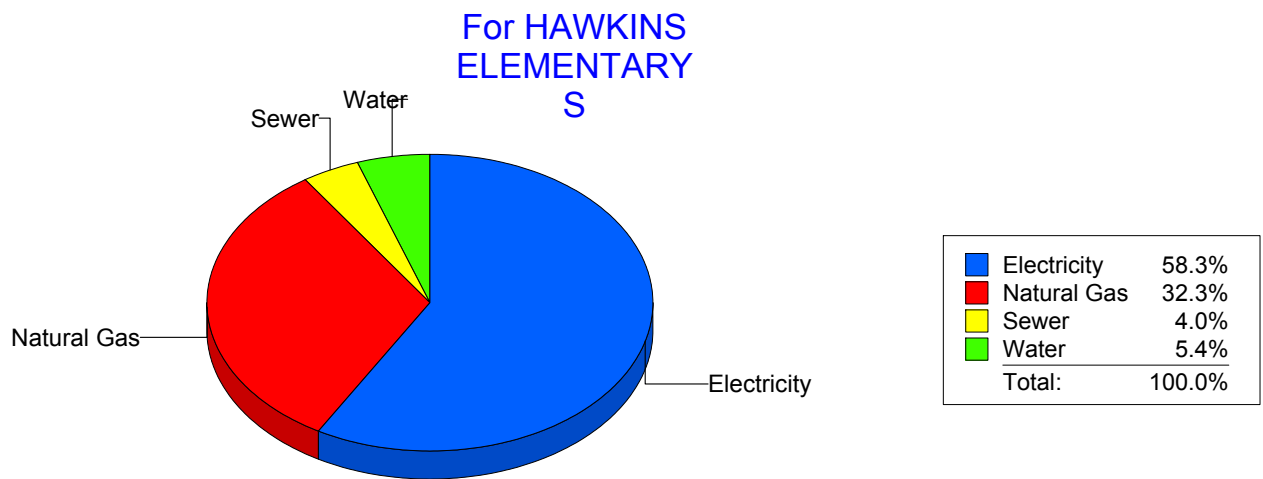
Energy CAP

Cost Avoidance Program

## Cost Summary Graph

Grouped by Energy Type

Energy Type	Use	Units	Meter Cost	Special Charges	Total Cost	Avg Unit Cost	% of Total Cost
Site: HAWKINS ELEMENTARY S - HAWKINS ELEMENTARY S							
Electricity	22,062	KWH	\$2,511.85	\$0.00	\$2,511.85	0.1139	58.33%
Natural Gas	1,854	CCF	\$1,391.10	\$0.00	\$1,391.10	0.7503	32.31%
Water	31	CCF	\$232.84	\$0.00	\$232.84	7.5110	5.41%
Sewer	36	CCF	\$170.20	\$0.00	\$170.20	4.7278	3.95%
Total Cost:			\$4,305.99	\$0.00	\$4,305.99		



Filters: Cost Center Name Not One Of DoNotReport; Billing Period Equal To 201001

# elpaso

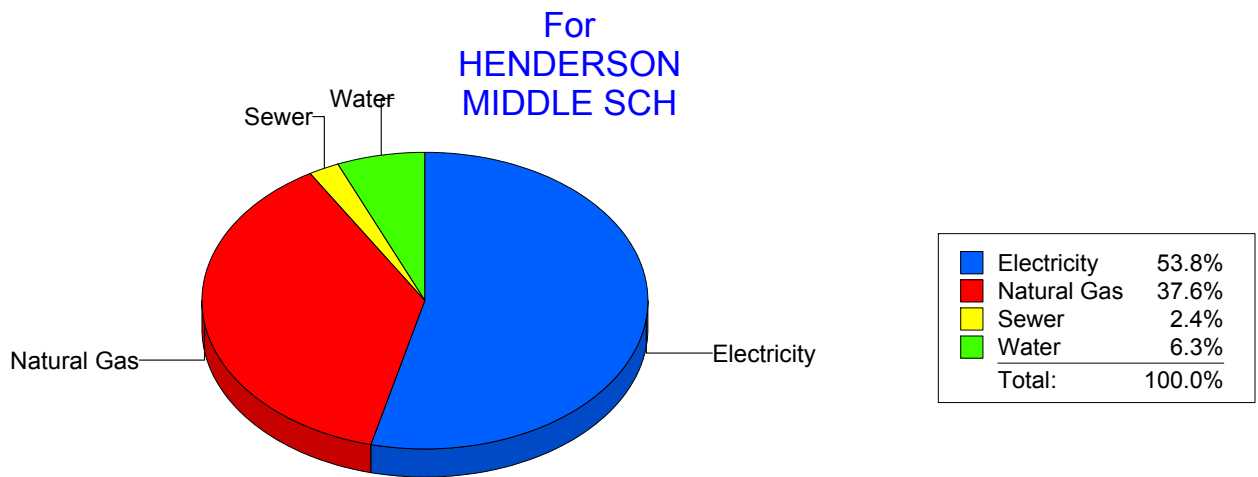
Energy CAP

Cost Avoidance Program

## Cost Summary Graph

Grouped by Energy Type

Energy Type	Use	Units	Meter Cost	Special Charges	Total Cost	Avg Unit Cost	% of Total Cost
Site: HENDERSON MIDDLE SCH - HENDERSON MIDDLE SCH							
Electricity	48,810	KWH	\$5,941.73	\$0.00	\$5,941.73	0.1217	53.78%
Natural Gas	5,655	CCF	\$4,149.99	\$0.00	\$4,149.99	0.7339	37.57%
Water	309	CCF	\$692.62	\$0.00	\$692.62	2.2415	6.27%
Sewer	158	CCF	\$262.90	\$0.00	\$262.90	1.6639	2.38%
Total Cost:			\$11,047.24	\$0.00	\$11,047.24		



Filters: Cost Center Name Not One Of DoNotReport; Billing Period Equal To 201001

# elpaso

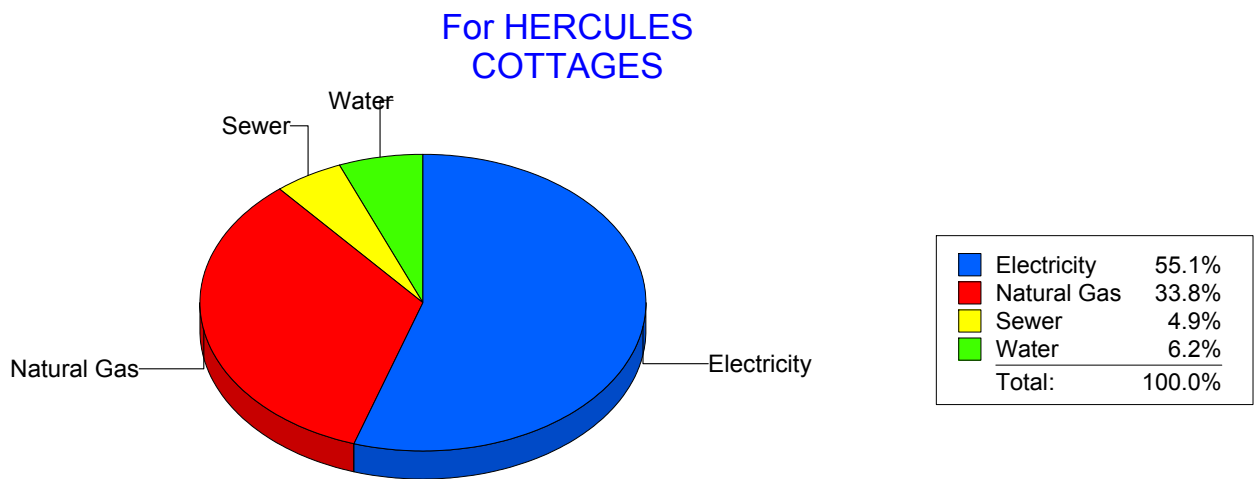
Energy CAP

Cost Avoidance Program

## Cost Summary Graph

Grouped by Energy Type

Energy Type	Use	Units	Meter Cost	Special Charges	Total Cost	Avg Unit Cost	% of Total Cost
Site: HERCULES COTTAGES - HERCULES COTTAGES							
Electricity	3,920	KWH	\$671.97	\$0.00	\$671.97	0.1714	55.12%
Natural Gas	384	CCF	\$412.37	\$0.00	\$412.37	1.0739	33.83%
Water	27	CCF	\$75.15	\$0.00	\$75.15	2.7833	6.16%
Sewer	23	CCF	\$59.54	\$0.00	\$59.54	2.5887	4.88%
Total Cost:			\$1,219.03	\$0.00	\$1,219.03		



Filters: Cost Center Name Not One Of DoNotReport; Billing Period Equal To 201001

# elpaso

Energy CAP

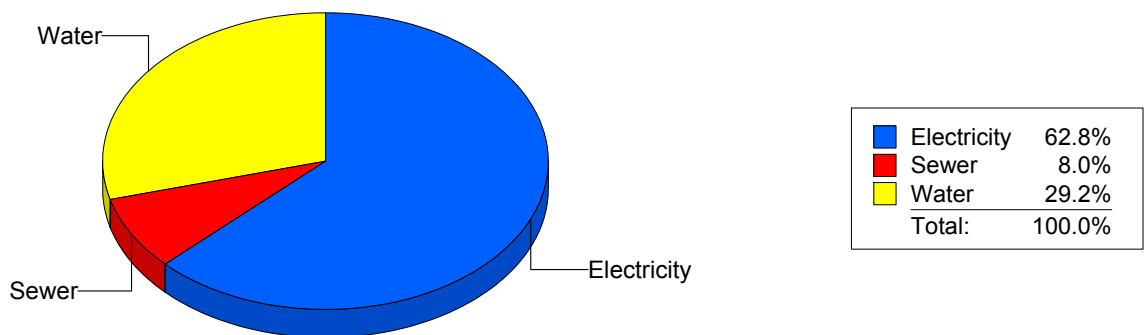
Cost Avoidance Program

## Cost Summary Graph

Grouped by Energy Type

Energy Type	Use	Units	Meter Cost	Special Charges	Total Cost	Avg Unit Cost	% of Total Cost
Site: 174 - HERRERA ELEMENTARY							
Electricity	39,600	KWH	\$4,339.62	\$0.00	\$4,339.62	0.1096	62.77%
Water	766	CCF	\$2,019.37	\$0.00	\$2,019.37	2.6363	29.21%
Sewer	270	CCF	\$554.85	\$0.00	\$554.85	2.0550	8.03%
Total Cost:			\$6,913.84	\$0.00	\$6,913.84		

For HERRERA  
ELEMENTARY



Filters: Cost Center Name Not One Of DoNotReport; Billing Period Equal To 201001

# elpaso

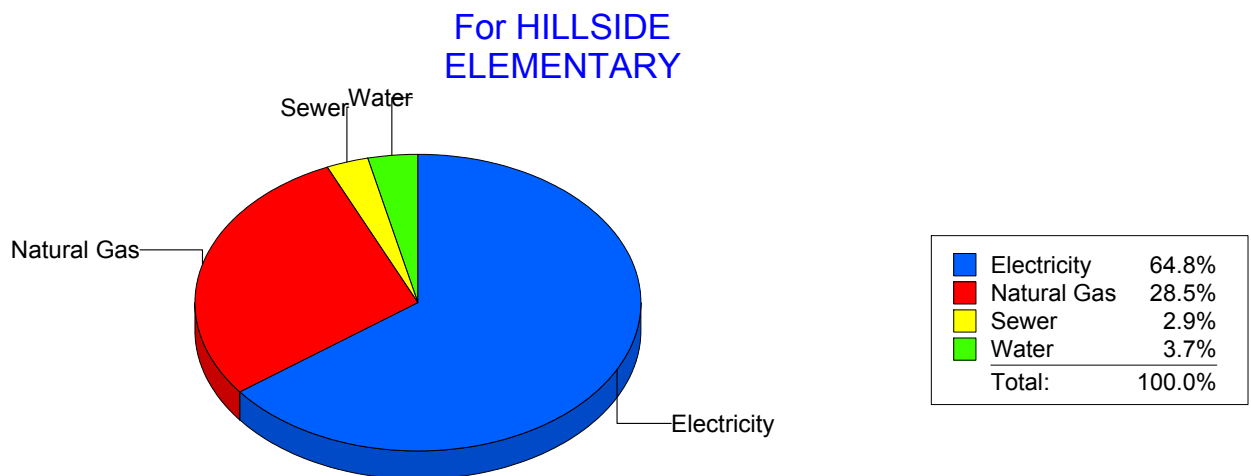
Energy CAP

Cost Avoidance Program

## Cost Summary Graph

Grouped by Energy Type

Energy Type	Use	Units	Meter Cost	Special Charges	Total Cost	Avg Unit Cost	% of Total Cost
Site: HILLSIDE ELEMENTARY - HILLSIDE ELEMENTARY							
Electricity	53,390	KWH	\$6,719.52	\$0.00	\$6,719.52	0.1259	64.85%
Natural Gas	3,874	CCF	\$2,957.59	\$0.00	\$2,957.59	0.7634	28.54%
Water	92	CCF	\$385.80	\$0.00	\$385.80	4.1935	3.72%
Sewer	78	CCF	\$298.91	\$0.00	\$298.91	3.8322	2.88%
Total Cost:			\$10,361.82	\$0.00	\$10,361.82		



Filters: Cost Center Name Not One Of DoNotReport; Billing Period Equal To 201001

# elpaso

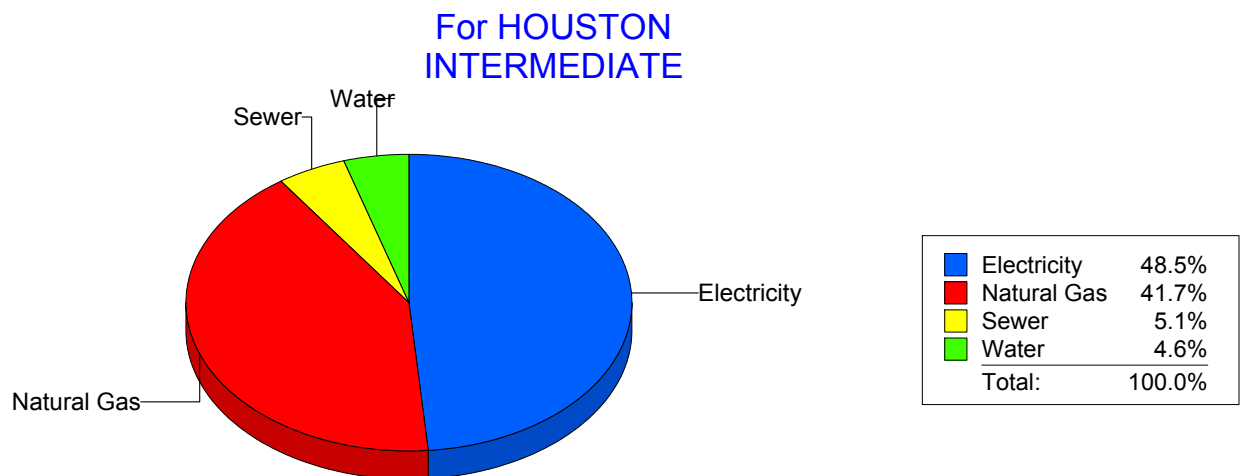
Energy CAP

Cost Avoidance Program

## Cost Summary Graph

Grouped by Energy Type

Energy Type	Use	Units	Meter Cost	Special Charges	Total Cost	Avg Unit Cost	% of Total Cost
Site: HOUSTON INTERMEDIATE - HOUSTON INTERMEDIATE							
Electricity	21,752	KWH	\$2,757.43	\$0.00	\$2,757.43	0.1268	48.52%
Natural Gas	3,116	CCF	\$2,372.32	\$0.00	\$2,372.32	0.7613	41.74%
Water	44	CCF	\$262.32	\$0.00	\$262.32	5.9618	4.62%
Sewer	64	CCF	\$291.24	\$0.00	\$291.24	4.5506	5.12%
Total Cost:			\$5,683.31	\$0.00	\$5,683.31		



Filters: Cost Center Name Not One Of DoNotReport; Billing Period Equal To 201001

# elpaso

Energy CAP

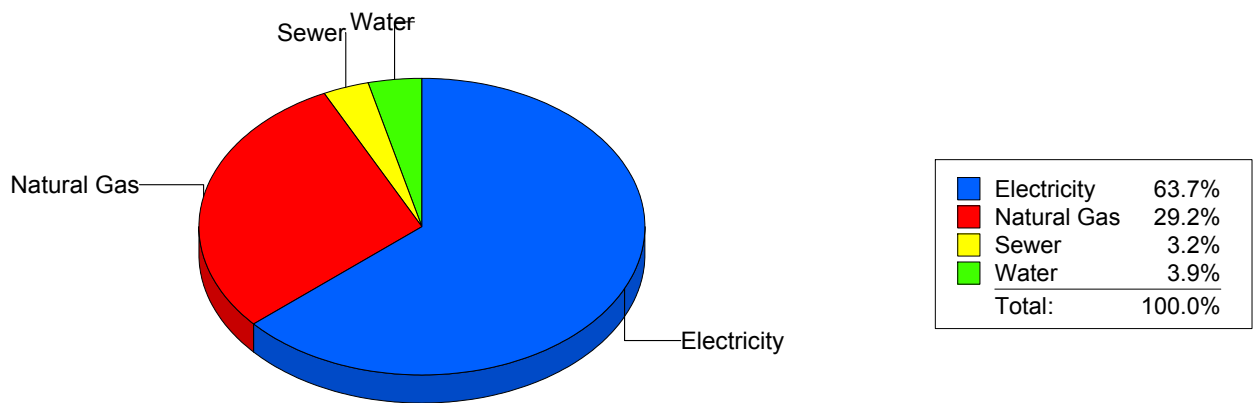
Cost Avoidance Program

## Cost Summary Graph

Grouped by Energy Type

Energy Type	Use	Units	Meter Cost	Special Charges	Total Cost	Avg Unit Cost	% of Total Cost
Site: MOYE - HR Moye							
Electricity	45,000	KWH	\$6,325.91	\$0.00	\$6,325.91	0.1406	63.68%
Natural Gas	3,920	CCF	\$2,896.01	\$0.00	\$2,896.01	0.7388	29.15%
Water	77	CCF	\$389.59	\$0.00	\$389.59	5.0596	3.92%
Sewer	87	CCF	\$322.44	\$0.00	\$322.44	3.7062	3.25%
Total Cost:			\$9,933.95	\$0.00	\$9,933.95		

For HR Moye



Filters: Cost Center Name Not One Of DoNotReport; Billing Period Equal To 201001

# elpaso

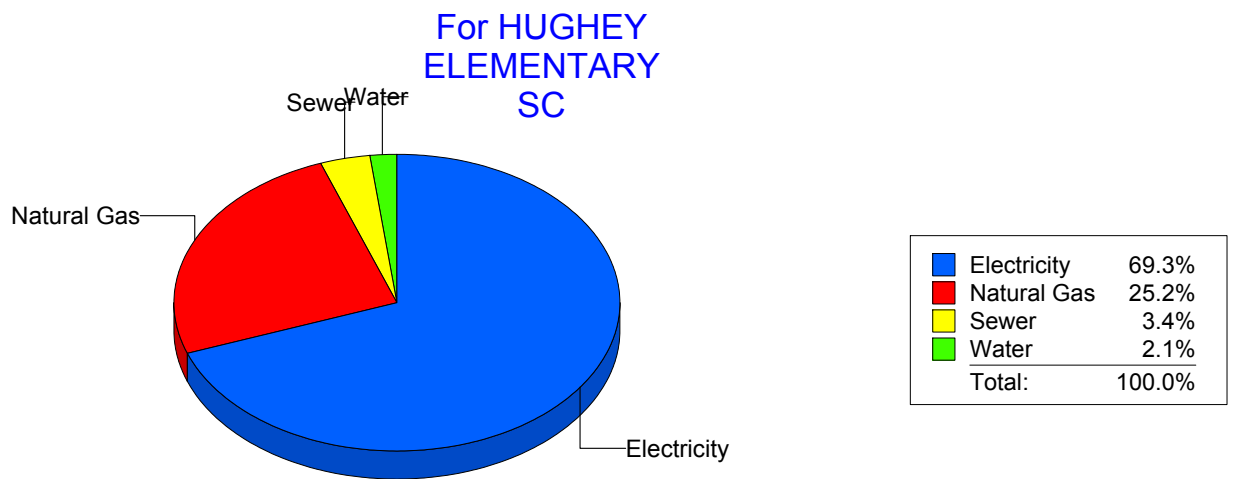
Energy CAP

Cost Avoidance Program

## Cost Summary Graph

Grouped by Energy Type

Energy Type	Use	Units	Meter Cost	Special Charges	Total Cost	Avg Unit Cost	% of Total Cost
Site: HUGHEY ELEMENTARY SC - HUGHEY ELEMENTARY SC							
Electricity	34,080	KWH	\$4,937.20	\$0.00	\$4,937.20	0.1449	69.33%
Natural Gas	2,405	CCF	\$1,794.96	\$0.00	\$1,794.96	0.7463	25.20%
Water	59	CCF	\$148.18	\$0.00	\$148.18	2.5115	2.08%
Sewer	141	CCF	\$241.31	\$0.00	\$241.31	1.7114	3.39%
Total Cost:			\$7,121.65	\$0.00	\$7,121.65		



Filters: Cost Center Name Not One Of DoNotReport; Billing Period Equal To 201001

# elpaso

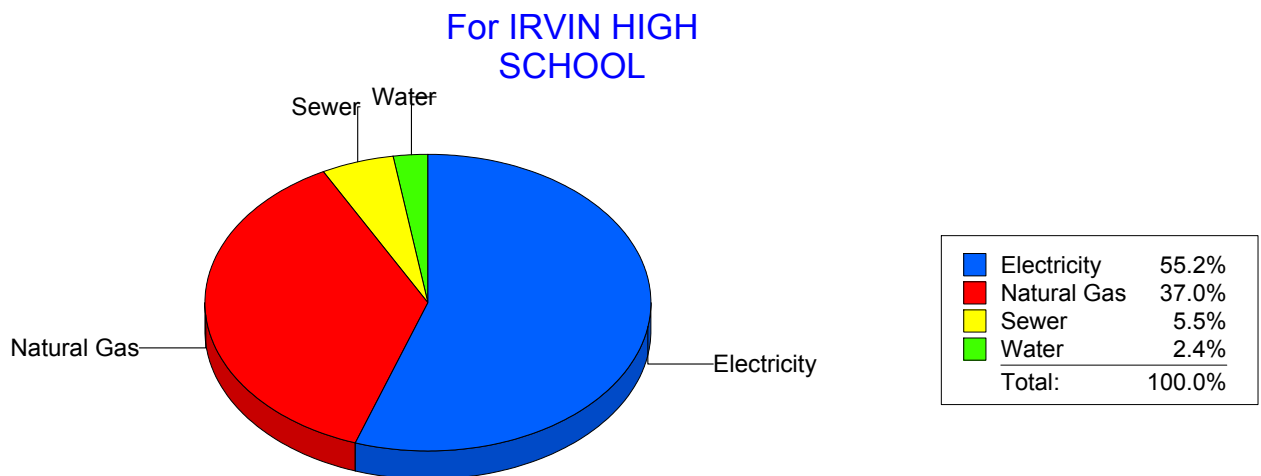
Energy CAP

Cost Avoidance Program

## Cost Summary Graph

Grouped by Energy Type

Energy Type	Use	Units	Meter Cost	Special Charges	Total Cost	Avg Unit Cost	% of Total Cost
Site: IRVIN HIGH SCHOOL - IRVIN HIGH SCHOOL							
Electricity	118,104	KWH	\$13,083.00	\$0.00	\$13,083.00	0.1108	55.17%
Natural Gas	12,017	CCF	\$8,774.44	\$0.00	\$8,774.44	0.7302	37.00%
Water	300	CCF	\$560.19	\$0.00	\$560.19	1.8673	2.36%
Sewer	914	CCF	\$1,298.39	\$0.00	\$1,298.39	1.4206	5.47%
Total Cost:			\$23,716.02	\$0.00	\$23,716.02		



Filters: Cost Center Name Not One Of DoNotReport; Billing Period Equal To 201001

# elpaso

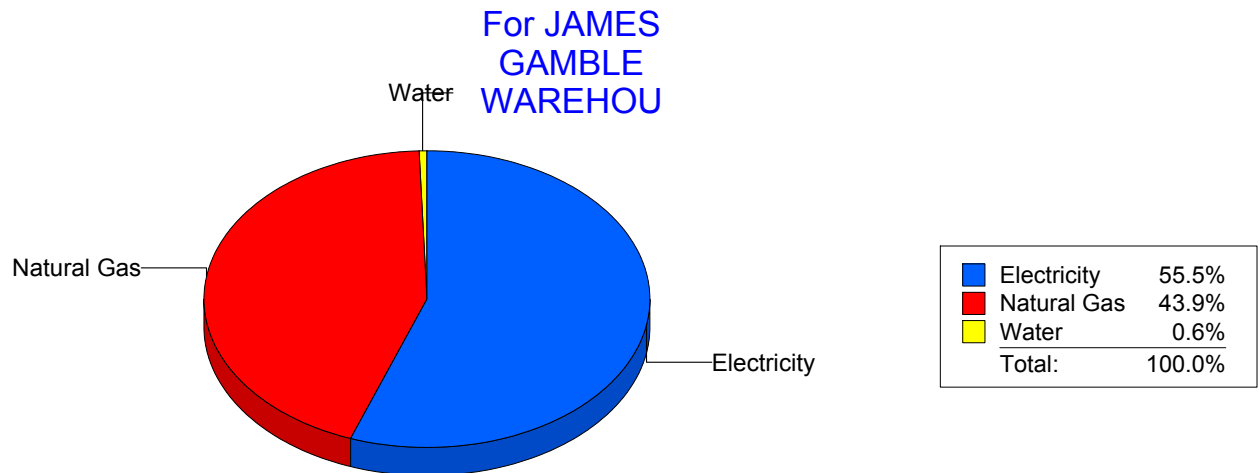
Energy CAP

Cost Avoidance Program

## Cost Summary Graph

Grouped by Energy Type

Energy Type	Use	Units	Meter Cost	Special Charges	Total Cost	Avg Unit Cost	% of Total Cost
Site: JAMES GAMBLE WAREHOU - JAMES GAMBLE WAREHOU							
Electricity	27,100	KWH	\$3,306.81	\$0.00	\$3,306.81	0.1220	55.45%
Natural Gas	3,538	CCF	\$2,620.07	\$0.00	\$2,620.07	0.7406	43.94%
Water	0	CCF	\$36.36	\$0.00	\$36.36	0.0000	0.61%
Total Cost:			\$5,963.24	\$0.00	\$5,963.24		



Filters: Cost Center Name Not One Of DoNotReport; Billing Period Equal To 201001

# elpaso

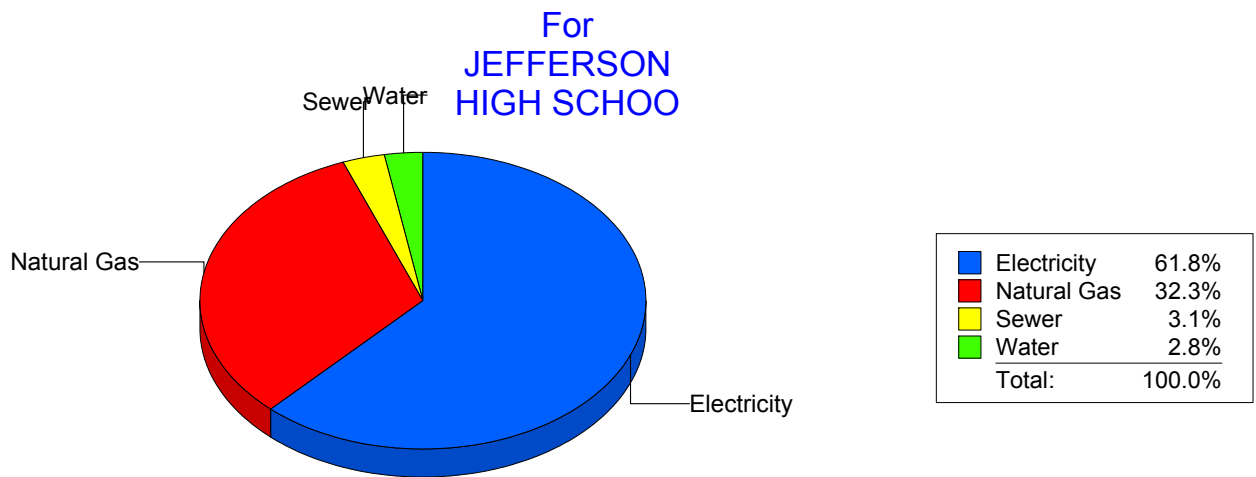
Energy CAP

Cost Avoidance Program

## Cost Summary Graph

Grouped by Energy Type

Energy Type	Use	Units	Meter Cost	Special Charges	Total Cost	Avg Unit Cost	% of Total Cost
Site: JEFFERSON HIGH SCHOO - JEFFERSON HIGH SCHOO							
Electricity	110,971	KWH	\$12,966.20	\$0.00	\$12,966.20	0.1168	61.85%
Natural Gas	8,923	CCF	\$6,775.28	\$0.00	\$6,775.28	0.7593	32.32%
Water	176	CCF	\$578.90	\$0.00	\$578.90	3.2892	2.76%
Sewer	236	CCF	\$644.27	\$0.00	\$644.27	2.7300	3.07%
Total Cost:			\$20,964.65	\$0.00	\$20,964.65		



Filters: Cost Center Name Not One Of DoNotReport; Billing Period Equal To 201001

# elpaso

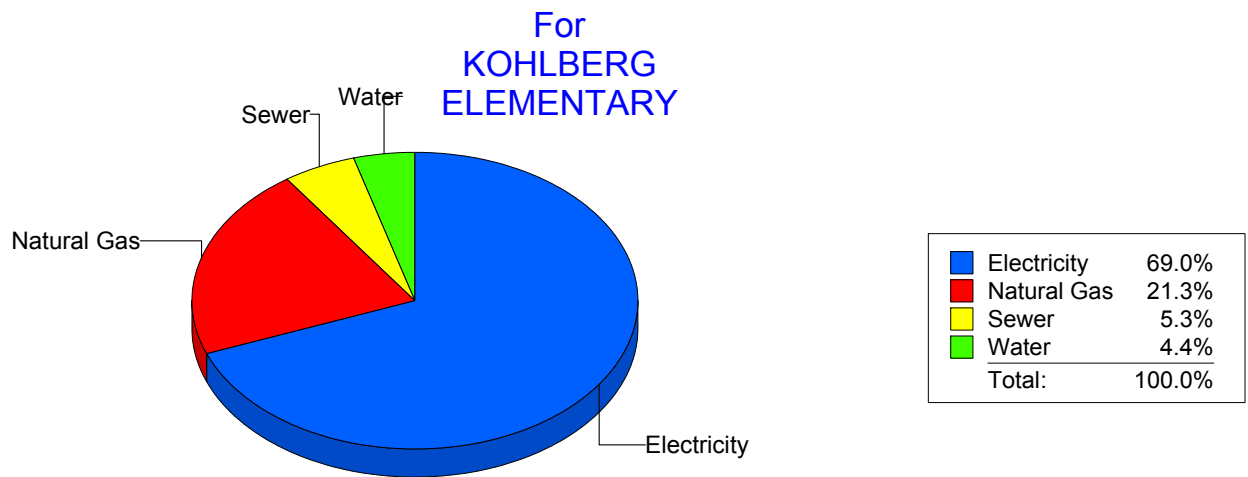
Energy CAP

Cost Avoidance Program

## Cost Summary Graph

Grouped by Energy Type

Energy Type	Use	Units	Meter Cost	Special Charges	Total Cost	Avg Unit Cost	% of Total Cost
Site: KOHLBERG ELEMENTARY - KOHLBERG ELEMENTARY							
Electricity	75,260	KWH	\$8,514.89	\$0.00	\$8,514.89	0.1131	69.05%
Natural Gas	3,542	CCF	\$2,622.81	\$0.00	\$2,622.81	0.7405	21.27%
Water	246	CCF	\$546.03	\$0.00	\$546.03	2.2196	4.43%
Sewer	363	CCF	\$648.10	\$0.00	\$648.10	1.7854	5.26%
Total Cost:			\$12,331.83	\$0.00	\$12,331.83		



Filters: Cost Center Name Not One Of DoNotReport; Billing Period Equal To 201001

# elpaso

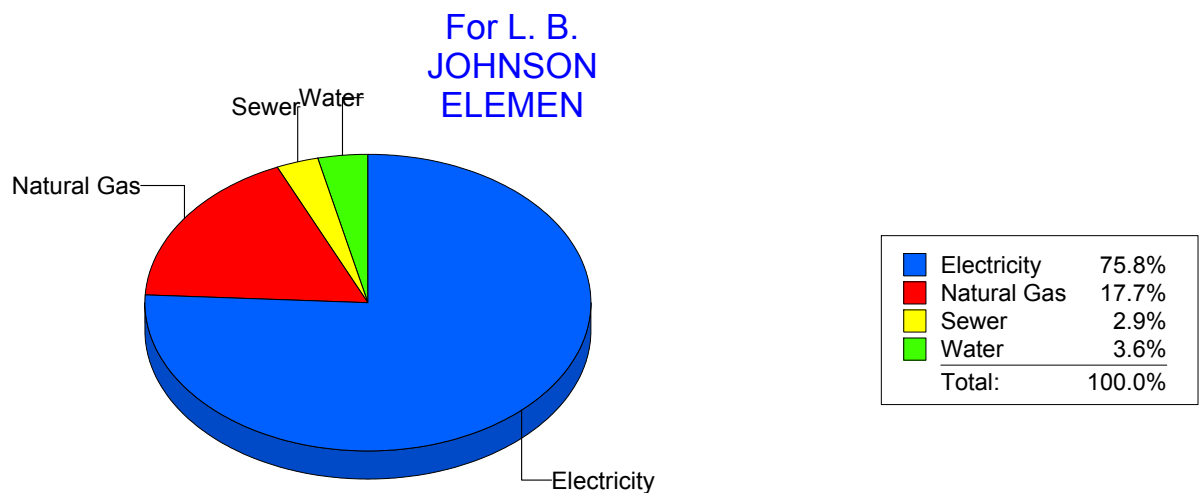
Energy CAP

Cost Avoidance Program

## Cost Summary Graph

Grouped by Energy Type

Energy Type	Use	Units	Meter Cost	Special Charges	Total Cost	Avg Unit Cost	% of Total Cost
Site: L. B. JOHNSON ELEMEN - L. B. JOHNSON ELEMEN							
Electricity	53,600	KWH	\$7,153.87	\$0.00	\$7,153.87	0.1335	75.78%
Natural Gas	2,187	CCF	\$1,666.68	\$0.00	\$1,666.68	0.7621	17.66%
Water	158	CCF	\$343.37	\$0.00	\$343.37	2.1732	3.64%
Sewer	109	CCF	\$276.04	\$0.00	\$276.04	2.5325	2.92%
Total Cost:			\$9,439.96	\$0.00	\$9,439.96		



Filters: Cost Center Name Not One Of DoNotReport; Billing Period Equal To 201001

# elpaso

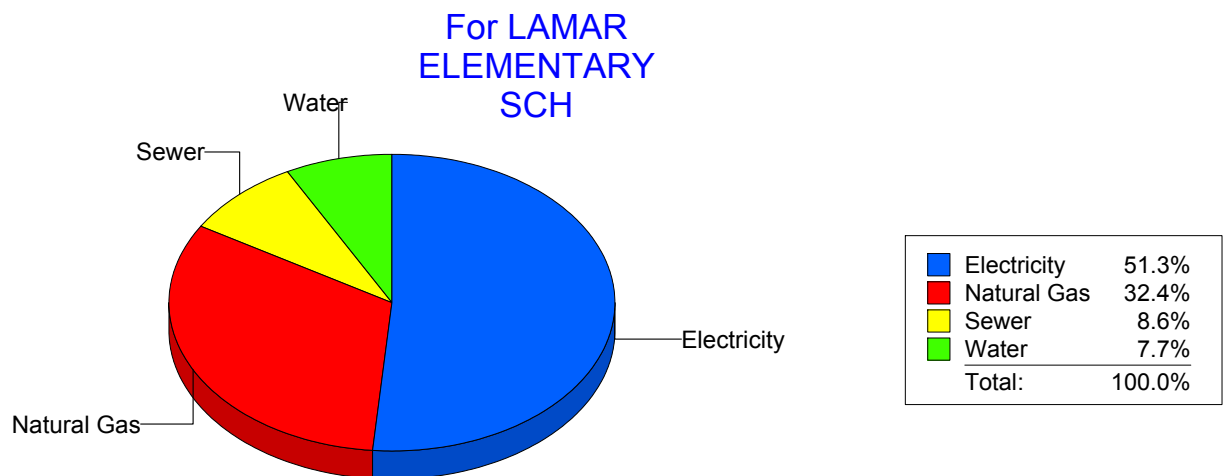
Energy CAP

Cost Avoidance Program

## Cost Summary Graph

Grouped by Energy Type

Energy Type	Use	Units	Meter Cost	Special Charges	Total Cost	Avg Unit Cost	% of Total Cost
Site: LAMAR ELEMENTARY SCH - LAMAR ELEMENTARY SCH							
Electricity	30,300	KWH	\$3,718.32	\$0.00	\$3,718.32	0.1227	51.31%
Natural Gas	3,083	CCF	\$2,348.26	\$0.00	\$2,348.26	0.7617	32.41%
Water	167	CCF	\$555.16	\$0.00	\$555.16	3.3243	7.66%
Sewer	226	CCF	\$624.48	\$0.00	\$624.48	2.7632	8.62%
Total Cost:			\$7,246.22	\$0.00	\$7,246.22		



Filters: Cost Center Name Not One Of DoNotReport; Billing Period Equal To 201001

# elpaso

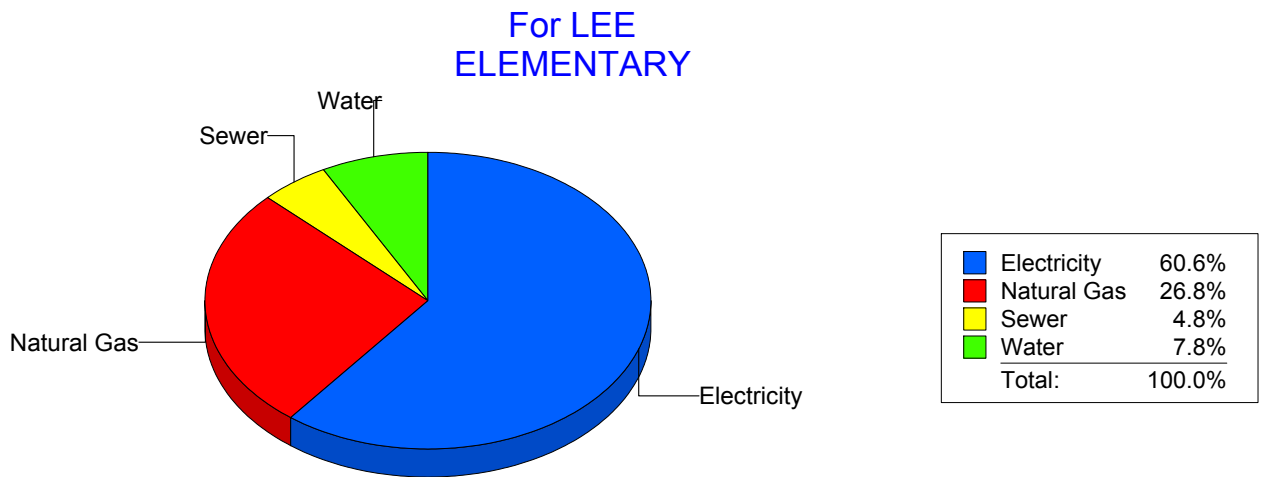
Energy CAP

Cost Avoidance Program

## Cost Summary Graph

Grouped by Energy Type

Energy Type	Use	Units	Meter Cost	Special Charges	Total Cost	Avg Unit Cost	% of Total Cost
Site: LEE ELEMENTARY - LEE ELEMENTARY							
Electricity	36,513	KWH	\$5,225.92	\$0.00	\$5,225.92	0.1431	60.58%
Natural Gas	3,035	CCF	\$2,308.42	\$0.00	\$2,308.42	0.7606	26.76%
Water	144	CCF	\$675.07	\$0.00	\$675.07	4.6880	7.83%
Sewer	107	CCF	\$417.54	\$0.00	\$417.54	3.9022	4.84%
Total Cost:			\$8,626.95	\$0.00	\$8,626.95		



Filters: Cost Center Name Not One Of DoNotReport; Billing Period Equal To 201001

# elpaso

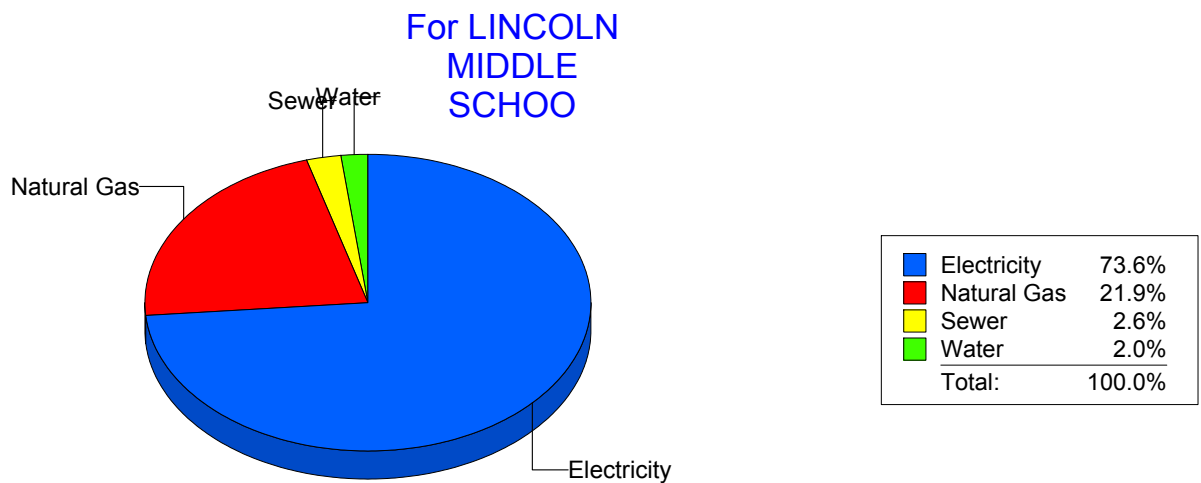
Energy CAP

Cost Avoidance Program

## Cost Summary Graph

Grouped by Energy Type

Energy Type	Use	Units	Meter Cost	Special Charges	Total Cost	Avg Unit Cost	% of Total Cost
Site: LINCOLN MIDDLE SCHOO - LINCOLN MIDDLE SCHOO							
Electricity	94,450	KWH	\$12,829.97	\$0.00	\$12,829.97	0.1358	73.58%
Natural Gas	5,190	CCF	\$3,813.91	\$0.00	\$3,813.91	0.7349	21.87%
Water	150	CCF	\$342.69	\$0.00	\$342.69	2.2846	1.97%
Sewer	246	CCF	\$450.03	\$0.00	\$450.03	1.8294	2.58%
Total Cost:			\$17,436.60	\$0.00	\$17,436.60		



Filters: Cost Center Name Not One Of DoNotReport; Billing Period Equal To 201001

# elpaso

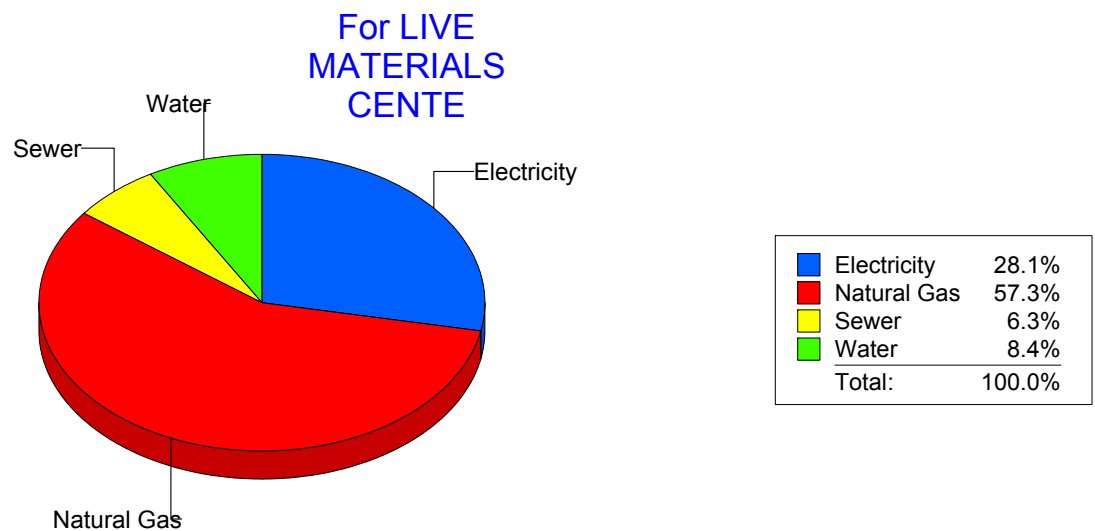
Energy CAP

Cost Avoidance Program

## Cost Summary Graph

Grouped by Energy Type

Energy Type	Use	Units	Meter Cost	Special Charges	Total Cost	Avg Unit Cost	% of Total Cost
Site: LIVE MATERIALS CENTE - LIVE MATERIALS CENTE							
Electricity	433	KWH	\$95.86	\$0.00	\$95.86	0.2214	28.05%
Natural Gas	201	CCF	\$195.71	\$0.00	\$195.71	0.9737	57.27%
Water	5	CCF	\$28.65	\$0.00	\$28.65	5.7300	8.38%
Sewer	1	CCF	\$21.49	\$0.00	\$21.49	21.4900	6.29%
Total Cost:			\$341.71	\$0.00	\$341.71		



Filters: Cost Center Name Not One Of DoNotReport; Billing Period Equal To 201001

# elpaso

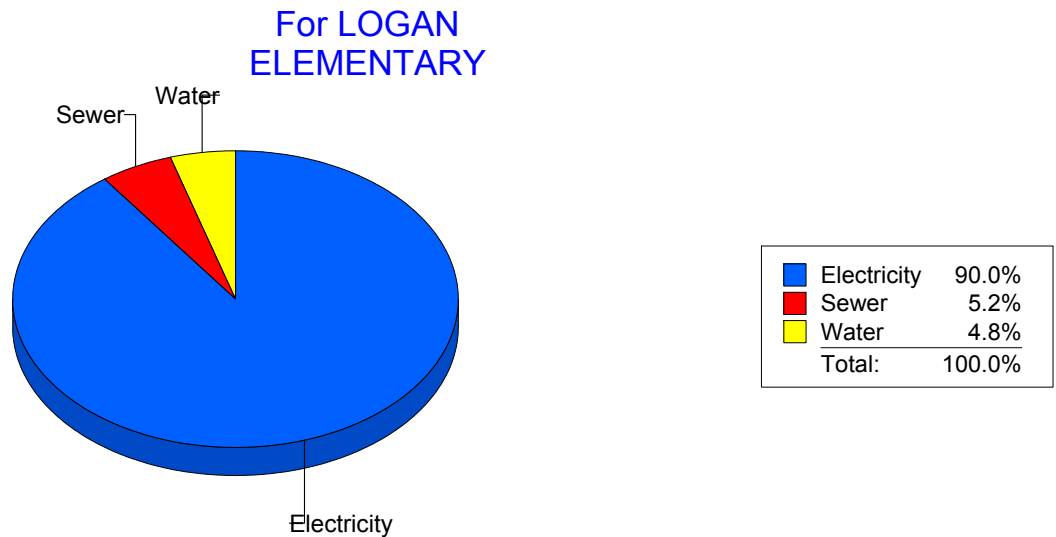
Energy CAP

Cost Avoidance Program

## Cost Summary Graph

Grouped by Energy Type

Energy Type	Use	Units	Meter Cost	Special Charges	Total Cost	Avg Unit Cost	% of Total Cost
Site: LOGAN ELEMENTARY - LOGAN ELEMENTARY							
Electricity	25,700	KWH	\$3,311.45	\$0.00	\$3,311.45	0.1289	89.98%
Water	78	CCF	\$175.73	\$0.00	\$175.73	2.2529	4.77%
Sewer	103	CCF	\$193.05	\$0.00	\$193.05	1.8743	5.25%
Total Cost:			\$3,680.23	\$0.00	\$3,680.23		



Filters: Cost Center Name Not One Of DoNotReport; Billing Period Equal To 201001

# elpaso

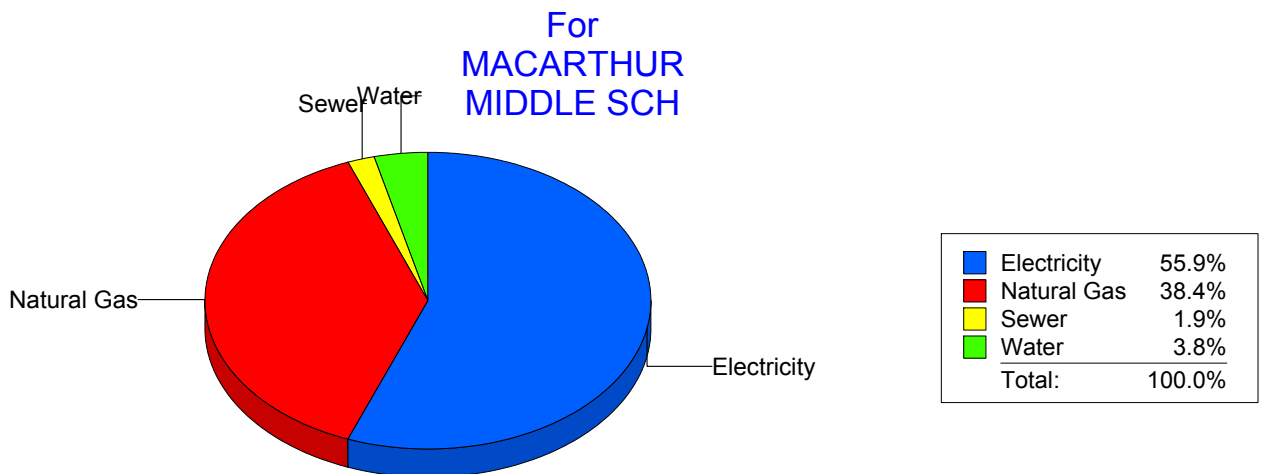
Energy CAP

Cost Avoidance Program

## Cost Summary Graph

Grouped by Energy Type

Energy Type	Use	Units	Meter Cost	Special Charges	Total Cost	Avg Unit Cost	% of Total Cost
Site: MACARTHUR MIDDLE SCH - MACARTHUR MIDDLE SCH							
Electricity	55,560	KWH	\$7,919.33	\$0.00	\$7,919.33	0.1425	55.86%
Natural Gas	7,455	CCF	\$5,450.94	\$0.00	\$5,450.94	0.7312	38.45%
Water	157	CCF	\$544.17	\$0.00	\$544.17	3.4661	3.84%
Sewer	99	CCF	\$263.34	\$0.00	\$263.34	2.6600	1.86%
Total Cost:			\$14,177.78	\$0.00	\$14,177.78		



Filters: Cost Center Name Not One Of DoNotReport; Billing Period Equal To 201001

# elpaso

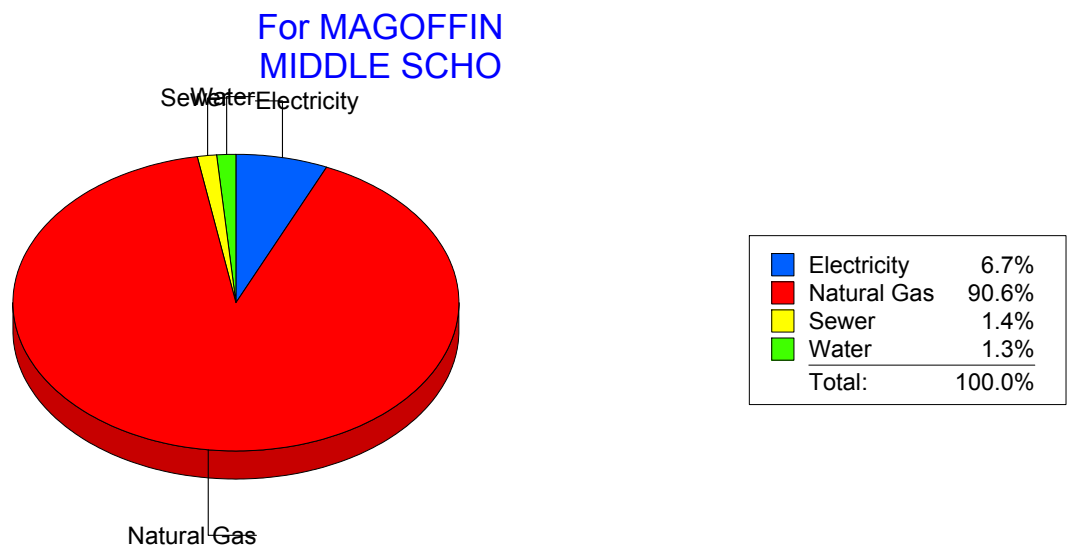
Energy CAP

Cost Avoidance Program

## Cost Summary Graph

Grouped by Energy Type

Energy Type	Use	Units	Meter Cost	Special Charges	Total Cost	Avg Unit Cost	% of Total Cost
Site: MAGOFFIN MIDDLE SCHO - MAGOFFIN MIDDLE SCHO							
Electricity	21,115	KWH	\$2,835.37	\$0.00	\$2,835.37	0.1343	6.70%
Natural Gas	5,223	CCF	\$38,337.91	\$0.00	\$38,337.91	7.3402	90.57%
Water	108	CCF	\$560.20	\$0.00	\$560.20	5.1870	1.32%
Sewer	304	CCF	\$598.03	\$0.00	\$598.03	1.9672	1.41%
Total Cost:			\$42,331.51	\$0.00	\$42,331.51		



Filters: Cost Center Name Not One Of DoNotReport; Billing Period Equal To 201001

# elpaso

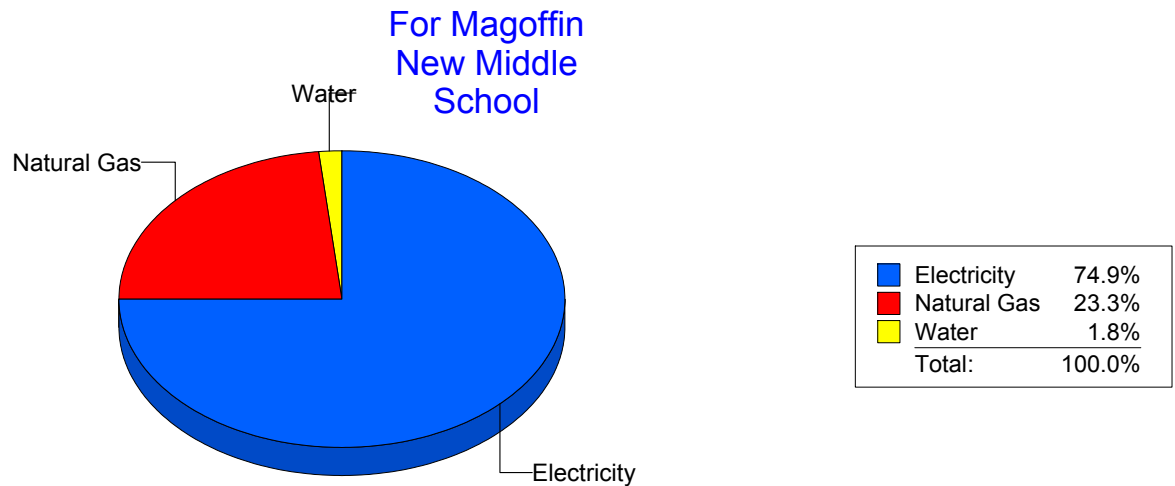
Energy CAP

Cost Avoidance Program

## Cost Summary Graph

Grouped by Energy Type

Energy Type	Use	Units	Meter Cost	Special Charges	Total Cost	Avg Unit Cost	% of Total Cost
Site: MAGOFFINMIDDLESCHOOLN047 - Magoffin New Middle School							
Electricity	81,000	KWH	\$8,967.40	\$0.00	\$8,967.40	0.1107	74.91%
Natural Gas	3,770	CCF	\$2,787.59	\$0.00	\$2,787.59	0.7394	23.29%
Water	0	CCF	\$215.31	\$0.00	\$215.31	0.0000	1.80%
Total Cost:			\$11,970.30	\$0.00	\$11,970.30		



Filters: Cost Center Name Not One Of DoNotReport; Billing Period Equal To 201001

# elpaso

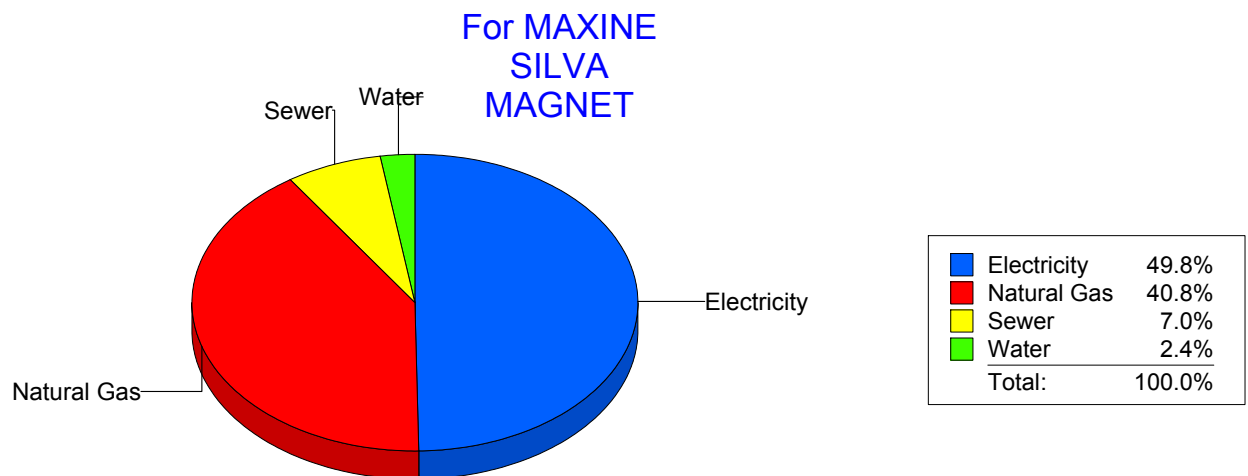
Energy CAP

Cost Avoidance Program

## Cost Summary Graph

Grouped by Energy Type

Energy Type	Use	Units	Meter Cost	Special Charges	Total Cost	Avg Unit Cost	% of Total Cost
Site: MAXINE SILVA MAGNET - MAXINE SILVA MAGNET							
Electricity	47,700	KWH	\$5,783.43	\$0.00	\$5,783.43	0.1212	49.82%
Natural Gas	6,469	CCF	\$4,738.31	\$0.00	\$4,738.31	0.7325	40.82%
Water	88	CCF	\$274.62	\$0.00	\$274.62	3.1207	2.37%
Sewer	531	CCF	\$811.98	\$0.00	\$811.98	1.5292	6.99%
Total Cost:			\$11,608.34	\$0.00	\$11,608.34		



Filters: Cost Center Name Not One Of DoNotReport; Billing Period Equal To 201001

# elpaso

Energy CAP

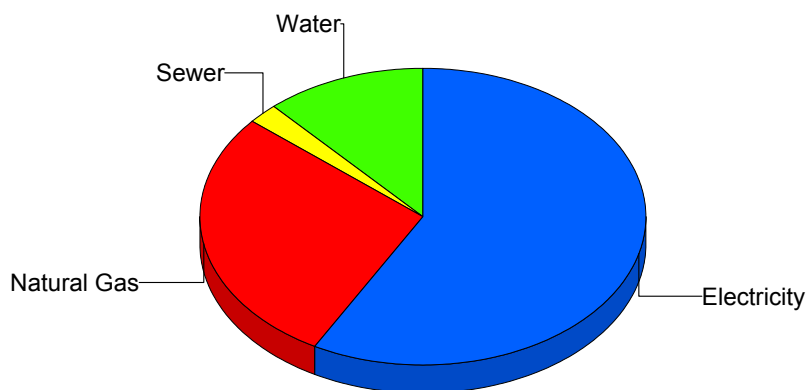
Cost Avoidance Program

## Cost Summary Graph

Grouped by Energy Type

Energy Type	Use	Units	Meter Cost	Special Charges	Total Cost	Avg Unit Cost	% of Total Cost
Site: MESITA ELEMENTARY - MESITA ELEMENTARY							
Electricity	71,040	KWH	\$7,925.84	\$0.00	\$7,925.84	0.1116	58.03%
Natural Gas	5,173	CCF	\$3,834.24	\$0.00	\$3,834.24	0.7412	28.07%
Water	377	CCF	\$1,580.44	\$0.00	\$1,580.44	4.1921	11.57%
Sewer	83	CCF	\$317.36	\$0.00	\$317.36	3.8236	2.32%
Total Cost:			\$13,657.88	\$0.00	\$13,657.88		

For MESITA  
ELEMENTARY



Electricity	58.0%
Natural Gas	28.1%
Sewer	2.3%
Water	11.6%
Total:	100.0%

Filters: Cost Center Name Not One Of DoNotReport; Billing Period Equal To 201001

# elpaso

Energy CAP

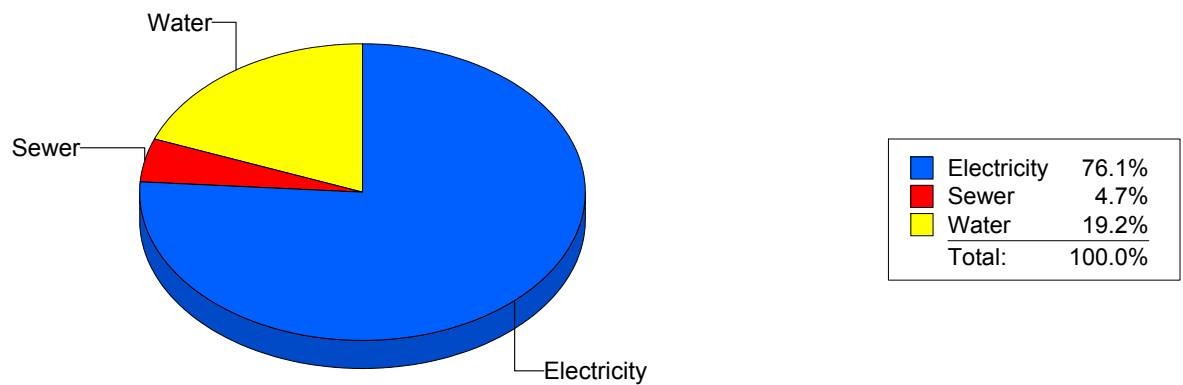
Cost Avoidance Program

## Cost Summary Graph

Grouped by Energy Type

Energy Type	Use	Units	Meter Cost	Special Charges	Total Cost	Avg Unit Cost	% of Total Cost
Site: MILAM ELEMENTARY - MILAM ELEMENTARY							
Electricity	27,120	KWH	\$3,735.04	\$0.00	\$3,735.04	0.1377	76.08%
Water	279	CCF	\$942.72	\$0.00	\$942.72	3.3789	19.20%
Sewer	74	CCF	\$231.59	\$0.00	\$231.59	3.1296	4.72%
Total Cost:			\$4,909.35	\$0.00	\$4,909.35		

For MILAM  
ELEMENTARY



Filters: Cost Center Name Not One Of DoNotReport; Billing Period Equal To 201001

elpaso

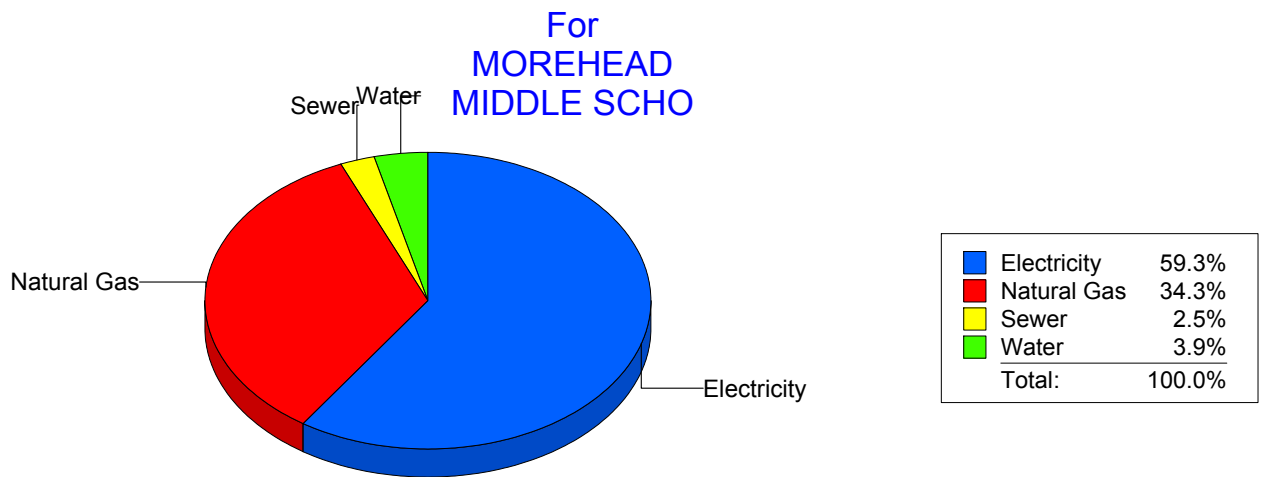
Energy CAP

Cost Avoidance Program

## Cost Summary Graph

Grouped by Energy Type

Energy Type	Use	Units	Meter Cost	Special Charges	Total Cost	Avg Unit Cost	% of Total Cost
Site: MOREHEAD MIDDLE SCHO - MOREHEAD MIDDLE SCHO							
Electricity	85,245	KWH	\$9,423.02	\$0.00	\$9,423.02	0.1105	59.31%
Natural Gas	7,443	CCF	\$5,442.28	\$0.00	\$5,442.28	0.7312	34.26%
Water	372	CCF	\$620.04	\$0.00	\$620.04	1.6668	3.90%
Sewer	149	CCF	\$401.18	\$0.00	\$401.18	2.6925	2.53%
Total Cost:			\$15,886.52	\$0.00	\$15,886.52		



Filters: Cost Center Name Not One Of DoNotReport; Billing Period Equal To 201001

# elpaso

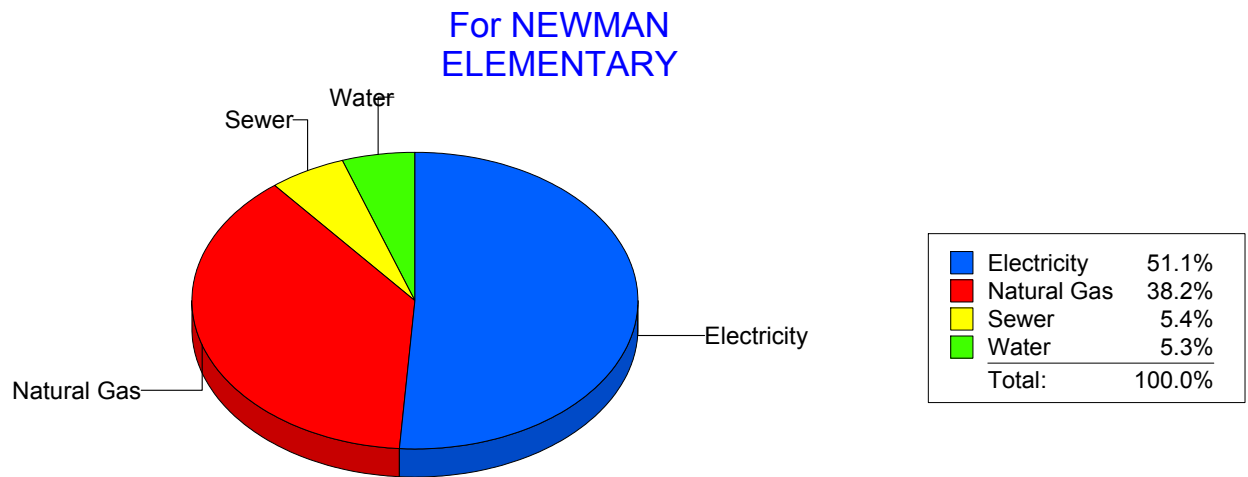
Energy CAP

Cost Avoidance Program

## Cost Summary Graph

Grouped by Energy Type

Energy Type	Use	Units	Meter Cost	Special Charges	Total Cost	Avg Unit Cost	% of Total Cost
Site: NEWMAN ELEMENTARY - NEWMAN ELEMENTARY							
Electricity	26,853	KWH	\$3,838.46	\$0.00	\$3,838.46	0.1429	51.05%
Natural Gas	3,803	CCF	\$2,874.75	\$0.00	\$2,874.75	0.7559	38.24%
Water	185	CCF	\$396.97	\$0.00	\$396.97	2.1458	5.28%
Sewer	210	CCF	\$408.42	\$0.00	\$408.42	1.9449	5.43%
Total Cost:			\$7,518.60	\$0.00	\$7,518.60		



Filters: Cost Center Name Not One Of DoNotReport; Billing Period Equal To 201001

# elpaso

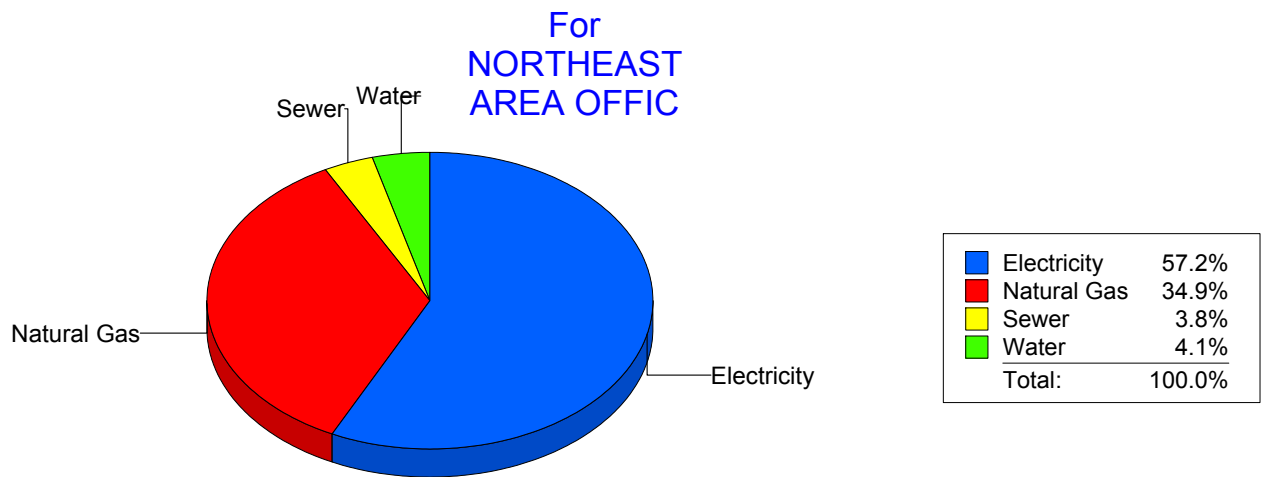
Energy CAP

Cost Avoidance Program

## Cost Summary Graph

Grouped by Energy Type

Energy Type	Use	Units	Meter Cost	Special Charges	Total Cost	Avg Unit Cost	% of Total Cost
Site: NORTHEAST AREA OFFIC - NORTHEAST AREA OFFIC							
Electricity	6,440	KWH	\$739.57	\$0.00	\$739.57	0.1148	57.23%
Natural Gas	510	CCF	\$450.34	\$0.00	\$450.34	0.8830	34.85%
Water	7	CCF	\$52.95	\$0.00	\$52.95	7.5643	4.10%
Sewer	7	CCF	\$49.33	\$0.00	\$49.33	7.0471	3.82%
Total Cost:			\$1,292.19	\$0.00	\$1,292.19		



Filters: Cost Center Name Not One Of DoNotReport; Billing Period Equal To 201001

# elpaso

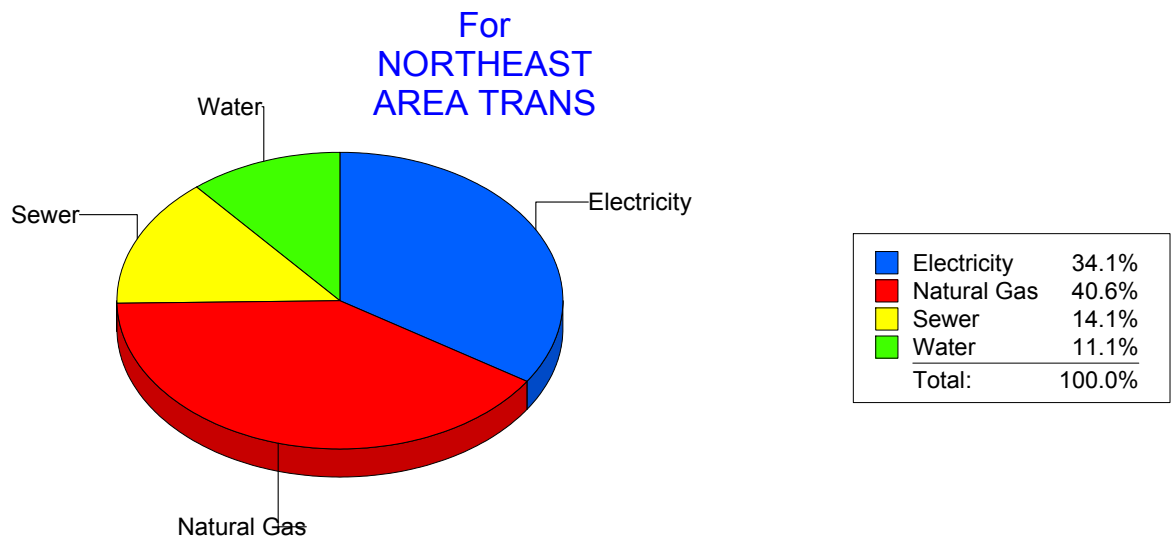
Energy CAP

Cost Avoidance Program

## Cost Summary Graph

Grouped by Energy Type

Energy Type	Use	Units	Meter Cost	Special Charges	Total Cost	Avg Unit Cost	% of Total Cost
Site: NORTHEAST AREA TRANS - NORTHEAST AREA TRANS							
Electricity	6,234	KWH	\$746.37	\$0.00	\$746.37	0.1197	34.15%
Natural Gas	1,134	CCF	\$888.10	\$0.00	\$888.10	0.7832	40.63%
Water	34	CCF	\$242.78	\$0.00	\$242.78	7.1406	11.11%
Sewer	76	CCF	\$308.47	\$0.00	\$308.47	4.0588	14.11%
Total Cost:			\$2,185.72	\$0.00	\$2,185.72		



Filters: Cost Center Name Not One Of DoNotReport; Billing Period Equal To 201001

# el Paso

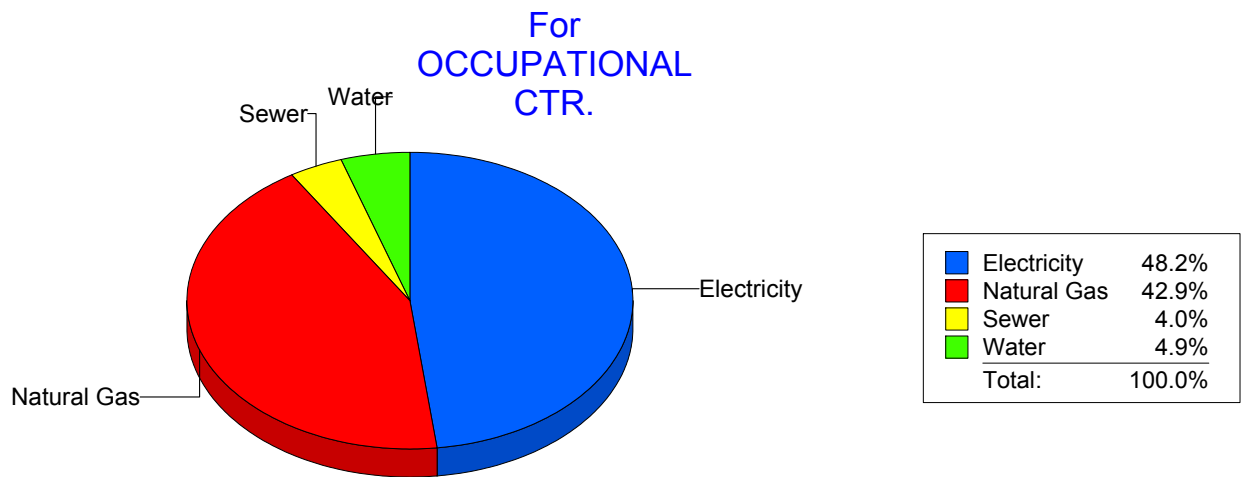
Energy CAP

Cost Avoidance Program

## Cost Summary Graph

Grouped by Energy Type

Energy Type	Use	Units	Meter Cost	Special Charges	Total Cost	Avg Unit Cost	% of Total Cost
Site: OCCUPATIONAL CTR. - OCCUPATIONAL CTR.							
Electricity	6,900	KWH	\$890.66	\$0.00	\$890.66	0.1291	48.17%
Natural Gas	1,039	CCF	\$793.72	\$0.00	\$793.72	0.7639	42.92%
Water	16	CCF	\$91.16	\$0.00	\$91.16	5.6975	4.93%
Sewer	19	CCF	\$73.61	\$0.00	\$73.61	3.8742	3.98%
Total Cost:			\$1,849.15	\$0.00	\$1,849.15		



Filters: Cost Center Name Not One Of DoNotReport; Billing Period Equal To 201001

# elpaso

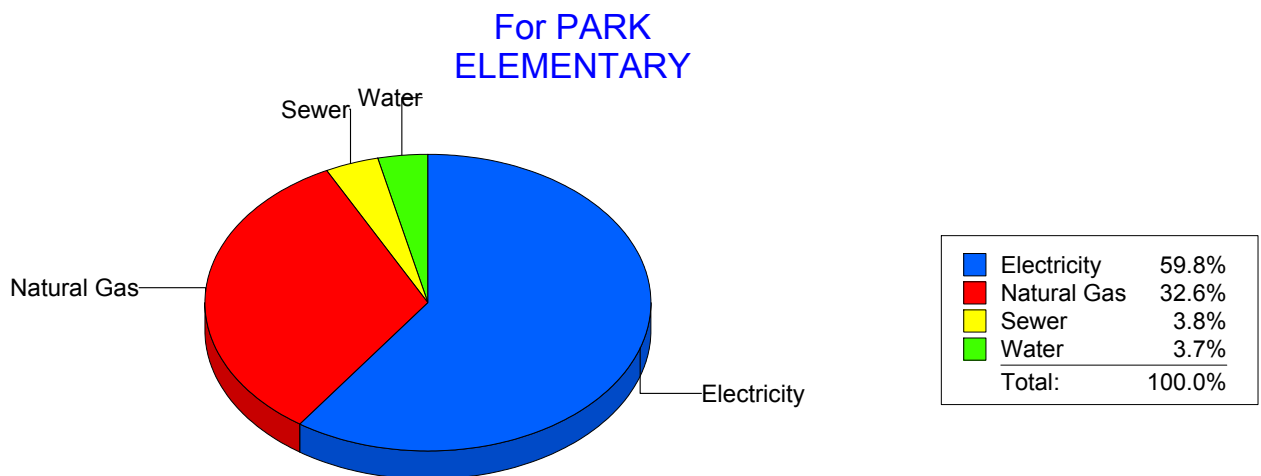
Energy CAP

Cost Avoidance Program

## Cost Summary Graph

Grouped by Energy Type

Energy Type	Use	Units	Meter Cost	Special Charges	Total Cost	Avg Unit Cost	% of Total Cost
Site: PARK ELEMENTARY - PARK ELEMENTARY							
Electricity	35,344	KWH	\$5,018.61	\$0.00	\$5,018.61	0.1420	59.85%
Natural Gas	3,609	CCF	\$2,734.12	\$0.00	\$2,734.12	0.7576	32.61%
Water	101	CCF	\$314.02	\$0.00	\$314.02	3.1091	3.74%
Sewer	114	CCF	\$318.74	\$0.00	\$318.74	2.7960	3.80%
Total Cost:			\$8,385.49	\$0.00	\$8,385.49		



Filters: Cost Center Name Not One Of DoNotReport; Billing Period Equal To 201001

# elpaso

Energy CAP

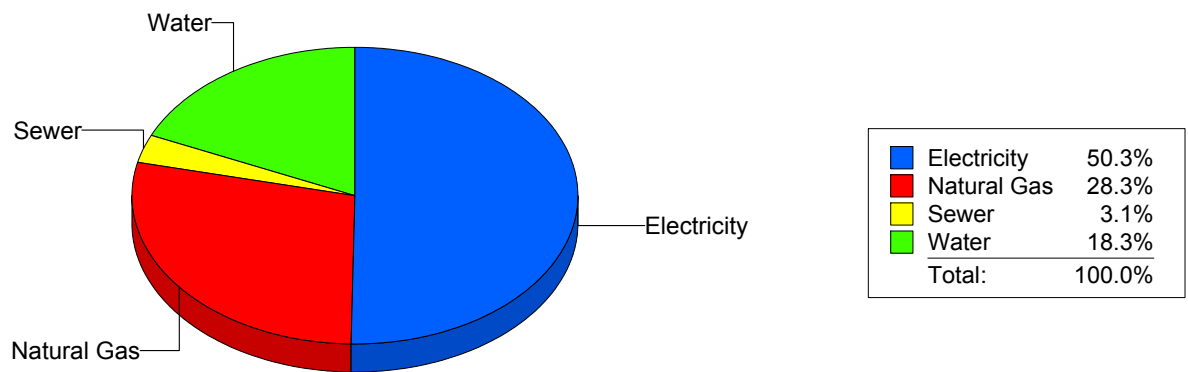
Cost Avoidance Program

## Cost Summary Graph

Grouped by Energy Type

Energy Type	Use	Units	Meter Cost	Special Charges	Total Cost	Avg Unit Cost	% of Total Cost
Site: PAUL MORENO - PAUL MORENO							
Electricity	39,600	KWH	\$5,314.62	\$0.00	\$5,314.62	0.1342	50.28%
Natural Gas	4,012	CCF	\$2,994.09	\$0.00	\$2,994.09	0.7463	28.33%
Water	396	CCF	\$1,937.66	\$0.00	\$1,937.66	4.8931	18.33%
Sewer	107	CCF	\$322.98	\$0.00	\$322.98	3.0185	3.06%
Total Cost:			\$10,569.35	\$0.00	\$10,569.35		

For PAUL  
MORENO



Filters: Cost Center Name Not One Of DoNotReport; Billing Period Equal To 201001

# elpaso

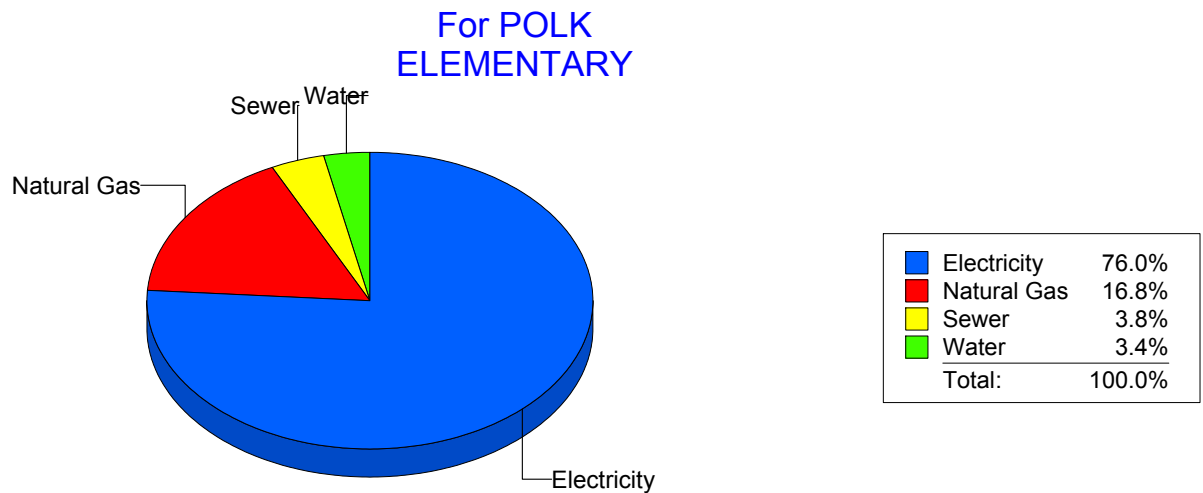
Energy CAP

Cost Avoidance Program

## Cost Summary Graph

Grouped by Energy Type

Energy Type	Use	Units	Meter Cost	Special Charges	Total Cost	Avg Unit Cost	% of Total Cost
Site: POLK ELEMENTARY - POLK ELEMENTARY							
Electricity	52,950	KWH	\$7,075.32	\$0.00	\$7,075.32	0.1336	76.05%
Natural Gas	2,090	CCF	\$1,564.07	\$0.00	\$1,564.07	0.7484	16.81%
Water	130	CCF	\$313.69	\$0.00	\$313.69	2.4130	3.37%
Sewer	168	CCF	\$350.97	\$0.00	\$350.97	2.0891	3.77%
Total Cost:			\$9,304.05	\$0.00	\$9,304.05		



Filters: Cost Center Name Not One Of DoNotReport; Billing Period Equal To 201001

elpaso

Energy CAP

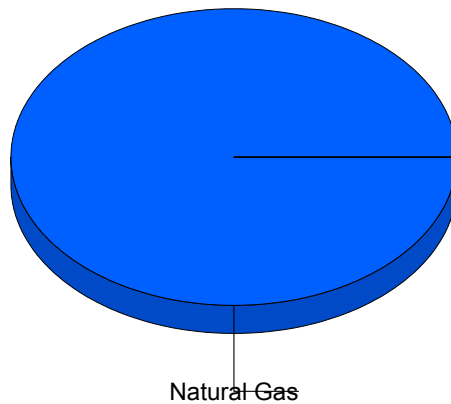
Cost Avoidance Program

## Cost Summary Graph

Grouped by Energy Type

Energy Type	Use	Units	Meter Cost	Special Charges	Total Cost	Avg Unit Cost	% of Total Cost
Site: 175 - POWELL							
Natural Gas	2,501	CCF	\$1,942.24	\$0.00	\$1,942.24	0.7766	100.00%
Total Cost:			\$1,942.24	\$0.00	\$1,942.24		

For POWELL



■ Natural Gas	100.0%
Total:	100.0%

Filters: Cost Center Name Not One Of DoNotReport; Billing Period Equal To 201001

# el Paso

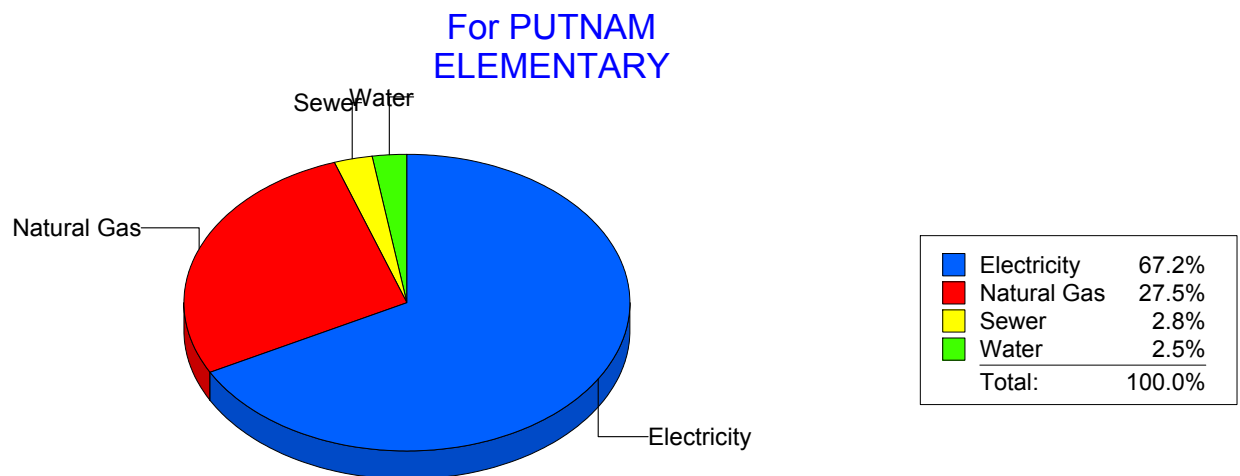
Energy CAP

Cost Avoidance Program

## Cost Summary Graph

Grouped by Energy Type

Energy Type	Use	Units	Meter Cost	Special Charges	Total Cost	Avg Unit Cost	% of Total Cost
Site: PUTNAM ELEMENTARY - PUTNAM ELEMENTARY							
Electricity	42,933	KWH	\$5,526.55	\$0.00	\$5,526.55	0.1287	67.18%
Natural Gas	3,001	CCF	\$2,258.67	\$0.00	\$2,258.67	0.7526	27.46%
Water	99	CCF	\$208.09	\$0.00	\$208.09	2.1019	2.53%
Sewer	126	CCF	\$232.74	\$0.00	\$232.74	1.8471	2.83%
Total Cost:			\$8,226.05	\$0.00	\$8,226.05		



Filters: Cost Center Name Not One Of DoNotReport; Billing Period Equal To 201001

# elpaso

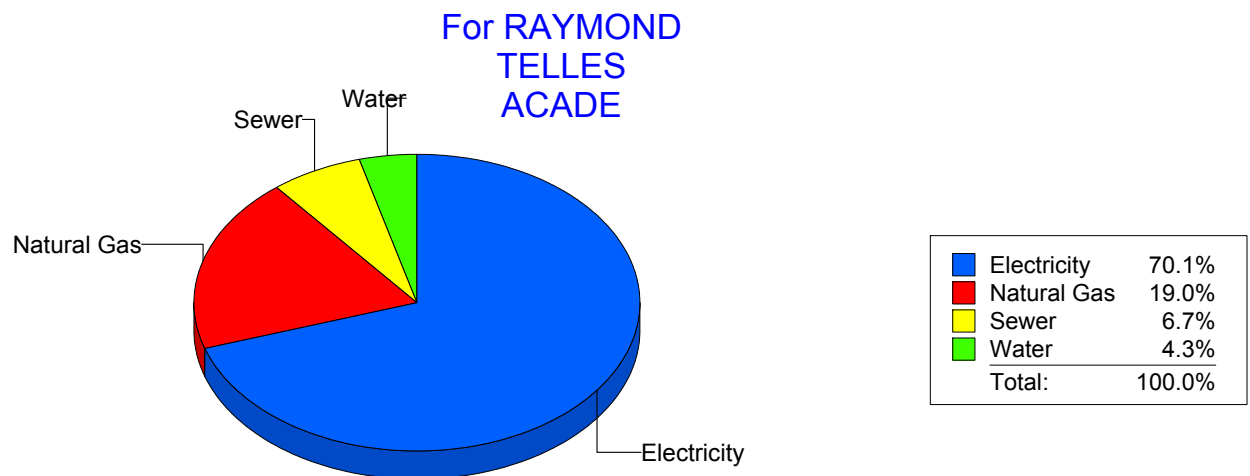
Energy CAP

Cost Avoidance Program

## Cost Summary Graph

Grouped by Energy Type

Energy Type	Use	Units	Meter Cost	Special Charges	Total Cost	Avg Unit Cost	% of Total Cost
Site: RAYMOND TELLES ACADE - RAYMOND TELLES ACADE							
Electricity	33,400	KWH	\$4,120.42	\$0.00	\$4,120.42	0.1234	70.07%
Natural Gas	1,480	CCF	\$1,116.97	\$0.00	\$1,116.97	0.7547	19.00%
Water	71	CCF	\$249.97	\$0.00	\$249.97	3.5207	4.25%
Sewer	201	CCF	\$392.88	\$0.00	\$392.88	1.9546	6.68%
Total Cost:			\$5,880.24	\$0.00	\$5,880.24		



Filters: Cost Center Name Not One Of DoNotReport; Billing Period Equal To 201001

# elpaso

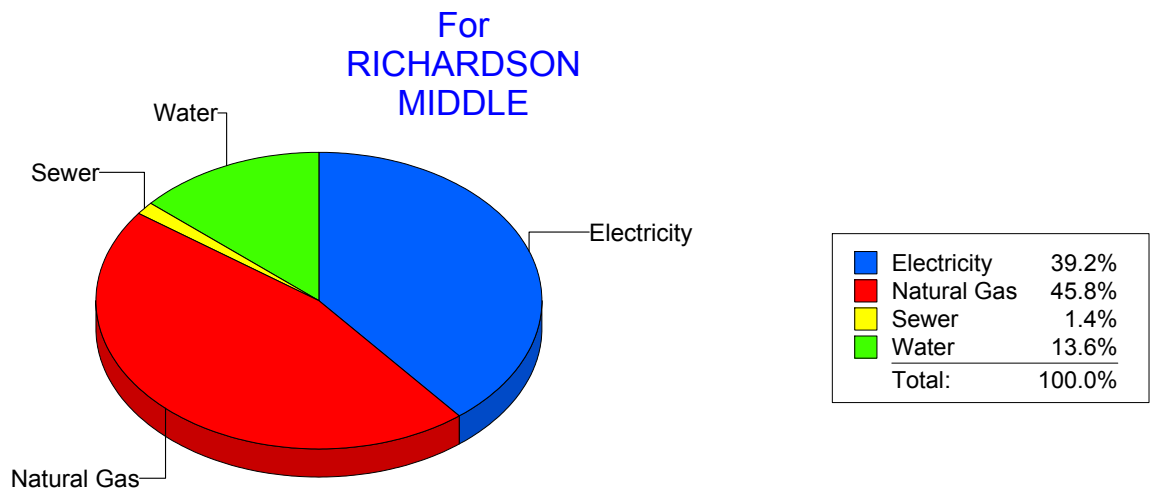
Energy CAP

Cost Avoidance Program

## Cost Summary Graph

Grouped by Energy Type

Energy Type	Use	Units	Meter Cost	Special Charges	Total Cost	Avg Unit Cost	% of Total Cost
Site: RICHARDSON MIDDLE - RICHARDSON MIDDLE							
Electricity	76,200	KWH	\$8,259.87	\$0.00	\$8,259.87	0.1084	39.20%
Natural Gas	13,252	CCF	\$9,640.76	\$0.00	\$9,640.76	0.7275	45.76%
Water	606	CCF	\$2,864.33	\$0.00	\$2,864.33	4.7266	13.59%
Sewer	132	CCF	\$305.25	\$0.00	\$305.25	2.3125	1.45%
Total Cost:			\$21,070.21	\$0.00	\$21,070.21		



Filters: Cost Center Name Not One Of DoNotReport; Billing Period Equal To 201001

# elpaso

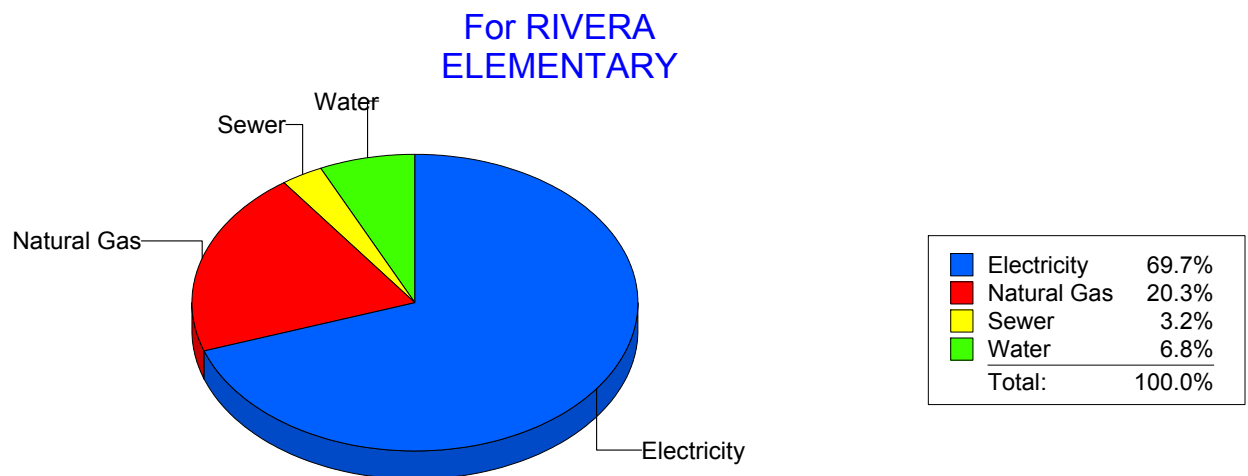
Energy CAP

Cost Avoidance Program

## Cost Summary Graph

Grouped by Energy Type

Energy Type	Use	Units	Meter Cost	Special Charges	Total Cost	Avg Unit Cost	% of Total Cost
Site: RIVERA ELEMENTARY - RIVERA ELEMENTARY							
Electricity	51,900	KWH	\$6,317.21	\$0.00	\$6,317.21	0.1217	69.67%
Natural Gas	2,440	CCF	\$1,844.76	\$0.00	\$1,844.76	0.7560	20.34%
Water	180	CCF	\$618.47	\$0.00	\$618.47	3.4359	6.82%
Sewer	118	CCF	\$287.47	\$0.00	\$287.47	2.4362	3.17%
Total Cost:			\$9,067.91	\$0.00	\$9,067.91		



Filters: Cost Center Name Not One Of DoNotReport; Billing Period Equal To 201001

# elpaso

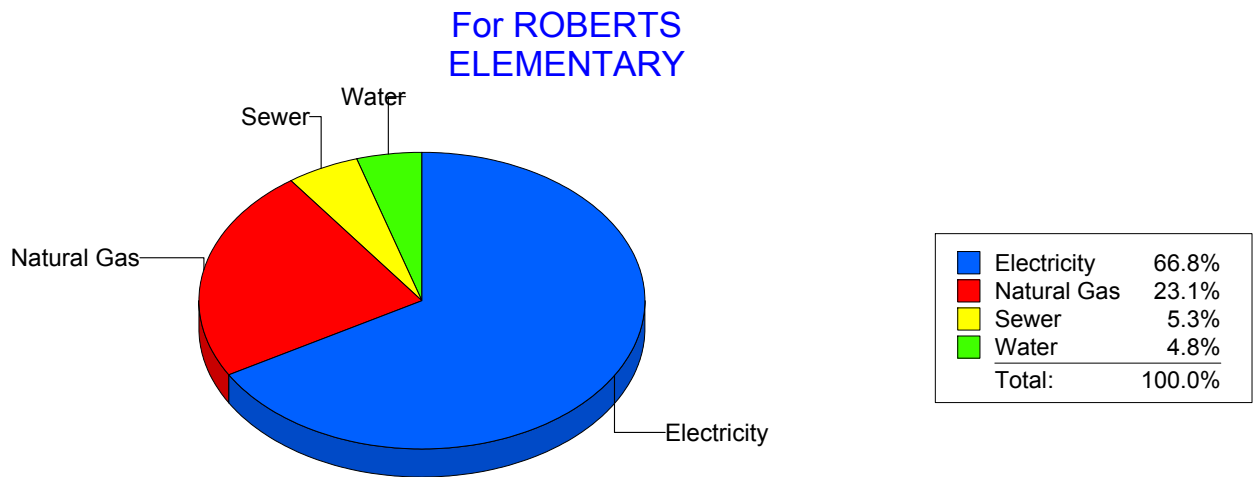
Energy CAP

Cost Avoidance Program

## Cost Summary Graph

Grouped by Energy Type

Energy Type	Use	Units	Meter Cost	Special Charges	Total Cost	Avg Unit Cost	% of Total Cost
Site: ROBERTS ELEMENTARY - ROBERTS ELEMENTARY							
Electricity	51,569	KWH	\$5,743.27	\$0.00	\$5,743.27	0.1114	66.79%
Natural Gas	2,631	CCF	\$1,985.90	\$0.00	\$1,985.90	0.7548	23.09%
Water	171	CCF	\$414.04	\$0.00	\$414.04	2.4213	4.81%
Sewer	243	CCF	\$456.33	\$0.00	\$456.33	1.8779	5.31%
Total Cost:			\$8,599.54	\$0.00	\$8,599.54		



Filters: Cost Center Name Not One Of DoNotReport; Billing Period Equal To 201001

# elpaso

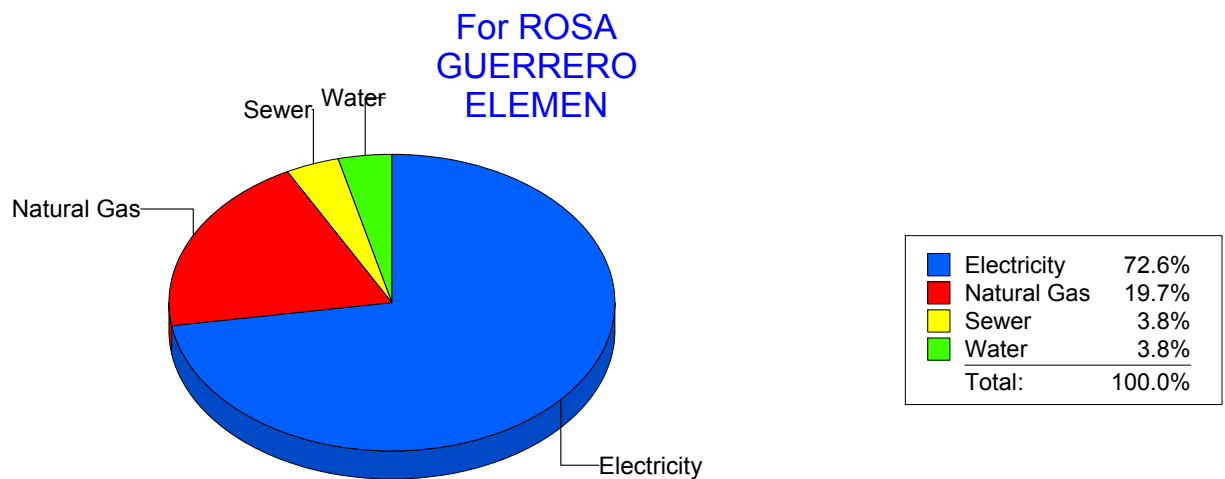
Energy CAP

Cost Avoidance Program

## Cost Summary Graph

Grouped by Energy Type

Energy Type	Use	Units	Meter Cost	Special Charges	Total Cost	Avg Unit Cost	% of Total Cost
Site: ROSA GUERRERO ELEMEN - ROSA GUERRERO ELEMEN							
Electricity	55,280	KWH	\$7,474.62	\$0.00	\$7,474.62	0.1352	72.63%
Natural Gas	2,610	CCF	\$2,030.12	\$0.00	\$2,030.12	0.7778	19.73%
Water	163	CCF	\$393.49	\$0.00	\$393.49	2.4140	3.82%
Sewer	152	CCF	\$392.89	\$0.00	\$392.89	2.5848	3.82%
Total Cost:			\$10,291.12	\$0.00	\$10,291.12		



Filters: Cost Center Name Not One Of DoNotReport; Billing Period Equal To 201001

# elpaso

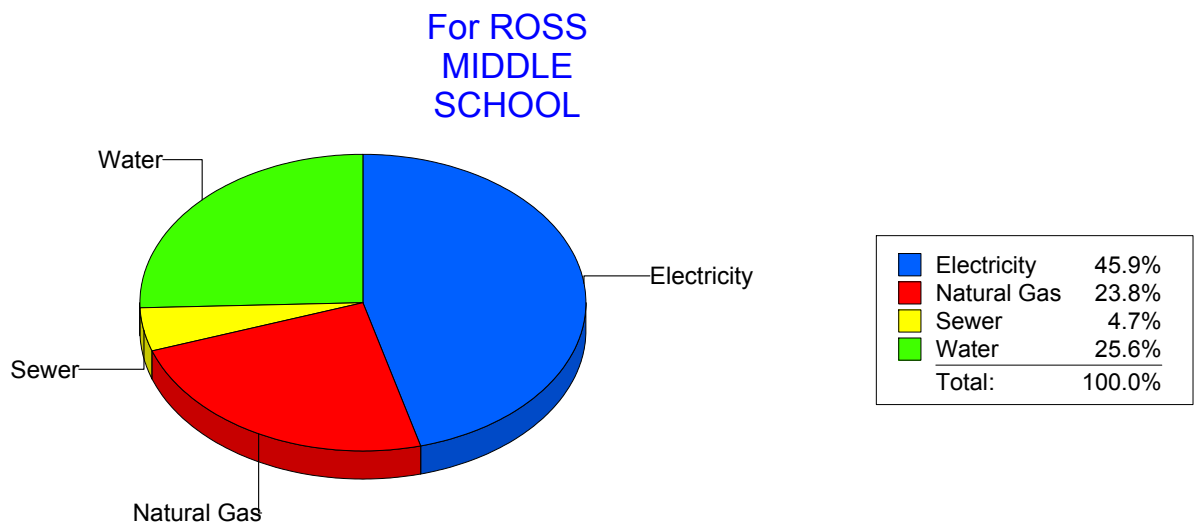
Energy CAP

Cost Avoidance Program

## Cost Summary Graph

Grouped by Energy Type

Energy Type	Use	Units	Meter Cost	Special Charges	Total Cost	Avg Unit Cost	% of Total Cost
Site: ROSS MIDDLE SCHOOL - ROSS MIDDLE SCHOOL							
Electricity	52,065	KWH	\$6,869.66	\$0.00	\$6,869.66	0.1319	45.85%
Natural Gas	4,845	CCF	\$3,564.56	\$0.00	\$3,564.56	0.7357	23.79%
Water	1,438	CCF	\$3,841.45	\$0.00	\$3,841.45	2.6714	25.64%
Sewer	448	CCF	\$706.57	\$0.00	\$706.57	1.5772	4.72%
Total Cost:			\$14,982.24	\$0.00	\$14,982.24		



Filters: Cost Center Name Not One Of DoNotReport; Billing Period Equal To 201001

# elpaso

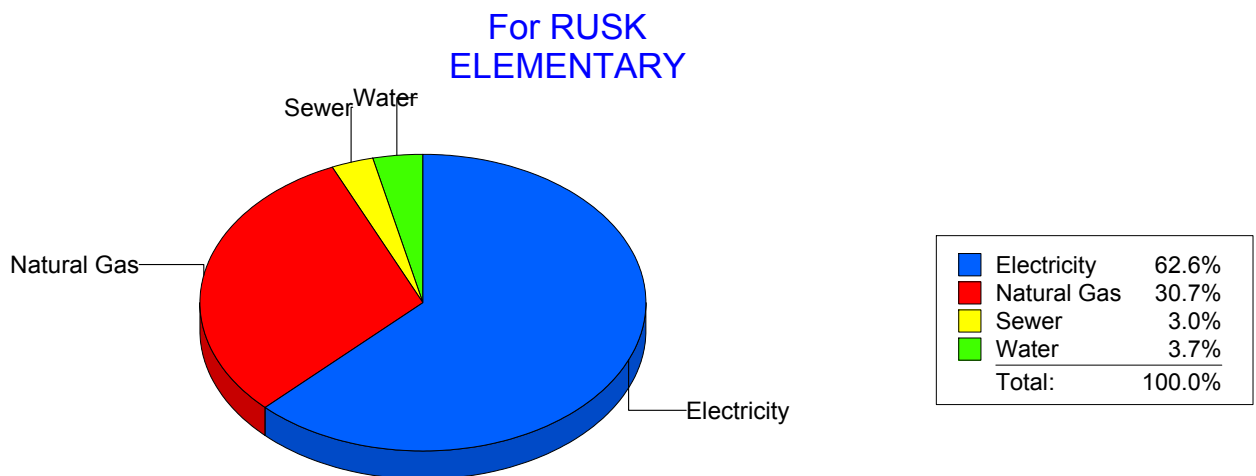
Energy CAP

Cost Avoidance Program

## Cost Summary Graph

Grouped by Energy Type

Energy Type	Use	Units	Meter Cost	Special Charges	Total Cost	Avg Unit Cost	% of Total Cost
Site: RUSK ELEMENTARY - RUSK ELEMENTARY							
Electricity	29,933	KWH	\$3,848.34	\$0.00	\$3,848.34	0.1286	62.62%
Natural Gas	2,492	CCF	\$1,885.13	\$0.00	\$1,885.13	0.7565	30.67%
Water	101	CCF	\$229.53	\$0.00	\$229.53	2.2726	3.73%
Sewer	87	CCF	\$182.84	\$0.00	\$182.84	2.1016	2.98%
Total Cost:			\$6,145.84	\$0.00	\$6,145.84		



Filters: Cost Center Name Not One Of DoNotReport; Billing Period Equal To 201001

# elpaso

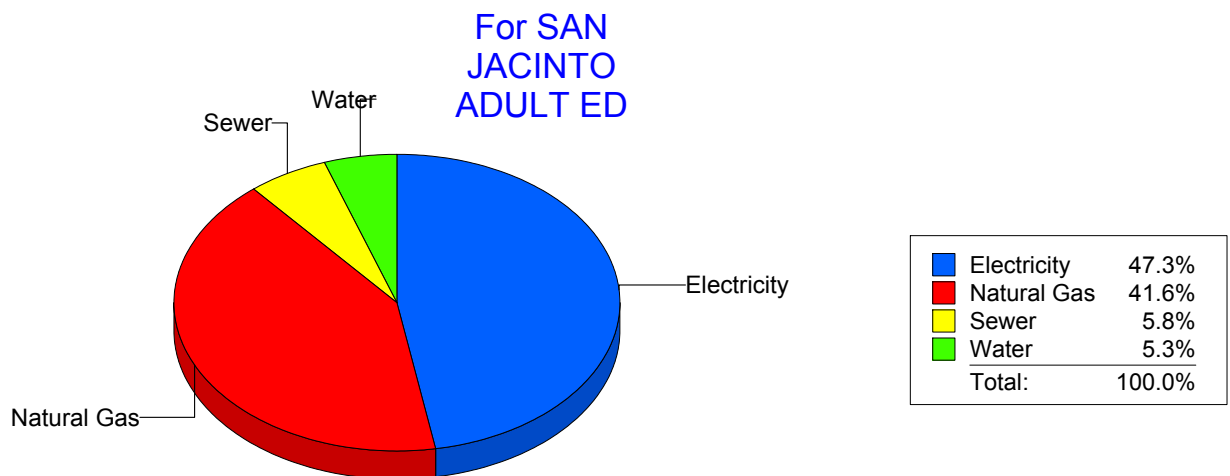
Energy CAP

Cost Avoidance Program

## Cost Summary Graph

Grouped by Energy Type

Energy Type	Use	Units	Meter Cost	Special Charges	Total Cost	Avg Unit Cost	% of Total Cost
Site: SAN JACINTO ADULT ED - SAN JACINTO ADULT ED							
Electricity	6,200	KWH	\$939.82	\$0.00	\$939.82	0.1516	47.27%
Natural Gas	1,086	CCF	\$827.99	\$0.00	\$827.99	0.7624	41.65%
Water	29	CCF	\$104.68	\$0.00	\$104.68	3.6097	5.27%
Sewer	42	CCF	\$115.58	\$0.00	\$115.58	2.7519	5.81%
Total Cost:			\$1,988.07	\$0.00	\$1,988.07		



Filters: Cost Center Name Not One Of DoNotReport; Billing Period Equal To 201001

# elpaso

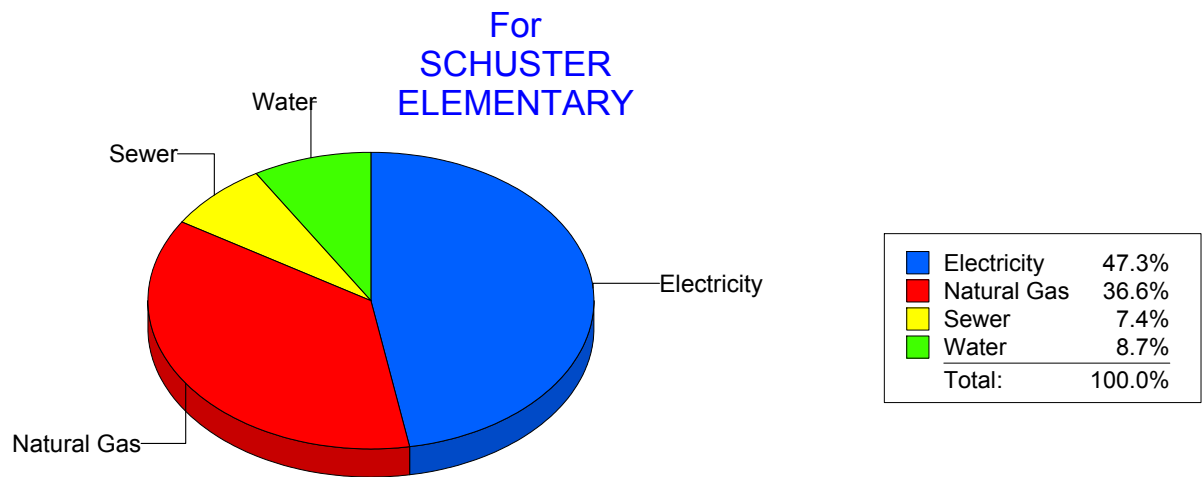
Energy CAP

Cost Avoidance Program

## Cost Summary Graph

Grouped by Energy Type

Energy Type	Use	Units	Meter Cost	Special Charges	Total Cost	Avg Unit Cost	% of Total Cost
Site: SCHUSTER ELEMENTARY - SCHUSTER ELEMENTARY							
Electricity	20,160	KWH	\$2,327.24	\$0.00	\$2,327.24	0.1154	47.32%
Natural Gas	2,410	CCF	\$1,798.62	\$0.00	\$1,798.62	0.7463	36.57%
Water	251	CCF	\$426.58	\$0.00	\$426.58	1.6995	8.67%
Sewer	239	CCF	\$365.77	\$0.00	\$365.77	1.5304	7.44%
Total Cost:			\$4,918.21	\$0.00	\$4,918.21		



Filters: Cost Center Name Not One Of DoNotReport; Billing Period Equal To 201001

el Paso

Energy CAP

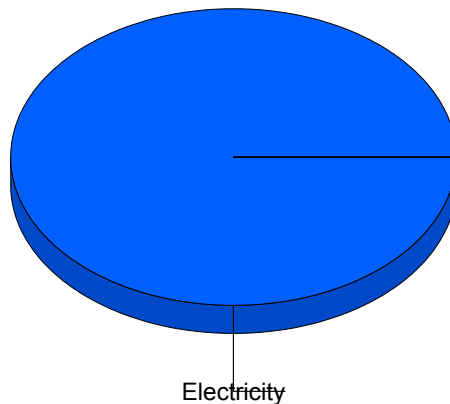
Cost Avoidance Program

## Cost Summary Graph

Grouped by Energy Type

Energy Type	Use	Units	Meter Cost	Special Charges	Total Cost	Avg Unit Cost	% of Total Cost
Site: SKYPARKIB1 - Sky Park I B1							
Electricity	3,268	KWH	\$470.11	\$0.00	\$470.11	0.1439	100.00%
Total Cost:			\$470.11	\$0.00	\$470.11		

For Sky Park I  
B1



■ Electricity	100.0%
Total:	100.0%

Filters: Cost Center Name Not One Of DoNotReport; Billing Period Equal To 201001

elpaso

Energy CAP

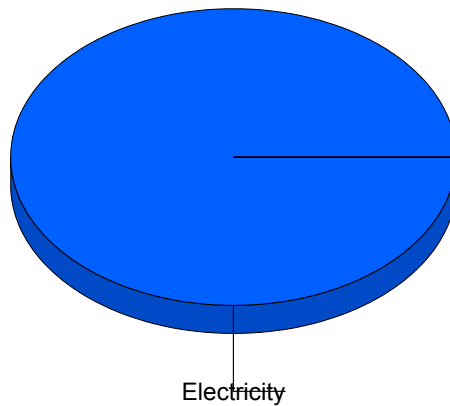
Cost Avoidance Program

## Cost Summary Graph

Grouped by Energy Type

Energy Type	Use	Units	Meter Cost	Special Charges	Total Cost	Avg Unit Cost	% of Total Cost
Site: SKYPARK - Skypark							
Electricity	2,548 KWH		\$372.00	\$0.00	\$372.00	0.1460	100.00%
Total Cost:			\$372.00	\$0.00	\$372.00		

For Skypark



■ Electricity	100.0%
Total:	100.0%

Filters: Cost Center Name Not One Of DoNotReport; Billing Period Equal To 201001

# elpaso

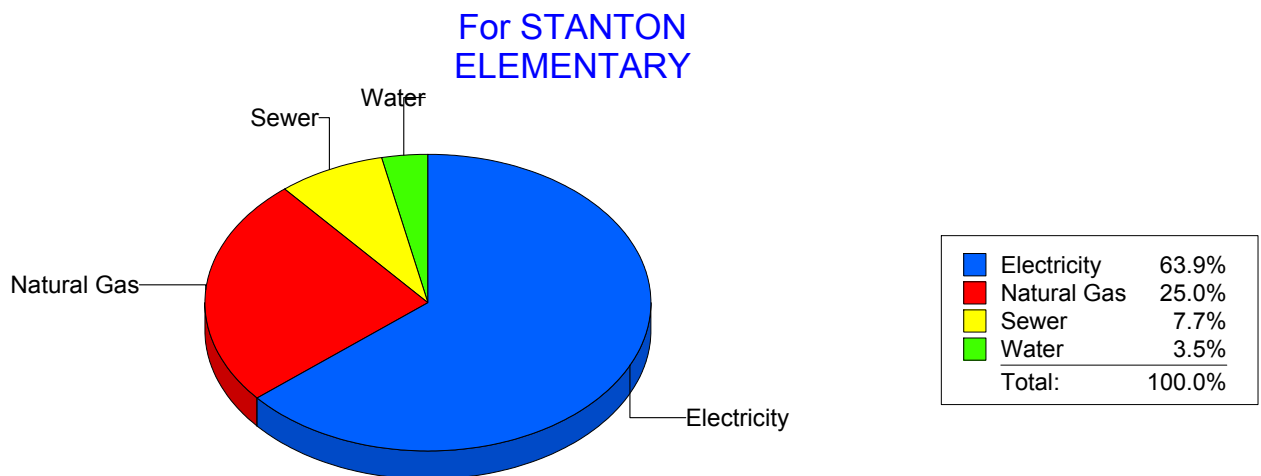
Energy CAP

Cost Avoidance Program

## Cost Summary Graph

Grouped by Energy Type

Energy Type	Use	Units	Meter Cost	Special Charges	Total Cost	Avg Unit Cost	% of Total Cost
Site: STANTON ELEMENTARY - STANTON ELEMENTARY							
Electricity	31,348	KWH	\$4,350.22	\$0.00	\$4,350.22	0.1388	63.87%
Natural Gas	2,240	CCF	\$1,703.30	\$0.00	\$1,703.30	0.7604	25.01%
Water	90	CCF	\$235.44	\$0.00	\$235.44	2.6160	3.46%
Sewer	323	CCF	\$521.93	\$0.00	\$521.93	1.6159	7.66%
Total Cost:			\$6,810.89	\$0.00	\$6,810.89		



Filters: Cost Center Name Not One Of DoNotReport; Billing Period Equal To 201001

# elpaso

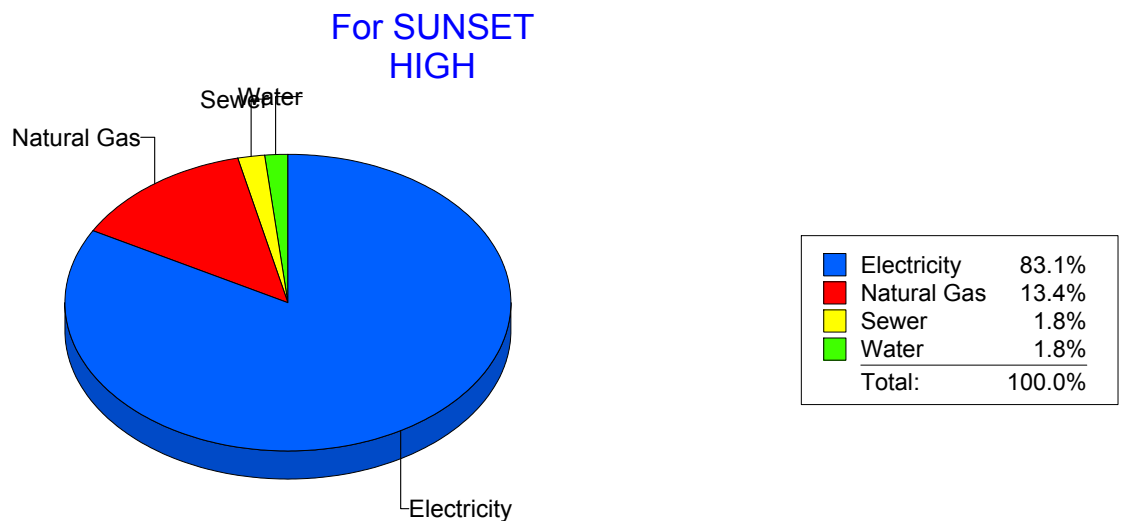
Energy CAP

Cost Avoidance Program

## Cost Summary Graph

Grouped by Energy Type

Energy Type	Use	Units	Meter Cost	Special Charges	Total Cost	Avg Unit Cost	% of Total Cost
Site: SUNSET HIGH - SUNSET HIGH							
Electricity	30,080	KWH	\$4,461.34	\$0.00	\$4,461.34	0.1483	83.13%
Natural Gas	934	CCF	\$717.01	\$0.00	\$717.01	0.7677	13.36%
Water	22	CCF	\$94.53	\$0.00	\$94.53	4.2968	1.76%
Sewer	25	CCF	\$93.99	\$0.00	\$93.99	3.7596	1.75%
Total Cost:			\$5,366.87	\$0.00	\$5,366.87		



Filters: Cost Center Name Not One Of DoNotReport; Billing Period Equal To 201001

# elpaso

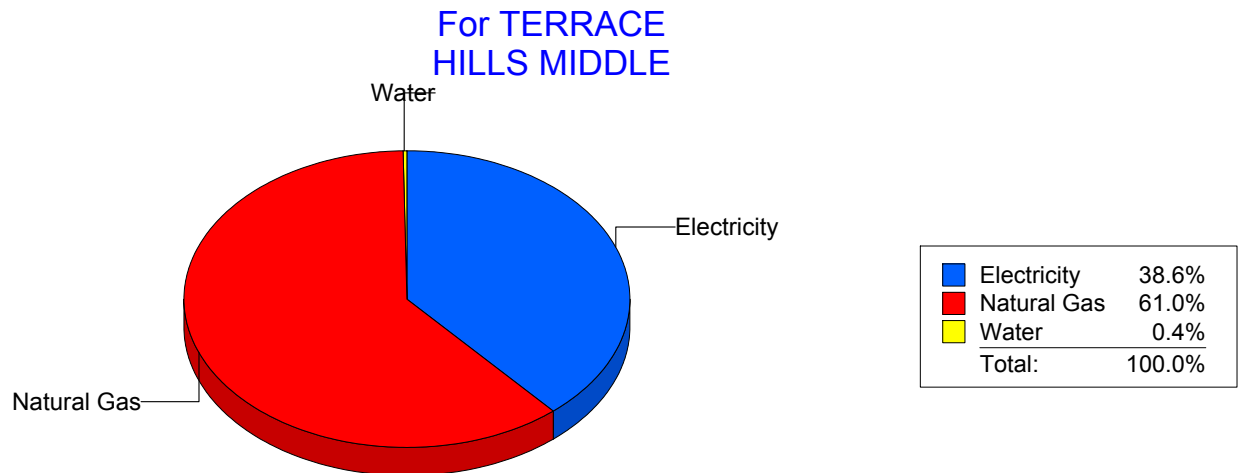
Energy CAP

Cost Avoidance Program

## Cost Summary Graph

Grouped by Energy Type

Energy Type	Use	Units	Meter Cost	Special Charges	Total Cost	Avg Unit Cost	% of Total Cost
Site: TERRACE HILLS MIDDLE - TERRACE HILLS MIDDLE							
Electricity	31,500	KWH	\$3,627.08	\$0.00	\$3,627.08	0.1151	38.63%
Natural Gas	7,782	CCF	\$5,726.80	\$0.00	\$5,726.80	0.7359	60.99%
Water	0	CCF	\$36.36	\$0.00	\$36.36	0.0000	0.39%
Total Cost:			\$9,390.24	\$0.00	\$9,390.24		



Filters: Cost Center Name Not One Of DoNotReport; Billing Period Equal To 201001

# elpaso

Energy CAP

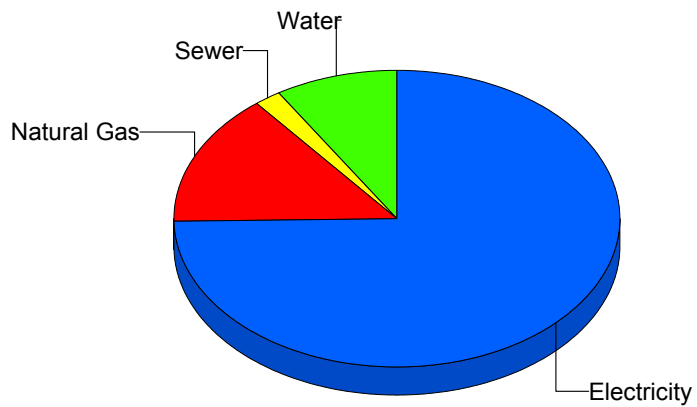
Cost Avoidance Program

## Cost Summary Graph

Grouped by Energy Type

Energy Type	Use	Units	Meter Cost	Special Charges	Total Cost	Avg Unit Cost	% of Total Cost
<b>Site: TIPPIN - TIPPIN ELEMENTARY</b>							
Electricity	70,200	KWH	\$8,098.58	\$0.00	\$8,098.58	0.1154	74.72%
Natural Gas	2,078	CCF	\$1,555.28	\$0.00	\$1,555.28	0.7485	14.35%
Water	233	CCF	\$951.32	\$0.00	\$951.32	4.0829	8.78%
Sewer	75	CCF	\$232.86	\$0.00	\$232.86	3.1048	2.15%
<b>Total Cost:</b>			<b>\$10,838.04</b>	<b>\$0.00</b>	<b>\$10,838.04</b>		

For TIPPIN  
ELEMENTARY



Electricity	74.7%
Natural Gas	14.4%
Sewer	2.1%
Water	8.8%
Total:	100.0%

Filters: Cost Center Name Not One Of DoNotReport; Billing Period Equal To 201001

# elpaso

Energy CAP

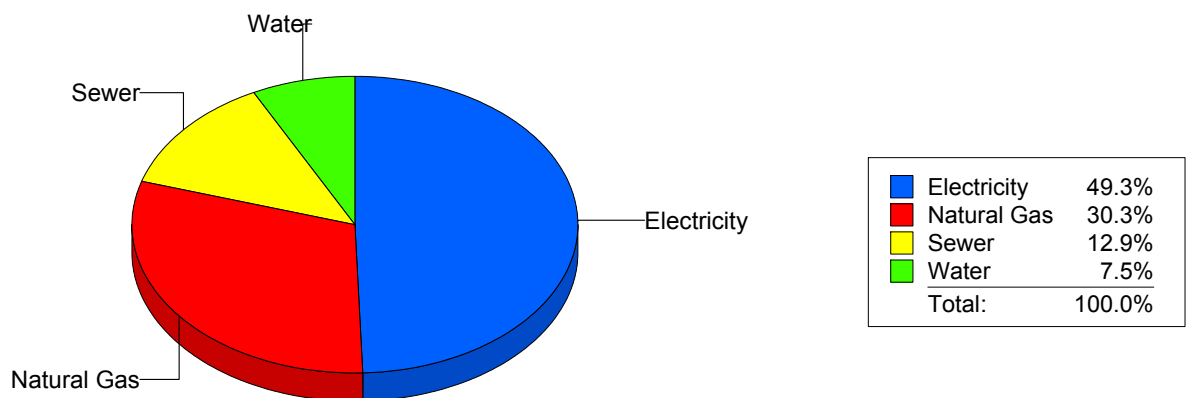
Cost Avoidance Program

## Cost Summary Graph

Grouped by Energy Type

Energy Type	Use	Units	Meter Cost	Special Charges	Total Cost	Avg Unit Cost	% of Total Cost
Site: 178 - Tom Lea							
Electricity	47,520	KWH	\$5,953.92	\$0.00	\$5,953.92	0.1253	49.33%
Natural Gas	4,970	CCF	\$3,654.90	\$0.00	\$3,654.90	0.7354	30.28%
Water	134	CCF	\$908.75	\$0.00	\$908.75	6.7817	7.53%
Sewer	856	CCF	\$1,553.01	\$0.00	\$1,553.01	1.8143	12.87%
Total Cost:			\$12,070.58	\$0.00	\$12,070.58		

For Tom Lea



Filters: Cost Center Name Not One Of DoNotReport; Billing Period Equal To 201001

# elpaso

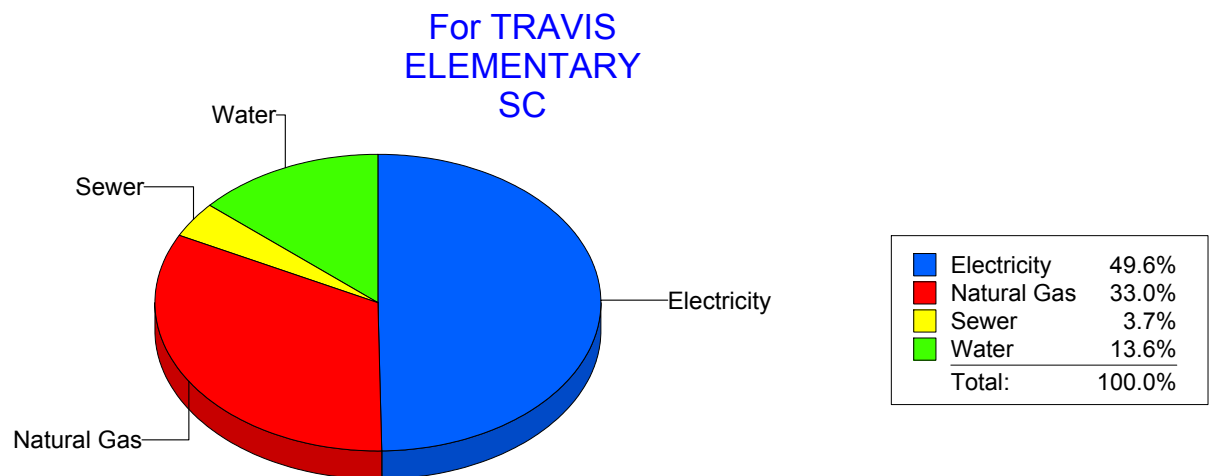
Energy CAP

Cost Avoidance Program

## Cost Summary Graph

Grouped by Energy Type

Energy Type	Use	Units	Meter Cost	Special Charges	Total Cost	Avg Unit Cost	% of Total Cost
Site: TRAVIS ELEMENTARY SC - TRAVIS ELEMENTARY SC							
Electricity	27,956	KWH	\$3,377.73	\$0.00	\$3,377.73	0.1208	49.62%
Natural Gas	2,987	CCF	\$2,246.58	\$0.00	\$2,246.58	0.7521	33.00%
Water	234	CCF	\$928.31	\$0.00	\$928.31	3.9671	13.64%
Sewer	113	CCF	\$255.23	\$0.00	\$255.23	2.2587	3.75%
Total Cost:			\$6,807.85	\$0.00	\$6,807.85		



Filters: Cost Center Name Not One Of DoNotReport; Billing Period Equal To 201001

# elpaso

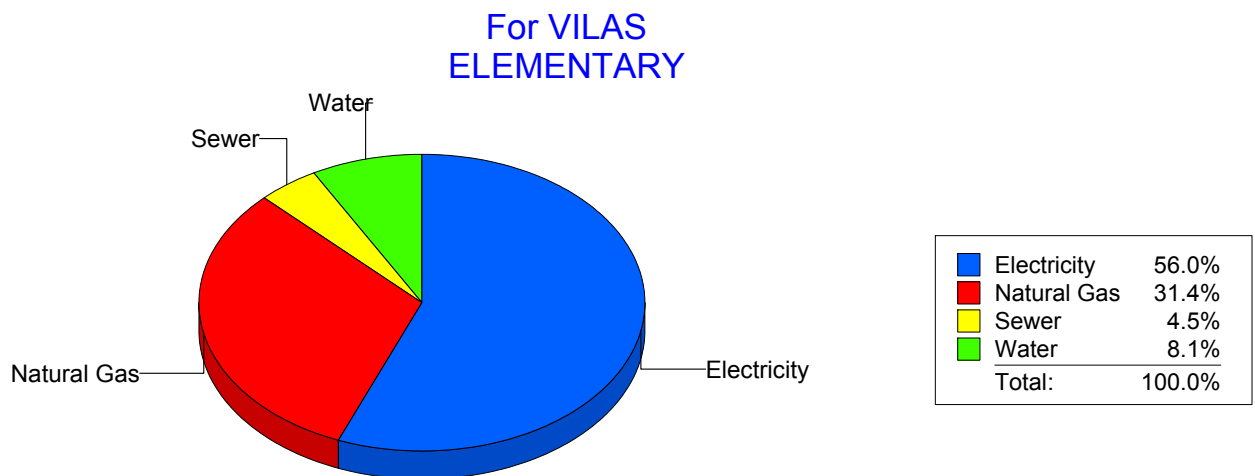
Energy CAP

Cost Avoidance Program

## Cost Summary Graph

Grouped by Energy Type

Energy Type	Use	Units	Meter Cost	Special Charges	Total Cost	Avg Unit Cost	% of Total Cost
Site: VILAS ELEMENTARY - VILAS ELEMENTARY							
Electricity	31,807	KWH	\$4,667.74	\$0.00	\$4,667.74	0.1468	55.98%
Natural Gas	3,402	CCF	\$2,617.91	\$0.00	\$2,617.91	0.7695	31.40%
Water	192	CCF	\$677.74	\$0.00	\$677.74	3.5299	8.13%
Sewer	91	CCF	\$374.64	\$0.00	\$374.64	4.1169	4.49%
Total Cost:			\$8,338.03	\$0.00	\$8,338.03		



Filters: Cost Center Name Not One Of DoNotReport; Billing Period Equal To 201001

# elpaso

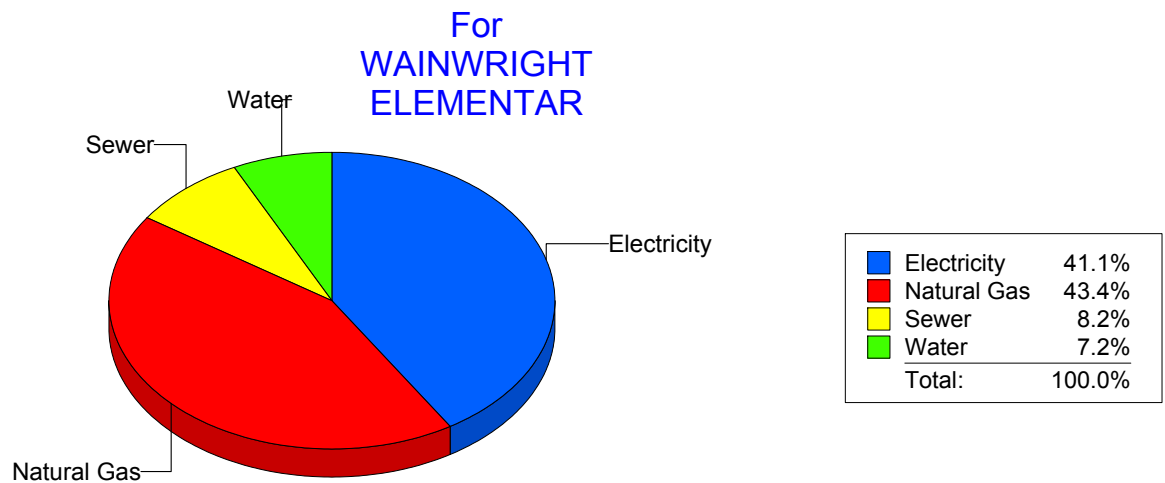
Energy CAP

Cost Avoidance Program

## Cost Summary Graph

Grouped by Energy Type

Energy Type	Use	Units	Meter Cost	Special Charges	Total Cost	Avg Unit Cost	% of Total Cost
Site: WAINWRIGHT ELEMENTAR - WAINWRIGHT ELEMENTAR							
Electricity	5,399	KWH	\$847.90	\$0.00	\$847.90	0.1570	41.11%
Natural Gas	1,091	CCF	\$895.59	\$0.00	\$895.59	0.8209	43.42%
Water	9	CCF	\$149.01	\$0.00	\$149.01	16.5567	7.22%
Sewer	28	CCF	\$170.15	\$0.00	\$170.15	6.0768	8.25%
Total Cost:			\$2,062.65	\$0.00	\$2,062.65		



Filters: Cost Center Name Not One Of DoNotReport; Billing Period Equal To 201001

# elpaso

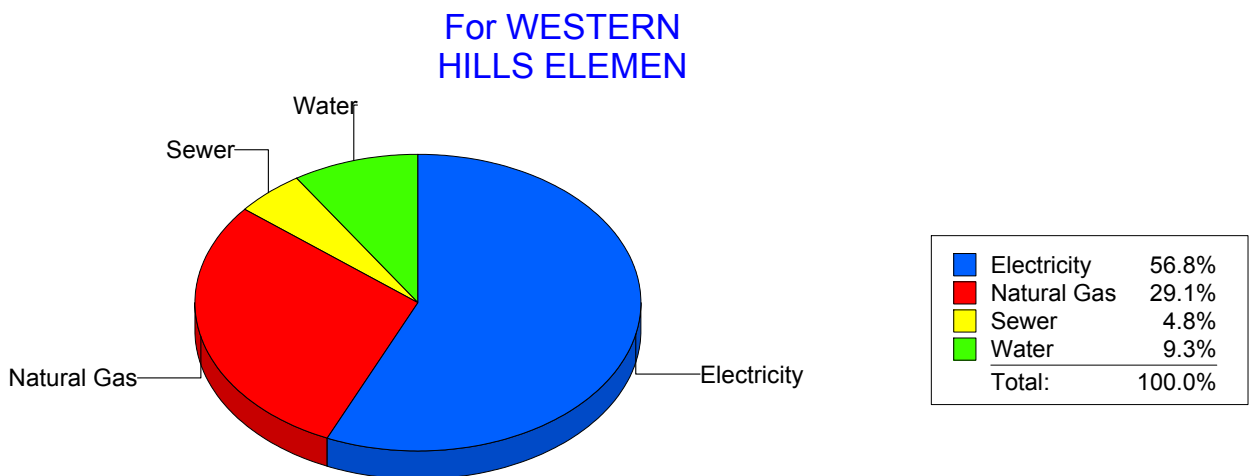
Energy CAP

Cost Avoidance Program

## Cost Summary Graph

Grouped by Energy Type

Energy Type	Use	Units	Meter Cost	Special Charges	Total Cost	Avg Unit Cost	% of Total Cost
Site: WESTERN HILLS ELEMEN - WESTERN HILLS ELEMEN							
Electricity	41,880	KWH	\$4,752.89	\$0.00	\$4,752.89	0.1135	56.76%
Natural Gas	3,285	CCF	\$2,437.06	\$0.00	\$2,437.06	0.7419	29.11%
Water	314	CCF	\$777.87	\$0.00	\$777.87	2.4773	9.29%
Sewer	68	CCF	\$405.26	\$0.00	\$405.26	5.9597	4.84%
Total Cost:			\$8,373.08	\$0.00	\$8,373.08		



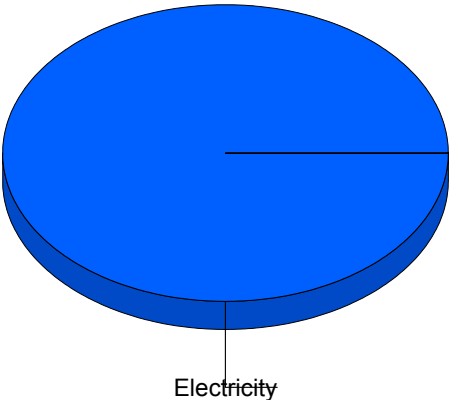
Filters: Cost Center Name Not One Of DoNotReport; Billing Period Equal To 201001

Cost Summary Graph

Grouped by Energy Type

Energy Type	Use	Units	Meter Cost	Special Charges	Total Cost	Avg Unit Cost	% of Total Cost
Site: WESTSIDE TRANSPORTAT - WESTSIDE TRANSPORTAT							
Electricity		2,371 KWH	\$388.43	\$0.00	\$388.43	0.1638	100.00%
Total Cost:			\$388.43	\$0.00	\$388.43		

For WESTSIDE  
TRANSPORTAT



■ Electricity	100.0%
Total:	100.0%

Filters: Cost Center Name Not One Of DoNotReport; Billing Period Equal To 201001

# elpaso

Energy CAP

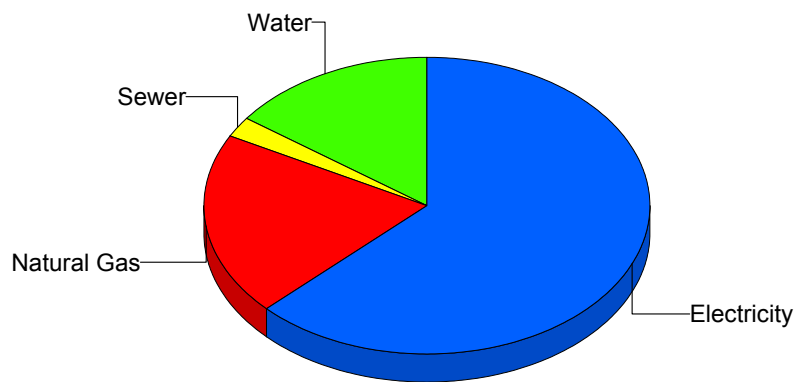
Cost Avoidance Program

## Cost Summary Graph

Grouped by Energy Type

Energy Type	Use	Units	Meter Cost	Special Charges	Total Cost	Avg Unit Cost	% of Total Cost
Site: WHITAKER ELEMENTARY - WHITAKER ELEMENTARY							
Electricity	65,880	KWH	\$8,274.30	\$0.00	\$8,274.30	0.1256	62.74%
Natural Gas	3,579	CCF	\$2,649.55	\$0.00	\$2,649.55	0.7403	20.09%
Water	753	CCF	\$1,993.82	\$0.00	\$1,993.82	2.6478	15.12%
Sewer	105	CCF	\$270.96	\$0.00	\$270.96	2.5806	2.05%
Total Cost:			\$13,188.63	\$0.00	\$13,188.63		

For WHITAKER  
ELEMENTARY



Electricity	62.7%
Natural Gas	20.1%
Sewer	2.1%
Water	15.1%
Total:	100.0%

Filters: Cost Center Name Not One Of DoNotReport; Billing Period Equal To 201001

# elpaso

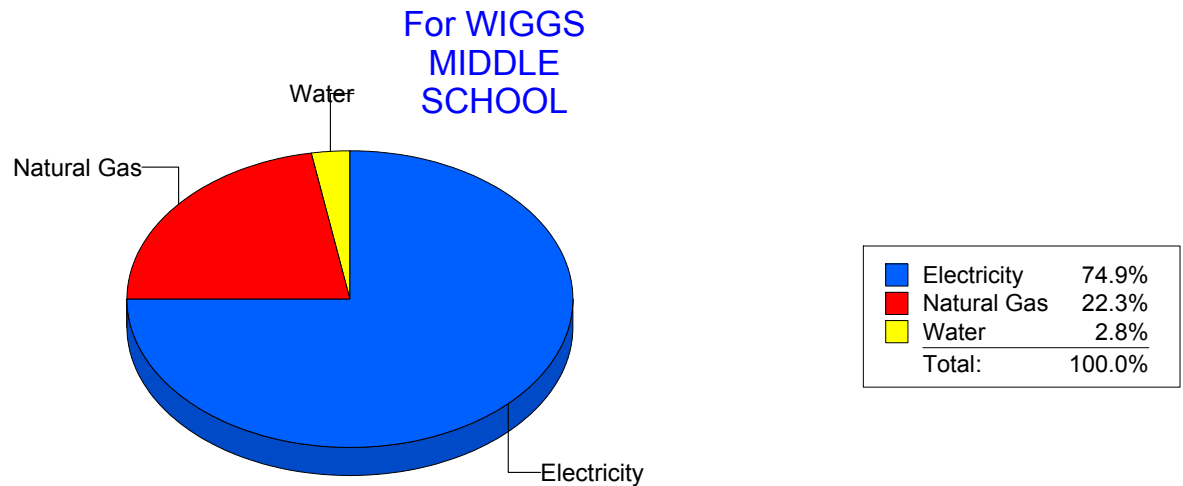
Energy CAP

Cost Avoidance Program

## Cost Summary Graph

Grouped by Energy Type

Energy Type	Use	Units	Meter Cost	Special Charges	Total Cost	Avg Unit Cost	% of Total Cost
Site: WIGGS MIDDLE SCHOOL - WIGGS MIDDLE SCHOOL							
Electricity	57,480	KWH	\$7,049.86	\$0.00	\$7,049.86	0.1226	74.87%
Natural Gas	2,827	CCF	\$2,104.27	\$0.00	\$2,104.27	0.7443	22.35%
Water	37	CCF	\$261.93	\$0.00	\$261.93	7.0792	2.78%
Total Cost:			\$9,416.06	\$0.00	\$9,416.06		



Filters: Cost Center Name Not One Of DoNotReport; Billing Period Equal To 201001

# elpaso

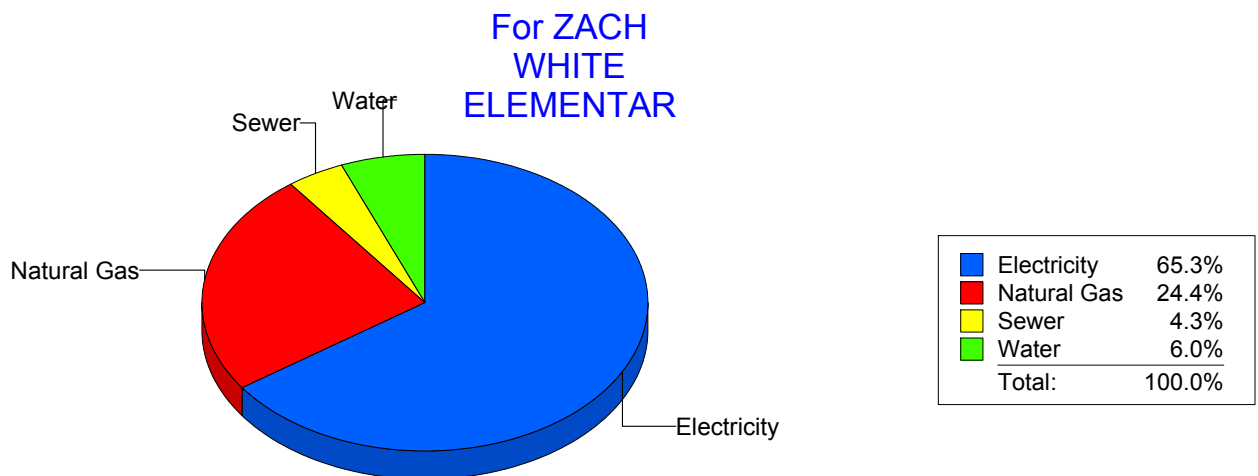
Energy CAP

Cost Avoidance Program

## Cost Summary Graph

Grouped by Energy Type

Energy Type	Use	Units	Meter Cost	Special Charges	Total Cost	Avg Unit Cost	% of Total Cost
Site: ZACH WHITE ELEMENTAR - ZACH WHITE ELEMENTAR							
Electricity	40,500	KWH	\$5,468.64	\$0.00	\$5,468.64	0.1350	65.34%
Natural Gas	2,694	CCF	\$2,038.17	\$0.00	\$2,038.17	0.7566	24.35%
Water	116	CCF	\$503.11	\$0.00	\$503.11	4.3372	6.01%
Sewer	76	CCF	\$359.61	\$0.00	\$359.61	4.7317	4.30%
Total Cost:			\$8,369.53	\$0.00	\$8,369.53		



Filters: Cost Center Name Not One Of DoNotReport; Billing Period Equal To 201001

# elpaso

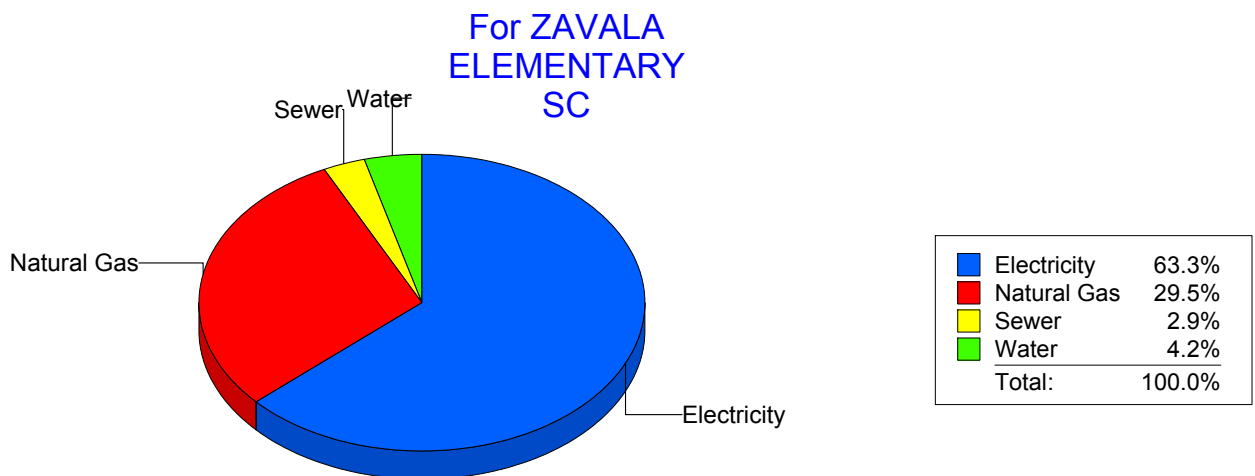
Energy CAP

Cost Avoidance Program

## Cost Summary Graph

Grouped by Energy Type

Energy Type	Use	Units	Meter Cost	Special Charges	Total Cost	Avg Unit Cost	% of Total Cost
Site: ZAVALA ELEMENTARY SC - ZAVALA ELEMENTARY SC							
Electricity	20,777	KWH	\$2,670.47	\$0.00	\$2,670.47	0.1285	63.34%
Natural Gas	1,653	CCF	\$1,243.75	\$0.00	\$1,243.75	0.7524	29.50%
Water	37	CCF	\$178.91	\$0.00	\$178.91	4.8354	4.24%
Sewer	48	CCF	\$123.20	\$0.00	\$123.20	2.5667	2.92%
Total Cost:			\$4,216.33	\$0.00	\$4,216.33		



Filters: Cost Center Name Not One Of DoNotReport; Billing Period Equal To 201001

# elpaso

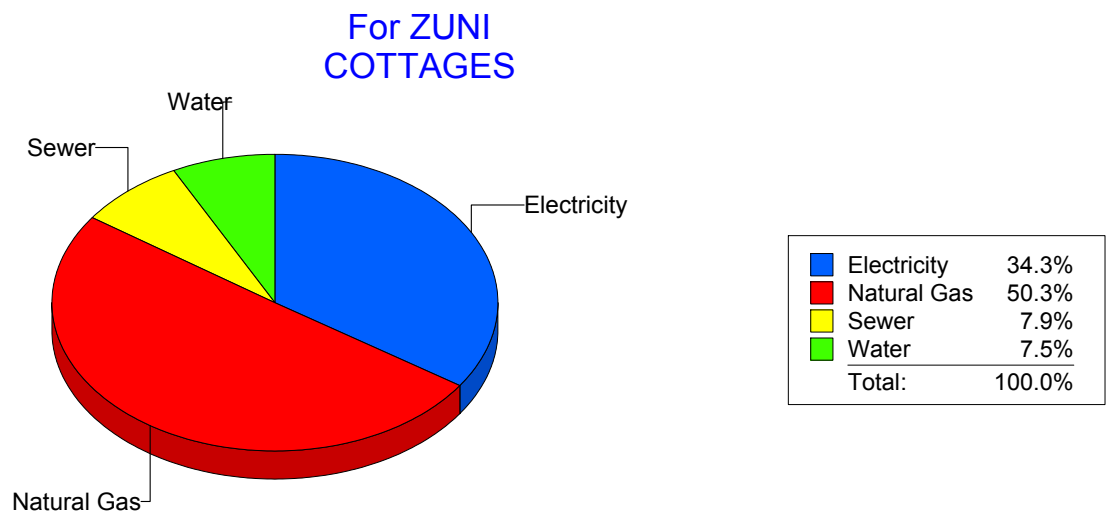
Energy CAP

Cost Avoidance Program

## Cost Summary Graph

Grouped by Energy Type

Energy Type	Use	Units	Meter Cost	Special Charges	Total Cost	Avg Unit Cost	% of Total Cost
Site: ZUNI COTTAGES - ZUNI COTTAGES							
Electricity	455	KWH	\$104.45	\$0.00	\$104.45	0.2296	34.31%
Natural Gas	135	CCF	\$153.07	\$0.00	\$153.07	1.1339	50.29%
Water	1	CCF	\$22.85	\$0.00	\$22.85	22.8500	7.51%
Sewer	3	CCF	\$24.03	\$0.00	\$24.03	8.0100	7.89%
Total Cost:			\$304.40	\$0.00	\$304.40		



Filters: Cost Center Name Not One Of DoNotReport; Billing Period Equal To 201001

# elpaso

Energy CAP

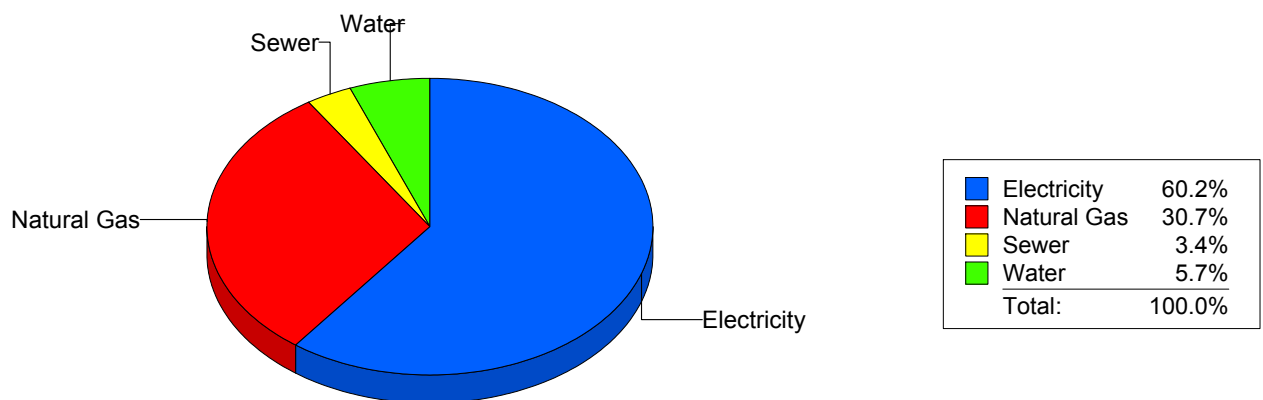
Cost Avoidance Program

## Cost Summary Graph

Grouped by Energy Type

Energy Type	Use	Units	Meter Cost	Special Charges	Total Cost	Avg Unit Cost	% of Total Cost
<b>All Sites</b>							
Electricity	5,758,430	KWH	\$680,832.78	\$0.00	\$680,832.78	0.1182	60.19%
Natural Gas	421,555	CCF	\$347,471.23	\$0.00	\$347,471.23	0.8243	30.72%
Water	22,243	CCF	\$64,505.26	\$0.00	\$64,505.26	2.9000	5.70%
Sewer	17,512	CCF	\$38,256.92	\$0.00	\$38,256.92	2.1846	3.38%
<b>Total Cost:</b>			<b>\$1,131,066.19</b>	<b>\$0.00</b>	<b>\$1,131,066.19</b>		

For All Sites



Filters: Cost Center Name Not One Of DoNotReport; Billing Period Equal To 201001